

# Radio — **CIRCUITS WITH EARS — THEY LISTEN AND OBEY**

# Electronics

\$1.25 JUNE 1981

**Build a versatile light sequencer  
Inside the RCA videodisc player  
Solid-state devices for 100 GHz**

**Rating videotape performance  
Adding sensors to your robot  
Sony's unique new headphones**

## **BUILD THIS \$60 MODEM**

**Access the dial-up  
software networks  
with your computer**



390736 DHM 09976093 64 R NOV81  
MR ROBERT DAHM  
997 GRAND AV  
AURORA IL 60506  
06

# Xcelite.



Handtools for electronics?  
Get 'em from Cooper.  
The Cooper range is truly phenomenal.  
For example, there are 38 patterns  
of pliers alone—including 13 genuine "miniatures".  
Cooper handtools are precision-made to exacting  
tolerances. They're rugged and longlasting.  
Most important of all, they're designed specifically to do the  
jobs you do. Individual tools and kits are at your distributor's now.  
Go and see them!

## from Cooper The Toolmaker. <sup>T.M.</sup>

CIRCLE 9 ON FREE INFORMATION CARD



**The Cooper Group**

BOKER® CRESCENT™ LUFKIN® NICHOLSON® PLUMB® WELLER® WISS® XCELITE  
P.O. Box 728, Apex, North Carolina 27502. Tel: (919) 362-7510. Telex: 579497

[www.americanradiohistory.com](http://www.americanradiohistory.com)

# Educator, Entertainer, Accountant.

## Your Challenger Personal Computer.

Through the miracle of modern technology, a complete computer as powerful as the multimillion dollar room-sized computers of a few years ago can be put in a package the size of a typewriter and sells for as little as a color television set!

Through its years of microcomputer experience, Ohio Scientific has effectively channeled this tremendous computer power into a "friendly" computer with hundreds of personal uses, via a huge software library of programs for a broad range of personal, home, educational and business use.

This available software allows you to use and enjoy your computer without becoming an expert. The Challenger, however, is a powerful, general purpose computer which can be programmed in several languages by those who choose to.

Here are just a few of the popular uses of an Ohio Scientific Challenger Computer:

### Education

The personal computer is the ultimate

educational aid because it can entertain while it educates. Software available ranges from enhancing your children's basic math, reading and spelling ability, through tutoring high school and college subjects, to teaching the fundamentals of computers and computer programming.

### Entertainment

Many of the Challenger's games educate while they entertain, from cartoons for preschoolers to games which sharpen mathematical and logical abilities. But, entertainment doesn't stop here. The Challenger's graphics capabilities and fast operation allow it to display action games with much more detail than the best video games, providing spectacular action in games such as Invaders, Space Wars, Tiger Tank and more! All popular sports such as golf, baseball and bowling are available as simulated computer games as well as many conventional games such as chess where the computer plays the role of a formidable opponent.

### Accounting

Your Challenger computer can keep track of your checkbook, savings account, loans, expenses, monitor your calorie intake and your biorythms.

If you are involved in a business, you can use it to do word processing; accounting, inventory control, order processing, customer lists, client records, mailing labels and planning.

### And more:

This may seem like a lot of uses, but it's only the tip of the iceberg for a general purpose computer. For example, your Challenger can be expanded to control lights and appliances, manage your energy usage and monitor for fire and break-ins. Furthermore, it can communicate with you, with other computers and the new personal computer information services over the telephone.

In fact, the uses of general purpose, personalized computers are expanding daily as more and more people discover the tremendous capabilities

of these new technological wonders.

**Ohio Scientific offers you four personalized computer systems starting at just \$479.**



For a free catalog and the name of the dealer nearest you, call 1-800-321-6850 toll free.

**OHIO SCIENTIFIC**

a **MACOM** Company

1333 SOUTH CHILLICOTHE ROAD  
AURORA, OH 44202 • (216) 831-5600

CIRCLE 11 ON FREE INFORMATION CARD

# Light-torque rotary switches make the LM-3.5A DMM as easy to operate as it is to carry.



On a benchtop or a belt, over a shoulder or in a tool kit, the LM 3.5A DMM, and its LCD counterpart, the LM-350, are ready to go when you are.

Convenience. That's the key to Non-Linear Systems' best-selling LM-3.5A. A high-performance, competitively-priced, all-purpose mini DMM. Convenience from light-torque rotary switches. So operation's a cinch. Convenience from bold, bright LEDs. For instant, accurate, numeric answers. Unlike some competitive meters, the LM-3.5A features both vertical and horizontal readings. And an optional leather carrying case with belt loops and shoulder strap assures hands-free operation.

At 9.2 oz., the LM-3.5A is portability at its best. There's more. The LM-3.5A is a 3½-digit DMM. Features 2,000 counts per range — 100% over-ranging. Result? Increased accuracy and resolution between readings of 999-2,000. It also reduces the amount of range shifting when measuring near 1,000.

**Troubleshooters swear by it.** Repairmen find the LM-3.5A works wonders on tvs, business machines, even cameras. Checks all quiescent AC and DC voltage values. Spots current drains. Measures the resistance of suspect components. Quickly and precisely.

**Other DMMs to match your needs.** The LM-3.5A is just one in a full series of 3 to 4-digit DMMs. If you need LCD convenience for measurements outdoors, we market the LM-350, among others. You don't pay for true RMS capabilities you don't need. But if you do need true RMS readings, Non-Linear Systems can oblige.

**FM-7. The bantam frequency meter.** Portability teams with performance in the FM-7. The smallest, 7-digit, 60-MHz, battery or AC line-operated instrument available.



Operator convenience is the key to our line of frequency and temperature meters, too. Pictured left to right, SC-5 prescaler, FM-7 frequency meter, LED format LT-3 digital temp meter, and its LCD cousin, the LT-31. Top, the MLB-1 digital logic probe.

Hobbyists, radio and tv studios, phone companies and the military all depend on the versatile FM-7. Whether the job calls for calibrating fixed, variable frequency or voltage-controlled oscillators, checking flowmeters, high-speed photocell counters, or setting the IF or heterodyne frequency in communications equipment, the FM-7 is a standout performer.

**SC-5 Prescaler. Top range booster.** This 512-MHz, battery or AC line-operated prescaler was developed to extend the frequency range of the FM-7 from 60 to 512 MHz. Adapts to most other frequency meters, too.

## LM-3.5A at a glance.

DC Volts	1 to 1,000, 4 ranges
AC Volts	1 to 750, 4 ranges
Kilohms	1 to 10000, 5 ranges
AC/DC Current	1 mA to 1A, 4 ranges
Polarity Selection	Automatic
Readout	0.3" Red LED
Size	1.9" H x 2.7" W x 4.0" D
Weight	9.2 oz (batteries installed)
Power	3 type AA rechargeable Nicad batteries and charger
Price	\$165.85

**LT-3 Digital Temp Meter.** Featuring 0.1° resolution and high accuracy, the 3½-digit, 2,000 count full scale LT-3 is indispensable for home or industry. Checks everything from thermostats to appliances. Even monitors critical operations like photoprocessing and electroplating.

The LT-3 can be supplied with any of eight thermistor and RTD temp sensors to read ranges of 0-100°C, 32-199.9°F, or 0-199°C or F.

Work outdoors? Then the LT-31 (LCD format) is the ticket.

**Get the word on us.** We offer a full lineup of convenient, competitively-priced products. From DMMs, frequency and temp meters to miniscopes and DPMs.

For further technical information or the names of your nearest distributors, contact Non-Linear Systems Inc., 533 Stevens Ave., Solana Beach, CA 92705. Telephone (714) 755-1134. TWX 910-322-1132.



**Non-Linear Systems, Inc.**

Specialists in the science of staying ahead.

© 1981 Non-Linear Systems, Inc.

**SPECIAL FEATURE**

- 64 **INSIDE RCA'S VIDEODISC PLAYER**  
How the CED system processes the audio portion of the signal. **Chester H. Lawrence**

**BUILD THIS**

- 39 **\$60 MODEM**  
Give your computer a telephone interface. There's a lot waiting for it at the other end of the line. **Robert Ward**
- 47 **LUMITRON-4 LIGHT SEQUENCER**  
A four-channel light controller that will put many commercial disco installations to shame. **David L. Holmes**
- 57 **UNICORN-1 ROBOT**  
Give your robot the senses of sight and touch. **James A. Gupton, Jr.**

**TECHNOLOGY**

- 4 **LOOKING AHEAD**  
Tomorrow's news today. **David Lachenbruch**
- 16 **SATELLITE TV NEWS**  
The latest happenings in an exciting new industry. **Gary H. Arlen**
- 43 **SOLID-STATE MICROWAVE DEVICES**  
Semiconductors that operate in the gigahertz range are now available. Here's how they operate. **Joseph J. Carr**
- 68 **HOBBY CORNER**  
A new self-study course. **Earl "Doc" Savage, K4SDS**

**COMPUTERS**

- 61 **COMPUTER SPEECH-RECOGNITION**  
What's involved in getting computers to understand the spoken word. **Martin Bradley Weinstein**

**VIDEO**

- 54 **CHOOSING THE RIGHT VIDEOTAPE**  
All videotapes are not the same. Here's what to look for when choosing one for your recorder. **Len Feldman**
- 82 **SERVICE CLINIC**  
An open mind is a valuable tool. **Jack Darr**
- 83 **SERVICE QUESTIONS**  
R-E's Service Editor solves technicians' problems.

**RADIO**

- 74 **COMMUNICATIONS CORNER**  
More about cordless phones. **Herb Friedman**

**AUDIO**

- 51 **NEW GENERATION OF STEREO HEADPHONES**  
How those lightweight headphones can produce such amazing sound. **Len Feldman**

**EQUIPMENT  
REPORTS**

- 32 **Triplett Model 7000 Frequency Counter**
- 33 **Hickock Model MX 333 Universal DMM**
- 34 **Radio Shack Model 42-3019 Sound-Level Meter**
- 35 **McKay Dymek Model 33C General Coverage Communications Receiver**
- 36 **Moody Tools Model MMK6 Master Kit**

**DEPARTMENTS**

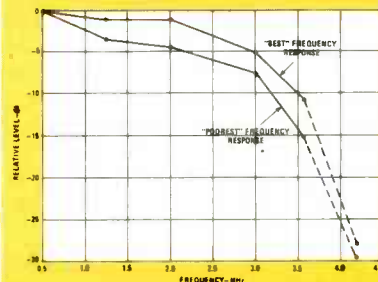
- |                                  |                    |
|----------------------------------|--------------------|
| 14 Advertising and Sales Offices | 87 Market Center   |
| 110 Advertising Index            | 85 New Lit         |
| 88 Computer Market Center        | 72 New Products    |
| 14 Editorial                     | 77 Stereo Products |
| 111 Free Information Card        | 6 What's News      |
| 22 Letters                       |                    |

**ON THE COVER**

There are many things your computer can do when it can communicate with other computers. This modem—that you can build for under \$60—will allow your computer to use the telephone to interact with computers all over the country. The project begins on page 39.



**SOLID-STATE MICROWAVE DEVICES** are vital to our efficient use of the upper end of the RF spectrum. A history of these devices, along with a description of how they function, starts on page 43.



A **FREQUENTLY OVERLOOKED** part of a videotape system is the tape itself. To find out what qualities you should be looking for, turn to page 54.

Radio-Electronics, (ISSN 0033-7862) Published monthly by Gernsback Publications, Inc., 200 Park Avenue South, New York, NY 10003. Second-Class Postage Paid at New York, N.Y. and additional mailing offices. One-year subscription rate: U.S.A. and U.S. possessions, \$13.00, Canada, \$16.00. Other countries, \$21.50. Single copies \$1.25. © 1980 by Gernsback Publications, Inc. All rights reserved. Printed in U.S.A.

**Subscription Service:** Mail all subscription orders, changes, correspondence and Postmaster Notices of undelivered copies (Form 3579) to Radio-Electronics Subscription Service, Box 2520, Boulder, CO 80322.

A stamped self-addressed envelope must accompany all submitted manuscripts and/or artwork or photographs if their return is desired should they be rejected. We disclaim any responsibility for the loss or damage of manuscripts and/or artwork or photographs while in our possession or otherwise.

# looking ahead

## METAL VIDEOTAPE

New recording tapes are being developed in Japan which promise to lead to more compact formats that could replace Beta and VHS as home VCR standards. Fuji's two new metal-particle videotapes, mentioned in this column last month, are now being studied by Japanese equipment makers. Fuji says its MV metal tape could make the recording of an hour's programming on a tape possible, using a package with the same area as a C60 audio cassette; or, if a tape with a thinner backing were used, it could get two hours in—in the size of an audio cassette. A new evaporated cobalt-metal VV lubricated tape can cut tape usage in half again—providing four hours of recording in audio cassette size. Change the tape width from 1/8 inch to 1/4 inch and it can accommodate eight hours, still in a shirt-pocket-sized cassette.

Although VCR manufacturers have been proposing new mini recorders primarily for forthcoming camera/VCR combinations with relatively short recording time, developments such as Fuji's should hasten the day when mini-tapes take over the entire home VCR field, and when video recorders are as ubiquitous as audio recorders are today.

Note: Due for testing by video-recorder manufacturers are several brands of thinner-based tapes in the standard VHS configuration which will soon make possible a T-180 cassette that can record and play for a full eight hours on standard multi-speed VHS machines.

## VIDEO VS. SUPER 8

The super-8 home movie business is hurting, and declining each year. It's difficult to determine whether that is the influence of videotape, but it's certain that Japan's major movie camera makers are going video. Canon's planned move into portable video recording, reported in this space last month, won't be the only one. At the recent Japan Camera Show, other leading manufacturers were staking their claims to the video field. Elmo said it would introduce its own home-video camera with a 3/8-inch pickup tube later this year, and is working with a large electronics manufacturer on a portable mini-VCR.

Chinon said it had developed a video camera with a pickup tube smaller than 3/8-inch, probably for introduction next year, but doesn't see the development of a practical one-piece camera/VCR for three or four years. Sankyo is also working on a home-video camera, and since it is a major supplier of tape-recording heads and micro-motors for VCR's, it can be assumed to be developing a video recorder as well. Canon, Chinon, and Sankyo also supply lenses to video camera makers. Eastman Kodak is also believed to have a home video project under way.

## 'PARTICIPATIVE' DISC

The first home videodisc to utilize the potential of the LaserVision optical system fully (Magnavox and Pioneer players) is Optical Programming Associates' new "First National Kidisc," designed to provide hours of fun for children aged 5 to 10. Although the single-sided disc runs only 27 minutes if played straight through, this "participative" record becomes an ideal rainy-day companion for kids when used with the optical system's special controls—such as random-access, stop-motion, frame advance, reverse, and dual soundtracks. One segment shows step-by-step examples of how to make a wide variety of paper airplanes which children can follow and emulate at their own pace by using the stop-motion control. Another gives instructions in how to dance the Irish jig with the teacher's verbal explanations on one soundtrack, the music on the other. The two tracks can be played separately or together. Another segment, which actually would take less than four seconds to play straight through, gives 101 jokes and riddles for on-screen reading at the child's own pace. Making a water-glass xylophone with selections to play by number, an airplane ride (which can be run forward, backwards, or speeded up for fun), knot-tying, and a trip to the zoo are among the 25 sequences on this single disc—each one of which can be called up immediately via random-access indexing. "Kidisc" retails for \$19.95.

Also in videodiscs, Sharp Electronics announced that it will offer players in the VHD format developed by JVC and now embraced by Matsushita (Panasonic and Quasar), GE and Thorn EMI. Sharp was mistakenly listed here last month as having adopted the RCA-developed CED system for the U.S. market.

## JAPAN VIDEODISC PLANT

Although almost all optical videodiscs are currently being mastered and pressed in DiscoVision Associates' plant in Costa Mesa, CA, that facility will be dwarfed by the new optical-disc plant being activated in Japan by Universal Pioneer, expected to have capacity for pressing 5,000,000 discs annually next year. Universal Pioneer is owned jointly by DiscoVision (in turn owned by IBM and MCA) and Pioneer Electronics of Japan. The facility will press discs for the American market as well as for Japan and other countries. Other optical disc plants are being built by Philips in England, Sony in Japan and 3M in St. Paul, MN.

DAVID LACHENBRUCH  
CONTRIBUTING EDITOR

**"Here's great news for electronics enthusiasts on small budgets.**

**Now you can take home a Fluke DMM for \$125.\*"**

Whether you're just starting out in electronics or moving up from an analog VOM to a digital multimeter, you'll be smart to make sure that you're getting your money's worth.

In your search for a basic-performance DMM, be sure to consider the new D 800 from Fluke. Priced at only \$125\*, this dependable six-function handheld DMM is available now at select electronics supply stores throughout the U.S.

The D 800 offers 0.5% basic dc accuracy (five times better than analog voltmeters), a razor-sharp 3½-digit LCD readout, unsurpassed overload protection, and true, one-hand operation.

This hard-working basic measurement multimeter is designed from the inside out for long life and reliability. All D 800 specifications are traceable to the National Bureau of Standards.

As part of Fluke's new Series D line of low-cost digital multimeters, the D 800 carries a limited one-year parts and labor warranty and comes complete with the battery, and safety-designed test leads.

Ask your supplier about the D 800, then compare it feature-for-feature with any other low-cost DMM. You'll find that for only \$125\*, there's never been more multimeter than the new D 800 from Fluke.



**From the world leader in DMM's. Now we've designed one for you.**



\*Suggested U.S. list price

CIRCLE 37 ON  
FREE INFORMATION CARD

If your dealer doesn't carry Series D Multimeters yet, call this number. We'll be happy to tell you who does. 1-800-426-9182



## Automobile instrument board to be completely electronic

A prototype automobile instrument-panel, using only a new vehicular CRT for all display functions, was demonstrated by Zenith at the recent Society of Automotive Engineers (SAE) conference in Detroit.

The display is based on a new cathode-ray tube (the Zenith V-CRT) a 5-inch long, 110-degree deflection type designed for vehicular operation. Its peak brightness is ten times that of an entertainment tube, for reading in bright sunlight; the spot size is less than a quarter as large, and it has other design differences because of its special application.

The new system permits display of such operating data as speed, fuel, coolant levels and temperature and oil pressure, as well as time, turn signals, headlights, etc., in six colors, when used with the proper filters.

On push-button command, the V-CRT monitor can also display such data as miles-to-empty, estimated time of arrival, maps, travel information, and various diagnostic and service information.

Features that make the new system particularly interesting to automotive designers are the small number of interconnections required: only horizontal, vertical, video, power, and ground. Also, software control makes it possible to modify the display,

if expedient, for annual model changes or to add other displays, without mechanical changes other than adding appropriate transducers for additional functions.

The total display is 3 inches high, 8 inches wide, and slightly less than 8 inches deep.

## Help-for-the-handicapped contest

A contest for ideas and inventions through which personal computing may help the handicapped is being sponsored by grants from Radio Shack and the National Science Foundation. The awards include a \$10,000 Grand Prize given by Radio Shack, TRS-80 computer systems, and other cash and equipment prizes.

Among the categories that will be considered by the judges are computer-based aids for the blind, deaf, or mentally retarded; for individuals with learning disabilities or with neurological or neuromuscular conditions, and for those with physical (orthopedic, etc.) disabilities.

Contestants have until June 30, 1981, to submit their entries. Additional information, including a descriptive flyer and contest application, is available from Personal Computing to Aid the Handicapped, Johns Hopkins University, P.O. Box 670, Laurel, MD 20810, or from Radio Shack stores and computer centers.

## British Audio Pioneer passes

P.G.A.H. (Paul Gustavus Adolphus Helmut) Voigt, early developer of electronic phonograph recording apparatus, died in his sleep February 9, 1981, at his home in Brighton, Ontario. He was 79 years old.

As an undergraduate student, Voigt gained some reputation in radio design. After leaving college, he joined Edison Bell Works, manufacturers of phonographs and records, in 1922. He was to assist in setting up a radio section of the business, which the owners felt might be threatened by the new art.

While working with radio, Voigt realized that if recording artists could use the new microphones and amplifiers of radio instead of singing into trumpets, phonograph records might be improved greatly. He experimented with new electronic techniques, designing microphones, amplifiers, transformers, cutters, pick-ups, and monitoring loudspeakers, and used them to produce completely electronic records. His recording system was in commercial use by 1926, and in 1927 he went on a recording expedition, recording over 600 items with the new apparatus.

When Edison Bell went down in the depression, Voigt started his own business. He had developed an excellent laboratory speaker (the Tractrix horn, named after its curve of expansion) in his recording work. With a mouth four feet square, it was unsuitable for home use; but the new talking movies gave him an excellent market for a time. Meanwhile, he quartered the speaker longitudinally to reduce it to home size. That, with a few other modifications, resulted in the famous Voigt-Lowther corner speaker.


World War II struck a serious blow to the company, and Voigt went to Canada in 1950. He spent the rest of his life in various activities, including nearly ten years with the Canadian government's radio section, chiefly in anti-interference work.

## Two RCA units join forces to make and sell videodiscs

RCA *SelectaVision* and RCA Records will develop and produce original music videodiscs for use with the RCA VideoDisc system, report RCA executive vice president Herbert Schlosser and Robert Summer, president of RCA Records. Specific videomusic projects will be announced as agreements are made.

RCA Records has been producing, or co-producing, video projects for cable TV, pay television, and record retail outlets for several years. *SelectaVision* will be responsible for developing the program catalog for the company's videodisc system and for marketing the discs.

*continued on page 12*



NEW AUTOMOBILE INSTRUMENT PANEL DISPLAY, Zenith's V-CRT, uses a cathode-ray tube to display all information, instead of electro-mechanical meters or gauges.





# Rickerson Returns

*A print by a famous American space-age artist offers you a chance to help launch the AMSAT satellite.*

The response was great. A few months ago JS&A offered a limited edition print by American artist, Mark Rickerson, in a similar style to the print shown above.

#### THE SUCCESS

There were only 300 prints available. Although we expected to get more orders than we had prints, we did not expect the several thousand responses we eventually received.

#### THE FAILURE

Another famous program, however, was not successful. A satellite, built by world amateur radio operators in 1980 and placed on a European rocket, crashed into the ocean almost immediately after take-off. The AMSAT satellite and the rocket were lost, along with the hopes of amateurs who had worked for years building their satellite.

The JS&A program was a success. But JS&A's program and the AMSAT failure have something in common—a great opportunity for the public. Let us explain.

AMSAT was a private venture based strictly on donations. No government money was used. In addition to the thousands of man hours contributed by amateurs world-wide, there was a total of \$250,000 raised to buy materials.

Why do amateurs even need a satellite? Amateurs or ham radio operators (not to be confused with citizen band operators) are always the first on a scene in a major disaster. During the Italian earthquake, for example, amateurs were first to direct relief efforts.

But occasionally a disturbance in the ionosphere will interrupt this communication and render all radio communications inoperative, as was the case in the Alaskan earthquake. That's only one of the many reasons for

AMSAT—positive communications in times of emergencies and not dependent on the ionosphere. JS&A thinks the venture deserves the support of all Americans, and we are providing our full financial and creative support to a program to help raise funds to build and launch a new AMSAT satellite.

#### THE PROGRAM

JS&A commissioned Mark Rickerson to paint "AMSAT"—a painting to be used exclusively for this space effort. From this painting, JS&A has arranged with Rickerson to produce limited edition prints signed by the artist. JS&A will contribute all prints and the full costs to produce these prints to the program. Only the cost to run the advertisement in a magazine will be covered by the initial proceeds.

Each print has a 26" x 35" image size on a 34" x 42" piece of museum-quality PH balanced 100% rag content paper. The print will be shipped in a well-protected circular cardboard double container. Your contribution of \$300 will also entitle you to a handsome certificate suitable for framing to acknowledge your active participation in the new AMSAT launch. A certificate of authenticity will also accompany the print should you wish to sell or donate it to someone in the future.

Each color of this multi-colored painting will be faithfully reproduced in a special collotype process utilizing a continuous tone printing process, several printing plates and the artist's supervision and approval to provide an almost three dimensional reproduction.

Dr. Tom Clark, a NASA scientist and president of the AMSAT organization, says, "We need the cooperation of the American citizen to make this program a success. I urge all Americans to participate. Not only is the

reproduction a beautiful piece of art, but the contribution is to a very worthwhile cause. In addition to its use during emergencies, we will be using AMSAT for educational purposes to train many of the potential young scientists in our country."

The edition will be limited to those who subscribe before the deadline date of June 30, 1981. The publication you are reading has helped us in this program by giving us a good position in their magazine and allowing us every available discount to keep the expense of this program low.

To order, send your check or money order for \$300 made payable to AMSAT to Dept. R.A., JS&A Group, Inc., One JS&A Plaza, Northbrook, Illinois 60062. If for any reason you are not satisfied with your print, you may return it anytime this year for a prompt and courteous refund.

JS&A had a success with its limited edition print program earlier this year. The AMSAT program suffered a failure. Why not join with us to make their launch a huge success? Order your Rickerson AMSAT print, today.



Dept. R.A. One JS&A Plaza  
Northbrook, Ill. 60062 (312) 564-7000  
© JS&A Group, Inc., 1981

# Now NRI takes you inside the new TRS-80 Model III microcomputer to train you at home as the new breed of computer specialist!

NRI teams up with Radio Shack advanced technology to teach you how to use, program, and service state-of-the-art microcomputers.



It's no longer enough to be just a programmer or a technician. With microcomputers moving into the fabric of our lives (over 250,000 of the TRS-80™ alone have been sold), interdisciplinary skills are demanded. And NRI can prepare you with the first course of its kind, covering the complete world of the microcomputer.

### Learn At Home in Your Spare Time

With NRI training, the programmer gains practical knowledge of hardware, enabling him to design simpler, more effective programs. And, with advanced programming skills, the technician can test and debug systems quickly and easily.

Only NRI gives you both kinds of training with the convenience of home study. No classroom pressures, no night school, no gasoline wasted. You learn at your convenience, at your own pace. Yet you're always backed by the NRI staff and your instructor, answering questions, giving you guidance, and available for special help if you need it.

### You Explore the New TRS-80 Model III Inside and Out

NRI training is hands-on training, with practical experiments and demonstrations as the very foundation of

your knowledge. You don't just program your computer, you go inside it... watch how circuits interact... interface with other systems... gain a real insight into its nature.



Training includes the new TRS-80 Model III microcomputer, 6-function LCD Beckman multi meter, and the NRI Discovery Lab with hundreds of tests and experiments.

You also work with a precision 26-scale, 6-function LCD Beckman multimeter featuring full portability and a 3½ digit display. Using it along with the exclusive NRI Discovery Lab and your TRS-80, you perform over 60 separate experiments in all. You learn how to troubleshoot and gain greater understanding of the information your tests give you.

### Advanced Technology Microcomputer Is Yours to Keep

As part of your training, NRI sends you the new, state-of-the-art TRS-80 Model III microcomputer. This functional unit is complete with 65-key keyboard and 12" display in one desk-top unit. It features

high-speed cassette loading, built-in interface for parallel printer, and provisions for optional disk drive. Its 4K RAM is internally expandable to 16K or 48K and its BASIC language is compatible with most Model I software.

Along with your multimeter and the NRI Discovery Lab, this latest concept in advanced microcomputers is yours to learn with, yours to keep and use for your own personal programs, business use, and other applications.

### Send for Free Catalog... No Salesman Will Call

Get all the details on this exciting course in NRI's free, 100-page catalog. It shows all equipment, lesson outlines, and facts on other electronics courses such as Complete Communications with CB, TV and Audio Servicing, Digital Electronics, eleven different interest areas in all.

Send today, no salesman will ever bother you. Keep up with the latest technology as you learn on the world's most popular computer. If postcard has



been used, write to NRI Schools, 3939 Wisconsin Ave., Washington, D.C. 20016.

**NRI Schools**  
McGraw-Hill Continuing  
Education Center  
3939 Wisconsin Ave.  
Washington, D.C. 20016  
**We'll train you for the good jobs.**



(TRS-80 is a trademark of the Radio Shack division of Tandy Corp.)

continued from page 6

## Speech synthesis evaluated with two new TI kits

Texas Instruments has produced the first two of a series of speech-synthesis evaluation kits, the TMSK101 for evaluating the performance of the TMS5100 speech-synthesis chip for low-cost speech synthesis, and the TMSK201 to evaluate the TMS5200 chip, used for higher-performance speech applications. The TMSK201 kit permits the designer to evaluate TI's voice-synthesis capability on microprocessor-based systems (8 or 16-bit) and mini-computers.

The kit includes a TMS5200 voice-synthesis processor and a TMS5232 erasable programmable read-only memory (EPROM). The EPROM is programmed with a set of 35 items (32 words, two phrases, and one tone) each individually coded, using linear-predictive coding.

Linear-predictive coding (LPC) is a technique for analyzing and synthesizing human speech from original speech by specifying a time-varying, digital-filter model of the vocal tract. The filter is then excited by either periodic or random inputs corresponding to voiced and unvoiced human speech. Both the TMS5100 and TMS5200 combine LPC synthesis-capability with on-chip digital-to-analog converters to convert the filter output to an analog signal. In addition, the TMS5100 has an on-chip push-pull amplifier for direct speaker-drive, fur-

ther reducing overall system costs.

The LPC technique provides the most natural-sounding, highest-quality synthetic speech available, and requires only 900-1600 bits per second of speech (or 450 to 1000 bits per word). Key to the high-quality voice synthesis of both of those kits is the patented advanced-design lattice filter within the TMS5100 and TMS5200. The filter is implemented with a single-stage, integrated array-multiplier coupled to the adder output. That provides a single monolithic IC which generates up to 10,000 speech samples per second, accurately approximating the spectral energy of the original speech.

Both kits come with the documentation necessary for implementation into a variety of applications. The kits are available now at a unit cost of \$140 from TI authorized distributors.

## U.S. will hold its lead in electronic technology

Claims that Americans have grown "timid" in technology and innovation are inaccurate, general manager of RCA Broadcast Systems Stanley Basara told members of the Raleigh, NC, Kiwanis Club at a recent meeting. Blasting the assumption that the rapid growth of some foreign technologies may result in their overtaking us, he insisted that the United States will remain the world's leader in technology.

The high rate of development in some countries is not cause for alarm, thinks Mr. Basara. "Anyone familiar with statistics knows that growth generally starts strong and tapers off as it gets older."


One reason for what some see as timidity is that American technology has learned that new and better products will not necessarily be successful on the commercial market. Referring to RCA's new videodisc system as a successful innovation, he predicted that an electronic interpreter, capable of translating one language into another, would also succeed. Other probably successful innovations will be an electronic position-locator for automobiles and numerous new uses for home television including video conferences, education, home security, and electronic shopping.

## Home-electronics users want information services

The biggest change that Americans would like to see in their homes in the '80's, a recent survey shows, is the development of systems that will allow people to select the information they want from a variety of data bases. That could be done on their TV sets or on separate computer terminals—in much the same way that a travel agent or stock broker can "call up" information for his clients. Such a home-information system could be used for a variety of functions: comparison shopping, world and local news, consumer reports, up-to-date budgeting and tax information, educational information, and medical and home health services.


Nearly half of the persons sampled wanted information systems to be two-way, or interactive. That would allow them to use their home computers for such additional transactions as making airline and hotel reservations, preparing tax returns, taking courses, paying bills, ordering merchandise, regulating lighting and heating in the home, turning appliances and security systems on and off, arranging bank loans, playing video games, participating in game shows at home, or sending messages to others who also have the system (an enormously popular feature in the few areas that already can provide that interactive capability).

The survey, conducted jointly for a number of large electronics concerns by the research firms of Dresner, Morris, and Tortorello; and Link, an electronic-media consulting company, noted some concerns about an interactive home-system particularly with regard to a fear of "Big Brother"—that one's privacy could be invaded. Almost one third of those in the sample were concerned about the possibility that too much information might be recorded about one person in one place. **R-E**



SPEECH SYNTHESIS IC'S FROM TI

# THE METER READER'S METERS



## **A.W. SPERRY GIVES YOU A MEASURABLE ADVANTAGE IN MEASURING INSTRUMENTS**

At A.W. Sperry we're continually broadening and refining our instrument line to match your job requirements. Some of our best innovations have come from your suggestions. That's why A.W. Sperry's instruments are safety-engineered and designed with your needs in mind.

When you look at our line-up, you're looking at what you've helped us to accomplish. We appreciate the joint effort to make test

measurements easier and safer for you. For quality testing instruments, you'll find A.W. Sperry's job-matched "meter reader's meters" the preferred choice.

See the latest line-up in our Mini-Catalog. For a free copy call your distributor or A.W. Sperry Instruments Inc., 245 Marcus Blvd., Hauppauge, New York 11787, 800-645-5398 Toll-Free. (N.Y., Hawaii, Alaska call collect 516-231-7050).

**A.W. SPERRY INSTRUMENTS INC.**  
**The Measurable Advantage.**

CIRCLE 28 ON FREE INFORMATION CARD

[www.americanradiohistory.com](http://www.americanradiohistory.com)

## Cable vs. TV-Set Makers

Talk about a battle between giants. Picture the battle lines being drawn with Cable-TV companies on one side and TV-set manufacturers on the other. Among those set manufacturers are General Electric, Magnavox, Panasonic, RCA, Sharp, and Zenith. On the cable-TV company side are UA-Columbia, Viacom Communications, and other heavily-financed giant organizations.

What's the big hullabaloo about? It started when the set manufacturers began introducing "cable-ready" TV sets. Those receivers have tuners (with channel capacities ranging from 35 to 105 channels) that cover the cable channels without the need for a cable-company-supplied converter. Of course, the cable company must still run a cable to the customer's house. The cable company would charge the customer for the cable service, but—we hope—would subtract the rental charge for the now unnecessary converter. Another benefit the cable-ready sets provide the consumer with is the ability to use the TV set's remote control, a feature that is rendered useless by the cable company's external converter.

To emphasize the potential savings from a cable-ready TV, Sharp Electronics surveyed the 15 top U.S. cable TV companies. They found that an estimated \$3.50 a month in savings could be passed on to cable customers who own cable-ready TV sets. That comes to \$42 a year—no small amount to most consumers.

What has been the cable companies' response to the cable-ready sets? The president of the National Cable Television Association, Tom Wheeler, sent a letter dated March 9 to the set manufacturers listed above. In his letter, Mr. Wheeler points out that consumers are being led to believe that they can circumvent the need to purchase the cable service. Mr. Wheeler also states that the cable-ready sets are often incompatible with existing cable systems.

In response, RCA said that they can't be sure their cable-ready sets would be compatible with any future cable systems, but that their sets do work with any cable system in existence or planned. RCA went on to say that "cable operators are trying to defeat our efforts to supply cable-ready sets by making specific efforts to transmit their signals outside the standard cable bands."

Perhaps the strongest complaint of the cable-TV companies is that the cable-ready TV sets often permit theft of premium programs. The vice president of engineering for UA-Columbia said that the average person sees television as free. Many don't see stealing our signals as wrong—many see it as an intellectual pursuit. Frank Biss, of Viacom Communications, said, "I don't want my scrambled signals in the home to antagonize the viewer. He might get curious and defeat the system".

How will all this end? Only time will tell. But as usual in most of those confrontations, it is you, the consumer, that is the pawn. You should be the king. It's your dollars, and you should decide what you are willing to spend them on—not simply settle for what's available. And, as previously stated, it is our opinion that consumers should be allowed to purchase their own converters and decoders rather than be forced to rent those devices from the cable companies. To prevent customers from decoding scrambled signals, the cable companies can install individual traps and prevent the scrambled signals from entering non-subscriber homes.



**ART KLEIMAN**  
Managing Editor

- Hugo Gernsback** (1884-1967) founder
- M. Harvey Gernsback**, editor-in-chief
- Larry Steckler**, CET, publisher
- Arthur Kleiman**, managing editor
- Josef Bernard**, K2HUF, technical editor
- Carl Laron**, WB2SLR, assistant editor
- Jack Darr**, CET, service editor
- Leonard Feldman**  
contributing high-fidelity editor
- Karl Savon**, semiconductor editor
- Herb Friedman**, communications editor
- Gary H. Arlen**, contributing editor
- David Lachenbruch**, contributing editor
- Earl "Doc" Savage**, K4SDS, hobby editor
- Ruby Yee**, production manager
- Robert A. W. Lowndes**, production associate
- Joan Burwick**, production assistant
- Gabriele Margules**, circulation director
- Arline R. Fishman**,  
advertising coordinator

Cover photo by Robert Lewis

**Radio-Electronics** is indexed in *Applied Science & Technology Index* and *Readers Guide to Periodical Literature*.

Gernsback Publications, Inc.  
200 Park Ave. S., New York, NY 10003  
President: M. Harvey Gernsback  
Vice President: Larry Steckler  
Secretary/Treasurer: Carol A. Gernsback

#### ADVERTISING SALES 212-777-6400

Larry Steckler  
Publisher

#### EAST

Stanley Levitan  
Radio-Electronics  
200 Park Ave. South  
New York, NY 10003  
212-777-6400

#### MIDWEST/Texas/Arkansas/Okla.

Ralph Bergen  
The Ralph Bergen Co.  
540 Frontage Road—Suite 361-A  
Northfield, Illinois 60093  
312-446-1444

#### PACIFIC COAST Mountain States

Marvin Green  
Radio-Electronics  
413 So. La Brea Ave.  
Los Angeles, Ca 90036  
213-938-0166-7

#### SOUTHEAST

Paul McGinnis  
Paul McGinnis Company  
60 East 42nd Street  
New York, N.Y. 10017  
212-490-1021





- Full info LCD readout
- 0.1% DCV accuracy
- Full range hi-lo power ohms
- 10 amp. (AC & DC)
- 1000 VDC, 600 VAC
- Auto polarity/zero
- Raised guard-edge case
- Tilt stand

**WD-759 3½ DMM**

# Look at the extra quality VIZ gives you for \$159.95

### THINK OF PERFORMANCE.

With 0.1% DCV accuracy, VIZ 3½ DMMs perform as well in the lab as in the field. Bright LCD readout—settling speed is less than 1 second. Full range hi-lo power ohms means extra accuracy in all your resistance measurements. Readout window shows: function (V, A, Ω); value; AC

or DC; minus or plus; and low battery.

### THINK OF USE.

Easy-to-use range and function switches help avoid errors. Jacks or standard ¼" dual plug centers. Unit comes with tilt stand, deluxe probes and batteries. H.V. probe, AC adapter, LED continuity probe and carrying case, optional.

### THINK OF PROTECTION.

Tough, impact-resistant case has raised guard-edge, protecting unit from damage if dropped on face. Built-in fuse and spare easily accessible from back.

### WANT LED?

WD-758 available with LED readout for \$10 less.

## VIZ bench DMMs

Laboratory quality for bench or portable use. Battery or AC power. Accuracy 0.1% DCV. 10 amp. AC or DC. Voltage ranges 0.1 mV to 1000V AC & DC. Fully shielded metal case. Long battery life. Deluxe test leads and AC adapter supplied. Optional accessories; H.V. probe.



### Handy handheld WD-747

Premium quality 3½ DMM at low prices. Side switches. 0.5" digits. Accuracy 0.8% DCV. **\$89.95**

#### VIZ reliability.

VIZ is a 50 year-old company. Our instruments are fully warranted, parts and labor, for a year. All items tested to NBS standards. We offer service and parts availability for a minimum of ten years. Over 15 repair depots in U.S.A.




WD-760. LED. Manual ranging. **\$199.95**



WD-761. LED. Autoranging. **\$255.00**



WD-762. LCD. Manual ranging. **\$210.00**



WD-763. LCD. Autoranging. **\$265.00**

Want full technical details and a demonstration? Call toll-free. 1-800-523-3696, for the VIZ distributor near you.

# VIZ

Look to VIZ for value, quality, availability.  
Over 70 instruments in the line.

VIZ Mfg. Co., 335 E. Price St., Philadelphia, PA 19144

CIRCLE 16 ON FREE INFORMATION CARD

# satellite tv news

## TELETEXT SIGNALS ON SATELLITE



At least three satellite signals are being used to transmit teletext—and several more such teletext projects are in the works. Teletext is the words-and-graphics information service which is being embraced by many major media companies, a technology which allows viewers to pick off data transmitted within the vertical-blanking interval (usually lines 15 and 16) of the TV signal.

Satellite Syndicated Systems was the pioneer of such service, launching its "CableText" service on Satcom I Transponder 6—the channel it uses to carry WTBS-TV. Using Zenith Virtex equipment (a variation of the British teletext technology), SSS carries UPI and Reuters news feeds to cable-TV systems. United Video is testing transmission of Dow Jones Cable News to cable-TV systems using the vertical interval of its Satcom I transponder and employing French Antiope technology. That test, incidentally, is the subject of hot debate since WGN, the station that United Video retransmits, insists that the teletext bandwidth should remain the property of the TV station itself. WGN is conducting its own teletext tests in Chicago and wanted the signal sent via satellite to a cable system owned by the same company in New Mexico; but United Video has been deleting WGN's signal in order to insert its own teletext data.

Meanwhile, TV Ontario, a Canadian TV station that has been experimenting with teletext using Telidon format technology, successfully transmitted signals via Anik B direct broadcast satellite in the 12/14-GHz band. The signals were encoded within standard TV broadcasts.

Teletext will be transmitted on a full satellite channel by Time Inc., in an experiment due to get under way late this year. Time will use Telidon equipment, which has highly sophisticated alpha-geometric graphics capability. The signal will be transmitted on one of the transponders Time owns aboard Satcom I and other birds. The service, as yet unnamed, will include up to 2,500 pages of information arranged in about 20 "electronic magazines." All data will be edited and coordinated by a teletext team in New York and beamed to receivers at cable-TV systems, where they will be sorted out for various channels.

## INNOVATIVE PROGRAMMERS

Broadcasters as well as cable-TV programmers are continuing to develop novel ways to use satellite facilities. You can never tell exactly what you'll find when flipping through the satellite tuner—although some of the projects are announced well in advance. For example, starting in September, Paramount TV (a subsidiary of the Hollywood studio) will begin beaming "Entertainment Tonight" to TV stations around the country. The show will be a video magazine covering news about show business, running 30 minutes on weekdays, and a full hour on Saturdays and Sundays (with the weekend editions including juicy highlights from the week's shows). "Entertainment Tonight" will be beamed at about 3 or 4 p.m. on weekdays, in time for airing at 7:30 p.m. on East Coast TV stations. Paramount, and its partners in the project (Taft Broadcasting, Cox Broadcasting, Telerep) are still deciding which satellite to use for the transmission—but it will probably be a Westar bird used by many TV stations.

Other examples of innovative satellite use abound: Wold Communications transmitted a stereo simulcast of this year's Grammy Awards show to about 60 FM-radio stations nationwide. The live program, originating from New York's Radio City Music Hall, was carried on the CBS-TV network. Wold intercepted the CBS video signal and uplinked it to Westar III, just to give it the same time-delay as the audio signal which was distributed via satellite.

Many news programmers are also using satellites—beaming stories during afternoon hours that are then used on evening newscasts. For example, Group-W TV stations transmit a one-hour nightly "Newsfeed" to stations owned by the company and to other stations.

## HIGH DEFINITION TELEVISION

CBS has demonstrated its concept of "high definition" television, an impressive technology which includes 1125-line digital video, stereo sound, wide-screen TV and other features. Because of the broad bandwidth of the signal needed to carry such programming—30 MHz—the technology is ideally suited only to special applications, such as video in the 12/14-GHz satellite range. CBS engineers admitted it will be five to ten years until all the refinements are made and there will be problems introducing the service because of its technical incompatibility with existing TV.

The technology also includes high-density digital videotape. The screen is in a wide 3 by 5 ratio format (compared to the 3:4 ratio of today's TV screens). CBS brought together all the necessary equipment "for one time only" during a recent demonstration in Washington. New videotape devices were from Sony, video monitors from Matsushita, cameras from NHK (the Japanese TV network), while audio and other equipment came from CBS's labs.

**GARY ARLEN**  
CONTRIBUTING EDITOR



# Sabtronics.

## An entire range of low-cost, top-quality instruments.



Sabtronics revolutionized the market with the first low-cost, high-performance Digital Multimeter. Now we have an entire range of outstanding instruments in a reasonable range of prices. In fact, nobody can beat us in our price/performance ratio. And we can sell at a low price for some very good reasons. Our engineers design high performance products to be built at a low cost. And we refuse to stick on high mark ups. Plus we make sure your price stays low by selling directly to you. Because we sell so many instruments, we don't have to charge a high price. Naturally, we also offer all the helpful accessories you might want. And all our products are under warranty for good quality and high performance. In addition, you get from us the same quality aftersale service as any high priced instrument manufacturer. With Sabtronics instruments available, there's no need for you to spend a lot of money to do highly accurate testing and measuring.

- 2010A 3½ Digit LED DMM
- 2015A 3½ Digit LCD DMM
- 8610A 600 MHz 8-Digit Frequency Counter
- 8110A 100 MHz 8-Digit Frequency Counter
- 5020A 0.2 to 200 KHz Function Generator
- 8000B 1 GHz 9-Digit Frequency Counter
- 8610B 600 MHz 9-Digit Frequency Counter
- 2035A 3½ Digit LCD Handheld DMM
- 2037A 3½ Digit LCD Handheld DMM

\*price in kit form. Also available factory assembled, tested, and calibrated. Call us for prices.

\*\*price fully assembled, tested, and calibrated.

Call us for more information:  
(813) 623-2631

Making Performance Affordable

**sabtronics**   
INTERNATIONAL INC.  
5709 N. 50th Street Tampa, FL 33610

A. 2010A — \$84.00\*, B. 2015A — \$99.00\*, C. 8610A — \$99.00\*, D. 5020A — \$115.00\*,  
E. 8000B — \$199.00\*\*, F. 2035A — \$79.00\*, G. 2037A — \$99.95\*

Kumar & Co., Ontario Canada

# If you have put off learning more electronics for any of these reasons, act now!

- I don't have the time.
- High school was hard for me and electronics sounds like it may be hard to learn.
- I can't afford any more education.
- I have a family now.
- I'm here. You're there. I've never learned that way before. I'm not sure it will work for me.

**Read the opposite page and see how you can get started today!**

**Be honest with yourself. Are the reasons really excuses? You already know enough about electronics to be interested in reading this magazine. So why not learn more? If you need encouragement, read on and see how excuses can be turned into results.**

**You don't have the time.** Be realistic. All you have in life is a period of time. Use it. Try to know more tomorrow than you do today. That's the proven way to success. CIE studies require just about 12 hours of your time a week, two hours a day. You probably do have the time.

**Electronics sounds like it may be hard to learn.** You already know something about electronics or you wouldn't be reading this. Now, build on that. CIE Auto-Programmed® Lessons help you learn. Topics are presented in simple, logical sequence. All text is clear and concise for quick, easy understanding. You learn step by step, at your own pace. No classes to attend. Nobody pressures you. You can learn.


**You can't afford any more education.** Actually, you can't afford NOT to gain the skills that can put you ahead of the others. You know what inflation is doing to you now. Education—learning a skill—is an inflation-fighter that can be yours. If you are not able to pay full tuition now, CIE will lend you funds on a monthly payment plan.

**You have a family now.** All the more reason why you have the responsibility to advance yourself. For the sake of your family. Do you want them to have what you had or have more than you had? The choice is yours. Electronics is a rewarding career choice. CIE can help you to get started on that career.

**You're there. We're here. How does CIE help you learn?** First, we want you to succeed. You may study at home, but you are not alone. When you have a question about a lesson, a postage stamp gets you your answer fast. You may find this even better than having a classroom teacher. CIE understands people need to learn at their own pace. When CIE receives your completed lesson before noon any day of the week, it will be graded and mailed back the same day with appropriate instructional help. Your satisfaction with your progress comes by return mail. That's how CIE helps you learn.

## NOW, IF YOU AGREE CIE TRAINING CAN WORK FOR YOU, HOW ELSE CAN CIE HELP YOU?

Cleveland Institute of Electronics is the largest independent home study school in the world that specializes exclusively in electronics. Although "big" does not always mean "best," it is evidence that CIE is a strong, successful institution with the people and resources to help you succeed.



### Step-by-step learning includes "hands-on" training.

The kind of professional you want to be needs more than theory. That's why some of our courses include the Personal Training Laboratory, which helps you put lesson theory into actual practice. Other courses train you to use tools of the trade such as a 5MHz triggered-sweep, solid-state oscilloscope you build yourself—and use to practice troubleshooting. Or a Digital Learning Laboratory to let you apply the digital theory that's essential today for anyone who wants to keep pace with electronics in the eighties.



### Your FCC License can impress employers.

For some electronics jobs, you must have your FCC License. For others, employers usually consider it a mark in your favor. Either way, your License is government-certified proof of your knowledge and skills. More than half of CIE's courses prepare you to pass this exam. Surveys show that some 80% of CIE graduates who take the exam are successful.

### Find out more! Today. Now.

There's a card with this ad. Fill it in and return. If some other ambitious person has already removed it, use the coupon.

You'll get a copy of CIE's free school catalog, along with a complete package of personal home study information.

For your convenience, we'll try to arrange for a CIE representative to contact you to answer any questions you may have.

If you are serious about a rewarding career, about learning electronics or building on your present skills, your best bet is to go with the electronics specialists—CIE. Mail the card or coupon today or write CIE (please mention the name and date of this magazine), 1776 East 17th Street, Cleveland, Ohio 44114.

This could be the best decision you've made all year.

### Associate Degree

Now, CIE offers an Associate in Applied Science Degree in Electronics Engineering Technology. In fact, all or most of every CIE Career Course is directly creditable towards the Associate Degree.

**"If you're going to learn electronics, you might as well learn it right!"**

*John Cunningham  
Senior Technical Director*



## CIE Cleveland Institute of Electronics, Inc.

1776 East 17th Street, Cleveland, Ohio 44114  
Accredited Member National Home Study Council

**YES...** I want to learn from the specialists in electronics—CIE. Send me my FREE CIE school catalog...including details about the Associate Degree program...plus my FREE package of home study information.

Print Name \_\_\_\_\_

Address \_\_\_\_\_ Apt. \_\_\_\_\_

City \_\_\_\_\_

State \_\_\_\_\_ Zip \_\_\_\_\_

Age \_\_\_\_\_ Phone (area code) \_\_\_\_\_

Check box for G.I. Bill bulletin on Educational Benefits:  Veteran  Active Duty

**MAIL TODAY!**

RE-14

# letters

## OBJECTIONS

While I find your magazine quite enjoyable and informative, I am appalled continuously by some of the attitudes frequently (and almost invariably one-sidedly) expressed in your pages.

For example: In the article "Electronics in Your Next Car" (March 1981), an automatic vehicle-identification system is described. Then there is the statement: "Unfortunately, it would also make computerized ticketing for such offenses as speeding a technological breeze. *Unfortunately* it would help enforce laws designed for public safety? That word should have been "fortunately." If law-enforcement agencies had such a system, thousands of victims of irresponsible individuals, who thought that the law shouldn't apply to them, might be alive today. Thousands of others have been permanently crippled because of people who wanted to get somewhere a few minutes quicker, at any cost.

On the same grounds, radar detectors are inexcusable. Their sole function is to

encourage violations of the law. Anyone who pays \$100-\$200 for a radar detector obviously intends to break the law on a regular basis, because it would take quite a few speeding tickets to add up to that kind of money. If you are driving legally and safely, there is no need for you to know whether you are being watched at that moment.

The argument that the Communications Act forbids the banning of any kind of receiver is irrelevant. A radar detector is not a communications receiver: It merely detects the presence or absence of a carrier signal. No intelligence or data are recovered at all. Therefore, the Communications Act does not apply. Even if it did apply, the use of certain types of receivers may be banned legally under certain conditions (such as in moving vehicles).

Even if the possession of a radar detector could not be made illegal, transporting it across state lines can be restricted or stopped altogether, since the only function of the device is lawbreaking. And police use of radar is not an invasion of privacy by any stretch of the imagina-

tion. Exceeding speed limits is a publicly-visible act in a public place. There is no privacy to invade. (If I stand inside my house and fire a gun through the window, is it an invasion of my privacy to detect the bullet in any way?)

Radar detectors are reprehensible—a black eye on the electronics industry. They have no legal or morally-justifiable use. The support of such a device is irresponsible and dangerous to the public. I suggest that all supporters of radar detectors read over some of the statistics on the highway death-toll, and may they sleep well.

(If you're opposed to the 55-mph speed limit, that's another issue. But disagreeing with a law never gives anyone the *right* to violate it, or to encourage others to do so.)

On a somewhat less vital level, I feel that your publication of plans for a pay-TV decoder was also irresponsible. The majority of pay-TV stations do not use advertising. They are in business to make a profit, and the only way they can do that is to sell subscriptions. Encouraging people to receive their programs without paying

MODEL 215  
\$71.50

MODEL 205  
\$49.50

MODEL  
215 K KIT  
\$81.00

MODEL  
205 K KIT  
\$59.00

THE NEW

# performers-

## INJECT-A-PULSE® ... CATCH-A-PULSE® THE DYNAMIC DUO FOR CMOS, MOS, TTL, DTL & $\mu$ P TESTING.

These neat shirt-pocket logic probes can quickly and accurately analyze or troubleshoot the static and dynamic conditions of logic circuitry.

The Model 215 INJECT-A-PULSE® probe provides a switchless 10 Nsec. pulse with pulse stretching to 50 Msec. Its high input impedance eliminates loading. Frequency response is better than 50MHz. The proper logic threshold is automatically selected and circuit open detection is provided.

The Model 205 CATCH-A-PULSE® offers a lot of "automatics". Like single pulse or pulse train logic level sensing . . . current limiting . . . programmed output voltage level . . . and input protection to  $\pm 70$  VDC.

Probes are furnished complete with a detachable 6 ft. coiled cord with mini-alligator clips, instruction manual and storage case. Kits include a high voltage adapter and coiled cord with microhooks. The COMBO KIT offers the most compact, automatic and economical logic probe team on the market.

For a free, no-obligation demonstration, contact your Triplett Distributor, Mod-Center or Representative.

Triplett performance . . . a tough act to follow

**TTT**® **TRIPLETT**

Bluffton, Ohio 45817  
Telephone (419) 358-5015  
TWX: 810-490-2400

CIRCLE 66 FOR IN-PLANT DEMONSTRATION

CIRCLE 54 ON FREE INFORMATION CARD

# YOU HAVE 10 DAYS TO DISCOVER THE COMPUTER AGE.

If you've never used a computer, you're missing something. Programming your own computer is more fun than playing backgammon. More challenging than crossword puzzles.

And more practical than about anything else you could do.

Because the fact is, you're living in the age of computers. And now you can discover what it's all about. For 10 days, at no risk and no obligation, you can have your very own Sinclair ZX80 computer. To play with, experiment with, learn with.

## ANYONE CAN USE IT.

You'll discover the ZX80 is incredibly easy to use for anyone 10 years or older. You don't have to know anything about computers when you start out. We'll send you a complete 128-page guide that takes you step-by-step into the world of computing. In one day, you'll be writing your own programs!

The ZX80 will absorb you for hours as you find new ways to use it. You can create games. Home budgets. Math lessons for your children. Almost anything, in fact.

## THE ZX80 IS YOURS FOR 10 DAYS. THE COMPUTER GUIDE IS YOURS FOREVER.

For your 10-day home trial, just call our toll-free number and order with your Master Charge or VISA. Or send the coupon along with a check or money order for the remarkably low price of \$199.95, plus shipping. (Other personal computers cost two or three times as much!)

And we'll send you the Sinclair ZX80 personal computer. It's yours for 10 days. If you decide you don't want to keep it, then send it back. We'll give you a full refund. Either way, the 128-page guide to computing – a \$5.95 value – is yours to keep as a free gift.

But we have to be honest with you. After you've discovered the fun of owning a ZX80 computer, we don't think you'll send it back.



**EVERYTHING YOU NEED.** For just \$199.95, you get everything you need to operate your ZX80. You just hook it up to your TV (either black & white or color). Then to store your programs, you can use any ordinary cassette tape recorder. We'll also send you a 128-page guide to computing that's yours to keep as a free gift. **\$199<sup>95</sup>**



For an extra \$49.95, you can also have the Sinclair Computer Learning Lab – a set of 100 experiments and lessons on cassette tapes that make the ZX80 itself your teacher.

# 10-DAY MONEY-BACK HOME TRIAL CALL TOLL FREE 800-543-3000.

Ask for operator #508. In Ohio call 800-582-1364. Phones open 24 hours a day, 7 days a week.

Mail to: Sinclair Research Ltd.  
One Sinclair Plaza, Nashua, N.H. 03061

Check one:

ZX80 Personal Computer \$199.95  
Shipping \$ 4.00

ZX80 Personal Computer \$199.95  
Computer Learning Lab \$ 49.95  
Shipping \$ 4.00

Total \$203.95\*

Total \$253.90\*

If I'm not fully satisfied with my purchase I can return it in 10 days for a full refund. The 128-page guide is mine to keep.

Name \_\_\_\_\_

Address \_\_\_\_\_

City, State, Zip \_\_\_\_\_

\*U.S. dollars

**sinclair**

SINCLAIR RESEARCH LTD., ONE SINCLAIR PLAZA, NASHUA, N.H. 03061

06RE

JUNE 1981

**ΩMEGA  
SALES  
CO.**

**"WHOLESALE COMPUTER PRICES"  
DIRECT TO THE PUBLIC**

East Coast: 12 Meeting St., Cumberland, RI 02864  
West Coast: 3533 Old Conejo Rd, #102,  
Thousand Oaks, CA 91320

**PRODUCT SPECIAL  
of the MONTH!!**



Products are  
**NOW  
IN  
STOCK  
AT  
ΩMEGA  
SALES  
CO.**

**Atari 800 16K-\$759  
32K-\$859**

**Atari 850 Interface Module \$159**

**Atari 825 Printer \$695**



Intertec Superbrain  
64K Ram - \$2849



Apple II - 16K, 48K  
Call for Price



Epson MX-80 \$569

ΩMEGA OFFERS THE BEST DELIVERY AND PRICE ON:  
APPLE • ATARI • TRS-80 Model II • INTERTEC •  
DIABLO • EPSON • HEWLETT-PACKARD • SOROC •  
COMMODORE • NEC • QUME • CENTRONICS

EPSON MX-80  
MX-70  
CALL FOR PRICE



NEC spinwriter  
5510-5530 - \$2395



Televideo  
912 B or C— \$669  
920C— \$729



Diablo 630 - \$1995  
(with tractor feed) \$2195

ΩMEGA sells only quality merchandise to our customers.  
ΩMEGA will try to match any current advertised price with similar purchase  
conditions. Before you buy anywhere else — be sure to call ΩMEGA Sales Co.

West Coast  
1-805-499-3678

East Coast  
1-401-722-1027

**CALL TOLL FREE FOR ΩMEGA'S PRICE!  
East Coast: 1-800-556-7586**

Telex: 952106



ΩMEGA ships via UPS, truck, or air. COD's.  
Visa, Mastercharge accepted, with no service charge.



**CIRCLE 33 ON FREE INFORMATION CARD**

the admission price is simply an attempt (however unintentional) to drive honest businessmen out of business, and prematurely to stamp out a potentially exciting sub-industry that could offer a considerable amount of special programming that would not otherwise be available. True, that potentiality has not yet been realized— but wide-scale theft of service will only insure that it will never be realized. As the laws stand presently, it is legal. But the concept of the airwaves belonging to the public was formed at a time when such a system as pay-TV wasn't even considered. The laws need to be altered to allow for new developments.

Incidentally, I am in no way involved with either the legal profession or pay-TV. I am a concerned electronics technician who does not want to see the industry get a bad name because of irresponsibility. I think that a magazine of **Radio-Electronics's** caliber should be above that sleazy level.  
DELTON T. HORN,  
Hollywood, FL

**OOOOOOOPS**

There were some errors in the parts-placement guides in part two of "Audio-Signal Restoration Unit," in the April issue.

Page 74: the front board—the leftmost of the two R501's should be R507. The C213 at the bottom right of R202 (a slide control) should be C212. The C506 at the center top should be C606. A jumper from near the lower end of D510 to near the left end of C216 is missing. D208 is drawn backwards.

Page 104: on the rear board, IC13 is drawn backwards. The R403 near the bottom left of IC5 should be R402. The R409 next to C401 should be R404. The C403 near C406 should be C405, with the "+" sign down; the C403 near IC7 should be C402. The left side of C602 is "+".  
JOSEPH M. GORIN

**ON NIKOLA TESLA**

It's good to see an article on Nikola Tesla (February issue), but there was one inaccuracy: J. Pierpont Morgan did not give any money to Tesla for the Colorado experiment. John Jacob Astor and Crawford (from the Simpson & Crawford dry goods store) contributed, and some of his own money was used. The total investment was approximately \$30,000. (See *Lightning in his Hand*, by Hunt & Draper, and *Prodigal Genius*, by O'Niell.)

When Tesla returned to New York with pictures similar to Golka's, he went to Morgan, who had invested \$150,000 for a wireless transmitter on Long Island. Tesla's goal was to light the Paris Exposition of 1902 from Long Island. Tesla put in about \$50,000 of his own money as well— so the \$200,000 figure mentioned in your article relates to the Wardencllyffe plant on Long Island, which was never completed, and not the \$30,000 experiment in Colorado, which was so successful that Tesla was able to light bulbs by wireless at distances of 26 miles. He sent power through the air.

In the last analysis, Morgan did not give  
*continued on page 80*



A fascinating new range of micro electronic Hobby Kits – designed to bring the silicon chip into play!

Using all the carefully selected electronic components with our easy to follow – step by step instructions, each kit builds into a different and absorbing game that fits into the original case.



**Electronic Organ EK-2 \$11.89\***  
Maestro of the keyboard – with this kit you really do make the music. A full scale to compose on.




**Quick Reaction EK-1 \$9.90\***  
It's the fastest draw in the West – Move at the speed of light! Cheats are shown up!

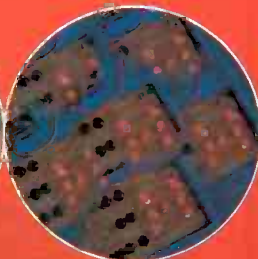
**Digital Roulette EK-3 \$14.90\***  
Monsieur et Madame – place your bets – your numbers up.

**Electronic Dice EK-4 \$13.80\***  
Flashing Dice – a game of nerves Throw a switch to win!


**Morse Code EK-5 \$6.51\***  
Got the message? Build this kit and you can send them! Full morse alphabet enclosed.



Quick Reaction



Electronic Dice



Digital Roulette



Morse Code

## OK Hobby Products

3455 Conner St., Bronx, N.Y. 10475 U.S.A. Tel. (212) 994-6600 Telex 125091

\*Minimum billings \$25.00, add shipping charge \$2.00 New York State residents add applicable tax

CIRCLE 63 ON FREE INFORMATION CARD

[www.americanradiohistory.com](http://www.americanradiohistory.com)

**HITACHI**

**KEITHLEY**

**VIZ** formerly **ROG**

**TRIPLETT**



**PHILIPS**

**HICKOK**



**New Portable Digital Capacitance Meter**

**BK PRECISION**



Call For Our Price

**MODEL 820**

- Measures capacitance from 0.1 pF to 1 Farad
- Resolves to 0.1 pF
- 10 ranges for accuracy and resolution
- 4 digit easy-to-read LED display
- 0.5% accuracy
- Special lead insertion jacks or banana jacks
- Fuse protected
- Uses either rechargeable or disposable batteries
- Overrange indication

**FLUKE** DIGITAL MULTIMETERS

**Model 8022A: The Troubleshooter**

**\$139**

- **Six functions**
  - 3½-digit resolution dc voltage
  - ac voltage
  - dc current
  - ac current
  - resistance
  - diode test
- 0.25% basic dc accuracy
- LCD display
- Overload protection

**Model 8020A: The Analyst**

**\$189**

**Model 8024A: The Investigator**

**\$239**



**NEW**

• **Seven functions**

- dc voltage
- ac voltage
- dc current
- ac current
- resistance
- diode test
- conductance (1/R)
- 3½-digit resolution
- 0.1% basic dc accuracy
- LCD display
- Overload protection
- **Free case**
- Two year parts and labor warranty

• **Nine functions**

- dc voltage
- ac voltage
- dc current
- ac current
- resistance
- diode test
- conductance (1/R)
- logic level and continuity detect
- temperature (K-type thermocouple)
- Peak hold on voltage and current functions
- Selectable audible indicator for continuity or level detection
- 3½-digit resolution
- 0.1% basic dc accuracy
- LCD display
- Overload protection

**DATA PRECISION Model 938**  
**0.1%, 3½-Digit, LCD DIGITAL CAPACITANCE METER**




**\$185**

- **WIDE RANGING** — from 199.9 pF full scale (0.1 pF resolution) up to 1999 µF full scale, in eight ranges...virtually every capacitance you'll ever need to measure.
- **FAST AND EASY TO USE** — Direct reading, pushbutton ranges. Just plug in and read.
- **EXCEPTIONALLY ACCURATE** — provides ±0.1% basic accuracy.
- **TOUGH AND COMPACT** — Built to take rough usage without loss of calibration accuracy. Fits and goes anywhere; takes very little bench space; always handy for quick capacitance checkout, matching, calibration, and tracking.
- **PORTABLE** — Palm-sized, light-weight, operates up to approximately 200 hours on a single 9V alkaline battery.
- **EASY READING** — big, clear, high-contrast 3½-digit LCD display, a full 0.5" high, readable anywhere.
- **VALUE PACKED** — Outstanding measurement capability and dependability. Outperforms DC time-constant meters, and even bridges costing 2 to 5 times as much.
- **RELIABLE** — warranted for 2 full years.

- V-151B 15 MHz Single Trace
- V-152B 15 MHz Dual Trace
- V-202 20 MHz Dual Trace
- V-301B 30 MHz Single Trace
- V-302B 30 MHz Dual Trace
- V-352 35 MHz Dual Trace
- V-550B 50 MHz Dual Trace, Dual Time Base
- V-1050 100 MHz Dual Trace, Dual Time Base

**HITACHI**



Call For Special Intro Price Offer

**New Low Distortion Function Generator**

**BK PRECISION**



Call For Our Price

**MODEL 3010**

- Generates sine, square and triangle waveforms
- Variable amplitude and fixed TTL square-wave outputs
- 0.1 Hz to 1MHz in six ranges
- Push button range and function selection
- Typical sine wave distortion under 0.5% from 0.1Hz to 100kHz
- Variable DC offset for engineering applications
- VCO external input for sweep-frequency tests

**New Sweep/Function Generator**

**BK PRECISION**



Call For Our Price

**MODEL 3020**

- Four instruments in one package—sweep generator, function generator, pulse generator, tone-burst generator.
- Covers 0.02Hz-2MHz
- 1000:1 tuning range
- Low-distortion high-accuracy outputs
- Three-step attenuator plus vernier control
- Internal linear and log sweeps
- Tone-burst output is front-panel or externally programmable



Simpson

BK PRECISION

LEADER

DORIC



Non-Linear Systems

WESTON



DATA PRECISION

PORTABLE OSCILLOSCOPES

BATTERY OPERATED

MS-15



Single Trace 15MHz



Non-Linear Systems

Call For Our Prices

MS-215



Dual Trace 15 MHz

MS-230



Dual Trace 30MHz

THESE 1981 B&K OSCILLOSCOPES ARE IN STOCK AND AVAILABLE FOR IMMEDIATE DELIVERY



BK PRECISION


- 1479A Dual-Trace 30 MHz
- 1477 Dual-Trace 15 MHz
- 1432 Dual-Trace 15 MHz Portable
- 1476 Dual-Trace 10 MHz
- 1466 Single-Trace 10 MHz
- 1405 Single-Trace 5 MHz
- 1420 Dual-Trace 15 MHz Portable

CALL FOR OUR EARLY BIRD SPECIAL LOW PRICE

KEITHLEY

Model 169 BENCH/PORTABLE DMM

- 3 1/2 Digit liquid crystal display
  - 0.25% basic accuracy
  - 26 Ranges
- \$169.00



WESTON

The Roadrunner Model 6100

- 5 Range audible signaling function
- 0.5" LCD display
- 6 Functions
- 29 Ranges



BEEP! BEEP!

Reg. \$155.00

SPECIAL \$139.00

includes free case

80MHz Counter with Period Function



BK PRECISION

Call For Our Price

MODEL 1820

- 5Hz to 80MHz reading guaranteed—100MHz typical
- Period measurements from 5Hz to 1MHz
- Period average, auto and manual positions
- One PPM resolution
- Totalizes to 999999 plus overflow
- Elapsed time measurements from .01 to 9999.99 seconds plus overflow
- One-megohm input resistance
- Bright .43" high LED readouts



THE TEST EQUIPMENT SPECIALISTS

TOLL FREE HOT LINE

800-223-0474

54 WEST 45th STREET, NEW YORK, N.Y. 10036 212-687-2224



ADVANCE ELECTRONICS

# EQUIPMENT AND TRAINING NO OTHER SCHOOL CAN MATCH.

**NTS HOME TRAINING INVITES YOU TO EXPLORE MICROCOMPUTERS,  
DIGITAL SYSTEMS AND MORE, WITH STATE-OF-THE-ART EQUIPMENT  
YOU ASSEMBLE AND KEEP.**

Without question, microcomputers are the state of the art in electronics. And NTS is the only home study school that enables you to train for this booming field by working with your own production-model microcomputer.

We'll explain the principles of troubleshooting and testing your microcomputer and, best of all, we'll show you how to program it to do what you want.

You'll use a digital multimeter, a digital logic probe and other sophisticated testing gear to learn how to localize problems and solve them.

Send for the full color catalog in the electronics area of your choice—discover *all* the advantages of home study with NTS!

NTS also offers courses in Auto Mechanics, Air Conditioning and Home Appliances. Check card for more information.



We believe that training on production-model equipment, rather than home-made learning devices, makes home study more exciting and relevant. That's why you'll find such gear in most of NTS's electronics programs.

For instance, to learn Color TV Servicing you'll build and keep the 25-inch (diagonal) NTS/HEATH digital color TV.

In Communications Electronics you'll be able to assemble and keep your own NTS/HEATH 2-meter FM transceiver, plus test equipment.

But no matter which program you choose, NTS's Project Method of instruction helps you quickly to acquire practical know-how.



Simulated TV Reception

4.



3.

1. **The NTS/Rockwell AIM 65 Microcomputer** A single board unit with on-board 20 column alphanumeric printer and 20 character display. A 6502-based unit 4K RAM, expandable.
2. **The NTS/KIM-1 Microcomputer** A single board unit with 6 digit LED display and on-board 24 key hexadecimal calculator-type keyboard. A 6502 based microcomputer with 1K RAM, expandable.
3. **The NTS/HEATH H-89 Microcomputer** features floppy disk storage, "smart" video terminal, two Z80 microprocessors, 16K RAM memory, expandable to 48K.
4. **The NTS/HEATH GR-2001 Digital Color TV (25" diagonal)** features specialized AGC-SYNC muting, filtered color and new solid-state high voltage tripler rectifier.

## NTS NATIONAL TECHNICAL SCHOOLS

TECHNICAL TRADE TRAINING SINCE 1905  
Resident and Home-Study Schools  
4000 SO. FIGUEROA ST., LOS ANGELES, CA. 90037



### NATIONAL TECHNICAL SCHOOLS

4000 South Figueroa Street, Dept 206-061  
Los Angeles, California 90037

Please rush FREE color catalog on course checked below

- |   |   |
|---|---|
| <input type="checkbox"/> MicroComputers/MicroProcessors | <input type="checkbox"/> Auto Mechanics     |
| <input type="checkbox"/> Communications Electronics     | <input type="checkbox"/> Air Conditioning   |
| <input type="checkbox"/> Digital Electronics            | <input type="checkbox"/> Home Appliances    |
| <input type="checkbox"/> Industrial Technology          | <input type="checkbox"/> Color TV Servicing |

Name \_\_\_\_\_ Age \_\_\_\_\_

Address \_\_\_\_\_

Apt. \_\_\_\_\_ City \_\_\_\_\_

State \_\_\_\_\_ Zip \_\_\_\_\_

- Check if interested in G.I. information.  
 Check if interested ONLY in classroom training in Los Angeles.

# equipment reports

## Triplet Model 7000 Frequency Counter



CIRCLE 101 ON FREE INFORMATION CARD

THE TRIPLETT CORPORATION HAS RECENTLY introduced a new frequency counter. Called a "universal counter," the *model 7000* does more than just measure frequency. It will also determine the period of a waveform, count the number of events occurring during a time interval, and measure elapsed time.

Of course, measuring frequency is the most important function of the *model 7000*. It does so over a range of 5 Hz to 80 MHz with an accuracy listed as  $\pm$ time base  $\pm$ 1 count when used in the Hz mode. The gate time is one

second, and sensitivity is claimed to be 30 millivolts. The maximum input voltage varies with frequency but ranges from 200 volts (peak AC + DC) at 5 Hz (to 500 Hz), to 30 volts (peak AC + DC) at 80 MHz. An attenuator (switchable from the front panel) is provided to allow for optimum triggering and to prevent overloading the input stage.

All readings are shown on a six-digit, 0.43-inch high, LED display. Units (Hz, kHz, mS, etc.) are shown by discrete-LED indicators. The six least-significant digits of a reading are displayed in the Hz mode; the six most-significant digits are displayed in all other modes.

The AUTO FREQ mode takes the frequency measured and displays it in its most useful form (Hz, kHz, or MHz). For a frequency of 988,880 Hz for example, 988.88 would be displayed and the kHz indicator would be lit. The decimal point is positioned automatically. Accuracy in this mode is claimed to be  $\pm$ time base accuracy  $\pm$ 1 least-significant digit  $\pm$  trigger error. Resolution to one-part-per-million (ppm) can be expected.

The period of the input signal can be determined by switching the *model 7000* to the PERIOD mode. The period (period is the recip-

rocal of frequency) of a waveform can be measured over a range from 200 milliseconds to 12.5 nanoseconds (5 Hz to 80 MHz).

The *model 7000* can also be used to count events. Up to 999,999,000 events can be counted when the unit is in the EVENT mode. The frequency of the input signal must fall within the unit's 5 Hz-80 MHz range. The counter can be reset with a front-panel button or by remote control using a rear-panel connection. For counts over one million, the six most-significant digits and an M indicator are displayed.

The built-in timer measures elapsed time in hours, minutes, seconds, and fractions of a second, from 100 microseconds to 100 hours. The timer can be stopped by supplying a TTL-level signal to a rear-panel connector and reset to zero by using the front-panel reset button. Timer accuracy is claimed to be  $\pm$ time base accuracy  $\pm$ 1 least-significant digit.

The *model 7000* has a built-in self-test feature. When the selector switch is turned to TEST, the unit will sequence through a series of preprogrammed steps to check that the microprocessor, control, and display circuits are all operating properly. Also, when the unit is

# Special limited-time Zenith Instant

CALL NOW!

Call your Zenith distributor now  
for a special limited-time-only  
introductory offer on ZIP —  
Zenith's Instant Parts Program!

turned on, regardless of switch position, the *model 7000* will do a brief check of its internal operation including a test of every segment of the readout.

The internal timebase uses a crystal oscillator operating at 10 MHz that, after a half-hour warm-up (at an ambient temperature of 25° C), boasts a stability of  $\pm 10$  ppm ( $\pm 0.001\%$ ) at temperatures ranging from 0° to 40° C. A switch-selectable, TTL-level, external timebase input is available on the rear panel. A TCXO (Temperature Compensated Crystal Oscillator) option is also available for the *model 7000*. With this option installed, the stability is better than  $\pm 1$  ppm ( $\pm 0.001\%$ ) over a temperature range of 0° to 40° C. With the TCXO, no warm-up time is required.

The case measures  $8\frac{1}{2} \times 9\frac{3}{32} \times 3\frac{7}{16}$  inches. The weight is listed as  $4\frac{1}{2}$  pounds. The large carrying handle doubles as a tilt stand for bench use. The power required is 105-130 volts AC (210-260 volts AC using internal transformer jumpers) and there is a  $\frac{1}{4}$ -amp internal fuse. The grounded power cord is detachable.

Two cables are supplied with the unit. The input cable is 36 inches of coax with a BNC connector at one end (to mate with the connector on the front panel of the unit) and two alligator clips at the other. The 25-inch rear-panel accessory cable has a Molex connector at one end; the other end of the cable has stripped and tinned ends.

The instruction booklet is small but fairly complete. Specifications, operating instructions, theory of operation, calibration, and maintenance are covered. However, a schematic diagram is not included.

The only possible shortcoming you may find with the *model 7000* is its somewhat restricted

frequency range. The 80-MHz limit will make the unit's usefulness in communications applications questionable as an onboard prescaler will have to be added and will result in a loss of resolution.

Aside from that limitation, the unit looks as if it would be a good addition to your service bench. The *model 7000* from Triplett (One Triplett Dr., Bluffton, OH 45817) has a list price of \$300.00. **R-E**

### Hickok Model MX 333 Universal DMM



**CIRCLE 102 ON FREE INFORMATION CARD**

THE *MODEL MX 333* UNIVERSAL DIGITAL MULTIMETER from The Hickok Electrical Instrument Co. (10514 Dupont Ave., Cleveland, OH 44108) is not like ordinary DMM's found on the shelves of suppliers. The company claims that it: "... packs more measurement capability in a small  $2.2 \times 6.7 \times 6$ -inch, 22-ounce case than any other electronic tool ever developed." Once you've had the opportunity to examine and use the *model MX 333*, you'll be convinced that the company's claims are well-

founded.

One of the unique features of the *model MX 333* is called Vari-Pitch. That feature consists of a tone; its pitch is controlled by the value of the reading being made. It can be used in all modes. In normal operation, the frequency of the tone increases as the reading increases. However, when the meter is testing resistance, the tone will do the opposite and increase in pitch with *decreasing* readings. The instruction book fully describes use of this feature.

The Vari-Pitch feature seems to overcome (at least in part) the delays that are inherent in most digital multimeters. Generally, quick troubleshooting is done by making cursory checks of voltages or resistances without regard to the exact values until one is found to be significantly off or not there at all. The analog meter is a natural for that purpose since one must only notice a quick deflection of the needle to see if the proper voltage or resistance is present. If an erroneous reading is noted, you can then examine the circuit carefully to find the possible reasons for such a reading. The Vari-Pitch function will let you do your quick checks without looking away from your work.

Today, there is an ever-increasing need to troubleshoot logic circuitry and one of the more useful tools for this is the logic probe. That simple device will allow the operator to determine at a glance if the point being tested is at a high or low logic-state and whether there is any pulse activity. The same tests can be made with the Hickok *model MX 333* by using the Logi-Trak feature. In fact, the *model MX 333* is faster than most logic probes and will respond to signals up to 80 MHz. Using the Vari-Pitch circuit will give you an audible indication of either a low or a high logic-state

# introductory offer on ZIP! Parts Program.

Inventory control – that's the name of the game today! And Zenith's Instant Parts Program (ZIP) is the way to play it safe, sure...and money-wise. Because with ZIP, you've got Zenith's most frequently needed exact replacement parts where you want them when you want them.

Slow-moving stock numbers are periodically replaced with new, more popular parts thru periodic checks by your Zenith distributor salesman. As a result, your original investment is protected and your inventory of Zenith exact replacement parts is current.

And best of all, today you can add a little ZIP or a lot of ZIP to your inventory control of Zenith parts.

For a little ZIP, you'll want ZIP-50 – the top 50 Zenith parts available with or without System 3 components. If you want more ZIP, get ZIP-100 – the most active 100 Zenith parts now available with or without System 3 components.

Call your Zenith distributor now for the ZIP program that best suits your need.

ZIP – it's the easiest, least expensive, most versatile inventory control system ever devised by Zenith for TV service technicians!



For your own reputation and in your customers' best interest,  
always service with Zenith exact replacement parts.

# ZENITH

The quality goes in before the name goes on®

Zenith Radio Corporation/Service, Parts & Accessories Division/11000 Seymour Avenue/Franklin Park, Illinois 60131

**CIRCLE 44 ON FREE INFORMATION CARD**

[www.americanradiohistory.com](http://www.americanradiohistory.com)

which again will let you continue to watch your work rather than the meter.

The *model MX 333* can also be used to test diodes. To do that the SPECIAL FUNCTION and DIODE (marked with a diode symbol) buttons must be pressed. When that is done, the meter will read the voltage drop across the diode. That is useful for determining diode type (silicon or germanium) and for matching diodes.

When the SPECIAL FUNCTION and 20Ω/10A/20MΩ buttons are pressed, the *model MX 333* can be used to measure resistances as low as 10 milliohms. The resistance of the leads and connectors can be neutralized with the front-panel-mounted 20Ω NULL control for more accurate readings.

Automatic zero, polarity, and decimal-point placement, are some other features of this new instrument. The 3½-digit liquid crystal display

(LCD) has a LOW-BATTERY indicator that will warn the user when 20% of the battery life remains. With a 9-volt alkaline battery, average battery life is approximately 140 hours.

Input impedance is listed at 10 megohms ( $\pm 0.1\%$ ) on all ranges. The AC and DC voltage ranges are 200 millivolts and 2-, 20-, 200-, and 1000 volts full scale. Resolution on those ranges is 100 microvolts, 1 millivolt, 10 millivolts, 0.1 volt, and 1 volt respectively. Accuracy on the DC ranges is  $\pm 0.1\%$  of reading + 1 digit. The accuracy of the AC reading is  $\pm 1\%$  of reading + two digits from 45 Hz to 1 kHz on all ranges. From 1 kHz to 5 kHz, it will be  $\pm 5\%$  of reading + five digits (200 millivolt and 20 volt ranges).

Seven resistance ranges with full-scale readings of 20-, 200-, 2K-, 20K-, and 200K ohms, and 2- and 20 megohms are provided. Resolu-

tion will be as great as .01 ohm for the lowest range and will extend to 10K ohms for the highest range. Overload protection up to 500 volts is provided on all ranges in addition to a 2-amp fuse on the 20-ohm range.

If you look inside the *model MX 333*, you will find that most of the circuitry is on two good-sized epoxy-glass printed circuit boards. The LCD is mounted on a third board. There is no cramping of parts and the construction is excellent.

The plastic case features four large rubber feet for stability when used on a flat surface. The operating manual includes complete operating instructions, a schematic diagram, and calibration and operating theory information.

Accessories that come with the *model MX 333* include two heavy-duty test leads with specially designed safety connectors, a 9-volt battery, two screw-on alligator clips with insulator boots, and a special belt hook. Optional accessories include an AC adaptor and an 80-MHz oscilloscope probe.

The Hickok *model MX 333* has a suggested selling price of \$249.00. **R-E**

**ADVANCE IS PROUD TO INTRODUCE**  
The **HITACHI** Line  
of High Quality Oscilloscopes  
All Hitachi Instruments  
Are Backed by  
A Two-Year Warranty

Hitachi Oscilloscope V-302 B  
DC-30MHz dual-trace



1. TV sync-separator circuit
2. High-sensitivity 1mV/div (5MHz)
3. Signal delay line
4. X-Y operation
5. Sweep-time magnifier (10 times)
6. Trace rotation
7. Z-axis input (Intensity modulation)

**ADVANCE ELECTRONICS**

THE TEST EQUIPMENT SPECIALISTS

TOLL FREE HOT LINE  
800-223-0474

54 WEST 45th STREET, NEW YORK, N.Y. 10036 212-687-2224

Hitachi Oscilloscope V-152 B  
DC-15MHz dual-trace



1. TV sync-separator circuit
  2. High-sensitivity 1mV/div (5MHz)
  3. X-Y operation
  4. Sweep-time magnifier (10 times)
  5. Trace rotation
  6. Z-axis input (Intensity modulation)
- (Also available in single-trace)

**HITACHI**  
**V-302 B & V-152 B**

- TV sync-separator circuit facilitates rapid video signal measurement.
- Extra-high sensitivity; vertical sensitivity of 1mV/div. now available.
- Built-in signal delay line for leading edge observation of quick-rising waveforms (V-301 and V-302).
- X-Y operation very convenient for measuring phase difference of two waveforms.
- Sweep-time magnifier effective for precise measurement; sweep time magnifying 10 times with one-touch operation.
- Trace rotation system for easily adjusting bright-line inclination caused by terrestrial magnetism.
- Z-axis input provided-possible to use as CRT display.
- 0.2μs ~ 0.2s-wide sweep range setting.
- One-touch shifting waveform slopes.
- Five modes of vertical deflection operation (Type V-152 and V-302).
- Panel layout with color-coding of respective functions.

Put a proven Hitachi dual-trace oscilloscope on your bench for as little as \$695. Our V-152 15MHz model includes unprecedented sensitivity (1 mV/div)...10X sweep magnification...front panel XY operation...trace rotation...Z-axis input...and more. Need greater bandwidth? Our V-302 model is the only 30MHz dual-trace scope with signal delay line priced under \$1000, with all the above features, to make your testing operations fast, easy, and accurate. Reliability is exceptional too. (As you'd expect from a manufacturer with over 20 years of experience "outscoping" the competition.) So exceptional, in fact, that Hitachi quality is backed by a 2-year warranty...the longest in the industry. Whether you use it for teaching or repairs, for video, audio, or computer testing, you can't find more scope for your dollar than at Hitachi. Call for more details.

Normal Price

- V-152 B 15 MHz Dual Trace \$735\*
  - V-302 B 30 MHz Dual Trace \$995\*
- \* Probes included.

Call For Special Introductory Price Offer

**Hitachi...The measure of quality.**

**Radio Shack Model 42-3019  
Sound-Level Meter**



CIRCLE 103 ON FREE INFORMATION CARD

SEVERAL YEARS AGO, RADIO SHACK (1400 One Tandy Center, Fort Worth, TX 76102) released a small sound-level meter designed to measure the acoustics of hi-fi installations. Now an improved version, the *model 42-3019*, is available. Although low-cost, the meter is quite flexible. Its accuracy is claimed as  $\pm 2$  dB (at 114 dB), and the frequency range of the electret microphone element and amplifier circuitry is said to be nearly flat from below 20 Hz through 8 kHz (within 2 dB).

The range of the instrument is step-selectable, covering 60-126 dB, overall. The meter movement is large and easy-to-read. A time-constant switch selects between fast and slow response times.

Selectable "A"- and "C"-weightings are also available: "A"-weighting modifies the frequency response of the instrument so that the frequency response is similar to that of the human ear and "C"-weighting flattens the response so that you can check the full frequency range of a sound system (or use the meter in other acoustical applications).

An RCA phono jack is provided if you want to use the electret microphone circuitry for high-fidelity recording. A standard threaded tripod-mount receptacle is provided so that the instrument can be rigidly mounted if that becomes necessary.

Calibration is factory-set for all ranges; should you want to recalibrate the instrument, a small access hole permits you to adjust an internal calibration trimmer.

The owner's manual provides 10 pages of introductory information. It lists the unit's specifications; briefly explains how the controls work; provides tables of typical environmental loudness levels, including the maximum permissible levels set by the U.S. Department of Labor; describes several techniques for making meaningful level measurements; and includes a schematic diagram.

A soft leatherette carrying pouch is included to protect the instrument when it's not in use.

As with any other new device, we could hardly wait to try it out. Naturally, the first tests were made in noisy locations. The cab of a pickup truck (with the windows rolled up) showed an internal noise level of 70 dB ("A"-weighted) while driving down a highway at maximum speed; with the windows rolled down, the noise level rose 10 dB. Testing the noise level of a high-school class showed approximately that same noise level (80 dB) as the students were chattering among themselves. And here's one you won't find in any published tables: A seven-year-old boy wrestling with a full-grown collie produces an 85-dB noise level (without either of them barking)!

Used with a frequency-test record or sine-wave audio generator, the meter can effectively evaluate sound-system installations: It can analyze the effectiveness of speaker output, placement, phasing, and other variables.

Although its sensitivity threshold in no way approaches that of the human ear, most irritating or distracting noises are well within the range of the sound-level meter. The *model 42-3019* sells for \$39.95. **R-E**

**McKay Dymek  
Model DR 33C  
General Coverage  
Communications Receiver**



**CIRCLE 104 ON FREE INFORMATION CARD**

MOST RADIO HOBBYISTS DREAM OF OWNING an advanced-design receiver that doesn't require constant fiddling to keep a station tuned in, and one with which a frequency may be accurately dialed with assurance. Now, McKay Dymek has provided a realistically priced, high-quality communications receiver of advanced design. Although its cost may seem steep to the beginner, serious listeners will sense the quality built in to the *model DR 33C*.

The *model DR 33C* is styled to blend with office or living-room decor. It has a wood-grain cabinet and a brushed-aluminum front panel. For those who feel that nothing can be considered electronic unless it can fit into a rack, a 19-inch rack-mount version is available.

The unit's giant 6-digit LED display is hidden behind a stylish blackout panel. The desired frequency is selected by rotating a series of knobs (10-, 1-, .1-, and .005-MHz

steps). The .005 MHz switch has 20 positions. There is also a 5-kHz continuous FINE TUNE control. A high-level RF front-end uses the CATV approach to broadbanding, producing an IF signal in a double-balanced diode-ring mixer. No antenna preselection or peaking is needed in most installations. The frequency range is continuous from 50 kHz through 30 MHz. Although reception below 50 kHz is possible, the sensitivity drops dramatically and outboard RF amplification will be necessary.

Frequency readout of the LED display is accurate to 100 Hz, with infinite tuning resolution provided by the kHz selector knob. Other front-panel controls include an RF attenuation switch, a selectable highpass RF filter to eliminate broadcast-band interference, and an AM/CW/RTTY/SSB MODE switch with selectable sideband. Additionally, an IF filter switch allows you to choose 4- or 8-kHz bandwidths, an upper- or lower-sideband Collins mechanical filter, and two optional positions for adding other filters later. Noise filtering is provided by automatic threshold-peak-limiters on all modes. A phone jack is also front-panel mounted. The backlit S-meter includes a dB scale to be used for relative signal level measurements.

The rear apron has many useful inputs and outputs. High-impedance audio (a level control is provided) is available for recording or signal processing. An IF output may be fed into an oscilloscope or panoramic adaptor. High- and low-impedance antenna inputs are provided. There is also a muting jack and provision for connecting an external speaker.

The circuit board is carefully designed and assembled. High-quality components are neatly laid out on an epoxy-glass printed circuit board.

Specifications are equally impressive. Short-wave sensitivity averages about .5 microvolts, and the stability is  $\pm 40$  Hz after a half-hour warmup period (assuming a stable ambient temperature). Image rejection is 70 dB. Cross-modulation and intermodulation are both down 65 dB (referenced to 1 microvolt, 20 kHz separation). Crystal filters are used in the first and second IF's; mechanical filters used in the third IF.

McKay Dymek prides itself in high-quality audio (they also manufacture high-fidelity tuners). Probably for that reason, they have carefully designed class-D envelope detection into the *model DR 33C*, with total harmonic distortion usually below 1%. Audio output is 2 watts into 4 ohms, and one volt RMS into 5000 ohms. An internal 4-inch speaker is used unless switched out of the circuit by a rear-apron slide switch that allows an outboard audio system to be used.

The first impression the user will have upon uncrating the *model DR 33C* may be one of awe at the design. The simplicity of the front panel reflects McKay Dymek's design philosophy. Instead of providing a bewildering array of manual controls, they design the receiver to make the appropriate adjustments itself when different modes are selected. Thus, when switching from CW to SSB, for example, the switch also automatically selects the optimum filter bandwidth.

We found the receiver to be very easy to use, and quite stable after the recommended initial warmup period. Dial-readout accuracy was well within 100 Hz. Mechanical stability is excellent. That would be expected in a switchable-synthesis arrangement such as the *model DR 33C* has.

Occasionally, we detected feedthrough over

# FREE

The newest in home computers, fine stereo components, color TV, HAM radio, precision test equipment, innovative electronics for the home—all in easy-to-build, money-saving kits.

Send today for your

## FREE Heathkit® Catalog



If coupon is missing, write Heath Co., Dept. 020-782 Benton Harbor, MI 49022

**Send to: Heath Co., Dept. 020-782  
Benton Harbor, MI 49022**

Send my free Heathkit Catalog now. I am not currently receiving your catalog.

Name \_\_\_\_\_

Address \_\_\_\_\_

City \_\_\_\_\_ State \_\_\_\_\_

CL-724A Zip \_\_\_\_\_

**CIRCLE 3 ON FREE INFORMATION CARD**

considerable bandwidths due to strong short-wave stations. Ordinarily, that did not pose a problem. The desired stations were much stronger, and a simple external antenna tuner totally removed the offending stations. McKay Dymek does offer an optional preselector for such stubborn cases.

There is a tremendous amount of satisfaction in dialing up a frequency, knowing that you'll tune precisely to the station you intend to hear. Similarly, it is nice to know that when you tune in an unknown station, the frequency readout will accurately tell you its transmitting frequency.

The IF and audio selectivity were very good, pulling weak signals out of the mire. The *model DR 33C* boasts 56 IC's, 31 FET's, 20 transistors, and 66 diodes.

Our test unit had two minor flaws (covered

by the liberal warranty policy). One of the frequency-selector switches was slightly erratic, and one of the LED segments remained lighted when it shouldn't have. Other than that, the receiver performed faultlessly.

The accompanying manual is well worth mentioning. It contains page after page of circuit descriptions, operational details, alignment instructions, and schematic diagrams; just about everything you're likely to need to know about the unit.

All things considered, we were very impressed with the *model DR 33C*. This attractive receiver is just what the manufacturer claims it to be: a high-quality, general-coverage receiver intended for the serious user.

The *model DR 33C* sells for \$1750.00. From McKay Dymek, 111 South College Avenue, Claremont, CA 91711. **R-E**

## Moody Tools Model MMK6 Master Kit



**CIRCLE 105 ON FREE INFORMATION CARD**

IF YOU'RE PROFESSIONALLY INVOLVED WITH electronic design or servicing, you *know* how important it is to have a complete set of quality tools at your disposal.

If you're into electronics for the fun of it (or maybe with the hope of making a profit sometime), having the right tool at the right time can be just as important.

The Moody Tools *model MMK6 Master Kit* (Moody Tools, Inc., 42-60 Crompton Avenue, Greenwich, RI 02818) is a set of precision small tools. It can fill a gap in the arsenal of anyone building or repairing electronic equipment, especially as things become more and more miniaturized.

The *model MMK6* tool kit is a set of six "lipstick-type" capsules containing a variety of small-scale instruments, many of which are not included in a standard tool kit assortment, but that are sure to be needed if you don't have them.

The six capsules come in a small fitted, fold-open, case (good for slipping into your regular tool kit) and contain the following: a screwdriver/awl set, a tiny tap-drill set, a (matching) tiny tap set, an offset flat-wrench set, a Phillips-head and Allen wrench set, and a socket-wrench set.

Each set has its own jeweler's-type, chuck-grip and metal handle for the interchangeable tips; also, most of those are color-coded so that everything can go back where it belongs easily when you're done with it. A total of 30 different tips are provided.

These tools are really tiny! The *largest* tap size is No. 4-40, and there are four smaller ones. The five other sets follow pretty much the same design.

Anyone who works on small transistor radios, or cassette or microcassette recorders, will find this kit indispensable. It will also be useful for someone involved with occasional watch- or camera-adjustment and repair.

As an example of the usefulness of the kit: For some time I'd had a small telescoping antenna from a junked radio that I wanted to use in a project. I couldn't locate a mounting screw for it—it was metric and I had no metric hardware available. The drill and tap set let me rebores and tap the base of the antenna so I could use hardware that I had on hand. And that was an easy one! There are an almost limitless number of situations in which the tools would be useful. These tools, as are all Moody products, are well-made using high-quality materials so extensive use won't be a problem.

The *model MMK6*, which carries a suggested retail price of \$60.00, is not something you'll need in everyday use, but—believe me—someday you *will* need it and, if you don't have it, you'll regret it! **R-E**


## Now Midland Precision Series 5001 mobile CB has superb 21-404 extension speaker as a bonus!

Communications-quality mobile extension speaker can be mounted on dash or hump, then plugged into your external speaker jack. Puts CB reception right where you want it—up front, sharp and clear.

The Midland CB 5001 was designed for CBers ready to step up to the latest state-of-the-art equipment. It has 14 premium

advances, including: a human-engineered mike; easy-vision (sunlight or darkness) green LED digital channel readout; new bevel-shaped controls for non-visual, fingertip adjustment; illuminated S/RF/SWR meter; 9/19/NOR switch with LED indicators.

See it at your dealer. Compare our sound, specs, and stylish good looks!



Write for free, full-color brochure showing our Precision Series line. Midland CB, P.O. Box 1903, Kansas City, Missouri 64141.

A member of the Beneficial Corporation family.



**CIRCLE 14 ON FREE INFORMATION CARD**



# Write and run programs—the very first night—even if you've never used a computer before!

You're up and running with video graphics for just \$99.95 — then use low cost add-ons to create your own personal system that rivals home computers sold for 5-times ELF II's low price!

By Netronics

**ASCII/BAUDOT, STAND ALONE**

## Computer Terminal

**COMPLETE FOR ONLY \$149.95**

The Netronics ASCII/BAUDOT Computer Terminal Kit is a microprocessor-controlled, stand alone keyboard/terminal requiring no computer memory or software. It allows the use of either a 64 or 32 character by 16 line professional display format with selectable baud rate, RS232-C or 20 ma. output, full cursor control and 75 ohm composite video output.

The keyboard follows the standard typewriter configuration and generates the entire 128 character ASCII upper/lower case set with 96 printable characters. Features include onboard regulators, selectable parity, shift lock key, alpha lock jumper, a drive capability of one TTY load, and the ability to mate directly with almost any computer, including the new Explorer/85 and ELF products by Netronics.

The Computer Terminal requires no I/O mapping and includes 1k of memory, character generator, 2 key rollover, processor controlled cursor control, parallel ASCII/BAUDOT to serial conversion and serial to video processing—fully crystal controlled for superb accuracy. PC boards are the highest quality glass epoxy for the ultimate in reliability and long life.

### VIDEO DISPLAY SPECIFICATIONS

The heart of the Netronics Computer Terminal is the microprocessor-controlled Netronics Video Display Board (VID) which allows the terminal to utilize either a parallel ASCII or BAUDOT signal source. The VID converts the parallel data to serial data which is then formatted to either RS232-C or 20 ma. current loop output, which can be connected to the serial I/O on your computer or other interface, i.e., Modem.

When connected to a computer, the computer must echo the character received. This data is received by the VID which processes the information, converting to data to video suitable to be displayed on a TV set (using an RF modulator) or on a video monitor. The VID generates the cursor, horizontal and vertical sync pulses and performs the housekeeping relative to which character and where it is to be displayed on the screen.

**Video Output: 1.5 P/P into 75 ohm (EIA RS-170) • Baud Rate: 110 and 300 ASCII • Outputs: RS232-C or 20 ma. current loop • ASCII Character Set: 128 printable characters—**

**Cursor Modes: Home, Backspace, Horizontal Tab, Line Feed, Vertical Tab, Carriage Return. Two special cursor sequences are provided for absolute and relative X-Y cursor addressing • Cursor Control: Erase, End of Line, Erase of Screen, Form Feed, Delete • Monitor Operation: 50 or 60Hz (jumper selectable).**

Continental U.S.A. Credit Card Buyers Outside Connecticut  
**CALL TOLL FREE 800-243-7428**

To Order From Connecticut Or For Technical Assistance, Etc. Call (203) 354-9375

**Netronics R&D Ltd. Dept. RE-6  
333 Litchfield Road, New Milford, CT 06776**

Please send the items checked below—

- Netronics Stand Alone ASCII Keyboard/Computer Terminal Kit, \$149.95 plus \$3.00 postage & handling.
- Deluxe Steel Cabinet for Netronics Keyboard/Terminal in Blue/Black Finish, \$19.95 plus \$2.50 postage and handling.
- Video Display Board Kit alone (less keyboard), \$89.95 plus \$3 postage & handling.
- 12" Video Monitor (10 MHz bandwidth) fully assembled and tested, \$139.95 plus \$5 postage and handling.
- RF Modulator Kit (to use your TV set for a monitor), \$8.95 postpaid.
- 5 amp Power Supply Kit in Deluxe Steel Cabinet (± 8VDC @ 5 amps, plus 6-8 VAC), \$39.95 plus \$2 postage & handling.

Total Enclosed (Conn. res. add sales tax) \$ \_\_\_\_\_

By—  Personal Check  Cashiers Check/Money Order  Visa  Master Charge (Bank # \_\_\_\_\_)

Acct. # \_\_\_\_\_ Signature \_\_\_\_\_ Exp. Date \_\_\_\_\_

Print Name \_\_\_\_\_

Address \_\_\_\_\_

City \_\_\_\_\_ State \_\_\_\_\_ Zip \_\_\_\_\_

Send Me More Information



Featuring **RCA 1802 COSMAC CPU**

Own a powerful home computer system, starting for just \$99.95—a price that gets you up and running the very first night... with your own TV for a video display. \$99.95 ELF II includes RCA 1802 8-bit microprocessor addressable to 64k bytes with DMA, interrupt, 16 registers, ALU, 256 byte RAM, full hex keyboard, two digit hex output display, stable crystal clock for timing purposes. RCA 1801 video IC to display your programs on any video monitor or TV screen and 5 slot plug-in expansion bus (less connectors) to expand ELF II into a giant!

**ELF II Explodes Into A Giant!**  
Master ELF II's \$99.95 capabilities, then expand with GIANT BOARD, KLUGE BOARD, 4k RAM BOARDS, TINY BASIC, ASCII KEYBOARD, LIGHT PEN, ELF-BUG MONITOR, COLOR GRAPHICS & MUSIC SYSTEM, TEXT EDITOR, ASSEMBLER, DISASSEMBLER, VIDEO DISPLAY BOARD... and, another great reason for getting your ELF now—

## BREAKTHROUGH!

Netronics proudly announced the release of the first 1802 FULL BASIC, written by L. Sandlin, with a hardware floating point RPN math package (requires 8k RAM plus ASCII and video display boards), \$79.95 plus \$2 p&h. Also available for RCA VIP and other 1802 systems (send for details)!

### Master This Computer In A Flash!

Regardless of how minimal your computer background is now, you can learn to program an ELF II in almost no time at all. Our *Short Course On Microprocessor & Computer Programming*—written in non-technical language—guides you through each of the RCA COSMAC 1802's capabilities, so you'll understand everything ELF II can do... and how to get ELF II to do it! Don't worry if you've been stumped by computer books before. The *Short Course* represents a major advance in literary clarity in the computer field. You don't have to be a computer engineer in order to understand it. Kepted to ELF II, it's loaded with "hands on" illustrations. When you're finished with the *Short Course*, neither ELF II nor the RCA 1802 will hold any mysteries for you.

In fact, not only will you now be able to use a personal computer creatively, you'll also be able to read magazines such as BYTE, INTERFACE AGE, POPULAR ELECTRONICS and PERSONAL COMPUTING and fully understand the articles. And, you'll understand how to expand ELF II to give you the exact capabilities you need!

If you work with large computers, ELF II and the *Short Course* will help you understand what they're doing.

### Get Started For Just \$99.95, Complete!

\$99.95 ELF II includes all the hardware and software you need to start writing and running programs at home, displaying video graphics on your TV screen and designing circuits using a microprocessor—the very first night—even if you've never used a computer before.

ELF II connects directly to the video input of your TV set, without any additional hardware. Or, with an \$8.95 RF modulator (see coupon below), you can connect ELF II to your TV's antenna terminals instead.

ELF II has been designed to play all the video games you want, including a fascinating new target/missile gun game that was developed specifically for ELF II. But games are only the icing on the cake. The real value of ELF II is that it gives you a chance to write machine language programs—and machine language is the fundamental language of all computers. Of course, machine language is only a starting point. You can also program ELF II with assembly language and tiny BASIC. But ELF II's machine language capability gives you a chance to develop a working knowledge of computers that you can't get from running only

### ELF II Gives You The Power To Make Things Happen!

Expanded, ELF II can give you more power to make things happen in the real world than heavily advertised home computers that sell for a lot more money. Thanks to an ongoing commitment to develop the RCA 1802 for home computer use, the ELF II products—being introduced by Netronics—keep you right on the outer fringe of today's small computer technology. It's a perfect computer for engineering, business, industrial, scientific and personal applications.

Plug in the **GIANT BOARD** to record and play back programs, edit and debug programs, communicate with remote devices and make things happen in the outside world. Add **KLUGE (prototyping) Board** and you can use ELF II to solve special problems such as operating a complex alarm system or controlling a printing press. Add **4k RAM Boards** to write longer programs, store more information and solve more sophisticated problems.

ELF II add-ons already include the **ELF II Light Pen** and the amazing **ELF-BUG Monitor**—two extremely recent breakthroughs that have not yet been duplicated by any other manufacturer.

The **ELF-BUG Monitor** lets you debug programs with lightning speed because the key to debugging is to know what's inside the registers of the microprocessor. And, with the **ELF-BUG Monitor**, instead of single stepping through your programs, you can now display the entire contents of the registers on your TV screen. You find out immediately what's going on and can make any necessary changes.

The incredible **ELF II Light Pen** lets you write or draw anything you want on a TV screen with just a wave of the "magic wand." Netronics has also introduced the **ELF II Color Graphics & Music System**—more breakthroughs that ELF II owners were the first to enjoy!

### ELF II Tiny BASIC

Ultimately, ELF II understands only machine language—the fundamental coding required by all computers. But, to simplify your relationship with ELF II, we've introduced an **ELF II Tiny BASIC** that makes communicating with ELF II a breeze.

### Now Available! Text Editor, Assembler, Disassembler And A New Video Display Board!

The **Text Editor** gives you word processing ability and the ability to edit programs or text while it is displayed on your video monitor. Lines and characters may be quickly inserted, deleted or changed. Add a printer and ELF II can type letters for you—error free—plus print names and addresses from your mailing list!

ELF II's **Assembler** translates assembly language programs into hexadecimal machine code for ELF II use. The **Assembler** features mnemonic abbreviations rather than numerics so that the instructions on your programs are easier to read—this is a big help in catching errors.

ELF II's **Disassembler** takes machine code programs and produces assembly language source listings. This helps you understand the programs you are working with—and improve them when required.

The new **ELF II Video Display Board** lets you generate a sharp, professional 32 or 64 character by 16 line upper and lower case display on your TV screen or video monitor—dramatically improving your unexpanded \$99.95 ELF II. When you get into longer programs, the **Video Display Board** is a real blessing!

### Now Available!

- A-D/D-A Board Kit** includes 1 channel (expandable to 4) D-A, A-D converters, \$39.95 plus \$2 postage & handling.
- PILOT I language**—A new text-oriented language that allows you to write educational programs on ELF II with speed and ease! Write programs for games... unscrambling sentences... spelling drills... "fill in the missing word" tests, etc.! PILOT is a must for any ELF II owner with children. *PILOT I language on cassette tape, only \$19.95 postpaid!*
- Game Package** on cassette tape (requires 4k RAM), \$9.95 plus \$2 postage & handling.

Clip Here and Attach to Your Order Below!

**Netronics R&D Ltd. Dept. RE-6  
333 Litchfield Road, New Milford, CT 06776**

Yes! I want my own computer! Please rush me—

- RCA COSMAC ELF II kit at \$99.95 plus \$3 postage and handling (requires 6.3 to 8 volt AC power supply)
- Power Supply (required), \$4.95 postpaid
- RCA 1802 User's Manual, \$5 postpaid
- Tom Pittman's *Short Course On Microprocessor & Computer Programming* teaches you just about everything there is to know about ELF II or any RCA 1802 computer. Written in non-technical language, it's a learning breakthrough for engineers and laymen alike. \$5 postpaid
- Deluxe Metal Cabinet with plexiglas dust cover for ELF II, \$29.95 plus \$2.50 p&h
- I am also enclosing payment (including postage & handling) for the items checked below.
- I want my ELF II wired and tested with power supply, RCA 1802 User's Manual and Short Course—all for just \$149.95 plus \$3 p&h.

### ALSO AVAILABLE FOR ELF II

- GIANT BOARD™** kit with cassette I/O, RS 232 C, TTY, 170 B on P I/O, decoders for 14 separate I/O instructions and a system monitor/editor. \$39.95 plus \$2 p&h.
- KLUGE (Prototype) Board** accepts up to 46 IC's \$17.00 plus \$1 p&h.
- 4k Static RAM** kit. Addressable to any 4k page to 64k. \$89.95 plus \$3 p&h.
- Gold plated 86-pin connectors (one required for each plug-in board). \$5.70 ea. postpaid.
- Expansion Power Supply** (required when adding 4k RAM). \$34.95 plus \$2 p&h.
- Professional ASCII Keyboard** kit with 128 ASCII upper/lower case set, 96 printable characters, onboard regulator, parity logic selection and choice of 4 hand shaking signals to mate with almost any computer. \$64.95 plus \$2 p&h.
- Deluxe metal cabinet for ASCII Keyboard**, \$19.95 plus \$2 p&h.
- Video Display Board** kit lets you generate a sharp professional 32 or 64 character by 16 line upper and lower case display on your TV screen or video monitor—dramatically improving your unexpanded \$99.95 ELF II. (Fits inside ASCII Keyboard cabinet). \$89.95 plus \$2 p&h.
- ELF II Tiny BASIC** on cassette tape. Commands include SAVE, LOAD, =, \*, -, |.
- 26 variables A-Z, LET, IF, THEN, INPUT, PRINT, GO TO, GO SUB, RETURN, END, REM, CLEAR, LIST, RUN, PLOT, PEEK, POKE. Comes fully documented and includes alphanumeric generator required to display alphanumeric characters directly on your TV screen with no additional hardware. Also plays tick-tack-toe plus a drawing game that uses ELF II's new keyboard as a joystick. 4k memory required. \$14.95 postpaid.
- Tom Pittman's *Short Course on Tiny Basic* for ELF II. \$5 postpaid.
- ELF-BUG™** Deluxe System Monitor on cassette tape. Allows displaying the contents of all registers on your TV at any point in your program. Also displays 24 bytes of memory with full addresses, blinking cursor and auto scrolling. A must for the serious programmer! \$14.95 postpaid.
- Text Editor** on cassette tape gives you the ability to insert, delete or edit lines and words from your programs while they are displayed on your video monitor. (Add printer and you can use ELF II to type error-free letters plus insert names and addresses from your mailing list.) \$19.95 postpaid.
- Assembler** on cassette tape translates assembly language programs into hexadecimal machine code for ELF II use. Mnemonic abbreviations for instructions (rather than numerics) make programs easier to read and help prevent errors. \$19.95 postpaid.
- Disassembler** on cassette tape takes machine code

**PHONE ORDERS ACCEPTED!  
Call (203) 354-9375**

Total Enclosed \$ \_\_\_\_\_ (Conn. res. add tax)

**CHARGE IT!** Exp. Date \_\_\_\_\_  
 Visa  Master Charge (Bank # \_\_\_\_\_)

Account # \_\_\_\_\_

programs and produces assembly language source listings to help you understand and improve your programs \$19.95 on cassette tape.

**SAVE \$9.90**—Text Editor, Assembler & Disassembler purchased together, only \$49.95! (Require Video Display Board plus 4k memory.)

**ELF II Light Pen**, assembled & tested. \$7.95 plus \$1 p&h.

**ELF II Color Graphics & Music System Board** kit \$49.95 plus \$2 p&h.

ELF II connects directly to the video input of your TV set without additional hardware. To connect ELF II to your antenna terminals instead, order **RF Modulator**, \$8.95 postpaid.

**Coming Soon:** A-D/D-A Converter, Controller Board and more!

Print Name \_\_\_\_\_

Address \_\_\_\_\_

City \_\_\_\_\_ State \_\_\_\_\_ Zip \_\_\_\_\_

DEALER INQUIRIES INVITED

CIRCLE 30 ON FREE INFORMATION CARD

# MICRO PROBE



**WE HONOR  
VISA  
MASTER  
CHARGE**

**\$9.95 + 3.50 handling**

**HUNTRON  
INSTRUMENTS**

*exclusively by* HUNTRON SALES

15123 Highway 99 North  
Lynnwood, Washington 98036

**(800) 426-9265**

## **THE REAL LAST WORD IN TEST PROBES!**

Telescoping electrode!  
Tempered stainless steel,  
needle-sharp point!  
Electrode insulation of 1 KV  
right to ground tip!  
Fully insulative valox probe  
body!  
5', Superflex wiring!  
Fully repairable.....  
**ALL PARTS REPLACEABLE!**

---

# BUILD THIS

# \$60 MODEM

*With a telephone, a serial interface, and this inexpensive, crystal-controlled modem, your computer can access others almost anywhere in the world.*

ROBERT WARD

THE HOME COMPUTER CAN OPEN DOORS not only to the realm of programming and electronics, but also to the rest of the world. You need only equip it with a serial port, a modem, and a telephone. Most computer hobbyists have the serial port and the telephone. Unfortunately assembled modems can be quite expensive. The few kits available are notable for being difficult to align and quick to drift, and some don't even offer any real savings.

That need not be the case. Here is an easy-to-build, inexpensive crystal-controlled modem. Constructed on one side

of a 3×4-inch printed-circuit, the design requires absolutely no adjustments. All passive components are readily available, having 5% and 10% tolerances. The circuit is so simple that, once assembled, its operation may be verified with only a logic probe or VOM. The enclosure and acoustic coupler (the part the phone handset fits into) can be built using readily available materials and require only a few hours work and a minimum of tools.

The completed project is a Bell 103-type, acoustically-coupled modem, easily capable of handling data at 300 baud.

It has switch-selectable answer and originate modes. Each channel's input is equipped with a three-stage active filter, providing excellent noise immunity. You may jumper-select RS-232, CMOS, or TTL logic-levels, which simplifies interfacing to your machine. With answer and originate modes you can communicate not only with large time-sharing systems, but also with friends who may be restricted to originate-only equipment.

The project does not include a power supply, but if you already have a computer, it is almost certain that you can power the modem from it. The modem only requires about 20 mA at  $\pm 12$ -volts, and 20 mA at 5-volts. This design doesn't generate a local echo. Again if you have a computer, you can let it take care of that (one approach is detailed later in this article). Finally, certain "hand-shaking" signals often provided by commercial modems are not generated (but we show you how to do without them). For the most part those signals are not needed in an acoustically-coupled installation.



You don't get FCC-approved (or any other type) auto dial and auto answer and will have to do without those luxuries unless you design the circuits yourself.

### The circuit

The circuit (see the block diagram in Fig. 1) consists of two distinct signal paths—the modulator and the demodulator. (That, by the way, is where we get the term *modem*. It's an acronym for *MODulator/DEModulator*.) The Motorola MC14412 is present in each path and, strictly speaking, provides all of the modulation and demodulation functions. That IC generates audio tones to be transmitted and demodulates the incoming signal, translating it to logic levels. Under ideal conditions it will operate at speeds of 600 baud. In the real world, though, reliable operation of the Bell 103 standard is limited to 300 baud.

The rest of the functions are provided by twelve individual op-amps housed in three LM348 (a quad package of the easy-to-use 741) IC's.

Refer to Fig. 2. The input buffer is a single op-amp (IC1-a2) operating at maximum gain. It increases the crystal microphone's -55 dB output level to essentially 0 dB. (Other transducers, such as electret microphones, may be used, provided they have at least -55 dB sensitivity.)

A carefully designed three-stage active filter (IC1-b, -c, -d and IC2-a, -c, -d) attenuates out-of-channel noise. The exact frequency response of the band-pass filter is not particularly critical, allowing the use of components with 5% and 10% tolerances. However, the filter is not easily modified (e.g. to handle the frequencies of the deaf communication network), since the phase delay across its passband must be consistent.

The limiter in Fig. 3 (IC3-b, D1) clamps the 20-volt peak-to-peak output of the filter to levels compatible with the MC14412's demodulator section.

The filter output also feeds the level detector. That block detects the enhanced input signal (at D2) and uses a simple lowpass filter (C2) to create an output voltage directly related to the strength of the incoming signal. An op-amp configured as comparator with a Zener-clamped output (IC3-a, D5) trips when that voltage exceeds a reference voltage determined by R15 and R8. That output signals the MC14412 that a usable carrier is present and that it should act as a demodulator. The demodulator is disabled in the absence of a carrier.

The modulator circuit is even more simple. The MC14412 modulator synthesizes a sinewave corresponding to the TX DATA input. A highpass filter (C3) compensates for the frequency characteristics of the acoustic network. A single op-amp (IC2-b) drives the 8-ohm speaker.

Two remaining op-amps, configured as comparators (IC3-c and IC3-d) pro-

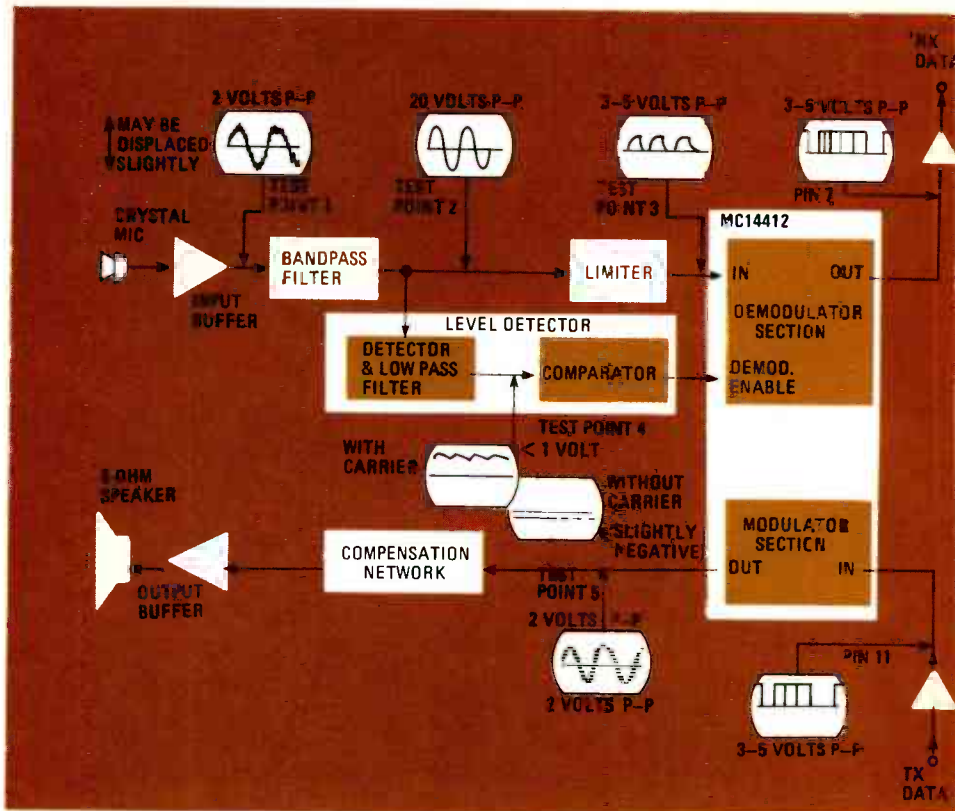


FIG. 1—BLOCK DIAGRAM OF the modem. The scope patterns shown are those that should be observed at the test points shown on the schematic (Figs. 1 and 2).

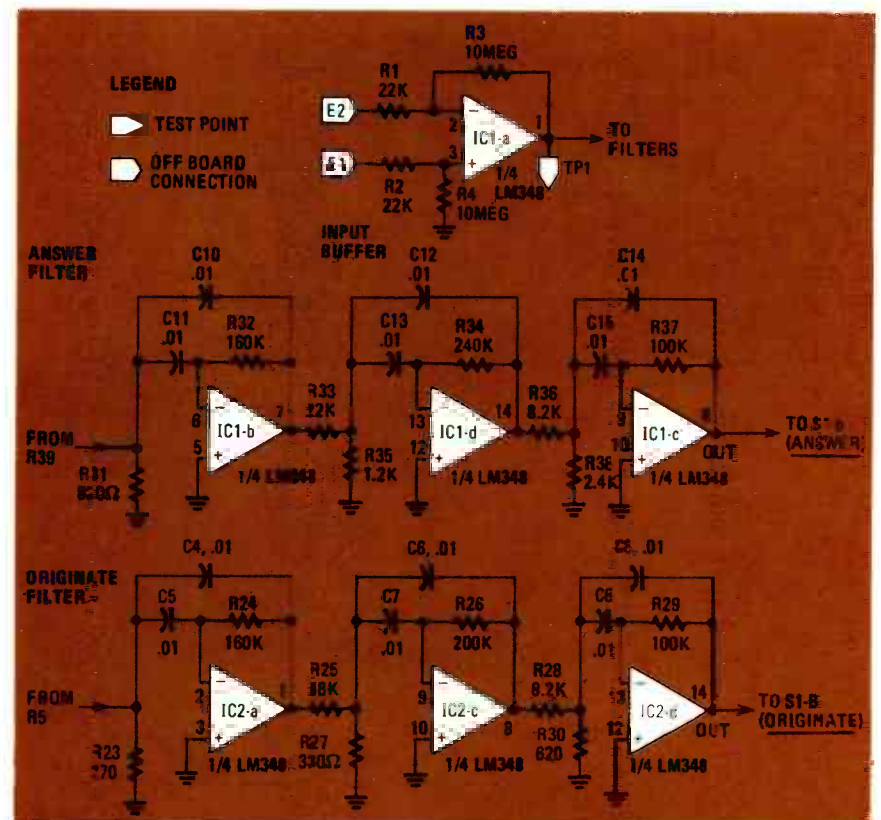


FIG. 2—THREE-STAGE ACTIVE FILTER (IC1-b, -c, -d and IC2-a, -c, -d) attenuates out-of-channel noise.

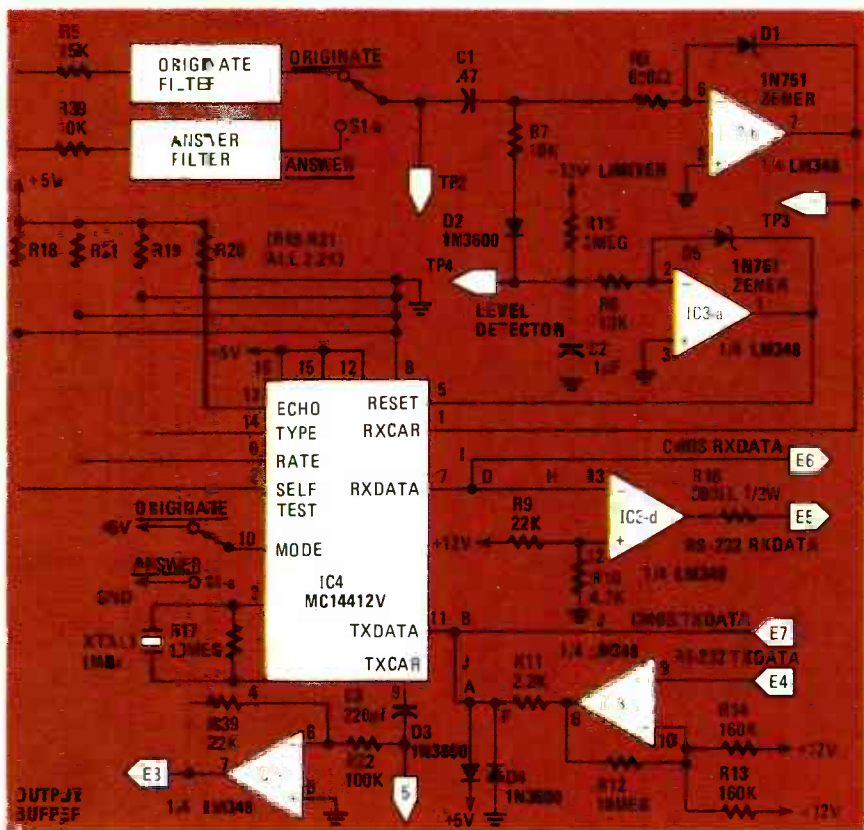


FIG. 3—HEART OF THE CIRCUIT is the MC14412 that performs all the modulation/demodulation functions.




FIG. 4—THIS CIRCUIT derives +5-volts from the +12-volt line allowing you to use a DPDT switch to turn the unit on and off.

vide logic translation if desired. The buffer on the TX DATA line is designed with about 3-volts hysteresis (a "dead zone" between logic-0 and logic-1), improving noise immunity on long transmission lines.

The unit requires three power supplies—+12-volts, -12 volts, and +5-volts. The maximum drain on any of the three is only about 20 mA, so there should be little difficulty in obtaining power from your computer. A 3PDT switch can be used to switch power to the modem if you do not want it on all the time.

If desired, the +5-volts can be derived from the +12-volt line through a 5.1-volt Zener diode and a 68-ohm resistor as shown in Fig. 4. This would allow you to use a more readily available DPDT switch to turn the unit on and off.

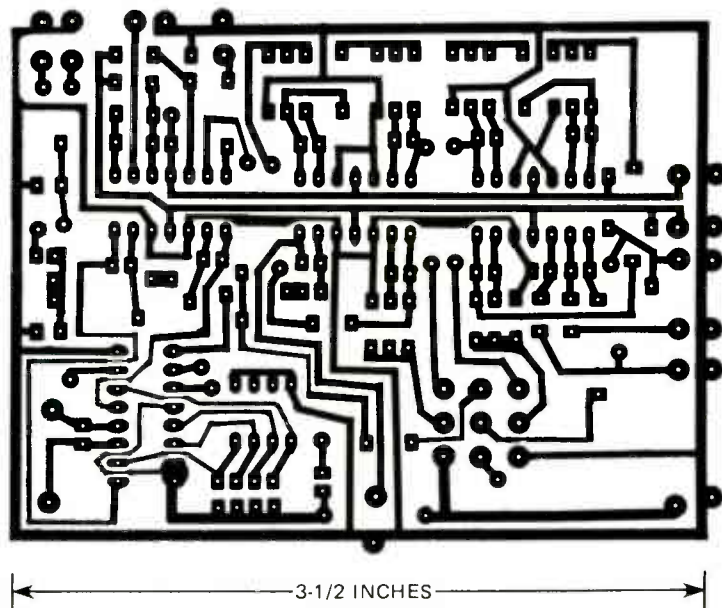


FIG. 5—THIS FOIL PATTERN can be easily reproduced, although the between-the-pin traces near IC4 may require special attention.

### Assembly

While the circuit board is compact, the traces are easily reproducible with one possible exception. (The foil pattern is shown in Fig. 5.) There are several thin, between-the-pins, traces at IC4. These may not copy well using homebrew techniques. If you have trouble with these spots, use a knife to cut out the bad sections of trace and tack-solder short sections of wire-wrap wire to

bridge the gaps. You should also pay special attention to the power runs near the three LM348's.

Once you have a circuit board, assembly is straightforward. A parts-placement diagram is shown in Fig. 6, and an interior view in Fig. 7. The design's most notable quirk is the extensive use of end-mounted components. All but a diode and a few resistors are mounted on end as shown in Fig. 8. You must be careful to align the exposed lead on those components so that it cannot short against another exposed lead. Except as noted, install the parts so that the exposed lead faces the nearest edge of the board.

Begin by installing all the flat-mounted diodes and resistors. Those are R6, R7, R8, R33, and D2. Be certain that the polarity of the diode is as indicated in the parts-placement diagram and schematic. Install the IC sockets, after checking carefully to make sure that they are correctly oriented.

The jumpers should be installed now as they may be hard to reach later.

The rest of the components (with the exception of the crystal) are either end-mounted resistors and diodes, or normally mounted capacitors. We suggest installing the resistors and diodes first, and then the capacitors.

Several end-mounted components require special attention. Resistor R17 is

placed next to the crystal. If you wish the crystal to stand upright on the board you will need to form the leads of that resistor so that it can be mounted flat against the IC4 socket. A little tape over the resistor is a wise precaution.

If you prefer—and if your enclosure is large enough—you may mount this resistor like the other end-mounted components and simply leave enough lead on the crystal to allow it to be bent away

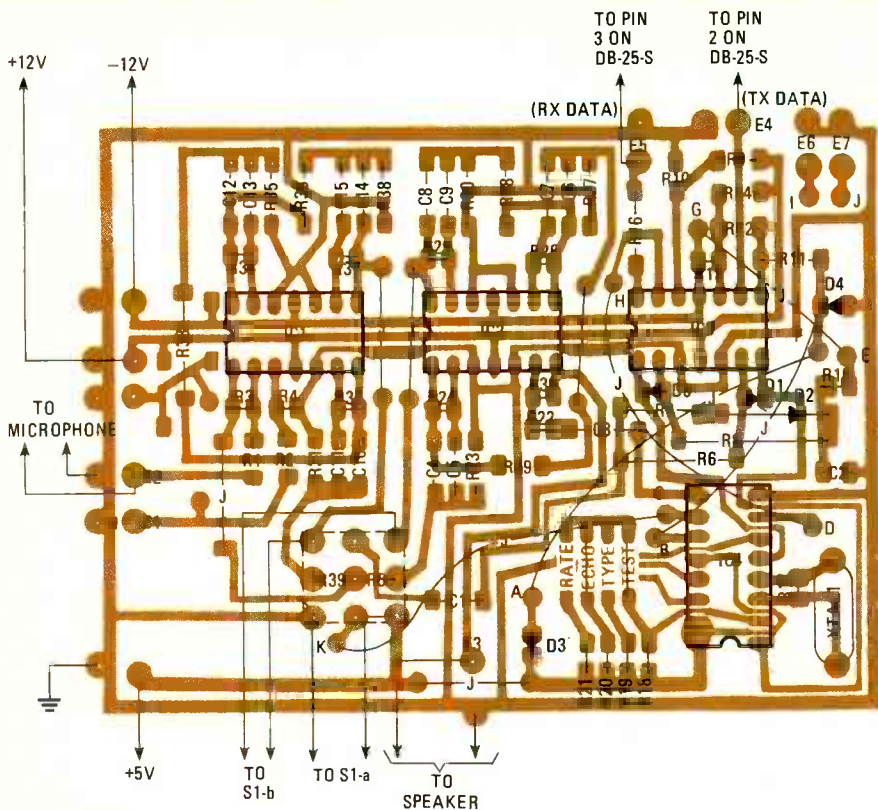


FIG. 6—MANY of the components shown in this parts-placement diagram are end-mounted. Board is shown jumpered for RS-232.




FIG. 7—PC BOARD is mounted, component-side-down, on short standoffs. Switches, hidden by board, are mounted on enclosure.

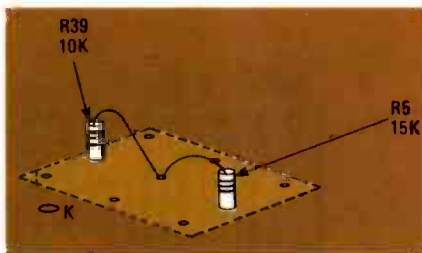


FIG. 9—RESISTORS R5 and R39 share a common hole. It may be necessary to make this hole larger than usual to accept both leads.

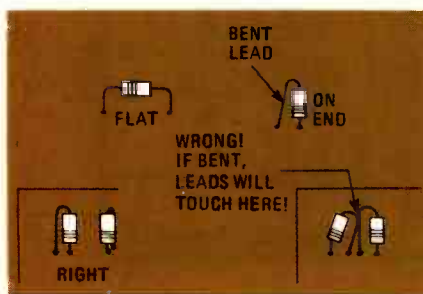


FIG. 8—TO PREVENT SHORTING, most of the end-mounted components should be mounted so that the exposed lead faces the nearest edge of the board.

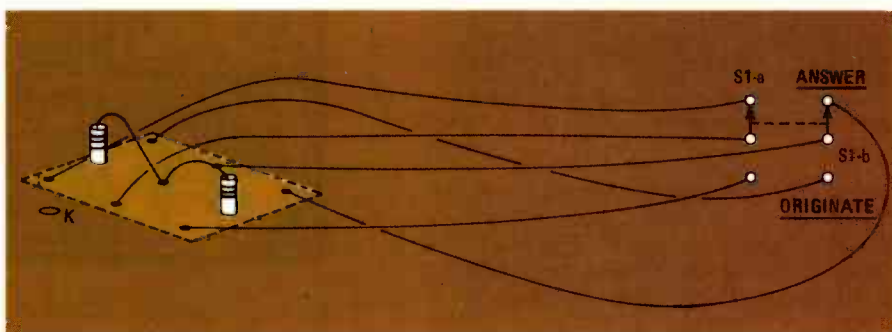


FIG. 10—A DPDT SWITCH, S1, is wired as shown for testing the modem. After testing is complete, rewire the switch to match the schematic.

**PARTS LIST**

Resistors ¼ watt, 5% unless otherwise noted

- R1, R2, R9, R33, R39—22,000 ohms
- R3, R4, R12, R17—10 megohms
- R5—15,000 ohms
- R7, R8, R39—10,000 ohms
- R10—4700 ohms
- R11, R18-R21—2200 ohms
- R13, R14, R24, R32—160,000 ohms
- R15—2 megohms
- R16—390 ohms, ½ watt
- R22, R29, R37—100,000 ohms
- R23—270 ohms
- R25—18,000 ohms
- R26—200,000 ohms
- R27—330 ohms
- R28, R36—8200 ohms
- R31—820 ohms
- R34—240,000 ohms
- R35—1200 ohms
- R38—2400 ohms

Capacitors 50-volt or greater working voltage

- C1—.47 µF, ceramic disc
- C2—1 µF, Mylar, 10% or better
- C3—220 pF, ceramic disc
- C4-C15—.01 µF, Mylar, 10% or better

**Semiconductors**

- D1, D5—1N751, Zener
- D2-D4—1N3600
- IC1-IC3—LM348 quad 741 op-amp
- IC4—MC14412 low-speed modem
- XTAL1—1.0 MHz crystal

S1—DPDT switch

S2—3PST or DPDT switch

Miscellaneous: PC board, crystal or electret microphone, 8-ohm speaker, lumber, tennis ball, radiator hose, hardware, etc.

**NOTE:** The following are available from Quest Electronics, PO Box 4430E, Santa Clara, CA 95054: Kit including PC board, all electrical parts except switches (speaker and microphone included), and 15 pages of documentation, \$60; PC board and documentation only, \$17.50. Add 5% for shipping. CA residents add 6% tax, MC and Visa accepted.

from the resistor but the enclosure as detailed later in this article does not allow enough room for that approach.

Also, unlike the rest of the end-mounted components, D4 should be mounted with the exposed lead toward the center of the board. Resistors R5 and R39 must share a common hole. You will probably need to enlarge it before it will accommodate both resistor leads. Install R5 and R39 as shown in Fig. 9.

When installing the capacitors, leave longish leads on C1 (a large .47 µF one) and bend it over the jumper so it is out of the way. Ceramic discs may not be substituted for the .01 µF filter capacitors—they must be Mylar. We also recommend a low-loss type such as Mylar for C2.

Be sure to install jumpers from G to E, from K to C, and across ECHO. After testing we will install a jumper across TEST. That four-jumper pad (RATE,

ECHO. TYPE and TEST) will accept a 4PST DIP-switch if you wish. However, none of those settings are likely to be changed once testing is finished.

If your serial port requires RS-232 logic levels, follow this procedure: jumper from D to H, from A to F, and from B to the cathode (banded) end of D4. Pad E4 is now the TX DATA input and E5 is the RX DATA output.

To generate CMOS logic-levels, in-

*continued on page 70*

## Solid-State Devices for 100 GHz

JOSEPH J. CARR

*Gunn, IMPATT, TRAPATT, and BARITT.  
Here's a look at solid-state devices  
for microwave communications.*

ENGINEERING ADVANCES DURING THE PAST FOUR DECADES HAVE dramatically increased the upper limits of the radio spectrum that is available for practical use. Today, communications are taking place over carriers that are well into the gigahertz region. (Note: 1 GHz is equal to 1000 MHz—Editor.) In contrast, just after World War I, frequencies in excess of 1.5 MHz were considered useless. In fact, until the later 30's many publications referred to all frequencies above 30 MHz as *ultra high frequency* (UHF)—a designation that we use today for frequencies in the 300- to 1000-MHz region. Even today, a holdover of the older meaning of "UHF" is seen on some German-made FM broadcast radio receivers that mark the FM band (88 to 108 MHz) with "U" or "UKW" after the German words *ultra kurz welle*—meaning literally: ultra short waves. Several design problems had to be solved before the UHF and microwave spectrum could be used on a practical basis.

In this article, we are going to look at commercially available solid-state devices for use in the microwave region. Those devices are highly specialized and thus carry such odd names as Gunn, IMPATT, and TRAPATT. But before we look at them and how they work, let us first examine the history of the microwave research, with particular emphasis on the design problems that had to be solved.

### History

Generating ultra high frequencies is not, as some might believe, a strictly modern accomplishment. Heinrich Hertz conducted many of his early experiments (1887) using frequencies in the 60- to 500-MHz range. Marconi, usually considered the father of commercial wireless telegraphy, used Hertzian apparatus to produce frequencies to 500 MHz, but soon switched to very low frequencies (below 1.5 MHz) when he discovered that they were more effective with the primitive radio equipment then available.

By 1930, laboratory workers had succeeded in generating frequencies as high as 75 gigahertz, but not in a commercially important manner. The power available at those frequencies was miniscule because it represented the highest detectable harmonics of spark-gap generators that operated at a considerably lower fundamental frequency.

The generation of large amounts of RF power in the decades preceding World War II required one of three available technologies: *spark-gaps*, *Alexanderson alternators*, and *vacuum tubes*. Of those, only the spark-gap transmitter was capable of generating microwave power, and that only at the expense of huge amounts of energy at subharmonically related frequencies below

the microwave region. It would not be unreasonable to assume that *microwatts* of energy in the low-microwave region required *kilowatts* of energy from a one-MHz spark-gap.

The Alexanderson alternator was a mechanical/electrical alternator that produced frequencies in the VLF region. The frequency was determined by the number of poles and the speed of rotation. Although the alternator was used to generate large amounts of RF power, it was limited in frequency by mechanical problems.

Ordinarily, vacuum tubes of the post-WWI era would not operate at UHF or microwave frequencies. They did, however, seem to represent the best approach to researchers hoping for UHF/microwave operation. There were two major problems with vacuum tubes that kept the operating frequency low: *interelectrode capacitance* and *electron transit time*.

There are two approaches to the reduction of interelectrode capacitance. One is the electrode size and geometry; the other is the inter-electrode spacing. Reducing the electrode size is not always possible, however, because that approach also limits the output power; small electrodes are not able to dissipate large amounts of heat.

Increasing the element spacing in a vacuum tube will decrease the capacitance, but will also increase the electron transit-time. Geometry, size, and spacing factors could account for some of the progress in vacuum-tube design, so that operating frequencies to 450 MHz were used in World War II.

As early as the 1920's, investigators had noted that electron transit-time seemed to be a fundamental limitation in the design of microwave vacuum tubes. Electron transit-time is the time required for an electron to travel from the cathode to the anode. Proper grid control of the electron stream requires that the period of the alternating voltage applied to the grid be long in relation to the electron transit-time. It proved relatively easy to design around the transit-time problem at frequencies to 200 MHz, with 750 MHz reportedly attained in the laboratory by Boyd and Phelps (1927). But operation at frequencies greater than 200 MHz proved difficult to achieve on a commercial scale.

A solution to the transit-time problem was proposed in 1920 by Barkhausen and Kurz (Germany). The Barkhausen-Kurz oscillator (BKO) used a special vacuum tube to generate 700-MHz signals. Figure 1 shows the BKO tube. Here, the grid is made positive with respect to the cathode and the anode, exactly the opposite of the usual arrangement. Electrons emitted by the cathode are attracted by the positive potential on the control grid. Some of those electrons will strike the grid, but

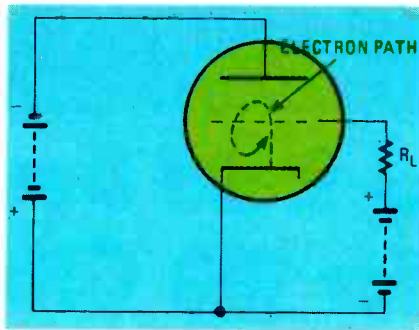


FIG. 1—ELECTRONS oscillate in an elliptical path around the grid in the Barkhausen-Kurz oscillator.

most are accelerated through the grid structure, towards the anode. Shortly after passing the grid, however, they are repelled by the negative potential on the anode, and are deflected back towards the grid. The electrons will oscillate in an elliptical path around the grid structure. Output power can be obtained by connecting the grid to a load, and will consist of that minority of electrons in the grid path that actually strike the grid.

American development of the BKO was hampered by an import embargo imposed upon non-American vacuum tubes during the famous radio-patent wars of the 20's. The BKO could be made from an ordinary vacuum tube, but required a cylindrical, coaxial, anode-grid configuration (as used in German vacuum tubes). Most American tubes, though, used a flat, sandwich-like structure that was not adaptable to BKO operation.

European work with the BKO, however, continued. Kohl, in Germany, succeeded in generating a 6-GHz signal in 1928. Esau used BKO devices to make full-duplex communications across the English channel in 1930. The frequency used in these tests was 1.6 GHz.

The BKO was one of the first devices to overcome the transit-time limitation by making it work to an advantage. The BKO overcame the transit-time problem by keeping the electrons oscillating in a circular path in an electric field. The vacuum-tube grid, however, was a factor that limited available output power; its small dimensions often resulted in the grid running white hot during BKO operation.

A solution to that problem was proposed in 1921 by A.W. Hull. His solution was to delete the grid altogether and keep the electrons in orbit by using a magnetic field. Hull's original *magnetron* has been much modified over the years, but the basic principle is still used today. Most microwave ovens, for example, use magnetron oscillators. One of the first modifications to the Hull magnetron was made by Yagi and Okabe, working in Japan. The Yagi-Okabe magnetron achieved greater out-

put power, and higher operating frequencies, by splitting the Hull anode into two, or more, sections. There were, however, still considerable design problems to solve because the small dimensions of the components required for microwave operation made the output power somewhat limited. By the mid-30's, however, Cleeton and Williams, working at the University of Michigan, achieved operation at 50 GHz. Over the years, power and frequency have increased, making the magnetron one of the primary sources of microwave energy.

The power-vs-frequency dilemma seemed unsolvable for several years. But in the mid-30's, several investigators simultaneously reached similar solutions. Dr. W.W. Hansen (Stanford University) and Drs. A. and O. Heil began to think in terms of turning the transit time to advantage through the mechanism of *velocity modulation* of the electron beam. In 1935, the Drs. Heil proposed to use the electron transit-time to control the electron stream. The heating problem was not solved, but was *avoided* because the electrons would not actually strike the control electrodes.

Russell and Sigurd Varian extended Dr. Hansen's work into the practical world in 1937 when they used Hansen's calculations to build the first *klystron* vacuum tube. That device used the transit time, and the deceleration of bunched electrons, to generate microwave RF energy. Velocity modulation of the electron stream in the klystron produces the bunching effect. It is the time between the arrival of successive bunches at a collector anode that determines the operating frequency of the klystron. Arrival of each bunch represents one cycle of RF energy.

The background material presented thus far is intended to demonstrate some of the problems that required solution before microwave frequencies could be used properly. The development of semiconductor devices saw similar, if not identical, problems. The high-frequency response of bipolar transistors, for example, was limited by the transit time of charge carriers (electrons or holes) across the base region. Attempts at reducing the width of the base region in order to decrease transit time produced additional problems; i.e., increased capacitance and decreased tolerance to reverse bias potentials.

But even thin base-regions could not solve the problem. In semiconductor materials we will see a property called *electron saturation velocity*, which is analogous to a similar problem in vacuum tubes. That limitation seems to be a fundamental limit to the high-frequency operation of bipolar transistors. But, like the vacuum tube transit-time problem, we can turn that problem into



an advantage and use it to create microwave energy.

### Transferred electron devices

John Gunn, of IBM, was studying the properties of n-type gallium arsenide (GaAs) material in 1963. He noticed that the current through the material would become unstable if the applied voltage were increased above a certain threshold potential. It was discovered that the current would pulsate at microwave frequencies if the E-field were above that point.

Gunn suspected that a negative-resistance phenomenon was responsible for the effect he observed. Negative-resistance generators can be made to oscillate under the right circumstances. Gunn speculated that the negative-resistance phenomenon was due to a loss of electron mobility at the higher applied voltage. That theory can be inferred from the fact that some materials, such as GaAs, permit electrons to exist in either of two, rather than just one, conduction bands. In the lowest conduction band, the effective electron mass and electron energy are low. The electron mobility in that conduction band is high, so the material will act like an ordinary ohmic resistance.

If the electric field is increased to approximately 3 to 3.5 kV/cm, then the electrons will become more energetic, and will transfer to the higher conduc-

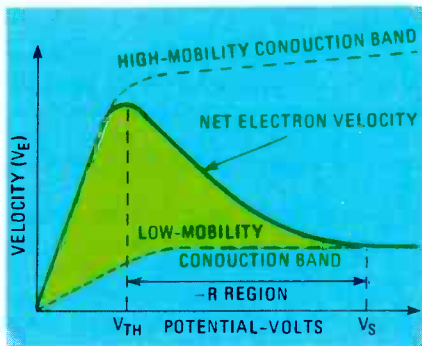


FIG. 2—AT POTENTIALS GREATER than  $V_{TH}$ , an increasing number of electrons are scattered into the low-mobility conduction band.

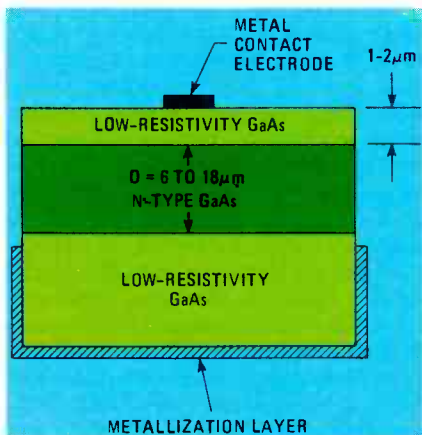


FIG. 3—THE GUNN DEVICE shows a diode-like structure although it is not a PN junction.

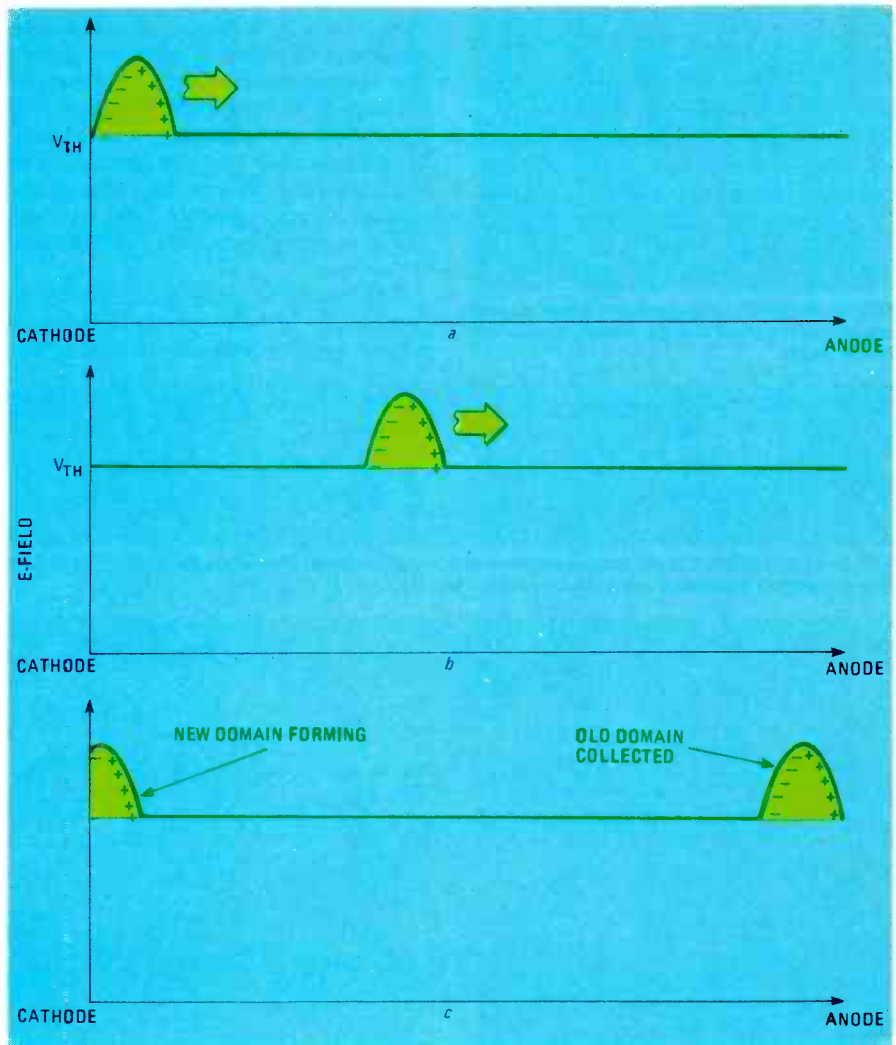


FIG. 4—WHEN the Gunn device is biased at  $V_{TH}$ , a domain builds up at the cathode end (a), drifts through the Gunn device (b), and is collected at the anode (c).

tion band. An energy level of 0.35 eV separates the minima of the two conduction bands. The effective electron mass increases in the higher-conduction band, while mobility decreases.

Figure 2 shows that an increasing number of electrons are scattered into the low-mobility (high-energy) conduction band as the applied potential increases above a certain threshold voltage  $V_{TH}$ . At potentials less than the threshold potential, the electron velocity increases linearly with the applied voltage. That behavior is exactly as expected in any material that obeys Ohm's law. But at potentials greater than  $V_{TH}$  the number of electrons transferred to the low-mobility conduction band increases with increasing voltage. That phenomenon causes the net electron velocity to drop, creating a negative-resistance region between  $V_{TH}$  and a saturation potential  $V_S$ .

Microwave oscillators that depend upon the transfer of electrons between high- and low-mobility conduction bands are called *transferred electron oscillators* (TEO).

The description of negative-resistance operation adequately justifies the claim

that the GaAs material will oscillate, but does not explain the structure of the Gunn device or the mechanism of oscillations in those devices. There are two different *modes* of oscillation in the Gunn device.

Incidentally, it has become common practice to call the Gunn device a "Gunn diode," but that is not strictly correct: the Gunn device is *not* a diode. In the Gunn device we are using oscillations in a bulk medium, not a PN junction. The diode-like structure of the Gunn device shown in Fig. 3 is not an ordinary PN junction. The end sections are not active, but are intended to facilitate ohmic contact between the electrodes and the active center region. Also, it is the practice of some people to refer to most solid-state microwave oscillators as Gunn diodes, when, in fact, they are of an altogether different structure. One recent advertisement listed as a "Gunnplexer" a device that contained an IMPATT (*IMPact Avalanche and Transmission Time*) diode. The Gunn device is a diode only in the sense that it has two (di-) electrodes (ode), but should not be confused with PN-junction diodes.

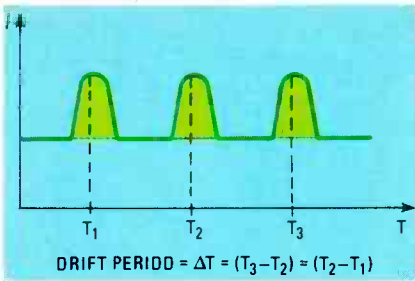


FIG. 5—A BRIEF output-current pulse is generated at the instant that the domain is collected at the anode.

metal contact electrode. That section is made out of material with a relatively low resistivity (i.e. 0.001 ohm/cm). Its purpose is to insure good contact with the end electrode and to prevent metallic-ion migration from the electrode into the active region. The thickness of that section is approximately 1 to 2 microns, and it is grown epitaxially onto the center section.

The center section is the active region in the Gunn device, and consists of n-type gallium-arsenide material. The

can operate in either of two different modes: *transit-time* (or *Gunn*) mode and the *limited space-charge* (or *delayed transit-time*) mode. In transit-time mode, the operating frequency is determined by the thickness of the active region. That mode does not require an external tank circuit for proper operation. In contrast, the delayed transit-time mode requires an external tank circuit (i.e., a tuned cavity) but is frequency-flexible and operates with more efficiency.

### Transit-time (Gunn) mode

When a Gunn device is biased below the threshold potential  $V_{TH}$ , the electric field will be uniform throughout the device. The Gunn device will operate as an ordinary positive resistance in the region; i.e. the current will increase proportionally with the increasing voltage.

But consider the situation when the Gunn device is biased to the threshold potential  $V_{TH}$ . Under that condition, electrons are injected into the cathode end of the material faster than they are collected at the anode end. That causes a domain (or region) to build up that has an excess of electrons on the cathode side and a deficiency of electrons on the anode side as shown in Fig. 4-a. That domain drifts through the Gunn device (Fig. 4-b) until it is collected at the anode end. A new domain forms as the old domain is collected at the anode as shown in Fig. 4-c.

The output current from the Gunn device maintains a low level until the domain is collected at the anode. At that instant a brief current pulse is generated in the output circuits as shown in Fig. 5.

The period of time between output-current pulse peaks is known as the *drift time* for that particular sample of material. The period, hence the operating frequency, is dependent upon the length and the drift velocity (on the order of  $10^7$  cm/s) of the material.

### Delayed transit-time mode

The delayed transit-time, or limited space-charge accumulation (LSA) mode is more efficient than the transit-time mode. The transit-time mode, while elegantly simple, suffers from low efficiency and a frequency limitation, that is determined by the thickness of the active region. The delayed transit-time mode allows the Gunn device to adapt to the frequency of an external tank circuit, such as a high-Q resonant cavity. Figure 6 shows an equivalent circuit in which the negative resistance of the Gunn device is shown in a negative conductance placed in parallel with the L-C tank circuit. Conductance  $G_0$  represents the ohmic losses in the tank circuit. The circuit will oscillate if  $-G$

*continued on page 86*



FIG. 6—GUNN DEVICE is shown as a negative conductance placed in parallel with an L-C tank circuit. The circuit will oscillate if  $-G$  is much greater than  $G_0$ .

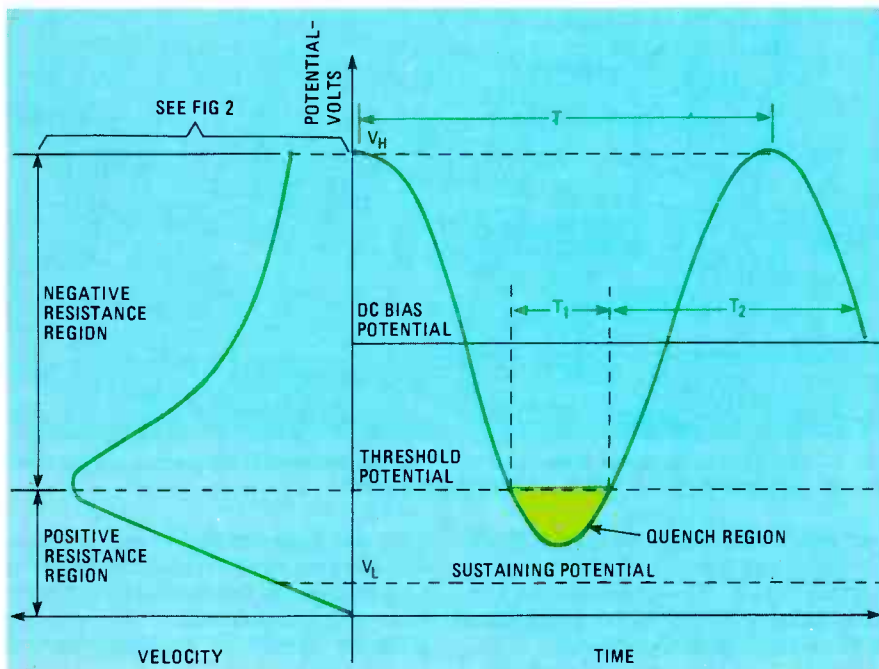


FIG. 7—THE DC BIAS VOLTAGE must be carefully selected so that the total bias drops below  $V_{TH}$  but remains above the sustaining potential on negative peaks of the RF cycle.

### Gunn devices

The observations of Gunn in 1963 led to the invention of the Gunn device as a microwave oscillator. But negative-resistance oscillators were the subject of speculation by Shockley as early as 1954. Esaki (1957) produced a two-terminal "diode" device that had a negative-resistance property. That device is now known as the *tunnel diode* or *Esaki diode*. Sommers suggested in 1959 that the Esaki diode would have microwave applications; the prediction has proven to be accurate. It was against that background that the Gunn device was invented in the mid-60's.

The basic structure of the Gunn device is shown in Fig. 3. This device consists of three basic sections. The first section provides ohmic contact between the active center region and the

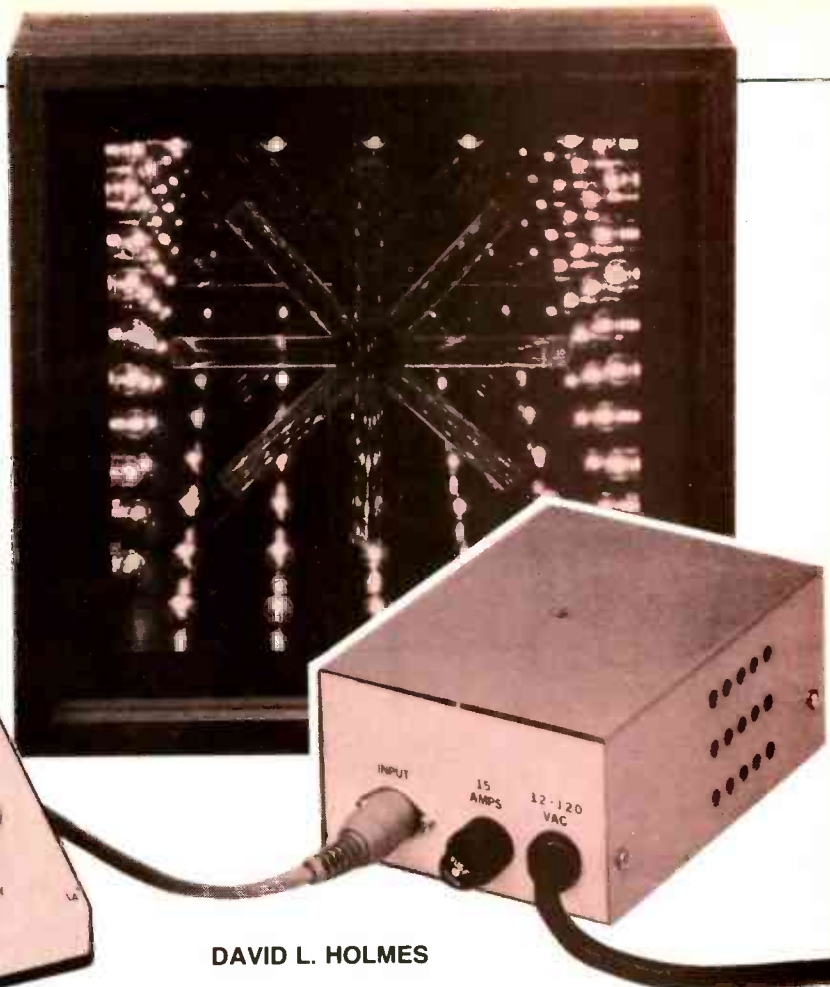

oscillating frequency of the device in one of its two modes is dependent upon the thickness of that region, varying from 6 GHz at  $18 \mu\text{m}$  to 18 GHz at  $6 \mu\text{m}$ . The device's threshold voltage is also dependent upon the thickness of that region, and will vary from approximately 1.95 volts at 18 GHz, up to 5.85 volts at 6 GHz.

The last section is the substrate layer and is metallized to allow bonding to the device's support structure. Again, low-resistivity GaAs material is used.

Gunn devices are not very efficient, especially in the transit-time mode of operation. Those devices may require 20 to 50 times more DC power than they produce in RF output. As a result of the low efficiency, the substrate is usually bonded to a heatsinking package.

When oscillating, the Gunn device

# BUILD THIS VERSATILE LIGHT SEQUENCER



DAVID L. HOLMES

*Flashing lights do not a disco make. This four-channel light controller will sequence automatically or in time to the music, and will dazzle your eyes in other ways as well.*

HAVE YOU EVER HOSTED OR ATTENDED A party and discovered that even though you were having a good time and enjoying the music and dancing, you felt that something was missing? Perhaps something *was* missing—a lighting system capable of translating the disco beat into a tantalizing light display. One factor probably responsible for the absence of such a system was its high price. The systems that are available—and these are for commercial use—cost hundreds of dollars. Now, however, you can build a multi-function lighting-display control system that will rival many commercial units, but for a fraction of their cost.

The system is called the Lumitron-4 and it has the following features:

- Four-channel control capability
- Separate function-control and opto-isolated power-switching units
- Manual and automatic bidirectional "light-chaser" action
- Manual and automatic "light-chaser" pattern selection
- Variable dwell-time for automatic change of "light-chaser" direction and light pattern
- Audio-response control
- Five pushbutton MODE controls

that select the following:

1. All display lights on continuously
2. Sound-sync-controlled intensity of all display lights simultaneously
3. Sound-sync-controlled rate of light chasing
4. Constant "light-chasing" rate
5. Combination of modes 2 and 4

The power-switching system described in this article uses opto-isolated triac drivers having the capability to trigger any triac requiring less than a 100-mA gate trigger-current. The power-switching unit was designed to be located remote from the master-control unit and the two are interconnected by a five-conductor cable. Originally, a six-foot cable with five-pin DIN plugs was used, but the prototype has been operated with the two units separated by as much as twenty-five feet.

Channel-control signals output from the control unit have a nominal +5-volt level when they are inactive and a +7-volt level when active. Each channel is designed to have a 25-mA current-sinking capability.

Figure 1 shows a block diagram of the system.

## How it works

The heart of the Lumitron-4 (see Figs. 2 and 3) is IC1, a 74194 presetable 4-bit bidirectional shift register with modes (LOAD, SHIFT FORWARD, SHIFT REVERSE) and timing that are controlled by IC2 and IC3 respectively. Integrated-circuit IC2 is a 7472 JK flip-flop with AND-gated inputs, and IC3 is a 556 dual timer with each timer configured as an astable multivibrator. The shift rate of IC1 is controlled by IC3-b, with R14 serving as a RATE control, and IC3-a clocking IC2. Switch S2 (FORWARD/REVERSE/AUTO) and IC3-a control the shift-forward and shift-reverse signals generated by IC2. (The output of IC3-b is AND-ed with the JK inputs to IC2 so the shift-forward/reverse signals generated by IC2 do not change while the output of IC3-b is low; that is an operational constraint for IC1.) In its center AUTO position, S2 allows the Q and Q outputs of IC2 to change states alternately with each IC3-a clock pulse; this causes IC1 to alternate its shifting direction. Setting S2 to its other positions keeps the output of IC2 constant after one clock pulse and causes IC1 to continue shifting in one direction. For example, if

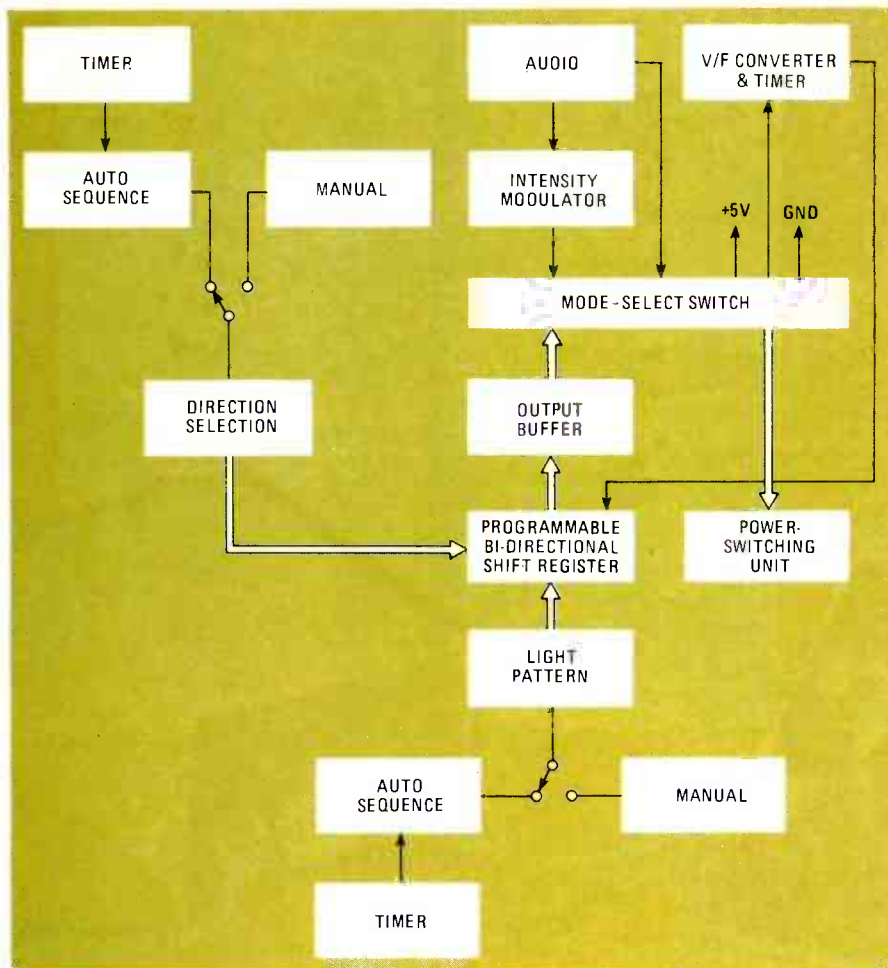


FIG. 1—BLOCK DIAGRAM of the Lumitron-4 shows the many effects available and how they are created.

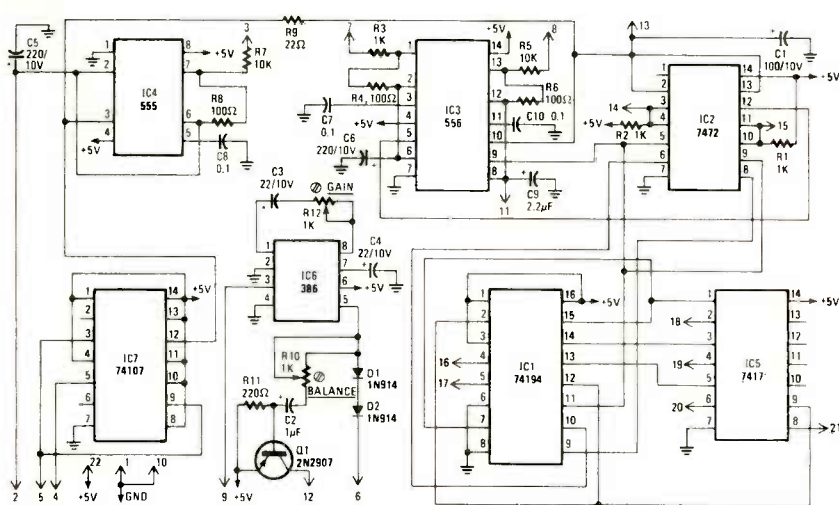


FIG. 2—GOOD DESIGN PRACTICE dictates that all unused IC pins be tied either to five-volts or ground. Numbers next to "<" symbols refer to PC-board finger numbers and to S6.

IC1 is shifting "forward" and S2 is switched to the REVERSE position, IC1 will continue to shift "forward" until the next clock pulse from IC3-a causes the IC2 outputs to change states. This state change will cause IC1 to start and to continue shifting in "reverse" until S2 is switched to a new position. The time interval between pulses from IC3-a is adjusted by the DWELL control, R15.

The desired display pattern is loaded

into IC1 by applying four bits of data to IC1's parallel inputs and forcing both of its MODE-CONTROL inputs high. The new display pattern will appear at IC1's outputs after the positive transition of the clock pulse from IC3-b. Inputs A and D are permanently wired to high and low states respectively, with the states of inputs B and C being selectable. The "high" mode-control signals to IC1 are supplied by IC2 and are loaded by simultaneously taking IC2's PRESET

and CLEAR inputs low. Those inputs are connected together and are taken low one of two ways, depending on the position of S3 (MANUAL/AUTO). When S3 is set to the MANUAL position, S4 (PATTERN-SELECT) selects the desired IC1-b and IC1-c input levels and when S5 (LOAD) is momentarily depressed, PRESET and CLEAR inputs go low.

Switching S3 to the AUTO position connects the B and C inputs of IC1 to the Q outputs of IC7, a dual JK flip-flop configured as a modulo-4 counter, and ungrounds C5, the timing capacitor for IC4. The output of IC4 is connected to the PRESET and CLEAR inputs of IC2 and the ENABLE input of IC3-b. As long as C5 is grounded, the output of IC4 remains high, and IC2 and IC3-b function as described above. With IC5 ungrounded, IC4 functions as an astable multivibrator with its rate controlled by R16 (DISPLAY). When the output of IC4 goes low, that causes the PRESET and CLEAR inputs of IC2 to go low as well, forcing the Q and  $\bar{Q}$  outputs of IC2 high; this places IC1 in the LOAD mode. Additionally, the enable pin of IC3-b goes low, disabling IC3-b and causing its output to go low, and IC7 is clocked causing it to increment its count.

When the output of IC4 again goes high, IC3-b is enabled and its output goes high providing the positive-transition clock signal required by IC1 to transfer the data on its input pins to its output pins. The Q and  $\bar{Q}$  outputs of IC2 remain high momentarily after the "low" is removed from the PRESET and CLEAR inputs because of internal propagation delay and the time constant determined by R9-C1. Resistor R9 also serves as a current limiter for the output current of IC4, should S5 be depressed while IC4's output is high.

Sound activation of the Lumitron-4 is controlled by IC6, a 386 high-impedance, variable-gain audio amplifier. The setting of R12 together with the value of C3 determines the overall gain while the input-signal level to IC6 is controlled by R13 (RESPONSE). The output of IC6 is fed to Q1 and D1/D2. The manner in which Q1 and D1/D2 affect the operation of the circuit is controlled by S6 (see Fig. 4).

A description of the modes of operation of the Lumitron-4 follows:

With S6-a depressed, 5-volts is connected to the "common" output line and each output channel is connected to ground. The console LED's and light display will remain on continuously.

Depressing S6-b switches the collector of Q1 to the "common" output line and grounds each output channel. The intensity of the lights and console LED's will vary according to the audio input.

Switch S6-c causes 5-volts to be connected to the "common" output line,

## PARTS LIST

All resistors 1/4 watt, 5% unless otherwise specified

R1-R3, R17, R30-R33—1000 ohms  
 R4, R6, R8—100 ohms  
 R5, R7—10,000 ohms  
 R9—22 ohms  
 R10, R12—1000 ohms, trimmer potentiometer  
 R11—220 ohms  
 R13—5000 ohms, potentiometer, audio taper  
 R14-R16—1 megohm, potentiometer, linear taper  
 R18-R29—330 ohms  
 R34-R37—100 ohms, 1-watt

### Capacitors

C1—100  $\mu$ F, 10 volts, electrolytic  
 C2—1  $\mu$ F, 10 volts, electrolytic or tantalum  
 C3, C4—22  $\mu$ F, 10 volts, electrolytic  
 C5, C6—220  $\mu$ F, 10 volts, electrolytic  
 C7, C8, C10, C12-C14—0.1  $\mu$ F, ceramic disc or Mylar  
 C9—2.2  $\mu$ F, 10 volts, electrolytic (3.3  $\mu$ F acceptable)  
 C11—1000  $\mu$ F, 25 volts, electrolytic, axial leads  
 C15-C18—0.1  $\mu$ F, 250 volts, Mylar

### Semiconductors

IC1—74194 4-bit bidirectional shift register

IC2—7472 JK flip-flop  
 IC3—556 dual timer  
 IC4—555 timer  
 IC5—7417 hex buffer/driver  
 IC6—386 low-voltage audio amp  
 IC7—74107—dual JK flip-flop  
 IC8—IC11—MOC3031 optoisolated, zero voltage crossing, triac driver (Motorola)  
 IC12—7805 5-volt regulator  
 IC13-IC16—2N6342 8-amp, 200-volt, triac  
 Q1—2N2907 or equivalent  
 LED1-LED4—.125-inch red LED  
 BR1—one-amp, 50 PIV, bridge rectifier  
 D1, D2—1N914 or 1N4148  
 S1—SPST miniature toggle  
 S2—DPDT miniature toggle  
 S3—3PDT miniature toggle  
 S4—2P4T rotary  
 S5—SPST N.O. momentary push-button  
 S6—5 (or 6) PDT interlocking push-button bank  
 T1—8-12-volt, 500 mA, wall-plug transformer  
 J1, J2—5-pin DIN socket  
 J3—22-pin solder tail edge connector, .156-inch spacing  
 J4—miniature phone jack

SO1-SO4—chassis-mount AC receptacle

F1—fuse (see text)

**Miscellaneous:** PC boards, IC sockets, enclosures, 5-conductor cable with DIN plugs, ribbon cable, hardware, terminal strips, materials for infinity mirror, etc.

The following are available from Design Specialty, 15802 Springfield St., Suite 80, Huntington Beach, CA 92649: Etched & drilled control unit PC board (879-2A), \$18.00; etched & drilled S6 PC board (22280-1), \$8.50; etched & drilled power-switching PC board (22280), \$8.50; all three PC boards (580), \$30.00; switch S6 (SW6), \$16.00; all three PC boards plus S6 (580-SW6), \$42.00; four 10-amp, 20-140 VAC zero-switching solid-state relays on aluminum base plate (PWR-4), \$75.00. In U.S., Canada and Mexico add 5% shipping & handling; all others add 10%. CA residents add 6% sales tax. Please allow three weeks to process orders accompanied by personal checks.

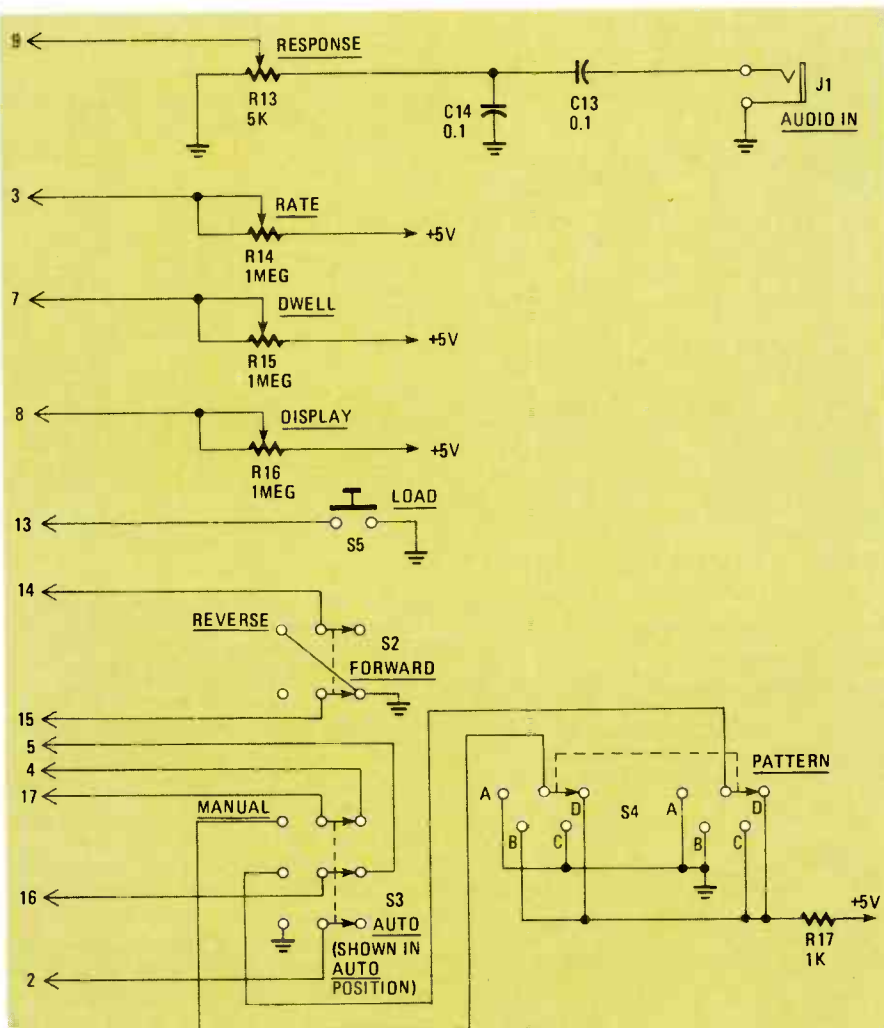



FIG. 3—MAIN FRONT-PANEL switches and potentiometers. Switch S2 is of the "center-off" type.



REAR VIEW OF CONTROL PANEL shows how controls are wired. Leads from LED's are visible behind terminal strip.

connects diodes D1/D2 to timer IC3-b and connects each output channel to a corresponding output of IC5. The displays will sequence at a rate that varies with the audio input. In the absence of any audio, the displays will sequence at a rate determined by the setting of R14 (RATE).

Depressing S6-d connects the collector of Q1 to the "common" output line and connects each output channel to a corresponding output of IC5. The lights will now sequence at a constant rate as determined by the setting of R14 but their intensity will vary in synchronization with the audio input.

With S6-e depressed, 5-volts is connected to the "common" output line and each output channel is connected to a corresponding output of IC5. The displays will sequence at a constant rate as determined by the setting of R14.

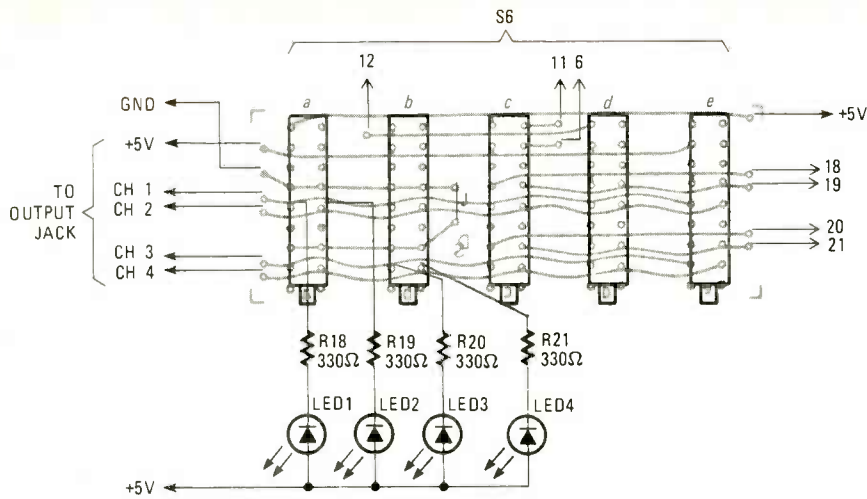


FIG. 4—SWITCH S6 is used to select one of five possible modes of operation. LED's indicate channel activity.

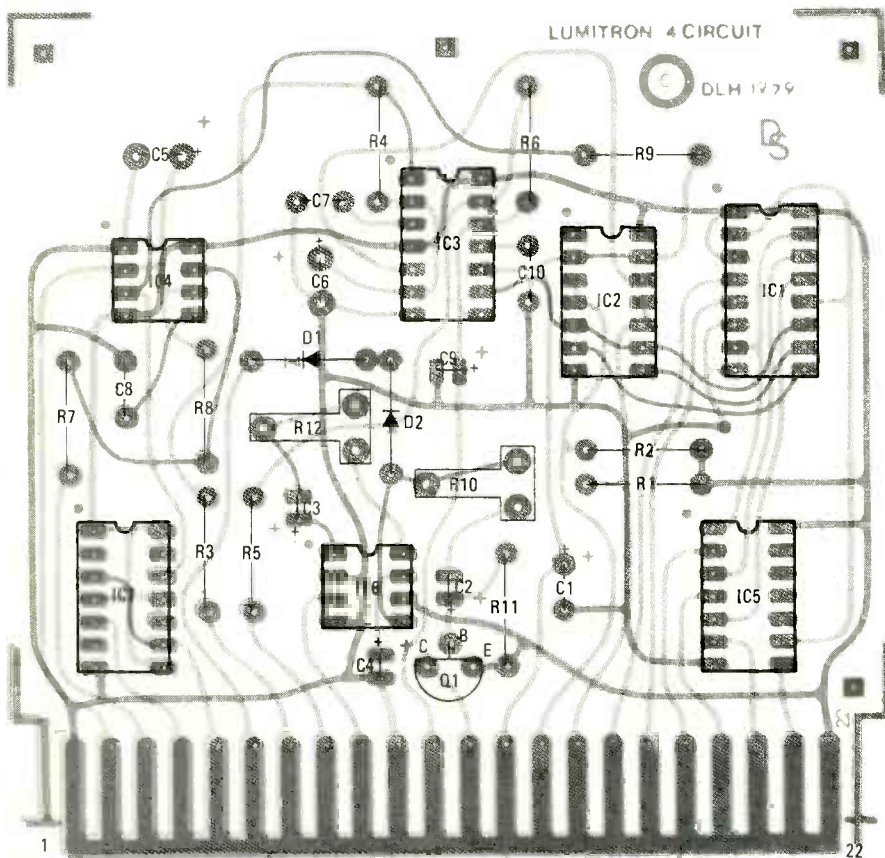


FIG. 7—CONTROL-UNIT PC BOARD plugs into 22-pin socket with .156-inch spacing.

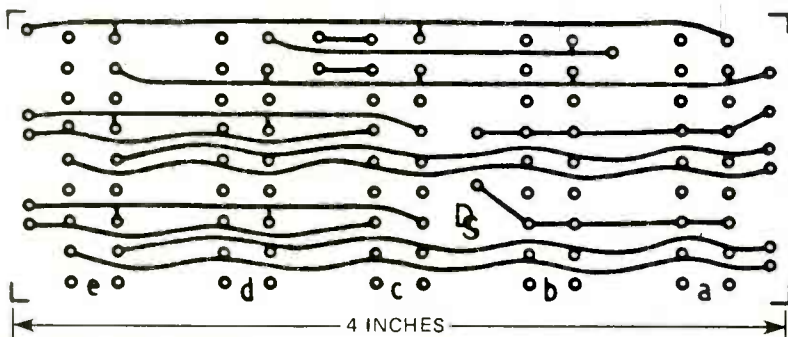


FIG. 8—SINGLE-SIDED BOARD is used to mount switch S6 (see Fig. 4 for connection details).

### Construction

Construction of the Lumitron-4 is

straightforward and parts placement is not critical. A 22-finger double-sided,

plated-through, PC board (Figs. 5, 6, and 7) is used for the control unit.

The mode-select switch, S6, is mounted on a single-sided PC board (Fig. 8). Parts placement and connections for this board were shown in Fig. 4.

Figure 9 shows suggested case dimensions and provides a drilling-guide for holes for the switches, pots, and LED's.

The LED's, used to monitor output-channel activity, are press-fit into their mounting holes and their leads connected to a terminal strip. The 330-ohm current-limiting resistor for each LED is connected directly between the cathode lead and the appropriate location on S6 (refer to Fig. 4).




FIG. 5—FOIL SIDE of double-sided control-unit PC board. Connector finger 22 is at left.

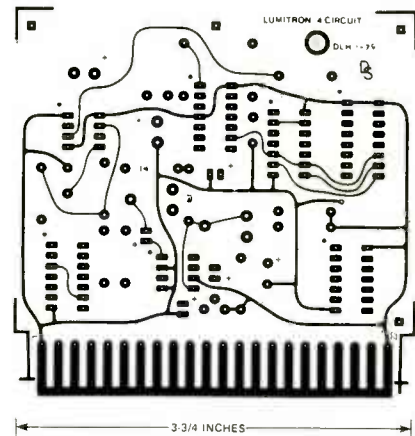


FIG. 6—COMPONENT SIDE of control-unit board. If you etch this board yourself, all holes that coincide on both sides will have to be jumpered through. Take special care at IC sockets.

The last board to be mounted should be the one holding S6. It should be positioned so that switch S6-a is at the left when the switch assembly is viewed from the front of the cabinet. Use spacers at least 3/8-inch long when mounting the switch board in the cabinet.

Next month we'll finish construction of the Lumitron-4 and show you how to operate the device. We'll also give you a few ideas on how to create an eye-catching display.

R-E

## New Breakthrough In Headphone Design

LEN FELDMAN  
CONTRIBUTING HI-FI EDITOR

*This new series of  
lightweight headphones  
uses advanced engineer-  
ing to deliver superb sound  
quality.*

MOST OF US INVOLVED IN AUDIO-PRODUCT DESIGN AND EVALUATION hear about "breakthroughs" in loudspeaker-system designs about once a week. Usually the so-called breakthrough turns out to be nothing more than a reworking of an established design principle.

In the case of stereo headphones, the claims for breakthroughs are fewer. In fact, the basic designs used for stereo headphones have remained fairly constant over the years. Some companies offer units that form a seal against the ear while others offer "open-air" phones.

Of course, some companies make both types of phones to please everyone.

The design of any pair of headphones involves some conflicting requirements. Ideally, stereo phones should be lightweight so that the wearer does not experience fatigue or discomfort with extended use. On the other hand, for any transducer to be able to deliver good bass at high amplitude levels, the drivers must be of sufficient size and highly efficient. I was therefore quite surprised the first time I tried on a pair of Sony's (9 West 57th St., New York, NY 10019) new model MDR-7 headphones at the most recent Consumer Electronics Show. Those phones, shown in Fig. 1, are so lightweight (55 grams, or just under two ounces) that you hardly know you are wearing them, even after several hours of listening. But more important, the sound quality of the phones is so superb that I found myself removing the phones to examine

them every once in a while to make certain that the excellent sound I heard was really coming from them. I

FIG. 1

was so curious about the phones (there are four sets of phones in the new series, with the low-end model MDR-2 units carrying a suggested price of \$39.95, ranging up to the model MDR-7's that I have been listening to that are priced at \$79.95) that I asked the people at Sony Corporation of America to quiz the engineering department back in Japan and to ask them how they were able to come up with such excellent sound from such lightweight drivers. The following is their explanation of how the new phones are able to deliver such excellent sound.

First, if you want to design a compact-sized driver unit for a set of headphones, you have to use a very powerful magnetic circuit. Sound pressure from any driver is proportional to the excursion and the area of the diaphragm ( $\pi r^2$ ). Sound-pressure therefore, is proportional to the square of the radius of the diaphragm and, as the radius of the driver's diaphragm is reduced, sound pressure is drastically reduced.

The only way to overcome that reduction in sound-pressure level is by increasing the diaphragm excursion of the driver unit by

using a very strong magnet. Of course another way to increase sound-pressure (assuming the voice coil of the driver system could withstand it) is to increase the amount of power fed from the amplifier to the headphone driver. In most cases however, the power available at the headphone jack of an amplifier or receiver is limited by a series resistor that acts as a voltage divider in series with the headphone's own impedance. That leaves only the magnet as a means of increasing sound pressure.

In the past the most popular permanent magnets used in drivers were Ferrite and Alnico. Recently, however, rare-earth magnets using a samarium-cobalt alloy have been developed. Let us examine three types of magnetic material. The most important characteristic to examine is the so-called demagnetization curve. If we examine a typical hysteresis curve for a magnetic circuit, like the one shown in Fig. 2, the demagnetization curve corresponds to the second quadrant of the hysteresis curve, as shown in Fig. 3. The energy product for a specific magnetic material is the product of flux density (B) and magnetizing force (H), and is very different for different magnetic materials.

In Fig. 4 we see the demagnetization curves and the energy product curves for all three magnetic materials: Ferrite, Alnico, and samarium-cobalt. The relative quantities (1, 2, 4, 12, 16, etc.) in the second quadrant are called the permanence factor. The permanence factor is approximately 1.8 for the Ferrite magnet, 12 to 16 for Alnico, and 1 for samarium-cobalt. When magnetic materials are used at their maximum energy-product point, it makes it possible to produce a magnet having optimum shape or smallest size. In material having a small permanence factor, like the samarium-cobalt used in the Sony *MDR*-series phones, self-demagnetization is small. That makes it possible to make a very small magnet that is nevertheless quite strong.

### High compliance diaphragm for extended bass

Figure 5 is a typical response curve obtained for a speaker system. Every speaker system has a minimum resonant frequency,  $f_0$ , which can be calculated from the following formula:

$$f_0 = \frac{1}{2\pi\sqrt{MC}}$$

The quantity M represents the moving mass of the diaphragm, while C represents its compliance. Since sound pressure decreases rapidly at frequencies below  $f_0$ , it is important to keep  $f_0$  as low as possible to extend bass response. To do that, it is necessary to increase the value of either M or C. If you were to increase the moving mass,

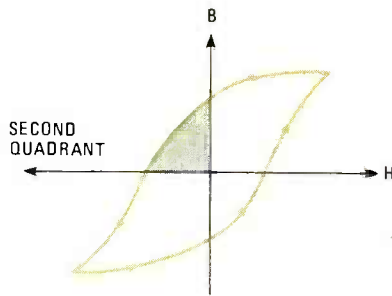


FIG. 2—THE DEMAGNETIZATION CURVE corresponds to the second quadrant of the hysteresis curve.

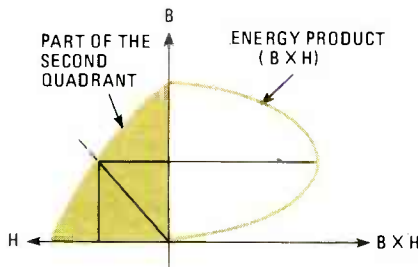


FIG. 3—THE ENERGY PRODUCT is the product of flux density and magnetizing force, and is very different for different materials.

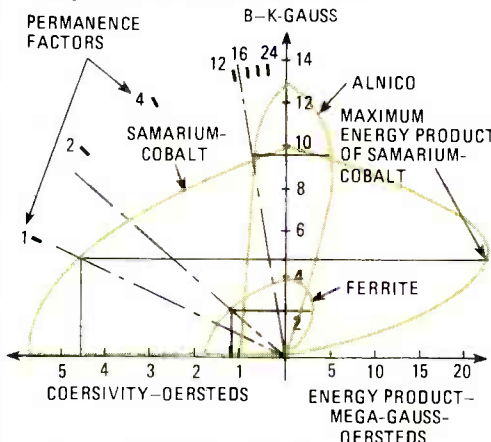


FIG. 4—THE DEMAGNETIZATION and energy-product curves for Ferrite, Alnico, and samarium-cobalt.

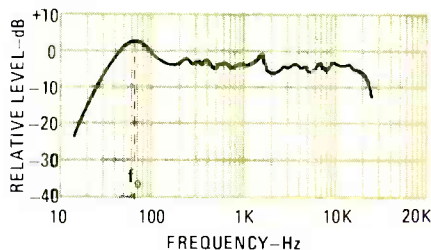


FIG. 5—TYPICAL RESPONSE CURVE for a speaker system. The frequency  $f_0$  is the minimum resonant frequency.

M, the heavier moving mass would decrease the high-frequency response of the single-diaphragm system and the overall efficiency would also be lower. Thus, increasing compliance, C, represents the only way to extend bass response. One way of increasing the compliance of the diaphragm is to make it very thin and flexible (assuming that

the surrounding material and the diaphragm material both remain constant). The thickness of the diaphragm used in the *MDR*-series headphones is only 12 micrometers, or about one-tenth the thickness of an average sheet of type-writer paper!

### Protecting the driver against high-level inputs

From the relationships established earlier regarding driver size and amount of excursion as they relate to sound-pressure levels, we have seen that it is necessary to increase the excursion if you want to have a small-diameter driver. However, a small-diameter driver with a large excursion can develop a problem with the flexible wires that lead to the voice coil. The voice-coil leads on the smaller diaphragm will naturally be under greater stress than will the leads connected to the voice coil of the larger-diaphragm driver (see Fig. 6) and, if conventional methods are used the added stress will lead to reliability problems.

To overcome this, Sony adopted a new technique for attaching the voice-coil leads to the diaphragm, as shown in Fig. 7. The effective span of the voice-coil leads is much longer with the new technique than with the conventional method and the stress on the wires is substantially reduced. Using that connection method, Sony found that the *MDR*-series drive units will accept a 40-milliwatt input continuously for a period of 500 hours without damage.

### Acoustically transparent earpads

From a sound-quality point of view, it would be ideal if earpads could be eliminated from stereo headphones. Coupling from the driver to the listener's ear would be more direct and there would be no material between the driver and the listener's ear to absorb sound and deteriorate audio quality. Just as listening to a loudspeaker system through a curtain tends to degrade sound quality because the curtain acts as an acoustical filter, foam earpads tend to block sound transmission to some degree. Yet, foam pads are necessary for wearer comfort in the *MDR*-series phones.

After examining existing earpad material, Sony found that the cavities in conventional foam earpads contain many cell walls that block a certain amount of sound going through the cavity, as shown in Fig. 8-a. Accordingly, they developed a new type of material that has no walls in the cavities across the sound path, as shown in Fig. 8-b. According to Sony, a special chemical technique was required to make the foam material from which the *MDR*-series phone earpads were made.

Even the flexible 9/16-foot connection cord used in the *MDR*-series phones was



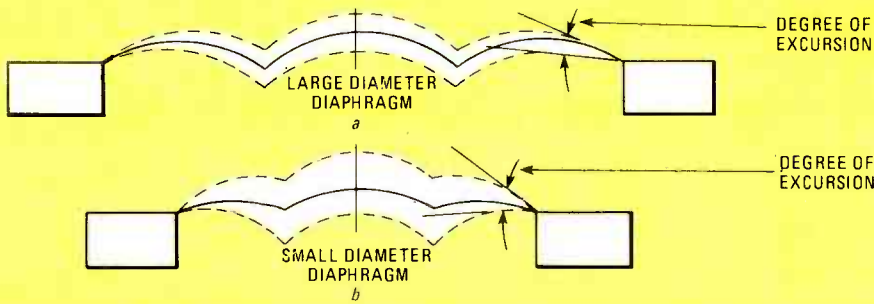


FIG. 6—VOICE-COIL LEADS ON a small-diameter driver (b) will be under greater stress than the leads on a larger-diameter driver (a).

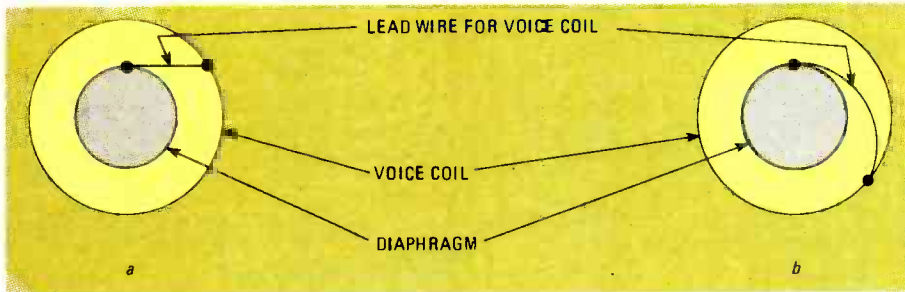


FIG. 7—LENGTHENING the effective span of the voice-coil leads (b) reduces the stress on those leads in the MDR-series headphones.



FIG. 8—NEW FOAM MATERIAL (b) developed for the MDR-series headphone earpads has no walls across the sound path, improving sound quality.

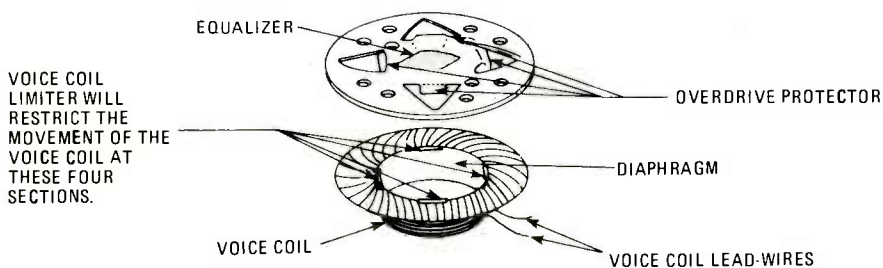


FIG. 9—THE DIAPHRAGM is covered by a small plate that acts as an acoustic equalizer as well as a protective device.

given special attention to insure that it would not degrade the signal coming from the amplifier or receiver. A special "chemically-pure oxygen-free" copper wire is used in making the cord to minimize signal losses between the amplifier and the drivers. According to Sony, conventional copper wire is only 99.5% pure, with an oxygen content of 0.035%; the copper wire used in the MDR-series connection cords however, has a purity (copper content) of 99.995% and an oxygen content of only 0.0006%. While that quest for pure copper wire may be thought of by some as a bit of "overkill" it does serve to illustrate the

extremes to which the designers of those phones went to insure top performance.

### Equalizer with overdrive protection feature

The top-of-the-line model MDR-7 phones have one additional construction feature that is worth mentioning. The diaphragm of that model is covered with a metal plate that has several holes in it, as shown in Fig. 9. The center section of that plate compensates for the phase differences of sounds emanating from the center and sounds coming from the outer edges of the diaphragm

and therefore acts as an acoustic equalizer. That phase-shift correction is especially important in maintaining good high-frequency response.

The same plate also serves as a protection device for the driver in case it is overdriven by the amplifier. There are four small metal sections (indicated by four arrows), that will come in contact with the diaphragm so that movement of the driver will be restricted in case of an overload condition, preventing possible damage to the diaphragm. That allows the headphone system to produce a high level of bass from a small high-compliance driver unit, without requiring a separate damper.

### Specifications

You will have to listen to those phones yourself in order to appreciate how much of an improvement the new design is. But just to give you some idea of what to expect, here are some of the published specifications of the model MDR-7 phones. The phones are dynamic types of course. The driver is only 28 mm in diameter (lower-priced models in the line have an even smaller, 23-mm diameter driver). Impedance is 55 ohms at 1 kHz. Perhaps most amazing is the sensitivity, which is 101 dB/milliwatt. The rated power is 40 milliwatts and at that power input-level, the units will produce a sound pressure level of 117 dB. The maximum power-handling capacity is 100 milliwatts. Frequency response is quoted as extending from 16 Hz to 22 kHz (the flatness of the curve is not specified). Headband pressure is only 100 grams, far lower than that of any other headphone we have ever worn and one of the chief reasons why those phones are so comfortable to wear for long periods. **R-E**



"My husband built it as a retreat from noise, air pollution, the general unrest, and me."



# RATING VIDEOTAPE PERFORMANCE

**LEN FELDMAN**  
CONTRIBUTING EDITOR

*Videotape is just as important as any other component in a home-video system. Knowing what to look for can help you choose the right one.*

THE STATEMENT ABOUT A CHAIN BEING only as strong as its weakest link applies as much to videotape recording as it does to anything else. In any home video-recording system, there are several elements that can prove to be the limiting factor in determining the picture and sound quality that you ultimately obtain.

If you are taping a TV program, the elements involved include: the quality and signal-strength of the received signal; the signal-to-noise ratio of the TV-tuner section of your VCR; the quality of the record-electronics of the VCR; the characteristics of the videotape being used; the characteristics of the

playback electronics of the VCR; the performance of the RF modulator that allows you to connect from the VCR's RF output directly to the antenna input of your TV set, and finally, the quality and performance characteristics of the TV set on which you view the playback of the videotape.

If you are using a video camera as a program source, that extra element (or rather, its ability to provide a noise-free, high-resolution video signal to the input of your VCR) must also be considered a part of the "chain." In either event, the tape you use is a critical link in the video chain. To be sure, all manufacturers of videotape intended for

home use claim that their product is "the best" and that you would be ill-advised to use any other.

In fact, though, there are substantial variations among the different videotapes—variations great enough so that the viewer can easily distinguish between pictures recorded on one type of tape and those recorded on another, inferior type. There are mechanical differences among the cassette housings as well as differences between the tapes themselves, but for this discussion we will just concentrate on the differences among tapes. Theoretically, the cassette shells or housings used for either the Beta format or the VHS format of

videotape must conform, within fairly tight tolerances, to the requirements of the licensors who have signed agreements with the various tape manufacturers. (Sony licenses tape makers to package videotape in Beta-type housings while JVC licenses those who wish to package tape in VHS-type cassettes.)

### Criteria for good performance

Assuming that you could separate the various elements of a videotaping system so that you can examine the performance of just one of those elements (in this case, the tape), what performance criteria would you evaluate? To begin with, you would want to know something about the storage-density capability of the given tape. The more densely packed with magnetic particles a given tape surface is (and the smaller those particles), the better the frequency-response capability of the given tape. And better frequency response means better picture definition or picture resolution.

One test signal that has been used to evaluate frequency response of both videotape and videotape decks is a multiburst test tone, containing six bursts at frequencies of 0.5 MHz, 1.25 MHz, 2.0 MHz, 3.0 MHz, 3.58 MHz, and 4.2 MHz each. Normally, that type of test signal includes a 3.58-MHz color-burst signal. In checking the frequency response of a sample of videotape, though, it is a good idea to omit the color-burst signal. If it were present it would activate the color circuitry in the reference videotape recorder being used to make the tests. That circuitry, if activated, blocks the passage of frequencies beyond 3.58 MHz in many home-video recorders.

Speaking of reference recorders used in testing videotapes, it is fairly obvious that you would want to use a VCR that is, in each of the characteristics (signal-to-noise ratio, for example) to be examined, significantly better than those of the tape(s) being tested.

In a recent test of a group of video cassette tapes performed by a qualified and well known video laboratory, the frequency-response capability of the tapes tested ranged from the response shown in the upper curve of Fig. 1, to the lower curve of the same figure.

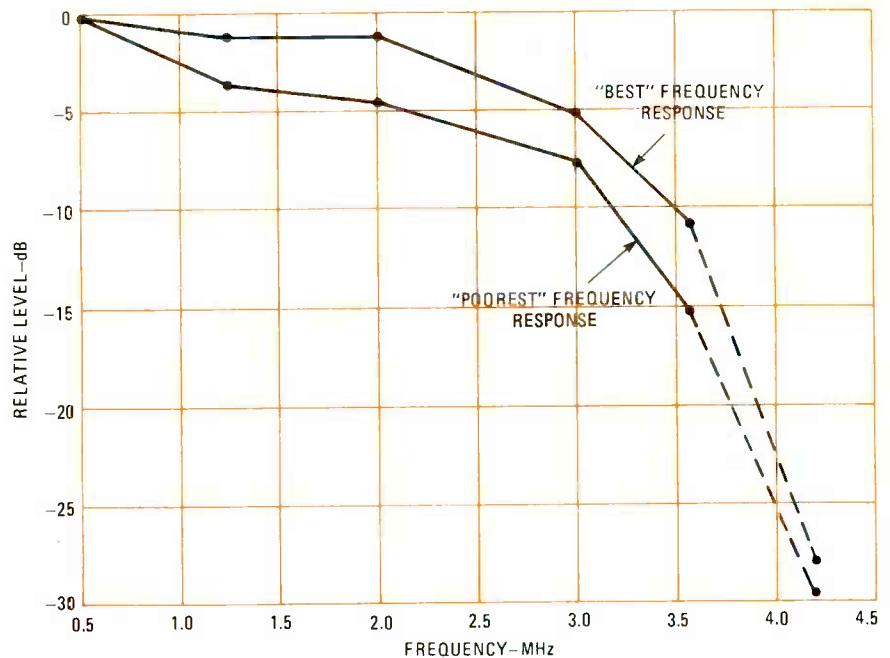


FIG. 1—VIDEO FREQUENCY-RESPONSE of the best and worst videotapes tested differed by almost 5 dB at same frequencies.

Note that the two plots are not to be regarded as continuous curves, since only six discrete frequency points were measured for each of the tapes. Interestingly, none of the tapes did very well above 3.0 MHz, though there is no easy way to tell whether that was the fault of the video deck (a high-performance "industrial" model was used so that it would not be a limiting factor) or the tapes themselves. From our own experience with home-type videotape recorders we are fairly certain that at least up to the 3.0-MHz test frequency, those results are indicative of the tape's frequency response capabilities and not of the machine's. That is because no home machine we have ever encountered has had such a good response that it was down only about 5.0 dB at 3.0 MHz. (Typically, response of the entire loop—record/play via tape, and including the tape machine's electronics—is down anywhere from 7.5 to 15 dB at that frequency.)

### Signal-to-noise ratios

In discussing the signal-to-noise ratio of audio tape, one establishes some

reference signal-level (usually the level that causes a 3% total harmonic-distortion content during playback of a mid-range-frequency signal) and measures "tape hiss" or noise relative to that level. In the case of videotape, it is a bit more complicated than that. To begin with, there are *two* kinds of noise that are of interest: noise relative to a reference luminance-(brightness) signal and noise relative to a reference chroma-(color) signal. Beyond that, the chroma signal-to-noise ratio can be further broken down into AM (Amplitude Modulation) and PM (Phase Modulation) noise, since both of those will affect the color signal.

In the tests referred to earlier, the range of signal to noise with respect to a luminance reference-signal was between a high of 45.5 dB and a low of 40.5 dB. Note that signal-to-noise ratios in video are lower than they are in audio. Obviously, our eyes are more tolerant of "snow" or noise in a video picture than our ears are of audible "hiss." Interestingly, most home video cassette recorders have a video signal-to-noise ratio of between 40 and 45 dB,

indicating that, in that respect at least, it is a toss-up as to whether the tape or the tape deck will prove to be the limiting factor.

In the case of signal-to-noise ratios relative to a chroma signal, the signal-to-noise measurement in the above-mentioned tests was made using the red output of a color-bar generator as a reference. Both AM and PM chroma noise was measured from 100 Hz to 500 kHz. Results of the chroma AM-noise tests ranged from a high (best) of 42 dB to a low (poorest) of only 33.5 dB. The poorest figure was obtained from a brand of tape that is not well known or widely distributed in this country; but if such a tape were used it would yield a very poor signal-to-noise ratio when recording color-TV pictures. Chroma PM signal-to-noise ratios varied from a high (best) of 40 dB to a low (poorest) of only 33.5 dB, the latter figure again obtained from the same "off brand."

### Dropouts—long and short

A tape may exhibit excellent frequency response, good signal-to-noise ratios, and no mechanical problems when operating in a VCR, but unless that tape is uniformly coated with magnetic particles and has a smooth surface that remains in intimate contact with the video record/playback heads, a large number of dropouts may occur during playback. Those may be seen as noise streaks, occasional horizontal breakup, or even as vertical roll of the picture in extreme cases. The effect will depend largely upon the duration of the dropouts as well as upon how frequently they occur. A short dropout would be 5 microseconds in duration or less. Medium-length dropouts would last for about 10 microseconds, while long dropouts would be 15 microseconds or longer. Typically, over a period of one minute of observation, superior videotapes will have 10 or fewer short dropouts, as few as 6 medium-length dropouts, and no more than 2 to 4 long-term dropouts. At the other end of the quality scale, we have seen tapes with as many as 100 short, medium and long-term dropouts in the same one-minute period. Severe dropouts in a tape may be more annoying to viewers than poor frequency response, inferior signal-to-noise ratios, or less-than-perfect audio performance.

### Audio performance of videotapes

In general, we have found that the audio-performance qualities of videotapes closely follows their video performance. That is, tapes that exhibit good characteristics in video, have good audio tracks as well. Still, there are considerable variations in audio performance, even among the better, well known, brands. Of primary interest in the case of audio is frequency re-

sponse, or the frequency extremes at which response falls off by 3 dB from some midrange-frequency reference level (such as 1 kHz).

Figure 2 shows the range of response capabilities measured in tests of eighteen different brands of tape. Variations in bass response were minimal, with the best tapes having good response down to 47 Hz and the poorest only somewhat worse, having their -3dB roll-off points at 49 Hz. At the high end of the audio spectrum, however, variations among the different tapes were far

available for home use is equipped with any sort of electronic noise-reduction system (such as *Dolby B*), and it is not surprising that the best audio signal-to-noise ratios of most home VCR's range from 40 dB to, perhaps, 45 dB. Contrast that with the audio S/N range of tapes (typically 52 dB to 55 dB when measured on a professional or industrial type of VCR) and you can see that audio signal-to-noise is more likely to be a function of the VCR on which the tape is being used than of the tape's own limitations.

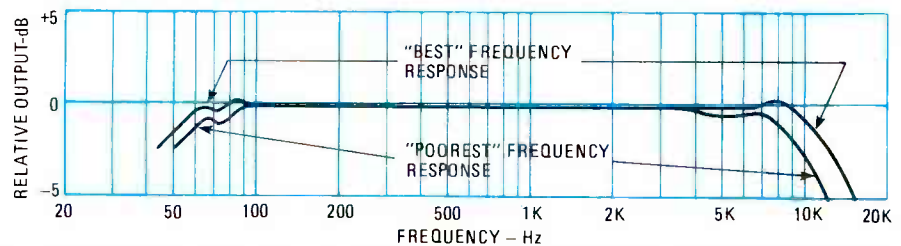


FIG. 2—VARIATIONS in audio frequency-response among the various videotapes tested will not be as noticeable as variations in video frequency-response to the average user.

greater: from 10.8 kHz (poor) to a 12.1 kHz (much better). Subjectively, however, those variations (both at the bass and treble ends of the spectrum) would be far less obvious to a typical user than would be the variations in video frequency response described earlier because of the generally inadequate audio sections in most TV receivers.

### Audio signal-to-noise ratios

Although there are substantial variations in audio signal-to-noise capabilities of videotapes, we have found that in general the tape itself is not the limiting factor when considering audio S/N in a home video system. Remember, even at the fastest speed (shortest record/play time) for the VHS video-recorder format, the tape is traveling at a very slow 1.31 inches-per-second. At longer record/play formats, the speed, of course, is reduced even further. Beta speeds are not much different from VHS tape speeds. Add to this the fact that not one of the machines commonly

### Mechanical considerations

Home videotape users will also want to consider the mechanical reliability of the tapes that they use in their VCR machines. One of the chief advantages of videotape (as opposed to videodiscs that are much less expensive than equivalent lengths of videotape) is the ability of the user to erase previously recorded material and use the tape over and over again. In order to fully realize that advantage, the tape must remain intact and unstretched with repeated use. In addition, the tape housing must be molded to precise tolerances and internal parts (as many as thirty or more in better-made cassettes) must not cause tape jamming or increased friction as the cassette ages and is used repeatedly. In general, most of the available tapes we have seen and used have no serious problems in that regard, but of course the entire home VCR field is still too new to be able to say, with any certainty, that "videotapes should last a lifetime." **R-E**

## What's News

### Reactors can fail safe

The American Nuclear Society, in a recent policy statement, expresses confidence that emergency core-cooling systems (ECCS) can keep the nuclear fuel from overheating when the regular coolant is lost. That confidence, the Society states, is based on understanding the requirements of those systems, extensive experimental verification, . . . and frequent inspection and testing, both during construction and when in service.

"Even in the Three-Mile Island accident," the paper noted, "the ECCS func-

tioned and remained fully capable of performing its function of cooling the fuel."

In a second statement, the Society proposes that nuclear fuel-cycle centers "be developed and operated under international safeguards, and that fuel-cycle services—including spent-fuel storage, reprocessing, and waste management—should be available as soon as possible to utilities and the international community."

Copies of the policy statements can be obtained from the American Nuclear Society, 555 North Kensington Ave., La Grange Park, IL 60525. **R-E**

# BUILD THIS

Part 11—The better your robot can respond to the world around it, the more useful it will be. Here are two sensors that will enable the robot to “see” and “feel” objects that are in its vicinity.

# UNICORN-1 ROBOT

JAMES A. GUPTON, JR.

UP UNTIL THIS POINT, ANY REACTION THAT the robot has shown to events happening around it have actually been those of its operator. Radio- or computer-control has been possible only to the extent that the operator could observe the robot's environment and make the robot react to it. And, even operating in that way, there has been the danger that the robot could “stumble” into something that could not be seen by the operator.

In this installment of the Unicorn-1 series we'll describe two types of sensors that will enable the robot to detect objects in its immediate vicinity and to react to them.

The first is a contact-type sensor that will give the robot a limited sense of “feel” and allow it to know when it has bumped into something.

There are times, though, when it would be better for the robot to be able to sense when it was *about to bump into* something—running into brick walls is one thing; running into people, another!

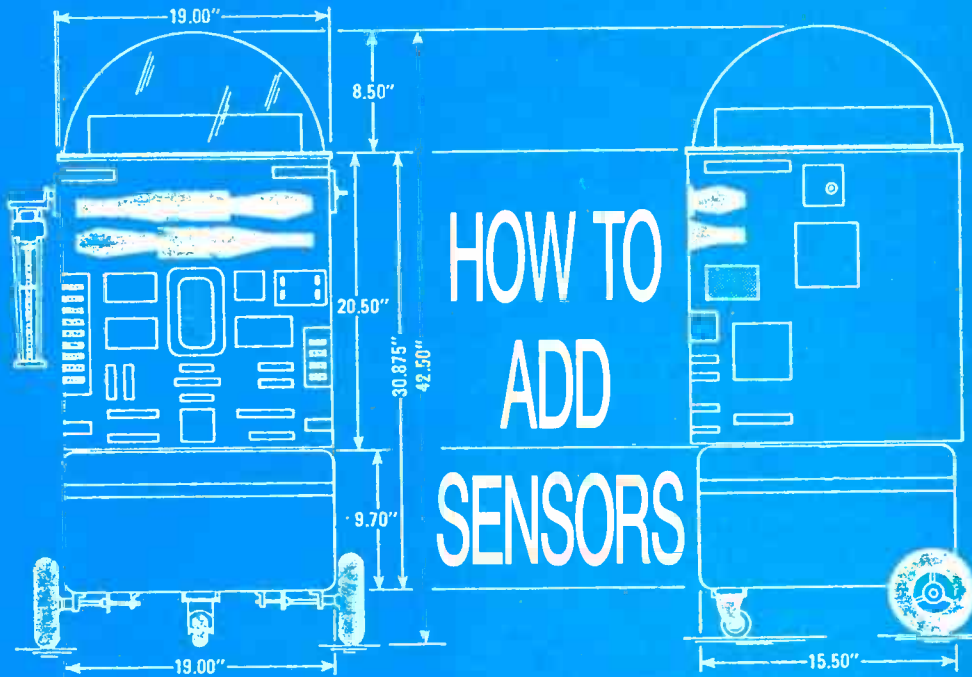
The second sensor, then, will be of the proximity-type, giving the robot a rather restricted sort of “vision.”

## Contact sensor

The robot should be equipped with two contact-sensors—front and rear. They are extremely simple in design, as can be seen from Fig. 86, consisting of lever-actuated switches that are connected to rods projecting from the mobility base. Note that the rear sensor-rod is about twice as long as the one for the front sensor. This compensates for the fact that the large driven wheels of the mobility base may project behind it and, naturally, we want the sensor to come into contact with an obstacle before any part of the robot does.

The sensor rods are made from pieces of wire coat hanger, with the paint or lacquer removed to permit good solder joints. The front rod is about 1½-inches long and the rear rod about twice that length. The compression springs can be “liberated” from dried out ball-point pens. The springs are held in place by 4-40 washers soldered to the rods.

A 4-40 cap nut (the kind with a rounded end) can be soldered to the end of each rod to prevent it from scraping or impaling whatever it may come into con-



tact with. Better protection can be provided by applying a liberal amount of silicone sealant to the cap nut to provide a soft, protective surface.

Even better, a small bumper, with a soft covering made from a piece of foam rubber or inner tube, can be constructed and affixed to the end of the sensor rod.

The bushings that fit into the mobility base and allow the sensor rods to move in and out are nothing more than 10-32 × ½ machine screws that have been drilled out with a No. 42 drill bit (use a drill press and vise, if you possibly can) and had their heads filed flat to remove the screwdriver slot. Leave enough head, though, to hold the screw in place. Use 10-32 nuts to secure the bushings to the mobility base.

A helpful hint: Fig. 86 shows a half-inch brass washer soldered to the “inside” end of each sensor rod. (The washers are especially necessary if more than one switch is used for each sensor—see below.) Those washers should be the last part to be attached.

The end-nut (or bumper), spring and 4-40 spring-stop-washer should be attached to the rod first, and the unit inserted into the bushing. Then, using a

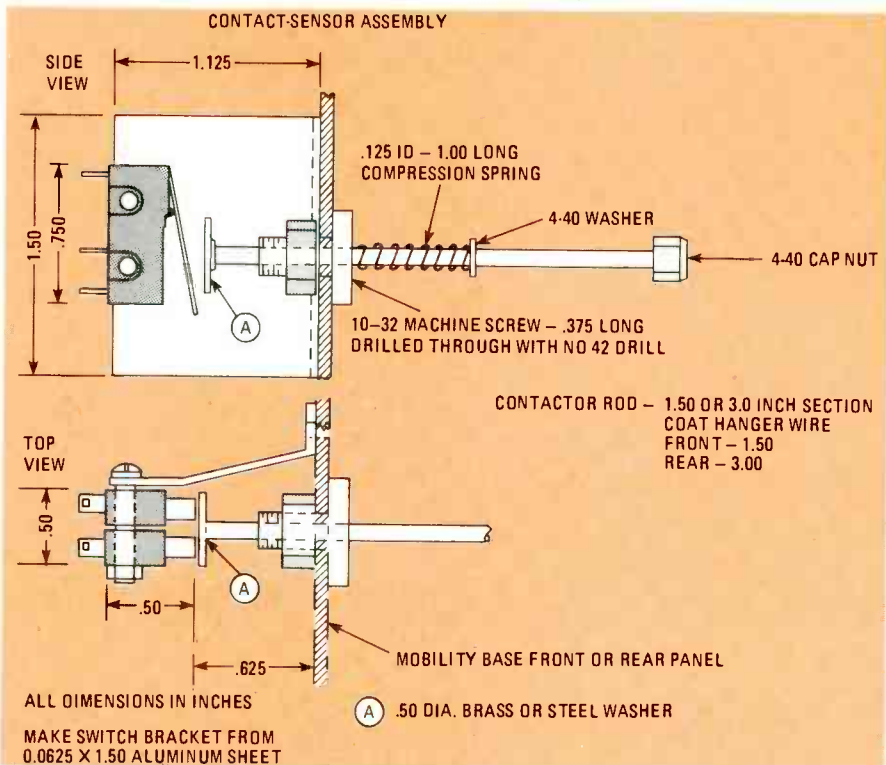
wooden block to compress the assembly, and holding the brass washer with a pair of pliers, solder the washer to the end of the rod. Doing this will prevent your getting your fingers burned.

The brackets for the switches can be made from almost any material at hand—metal, plastic, or wood. They support the switches in the proper position and, if two switches are mounted side-by-side, allow the brass washer to contact both switch-levers at the same time.

The original Unicorn-1 used brackets made from scraps of 1½ × 1½ × .0625-inch aluminum, bent as shown in Fig. 86, and drilled to accept two 4-40 mounting screws. The section that fits flush with the mobility base need be no larger than ¼-inch if 4-40 hardware is used but should be at least ⅜-inch long for 6-32 hardware.

If the mounting holes in the switches are too small for 4-40 hardware, they can be enlarged with a No. 33 drill bit. Be sure to use a vise and to use either a hand drill or a *very slow* electric drill to prevent damage to the plastic switch case.

The completed front and rear contact-sensor assemblies are shown in Fig. 87. If larger switches are used, mounting brack-




**FIG. 86—CONTACT SENSOR** tells the robot when it has bumped into something. Cap nut at end of rod should be provided with cushioning material (see text).

ets may not be necessary since the switches can be mounted directly on the bottom plate of the mobility base.

Connection of the switches will be discussed later.

### Proximity sensor

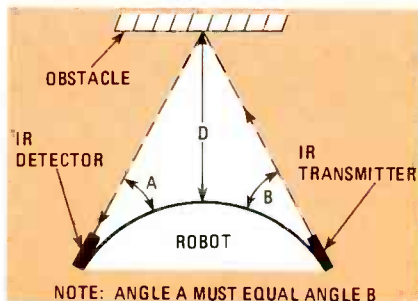
While the contact-type sensor described above is extremely useful, there are times when it could prove embarrassing (or worse) to have the robot collide with something. It would be better if it



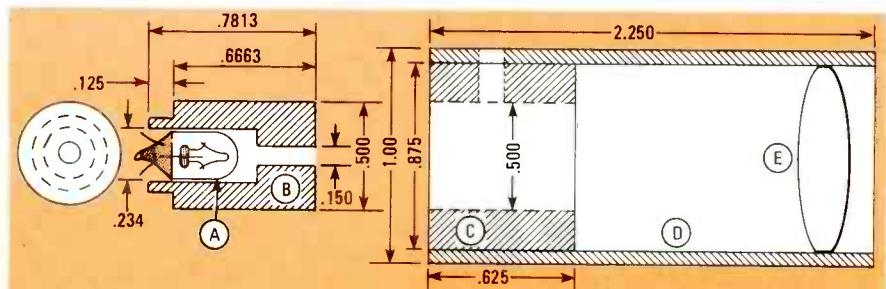
**FIG. 87—COMPLETED CONTACT SENSORS** used in original Unicorn-1. In this case, dual switch-assemblies were used.

could sense the proximity (nearness) of an object and either stop or, if under computer control, take evasive action.

Figure 88 shows how an infrared-light-type proximity sensor would work. The transmitter, mounted on the robot's right side and angled slightly inward, projects a beam of infrared light that will be reflected by a nearby object to the infrared detector, mounted on the robot's left side and also angled toward the target.



**FIG. 88—INFRARED TRANSMITTER AND DETECTOR** are mounted on sides of robot's body or dome. Angle A must be equal to angle B.



#### NOTES:

- A.** IR LAMP TYPE 2174D OR EQUIV.
- B.** IR LAMP HOUSING - .500 DIA. ALUM. ROD
- C.** .875 DIA. ALUM. INSERT - I.D. .502 LENGTH .625
- D.** LENS TUBE - 1.00 DIA., .0625 WALL - ALUM. TUBE
- E.** LENS, DOUBLE CONVEX, FOCAL LENGTH 48mm TO 55mm, DIA. 18mm TO 22mm
- F.** ALL DIMENSIONS IN INCHES EXCEPT FOR LENS

**FIG. 89—INFRARED LAMP HOUSING** can be held in position in lens tube by set screw, once proper position has been determined.

The distance between the transmitter and the detector, and the angle they form, will determine the distance,  $D$ , from the robot that the object can be sensed. The transmitter and detector must be aimed inward at equal angles for accuracy. (Remember that "the angle of reflection equals the angle of incidence;" and, the larger the angle, the farther away—up to about 20 inches in this case—an object can be detected.)

Using infrared light means that the system can be used under almost any lighting conditions since the infrared detector is not very sensitive to visible light. For that matter, the robot could even detect obstacles in the dark—it carries its own "flashlight."

Figure 89 shows the infrared-projector assembly used on Unicorn-1. When used with a lens, the 2174D infrared lamp generates a beam that is usable to a distance of about 20 inches.

The dimensions shown for the lens tube are only approximate, since there are so many variables (lens type, detection distance required, etc.) involved. The best way to find the dimensions you will need is to set up the lamp in its housing at one end of a ruler and to move the lens back and forth until you can see the beam focused into a spot on a screen or sheet of paper placed at distance  $D$ —your target distance. Don't forget that  $D$  is measured from the front of the robot, and not from the transmitter (or receiver).

Note the distance between the lens and the aperture of the transmitter assembly and make the lens tube that length. Critical adjustments can be made later by adjusting the position of the lamp housing slightly. The final assembly step, before mounting the projector on the robot, is to glue the lens in place in the tube using either epoxy or lens cement. Take care

PARTS LIST—CONTACT SENSORS		
Item	Description or quantity	Source
Contact rod	1.5 inches	coat-hanger wire
"	3.0 inches	"
Mobility-base bushing	10-32 X 3/8 flat-head screw, (2)	hardware store
"	10-32 nut (2)	"
Cap nut	4-40 (2)	"
Compression spring	.125 I.D., 1 inch long (2)	ball point pen
Washer	4-40 steel (2)	hardware store
"	.5-inch brass (2)	"
Lever-type switch	2 or 4	<b>Radio Shack</b> (catalog No. 275-016) or equivalent
Switch bracket	1.5 X 1.5 X .0625 aluminum (2)	scrap or hardware store

PARTS LIST—PROXIMITY SENSOR		
Item	Description or quantity	Source
TRANSMITTER:		
Infrared lamp	2174D, 12-volts	electronic-supply house
Lamp housing	.5-inch aluminum rod	hardware store
Lens tube	aluminum tubing, 1-inch O.D. X 2.25 inches long	"
Lens & lens cement	double-convex, 48-55mm focal length, diam. to fit lens tube	<b>Edmund Scientific</b> 101 E. Gloucester Pike Barrington, NJ 08007

Item	Description or quantity	Source
RECEIVER:		
Sensor housing	5-inch aluminum rod & washer	hardware store
Lens tube	aluminum tubing, 1-inch O.D. X 2 inches long	"
Lens & lens cement	double-convex, 20-30mm focal length, diam. to fit lens tube	<b>Edmund Scientific</b>
PC board	1 (\$2.50 + \$1.50 S&H if total order less than \$15.00)	<b>Hal-Tronix</b> P.O. Box 1101 Southgate, MI 48195
R1	68 ohms, 1/2-watt	
R2	22,000 ohms, 1/4-watt	
R3	10,000 ohms, 1/4-watt	
R4	4700 ohms, 1/4-watt	
IC1	7404 hex inverter	
Q1	2N2222 or equivalent	
Q2	FPT-100 or equivalent (Radio Shack 276-130)	
D1	1N5227 3.6-volt Zener diode	
D2	1N5231 5.1-volt Zener diode	
D3	1N4001, 50PIV, 1-amp diode	
RY1	5-volt DPDT DIP relay (Radio Shack 275-215 or equivalent)	

not to get any of the adhesive on the lens. The completed transmitter assembly is shown in Fig. 90.

A diagram of the infrared-receiver assembly is shown in Fig. 91. As in the case with the transmitter, the dimensions are approximate. To determine the final dimensions, a method similar to the one outlined above is used.

First, cover the aperture of the detector housing with a translucent material, such as *Scotch* brand *Magic Tape*, to make a focusing screen. Attach the detector housing to a ruler and aim the ruler at a white or light gray surface placed at distance D. When making your final calculations, don't forget about the angles involved! Move the lens back and forth along the ruler until a sharply defined spot is seen on the focusing screen. The distance between the lens and the end of the detector housing will determine the length of the lens tube.

As in the case of the projector, cement the lens to the focusing tube and perform the critical focusing adjustment with the detector housing.

In performing these measurements, the




FIG. 90—UNICORN-1's infrared transmitter. Note insulating sleeve for lamp.

**projector and receiver assemblies should be placed in the positions they will occupy when mounted on the robot, and be angled accordingly. If this is not done, the results of the measurements will be invalid.**

#### Receiver circuit

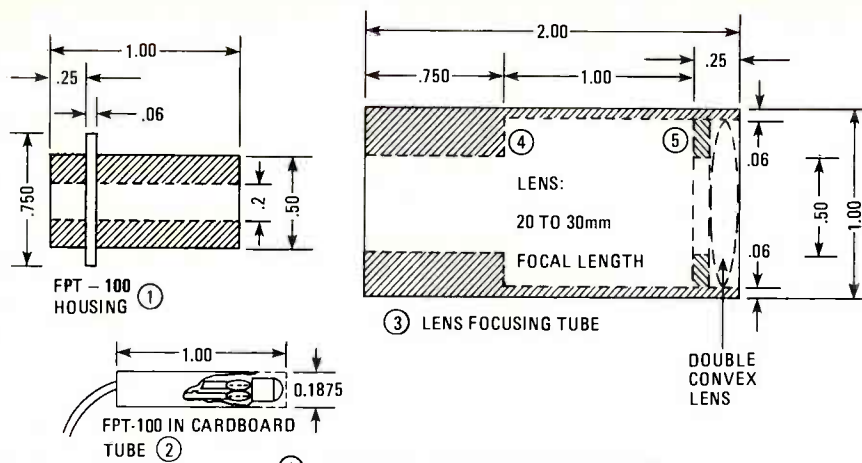
Both the transmitter and receiver can be operated from the robot's 12-volt power supply. A schematic for the receiver is shown in Fig. 92 (and the foil pattern and

parts-placement diagram in Figs. 93 and 94, respectively).

The heart of the receiver is an FPT-100 infrared phototransistor (Radio Shack part No. 276-130 is an acceptable substitute). Its collector is connected to the 12-volt supply through a 10K load resistor, R3. The collector is also connected to pin 1 of IC1 through a 22K series resistor and through a 1N5227 3.6-volt Zener diode (D1). That keeps pin 1 at a logic "high" when the detector is receiving no input.

The IC supply voltage of 5.1 volts is provided by D2, a 1N5231 Zener diode. This diode also provides the coil-voltage for RY1, a DIP relay of the same type used on the relay board described in Part 7 of this series. The circuit operates as follows:

When the infrared sensor, Q2, is at the optimum distance from a reflective obstacle, the reflected infrared light is at a maximum. The sensor is biased into a state of saturation and its collector voltage drops to zero. The 3.6-volts present at pin 1 of IC1 also drops to zero, causing the output at pin 2 to go from 3.6- to five volts (logic "high"). This biases transis-



- ① MAKE FROM .50 ALUM. ROD AND WASHER
- ② CUT FPT-100 LEADS TO .25", SOLDER 18" CONNECTING WIRES TO PC BOARD
- ③ MAKE FROM 1.00 O.D., .06 WALL, ALUM. TUBE
- ④ MAKE FROM .86 O.D. WOOD OR ALUM. ROD
- ⑤ MAKE FROM 1.00 O.D., .50 I.D., FIBER WASHER
- ⑥ ALL DIMENSIONS IN INCHES EXCEPT FOR LENS

FIG. 91—USE A CARDBOARD OR PLASTIC sleeve to prevent FPT-100 leads from shorting to metal housing.

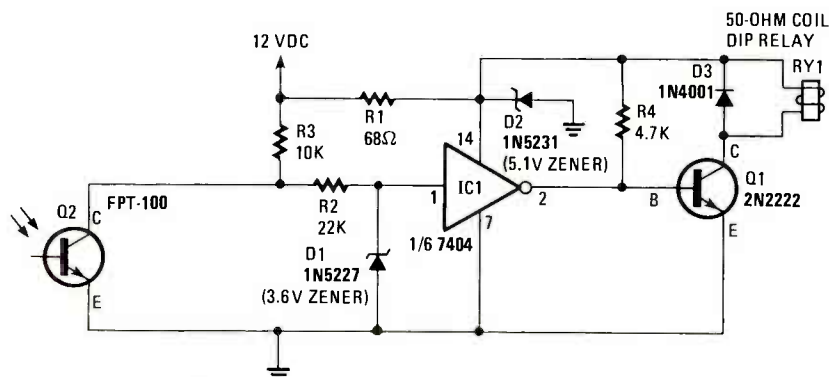


FIG. 92—INFRARED-DETECTOR circuit is simple enough to be built on perforated construction board.

tor Q1, a 2N2222, into saturation, causing current to flow through the coil of the relay and opening the relay's normally-closed contacts, thereby cutting off power to the appropriate control circuitry.

### Connection to robot

Depending on how advanced your own robot is, the signals provided by the sensor circuitry can be used in several ways.

If the robot is still operating at the end of a "tether," the contact-sensor switches and the proximity-sensor relay can simply be connected in series with the motor circuits (like the limit switches) and used to cut power to the motors when an obstacle is detected. This is why you might wish to use two switches each for the front and rear contact-sensors—one switch can control the right-hand wheel, and one the left-hand one. Unused switch or relay

contacts can be used to actuate the robot's horn (or some other audible or visible signaling device) to alert you that it has run into difficulties. Without logic circuits, there's not much more that can be done at this stage.

If the robot is using radio- or computer-control, the output of the detectors can be connected to the appropriate "drop-dead" sections of the latch board (see Part 9) to achieve the same results.

Finally, if you are using a computer, a program can be written to make use of the "drop-dead" signal. For example, the computer could be programmed to respond to that signal and make the robot back up a bit, make a 45-degree turn, and check again for an obstacle. If none were present, it could continue its travel. And that just scratches the surface of the responses that could be programmed.

We've been receiving a lot of correspondence from readers who are building—or contemplating building—their own versions of Unicorn-1. We'd like to see more, along with nice sharp photographs, so we can publish a segment showing off those robots and presenting some of the innovations that you've come up with. Write to **Radio-Electronics**, 200 Park Avenue South, New York, NY 10003 and mark your envelope "ROBOT UPDATE."

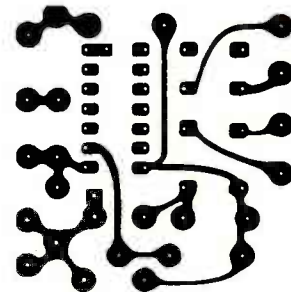


FIG. 93—YOU CAN ETCH detector board yourself from this pattern. Ready-made boards are also available (see parts list).

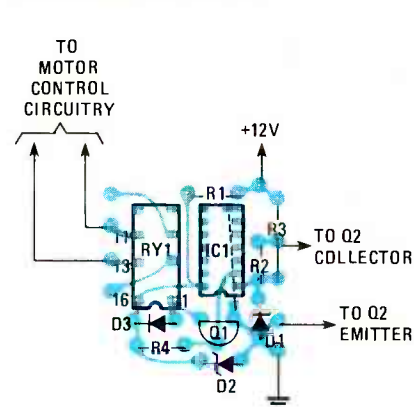


FIG. 94—DETECTOR BOARD is connected to FPT-100 sensor by 18-inch leads. See text for motor-control connections.

The rest is up to you, for this is the end of the Unicorn-1 series. We've shown you how to build a working robot, and how to enhance it with radio- and computer-control. As you continue to work with your robot you'll find its capabilities limited only by your imagination and resources.

Those of you who have built your own robots can take pleasure in knowing that you are advancing the science of robotics. In the near future, much of the hazardous and tedious work now performed by humans will be carried out by robots.

Even now we are seeing robots explore parts of the solar system that man will not visit in person for tens—or hundreds—of years. Enormous progress is being made in creating robots to serve in areas where man's help is either unnecessary or impossible to provide. What will be *your* contribution to the age of robotics? **R-E**



# NEW TECHNOLOGY

MOST OF US REMEMBER HAL, THE UNLIKELY star of Stanley Kubrick's *2001: a Space Odyssey*. When the film was made in the late 1960's, the idea of conversing with a computer was pure science fiction. But as has happened so often, yesterday's science fiction is today's technology. Speech synthesis by computers is familiar to most of us by now, but what about the area of speech recognition?

While speaker-independent recognition of connected speech by a computer is still a decade off, firm toeholds have been established in developmental areas important to its eventual success.

We're going to take a look at some of the speech-recognition systems now available, and what's being done to improve the state of the art.

## A simplified explanation

Speech-recognition systems rely on the matching of a spoken word to a stored model of that word. In practice, the way words are modeled is the key to the success and accuracy of a system—as well as to its expense, speed, and more.

Generally, the user of the system is asked to speak each word in the system's limited vocabulary several times. Those spoken samples are analyzed by a variety of techniques, and the samples of each word or phrase are

compared to one another. Differences are minimized, similarities maximized, and the resulting model (called a *template*) is stored in the system's memory.

Once the "training" has been completed, any word or phrase spoken into the system is analyzed using the same techniques used in deriving the templates. That analyzed data is compared with the stored templates, and a score assigned to each match. If no score is high enough to be accepted as a *fit*, the system gives a "non-recognition" message or asks to have the word repeated. If more than one word is scored high enough so that there are several possible fits, the system can ask which is correct or ask to have the word repeated. However, in about 98% of all attempts, a single word is recognized uniquely.

Since it's important in matching a word to know precisely where a word begins or ends, there is usually some hardware or software incorporated to give that information. Also, there is usually some provision for normalizing the time distribution of the word—that is to say, the duration of the voiced sounds within the word. Without time normalization, variations in the ways we pronounce a given word would make matching it against its template very difficult.

Generally, both time-dependent and

time-independent analyses are done. The time-independent analysis is usually concerned with the spectral distribution of the word. For example, a spectral distribution analysis (called a *histogram*) of the word "six" would show that the word has a lot of "s" sound within it, but not that the "s" sound occurs twice, once at each end of the word. Rather, the spectral histogram would show how much energy appeared at any one frequency during the speaking of the word. In practice, narrow bands of frequencies are usually sampled—although there is some progress in the Fourier analysis of speech through new hybrid analog/digital microprocessor technology, but that's a subject best left until it can be covered somewhat more meaningfully.

## How it works


Let's take a look at the elements of most of today's speech-recognition hardware in a little more detail. (see Fig. 1) The first step is to provide as favorable a signal-to-noise ratio as possible. A noise-cancelling mike close to the speaker's mouth (often on a headset) and push-to-talk operation help to accomplish that.

Also, there is usually some pre-emphasis and shaping of the incoming audio to help eliminate background noise and help accentuate some of the

## CIRCUITS WITH EARS

*Speech-recognition systems let you speak to your computer. Here's a look at what they're all about.*

MARTIN BRADLEY WEINSTEIN



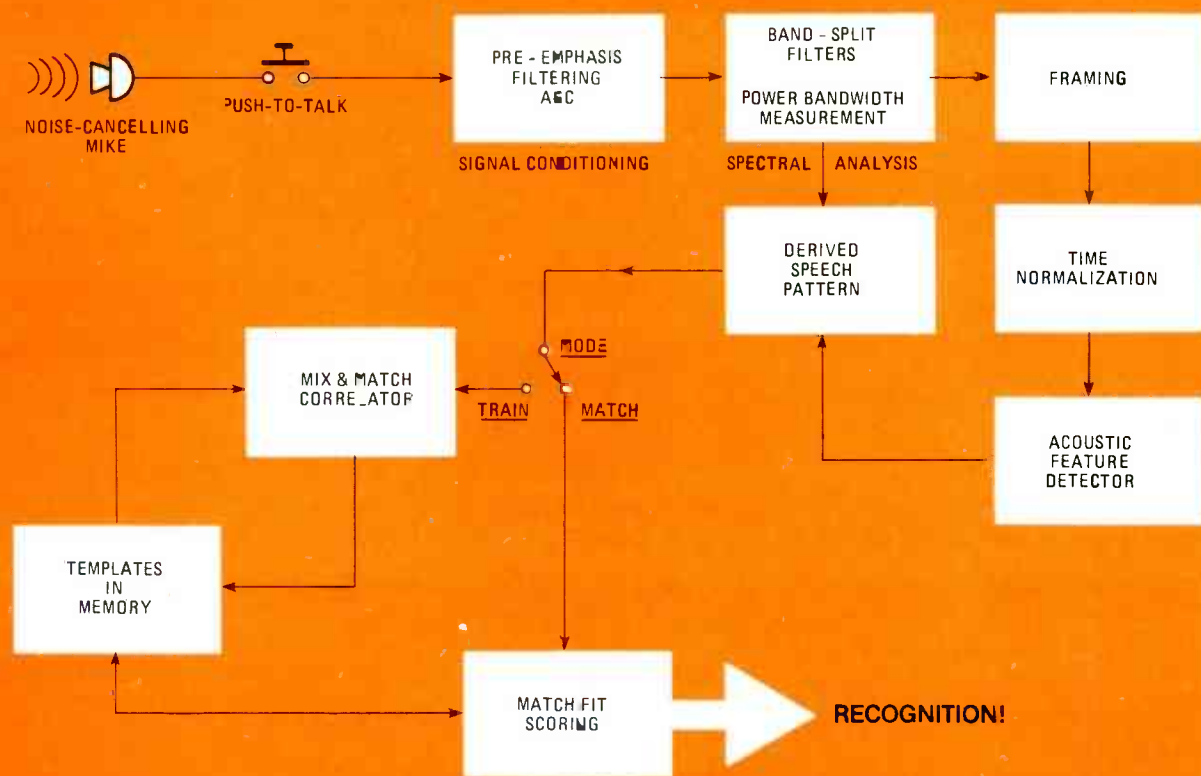


FIG. 1—GENERALIZED block diagram of a speech-recognition system shows how a spoken word is processed so that it can be recognized by a computer.

weaker segments of the speech spectrum. Some form of automatic gain control is usually used, either in the form of an analog compressor or as a part of the computer's task.

Since spectrum analysis is time independent—and since it can be used to indicate whether or not speech is present—the incoming speech is first analyzed for energy content in each voice-frequency spectrum sub-band of interest. While the energy content in each sub-band is significant, the amplitude variations of speech overall are generally of no help in analyzing speech; instead, zero-crossings have been found to convey the most significant speech information. Those are counted to give frequency information, although in some methods the interval between zero crossings is counted instead.

In addition to the energy content in each frequency sub-band, some measurement of the rate of change of speech spectrum-energy (rapid for explosive sounds for example, and gradual for vowels) might also be made.

Once the end of the word has been detected, the word is *framed*, defining its beginning and end, and time-related acoustic phenomena are analyzed. An acoustic-feature detector extracts key features, including pauses, vowels and vowel-like sounds, formants, and so

on. Then the word is divided into a number of equal parts (Threshold Technology, for example, uses 16 samples that are spaced equally in time) to obtain a time normalized pattern of those key features.

Those patterns are compared with the templates stored in memory; the algorithms that are used for those comparisons are a key difference between the various speech-recognition systems. In all systems, the input word is


compared against the stored vocabulary, and the similarities and differences are weighted into a correlation score. Those scores might be expressed as a product, a vector distance, a probability evaluation, or a figure of merit. The score is a numerical characterization of how good the match is.

Most systems require that the match—or “fit”—exceed some minimum value in order to be valid. Larger vocabularies, or more critical applications, often require a higher minimum value.

### Speaker dependence

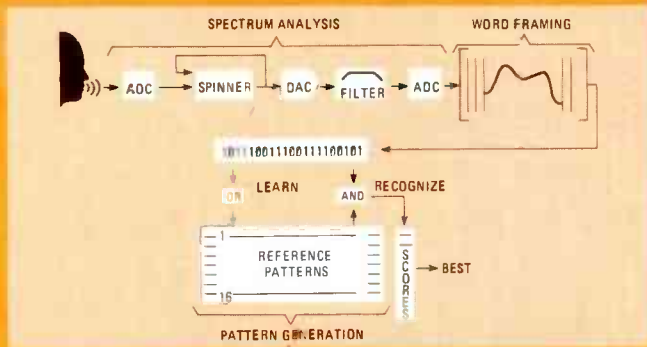
Let's consider the problem of recognizing more than one voice. For the speaker-dependent recognition systems available today (speaker-dependent means that the system can only effectively recognize words spoken by the person who trained it), there is an easy answer: trade-off vocabulary for more voices. A system capable of recognizing one speaker and a vocabulary of eight words could just as well accommodate two speakers, each training it to a list of forty words—or eight speakers and ten words, five speakers and sixteen words and so on.

Bell Labs has successfully m speech-recognition systems capabl recognizing isolated “utteran



HEURISTICS model 5000 speech-recognition system transforms Lear Siegler's ADM-3A into a voice-actuated terminal.

## HOW MIKE OPERATES



*Mike* learns and recognizes patterns derived from spectrum-analysis data. When learning a word, *Mike* stores patterns in memory for future reference. When attempting to recognize a word, *Mike* compares the incoming pattern to each reference pattern and generates a set of "closeness of fit" scores. Above a certain threshold, the highest score is taken to indicate successful recognition.

The spectrum analysis is performed every 25 milliseconds to measure the energy in 19 logarithmically spaced frequency bands over the 300-Hz to 3,000-Hz range. *Mike's* approach to that analysis is unique. The data to be analyzed is spun past a single filter 16 times, each time at a different frequency, so that the frequency of interest matches the center frequency of the filter. That is in contrast to the conventional approach, which involves using 16 individually tuned filters operating in parallel.

The spectrum-analysis data is digitized and passed to the word-framing process. When a sufficient level of spectral activity is detected, the beginning of a word is marked. When that activity falls below a threshold, the end of the word is

marked. Since *Mike* is an isolated-word recognition device, a silent interval of approximately 100 milliseconds is required at the end of a word to frame it adequately.

Noise-canceling and time-base normalization are integral parts of the word-framing process. During silent intervals, constant (ambient) noise is measured; during word framing, that constant noise signal is subtracted from the input signal. When a word or segment of sound has been isolated, it is normalized to a fixed time-duration to compensate for different speaking rates.

The pattern-generation process further operates on the framed word to extract features of interest and to reduce it to a string of approximately 240 bits. The pattern is then generated using a proprietary mapping algorithm.

In training *Mike*, patterns are logically OR'ed with the patterns of previous repetitions of the word being learned. Typically, two or three repetitions of each vocabulary word suffice for reliable recognition. When *Mike* is attempting to recognize, patterns are compared by AND'ing them in turn with each of the previously learned reference patterns. The matching ones are tallied to form a set of scores for each comparison.

*Mike* recognizes a word if its score is both above a threshold and greater than the next highest score by a prescribed increment. A code indicating the identity of the recognized pattern is transmitted to a host device. If a word is framed but does not meet the recognition criteria, a no-recognition code is transmitted.

Centigram's recognition approach is patented in the United States (Patent number 4,087,630), and patents have been applied for in 15 other countries.

© Copyright 1979 by Centigram Corp., Sunnyvale, CA; reprinted by permission.

spoken by designated speakers. Those systems use eighth-order LPC (*Linear Predictive Coefficient*) analysis. You may recognize LPC analysis as the technique used by Texas Instruments to translate speech into much-compressed data, and back again, in their *Speak & Spell* and elsewhere.

The object of the Bell Labs investigation is an automatic directory assistance system, but they found that the limited vocabulary and speaker dependence of contemporary speech recognizers made the recognition of spoken names impractical, if not impossible.

Limiting the vocabulary to the "names" of the letters used in spelling names makes the task more manageable, but there are still drawbacks. One is that the names of the letters are short compared to most words and so they don't give a recognizer much to go on. There are also many letters whose names sound a great deal like each other.

Bell Labs found an answer. They decided that even if they don't know for certain what a given letter is, it's enough to know that it's one of say five probable candidates. A string of six letters gives enough information that an exact match to a recorded directory listing can be made most of the time, at



VOICE-ENTRY TERMINAL, the VET-2 from Scott Instruments, is compatible with a TRS-80 Model 1.

least under experimental conditions.

But what about speaker independence?

### Slurring

In the same way that a system maximizes the similarities and minimizes the differences between successive samples of a spoken word during training, samples of the same word spoken by different individuals produce an even broader template. In that way, differences between one speaker's articulation of a word and that of another are slurred together. By extension, a system could

become speaker-independent if any such thing as a "universal" template (an absolute set of similarities in the ways all people say a word) could be found.

Unfortunately, slurring also blurs the recognition capabilities of a system by making dissimilar words sound more like each other. It may become impossible to discriminate between similar-sounding words.

Just as today's speaker-dependent systems are evaluated in terms of their accuracy—a 98% matching rate, for example—future speaker-independent systems may be rated both for overall accuracy and for the percentage of the population that the accuracy figure applies to.

Speaker independence is the first priority in improving coming generations of speech-recognition systems according to most manufacturers we talked to. One promising approach involves producing speaker-adaptive systems that in some way modify stored templates to help adjust them into a closer match with the particular voice characteristics of the speaker. For example, a brief initial sample of the voice might determine if it is that of a man, woman, or child and whether it is basso,

*continued on page 86*

## RCA VIDEODISC CIRCUITRY

*It may be a videodisc, but it does have an audio track; and it works like nothing you've ever seen before*

CHESTER H. LAWRENCE

THERE'S NO QUESTION THAT THE MOST startling thing that a videodisc does is to deliver color pictures from information on a disc. But a superb quality sound channel is equally important. RCA's *STF100 VideoDisc* player is designed to deliver full-spectrum monaural audio as well as a first-rate picture. This article will cover how the sound channel is extracted from the disc.

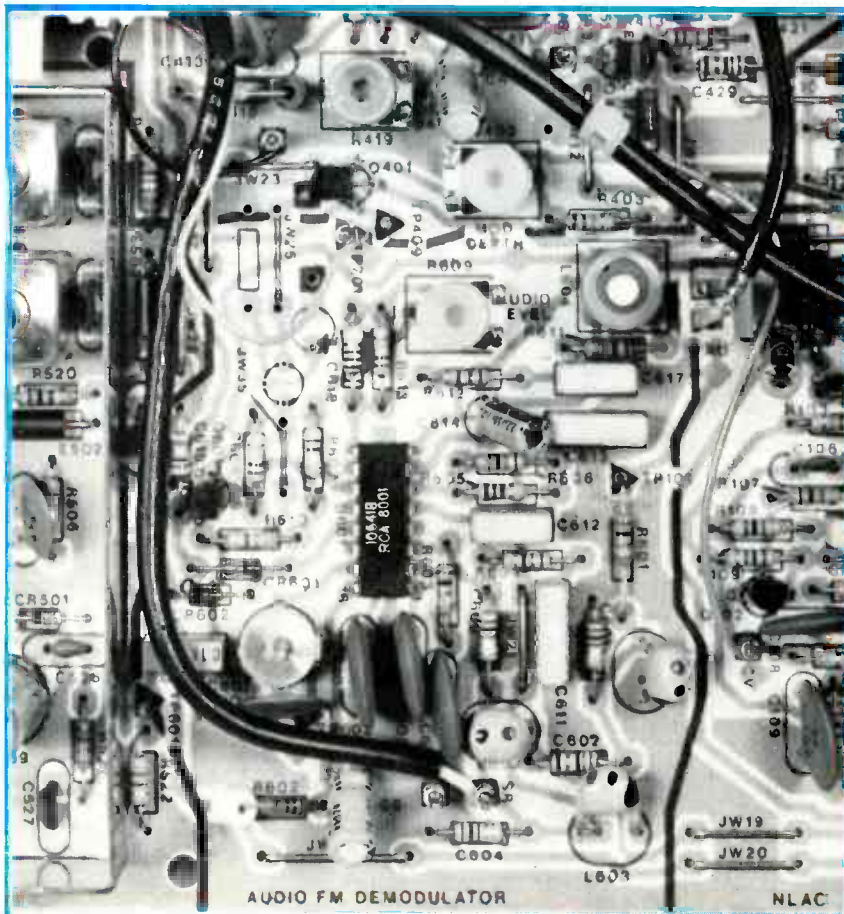
The *STF100* delivers monaural audio over the full range of 20 Hz to 20,000 Hz. Future units will offer stereo sound. But at the moment, all the initial videodiscs

offered by RCA have mono sound tracks. As demand for stereo sound increases, we're likely to see a *Model STF200* with stereo sound and a reissue of discs with stereo sound tracks—either real stereo or artificial stereo, depending upon the original sound track.

On the RCA type videodisc the sound information is placed on a 716-kHz FM carrier. This signal along with the video FM carrier and a 260-kHz signal for the servo system are part of the arm output signal developed by the resonator cavity and preamplifiers in the pickup arm.

The simplified block diagram in Fig. 1 shows what happens to this signal. You'll note that it is first passed through a bandpass filter that has its response centered about 716 kHz. This filter rejects the 260-kHz servo signal and the 5-MHz video carrier. The only signal that gets through the bandpass filter is the 716-kHz FM audio carrier. It is then fed to a PLL (Phase-Locked Loop) demodulator.

In the demodulator, a 716-kHz VCO (Voltage Controlled Oscillator) is phase-locked to the FM carrier input signal.



The resulting audio signal is amplified and then used to drive a sample-and-hold circuit. The output from the sample-and-hold circuit is then fed to the RF modulator stage where the audio information frequency modulates a 4.5-MHz carrier that is later combined with the processed composite video information. This combined audio and video signal is fed to a modulator tuned for channel 3 or channel 4 and delivers an appropriate RF carrier that can then be connected to the antenna terminals of any conventional color TV receiver.

As part of the audio processing circuitry there is a defect detection and correction system. It prevents momentary loss of the audio FM signal carrier that might otherwise be caused by specks of dust interfering momentarily with the retrieval of the videodisc signal. Any loss of the carrier signal is detected by the defect detector circuit, which then generates an output that is fed to the sample-and-hold circuit to prevent impulse noise from appearing in the audio channel during the defect. As a result the audio reproduction remains noise-free even if much of the carrier signal is lost.

### Audio demodulation

A block diagram showing the audio-demodulation circuitry is in Fig. 2. As mentioned earlier, the arm output signals are fed through a bandpass filter that passes only the 716-kHz audio carrier signal. This signal is fed from the bandpass filter to the input (pin 3) of audio demodulator U601. Inside this IC the first stage is a limiter. It removes any amplitude variations in the carrier signal.

Next, the amplitude-limited signal is fed to one of the inputs of the PLL detector. The other input to the PLL is a 716-kHz reference signal generated by a VCO. The center frequency of this VCO signal is set by the value of C607, a variable capacitor.

The phase detector generates an error signal that is filtered by the PLL filter network (connected to pins 5 and 6 of U601). This causes the VCO to track the frequency deviation of the FM carrier, which, of course, is the audio modulation. The demodulated audio appears at pin 7 of U601 and is further filtered by a lowpass network.

The filtered audio signal now re-enters U601 at pin 9 and is amplified and inverted. The audio output now appears at pin 11. Potentiometer R609 the AUDIO MODULATOR LEVEL CONTROL sets the amplitude of the audio signal that is now fed to Q601, the sample-and-hold circuit.

The carrier-limiter output is also fed to a defect-detector circuit inside U601. This circuit compares the carrier signal to the 716-kHz VCO signal and generates a negative output pulse at pin 13 whenever a defect in the carrier signal is

spotted. If this was not done, a defect in the arm output signal would cause a noise impulse in the audio output signal at pin 11. This noise would appear as popping or cracking in the sound.

The output from the defect detector forces the sample-and-hold circuit to maintain the previous value of the audio signal until defect-free audio information is received. When we take a look at Fig. 3, we can see that the audio signal from pin 11 of U601 is fed to the source (S) terminal of Q601, an FET sample-and-hold circuit.

Q601's gate terminal is held at the same voltage as its source terminal. This causes the FET (Q601) to turn on, conducting the audio signal to the drain (D) terminal of Q601. Capacitor C616 filters the signal which is then capacitively coupled via C619 to the RF modulator.

If a defect occurs in the audio carrier, pin 13 of U601 goes to logic LO. This pulls the gate of Q601 LO by forward

biasing CR601. Q601 then turns off causing C616 to hold the same charge it had prior to Q601 turning off. Noise spikes that occur in the audio output at U601 pin 11 are not conducted to the modulator.

When the audio carrier is restored, the defect output at pin 13 returns to HI. Now CR601 is reverse-biased allowing C615 to charge rapidly to the Q601 source voltage through R608. This turns Q601 on, thereby conducting the audio signal through Q601 to the coupling capacitor and on to the modulator.

When the videodisc player is in the SCAN mode (either SCAN FORWARD or SCAN REVERSE) it is desirable to mute the audio. The stylus in these modes is moving across the disc at 16 times faster than normal and the sound would not be decipherable. So during either SCAN mode the microcomputer mutes the audio demodulator by pulling the NOT-AUDIO MUTE output of the microcompu-

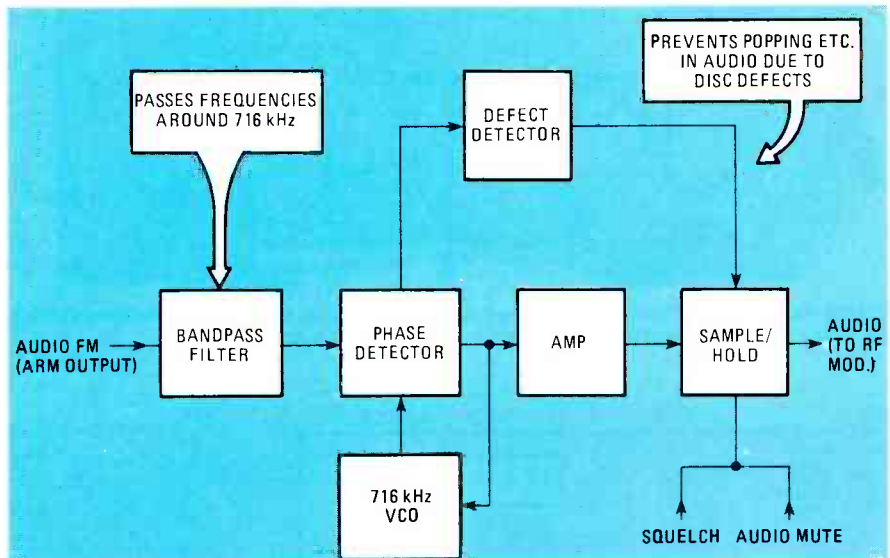


FIG. 1—AUDIO PROCESSING CIRCUITRY for the RCA videodisc player is shown in simplified block diagram form here. The defect detector is an audio circuit you've never seen before.

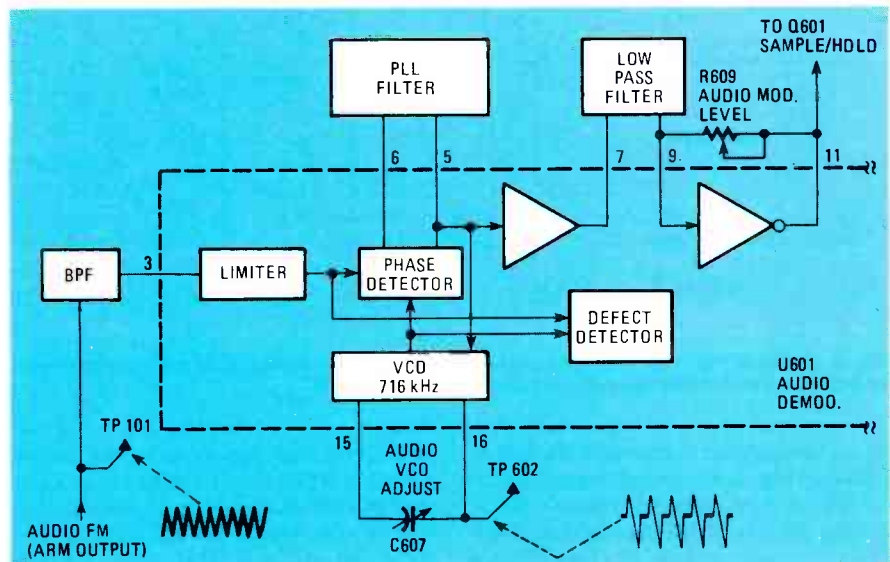



FIG. 2—AUDIO DEMODULATOR OPERATION is shown in this block diagram. Note that audio appears on a 716-kHz FM carrier. The bandpass filter rejects all other signals.



STF100 PLAYER WITH TURNTABLE removed. It tends to look a lot like the inside of a record player because it is just that. Only difference is that the records this plays are video discs.

whenever the stylus is removed from the disc.

### System control

Overall operation of the RCA videodisc player is supervised by a microprocessor. It is powered by a 5 VDC supply and runs at a 1.53-MHz clock frequency. It sequences all operations of the videodisc player and controls various discrete circuits within the player though its several output ports. The audio muting discussed just a few paragraphs ago is one example.

Some of the functions that the microprocessor controls include:

1. Not Audio Mute
2. Not Stylus Kick
3. Forward
4. Motor Stop
5. Stylus Up
6. Not Defect Exit

In addition, the microprocessor controls the sequence of events when the player is first turned on. For example, when the power is first turned on, timing components allow enough time for all of the power supplies to stabilize. The microcomputer also resets to insure that all output lines are in a predetermined status following the initial application of power.

In this initial state the microcomputer stays in its LOAD state until it has detected that the user has inserted a disc into the player.

Then the microcomputer switches to the RAPID ACCESS mode for two seconds. This insures that the pickup arm is at the beginning of the disc program. After an additional 4-second delay that gives the turntable a total of six seconds to come to full speed, the microcomputer orders the stylus lowered onto the disc. The pickup arm assembly now begins sensing the recorded information which is processed by the signal processing circuits. Until a "good" signal is detected, all the customer controls except for the PAUSE button are held disabled.

Once normal operation is established the customer controls can be used. These include PAUSE, which will raise the stylus from the disc and place the player in the pause mode; VISUAL SEARCH in either the FORWARD or REVERSE modes, which allows the program material to be viewed at 16 times normal speed; and RAPID ACCESS FORWARD and REVERSE, which scans the video disc at a high rate of speed to rapidly access a particular segment. During RAPID ACCESS the video display is blanked and the audio is muted.

That completes our coverage of the RCA videodisc player. There's a lot more to know about the machine. And if you're interested we suggest that you purchase a complete manual for the player from RCA. Write to Frank McCann, RCA, 600 North Sherman Drive, Indianapolis, Indiana 46201. **R-E**

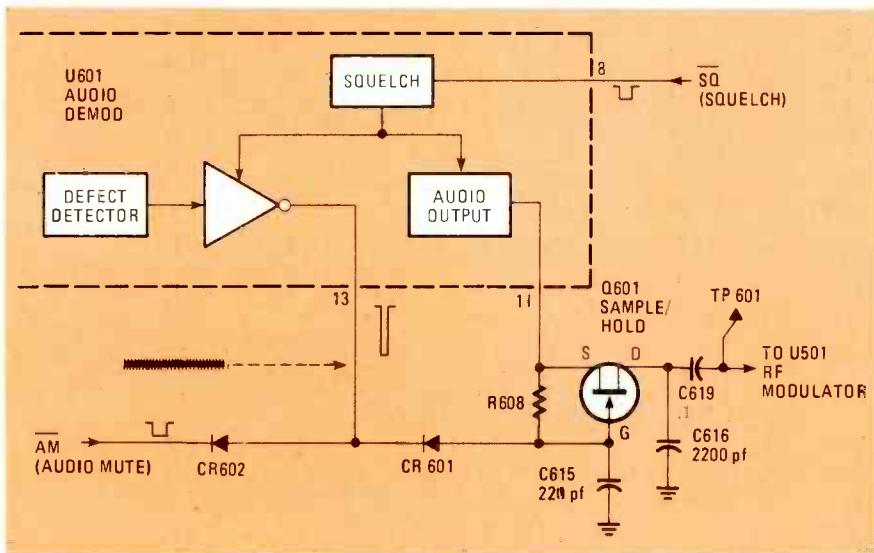


FIG. 3—AUDIO DEFECT CORRECTION and squelch circuits. They prevent pops and crackles caused by defects in the disc from appearing in the audio during playback.

ter LO. This signal is shown to the left of CR602 in Fig. 3. It forward biases CR602, which, in turn, forward biases CR601 pulling the gate of sample-and-hold FET Q601 to 0 volts or logic LO. This cuts off the flow of audio through Q601.

The audio demodulator is also muted,

whenever the player is in the PAUSE, LOAD, RAPID ACCESS FORWARD or RAPID ACCESS REVERSE modes. However, muting is obtained a bit differently. This time the NOT SQUELCH input, pin 8 of U601, is pulled LO. This prevents noise being introduced into the audio circuits

# Here's why we're Number One.

When it comes to logic probes, more people purchase Global Specialties! Because you can spend twice as much and not get the speed, precision, flexibility and accuracy offered by our four logically-priced probes—including our remarkable new 150 MHz ECL Probe. Not to mention the versatility, reliability and durability we've become famous for.

But we don't stop there. When it comes to logic testing, Global Specialties does the *complete* job. With our DP-1 auto-sensing digital signal injector—for fast, easy stimulus-response testing, at an economical \$83.00\*. Plus a line of multi-channel Logic Monitors that provide an inside picture of circuit activity at up to 40 nodes simultaneously. And each product has an ideal-filled applications manual—as well as an unmatched line of highly-functional accessories, to extend its versatility still more.

With Global Specialties, there's no need to compromise on performance. Or *value*. Discover for yourself why we're the number-one logical choice!

True multi-family performance.  
DTL, TTL, CMOS and now ECL!

Easy-to-use Memory and Pulse functions

Full readout indications—HI, LOW PULSE

Overload and AC-line-protected high-impedance input  
Linear input impedance eliminates errors due to non-uniform loading

Complete line of interchangeable probe tips and grounding wires, including easy clip, banana plug, alligator clip jumpers and variety of power cords

Compact, high-impact, human-engineered case

Interchangeable thin-profile power cords (instead of awkward, heavy or coiled cords)

Unsurpassed reliability—performance proven

All specs conservative and guaranteed

Half the price for equal (or better) performance

Circuit-powered with reverse-voltage protection



**Standard LP-1**, only \$50.00\*, with latching memory—captures pulses as fast as 50 nsec. to 10MHz, guaranteed  
**Economy LP-2**, \$28.00\*, guaranteed to 50 nsec., 1.5 MHz  
**High-speed LP-3** with memory, only \$77.00\*, guaranteed to 10 nsec (6 nsec, typical) and 50 MHz!  
**New ECL LP-4**—the new industry standard—with memory, guaranteed to 4 nsec (2 nsec, typical) at 150 MHz!

70 Fulton Terr., New Haven, CT 06509 (203) 624-3103, TWX 710-465-1227  
 OTHER OFFICES: San Francisco (415) 421-8872, TWX 910-372-7992  
 Europe: Phone Saffron-Walden 0799-21682, TLX 817477  
 Canada: Len Finkler Ltd., Downsview, Ontario

**GLOBAL SPECIALTIES CORPORATION**

Call toll-free for details  
**1-800-243-6077**  
 During business hours

\*Suggested U.S. resale Prices, specifications subject to change without notice. © Copyright 1981 Global Specialties Corporation.

CIRCLE 29 ON FREE INFORMATION CARD

# hobby corner

## A new self-study electronics course and a do-nothing circuit update.

EARL "DOC" SAVAGE, K4SDS, HOBBY EDITOR

FROM TIME TO TIME WE HAVE DISCUSSED ways to acquire a basic and/or advanced education in electronics. Every hobbyist needs a good general background on which to build. Without it, he may construct projects from magazines or kits without really understanding why or how they work. He remains a "kit builder"—unable to design circuits or even to modify his "cookbook" projects.

Recently, I had an opportunity to examine a new self-study course in electronics. If you need such a course, I can recommend *Electronics for Hobbyists*, catalog number EE-3140 from The Heath Company, Benton Harbor, MI 49022.

*Electronics for Hobbyists* consists of almost 900 pages of text in two large loose-leaf notebooks and a kit of components. The components include resistors, capacitors, diodes, transistors, LED's, integrated circuits, and coils. Also included are wire, solder, and an alignment tool. They are used to carry out the experiments in the program.

The course content is quite broad. It is divided into seven units: direct current, alternating current, active devices, electronic circuits, digital electronics, digital computers, and a survey of electronics hobbies. Each unit is divided into sections. Those sections are usually

introduction, objectives, activity guide, text-study material, experiments, and self-test.

There is only one word of caution regarding the course. The introduction states "...to perform the experiments in this program, you will need the *ET-3100* Electronic Design Experimenter... a volt-ohm meter, and an oscilloscope..." The *ET-3100* contains a solderless breadboard, pulse generator, and power supply. If you have (or have access to) those items, fine. If not, I suggest that you get an *ET-3100*. Not only will it be most helpful in the course, but it will be very useful long after you have finished the program.

The other two "requirements" are a different matter. Certainly, you already have a volt-ohm meter. You just can't get along in electronics without one. It doesn't have to be expensive or fancy—even a simple analog meter will do fine. On the other hand, an oscilloscope is helpful but not essential to the course. Perhaps, though, you can borrow one for a short time when you need it for the experiments.

As you can see, *Electronics for Hobbyists* is a very thorough course. The author and publisher have done about all they can to make it valuable. The rest is up to you. If you simply read through the course, you will get some-

thing (but not much) from it. Study without the experiments will give you a great deal more. The maximum benefit will go to those who conscientiously follow the full program.

If you are a "kit builder" only, get into this (or another good) course. You will find that your effort will produce great dividends in increased competence and pleasure as you pursue your hobby.

### Seeds of imagination

I do appreciate your entries in the "Idiot Box Contest" mentioned in the December "Hobby Corner" (December 1980 issue of *Radio-Electronics*). It seems that many of you have built or are building, an idiot box (by whatever name) for your children or others. You have sent in some great circuits and I have already started building a modern version of my old box for my grandchild. (By the time you read this, I'll have two of them!)

The contest is still running. First, send me your circuit; then get started on your own idiot box.

You will appreciate this observation from Michael Lacefield of Metairie, LA: "The Idiot Box will contain the soil in which the seeds of imagination can grow." Now, what greater reason could you want for building one?

Phil Albro of Gary, NC sent this neat circuit (Fig. 1). It is low-cost and simple, yet effective. Here is Phil's description of its operation:

"You will recognize IC2 as a typical 555 astable multivibrator driving a small speaker. IC1 alternately switches capacitor C1—in parallel with C2—into and out of the circuit, causing the tone from the speaker to warble. IC3, set up as a timed interrupter by holding pin four of IC2 high for about 12 seconds and then low for about the same length of time, causes the warbling tone to be on for 12 seconds and off for 12 seconds alternately."

Phil points out that you can jazz up this little device by replacing any or all of the starred resistors with potentiometers. That gives the double advantage of providing sound variations and more controls to "play with."

Thanks for sharing the circuit, Phil. I can see why your four children enjoy it.

### Model airplanes, anyone?

Gary Wedge of Riverside, CA sent a nice letter asking for your help. He flies

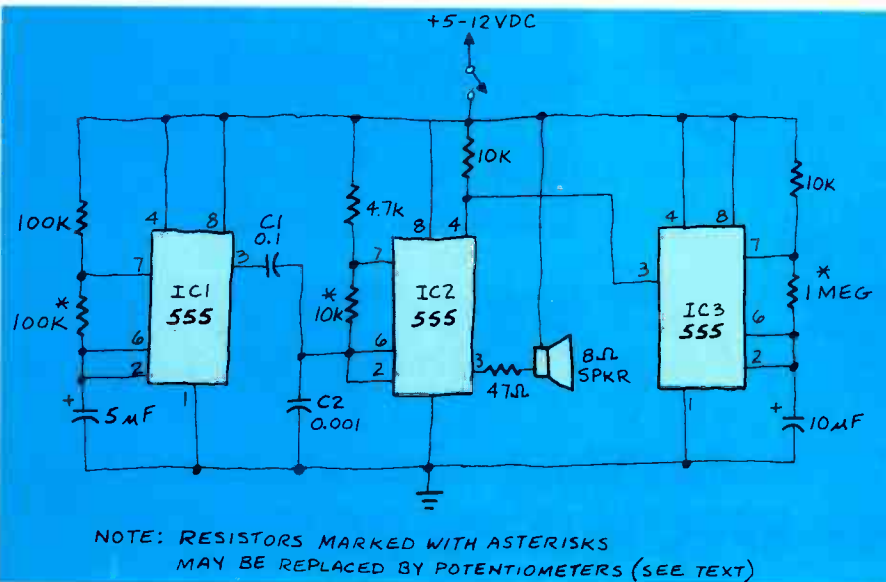


FIG. 1



# World's First and Only Solar-Powered Watch\*

Guaranteed to outperform any watch sold today...or costs you nothing!

**The Sunwatch; acclaimed as the most accurate, most versatile, most rugged watch ever made.**

**These features make all other watches obsolete:**

- Clearly visible by day or night
- Natural side-view window simplifies reading
- 100% solar-powered, you never replace batteries
- No resetting of calendar, not even in leap years

#### Space age accuracy

Now you'll never worry about accuracy again. Because the Sunwatch will keep you on time for the rest of your life. (Accurate to within 1 sec. per month.)

#### Solar age efficiency

Miniature solar cells automatically convert sunlight, daylight or ordinary bulb light into usable energy for storage. The solar cells last virtually forever. So you'll never replace a watch battery again.

#### Programmed for over a century

The built-in computer on a chip will always display the correct time date and month. Also, it automatically adjusts the watch calendar for long and short months, leap years and it's programmed until the year 2100!

#### Easy to read

The natural side-view display lets you tell the time, day and date without twisting your arm into an uncomfortable position.

#### Numbers always visible

Four varying light intensities are built into the viewing display, allowing the Sunwatch to adjust automatically to any light. This means you can always read it, even in the brightest sunlight.

#### 10 Display functions

The Sunwatch is capable of displaying the following information: hours • minutes • seconds • months • date • day • leap year • speed calibration • AM/PM indicator • seconds count-off.

#### Extreme accuracy

Unlike other electronic watches using tuned crystals to control timing accuracy, the Sunwatch incorporates a unique, programmable, microcircuit synthesizer to make it the first watch in history that is accurate to less than 1 second per month. That's 5 times more accurate than the latest quartz Accutron.

#### The Power Source

Tiny silicon power cells, which are constantly being energized by natural sunlight, daylight or an ordinary light bulb keep the Sunwatch energy storage system charged. Should the watch not be exposed to light, it will continue to operate for months on stored power.

#### The most indestructible watch in the world

The workings of the watch: solar panels, energy cells, quartz crystal, computer on a chip, etc., are all permanently sealed in a Lexan module. This module is so unique it's protected by U.S. and foreign patents.

#### Completely waterproof

Leave the Sunwatch in salt water for months. Dive with it in depths up to 750 feet. There are no openings — magnetic slide bars activate all functions. With Sunwatch's exclusive, permanently sealed Lexan module, there are no 'O' rings or seals to leak.



STAINLESS STEEL CASE



SEALED MICRO ELECTRONIC MODULE

(NO OPENINGS OF ANY KIND)

CONTAINING: SOLAR CELLS POWER STORAGE SYSTEM VISUAL DISPLAY & EXCLUSIVE SUNWATCH MICRO-CIRCUIT MAGNETIC SENSORS

MAGNETIC SLIDE SWITCHES

#### Shock resistant to 25,000 G's

You can crash it into a rug-surfaced brick wall at 90 mph with no noticeable effect. Wear it while doing heavy work, exercise or any strenuous activity.

#### Temperature resistant

Put the Sunwatch in boiling water for 30 minutes, freeze it in a block of ice for a year. Extreme temperatures will not damage your Sunwatch.

#### Pressure resistant

There are no air spaces inside the Sunwatch. Therefore, it is not susceptible to high pressures such as might be encountered diving to great depths.

#### The perfect watch for a lifetime

Imagine split-second accuracy for the rest of your life. Sunwatch is a virtually indestructible, beautifully styled, space-age timepiece, and it's available in three exciting finishes: Brushed stainless steel, Gold tone stainless steel, or a Durable black finish on stainless steel. All Sunwatches come with a matching stainless steel band with removable links and adjustable clasp.

#### Made in the United States

The Sunwatch, designed by Roger Riehl, was being worn by its inventor nearly a year before the first electronic digital watch was even available to the general public. Since that time constant engineering evaluations and design improvements have been made on the Sunwatch to incorporate the latest in digital micro-circuit and solar power technology. Thus the Sunwatch today represents state-of-the-art electronics technology. It is built to the same rigid standards practiced by the manufacturer in creating sophisticated computer micro-circuits for the U. S. Government and other major users of these components.

#### \* A word about other "Solar Watches"

Roger Riehl, designer of the Sunwatch, states that there is no other completely solar powered watch on the market today. Claims of solar power by other watch manufacturers are based on the use of a small solar cell. Due to their limited size, these cells can be proven, in technical terms, to be of virtually no significant value in extending the life of a watch battery. For this reason, all other so-called "solar watches" must have replaceable batteries. The Sunwatch's power storage system, however, need never be changed and is, in fact, permanently sealed to withstand abuse and the elements.

#### Unique and memorable gift

Available in a special gift box (see order form) the Sunwatch makes an ideal gift for special holidays, birthdays, graduation, Father's Day, etc. Perfect for business people, commuters, teachers, athletes and sportsmen, who require split second accuracy.

#### Free custom engraving

At your request, each Sunwatch will be hand-engraved with the name you specify.

#### Limited Warranty is your protection

The Sunwatch is covered by a 2 year limited warranty issued by Riehl Time Corporation (manufacturers of the prestigious Synchrona 2100) and included with your watch. A copy of the warranty may also be obtained free of charge by writing to Riehl Time Corp., 53 S. Jefferson Rd., Whippany, NJ 07981. This warranty gives you specific legal rights, and you may have other rights which vary from state to state.

#### 15 Day no risk trial offer

Order your Sunwatch today and use it for 15 days. Then, if you are not completely satisfied return it for full money back.

#### CREDIT CARD ORDERS CALL

**TOLL FREE 800-228-2626**

**Neb. Residents Call 800-642-8777**

**OR MAIL THIS NO RISK COUPON**

#### RIEHL TIME CORP.

53 S. Jefferson Rd., Dept. 16, Whippany, NJ 07981.

#### Please send me:

- \_\_\_\_\_ Brushed Stainless Steel Sunwatches at \$139.95 each.
- \_\_\_\_\_ Black Finish on Stainless Steel Sunwatches at \$159.95 each.
- \_\_\_\_\_ Gold Tone Stainless Steel Case Sunwatches at \$159.95 each.
- \_\_\_\_\_ 24 Hour (Military Time) \$10.00 Additional.
- \_\_\_\_\_ Gift Boxes at \$4.95 each.

Please add \$3.95 per watch shipping and insurance. Enclosed is \$\_\_\_\_\_ Check or Money Order (N.J. Residents add appropriate sales tax)

#### CHARGE IT! (Check One)

Master Card  VISA (BankAmericard)

Credit Card# \_\_\_\_\_ Bank# \_\_\_\_\_

Issue Date \_\_\_\_\_ Exp. Date \_\_\_\_\_

Signature \_\_\_\_\_

Name to be engraved \_\_\_\_\_

Name \_\_\_\_\_

Address \_\_\_\_\_

City/State Zip \_\_\_\_\_

model airplanes and needs a circuit to supply power to the engine glow plug on start-up.

Apparently, the common practice is to use a resistor to drop the commonly available 12-volts DC to 1.5-volts DC for the plug. I agree that the resistor approach is wasteful. Surely, there is a better way—perhaps a heavy-duty switching circuit to give the heating equivalent of 1.5-volts DC.

I don't know what current is required by the plug. Gary indicates that it is 4 amperes maximum. That may be, but I can't believe that tiny plug takes anywhere near 4 amps. Those of you who use them can fill us in on that. There is one additional circuit requirement: it must be short-circuit protected for those times when the clip slips off the plug.

Let's hear from you model flyers. We need some help for Gary and some know-how for the rest of us.

#### New board holder

PanaVise, the makers of that terrific line of vises and circuit-board holders, has done it again. Their new *model 333* is called a "rapid-assembly circuit-board holder." The business end of the *model 333* has the familiar spring-loaded adjustable holder arms that work so well. The new thing here is the way it is mounted (see Fig. 2).




FIG. 2

The holder itself is supported on a heavy cast-iron base. The mount features both rotating and vertical adjustments with a wide variety of locking positions. Because both adjustments are spring loaded, you can change the board position very quickly with one hand and keep right on soldering.

If you are still looking for a PCB holder or are looking for a better one, check the *model 333*. See your local distributor/dealer or contact PanaVise, 2850 29th Street, Long Beach, CA 90806. R-E

This publication is available in microform.

University Microfilms International

300 North Zeeb Road, Dept. PK, Ann Arbor, MI 48106 USA

#### \$60 MODEM

*continued on page 42*

stall these jumpers: D to I and B to J. This option makes E6 the RX DATA output and E7 the TX DATA input.

The microphone should be connected using shielded cable. Solder the shield to the microphone case. Do not install the microphone or speaker in the enclosure until testing is finished. When you solder the center conductor to the positive terminal of the microphone, use extreme care. The microphones are easily damaged. Do not dent the front shield or twist the positive-terminal solder pad. On the board end, the center conductor is connected to E2; the shield to ground. Finish by jumpering E1 to ground and install the crystal.

Connect the speaker—one end to ground and the other to E3. Referring to Fig. 10, install a DPDT switch, S1, so that it switches as shown. That connection will be changed after testing to match the schematic. If you use a slide switch, be certain that it does not momentarily short both positions during switching. Attach leads to the power supply pads to allow testing. None of the IC's should have been installed yet.

Next month we'll show you how to test and troubleshoot the modem. We'll also show you an enclosure for the unit that includes an acoustic coupler that is made from some very common materials. R-E

**HICKOK**  
the value innovator




Model 333  
Model 331

## DMM + Vari-Pitch + Logi-Trax = MX-333 World's Fastest Troubleshooter

- 0.1% Basic Accuracy
- LCD Display In Unique Wide Vue Case
- Uses Single 9V Battery
- Compact Size. Rugged Construction
- Overload Protection
- Exclusive VARI-PITCH Audible Output (MX333)
- Fast LOGI-TRAK Logic Function (MX333)
- 20Ω Range (MX333)

... plus these popular sellers in stock and available for immediate delivery.



#### Compact Video Generator

- Video output for VTR, CCTV and monitor applications
- Adjustable RF, channel 2-4
- 11 rock stable patterns • 10 step gray scale staircase • 3 bar and 10 bar gated rainbows
- Adjustable chroma levels (0-150%) • Crystal controlled chroma and timing oscillators for stability from 20° to 125°
- Rugged high impact thermoplastic case and protective cover.


Model 240



#### Pocket Semiconductor Analyzer

- Automatic, "hands-off" operation — frees both hands for troubleshooting.
- Instant GOOD-BAD analysis — including LEAKAGE — of NPN's, PNP's, FET's, diodes & SCR's, in or out-of-circuit.
- Rugged, all solid state — no moving parts • Compact polypropylene case. • Will not damage transistors, diodes, or circuits under test. • Powered by 2 std. 9 V batteries (not inc.)

Model 216



#### LCD Digital Multimeter

- Automatic polarity, zero and overrange indication
- Easy-to-read 1 1/2" high LCD display
- 1 1/2 year battery life in typical use
- 12 oz. including 9V battery
- Withstands 4 ft. drop without loss of accuracy
- Automatic decimal point, built in low battery indicator, diode and transistor testing capability (LX304 only)

LX 304 LX 303

Order with Confidence and get the Fordham Advantage!

Call for our prices **TOLL FREE**  
**(800) 645-9518**  
in N.Y. State call (516) 752-0050

**FORDHAM**

855 Conklin St. Farmingdale, N.Y. 11735



- Master Charge
- BankAmericard
- VISA • COD
- Money Order
- Check
- COD's extra

# Why use their flexible discs:

Ampex, Athana, BASF, Caelus, Control Data, Dyan, IBM, Inmac, K-Line, Maxell, Nashua, Scotch, Shugart, Syncom, 3M, Verbatim or Wabash

when you could be using

# MEMOREX

for as low as \$1.99 each?

Find the flexible disc you're now using on our cross reference list... then write down the equivalent Memorex part number you should be ordering.

Product Family	Product Description	Memorex Part Number (1201)	CE quant. 100 price per disc (\$)	Ampex	Athana	BASF	Caelus	Dyan	IBM	K-Line	Maxell	Nashua	Scotch 3M	Shugart	Syncom	Verbatim	Wabash	Inmac	Control Data
Flexible Disc 1s	IBM Compatible 128 B/S 26 sectors	3050	2.19	SFD-11110	473071	54328	CM-F11	800508	2305830	40013	FD1-128	FD-1	740-0	S/A-100	15002	FD34-1000	F111111X	7870-K	421602
	IBM Compatible 128 B/S 26 sectors w/ W.P.N.	3052	2.24	---	---	---	---	---	---	---	---	---	740-0	---	---	---	---	---	---
	IBM Compatible 128 B/S 26 sectors w/ Hub Ring	3054	2.55	---	---	---	---	---	---	---	---	---	---	---	---	---	---	---	---
	Single-Headed Drives	1729	3.35	SFD-13110	473072	54331	---	---	---	40015	---	FD-2	740-7-0	---	15150	FF34-2000	F121111X	7860-K	---
	Single-Density Media	3066	2.19	---	473077	54561	---	800509	1669959	40014	---	---	740-0-088	---	15003	FD60-1000	F131111X	---	---
	IBM Compatible 128 B/S 15 sectors	3109	2.19	SFD-111210	473073	---	---	800584	2305845	40040	---	---	---	---	15005	FD36-1000	F132111X	7869-K	---
	IBM Compatible 1512 B/S 8 sectors	3110	2.19	---	473074	---	---	800585	1669954	40044	---	---	---	---	15025	FD32-1000	---	7890-K	421322
	Shugart Compatible 32 hard sector	3015	2.19	SFD-211010	470901	53802	CM-F21	10171	---	40016	---	FM1-32	FD-132	740-32	S/A-101	---	---	---	---
	Shugart Compatible 32 hard sector REVERSIBLE	3076	3.35	SFD-213010	---	---	---	---	---	40017	---	---	---	740-3-32	---	15151	FF32-2000	---	7860-K
	Wang Compatible 32 hard sector w/ Hub Ring	3087	2.50	---	---	54481	---	---	---	---	---	---	---	740-32RW	---	---	---	---	---
CRT 8000 Compatible	3045	2.79	---	---	---	---	---	---	---	---	---	---	---	---	15226	---	---	---	
Flexible Disc 1d	IBM Compatible 128 B/S 26 sectors	3090	2.95	SFD-421010	474071	54568	---	3740-10	---	40047	FD1-128-M2100	FD-10	741-0	---	---	FD34-8000	F131111X	7857-K	423002
	Soft Sector 128 B/S 26 sectors REVERSIBLE	3093	3.99	---	---	---	---	---	---	---	---	---	---	---	---	---	---	---	---
	Shugart Compatible 32 hard sector	3091	2.95	SFD-221010	470901	54568	---	101-10	---	40024	FM1-32D	---	741-32	S/A-103	15075	FD32-8000	F33A410X	7887-K	423322
	Shugart Compatible 32 hard sector REVERSIBLE	3094	3.99	---	---	---	---	---	---	---	---	---	---	---	---	---	---	---	---
	Wang Compatible 32 hard sector w/ Hub Ring	3088	3.20	---	---	---	---	---	---	---	---	---	---	---	---	---	---	---	---
Flexible Disc 2s	Soft Sector (Unformatted)	3101	3.84	---	---	---	---	---	---	---	---	---	---	---	---	---	---	---	---
	Soft Sector 128 B/S 26 sectors	3113	3.84	---	---	54428	---	800814	1766870	---	---	---	---	S/A-150	15153	FD10-4028	F121111X	---	---
	Soft Sector 128 B/S 15 sectors	3106	3.84	---	473427	54278	---	800815	2738700	40043	FD2-256D	---	742-0	---	15154	FD10-4015	F122111X	7856-K	424612
Flexible Disc 2d	Soft Sector (Unformatted)	3102	3.49	---	473485	---	---	D1150	---	40028	FD2-256D	FD-20	743-0	---	15103	DD34-4001	---	---	425002
	Soft Sector 128 B/S 26 sectors	3115	3.49	---	---	---	---	---	---	---	---	---	---	S/A-150	---	---	---	---	---
	Soft Sector 128 B/S 15 sectors	3103	3.49	---	473471	54325	---	800817	1766872	40019	FD2-256D	---	743-0/256	---	15101	DD34-4026	F144111X	7856-K	425602
	Soft Sector 128 B/S 15 sectors	3114	3.49	---	473472	54479	---	800818	1669244	40020	---	---	743-0-512	---	15100	DD34-4018	F145111X	---	425612
	Soft Sector 1024 B/S 8 sectors	3104	3.49	---	473473	54485	---	800819	1669245	40029	---	---	743-0-1024	---	15102	DD34-4008	F147111X	7859-K	425622
	32 Hard Sector	3105	3.49	SFD-321010	470951	---	---	101-20	---	40021	FM2-32D	---	743-32	S/A-151	15125	DD32-4000	F34A411X	7861-K	425322
	Runlength 8-80 Compatible 32 Hard Sector	3292	3.49	---	---	---	---	---	---	---	---	---	---	---	---	---	---	---	---
Soft Sector 1024 B/S 8 sectors w/ Hub Ring	3116	3.75	---	---	---	---	---	---	---	---	---	---	---	---	---	---	---	---	
Flexible Disc FD	Memorex 801 or Edge Drive Compatible	3071/2003	2.95	---	470851	---	CM-F31	FDIV	---	40002	---	FD-185	911-0	---	15026	FD85-1000	F61A111X	7910	---
	Soft Sector (Unformatted)	3401	1.99	---	475001	54256	---	104-11	---	40500	MD1	MD-1	744-0	S/A-104	15300	MD525-01	M1A211X	7997	441002
Mini Flexible Disc 1s	5 - Single-Headed Drives	3403	1.99	---	475010	54257	---	107-11	---	40501	---	MD-110	744-10	S/A-107	15326	MD525-10	M4A211X	7998	441102
	16 Hard Sector	3405	1.99	---	475018	54258	---	105-11	---	40502	MH1	MD-118	744-18	S/A-105	15328	MD525-18	M5A211X	7999	441182
	Soft Sector (Unformatted) w/ Hub Ring	3431	2.19	---	---	---	---	---	---	---	---	---	---	---	---	---	---	---	---
	10 Hard Sector w/ Hub Ring	3433	2.19	---	---	---	---	---	---	---	---	---	---	---	---	---	---	---	---
	16 Hard Sector w/ Hub Ring	3435	2.19	---	---	---	---	---	---	---	---	---	---	---	---	---	---	---	---
Mini Flexible Disc 1d	Soft Sector	3417	2.24	---	---	54648	---	104-10	---	---	---	---	---	---	---	---	---	---	---
	10 Hard Sector	3418	2.24	---	---	54649	---	107-10	---	---	---	---	---	---	---	---	---	---	---
	16 Hard Sector	3419	2.24	---	---	54652	---	105-10	---	---	---	---	---	---	---	---	---	---	---
Mini Flexible Disc 2d	Soft Sector	3421	2.74	---	---	54624	---	104-20	---	---	MD2-D	---	745-0	S/A-154	---	---	---	---	---
	10 Hard Sector	3423	2.74	---	---	54627	---	107-20	---	---	---	---	745-10	S/A-157	---	---	MD550-10	---	---
	16 Hard Sector	3425	2.74	---	---	54630	---	105-20	---	---	MH2-D	---	745-16	S/A-155	---	---	MD550-16	---	---

## Memorex Flexible Discs...The Ultimate in Memory Excellence

**Quality**  
Memorex means quality products that you can depend on. Quality control at Memorex means starting with the best materials available. Continual surveillance throughout the entire manufacturing process. The benefit of Memorex's years of experience in magnetic media production, resulting, for instance, in proprietary coating formulations. The most sophisticated testing procedures you'll find anywhere in the business.


**100 Percent Error Free**  
Each and every Memorex Flexible Disc is certified to be 100 percent error free. Each track of each flexible disc is tested, individually, to Memorex's stringent standards of excellence. They test signal amplitude, resolution, low-pass modulation, overwrite, missing pulse error and extra pulse error. They are torque-tested, and competitively tested on drives available from almost every major drive manufacturer in the industry including drives that Memorex manufactures. Rigid quality audits are built into every step of the manufacturing process and stringent testing result in a standard of excellence that assures you, our customer, of a quality product designed for increased data reliability and consistent top performance.

**Customer-Oriented Packaging**  
Memorex's commitment to excellence does not stop with a quality product. They are proud of their flexible discs and they package them with pride. Both their packaging and their labeling have been designed with your ease of identification and use in mind. The desk-top box containing ten discs is convenient for filing and storage. Both box labels and jacket labels provide full information on compatibility, density, sectoring, and record length. Envelopes with multi-language care and handling instructions and color-coded removable labels are included. A write-protect feature is available to provide data security.

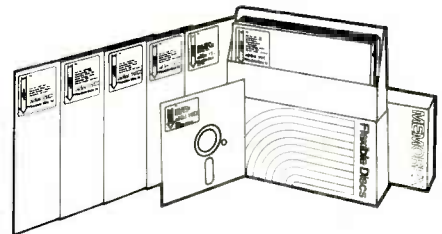
**Full One Year Warranty — Your Assurance of Quality**  
Memorex Flexible Discs will be replaced free of charge by Memorex if they are found to be defective in materials or workmanship within one year of the date of purchase. Other than replacement, Memorex will not be responsible for any damages or losses (including consequential damages) caused by the use of Memorex Flexible Discs.

**Quantity Discounts Available**  
Memorex Flexible Discs are packed 10 discs to a carton and 10 cartons to a case. Please order only in increments of 100 units for quantity 100 pricing. We are also willing to accommodate your smaller orders. Quantities less than 100 units are available in increments of 10 units at a 10% surcharge. Quantity discounts are also available. Order 500 or more discs at the same time and deduct 1%, 1,000 or more saves you 2%, 2,000 or more saves you 3%, 5,000 or more saves you 5%, 10,000 or more saves you 7%, 25,000 or more saves you 8%, 50,000 or more saves you 9% and 100,000 or more discs earns you a 10% discount off our best low quantity 100 price. Almost all Memorex Flexible Discs are immediately available from CE. Our warehouse facilities are equipped to help us get you the quality product you need, when you need it. If you need further assistance to find the flexible disc that's right for you, call the Memorex compatibility hotline. Dial 800-538-8080 and ask for the flexible disc hotline extension 0997. In California dial 800-672-3525 extension 0997.

**Buy with Confidence**  
To get the fastest delivery from CE of your Memorex Flexible Discs, send or phone your order directly to our Computer Products Division. Be sure to calculate your price using the CE prices in this ad. Michigan residents please add 4% sales tax. Written purchase orders are accepted from approved government agencies and most well rated firms at a 10% surcharge for net 10 billing. All sales are subject to availability. All sales are final. Prices, terms and specifications are subject to change without notice. Out of stock items will be placed on backorder automatically unless CE is instructed differently. International orders are invited with a \$20.00 surcharge for special handling in addition to shipping charges. All shipments are F.O.B. Ann Arbor, Michigan. No COD's please. Non-certified and foreign checks require bank clearance.  
Mail orders to: Communications Electronics, Box 1002, Ann Arbor, Michigan 48106 U.S.A. Add \$8.00 per case or partial-case of 100 8-inch discs or \$6.00 per case of 100 5 1/4-inch mini-discs for U.P.S. ground shipping and handling in the continental U.S.A. If you have a Master Charge or Visa card, you may call anytime and place a credit card order. Order toll-free in the United States. Call anytime 800-521-4414. If you are outside the U.S. or in Michigan, dial 313-994-4444. Dealer inquiries invited. All order lines at Communications Electronics are staffed 24 hours.  
Copyright ©1981 Communications Electronics



Order Toll-Free!  
(800) 521-4414



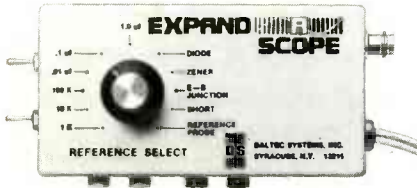
For Data Reliability—Memorex Flexible Discs

**COMMUNICATIONS ELECTRONICS™**  
Computer Products Division

854 Phoenix □ Box 1002 □ Ann Arbor, Michigan 48106 U.S.A.  
Call TOLL-FREE (800) 521-4414 or outside U.S.A. (313) 994-4444

# new products

**OSCILLOSCOPE ACCESSORY**, the *Expand-A-Scope*, allows the user to match and identify "unknown" component values quickly with "known" reference standards by a visual "curve-trace" comparison on the CRT.



**CIRCLE 151 ON FREE INFORMATION CARD**

The *Expand-A-Scope* connects to the horizontal and vertical inputs of an oscilloscope, and provides nine reference standards, against which the traces of unidentified resistors, capacitors, diodes, Zener diodes, emitter-base junctions, and short and open circuit conditions can be tested. Externally-connected components, circuit boards, and finished electronic assemblies can also be comparison-tested. An audible tone is provided for tracing circuits. A safe current-limited (5 mA maximum) test voltage is applied when testing, comparing, and "curve-tracing" components and circuits.

The *Expand-A-Scope* is priced at \$250.00—**Dallec Systems, Inc.**, PO Box 157, Onondaga Branch, Syracuse, NY 13215.

**AUDIO MULTIMETER**, the *Bulgin Soundex*, is a multi-purpose instrument suitable for line-testing and listening, peak-program metering, amplifying microphone signals, calibrating peak-program monitors, bench testing, and various other audio functions.

It combines a switched gain amplifier with 400-volt instrumentation input and a full-specification peak program meter, capable of audio program-level measurements down to -72 dB with 0.1 dB accuracy at center scale, as far as -50 dB. Amplifier input is fully protected to 400 volts, isolated and balanced to prevent grounding when

connected to a multiple-jack device. The 50-ohm impedance has sufficient power to drive headphones. Gain-settings are achieved by eight pushbuttons on the front panel.

Power is supplied by internal rechargeable batteries, with a built-in AC converter/charger for bench use. The instrument measures 7 X 8½ X 2½ inches and is enclosed in a tough plastic case, with an optional carrying case available for field use. The *Bulgin Soundex* Audio Multimeter is priced at \$490.00.—**H. R. Kirkland Company**, 8 King Street, Morristown, NJ 07960.

**ENERGY-MANAGEMENT SYSTEMS REGULATORS**, models 5700 and 1600 are master-control systems that save energy in the home or in business. The unit plugs into a wall outlet and transmits command signals to remote-control modules. A pressure-sensitive touch pad, plus a set of switches, allows the user to control any light or appliance in the house from the comfort of one's desk, bed, favorite chair, or whatever.

The regulator can turn off the water heater during the night or when the house is unoccupied, prepare hot coffee, dim lamps to 55%, 30%, or 5% brightness, and turn off TV's or lights accidentally left on. As a security measure, it can stand guard by turning lights on or off, even playing the stereo and TV. Weekend commands can be scheduled different from weekdays, to further confuse potential intruders. If an intrusion is



**CIRCLE 152 ON FREE INFORMATION CARD**



## ROBOTS The New Industrial Revolution

Intelligent machines are rapidly appearing in factories, offices, homes, and automobiles. The face of the industrialized world is changing. Vast opportunities exist for those with a knowledge of this explosive field. **Robotics Age** will bring you the latest developments in all aspects of Robotics and Machine Intelligence. From introductory and non-technical survey articles to the latest state-of-the-art in hardware and software design. You will find articles on sensors and perception, computer reasoning and robot control, industrial robot applications and amateur robotics—as well as related new products, book reviews and technical abstracts.

**YES!** I want to stay up-to-date on this fascinating new technology!

Name \_\_\_\_\_ Title \_\_\_\_\_

Company \_\_\_\_\_ Address \_\_\_\_\_

City \_\_\_\_\_ State/Province/Country \_\_\_\_\_ Postal Code \_\_\_\_\_

	United States	Canada Mexico*	Foreign Rates*
<input type="checkbox"/> 1 year (6 issues)	\$15	\$17	\$19
<input type="checkbox"/> 2 years (12 issues)	\$28	\$32	\$36
<input type="checkbox"/> 3 years (18 issues)	\$39	\$45	\$51

\*US Funds on US Bank  
 Bill VISA  MasterCard  Bill me (N America only)

Card Number \_\_\_\_\_ Expires \_\_\_\_\_

Signature \_\_\_\_\_

Send to: **ROBOTICS AGE**, PO Box 372, Tujunga, California 91042

**CIRCLE 59 ON FREE INFORMATION CARD**

## PRINTED CIRCUIT KITS MAKE CARDS QUICKLY



**ONLY Vector kits contain:**

- Positive photo-resist coated AND uncoated copper laminate—no messy photo-reversal—no spraying, dipping, or baking.
- 4 types of art aids: rub transfers, ink, tape, cut and peel—use 1 or all.
- 1:1 circuit art rub transfers—IC sets, pads, lines, connectors, symbols, letters, and numbers.
- Everything included—just add water and sunlamp or bright sunshine.
- Liquid etchant and developer—no dry chemical mixing problems. AND
- Process choices—make circuit on copper and etch for 1 card. Make circuit on film, expose, develop and etch for 1 or many cards.

**ART AIDS** + mylar film + sunlamp + developer & etchant = 1 or many PC's  
+ card + etchant = 1PC

**32XA-1 kit makes 7 PC cards. \$28.00. 32X-1 starter kit makes 2 cards. \$11.50**  
If not available locally factory order-include \$3.00 shipping, U.S. only.  
**Vector Electronic Co., 12460 Gladstone Av., Sylmar, CA 91342**  
510177

**CIRCLE 24 ON FREE INFORMATION CARD**

attempted when the owner is at home, the user need only flip a switch to turn all the lights on, sound sirens, or turn on the TV.

The *model 5700* controls up to 100 lights and appliances per house code. It has a 57 time-command capability, and is fully programmable for daily, weekday, or weekend cycles. Features include: all-module control, digital clock, auto/standby switch, audible tone messages, normal/alert switch that controls lamp and appliances modules, and normal/program switch.



**CIRCLE 153 ON FREE INFORMATION CARD**

The *model 1600* controls up to 100 lights and appliances per house code. Its features include: auto/standby switch, digital clock, program review, and alert switch to turn on all lamps instantly. It has manual or automatic operation, and 16 time commands.

The *model 5700* is priced at \$299.95; the *model 1600* costs \$149.95.—**Regency Electronics**, 7707 Records Street, Indianapolis, IN 46226.

**DISTRIBUTION AMPLIFIERS**, *models 10G501, 10G502* are high-quality, high-output devices for small- to medium-size master-antenna TV installations. Applications include motel, apartment, hospital, school, store display, and deluxe home



**CIRCLE 154 ON FREE INFORMATION CARD**

installations. The units distribute strong, high-quality, low-noise TV signals to up to 50 multiple

receivers, depending upon local conditions.

The *model 10G501* covers frequency ranges of 54-88 MHz/174-216 MHz VHF, and 470-890 MHz UHF with a minimum gain of 15 dB VHF and 16 dB UHF. The output per channel is 46 dBmV UHF.

The *model 10G502* covers frequency ranges of 54-88 MHz/120-280 MHz VHF and 470-810 MHz UHF with a minimum gain of 25 dB VHF and UHF. Output per channel is 49 dBmV VHF and 46 dBmV UHF. This model includes the CATV mid-band and superband channels.

Both units are compact—6 × 5½ × 2 inches—and can be used with an existing RCA preamplifier to provide greater gain for fringe areas; both are supplied with 75 ohm (F-connector) single input and single output.

The *model 10G501* is priced at \$65.00; the *model 10G502* costs \$98.00. **RCA**, Distributor and Special Products Division, 2000 Clements Bridge Road, Deptford, NJ 08096. **R-E**

**ADVANCE IS PROUD TO INTRODUCE the KEITHLEY Line of High Quality Digital Multimeters Featuring The New 130 Hand-Held DMM**



**Rugged DMMs from Keithley** — all feature large, bright LCD display, easy-to-use rotary switches, externally accessible battery and fuse, 10A current range, diode test capability, low battery indicator, cushioned components.

**Model 131.** Similar to Model 130, with increased accuracy... **\$134**

**Model 130.** Our most popular model, the price/performance champ... **\$115**

**Model 135.** First 4½-digit DMM with hand-held convenience... **\$219**

MODEL	ACCURACY					SENSITIVITY				
	DCV	DCA	ACV	ACA	Ω	DCV	DCA	ACV	ACA	Ω
130	0.5%	1%	1%	2%	0.5%	100μV	1μA	100μV	1μA	100mΩ
131	0.25%	0.75%	1%	2%	0.2%	100μV	1μA	100μV	1μA	100mΩ
135	0.05%	0.5%	1%	1.5%	0.2%	100μV	10μA	100μV	1μA	100mΩ

Case \$10.00 Shipping \$3.00

**Put Professional Knowledge and a COLLEGE DEGREE in your Electronics Career through HOME STUDY**



**Earn Your DEGREE**

No commuting to class. Study at your own pace, while continuing your present job. Learn from easy-to-understand lessons, with help from your home-study instructors whenever you need it.

In the Grantham electronics program, you first earn your A.S.E.T. degree, and then your B.S.E.T. These degrees are *accredited* by the Accrediting Commission of the National Home Study Council.

Our *free* bulletin gives full details of the home-study program, the degrees awarded, and the requirements for each degree. Write for *Bulletin R-81*.

**Grantham College of Engineering**  
2500 So. LaCienega Blvd.  
Los Angeles, California 90034

**THE TEST EQUIPMENT SPECIALISTS**  
**TOLL FREE HOT LINE**  
**800-223-0474**  
54 WEST 45th STREET, NEW YORK, N.Y. 10036 212-687-2224

**ADVANCE ELECTRONICS**

# communications corner

Here's a closer look at how those popular cordless telephones work.

HERB FRIEDMAN, COMMUNICATIONS EDITOR

IN KEEPING WITH THE GREAT CLICHES OF our time, such as "You can't tell the players without a score card," there is also "You can't fix it if you don't know how it works." So this month we'll take an even closer look at cordless telephones because they pack a lot of sophisticated hardware in what appears to be a rather mundane consumer device. In fact, the cordless telephone contains much that is borrowed from other areas of radio communications.

To refresh your memory, the cordless phone consists of two pieces: a *transponder* and a portable wireless *handset*. The transponder answers the telephone call, or processes an outgoing call, and is connected directly to the telephone line. The transponder transmits to the handset on a frequency that is nominally 1.6 MHz (the high end of the broadcast band) by feeding RF into the AC power line. The handset receives the signal through a Ferrite bar or loop antenna built into the handset. The handset transmits to the transponder on the new radio control band at 49 MHz. The modulation is NBFM (Narrow Band FM), that provides essentially noise-free reception both ways over the (approximately) 300-foot operating range.

The power line transmitting system is

exactly the same as used by many colleges for their carrier-current AM radio stations that "broadcast" to the resident dorms and instructional facilities. (Most of the college carrier-current radio stations are organized and managed just like any commercial AM radio station, the difference being that reception is limited to the area near the power lines.)

If you're not familiar with carrier-current broadcasting, you may be wondering at this point how you can pump RF into the power line without have it shorted by the nearest refrigerator, transformer, or lightbulb. A look at the transponder transmitter of the Radio Shack *ET-300*, shown in Fig. 1, will illustrate how it's done.

The basic transmitter is made up of transistors Q21, Q22, and Q23. The oscillator (Q23) is FM-modulated by variable-capacitance diode D17. Transistor Q22 is a buffer amplifier. The output amplifier, Q21, is coupled to the power line by the secondary of tank-circuit inductor L12.

Let's follow the RF output from the secondary. It flows through loading coil L11 and is coupled to the power line by capacitors C201 and C202. The capacitors allow the RF to pass from the transmitter to the power line but, be-

cause of the high reactance of the capacitors at 60 Hz, they keep the 120-volts of the power line from reaching L11 and L12. Choke T202 will pass audio frequencies, but not RF. That keeps the transmitter's signal out of the power transformer and insures that RF will not be "floating" inside the transponder, causing RF feedback. The signal goes out into the power line through the line cord. That section of the circuit is shielded, as indicated by the dashed line in Fig. 1.

It's not surprising if you think about it: Washing machines, refrigerators, light bulbs, etc., do not short circuit the RF because they appear as a high impedance to the 1.6-MHz RF. Though there are losses, the power line itself appears as a very low impedance to the transmitter, and the connected equipment appears as a moderately high impedance so that a lot of the signal gets out. The effects of line variations due to changing loads are minimized by tuning-coil L11, which matches the transmitter output to the low-impedance power line antenna. (Ordinary line cord has a nominal RF impedance of 70 ohms.)

As you might well imagine, the RF radiates from the power line. If the power line is shielded (BX cable or conduit) radiation takes place only from the unshielded sections: the line cords from the wall receptacle to the consumer equipment. Actually, BX cable shield and conduit often "float" a few ohms above true ground and some

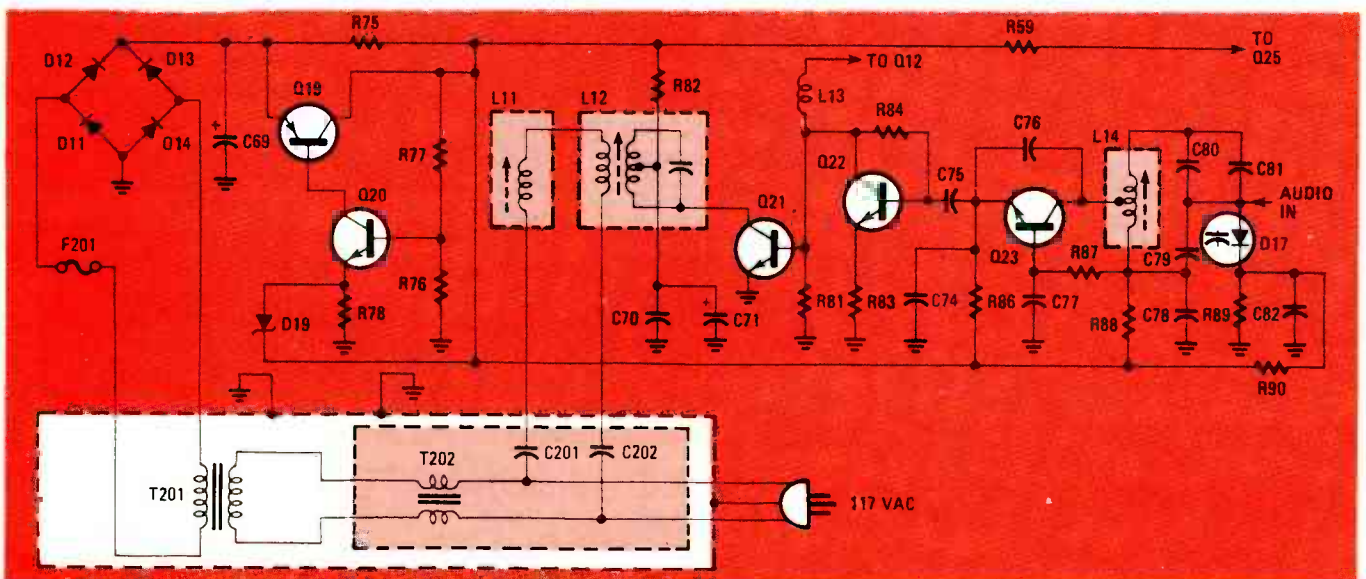


FIG. 1

# “You fix TV’s... what brand should I get?”

You’re on the spot. Any set you tell your customer about has a chance of failing sometime.

But though we’re not saying we’re perfect, we’d like you to recommend RCA. Because we’re sure your customer will love its picture performance.

**You can find the problem and repair it quickly if anything does go wrong.** Because with RCA’s unitized chassis, failures are easy to handle.

**RCA gives frequent hands-on workshops, as well as lectures.** So when failures do occur, you’ll be ready.

**RCA has more than 500 parts distributors nationwide.** We have this large network because we don’t want you to have to wait too long for parts.

We also keep your inventory expenses lower by using components instead of modules, in most circuits.

We know your customers think you’re responsible for everything about their sets.

Good and bad.

And that’s why we here at RCA are doing everything possible to make sure that when you finish a service call, everybody’s smiling. Your customer’s happy with your recommendation. And you’re still the expert.

## RCA

**RCA IS MAKING  
TELEVISION  
BETTER AND BETTER.**



For your free subscription to **RCA COMMUNICATOR**, our magazine of news and advice for service technicians, write RCA, Dept. 1-455, 600 North Sherman Drive, Indianapolis, IN 46201.

# THE LEADER DOES IT AGAIN!



Always first, PANAVISE proudly presents the two newest additions to their top quality product line.

## Model 333 Rapid Assembly Circuit Board Holder


This circuit board holder features eight position rotating adjustment and six positive lock positions in the vertical plane. Cross bars are available up to 30 inches in length to hold circuit boards up to 28 inches in width. Extra arms can be added for dual or multiple board holding. Spring loaded, the 333 features tilt angle adjustment, height adjustment and quick board rotations for easy component insertion and soldering.

Suggested retail price is \$35.95.

## Model 376 Self Centering Extra Wide Opening Head (BASE NOT INCLUDED)

Double action jaws provide fast opening and closing and support of heavy loads. Opens to a full 9 inches. Ribbed on one side and "V" grooved on the other, the 376's reversible jaw pads firmly hold cylindrical or odd shaped items. Fits all of the Series 300 Bases.

Suggested retail price is \$19.95.



For more information contact your local dealer or PANAVISE.

Prices are suggested retail and subject to change without notice.

# PANAVISE

PANAVISE PRODUCTS INC.  
2850 E 29th St. Long Beach, CA 90806  
(213) 595-7621

CIRCLE 47 ON FREE INFORMATION CARD

## Remove Vocals

Remove the lead vocal and substitute your own voice with most stereo recordings using our new, low cost VOCAL ZAPPER™. Great for practice, professional demos or just for fun.

WITH THE

# VOCAL ZAPPER™



FROM

## PAIA Electronics, Inc.

1020 W. Wilshire, Oklahoma City, OK 73116 - (405) 843-9626

Rush my Vocal Zapper Kit, \$24.95 plus \$3 postage & handling enclosed.

Send assembled Vocal Zapper, \$39.95 plus \$3 postage & handling enclosed.

Send Free Catalog

name \_\_\_\_\_

address \_\_\_\_\_

city \_\_\_\_\_ state \_\_\_\_\_ zip \_\_\_\_\_

Visa  MC  card no. \_\_\_\_\_

PAIA Electronics, dept. 6R, 1020 W. Wilshire, Okla. City, OK 73116

CIRCLE 20 ON FREE INFORMATION CARD



## FREE!

### 1981 DISCOUNT ELECTRONICS CATALOG

#### JOIN THE PAK!

Send for our Free catalog and become a member of our exclusive Pak. Our members receive Poly Paks' exciting catalog several times a year. We offer:

Penny Sales, Free Premiums and Low, Low Prices on a wide variety of

Electronic Products such as Computer Peripherals, Integrated Circuits, Speakers, Audio Equipment, Rechargeable Batteries, Solar Products, Semiconductors, and much, much more! Take advantage of our 25 years as America's foremost Supplier of discount electronics.

RUSH ME YOUR FREEDISCOUNT CATALOG!

NAME: \_\_\_\_\_

ADDRESS: \_\_\_\_\_

CITY: \_\_\_\_\_

STATE: \_\_\_\_\_ ZIP: \_\_\_\_\_

CLIP AND MAIL COUPON TODAY TO:  
**POLY PAKS, INC.**  
P.O. BOX 942, RA6  
S. LYNNFIELD, MA. 01940 (617) 245-3828

Over 4.5 Million Satisfied Customers

CIRCLE 4 ON FREE INFORMATION CARD

radiation does take place through the metallic shield.

The signal cannot jump the line; that is, if the location is supplied with 3-phase 208 volts, or 240 volts (120 volts either side of ground) the RF will stay on its own 120-volt side or circuit. While that is no problem for the cordless phones it is a problem for carrier-current broadcasting because the power line side with the RF signal might branch at the distribution box, and half a building might well wind up without the RF signal. That is handled by connecting RF coupling capacitors from one side of the power line to the other. (By the way—for many years carrier-current was the RF communications system for electric utility companies, and some still use it.)

Anyway, now we have the RF from the transponder radiating from the power lines. To any receiver near the power line the RF appears to be like any other broadcast signal. So all we need is a broadcast-band receiver capable of receiving FM. And that's exactly

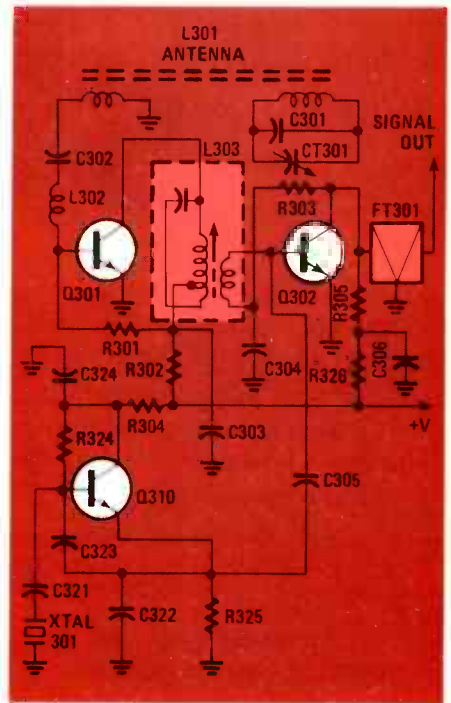


FIG. 2

what's inside the cordless handset. Figure 2 shows the front end of the handset receiver.

Antenna L301, which is located inside the cabinet, is a standard Ferrite bar antenna that picks up the RF signal radiated from the power line. From the bar antenna the signal is processed through a single-conversion receiver with a ceramic IF filter, FT301.

In a sense, the modern cordless telephone—which would be almost impossible without solid-state devices—uses a technology that is some 45 years old, and which has been in common use for all those years.

R-E



# stereo products

More information on stereo products is available.  
Use the Free Information Card inside the back cover.

**PORTABLE AIR GUN, Dust-Off**, is a simple, safe, non-contact method of getting dust and lint off valuable records, stylus tips, and other delicate hi-fi components. Air pressure is continuously variable. To get into difficult-to-reach spots, a 2-




CIRCLE 130 ON FREE INFORMATION CARD

foot extension nozzle is available as an accessory. *Dust-Off* is available in 12 oz., 6 oz. and 3 oz. sizes. Retail prices are \$18.95 (including a chrome valve-assembly), \$3.95, and \$1.98 respectively. —Falcon Safety Products, 1065 Bristol Road, Mountainside, NJ 07092.

**COMPACT AMPLIFIER/TUNER SYSTEM, models KA-500, KT-500 and RC-500.** The model KA-500 (bottom) is an integrated amplifier that uses no rotary controls. Power on/off, phono, tuner, auxiliary and tape switches are controlled by feather-touch bars, with a color-coded LED display above each bar to indicate the mode. The volume control uses two large push bars, one that lowers and one that raises the volume, and a horizontal bar graph of LED's show the power level. Other controls are loudness and muting switches, and linear slide potentiometers for bass, treble and balance. The unit has a power rating of 43 watts-per-channel minimum RMS, driven into 8 ohms from 20 to 20,000 Hz.

The model KT-500 (middle), an AM/FM stereo tuner, also has no rotary controls and uses a quartz/PLL frequency synthesizer with digital dis-



CIRCLE 131 ON FREE INFORMATION CARD

play. Two tuning bars control automatic scan tuning and a digital computer responds to the stepping commands and also stores in its memory the digital codes for 12 preset stations—six AM and six FM.

The model RC-500 (top) consists of a Remote Control Center and a hand-held, wireless Remote Controller. The models KA-500 and KT-500 are connected to the three-inch-high control center that is linked to the Remote Controller. The controller operates on/off, volume, function selection, preset and scan tuning selection, and a turntable up to 21 feet away. Prices: model KA-500 is \$275; model KT-500 is \$275; and the model RC-500 is \$235. —Kenwood Electronics, Inc., 1315 E. Watsoncenter Rd., Carson, CA 90745.

**SPEAKERS**, a line of six high-end speakers designed for car stereo has been added to the *Hi-Comp* line. The model HCS-10 is a 4-inch round speaker with a 7-ounce strontium-ferrite magnet, a power rating of 20 watts maximum and a frequency response of 120 to 16,000 Hz. The model HCS-15 is a 5-in. coaxial system and has a 1-in. samarium-cobalt horn tweeter, 1 1/4-inch shallow-depth design, a built-in crossover network and a large 1-inch heat-proof voice coil. The model HCS-59 (shown) is a 5 1/4 inch three-way speaker system with a 20-ounce barium-ferrite magnet, and a 1 1/4-inch high-temp aluminum voice coil. The model HCS-342 is a 4-inch X 10 inch three-way system that offers 60 watts RMS



CIRCLE 132 ON FREE INFORMATION CARD

maximum, 25 watts RMS nominal, and has a frequency response of 75 to 17,000 Hz, and a 8-ohm impedance. The model HCS-362 is a 6-inch X 9-inch three-way system with a frequency response of 50 to 18,000 Hz. The model HCS-90 is a two-way surface-mount enclosure system with a 4-in. butyl-edge woofer, an 8-ounce wet-type ferrite magnet and a 2 1/4-inch super-cone tweeter. Prices: model HCS-10 is \$36; HCS-15 is \$52; HCS-59 is \$100; HCS-342 is \$116; HCS-362 is \$116; and HCS-90 is \$190. —Audiovox Corp., 150 Marcus Blvd., Hauppauge, NY 11787.

**RECEIVERS, models DA-R20, DA-R10 and DA-R7,** are the first of a line of new receivers from Mitsubishi Audio. The DA-R20 (shown) has a front-panel pushbutton that lets the user select either moving magnet or moving coil phono inputs directly without the need for an external transformer. It has touch-sensitive lock tuning that combines AFC lock tuning with switching that automatically turns off the AFC when tuning and turns it back on when tuning is finished. Other features are pilot signal cancellation, high blend, fluorescent digital display, and switchable IF selectivity, with a narrow band for reception in

## A Classroom In Your Mailbox!

STUDY  
Two-Way Radio

THROUGH THE  
REVISED

**MTI**

Home Study Course

Send coupon below for free course outline  
No obligation - No salesman will call

Professional Training in a Unique Career Field

Providing Training to the Industry Since 1960

## study FM two-way radio at home!

I am interested in learning more about professional FM two-way radio. Please send me full details on the MTI training program.

Name \_\_\_\_\_  
Address \_\_\_\_\_  
City/State/Zip \_\_\_\_\_

**MTI**

C3E

Mobile Training Institute

Box 735, Camp Hill, PA 17011-U.S.A.


CIRCLE 53 ON FREE INFORMATION CARD

## Vital protection for PC Boards



Be safe. Desolder PC components with Endeco irons. Get proper HEAT TO MELT and strong VACUUM ACTION TO LIFT solder and cool both PC board and component without damage.

These PC components replaced fast with Endeco desoldering or soldering irons.



Endeco professional features include safety light that denotes high, low and off on switch models. SS construction for long life, light weight and balance for easy use.

Contact your distributor for Endeco desoldering and soldering irons, kits and equipment—or write us today.

Enterprise Development Corp.

5127 East 65th Street  
Indianapolis, IN 46220  
Phone: (317) 251-1231

EDC-3

CIRCLE 57 ON FREE INFORMATION CARD



CIRCLE 133 ON FREE INFORMATION CARD

urban areas and a wide position using linear phase ceramic filters for low distortion. The amplifier section has a DC power amp, low and high cut filters, tone defeat, and ten-position loudness control.

The *Model DA-R20* delivers 60 watts-per-channel minimum RMS power at 8 ohms from 20 to 20,000 Hz at 0.02% THD. The *DA-R10* offers 45 watts-per-channel and the *DA-R7* has 25 watts-

per-channel. Prices: *model DA-R20* is \$560; *model DA-R10* is \$390 and *model DA-R7* is \$290. —**Melco Sales, Inc.**, 3030 E. Victoria St., Compton, CA 90221.

**CASSETTE DECKS**, *models K-950, K-850 and K-350*, all feature metal-tape capability, *Sensidisc* record/play heads, and a double-gap ferrite erase head. The *model K-950* (shown) has a wow-and-flutter of 0.028% WRMS as the result of its independent two-motor drive. Frequency response is 30 to 22,000 Hz  $\pm 3$  dB with metal tape. Other features include fluorescent bar-graph peak meter, IC logic controls, timer recording switch, Dolby noise reduction, and a focus switch to extend high-end frequency response. It is enclosed in a black case where the frequently used controls are exposed, and the less used ones hidden.

The *model K-850*, is a slim silver deck that has a frequency response of 30 to 19,000 Hz  $\pm 3$  dB.

The wow-and-flutter is rated at 0.04% WRMS. The *model K-850* features automatic operation using one switch which permits timer operation (recording) when used with an out-boarded timer, auto repeat, auto rewind, and auto recording standby.

The *model K-350* has a signal-to-noise ratio of 57 dB, a frequency response of 40 to 18,000 Hz  $\pm 3$  dB and a wow-and-flutter of 0.06% WRMS. It also features auto shut-off, direct tape loading with flip-up head, and direct switching between drive modes. Suggested retail prices are: *model*



CIRCLE 134 ON FREE INFORMATION CARD

*K-950*, \$490; *model K-850*, \$360; and *model K-350*, \$240.—**Yamaha Int'l Corp.**, 6600 Orange-thorpe Ave., Buena Park, CA 90620.


**CAR STEREO SPEAKERS**, *model BP 3500*, are 3½-inch units designed to produce the sound quality of a larger speaker in a smaller size, especially for smaller/compact-sized cars. The *model BP 3500* comes in an attractive package that



CIRCLE 135 ON FREE INFORMATION CARD

includes two speakers for in-dash or rear-deck installation. Features include a 3 oz. ceramic magnet, a power rating of 10 watts and compatibility with 4- and 8-ohm tape units. Suggested retail price is \$19.95. —**BP Electronics**, 855 Conklin St., Farmingdale, NY 11735.

**POWER AMPLIFIERS/BOOSTERS**, *Custom models 20C655 and 20C656*, and *Universal model # 12R906*, are designed for car-stereo systems. According to the manufacturer, the units provide a high volume and a low distortion output of 20 watts-per-channel, for a total of 40 watts. The models are useable with most car radios and tape players. The amplifier requires no switching and has a built-in protection circuit to prevent damage. The differences among the models are in the radio and speaker leads. The *model 20C655* has GM-type connectors, *model 20C656* has bullet connectors and *model 12R906* has untermated connectors that use wire nuts provided with the unit. Small and lightweight, the amplifiers can mount behind dash or in the glove compartment. Measurements: 1¼ × 4 × 5½



CIRCLE 136 ON FREE INFORMATION CARD

**ADVANCE IS PROUD TO INTRODUCE**  
**Non-Linear Systems**



**High Quality Oscilloscopes**  
**Backed by**  
**A Two-Year Warranty**

\* (Exception: model MS-230 is slightly deeper, at 8.6", and heavier, at 3.6 lbs.).

MODEL	VERTICAL BANDWIDTH	DEFLECTION FACTOR	TIME BASE
MS-230	30MHz	10mV to 50V/div 12 Ranges	0.05µ Sec to 0.2 Sec/div. 21 Ranges
MS-215	15MHz	10mV to 50V/div. 12 Ranges	0.1µ Sec to 0.5 Sec 21 Ranges
MS-15	15MHz	10mV to 50V/div. 12 Ranges	0.1µ Sec to 0.5 Sec. 21 Ranges

MS 230



MS 215



Non-Linear Systems' trio of miniscopes are accurate, affordable, portable. And there's one to match nearly every budget and need. Standard features on all models include an input impedance of 1 megohm with 50 pF; maximum input voltage of 350 V; trigger modes in auto, internal, external and line; slope that's + or - selectable; graticule (4x5 division of 0.25" each); dual power sources operating either internally from rechargeable lead acid batteries or externally from 115 VAC or 230 VAC (50-60 Hz) via plug-in transformer; handy size (2.9"H x 6.4"W x 8.0"D) and weighs just 3 lbs.\*

Check the chart below for details of model features and specifications.

MS 15



**The remarkable Touch Test 20 DMM.** With the Touch Test 20 Non-Linear Systems introduces the 2 lb. 4 oz. test lab. Now, with 20 key test functions at your fingertips (plus the ability to measure 10 electrical parameters and 44 ranges), you can take one lab to the field instead of a cumbersome collection of individual testers.

The new Touch Test 20 DMM features:

- Built in temperature measurement (including probe; F° and C°)
- Capacitance measurement
- DC Voltage (200 MV - 1000V)
- AC Voltage (200 MV - 1000V)
- DC Current (200 µA - 10A)
- AC current (200 µA - 10A)
- Resistance (200 Ω - 20MΩ)
- Diode Test

**ADVANCE ELECTRONICS**

**THE TEST EQUIPMENT SPECIALISTS**

**TOLL FREE HOT LINE**  
**800-223-0474**



54 WEST 45th STREET,  
 NEW YORK, N.Y. 10036 212-687-2224



Call For  
 Special Introductory  
 Price Offer

inches. Suggested retail price for model 12R906 is \$44.75; the two Custom models have open-list prices.—**RCA Distributor & Special Products Div.**, Sales Promotion Services, Deptford, NJ 08096.

**TURNTABLE LIGHT**, the *RoboLite*, is a battery-powered light that turns on automatically when the dust cover is raised. Record labels can be read easily and turntable adjustments can be made readily with the added illumination. The *RoboLite* operates from an external battery pack containing two D-size cells that is connected to the turntable light through a three-foot cable. The



**CIRCLE 137 ON FREE INFORMATION CARD**

turntable light snaps onto the bottom edge of the dust cover and the battery pack can be placed on a shelf or drawer out of the way. A built-in mercury switch turns on the light when the cover is raised. When the cover is lowered, the light goes off automatically. User can swivel the bulb housing to direct light to the desired area. Suggested retail price is \$21, without batteries.—**Robins Industries Corp.**, 75 Austin Blvd., Commack, NY 11725.

**STUDIO MONITOR**, the *Sentry 100*, is a highly efficient speaker that not only features low distortion, but can produce the sound-pressure levels of comparable units with far less amplifier power.



**CIRCLE 138 ON FREE INFORMATION CARD**

It also delivers the sonic accuracy required in critical monitoring. A hardware kit for rack and wall mounting is also available. Suggested retail price for the *Sentry 100* is \$200.—**Electro-Voice, Inc.**, 600 Cecil St., Buchanan, MI 49107.

**AM/FM STEREO RECEIVER**, model *RS250*. According to the manufacturer, this receiver features a Class A-II DC amplifier circuit that combines the efficiency of Class B operation with the low distortion of Class A operation. Features include a digital frequency display, dual-gate MOSFET RF stage, linear-phase IF filters, double-tuned quadrature detector, and PLL MPX decoder. Other features are a built-in moving-coil cartridge preamp, full tape/source monitoring, bar-graph LED signal-strength indication, and dual LED bar-graph power meters.

The *RS250* also has push bars instead of knobs, four-position speaker selector and detented volume control. Specifications are 50 watts-per-channel minimum RMS power into 8



**CIRCLE 139 ON FREE INFORMATION CARD**

ohms, a frequency range from 20 Hz to 20 kHz, and a total harmonic distortion of less than 0.02%. Available in brushed aluminum or black finish. Suggested price is \$449.95.—**Fisher Corp.**, 21314 Lassen St., Chatsworth, CA 91311.

**METAL TAPE DECK**, model *RT-10BK*, in ebony, is designed to match the *ST/SM-1122* Pro Series tuner and amplifier. The *RT-10BK* features LED

peak-level display meters, Dolby, soft-eject cassette holder, full auto-stop and an electronic-controlled DC motor. Manufacturer's specifications

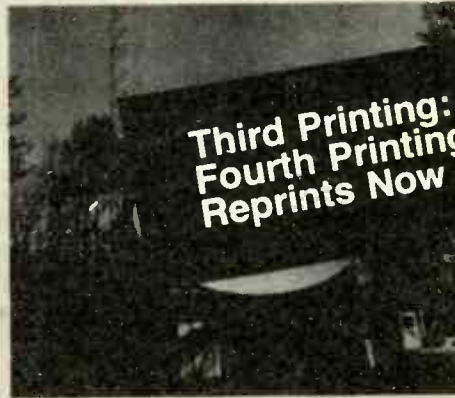


**CIRCLE 140 ON FREE INFORMATION CARD**

include a frequency response of 40 to 14,000 Hz  $\pm 3$  dB using metal tape, a wow-and-flutter of 0.09% WRMS and a signal-to-noise ratio of 62 dB. Suggested retail price is \$129.95.—**Sharp Electronics Corp.**, 10 Keystone Pl., P.O. Box 588, Paramus, NJ 07652. **R-E**

# Radio-Electronics

**SPECIAL REPRINT  
BUILD A BACKYARD SATELLITE TV RECEIVER**



**Third Printing: Sold Out!  
Fourth Printing—Just Off Press!  
Reprints Now Available!**

## Don't miss out again!

Send away today for your 36-page booklet containing complete reprints of all seven articles in the series on Backyard Satellite TV Receivers by Robert B. Cooper Jr.

This all-inclusive report gives you all the data you need to build your own Backyard Satellite TV Receiver.

■ TELLS ALL ABOUT domestic satellite communications, with full details on how you can pull those elusive TV signals from space.

■ LEGAL REQUIREMENTS, technical specifications, and how you, the home constructor, can meet them. Find out what mechanical and electronics skills you need.

■ RECEIVER CHARACTERISTICS, technical details and specifications, along with examples of actual receivers built at comparatively low cost.

■ ANTENNAE DESIGN... and exactly how you can build a spherical antennae, while keeping total earth station cost for the complete system under \$1,000.

■ THE FRONT END is critical when you build your own system. We help you explore several different approaches to making one that will work for you.

■ RECEIVER-SYSTEM hardware, and how it goes together to bring you direct-from-satellite TV reception in your own home.

To order your copy: Complete coupon and enclose it with your check or money order for \$6.00 U.S. We will ship your reprint, postpaid in U.S. and Canada within 6 weeks of receipt of your order. All others add \$4.00 for postage. New York State residents must add 48¢ sales tax.

**Radio-Electronics**

Satellite TV Reprints  
45 East 17th Street  
New York, N.Y. 10003

681 Please print

(Name)

(Street address)

(City)

(State)

(Zip)

I want \_\_\_\_\_ reprints @ \$6.00 U.S. each, postpaid. I have enclosed \$\_\_\_\_\_. N.Y. State residents must add 48¢ sales tax. WE DO NOT BILL


## SAVE TIME AND MONEY!

6100

### UNIVERSAL DESIGNER

- Save on digital bread boarding
- Easy transition from prototype to wiring diagrams
- Aids digital circuit design

Kit \$49.95  
Assembled \$59.95



#### SELF-TEACHING AID:

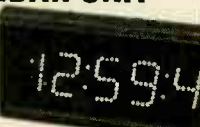
6101 DIGITAL LOGIC COURSE \$29.95

- Learn digital logic with 26 self teaching experiments.

### 0101 SOLID STATE CLOCK/CALENDAR UNIT BIG 2½" DISPLAY!

- 12/24 hour selectable
- Alarm output

Kit \$49.95  
Assembled \$79.95  
Oak Case \$29.95



Satisfaction Guaranteed on All Assembled Units

FOR FAST DELIVERY CALL TOLL-FREE  
**1-800-426-6254** EXT. 16

**BACCON** 14905 N.E. 40TH, DEPT RE-6  
REDMOND, WA 98052 (206) 883-9200

- Please rush me the following:
- 6100 UNIVERSAL DESIGNER KIT \$49.95
  - 6100 UNIVERSAL DESIGNER ASSEMBLED 59.95
  - 6101 DIGITAL LOGIC COURSE 29.95
  - 0101 CLOCK/CALENDAR KIT 49.95
  - 0101 CLOCK/CALENDAR ASSEMBLED 79.95
  - OAK CASE 29.95

ADD \$3.00 PER ORDER POSTAGE & HANDLING

NAME \_\_\_\_\_

ADDRESS \_\_\_\_\_

CITY \_\_\_\_\_ ST. \_\_\_\_\_ ZIP \_\_\_\_\_

CREDIT CARD NO. \_\_\_\_\_ EXP. \_\_\_\_\_

SIGNATURE \_\_\_\_\_  VISA  MASTERCARD

CIRCLE 18 ON FREE INFORMATION CARD

## The world of electronics gee-wizardry



### -YOURS FREE.

32-pages of test instruments—from the latest digital multimeters to the famous EICO scopes. Security systems. Automotive and hobbyist products. Kits and assembled. EICO quality. EICO value. For FREE catalog, check reader service card or send 50¢ for first class mail.

**EICO** 108 New South Road  
Hicksville, N.Y. 11801

CIRCLE 48 ON FREE INFORMATION CARD

## LETTERS

continued from page 24

Tesla the extra support he needed, so that his ultimate plan of a worldwide wireless system of power and light was never achieved.

Hugo Gernsback was a good friend of Tesla's.

MARC SEIFER,  
Kingston, RI

### ON NIKOLA TESLA

I just had to compliment you on your article on Nikola Tesla (February issue). I just wish that you could do a series on him, because what most people do not realize is that he is the least appreciated of all the great electrical discoverers. (I use the term "discoverers" because Tesla always said that he would never invent a device; he would "... produce original work or none at all ...") It would take about three or more pages to list all his discoveries.

Anybody reading this might ask, "But what about Edison? Thomas Alva Edison had over 1200 patents to his name; how could Tesla outrank him?" But the number of patents isn't relevant, though Tesla did have 212 of them. Edison made discoveries, true, but he was far more concerned with devices, where Tesla had no interest in them.

Some of Tesla's discoveries were resonance (electrically-tuned circuits), various forms of gaseous lighting (neon, fluorescent, and others), the ancestor of the cyclotron, the carbon-button lamp, arc lamps, and many others. He also made the first alternating current motor, using his discovery of the "rotating magnetic field." Yet, about the only thing most people know about him is his famous Tesla Coil.

I would like to ask fellow readers of Radio-Electronics something. If anyone living in New Jersey has done extensive research on Nikola Tesla, would that person please write to me? I would like to enter correspondence and see if we can learn anything from each other. I will answer every serious inquiry.

VINCE MARASCO,  
619 E. Blancke St.,  
Linden, NJ 07036

### THE BSR SYSTEM X10

In reference to the BSR System X10 (Radio-Electronics, March 1981, "Letters" section): I have had the same problem; some remotes did not work in some areas of my house.

I solved it by connecting a .022 1000-volt Mylar capacitor across the terminals of a 220-volt plug, which I plugged into an unused 220-volt outlet. It has been working fine for over a year now.

ELEMER DUBROVAY,  
Redmond, WA

### CABLE TV

Your editorial on cable TV in the February Radio-Electronics isn't exactly all wet, but it's pretty damp. In Manhattan, our cable company puts old movies and other shows on a vacant channel (10) that we get at no extra cost, and they run ads between the movies, without interrupting

them. A few of the movies are very interesting, and your proposal to ban that service is a lousy one.

The proposal to keep the companies from supplying the TV set is a bad one, too. First, the independent sector won't be wiped out—just decimated the way that the movie-theater business was when TV became important. Second, if the cable companies can supply the TV set, they can break the NTSC barrier to high-resolution pictures. Otherwise, wideband signals won't be sent out until someone can receive them, and nobody's going to buy a high-resolution receiver until someone is transmitting those signals.

The movie industry tried to keep their products off TV in the 1950's, but (except in Britain) they failed as badly as your proposal to keep old TV shows off cable will fail. Why shouldn't the cable companies be allowed to re-run "I Love Lucy" or "Gunsmoke"? Just because they were once on "free" TV is no reason to freeze out the few fanatics who are willing to pay to see them.

As a heavy TV watcher, I think that your proposals will do no good, and may do some harm.

JAMES E. HENDERSON,  
Manhattan, NY

### DMM ACCESSORY

The article, "DMM Accessory for Ultra-Low Ohms," in the February 1981 Radio-Electronics, was very interesting.

May I call your attention to a basic error in the clip leads to the unknown resistance  $R_x$ ? Each dual cable terminated in a single alligator clip. That will result in the contact resistance  $R_C$  between each clip and  $R_x$  being added to the actual value of  $R_x$ :

$$R_x \text{ (measured)} = R_x + R_{C+} + R_{C-}$$

That can be avoided by having four clip leads: two for the current, and two for the voltmeter. The latter must be clipped inside the current leads with the clips not touching each other.

FRANK G. DUNNINGTON,  
Port Richey, FL

### SCHEMATIC ERROR

I just received the March issue of Radio-Electronics with my article, "The State-of-the-Art of Doing Nothing." It looks good, but an error did creep into the schematic (Fig. 4, page 62).

Pin 14 of IC4 should be connected to pin 22, regardless of which EPROM is used; the diagram shows it connected to pin 19.

The \* note is correct, except for the last part. It should read "... +5V; for 2716 connect pin 19 of IC5 to pin 15 of IC4."

The other note should read: "Use pin 15 of IC4 if a 2758 is used; use pin 7 of IC4 if a 2716 is used."

Pin 22 of the EPROM is the A9 line and pin 19 is the A10 line. As drawn, the schematic will only display portions of the EPROMS' programs and will not reset until after several program repeats.

There's a minor error in column two on page 62: reset occurs when IC4 reaches either 1024 or 2048. The figure 512 was for the 74S PROM.

Otherwise, it looks great.

NOEL NYMAN

R-E

# ALBIA Electronics

# ALL NEW!

## DM-10 LOW OHM METER MODULE

Measures resistance from 10 milliOhms to 20 Ohms. Now you can measure resistance down to 10 milliOhms with this low cost, easy to use DVM module. Check coil resistance, transformers, relays, chokes, printed circuit board copper paths and ground cables. Special zero balance control nulls out input cable resistance to insure accurate readings. Your DVM has to be set to 2V range during operation.

- Resistance range 10 milliOhms to 20 Ohms
- Zero Calibration control
- Battery powered (push to read battery saver circuit). Requires 1.9 Volt Battery (not included).
- Size 6.25" x 3.75" x 2" (input cables not included or available)




Completely assembled and tested! Ready to use!

## FREQUENCY METER MODULE LOW COST DM-11, "5Hz to 100MHz"

Measure frequencies from 5Hz to 100MHz on your digital voltmeter with a resolution of 3 1/2 digits — easy to use — perfect for field service — lab testing — home hobbyist! Connect the DM-11 to your DVM, set the DVM to the 2VDC range, connect a signal to the DM-11 via a BNC cable (not included) and measure the frequency of any source. Hi Lo Range LED's insure fast accurate readings.

- Input Sensitivity: < 100Hz < 80mV
- 100Hz - 60MHz < 30mV
- > 60MHz < 70mV
- Size 6.25" x 3.75" x 2"
- External 9V DC power supply included. (Model MMAC-2)
- BNC Input Cable Accessory (Model PSA-2 add \$14.95)

Completely assembled and tested! Ready to use!



**YOUR CHOICE**

Any 2 For \$124.99

**\$69<sup>95</sup>**



All 4 For \$239.99

**EACH**

## 8 CHANNEL SCOPE MULTIPLEXER, DM-12

Convert your single channel scope into a 4 or 8 channel instrument; just connect the DM-12, 8 channel scope multiplexer to your scope, clip the 8 input probes to the signals you want to view. Simple, easy, fast — can handle logic level TTL signals from DC to 3MHz. Features separate spacing and trace amplitude controls and selectable sampling rate — all to insure easy clear scope display.

- 8 TTL compatible input channels (1 TTL load per channel) can drive 50 Ohm scope cable.
- Maximum full screen amplitude 1.6 Volts adjustable.
- Trace amplitude and spacing controls.
- 4 or 8 channel selector switch.
- 8 color coded input cable, 24" long with insulated alligator clips.
- External 9 VDC power supply included (Model MMAC-2).
- Size 6.25" x 3.75" x 2"
- BNC Output Cable Accessory (Model PSA-2 add \$14.95).



Completely assembled and tested! Ready to use!

## LOW COST DM-8 CAPACITANCE METER MODULE

Connect this high quality low cost Capacitance Meter Module, DM-8 to your digital Volt Meter and turn it into a Digital Capacitance Meter — the Low Cost Way!

- Push to read range (button) from 1pF to 20,000pF
- Zero calibration control
- In one easy to use, self-contained package.
- Battery powered, with "push to read" battery saver circuit (9V batteries not included).
- Size 6.25" x 3.75" x 2"

(When placing order specify the make and model DVM you're using so that factory modifications, if required, may be made before shipment is made.)

Completely assembled and tested!  
Ready to use!  
**INSTANT ORDER INFORMATION BELOW!**



## LOW COST HIGH FREQUENCY COUNTER — NOW IN STOCK!!



The Albia Model DM-7, 8 Digit High Frequency Counter is easy to use, switch selectable time base input by a single BNC, nothing to build — nothing more to buy!

- 5 Hz to 550 MHz
- 8 big easy-to-read .43" high intensity LED display
- Crystal ( $\pm 3$  ppm @ 25 C) controlled 0.1 or 1.0 sec. gate times
- Convenient benchtop size (7" x 10" x 3") durable attractive case

NEVER BEFORE AT THIS LOW PRICE .....

**\$149<sup>95</sup>**  
Includes Warranty

COMPLETELY ASSEMBLED • PRE-CALIBRATED • PRE-TESTED

## REGULATED TRIPLE POWER SUPPLY BARGAIN PRICED ALBIA MODEL DM-6

A fully assembled and tested power supply that provides a solid, fully wired triple power supply including fixed 5V @ 1 Amp, 5V to 15V @ 0.5 Amp, and -5V to -15V @ 0.5 Amp — all supplies regulated, short proof. Each supply has short indicator LED. Complete and ready for use in a durable (8"x6"x3 1/2") metal case.

**\$99<sup>95</sup>**  
Includes Warranty



**FREE!!**  
NEW 1981  
SPRING/  
SUMMER  
CATALOG



Exciting new products! Send today!!

**ALBIA SATISFACTION WARRANTY:** If for any reason, whatsoever, you are not completely satisfied with your purchase, return it within 30 days of purchase date for a full refund — it's as simple as that!

FOR FAST AND DEPENDABLE DELIVERY SERVICE

CALL TOLL FREE: 1-800-243-6953

9 A.M. to 5 P.M. EST.

WE ACCEPT MASTER CHARGE, VISA AND AMEX CREDIT CARDS

Connecticut Residents add 7 1/2% Sales Tax • Prices shown in U.S. currency only. Foreign orders add 15%.

# ALBIA ELECTRONICS INC

24 Albia St. • New Haven, CT 06512

POSTAGE & HANDLING	
ORDERS	ADD
UP TO \$10.00	\$1.95
\$10.01 - \$25.00	3.75
\$25.01 - \$50.00	4.65
\$50.01 - \$100.00	6.45
ORDERS OVER \$100.00 WITHIN UNITED STATES	7.55



FREE ALBIA "TEMPLATE" WITH EVERY ORDER RECEIVED by June 25, 1981

CIRCLE 27 ON FREE INFORMATION CARD

## An open mind is one of the most important tools in fault analysis.

JACK DARR, SERVICE EDITOR

ONE OF THE LAST LETTERS IN A BIG batch of Clinic mail was a simple one. A young man in Virginia had a Sanyo with what seemed to be two obvious faults. The trouble was that he didn't recognize them! I answered the letter, giving him what seemed to be the most likely causes, and suggesting some test methods. After I got through though, I began to get mad!

Not at the young reader. He had located the key symptoms, but he did not know what caused them. I get a lot of letters just like that; the writers already have the keys but they don't know it. That's what made me angry; not at them but at the *training* they had received. Either the school they went to, the person who wrote the correspondence course, or someone else, had failed to give them the one important technique they needed: fault analysis! So, due to this gap in their education they were unable to complete the troubleshooting process.

Let's go over the actual case. The reader from Virginia said: "I've got a

Sanyo 91C78 with power-supply problems. All the DC voltages from the fly-back are missing, and the +120-volt source reads about +160 volts. What's causing this?"

Ever since the first article I ever wrote (in 1947) I've preached one thing: "Check the DC power supply *first!*" If that is bad, nothing else can work.

This set has the customary regulated DC power supply, supplying about +155 volts from a half-wave rectifier (see Fig. 1). Pass transistor Q901 drops that voltage to +120 volts and it's controlled by the usual error amp and driver (Q001 and Q002). If the B+ voltage is the full supply value, the pass transistor is either dead-shortened or turned on so hard that it is saturated. The most common problem is a shorted transistor. I told him to check this stage first, and find out why it wasn't working.

With the DC power supply at that level, it seemed to be running with no load at all. That usually blows up the horizontal-output transistor. From the

no-load symptom, I suspected that it had been blown open. A shorted transistor would have loaded the DC-power supply down and possibly blown the line fuse. I suggested he take the horizontal-output transistor out (which would make it easier to test anyhow), and leave it out until he could get the DC power supply working. For safety's sake, I recommended that he plug the set into a variable-voltage line transformer, and bring the line voltage up slowly, monitoring the +120-volt source.

There's one and, as far as I know, just one practical way to attack problems like this. Note the symptoms, take some test voltage readings (he did that) and sit back and think about it. Look at the symptoms, figure out what could have caused them, and then check those things out. If your initial idea was right, great! If not, simply say to yourself: "Well, that eliminates those parts. Now, what else could be doing that?" Keep checking and thinking until you find the source of your problem. That takes far less time than it sounds. The one indispensable tool you must have, and *use* is a completely open mind! Do not make up your mind in advance that the fault has to be one particular thing. If you do, you'll spend your precious testing time trying to prove that you're right and not trying to find out what's really wrong. What's wrong makes no difference; your job is to find the problem and fix it.

It isn't easy! I can assure you of that after many years' experience of doing things the hard way. However, if you will give it a fair try, you'll find that things go a lot more smoothly.

### More on Zenith 19EC45 vertical problem

In the February Service Questions (Radio-Electronics, February 1981) we had a query dealing with a repeated vertical problem on a Zenith 19EC45.

John B. Richards of Aurora, CO says that "the repeated transistor failure in the vertical board of Zenith 19EC45 is a 'generic' problem! Zenith has noted that and has redesigned the board with a better heat-sink. A re-manufactured PC board from Zenith is almost a must to clear up the problem."

Thanks a lot, John. That kind of feedback from the field is a great help to all of us.

R-E

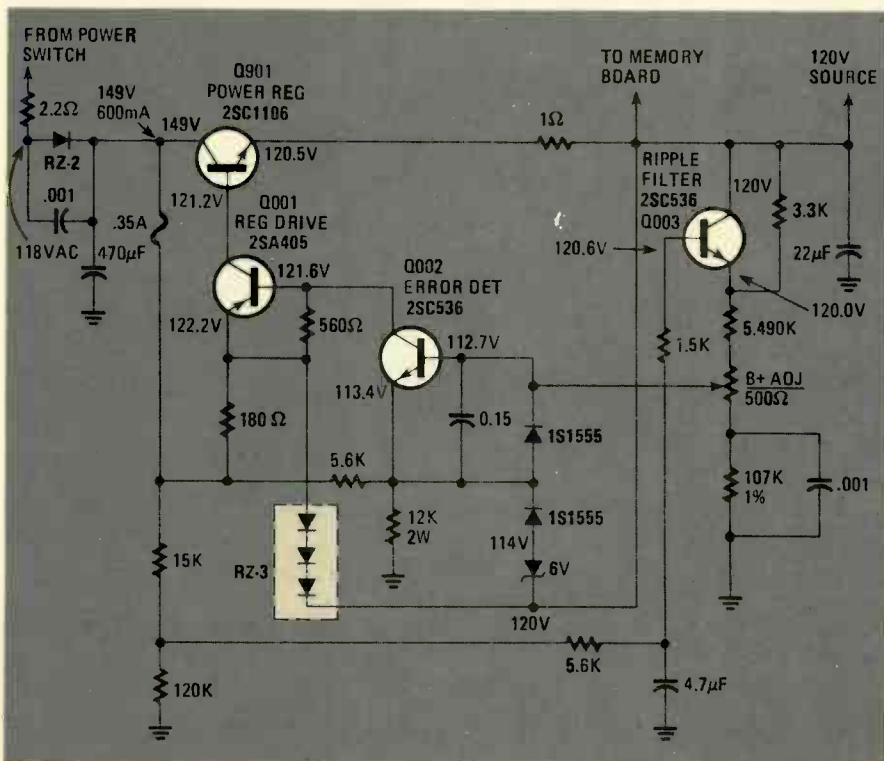


FIG. 1

# service questions

## YOKE-RETURN CAPACITOR

A Zenith H121F7 (B/W) came in with no raster. Capacitor C513 in the horizontal yoke circuit was blown. I replaced it and it worked fine, but after a few days it went out again. I put in one with a higher voltage rating and it's getting very warm! Any ideas?—D.D., Apalachicola, FL

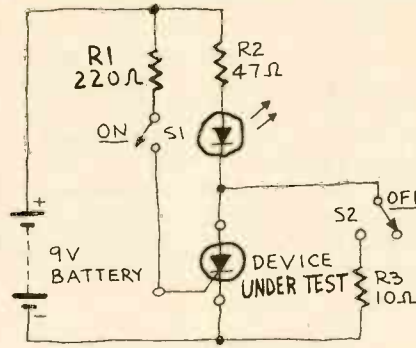
See the Service Clinic in the February 1981 issue of *Radio-Electronics*! (It covered exactly that problem.)

Replace that capacitor only with the exact duplicate part from Zenith. The problem is a high RF current flow through the capacitor. The capacitor must have a high-RF dielectric or it won't stand up. Also, the values of these parts are critical in many sets, so use exactly the same values as the originals.

## SCR TESTER

I read your paragraph about testing SCR's with an ohmmeter a while back. As you said, SCR's with a higher holding-current can't be checked easily. They won't latch up as they should. Here's a schematic of a simple SCR

tester (Fig. 1) we used to check SCR's in Army missile equipment. It's simple to make and it hasn't lied to me yet



ALL RESISTORS, 1/2 WATT  
S1 & S2: J. N.O. SPST  
USE ALLIGATOR CLIPS  
FOR CONNECTIONS

FIG. 1

even though it's been used to test quite a few of those devices. The only caution is to look out for shunt paths if you're trying to test an SCR in-circuit, especially in horizontal circuits.—Stephen P. Weinrich, APO, NY

## JIG SMEAR

Do you know of anything that can be done to reduce "jig smear"? I've got some cables that are longer than usual so the jig can be up out of the way.—A.Y., Lexington, NC

Not too much can be done about it so I generally try to ignore it. You might try reducing that shunt capacitance of the cables by making up several cardboard circles about 3-4 inches in diameter. Cut slits around edges and slip the leads into those, to keep them farther apart. That can help a little. You could do that at the top section of cable and leave a piece about 12-18 inches long at the socket end so it won't be too bulky.

## FOCUS PROBLEM

I've got a focus-voltage problem in a Sylvania DO-8. The maximum focus-voltage I can get is 3.8 kilovolts. The maximum high-voltage is 25 kilovolts. The boost and boosted-boost seem a bit low. The high-voltage regulator does not work too well; I have to shunt a 3.9-megohm resistor across R446 (R446 feeds the boost to the regulator grid) to get any action at all. I read that if you took the focus coil off in this circuit, the focus-voltage should go up to 5.5 kilovolts. When I unhooked this one, it went down to about 3.4 kilovolts. The tubes have been changed, and so on. The cathode current is normal. I'm lost!—T.L., Aurora, IL

I think you read about that test here; I've often mentioned it, and used it. This may be a good clue. The focus coil here loads the focus voltage down till it's at the right value. I suspect a bad

# LOWEST PRICES FOR PRIME IC's!

7400	0.20	74125	50.49	74151Z	50.36	74LS196	51.25	74S189	53.38	74C907	50.75	4089	52.75	LM741CH	50.55
7401	0.20	74126	0.49	74LS13	0.56	74LS197	1.75	74S194	2.15	74C908	1.10	4090	0.90	LM745CN	0.35
7402	0.20	74127	0.76	74LS14	1.10	74LS201	1.90	74S200	3.98	74C909	2.15	4093	2.10	LM1458N	0.58
7403	0.20	74128	0.79	74LS15	0.34	74LS240	2.25	74S206	4.55	74C910	6.00	4093	0.98	LM1458N	0.69
7404	0.25	74150	1.10	74LS20	0.34	74LS241	2.25	74S253	1.15	74C914	1.45	4507	0.99	LM1889N	2.25
7405	0.20	74151	0.59	74LS27	0.36	74LS242	0.36	74S254	1.45	74C918	1.49	4508	2.00	LM211N	1.55
7406	0.20	74152	0.69	74LS32	0.40	74LS253	1.01	74S258	1.45	74C925	7.80	4510	1.15	MC1357P	1.55
7407	0.29	74153	1.15	74LS37	0.36	74LS257	0.86	74S280	2.75	74C926	7.80	4511	1.25	MC1458P1	0.35
7408	0.20	74154	0.59	74LS38	0.36	74LS258	0.86	74S287	3.90	74C927	7.80	4512	1.25	MC1458P1	0.95
7409	0.20	74155	0.69	74LS40	0.34	74LS260	0.36	74S289	3.40	74C928	7.80	4513	1.22	MC1458P1	0.29
7410	0.20	74156	0.69	74LS42	0.64	74LS266	0.49	74S387	5.70			4518	1.15	MC1458P1	0.58
7411	0.25	74157	0.64	74LS47	1.05	74LS279	0.73	93500	2.00			4519	0.62	MC1496L	0.69
7412	0.25	74158	0.64	74LS47	1.05	74LS283	0.99	93505	2.30			4520	1.15	MC1703CP1	0.28
7413	0.39	74160	0.87	74LS48	1.05	74LS286	0.66	93516	3.40	4000	50.35	4522	1.67	MC1710CP	0.29
7414	0.70	74161	0.87	74LS49	1.05	74LS290	0.99	93517	1.35	4001	0.35	4528	1.50	MC1711CP	0.39
7415	0.25	74162	0.87	74LS51	0.34	74LS295	0.99	93517	1.35	4002	0.35	4539	1.35	MC1741CG	0.35
7416	0.25	74163	0.87	74LS51	0.34	74LS306	0.66	93516	3.40	4006	1.18	4555	0.89	MC1745CV	0.35
7417	0.25	74164	0.87	74LS54	0.34	74LS367	0.66	93541	6.00	4007	0.35	4556	1.08	MC1741CP	1.25
7418	0.20	74165	0.87	74LS55	0.34	74LS368	0.66	93542	1.50	4008	1.05	4562	1.09	MC7805CT	1.20
7419	0.20	74166	0.87	74LS55	0.34	74LS373	2.25	93543	5.95	4009	0.49	4572	7.10	MC7806CT	1.20
7420	0.20	74167	0.87	74LS55	0.34	74LS374	2.25	93546	1.55	4010	0.49	4703	8.25	MC7809CT	1.20
7421	0.25	74168	0.87	74LS78	0.45	74LS386	0.66	93562	2.65	4011	0.35	4707	7.30	MC7812CT	1.20
7422	0.29	74169	1.22	74LS74	0.45	74LS390	1.89		4.012	0.35	4705	9.25	MC7815CT	1.20	
7423	0.29	74170	1.58	74LS78	0.45	74LS490	1.89		4.013	0.48	4706	9.75	MC7824CT	1.20	
7424	0.20	74171	1.74	74LS83	1.05	74LS670	2.45		4.014	1.05	4720	6.95	MC782812CT	0.77	
7425	0.25	74172	0.89	74LS85	1.25				4.015	1.05	4723	1.50	MC7845CP	0.50	
7426	0.25	74173	0.89	74LS85	1.25	74C00	50.34	4015	1.05	4724	1.50	MC7542P	0.52		
7427	0.25	74174	0.89	74LS86	0.49	74C01	0.34	4016	1.07	4725	2.95	LM311P	0.85		
7428	0.25	74175	0.80	74LS86	0.49	74C02	0.34	4017	1.07	4725	2.95	LM311P	0.85		
7429	0.20	74176	0.78	74LS90	0.71	74C03	0.35	4018	1.07	40014	1.10	LM324P	0.50		
7430	0.20	74177	0.78	74LS90	0.71	74C04	0.35	4019	1.07	40015	1.10	LM324P	0.50		
7431	0.20	74178	0.90	74LS93	0.71	74C05	0.45	74C14	0.90	40020	0.89	LM5656CP	1.20		
7432	0.20	74179	1.90	74LS95	0.99	74C06	0.45	74C20	0.34	4021	1.13	40106	0.90	MS566A	0.69
7433	0.25	74180	0.79	74LS107	0.44	74C07	0.46	74C30	0.34	4022	1.05	40160	1.17	MS566A	0.69
7434	0.25	74181	0.89	74LS109	0.44	74C08	0.46	74C32	0.34	4023	0.35	40161	1.17	MS566A	0.69
7435	0.25	74182	0.78	74LS112	0.49	74C09	0.48	74C42	1.00	4024	0.79	40162	1.17	MS566A	0.69
7436	0.25	74183	0.78	74LS112	0.49	74C10	0.48	74C48	1.27	4025	0.35	40163	1.17	MS566A	0.69
7437	0.25	74184	1.95	74LS114	0.49	74C11	0.45	74C73	0.71	4027	0.69	40174	1.15	MS566A	0.35
7438	0.69	74185	1.95	74LS114	0.49	74C12	0.45	74C74	0.71	4028	0.88	40176	1.15	MS566A	0.35
7439	0.69	74186	1.95	74LS114	0.49	74C13	0.45	74C76	0.71	4029	1.13	40192	1.37	MS566A	0.35
7440	0.20	74187	0.99	74LS126	0.62	74C14	0.45	74C83	1.45	4030	0.45	40193	1.37	MS566A	0.35
7441	0.20	74188	0.99	74LS126	0.62	74C15	0.45	74C86	1.45	4031	2.25	40194	1.17	MS566A	1.20
7442	0.20	74189	0.99	74LS132	0.91	74C16	0.45	74C89	1.45	4032	2.25	40195	1.17	MS566A	1.20
7443	0.20	74190	0.99	74LS132	0.91	74C17	0.45	74C96	0.49	4034	2.75	40195	1.17	MS566A	1.20
7444	0.20	74191	0.99	74LS132	0.91	74C18	0.49	74C99	0.49	4035	0.45	40199	1.17	MS566A	1.20
7445	0.20	74192	0.87	74LS139	0.93	74C19	0.45	74C107	0.69	4040	1.20	40200	0.99	MS566A	1.20
7446	0.20	74193	0.87	74LS139	0.93	74C20	0.45	74C109	1.10	4040	1.20	40201	0.99	MS566A	1.20
7447	0.20	74194	0.87	74LS139	0.93	74C21	0.45	74C110	1.10	4041	1.05	40202	0.99	MS566A	1.20
7448	0.20	74195	0.87	74LS151	1.05	74C22	0.45	74C111	1.10	4042	0.99	754518CT	50.50	SN75492N	0.52
7449	0.20	74196	0.87	74LS151	1.05	74C23	0.45	74C112	1.10	4043	0.99	754529CT	50.50	SN75492N	0.52
7450	0.20	74197	0.87	74LS151	1.05	74C24	0.45	74C113	1.10	4044	0.99	754530CT	50.50	SN75492N	0.52
7451	0.20	74198	0.87	74LS151	1.05	74C25	0.45	74C114	1.10	4045	0.99	754531CT	50.50	SN75492N	0.52
7452	0.20	74199	0.87	74LS151	1.05	74C26	0.45	74C115	1.10	4046	0.99	754532CT	50.50	SN75492N	0.52
7453	0.20	74200	0.87	74LS151	1.05	74C27	0.45	74C116	1.10	4047	0.99	754533CT	50.50	SN75492N	0.52
7454	0.20	74201	0.87	74LS151	1.05	74C28	0.45	74C117	1.10	4048	0.99	754534CT	50.50	SN75492N	0.52
7455	0.20	74202	0.87	74LS151	1.05	74C29	0.45	74C118	1.10	4049	0.99	754535CT	50.50	SN75492N	0.52
7456	0.20	74203	0.87	74LS151	1.05	74C30	0.45	74C119	1.10	4050	0.99	754536CT	50.50	SN75492N	0.52
7457	0.20	74204	0.87	74LS151	1.05	74C31	0.45	74C120	1.10	4051	0.99	754537CT	50.50	SN75492N	0.52
7458	0.20	74205	0.87	74LS151	1.05	74C32	0.45	74C121	1.10	4052	0.99	754538CT	50.50	SN75492N	0.52
7459	0.20	74206	0.87	74LS151	1.05	74C33	0.45	74C122	1.10	4053	0.99	754539CT	50.50	SN75492N	0.52
7460	0.20	74207	0.87	74LS151	1.05	74C34	0.45	74C123	1.10	4054	0.99	754540CT	50.50	SN75492N	0.52
7461	0.20	74208	0.87	74LS151	1.05	74C35	0.45	74C124	1.10	4055	0.99	754541CT	50.50	SN75492N	0.52
7462	0.20	74209	0.87	74LS151	1.05	74C36	0.45	74C125	1.10	4056	0.99	754542CT	50.50	SN75492N	0.52
7463	0.20	74210	0.87	74LS151	1.05	74C37	0.45	74C126	1.10	4057	0.99	754543CT	50.50	SN75492N	0.52
7464	0.20	74211	0.87	74LS151	1.05	74C38	0.45	74C127	1.10	4058	0.99	754544CT	50.50	SN75492N	0.52
7465	0.20	74212	0.87	74LS151	1.05	74C39	0.45	74C128	1.10	4059	0.99	754545CT	50.50	SN75492N	0.52
7466	0.20	74213	0.87	74LS151	1.05	74C40	0.45	74C129	1.10	4060	0.99	754546CT	50.50	SN75492N	0.52
7467	0.20	74214	0.87	74LS151	1.05	74C41	0.45	74C130	1.10	4061	0.99	754547CT	50.50	SN75492N	0.52
7468	0.20	74215	0												

# DESOLDER WITH EASE

Introvac® XS/XM



**\$14.95**

Introvac XS standard and XM miniature desoldering tools are unmatched in quality and performance on today's market. Only Introvac has these features:

- One handed operation
- Replaceable tips and parts
- Aluminum octagonal body for low operator fatigue
- All metal internal vacuum system
- Ultra high suction power

Write for your local distributor



**AMERICAN NAVIGATOR INC.**

162 Northfield Rd., Northfield, IL. 60093  
Phone: (312) 441-7570 Tlx: 283•542

CIRCLE 85 ON FREE INFORMATION CARD

focus rectifier. Those solid-state types can lose several of the little diodes and the focus voltage goes down. Try a new rectifier and see if that helps. It is also possible that the focus voltage being low is making the picture tube take too much beam current (loading down the high-voltage and dropping boost, etc.). Aside from that, you might check the boost capacitor to make sure that it's OK. Also, try some new resistors in that high-voltage regulator-grid circuit. We've had many cases of those changing value or opening up under load. Good luck!

## TAPE-REVERB PROBLEM

*I've got an Echoette NG-51 reverb unit that was made in Germany. Do you have any data on this?—E.R., Lynnwood, IL*

Sorry, I looked through my *Electric Guitar Amplifier Handbook*, and I could not find it. However, I've seen that type before. It uses an endless loop of tape, with separate record and playback heads. The signal is first recorded on the tape and then picked up and fed back to the amp. The amount of delay can be adjusted by moving the heads closer together or farther apart.

All you really have is a tape recorder that records and plays back at the same time. Since it has tubes, it should be simple! Feed a test signal into the input and see if it gets to the record head. If

so, then feed a signal to playback head and see if it gets to the output. Check the plate voltages and so on, and follow the signals. It should be fairly easy to find the problem.

## HORIZONTAL YOKE TEST

*Is there any simple method of checking for loss of high-voltage due to a bad yoke?—L.S., Coraopolis, PA*

In tube sets, read the boost voltage and the horizontal-output tube cathode current. A shorted winding in the horizontal yoke will kill the boost and make the current go way up. To test for this, disconnect the yoke winding. (Don't forget to jumper B+ across the yoke plug; it's usually interlocked.) If the high-voltage comes back and the current drops below normal, the horizontal winding may be shorted. That can blow the horizontal output tube.

Solid-state sets usually have the horizontal yoke driven in shunt with the fly-back, right off the output transistor. You can disconnect the yoke winding and if the high-voltage comes back, you'll see a bright vertical line on the screen. When the winding is shorted, the horizontal-output transistor is usually blown. So, for safety, always use a Variac when checking a set after transistor replacement. Solid-state yokes give you less trouble since they use bigger wire and less of it. **R-E**



## NOW YOU CAN BUILD YOURSELF AN ORCHESTRA

The most advanced — most versatile organ you ever dreamed of is now within most everyone's reach . . . because you build it yourself the exclusive WERSI way.

Expand your instrument according to your taste and budget. With WERSI's 'Building Block' system, you'll never need to trade organs again!

Superior WERSI quality also available in pianos, synthesizers, amps, rhythm units, etc. . . . kit or factory assembled.

Send \$6 for the exciting Sight and Sound package everyone raves about. You'll receive the famous "WERSITIME 2" 12" LP with accompanying libretto as well as a full color, 104 page manual, widely acclaimed as the encyclopedia of organ builders, introducing you to the Wonderful World of

**WERSI** world leader in quality do-it-yourself instruments

WERSI ELECTRONICS, INC. Dept. M4  
P. O. Box 5318, 1720 Hempstead Road  
Lancaster, PA 17601

Please send above demo pack @ \$6.00.

Name \_\_\_\_\_

Address \_\_\_\_\_

City \_\_\_\_\_ State \_\_\_\_\_ Zip \_\_\_\_\_

# DON'T FORGET



USE  
YOUR  
READER  
SERVICE  
CARD

## INTERNATIONAL FM-2400CH FREQUENCY METER FOR TESTING MOBILE TRANSMITTERS AND RECEIVERS

Portable • Solid State • Rechargeable Batteries

The FM-2400CH provides an accurate frequency standard for testing and adjustment of mobile transmitters and receivers at predetermined frequencies.

The FM-2400CH with its extended range covers 25 to 1000 MHz.

The frequencies can be those of the radio frequency channels of operation and/or the intermediate frequen-

cies of the receiver between 5 MHz and 40 MHz.

Frequency stability:  $\pm .0005\%$  from  $+50^\circ$  to  $+104^\circ\text{F}$ .

Frequency stability with built-in thermometer and temperature corrected charts:  $\pm .00025\%$  from  $+25^\circ$  to  $+125^\circ$  (.000125% special 450 MHz crystals available).

- Tests Predetermined Frequencies 25 to 1000 MHz
- Extended Range Covers 950 MHz Band
- Pin Diode Attenuator for Full Range Coverage as Signal Generator
- Measures FM Deviation.

FM-2400CH (meter only) ..... \$690.49

RF crystals (with temperature correction) ..... \$28.89 ea.

RF crystals (less temperature correction) ..... \$21.92 ea.

IF crystals ..... catalog price

Write for catalog



INTERNATIONAL CRYSTAL MFG. CO., INC.  
10 North Lee Oklahoma City, Okla. 73102

CIRCLE 64 ON FREE INFORMATION CARD



More information on new lit is available. Use the Free Information Card inside the back cover

**CLOCKS AND TIMERS CATALOG**, 16 pages, is a brochure covering a variety of digital clock/timers and includes photos, descriptions, specifications, and options used for each product. Products featured are digital clock thermometers, clock timers with memory, 10- and 60-minute timers, 100-minute up/down timers, and console-mount clocks and timers. The brochure also covers a time-code reader, a time-code generator, an audio-level indicator, master-clock systems, time-control systems, RAM time programmers and tape timers. Included is a price list.—**ESE**, 142 Sierra St., El Segundo, CA 90245.

**CIRCLE 141 ON FREE INFORMATION CARD**

**CAPACITOR CATALOG**, the *Component Selector*, 96 pages, is a colorful catalog containing complete specifications and selection data on a line of DC capacitors, relays, EMI filters and AC capacitors. Product lines featured are aluminum electrolytic, film dielectric and mica capacitors, general purpose, miniature, sub-miniature and time-delay relays, all-purpose APF/EMI noise filters, and by-pass, non-PCB and "Soggy Foil" AC capacitors. Included in the catalog are product specifications, engineering data, cross-reference

and selection tables.—**Cornell-Dubilier Electric**, Marketing Communications, 150 Ave. L, Newark, NJ 07101.

**CIRCLE 142 ON FREE INFORMATION CARD**

**LOGOTYPE BOOKLET**, *Semiconductor Manufacturers' Logotypes*, 12 pages, is designed to help engineers and service technicians quickly and accurately translate product identifiers stamped on semiconductors into the device manufacturers' full names. In the booklet, the symbols or words used by manufacturers to mark their products or company names are arranged in alphabetical order. Included are the *D.A.T.A. Book* manufacturer's code and the complete name of the manufacturer.—**D.A.T.A., Inc.**, P.O. Box 26875-PR, San Diego, CA 92126.

**CIRCLE 143 ON FREE INFORMATION CARD**

**OSCILLOSCOPE SELECTION GUIDE**, a 16-page full-color brochure, describes 11 different laboratory and field-service oscilloscopes. Included are dual and single-trace scopes ranging from 5 MHz to 35 MHz, a 100-MHz quadruple-trace lab scope, a 30-MHz dual-trace delayed-sweep scope and an ultra-compact 15-MHz dual-trace

AC/DC battery miniscope. The guide details individual features and applications of the scopes and also covers certain design features such as expanded range power supplies, built-in probe calibrator/compensator, ultra-wide bandwidth and compatible laboratory interfacing. A specification table is included and accessories, such as probes, carrying cases, a rack mounting kit and battery packs are also described.—**B&K-Precision**, **Dynascan Corp.**, 6460 W. Cortland St., Chicago, IL 60635.

**CIRCLE 144 ON FREE INFORMATION CARD**

**CAVITY DEVICES, PRESELECTORS AND DUPLEXERS**, *Catalog 380*, contains 36 pages describing bandpass, pass-reject and notch cavities, high selectivity and compact preselectors, and base station, mobile, and marine duplexers. Each product is illustrated and accompanied by a complete technical description including the tabular presentation of both electrical and mechanical specifications. Response curves are also provided. Other features of the catalog include a reference index plus data on other products such as base station, vehicular and marine antennas, transmitter combiners, receiver multicouplers and rigid coaxial transmission line.—**Phelps Dodge Communications Co.**, Route 79, Marlboro, NJ 07746.

**CIRCLE 145 ON FREE INFORMATION CARD**

## SPECIAL THIS MONTH



**ELECTRONIC GAMES**  
Regular price \$4.50



**BEGINNERS GUIDE TO MICROPROCESSORS & COMPUTING**  
Regular price \$4.50



**RADIO CIRCUITS USING IC'S**  
Regular price \$3.50



**SINGLE IC PROJECTS**  
Regular price \$3.75



**ELECTRONIC SECURITY DEVICES**  
Regular price \$3.75

- This month ONLY \$4.00
- This month ONLY \$4.00
- This month only \$3.00
- This month ONLY \$3.25
- This month ONLY \$3.25

## Electronics Paperback Books

### Quality Paperbacks at Affordable Prices

**SPECIAL PRICE GOOD UNTIL 7/31/81**  
To order from this ad: Check off the books you want. Total the prices. Add in shipping. NY State residents add Sales Tax. Total it up, enclose your check and mail.

- Power Supply Circuits \$4.00
- Single IC Projects \$3.95
- IC 555 Projects (Expanded Edition) \$4.50
- Electronic Test Equipment Construction \$4.50
- 1st Book of Hi Fi Loudspeaker Enclosures \$3.25
- Handbook Of IC Audio Preamp and Power Amp Construction \$3.25
- 50 Circuits Using Germanium Silicon and Zener Diodes \$3.50
- Practical Computer Experiments \$4.75
- 50 FET (Field Effect Transistor) Projects \$3.50
- Digital IC Equivalents and Pin Connections \$7.50
- Linear IC Equivalents and Pin Connections \$7.50
- Popular Electronic Circuits, Book 1 \$4.95
- Digital IC Projects \$4.95
- Popular Electronic Projects \$3.50
- Electronic Music and Creative Tape Recording \$3.50
- Projects In Opto Electronics \$3.50
- How To Build Your Own Metal & Treasure Locators \$3.50

**ELECTRONIC TECHNOLOGY TODAY INC.** 6-81  
17 Slate Lane, Central Islip, NY 11722 *No Canadian Orders*

Total Price .....

Shipping and Handling .....

(60¢ 1 or 2 books. 25¢ each add.)

Subtotal .....

Sales Tax (NY State Residents only) .....

Name .....

Address .....

City ..... State ..... Zip .....

## CIRCUITS WITH EARS

*continued from page 63*

alto, tenor, soprano, etc. The spectrum's sub-band energy distribution would obviously shift slightly as the pitch of the speaker's voice shifts, and weighting factors could be introduced into the analysis to help correct for differences between speakers.

### VOICE-RECOGNITION SYSTEMS

For more information, circle the corresponding number on the Free Information card inside the back cover.

**Threshold Technology**  
1829 Underwood Boulevard  
Delran, NJ 08075  
CIRCLE 91 ON FREE INFORMATION CARD

**Centigram Corporation**  
155A Moffett Drive Park  
Suite 108  
Sunnyvale, CA 94086  
CIRCLE 92 ON FREE INFORMATION CARD

**Heuristics Incorporated**  
1285 Hammerwood Avenue  
Sunnyvale, CA 94086  
CIRCLE 93 ON FREE INFORMATION CARD

**Interstate Electronics**  
707 E. Vermont Street  
Anaheim, CA 92803  
CIRCLE 94 ON FREE INFORMATION CARD

### Connected speech

We have seen that time analysis of speech for today's isolated word-recognition systems requires proper framing of the word, which means recognizing its beginning and its end. But normal speech is connected speech, with the end of one word often indistinguishable from the beginning of the next.

IBM has been working on the prob-

lem of recognizing words and phrases in the midst of continuous speech. Using a large mainframe computer and some advanced techniques including spectrographic analysis, they've been able to take text derived from a 1000-word vocabulary and—with a speaker reading the text at a normal pace—transcribe the spoken text into printed copy with better than 90% accuracy.

### What's here and what's coming

Speech-recognition equipment is available at every level from single boards an experimenter can connect to his computer to huge mainframe systems like those in use at Bell Labs and IBM. A great deal of attention is being given to continued developments in the sophistication and accuracy of voice-entry terminals, which accept spoken rather than keyboard-entered data.

Threshold Technology, Incorporated and Centigram Corporation are two of the leaders in speech terminals. A newcomer to that area is one of the pioneers in speech recognition for experimenters, Heuristics Incorporated.

New on the experimental end is the Cognivox by Voicetek, and the VET/1 and VET/2 from Scott Instruments.

Commercial speech-recognition systems are also made by Verbex Corporation (formerly Dialog Systems Incorporated), Scope Electronics Incorporated, and Interstate Electronics, as well as Perception Technology Incorporated. R-E

**Scope Electronics Incorporated**  
1860 Michael Faraday Drive  
Reston, VA 22090  
CIRCLE 95 ON FREE INFORMATION CARD

**Verbex Corporation**  
2 Oak Park  
Bedford, MA 01730  
CIRCLE 96 ON FREE INFORMATION CARD

**Perception Technology Incorporated**  
95 Cross Street  
Winchester, MA 01890  
CIRCLE 97 ON FREE INFORMATION CARD

**Scott Instruments**  
815 North Elm Street  
Suite 5  
Denton, TX 76201  
CIRCLE 98 ON FREE INFORMATION CARD

**Voicetek**  
PO Box 388  
Goleta, CA 93017  
CIRCLE 99 ON FREE INFORMATION CARD

## SOLID STATE DEVICES

*continued from page 46*

is much less than  $G_0$ .

Suppose that we bias the Gunn device at some potential greater than the threshold voltage. The domain-creation phenomenon of the transit-time mode will cause several initial output pulses that serve to excite (i.e., "ring") the external tank circuit into oscillation. That action will cause a continuous RF sinewave to build up with a frequency equal to the resonant frequency of the tank circuit. The RF voltage adds algebraically with the DC bias such that the total bias is greater on positive peaks and less on negative peaks, as illustrated in Fig. 7. The value of the DC bias must be carefully adjusted so that the total bias drops below  $V_{TH}$  on negative peaks of the RF cycle, yet will remain above the minimum sustaining potential. Whenever the total bias (i.e., sum of DC and RF voltages) is less than the threshold potential the domains are quenched. If the previous domain reaches the anode while the bias is below  $V_{TH}$ , then the creation of the next domain is *delayed* until the RF cycle brings the bias back above the threshold potential. That causes the output-current pulse period to adjust to the period

of the tank circuit.

We can use the frequency agility of the delayed transit-time mode to frequency-modulate the device, or make it subject to *automatic frequency control (AFC)* operation, by manipulation of the DC bias potential.

The delayed transit-time mode is considerably more efficient than the transit-time mode. The output power available in the transit-time mode is usually less than 1 watt, with efficiencies on the order of only one to five percent. The delayed transit-time mode, on the other hand, can deliver peak powers up to several hundred watts (with a duty cycle of 0.01% or less). The operating frequency of the transit-time mode is determined by the length of the active region and the velocity of the electrons. The delayed transit-time mode, however, will adjust itself to the resonant frequency of the high-Q tank circuit to which it is connected. We can often adjust the operating frequency over a range of one octave by adjusting the tank dimensions.

Next month we'll continue our discussion of Gunn devices. We'll also take a close look at some other solid-state microwave oscillators including the IMPATT, TRAPATT, and BARITT devices. R-E

# A plan for all seasons.

**T**he Payroll Savings Plan is one of the easiest, safest ways to get started on the saving habit. Even if it has always seemed too difficult in past seasons.

A little is automatically taken out of each paycheck toward the purchase of U.S. Savings Bonds. You'll never miss it, so you'll never spend it.

It just keeps growing for some coming spring, or maybe a warm vacation during a cold winter.

It's a plan for all seasons.  
For all Americans.

**Take  
stock  
in America.**



*When you put part of your savings into U.S. Savings Bonds you're helping to build a brighter future for your country and for yourself.*

# market center

**CLASSIFIED COMMERCIAL RATE** (for firms or individuals offering commercial products or services). \$1.65 per word prepaid (no charge for zip code) . . . **MINIMUM 15 WORDS.** 5% discount for 6 issues, 10% for 12 issues within one year, if prepaid.

**NON-COMMERCIAL RATE** (for individuals who want to buy or sell a personal item) \$1.00 per word prepaid . . . no minimum.

**ONLY FIRST WORD AND NAME** set in bold caps. Additional bold face (not available as all caps) at 10¢ per word. All copy subject to publisher's approval. **ADVERTISEMENTS USING P.O. BOX ADDRESS WILL NOT BE ACCEPTED UNTIL ADVERTISER SUPPLIES PUBLISHER WITH PERMANENT ADDRESS AND PHONE NUMBER.** Copy to be in our hands on the 26th of the third month preceding the date of the issue (i.e., August issue closes May 26). When normal closing date falls on Saturday, Sunday, or a holiday, issue closes on preceding working day.

## SATELLITE TELEVISION

**SATELLITE** television...Howard/Coleman boards to build your own receiver. For more information write: **ROBERT COLEMAN**, Rt. 3, Box 58-ARE, Travelers Rest, SC 29690

**SATELLITE** parabolic antenna, including polar mount. Fiberglass and steel construction f/d—.45 10'—39 dB—\$1000.00, 12'—41 dB—\$1100.00. **SATRONICS COMMUNICATIONS**, P.O. Box 2924, St. A, Champaign, IL 61820 (217) 398-2873

## Satellite TV

### FOR THE HOME

#### Sick of Network TV?

Our receiver lets you get over 75 channels of television directly from earth-orbiting cable TV satellites! HBO, Showtime, super stations, sports and movies worldwide.



**We don't just sell information! We Manufacture Hardware!**

From offshore oil rigs, data links to hotels and backyard installations, we wrote the book. Constantly updated, our 94 Page technical information book and catalog gives you all the facts. Inexpensive dishes, feeds, telemetry software, kits and more. Recommended reading by NASA, The Office of Consumer Affairs and quality companies like Rockwell/Collins. Send \$7.95 today!

CALL  
24-hr. C.O.D. Hotline  
(305) 339-7600

**SPACECOAST**

RESEARCH CORPORATION  
P.O. Box 442-E, Altamonte Spgs, FL 32701



## SATELLITE TV

Make your first investment in Satellite TV the intelligent one!

- Complete Handbook & Buyers Guide - detailed, yet simple to understand. Includes equipment costs, kits, turnkey manufacturers - \$7.95.
- Comp-Sat Location Analysis - 6-page computer print out locates all 11 satellites. A must for any station. Sent zip code, longitude & latitude or nearest intersection. - \$9.95.
- Both of the above for only \$16.95.

**INTERNATIONAL COMMUNICATIONS CO.**  
P.O. BOX 25036 - CHARLOTTE, N.C. 28212



## SATELLITE VISION

We manufacture the highest spec 3-meter data & video dish in the world 41db gain! We also sell direct. Immediate delivery or you pick up. Complete details including satellite TV information, pricing service and discount schedule. Send \$1.25 for postage & handling.

**TIGER TENNAS**  
P.O. Box 561  
Casselberry, Florida 32707



**LOW COST ANTENNA**  
**COMPLETE SPHERICAL ANTENNA**  
EASY TO USE, ASSEMBLE & INSTALL  
WE ALSO CARRY COMPONENTS!  
CALL FOR INFORMATION  
**HIGH FRONTIER**  
2230 E. Camelback, Phoenix, AZ 85016  
(602) 954-6008

## Enjoy Satellite TV Now



Better than Cable TV—Over 200 TV and radio services. Why waste money? Learn the whole story and build a video system the family can enjoy. No commercials, **FREE** movies, sports and Vegas shows—worldwide, crystal clear reception connects to any TV set. Big (8x11 in.) book loaded with details, photos, plans, kits—**TELLS EVERYTHING! Satisfaction Guaranteed.**

Send \$7.95 TODAY! Add \$2.00 for 1st class (air mail) or call our 24 hour C.O.D. rush order line (305) 862-5068.

**GLOBAL ELECTRONICS**,  
P.O. Box 219-E, Maitland, Florida 32751


## EDUCATION & INSTRUCTION

**ELECTRONICS** books from world publishers. Lowest prices, ask catalog. **BUSINESS PROMOTION**, Lajpatrai Market, Delhi, India

**UNIVERSITY** degrees by mail! Bachelors, Masters, PhD's . . . Free revealing details. **COUNSELLING**, Box 317-RE 6, Tustin, CA 92680

## PASS FCC EXAMS

The Original FCC Tests Answers exam manual that prepares you at home for FCC First and Second Class Radiotelephone Licenses. Newly revised multiple choice exams cover all areas tested on the actual FCC exam. Plus "Self-Study Ability Test". Proven! \$12.95 postage & (Add \$2.00 for 1st class Air Mail). Moneyback Guarantee.



**COMTAND PRODUCTIONS**  
Radio Engineering Division  
P.O. Box 26348 E  
San Francisco, CA 94126

**BROADCASTING!** Start your own radio station at home, school, church! Become **DJ-engineer**. Free information. **"BROADCASTING"**, Box 130-F6 Paradise, CA 95969

**TECHNICAL reports:** Keep pace with technology. Stay current beyond immediate job requirements. Engineers, technicians, computer science personnel. **Free** brochure. **ADVANCE TECHNOLOGY EDUCATION SYSTEMS**, 4615 North Park Avenue, Suite 1519, Chevy Chase, Maryland 20015

**TUTORING** by mail, let our experts assist you in any electronics course. Send for free information, **INSTITUTE OF ADVANCED ELECTRONICS**, PO Box 32740R, Detroit, MI 48233

## PLANS & KITS

**BUILD** a frequency standard as accurate as WWV. Use to verify accuracy of your frequency counter. Complete circuit \$8.00. Send stamp for kit information. **DA PRODUCTS**, PO Box 566, Hampshire, IL 60140

**BOOST CB/HAM** modulation/range. **Free** plans/kits catalog. **"SKIPPER"**, Box 130-F6, Paradise, CA 95969



## ELECTRONIC ORGAN KITS

3-4 Manuals

THEATER and CLASSICAL

Refundable Parts

Brochure \$2.00 Catalog \$1.50

**DEVTRONIX ORGANS, INC.**, Dept 60  
6101 WAREHOUSE WAY, SACRAMENTO, CA 95826

**DECODE** Morse and RTTY signals off the air with new **Morse-a-Word** or **RTTY reader**. Morse keyboard also available. Kits or factory wired. Send for details. **MICROCRAFT**, Box 513R, Thiensville, WI 53092 (414) 241-8144.

**CABLE TV** converter, low cost, easy to build, plans \$5.00. **L. NAHNAS**, 112 Williams Ave., Old Tappan, NJ 07675

**2716 EPROM** \$11 programmer, hardware software plans. Send \$9. **CARTIER**, 6844 Nashville Road, Lanham, MD 20801

**SENSITIVE** car radio converters! Aircraft, short wave, VLF 175 Khz transmitters, free information write: **C.M. BAKER ELECTRONICS**, P.O. Box 4566, Phila., PA 19131

**PRINTED** circuit boards from sketch or artwork. Kit projects. Free details. **DANOCINTHS INC.**, Box 261, Westland, MI 48185

**FREE** catalog IC's semis, parts. **CORONET ELECTRONICS**, 649A Notre Dame W., Montreal, Que, Canada H3C 1H8 US inquiries

**PALOMAR—pride—exclusive repair facility.** Factory trained technicians—all work guaranteed. **PALOMAR/PRIDE ELECTRONICS**, 1320 Grand, San Marcos, CA 92069 (714) 744-0720

**PRINTED** circuit boards with running water! Technological breakthrough. Precise reproduction. Ideal for beginners. Free info. **COVAL**, Dept. RE6, 2706 Kirby, Champaign, IL 61820

**KITS**, plans, and hard to find components for electronic music and audio projects. Send for free info at: **ELECTRONIC MUSIC CONSULTANTS**, 533-R San Blas Place, Santa Barbara, CA 93111

**TELEVISION** alignment—in minutes—while observing revolutionary pattern. Check RF, IF, video instantly! So simple and inexpensive it's incredible. Complete plans—\$8.00. Free details. **E-Z LINE**, Box 2702R, Clearwater, FL 33517

**BUILD** low cost, quality parabolic TVRO satellite dish. Plans \$5.00. **HARDEN AND ASSOCIATES**, Box 187, Manteo, NC 27954

**RIAA** equalizer, less noise than cartridge! Equalization error, ±0.1 dB! Switch provides response for finding optimum cartridge load. Smallest size, cost, parts count. Plans, layout, equations, \$2.00. **C.E.D. CORP.**, 8136 Music St., Chagrin Falls, OH 44022

**TESLA** coils. 50,000V-5,000,000V, 520W-3,000KW, arcs-100". Illustrated construction manual includes: 5 powerful coil plans (tube, sparkgap), high-voltage, high-frequency experiments, design theory, ball lighting . . . manual \$15.00. Information/photo \$2.00. **B&L SCIENTIFIC**, 215 W. First St., Suite 105-47A, Tustin, CA 92680

**CABLE TV** converters and equipment, micro-wave antennas and downconverters. Plans and parts. Build or buy. For information send \$2.00. **C&D COMPANY**, PO Box 21, Jenison, MI 49428

**KILL** obnoxious loud TV commercials automatically. Complete plans, \$5.00. **BRIDGES**, 1248 N. Denver, Tulsa, OK 74106

## FREE KIT Catalog

FUNCTION GENERATOR KIT \$59.95  
Auto-Ranging Cap-meter kit \$79.95  
**Phone 415-447-3433**  
Write or Phone for FREE CATALOG.  
Average 1 minute Saturday call is 21¢.

**DAGE** SCIENTIFIC INSTRUMENTS  
BOX 1054R LIVERMORE CA 94550

JUNE 1981

**UNIQUE electronic plans:** Telephone memory dialer, stores 32 numbers, \$4.00. Negative ion generator, easy to build, \$4.00. Buy both for \$8.00 and we'll send a third set free! Plans include detailed instructions and PC patterns. **Parts and kits available.** For more information, send SASE. **COLLINS ELECTRONICS**, Box 5424, San Bernardino, CA 92412

### BUSINESS OPPORTUNITIES

**MECHANICALLY** inclined individuals desiring ownership of Small Electronics Manufacturing Business—without investment. Write: **BUSINESS-ES**, 92-R, Brighton 11th, Brooklyn, NY 11235

**NEW** tax loopholes discovered. Everyone eligible. Free sample newsletter. Write: **ULC**, Box 179-CU, Clarkston, GA 30021

**CRT** rebuilding machinery. \$1000/\$3000 weekly possible when you own our patented picture tube rebuilding equipment. Training provided. Phone (312) 583-6565. Write: **LAKESIDE**, 4071 N. Elston, Chicago, IL 60618

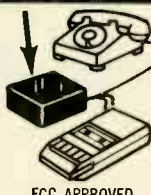
### WANTED

**MIRROR** in the lid, spinning disc, and other pre-1946 television sets wanted. Call collect: (203) 521-5280

**ANTIQUE** radio collector reopening museum. Please contact: **ALLISON**, Box 1, E. Patchogue, NY 11712

### PHONE RECORDING ADAPTER

Record incoming and outgoing calls automatically with this all solid state unit connected to your telephone jack and tape recorder. Starts recording when phone is lifted. Stops when you hang up, making a permanent record. Easily installed. No extra monthly phone charges. **\$24.50\***



FCC APPROVED

### VOX VOICE ACTIVATED CONTROL SWITCH

Solid state. Self contained. Excellent adjustable sensitivity. Voices or other sounds automatically activate and control recorder. Uses recorder mike or remote mike.



2 3/4 x 1 3/4 x 3/4" **\$24.95\***

Phone call Adapter \$24.50\*, VOX \$24.95\* (\*plus \$1.00 ea. shipping & handling). Mail Order, VISA, M/C, cod's okay, quantity discounts available. Money back guarantee. Free data. **AMC SALES**, Dept. 19, 9335 Lubec St., Box 928 Downey, CA 90241, Phone (213) 869-8519

### CABLE TV EQUIPMENT

100 brand new Philips cable TV converters/VCR programmers. \$3560 (US funds). Prepaid to your door. Sample \$48. **BIRNBOM**, 3655 Ridgewood, Suite 103, Montreal, Canada H3V 1B4 (phone 514-739-0614) USA Inquiries

### ROBOTS

**ROBOTIC** catalog—motors, gears, hardware, electronics, \$3.00; newsletter, \$8.00 per year. **MOUDY ELECTRONICS**, R.D.2 Box 427, Hollidaysburg, PA 16648

### Electronic Design Lab CA-18

Save money, time, and trouble with a design lab!

- Two EXP300 breadboards • Sloping metal cabinet
- Variable square wave generator .5Hz-20KHz
- T.T.L. and C.M.O.S. outputs
- Power supplies fixes 5V-1/2 amp output variable dual tracking regulator 0-15V ±, current ± 200M.A., all supplies short circuit proof, noise and ripples less than 20M.V.
- Four logic level indicators • Four data switches
- Excellent for schools teaching electronics, students, hobbyists, engineers and technicians. For testing, prototypes, modifications, circuit changes, ideas, and testing I.C.'s.

Write for a FREE brochure. Complete design lab \$99.95, kit only \$89.95. Shipping and handling (U.P.S.) \$5.00. We will ship C.O.D.

**CASCADE LABS**, 1261 Sunny Shore Drive Camano Island, Washington 98292 • (206) 387-0912

### CB RADIO

**GET more CB channels and range!** Frequency expanders, boosters, speech processors, VOX, how-to books, plans, modifications. Catalog \$1. **CB CITY**, Box 31500RE, Phoenix, AZ 85046

### ATTENTION ELECTRONIC TECHNICIANS

Highly Effective Home Study BSEE Degree Program for Experienced Electronic Technicians. Our New Advanced-Placement Program grants Credit for previous Schooling & Professional Experience. Advance Rapidly! Our 36th Year! Free Descriptive Literature.

**COOK'S INSTITUTE OF ELECTRONICS ENGINEERING**  
Desk 10 • P.O. Box 20345 • Jackson, MS 39209

### QUALITY ELECTRONIC PARTS AT WHOLESALE PRICES

**ELECTRONIC** dealers & hobbyists! Send name & address for "free catalog" & be placed on mailing list for monthly specials. Free technical assistance available with order. **ROBERT MILLER**, Dept. RE1, Box 391, Bay Station, Brooklyn, NY 11235

### WRITE FOR MCGEE'S SPEAKER & ELECTRONICS CATALOG

1001 BARGAINS IN SPEAKERS

Tel: 1 (816) 842 5092

1901 MCGEE STREET KANSAS CITY, MO. 64108

**39<sup>95</sup>** ADD \$2.50 FOR POSTAGE  
**30 CHANNEL CABLE TV CONVERTER**  
**FREE!** UNUSUAL 96 PAGE ELECTRONIC PARTS & IDEAS CATALOG!  
ORDER No. 171AE047  
**ETCO** ROUTE 9N, PLATTSBURGH, N.Y. 12901  
Tel.: (518) 561-8700.

**Buy Gov't Surplus SAVE To 85%.**  
Send 60¢ For Big Bargain Catalog  
1000's Of Bargains; Surplus, Excess Inventory, Brand Name New Equipment  
COMPRESSORS • WINCHES • GEAR MOTORS  
TELEPHONES • WELDERS • POWER PLANTS  
SURVEYING INSTRUMENTS • ELECTRONICS  
FIRE/BURGALAR ALARMS • PAINT GUNS  
TARPS • BINOCULARS • TOOL BOXES  
HYDRAULICS • AIR TOOLS • PUMPS  
**SURPLUS CENTER** Box 82209-RE Lincoln, Nebraska Zip Code: 68501

**AMAZING ELECTRONIC PROJECTS and PRODUCTS:** Lasers Super Powered. Burning Cutting, Rifle, Pistol. Pocket. See in Dark—Shotgun Directional Mike—Unscramblers—Giant Tesla—Stunwand—TV Disrupter—Energy Producing, Surveillance, Detection, Electrifying, Ultrasonic, CB, Auto and Mech. Devices, Hundreds More—All New Plus INFO UNLTD PARTS SERVICE. Catalog \$1. Information Unlimited, Dept. R8 Box 716 Amherst, N.H. 03031.

**HIGHLY PROFITABLE ONE-MAN ELECTRONIC FACTORY**  
Investment unnecessary, knowledge not required, sales handled by professionals. Ideal home business. Write today for facts! **Postcard will do. Barta-RE-N, Box 248, Walnut Creek, CA 94597.**

**4** one. • CAPACITANCE METER 1pF to 999KµF  
in kit • FREQUENCY COUNTER 35MHz  
kit • SQUARE WAVE GEN. 1Hz to 99KHz—  
• OHMMETER—3.58MHz Xtal—Regulated PS—Five  
8" Readouts—Low cost TTL Circuits—Automatic  
Decimal Placement—Be AMAZED—Build It for  
\$50 or less. Purchase the plans, etched P.C.  
board 4-3/4" by 6-3/4" and front panel decal  
for \$15.29! **BAGNALL ELECTRONICS**, Refund  
179 May Street, Fairfield, Conn. 06430 any Kit

### ADVERTISING

**LOWEST** prices electronic parts. Confidential catalog free. **KNAPP**, 4750 96th St. N., St. Petersburg, FL 33708

# COMPUTER MARKET CENTER

**COMPUTER MARKET CENTER ADVERTISING RATES** 1" by 1 column (1 5/8") \$55.00. 1 1/2" by 1 column (1 5/8") \$82.50. 2" by 1 column (1 5/8") \$110.00. All ads must be prepaid. Send order and remittances to Computer Market Center, **Radio-Electronics Magazine**, 200 Park Avenue South, New York, New York, 10003. Address telephone inquiries to 212-777-6400. Frequency rates are available.

### TEXAS

**PDP 8 Option Modules**

PDP8A 400 EM	\$2,271
PDP8A 400 EP	\$3,796
PDP8A 600 BM	\$2,795
PDP8A 600 BP	\$3,500
PDP8A 800 PM	\$5,000
PDP8A 800 PP	\$5,700
PDP8E, AE	\$3,375
PDP8E-AS	\$4,300
PDP8E-HK	\$3,300
PDP8E-HS	\$4,300
PDP8F AK	\$3,000
PDP8F AS	\$4,000
PDP 8M-MK	\$2,900
PDP8M-MS	\$4,470
Quadart	\$720

**Federated Consultants**  
214-428-5300  
1218 E. Ervay  
DALLAS, TX 75215

**USED** COMPUTER TERMINALS, PRINTERS, MODEMS, SURPLUS ELECTRONIC PARTS. CATALOG \$1.00  
**RONDURE COMPANY**  
THE COMPUTER ROOM  
2522 BUTLER STREET  
DALLAS, TEXAS 75235  
(214) 630-4621

### CALIFORNIA

**FREE!** INFO-PAK for small computer users mailed twice a year. We sell and broker all kinds of **SMALL COMPUTER SOFTWARE** from S-100 to TRS-80. **SOFTWARE REVIEW**, 704 Solano Ave., Albany, CA 94706 (415) 527-7730.

### CANADA

**DYNAMIC INFORMATION TECHNOLOGIES LTD.**  
P.O. BOX 6553 STN.A.  
SAINT JOHN, N.B., CANADA  
E2L 4R9 (506) 642-4260  
TERMINALS, PRINTERS,  
MICROCOMPUTERS  
SOFTWARE.

**SUPPORT MARCH OF DIMES**

### MASSACHUSETTS



Radio Shack's Model III 16K • \$859  
**TOLL FREE 1-800-343-8124**

**computer plus**

**THIS** is only one of hundreds of unusual values... Get your **FREE CATALOG** today!  
Dept. R  
245A Great Road  
Littleton, MA  
01460

**Take stock in America. Buy U.S. Savings Bonds.**

**COMPUTER SUPPORT CENTER**

**Zilog**

Z80-CPU	2.5 MHz	6.95	Z80-SIO/1	2.5 MHz	22.45
Z80A-CPU	4.0 MHz	9.45	Z80A-SIO/1	4.0 MHz	27.85
Z80-PIO	2.5 MHz	5.45	Z80-SIO/2	2.5 MHz	22.45
Z80A-PIO	4.0 MHz	7.65	Z80A-SIO/2	4.0 MHz	27.85
Z80-CTC	2.5 MHz	5.45	Z80-SIO/9	2.5 MHz	16.85
Z80A-CTC	4.0 MHz	7.65	Z80A-SIO/9	4.0 MHz	21.54
Z80-DMA	2.5 MHz	15.95	Z80-DART	2.5 MHz	11.95
Z80A-DMA	4.0 MHz	22.95	Z80A-DART	4.0 MHz	14.85

**MOS MEMORIES**

**MOS Static RAM's**

Part No.		Price
2101-35	1K (256 x 4) 350NS 22 PIN	3.95
2102-25	1K (1K x 1) 250NS 16 PIN	1.09
P2111-45	1K (256 x 4) 450NS 18 PIN	2.98
P2112-35	1K (256 x 4) 350NS 18 PIN	2.50
2114L	Low Power 4K (1024 x 4) 300NS	2.98
2147	4K (4K x 1) 55NS	9.95
2147	4K (4K x 1) 70NS	7.95

**UART's**

AY5-1013A	Special 3.95
40 KHz Single 5V Supply	

**IK CMOS RAM**

5101	1K (256 x 4) 450NS 22 PIN Low Power	3.95
------	-------------------------------------	------

**4K CMOS RAM**

P6504	4K (4K x 1) 550NS 18 PIN 110W	7.95
P6514	4K (1K x 4) 450NS 18 PIN 110W	6.65

**SHIFT REGISTERS**

1403A	(TO-5)	dual 512 bit	2.98
1404A	(TO-5)	single 1024 bit	2.98
3341APC	Fifo 1 MHz		4.75
3342PC	64 bit		3.95
3347PC	80 bit		3.45

**ECL RAM**

10410ADC/HD2106	7.95
256 x 1 bit fully decoded 15NS 16 pin	

**CLOCK CHIP**

M5M5832RS	12.95
Microprocessor Real-time Clock/Calendar	

**SINGLE BOARD COMPUTERS**

ROCKWELL AIM 65	425.00
R6502 BASED MICROCOMPUTER SYSTEM WITH FULL SIZE KEYBOARD, ALPHANUMERIC 20 CHARACTER DISPLAY AND ALPHANUMERIC 20 COLUMN THERMAL PRINTER 1K RAM	
SYNERTEK SYM-1	245.00
POWERFUL 6502 8-BIT MICROPROCESSOR 6-DIGIT HEX LED DISPLAY, SINGLE 5V POWER REQUIREMENT	

**MICROPROCESSOR CHIP SETS**

8035 CPU	5.95	6800 CPU	4.95
8039 CPU	7.95	6802 CPU	8.65
8080A CPU	4.45	6808 CPU	6.95
8085 CPU	7.95	6809 CPU	24.00
8155	8.95	6810	2.65
8212	2.25	6820	2.65
8214	3.65	6821	2.65
8216	1.98	6845	29.50
8224	3.45	6850	2.65
8226	1.98	6852	2.65
8228	4.98		
8251	5.65	6502 CPU	7.45
8253	8.45	6504 CPU	7.65
8255	5.65	6505 CPU	7.65
8257	8.65	6520	5.72
8259	8.95	6522	7.95
8279	8.95	6532	10.85
8748	45.00	6551	10.95
8755	56.00		

**EPROM'S**

C1702A	\$ 8.95
2K 1US	
C2708	\$ 4.75
1K x 8 450 ns	
2K716/TMS2516 (Intel version)	\$ 6.98
16K145NS Single 5V Supply	
TMS2532 (T.I. Pin Out)	\$ 21.95
32K (4096 x 8) 450 ns	
C2732 (Intel version)	\$ 18.75
32K (4096 x 8) 450 ns	
TMS2564	\$ 140.00
64K (8K x 8) 450 ns	

16K STATIC RAM	Special \$27.85
TMM2016-3 16K (2K x 8) 300NS	
16K MOS DYNAMIC RAM'S (16 PIN)	
4116-20 (200NS)	\$ 3.45
4116-30 (300NS) Ceramic	Special 2.45
4K MDS DYNAMIC RAM'S	
TM45060-30	Special 2.95
4K (4K x 1) 300NS 22 PIN	
16K CMOS STATIC RAM	Special
6116 16K (2K x 8) 150NS 16 PIN	\$ 44.00
64K MOS DYNAMIC RAM	
4164 64K (64K x 1) 200NS 16 PIN	\$ 48.00

**PROM'S**

74S288	2.88	256 bit, 16 PIN
74S189	2.88	256 bit, 16 PIN
93427/82S129	3.65	1K, 16 PIN
93417/82S126	3.65	1K, 16 PIN
93446/7621	4.95	2K, 16 PIN
93436/7620	4.95	2K, 16 PIN
93453/7643	7.95	4K, 18 PIN
93448/7641	8.45	4K, 18 PIN
93451/82S181	19.95	16K, 24 PIN
82S185/7128	27.95	8K, 18 PIN
74S478/7132	19.84	8K, 24 PIN
82S191/7138	78.00	16K, 24 PIN

**LINEAR I.C.'S**

LM310AN-8	.32	LM348N-14	.99	LM748CN-8	.39
LM307N-8	.29	LM358N-8	.52	LM1488N-8	.38
LM308N-8	.88	LM553N-8	.25	LM1488N-14	.66
LM308CH	.95	LM556N-14	.52	LM1488N-14	.66
LM309K	1.56	LM567CN-8	.84	LM1495CN-14	2.25
LM310HC	1.49	LM709CH	.59	LM1496CN-14	1.36
LM311CH	.84	LM714CH	3.65	LM2211CN-14	2.75
LM31N-8	.52	LM723CH	.84	LM2240CP	1.65
LM318N-8	1.18	LM723CN-14	.48	LM3081DC	1.56
LM318CH	1.48	LM725CN-8	1.25	LM3403N-14	.85
LM323K	4.95	LM733CN-14	1.36	LM3524PC	4.95
LM324N	.48	LM739CN-14	1.29	LM3900N	.48
LM339N	.48	LM741CN	.63	LM4136N-14	.88
		LM741CN-8	.28	ULN2003AN	.84
		LM747CN-14	.56		

**DUAL-IN-LINE LOW PROFILE I.C. SOCKETS**

CONTACTS	PRICE
8 PIN	.07
14 PIN	.11
16 PIN	.13
18 PIN	.17
20 PIN	.19
24 PIN	.21
28 PIN	.23
28 PIN	.27
40 PIN	.39

**ANNOUNCING 1981 IC MASTER**

• LOWEST PRICES ANY WHERE FOR THE HIGHEST QUALITY. AN UNBEATABLE COMBINATION.

• The one and only complete integrated circuit data selector.

• 3200 pages of technical information.

• Eight master selection guides.

• 50,000 I.C. devices listed (15,000 changes from the 1980 edition).

• New Development Systems and Custom I.C. sections.

• Four free quarterly updates.

REGULAR PRICE: \$62.50  
SPECIAL PRICE: \$75.00

**CMOS**

CD4001BE	.19	CD4040BE	.65	CD4108BE	1.69
CD4002BE	.19	CD4041BE	.99	CD4510BE	.65
CD4006BE	.59	CD4042BE	.54	CD4511BE	.64
CD4007BE	.27	CD4043BE	.54	CD4512BE	.78
CD4008BE	.69	CD4044BE	.48	CD4514BE	.68
CD4009BE	.42	CD4045BE	.78	CD4515BE	1.54
CD4010BE	.39	CD4047BE	.69	CD4516BE	.75
CD4011BE	.19	CD4049BE	.39	CD4519BE	.52
CD4012BE	.19	CD4050BE	.36	CD4520BE	.63
CD4013BE	.32	CD4051BE	.79	CD4522BE	.78
CD4014BE	.56	CD4052BE	.79	CD4526BE	1.25
CD4015BE	.56	CD4053BE	.79	CD4527BE	1.59
CD4016BE	.52	CD4060BE	.99	CD4528BE	.72
CD4017BE	.56	CD4068BE	.48	CD4531BE	.84
CD4018BE	.52	CD4068BE	.24	CD4532BE	.89
CD4019BE	.54	CD4069BE	.19	CD4539BE	.59
CD4020BE	.68	CD4070BE	.24	CD4543BE	1.59
CD4021BE	.88	CD4071BE	.24	CD4553BE	2.89
CD4022BE	.84	CD4072BE	.19	CD4555BE	.58
CD4023BE	.21	CD4073BE	.24	CD4556BE	.58
CD4024BE	.45	CD4075BE	.24	CD4581BE	1.89
CD4025BE	.24	CD4076BE	.59	CD4582BE	.69
CD4026BE	1.50	CD4077BE	.24	CD4584BE	.42
CD4027BE	.42	CD4081BE	.19	CD4585BE	.79
CD4028BE	.54	CD4082BE	.19	CD4702BE	8.95
CD4029BE	.72	CD4085BE	.45	40097PC	.89
CD4030BE	.39	CD4088BE	.48	40098PC	.89
CD4033BE	1.67	CD4095BE	.59	40161PC	1.25
CD4034BE	2.44	CD4049BE	1.75	40174PC	1.25
CD4035BE	.72	CD4104BE	2.36	40175PC	.99

**SUPER SPECIAL**

**VOLTAGE REGULATORS**

7800KC series (TO-3) 1 amp	1.98
7800UC series (TO-220) 1 amp	.64
78M00UC series (TO-220) 1/2 amp	2.45
7900KC series (TO-3) 1 amp	2.45
7900UC series (TO-220) 1 amp	.79
79M00UC series (TO-220) 1/2 amp	.69

**PLASTIC POWER TRANSISTORS**

TIP29A	.37	TIP41B	.57	TIP122	.72
TIP29B	.38	TIP41C	.59	TIP125	.72
TIP29C	.39	TIP42A	.57	TIP126	.72
TIP30A	.39	TIP42B	.59	TIP127	.84
TIP30B	.42	TIP42C	.64	TIC140	1.44
TIP30C	.42	TIP110	.54	TIP141	1.64
TIP31A	.38	TIP111	.57	TIP142	1.96
TIP31B	.42	TIP112	.64	TIP145	1.84
TIP31C	.45	TIP115	.65	TIP146	1.98
TIP32A	.42	TIP116	.59	TIP147	2.25
TIP32B	.45	TIP117	.64	TIP295S	.83
TIP32C	.48	TIP120	.64	TIP305S	.70
TIP41A	.55	TIP121	.68	FT305S	.59

**OPTOELECTRONICS**

LED209	T-1 3mm Red	.09
LED211	T-1 3mm Green	.19
LED212	T-1 3mm Yellow	.14
LED220	T-1 3mm Red	.11
LED222	T-1 3mm Green	.24
LED224	T-1 3mm Yellow	.16

**DISPLAYS**

FND357	375' Common Cathode	.99
FND500	500' Common Cathode	.99
FND507	500' Common Anode	.99
DL1416		25.00
4 digit, 16 segment alphanumeric display 16" ht.		

**ISOLATORS**

ILD74	Dual Opto Isolator	1500V	1.29
ILQ74	Quad Opto Isolator	1500V	3.95
ILCT6	Dual Opto Isolator	1500V	1.29
MCT2	Opto Coupler	1500V	.54
TIL111	Opto Coupler	1500V	.54
4N26	Opto Isolator	2550V	.54
4N33	Opto Isolator	1500V	.65

**SCR's and TRIAC's**

C106D	.34	SCR 5 amp 400V TO-220	TL061CP	.72	Low Power
TIC44	.36	SCR 0.6 amp 30V TO-92	TL062CP	.99	Dual Low Power
TIC47	.42	SCR 0.6 amp 200V TO-92	TL064CN	1.95	Quad Low Power
TIC116B	.97	SCR 8 amp 200V TO-220	TL071CP	.54	Low Noise
TIC116D	.99	SCR 8 amp 400V TO-220	TL072CP	.96	Dual Low Noise
TIC126B	1.09	SCR 12 amp 200V TO-220	TL074CN	1.89	Quad Low Noise
TIC126D	1.18	SCR 12 amp 400V TO-220	TL081CP	.42	J-Fet Input
TIC126B	.99	Triac 6 amp 200V TO-220	TL082CP	.85	Dual J-Fet Input
TIC126D	.99	Triac 6 amp 400V TO-220	TL084CN	1.59	Quad J-Fet Input
TIC226D	1.09	Triac 8 amp 400V TO-220	TL495CN	4.95	Switch. Volt. Reg. 25mA
TIC236D	1.39	Triac 12 amp 400V TO-220	TL497ACN	2.98	Switch. Volt. Reg. 500mA
TIC246D	1.45	Triac 16 amp 400V TO-220	TL430CLP	.69	Adj. Shunt Volt. Reg.
TIC263D	2.25	Triac 25 amp 400V TO-220	TL431CLP	.78	Adj. Pos. Volt. Reg.
2N1595	.89	SCR 1 amp 50V TO-5			
2N6401	1.56	SCR 16 amp 100V TO-220			

**METAL CAN SMALL SIGNAL TRANSISTORS**

2N404A	1.20	2N3055	.56	2N3702	.099	2N4402	.079	2N5770	.12	MPSA18	.12
2N697	.29	2N3440	.56	2N3704	.099	2N4403	.079	2N5771	.13	MPSA42	.15
2N706	.29	2N3711	1.29	2N3706	.099	2N4410	.15	2N5772	.14	MPSA43	.16
2N1613	.29	2N3772	1.29	2N3710	.099	2N5087	.12	2N5773	.12	MPSA56	.12
2N1711	.29	2N3773	1.89	2N3709	.069	2N5088	.12	2N5774	.12	MPSA70	.14
2N1893	.29	2N6133	.56	2N3906	.069	2N5172	.12	2N5775	.12	MPSA92	.14
2N2222A	.19	2N6489	1.25	2N3907	.069	2N5221	.14	2N5776	.12	MPSA93	.12
2N2369A	.22	2N6545	4.75	2N4123	.075	2N5223	.14	2N5777	.12	MPSA14	.12
2N2484	.24	2N6559	2.4								

## National Semiconductor Clock Modules



**12VDC AUTOMOTIVE/INSTRUMENT CLOCK**

**APPLICATIONS:**

- In-dash autolocks
- After-market auto/RV clocks
- Aircraft-marine clocks
- 12VDC oper. Instru.
- Portable/battery powered instruments.

Features: Bright 0.3" green display. Internal crystal time-base.  $\pm 0.5$  sec./day accur. Auto. display brightness control logic. Display color filterable to blue, blue-green, green & yellow. Complete - just add switches and lens.

MA1003 Module ..... \$16.95

**CLOCK MODULES**


MA1023 7" Low Cost Digital LED Clock Module	8.95
MA1028 7" Dig. LED Alarm Clock/Thermometer	18.95
MA5036 3" Low Cost Digital LED Clock/Timer	6.95
MA1002 5" LED Display Dig. Clock & Xformer	9.95

**TRANSFORMERS**

XFMR1023 Xformer for MA1023 Clock Modules	3.49
XFMR1026 Xformer for MA1026 Clock Modules	3.49
XFMR5036 Xformer for MA5036 Clock Modules	3.49

## Transistor Checker

The ASI Transistor Checker is capable of checking a wide range of transistor types, either "in-circuit" or out of circuit. It has been specially designed to take advantage of the newest concept of dynamic testing under current amplifier conditions. To operate, simply plug the transistor to be checked into the front panel socket, or connect it with the alligator clip test leads provided. No preliminary setup is needed. The unit safely and automatically identifies low, medium and high power PNP and NPN transistors. The ASI Transistor Checker also permits matching similar transistors in actual operating circuits, and provides a reliable GO/NO-GO test at practical collector currents (from 5mA on small signal types to 300mA and more on power types). Match similar type transistors by observing and comparing diode readings; the higher the reading, the higher the gain. Completely assembled. Battery operated. ("C" cell battery not included.)



Trans-Check ..... \$9.95


## EPROM Erasing Lamp



- Erases 2708, 2716, 1702A, 5203Q, 5204Q, etc.
- Erases up to 4 chips within 20 minutes.
- Maintains constant exposure distance of one inch.
- Special conductive foam liner eliminates static build-up.
- Built-in safety lock to prevent UV exposure.
- Compact - only 7.5/8" x 2.7/8" x 2"
- Complete with holding tray for 4 chips.

UVS-11E ..... \$79.95

## JOYSTICKS



JS-5K ..... \$5.25  
 JS-100K 100K Linear Taper Pots ..... \$4.95  
 JVC-40 40K (2) Video Controller in case ..... \$5.95

## 6-Digit Clock Kit

Bright .300 ht. comm. cathode display  
 Uses MM5314 clock chip  
 Switches for hours, minutes and hold modes  
 Hrs. easily viewable to 20 ft.  
 Simulated walnut case  
 15 VAC operation  
 12 or 24 hr. operation  
 Incl. all components, case & wall transformer  
 Size: 6 1/2" x 3 1/8" x 1 1/2"

JE701 ..... \$19.95

## NEW! JE215 Adjustable Dual Power Supply

General Description: The JE215 is a Dual Power Supply with independent adjustable positive and negative output voltages. A separate adjustment for each of the supplies provides the user unlimited applications for IC current voltage requirements. The supply can also be used as a general all-purpose variable power supply.

- FEATURES:**
- Adjustable regulated power supplies, pos. and neg. 1.2VDC to 15VDC.
  - Power Output (each supply): 5VDC @ 500mA, 10VDC @ 750mA, 12VDC @ 500mA, and 15VDC @ 175mA.
  - Two 3-terminal adj. IC regulators with thermal overload protection.
  - Heat sink regulator cooling.
  - LED "on" indicator.
  - Printed Board Construction.
  - 120VAC Input.
  - Size: 3-1/2" x 5-1/16" x 1-2" H

JE215 Adj. Dual Power Supply Kit (as shown) ..... \$24.95  
 (Picture not shown but similar in construction to above)  
 JE200 Reg. Power Supply Kit (5VDC, 1amp) ..... \$14.95  
 JE205 Adapter Brd. (to JE200)  $\pm 5, \pm 9$  & 12V ..... \$12.95  
 JE210 Var. Pwr. Sply. Kit, 5-15VDC, to 1.5amp. ..... \$19.95

## MICROPROCESSOR COMPONENTS

### 8080A/8080A SUPPORT DEVICES

INS5060A CPU	4.95
DP8212 8-Bit Input/Output	2.25
DP8214 Priority Interrupt Controller	5.95
DP8216 8-Bit Directional Bus Driver	3.49
DP8224 Clock Generator/Driver	4.95
DP8226 Bus Driver	3.49
DP8228 System Controller/Bus Driver	4.95
INS4238 System Controller	14.95
INS4043 I/O Expander for 4 Series	9.95
INS4250 Asynchronous Comm. Element	16.95
DP8251 Prog. Comm. I/O (USART)	7.95
CP1823 Prog. Interval Timer	14.95
DP8255 Prog. Peripheral I/O (PPI)	9.95
DP8257 Prog. DMA Controller	19.95
DP8259 Prog. Interval Timer	14.95
DP8275 Prog. CRT Controller	49.95
DP8279 Prog. Keyboard/Display Interface	19.95
DP8301 8-Bit Bi-Directional Receiver	3.95
DP8303 System Timing Element	6.95
DP8304 8-Bit Bi-Directional Receiver	3.95
DP8307 8-Bit Bi-Directional Receiver	3.95
DP8308 8-Bit Bi-Directional Receiver	3.95

### 6800/6800 SUPPORT DEVICES

MC6800 MPU	14.95
MC6802CPU MPU with Clock and RAM	19.95
MC6810APPI 128K Static RAM	5.01
MC6810APPI Peripheral Interf. Adapt. (MC6802)	7.49
MC6828 Priority Interrupt Controller	10.95
MC6831LS 1024x8-Bit ROM (MC6802-8)	14.95
MC6831LS Asynchronous Comm. Adapter	6.95
MC6862 Synchronous Serial Data Adapter	6.95
MC6880 04000x0 Digital MODEM	10.95
MC6880 2400x0 Digital MODEM	12.95
MC6880A Quad-Static Bus Trans. (MC875)	2.25

### MICROPROCESSOR CHIPS

Z80 (780C) CPU (MK3862N) (2MHz)	13.95
Z80A (780-1) CPU (MK3800-4) (4MHz)	15.95
CP1802 CPU	11.95
7805 MPU	16.95
IM7801ADC CPU-4-Bit Slices (Comp. Temp. Grade)	19.95
MC5502 MPU w/Clock (80K-Bytes Memory)	11.95
INS5402N-4 MPU-8-Bit (8MHz)	16.95
INS5402N-4 CPU-Spl. Chns 8-Bit (28-Bytes RAM)	19.95
INS5402N-4 CPU-64 Bytes RAM	24.95
INS5402N CPU-w/ASIC Micro Interpreter	29.95
7808 MPU	19.95
INS5900 CPU-16-Bit	29.95
TMS5900JL CPU-16-Bit	49.95

### SHIFT REGISTERS

MM5001 Dual 26-Bit Dynamic	.30
MM5010 Dual 10-Bit Dynamic	.30
MM5018 Dual 100-Bit Static	.30
MM510H Dual 8-Bit Accumulator	1.30
MM1402 256-Bit Dynamic	3.30
MM5013 104-Bit Dynamic/Accumulator	.95
MM5018H 500/128-Bit Dynamic	1.95
MM5018N Detail 80-Bit	9.95
MM5018N Octal 80-Bit	9.95
2504V (1404A) 1084-Bit Dynamic	3.95
2518H Hex 38-Bit Static	4.95
2520V Dual 128-Bit Static	2.95
2524V 512-Bit Dynamic	9.95
2525V 1024-Bit Dynamic	2.95
25271CJ Dual 256-Bit Static	2.95
2529V Dual 2048-Bit Static	4.00
2532N Quad 80-Bit Static	2.95
3141PC Fifo (Dual 8)	6.95

### DATA ACQUISITION

AF100-1CN Universal Active Filter 2.5%	5.95
AF121-CJ Touch Tone Low Pass Filter	19.95
AF121-LCJ Touch Tone Low Pass Filter	19.95
LM308AH Super Gain Op Amp	1.00
LM232Z Constant Current Source	1.30
LM332Z Temperature Transducer	1.40
LF356N JFET Input Op Amp	1.10
LF399N Sample & Hold Amplifiers	3.95
TD3999N Temp. Comp. Prec. Ref. (500ppm/C)	4.95
DAC0808LCN 8-Bit A/D Converter (1.5%)	4.95
DAC0812LCN 8-Bit D/A Converter (0.2% Lin.)	2.25

### DATA ACQUISITION (CONTINUED)

AAC0808CCN 8-Bit A/D Converter (8-Ch. Mult.)	5.25
AAC0812CCN 8-Bit D/A Converter (8-Ch. Mult.)	10.95
DAC1008LCN 10-Bit D/A Conv. Micro. Comp. (0.25%)	13.95
DAC1008LCN 10-Bit D/A Conv. Micro. Comp. (0.20%)	8.95
DAC1008LCN 10-Bit D/A Conv. Micro. Comp. (0.20% Lin.)	4.95
DAC1022LCN 10-Bit D/A Converter (0.20% Lin.)	5.95
DAC1222LCN 12-Bit D/A Converter (0.20% Lin.)	9.95
CD4052P 4-Channel Multiplexer	1.79
AV-3101 3K SAUD RAM*	6.95

### RAM'S

1101 1024x1 Static	1.49
1102 1024x1 Dynamic	4.95
2101 (8101) 256x4 Static	1.79
2102 1024x1 Static	1.79
2110 1024x1 Static	1.79
2111 (8111) 256x4 Static	3.95
2112 1024x4 Static MOS	4.95
2114 1024x4 Static 400n	4.95
2114L 1024x4 Static 400n Low Power	4.95
2114-3 1024x4 Static 300n	4.95
7114-3 1024x4 Static 300n Low Power	4.95
1104 16.384x1 Dynamic 300n (Housemarked)	4.95
4114 (UPD416) 16K Dynamic 250n	3.95
4154 64K Dynamic 250n	49.95
MM5147J 4096x1 Fast 20ns	7.95
MM5147 256x4 Static	19.95
MM5151 1024x1 Dynamic Fully Decoded	39.95
MM5200 4096x1 Dynamic	5.25
MM5200Z107 38K Dynamic 150ns	4.95
MM5200Z1A 38K Dynamic 150ns	4.95
UPD4164-402 4K Static	4.95
TMS4045-4SNL 4K Static	4.95
TMS4045 1024x4 Static	14.95

### PROMS/EPROMS

1302A 2K UV EPROM	5.95
2708 8K EPROM	5.95
TMS2716 16K EPROM (5V, +5V, +12V)	19.95
2716 (2716) 16K EPROM (Single +5V)	19.95
27121 (27121) 2K EPROM	19.95
2758 8K EPROM (400n) (Single +5V)	7.95
5302 2048 PROM	11.95
82512 4096 Bipolar PROM	4.95
82515 4096 Bipolar PROM	4.95
82515 32x Tri-State Bipolar PROM	4.95
82515 8K PROM	29.95

### ROM'S

2013(2140) Character Generator (Upper Case)	9.95
2013(2021) Character Generator (Lower Case)	9.95
2013(2021) Character Generator (Control Char. Gen.)	9.95
MM5220N 2048-Bit Read Only Memory	1.95

### NMOS READ ONLY MEMORIES

MC686120P 128x74 ASCII Shifted w/ Greek	13.50
MC686120P 128x74 Math Symbol & Pictures	13.50
MC686120P 128x74 Alpha Control Char. Gen.	13.50

### MICROPROCESSOR MANUALS

M-280 User Manual	3.50
M-CDP1802 User Manual	2.50
M-2950 User Manual	5.00

### SPECIAL FUNCTION

DS5053CN Dual MOS Clock Driver (5M2)	3.50
DS5053CN Dual MOS Clock Driver (5M2)	1.95
INS7191-1F Floppy Disc Controller	24.95
INS7191-1F Communication Chip	19.95
MM53167N Microprocessor Real Time Clock	8.95
MM53167N Microprocessor Compatible Clock	11.95
CPD402MN Microcontroller with 64-Digit RAM & Direct LED Drive w/8-Bus Int.	7.49
CPD407N 32-Bit 5K Flip-Flop Driver (30-pin pkg.)	3.25

### TELEPHONE/KEYBOARD CHIPS

AV-51910 Push Button Telephone Dialer	14.95
AV-51920 Repertory Dialer	14.95
AV-51960 Call Back Generator	14.95
AV-5237E Keyboard Encoder (38 keys)	11.95
AD0155 Keyboard Encoder (16 keys)	7.95
74C929 Keyboard Encoder (26 keys)	6.95
74C923 Keyboard Encoder (26 keys)	5.75
MM5319FN Push Button Pulse Dialer	7.95
MM5329FN 96/104 Key Serial Keyboard Encoder	9.95

## Bourns Potentiometer



**3/4 Watt Single Turn (TOP ADJUSTMENT)**

Values: 500Ω 1K 2.5K 5K 10K  
 25K 50K 100K 250K 500K 5Meg

**INDIVIDUAL PRICING:**

1-49 50-99 100-999 1K-up  
 .19 .17 .15 .12

GB174 ..... \$1.95/lot  
 (25 pieces all 11 asst. values)

To order: Specify Bourns 3355 - (Value desired)

## AC and DC Wall Transformers



Ideal for use with clocks, games, power supplies or any other type of AC or DC application.

Part No.	Input	Output	Price
AC 250	117V/60Hz	12 VAC 250mA	\$3.95
AC 500	117V/60Hz	12 VAC 500mA	\$4.95
AC1000	117V/60Hz	12 VAC 1 amp	\$6.95
AC1700	117V/60Hz	9 VAC 1.7 amp	\$6.95
DV 9200	117V/60Hz	9 VDC 200mA	\$3.25
DC 9000	120V/60Hz	9 VDC 500mA	\$3.95

## CONNECTORS



DB25P	D-Subminiature Plug	\$2.95
DB25S	D-Subminiature Socket	\$3.50
DB5S1226	Cover for DB25P/S	\$1.75
22/44SE	P.C. Edge (22/44 Pin)	\$2.95
UG88/U	BNC Plug	\$1.79
UG89/U	BNC Jack	\$3.79
UG175/U	UHF Adapter	\$ 4.49
SO239	UHF Panel Recp.	\$1.29
PL258	UHF Adapter	\$1.60
PL259	UHF Plug	\$1.60
UG260/U	BNC Plug	\$1.79
UG1094/U	BNC Bulkhead Recp.	\$1.29

## TRS-80 16K Conversion Kit

Expand your 4K TRS-80 System to 16K.  
 Kit comes complete with:  
 \* 8s. MM5290 (UPD416/4116) 16K Dyn. Rams (\*NS)  
 \* Documentation for Conversion

TRS-16K2 \*150NS ..... \$39.95  
 TRS-16K4 \*250NS ..... \$29.95

## GLOBAL SPECIALTIES

## EXPERIMENTOR SOCKETS



Model	Length	Width	Center Channel	5 Tie Points	Bus Strips	Price
EXP48	6.0"	1.0"	n/a	n/a	4(160)	\$ 4.75
EXP300	6.0"	2.1"	.3"	94(470)	2(80)	\$12.00
EXP325	1.8"	2.1"	.3"	22(110)	2(20)	\$ 3.50
EXP350	3.6"	2.1"	.3"	46(230)	2(40)	\$ 6.75
EXP600	6.0"	2.4"	.6"	94(470)	2(80)	\$14.75
EXP650	3.6"	2.4"	.6"	46(230)	2(40)	\$ 8.75

## Quick Test Sockets & Bus Strips

Model	Length	Hole to Hole	Terminals	Unit Price \$
QT-595	6.5"	6.2"	118	\$12.25
QT-598	6.5"	6.2"	20	\$ 2.75
QT-475	5.3"	5.0"	94	\$ 9.75
QT-478	5.3"	5.0"	16	\$ 2.50
QT-355	4.1"	3.8"	70	\$ 7.25
QT-358	4.1"	3.8"	12	\$ 2.20
QT-185	2.4"	2.1"	36	\$ 4.50
QT-125	1.8"	1.5"	24	\$ 3.75
QT-85	1.4"	1.1"	16	\$ 3.00
QT-75	1.3"	1.0"	14	\$ 2.75

MANY OTHER GLOBAL ITEMS

## ELECTRONIC TOY MOTORS

Typical Source	Operating Voltage Range	Voltage	TYPICAL CHARACTERISTICS					
			NO LOAD	AT MAXIMUM EFFICIENCY	SMALL TORQUE	STALL		



74LS00	.26	74LS155	1.15
74LS02	.26	74LS158	.75
74LS03	.26	74LS161	.95
74LS04	.26	74LS162	.95
74LS08	.28	74LS163	1.60
74LS09	.26	74LS164	.65
74LS10	.26	74LS165	.65
74LS20	.26	74LS170	1.75
74LS21	.26	74LS174	.75
74LS22	.26	74LS175	.75
74LS26	.49	74LS190	.75
74LS27	.26	74LS193	.95
74LS30	.28	74LS195	.95
74LS32	.32	74LS196	.85
74LS38	.32	74LS221	1.40
74LS42	.65	74LS241	1.65
74LS48	.78	74LS243	1.45
74LS51	.25	74LS244	1.45
74LS54	.35	74LS245	2.25
74LS74	.38	74LS253	.95
74LS75	.60	74LS257	.95
74LS83	.44	74LS258	.95
74LS85	.95	74LS259	2.85
74LS86	.95	74LS279	.44
74LS90	.69	74LS283	1.00
74LS93	.69	74LS293	1.85
74LS107	.45	74LS298	1.20
74LS112	.38	74LS366	.95
74LS113	.48	74LS367	.55
74LS122	.48	74LS368	.55
74LS123	.95	74LS373	1.39
74LS126	.69	74LS374	1.39
74LS138	.69	74LS386	.65
74LS151	.44		
74LS153	.44		

**LOGIC PROBE KIT**



BUY FIVE OR MORE FOR \$16.95

\$17.95

**concord COMPUTER PRODUCTS**

1971 SO STATE COLLEGE  
ANAHEIM, CALIF 92806  
(714) 937-0637

VISA CHECK - M/O NO COD

\*\$10. MIN. ORDER/ CA. RES. ADD 6% FRT

\$ 10-49\$ 2.00\$ 250-499\$ 3.00  
50-99 4.00 500-999 7.00  
100-24 7.00 1000-Up Inquire

**video 100**



13" Black & White LOW COST VIDEO MONITOR

\$365.00

**COLOR**



12 inch. Green Phos

\$155.00

**apple II plus**



48K: \$1199.00  
64K: \$1399.00

**MSM5832 MICROPROCESSOR \$745**

**REAL-TIME CLOCK**

The MSM5832 is a monolithic metal gate CMOS integrated circuit that functions as a real-time clock. Calendar for use in our patented microprocessor applications. The on chip 32,768 Hz crystal controlled oscillator time base is counted down to provide addressable 4 bit BCD data of SECONDS, MINUTES, HOURS, DAY OF WEEK, DATE, MONTH, and YEAR. Data access is controlled by 4 bit address. Chip select, read, write and hold inputs. Other functions include 12H, 24H format selection, read year, identification and manual 30 second correction.

**EPROMS/RAM'S**

2716 7.25ea 8 for 6.50ea  
5V 450NS

2708 450NS 4.25ea 8 for 4.00ea

2732 24.50ea 4 for 19.50ea

4116 300NS 3.00ea 8 for 17.50  
200NS 3.75ea 8 for 19.50

2114L 300NS 3.50ea 4 for 13.75  
200NS 3.75ea 4 for 14.25

**Logic Probes**

LP1

LP3

\$145.00 \$155.00

**T-bar**

With the purchase of the APPLE II select from the below SPECIAL PRICING!

Base printer \$599.00  
Disk II/cont. \$85.00  
Disk II \$475.00  
Ser. Printer Cd. \$179.00  
SupRMod. \$23.00  
3way I/O Select \$33.00  
Video 100 12" \$125.00  
Firmware Card \$49.00  
UHF to RCA Cable \$5.00

**Apple Expansion Kit**

16K Memory Add-On

Includes Instructions

\$19.50

**TRS80**

16K Add-On

Instructions & Dip Switches

\$25.95

CPUs	
Z-80	8.95
Z-80A CTC	12.50
Z-80A CPU	12.50
Z-80 002 16-64K	129.00
80B5A	11.50
2901A	12.50
MC5800	9.50

**MISC.**

2102	.89
450NS	5/13.25
8038	2.75
NE555	.27
AY5-1013A	3.95
1488	1.25
1489	1.25
8T26	1.30
8T28	1.30
8212	2.95
8216	2.95
IS410SCR	.95
IT410TRIAC	.95
7905	.85
7908	.85
7915	.85
7918	.85
7805	.85
7806	.85
7808	.85
7812	.85
MC1330A1P	1.60
MC1350P	1.15
MC1358P	1.50
LM380	1.20
LM565N	.95
LM741	.25
MC1458P	.55
LM720	.30

**ATARI® 800™ PERSONAL COMPUTER SYSTEM**



800 Computer \$319 \$799  
400 Computer \$439  
80col. Imp. Prtr. \$775  
40col. Th. Prtr. \$379  
Prog. Rec'd'r. \$65

**VISICALC: APPLE \$139.00**

ATARI - \$179.00

**apple clock/calendar**

\$124.95

IC SOCKETS

8 PIN	10/1.20
14	10/1.40
16	10/1.60
18	10/1.90
20	10/2.80
22	10/2.80
24	10/2.80
28	10/3.80
40	10/4.75

**SOROC TECHNOLOGY INC**

**IQ120 \$689**

No "Glitches", Surges Or Interference

THE IQ120 TURNS AN ORDINARY OUTLET INTO A CONTROLLED FILTERED POWER SOURCE FOR UP TO EIGHT DEVICES

\$87.90

**TECHNICIANS WHO USED TO BUY THE BIG NAMES NOW BUY THE BIG NAME IN LOW PRICES**

ERS 152	\$1.20
ERS 154	\$1.80
ERS 165	\$3.35
ERS 180	\$4.40
ERS 195A	\$2.00

**EXACT REPLACEMENT SEMICONDUCTORS**

**ERS**

ERS 236	\$2.30
ERS 238	\$4.35
ERS 291	\$1.30
ERS 703A	\$1.35
ERS 712	\$2.25

Smart technicians who want Exact Replacement Semiconductors with prices that let them in on the profits are turning to ERS. A new and comprehensive series of guaranteed quality semi's directly distributed by MCM. ERS prices are lower because MCM cuts out the expensive middleman, and most parts are sent right to you United Parcel within 24-hours of

your call on the toll-free hotline. And ERS quality is backed by a replacement or money-back guarantee.

Let yourself in on the profits. Order ERS directly from MCM today, or call and ask for our complete ERS replacement parts list.

Distributed directly by MCM. Call Toll-Free Number for immediate UPS delivery.

**1-800-543-4330** **mcm** **1-800-762-4315**

National Watts **ELECTRONIC PARTS** Ohio Watts

CIRCLE 52 ON FREE INFORMATION CARD



# A Microcomputer for everyone at a Micro Price

The **MicroAce** - a new generation of miniature computers

Now Available  
Super Floating  
Point 8K Basic  
ROM with new  
manual \$35.00

**A COMPLETE COMPUTER for \$149.00 for 1K Kit**

Post and Packing FREE

(Add 6% Tax for Shipments inside California)

RAM (expandable to 2K on board) is roughly equivalent to 4K bytes in a conventional computer — typically storing 100 lines of BASIC. (Key words occupy only a single byte.)

The display shows 32 characters by 24 lines.

And Benchmark tests show that the MicroAce is faster than all other personal computers.

No other personal computer offers this unique combination of high capability and low price.

**The MicroAce teach-yourself BASIC manual.**

If the features of the BASIC interpreter mean little to you—don't worry. They're all explained in the specially-written book *free* with every kit! The book makes learning easy, exciting and enjoyable, and represents a complete course in BASIC programming—from first principles to complex programs. (Available separately—purchase price refunded if you buy a MicroAce later.)

A hardware manual is also included with every kit.

**The MicroAce Kit:  
\$149.00 with 1K COMPLETE  
\$169.00 with 2K**

Demand for the MicroAce is very high: use the coupon to order today for the earliest possible delivery. All orders will be despatched in strict rotation. If you are unsuccessful in constructing your kit, we will repair it for a fee of \$20.00, post and packing FREE. Of course, you may return your MicroAce as received within 14 days for a full refund. We want you to be satisfied beyond all doubt — and we have no doubt that you will be.



The unique and valuable

**components of the MicroAce**

The MicroAce is not just another personal computer. Quite apart from its exceptionally low price, the MicroAce has two uniquely advanced components: the powerful BASIC interpreter, and the simple teach yourself BASIC manual.

The unique versatile BASIC interpreter offers remarkable programming advantages:

- Unique 'one-touch' key word entry: the MicroAce eliminates a great deal of tiresome typing. Key words (RUN, PRINT, LIST, etc.) have their own single-key entry.
- Unique syntax check. Only lines with correct syntax are accepted into programs. A cursor identifies errors immediately. This prevents entry of long and complicated programs with faults only discovered when you try to run them.
- Excellent string-handling capability — takes up to 26 string variables of any length. All strings can undergo all relational tests (e.g. comparison). The MicroAce also has string input — to request a line of text when necessary. Strings do not need to be dimensioned.
- Up to 26 single dimension arrays.
- FOR/NEXT loops nested up to 26.
- Variable names of any length.
- BASIC language also handles full Boolean arithmetic, conditional expressions, etc.
- Exceptionally powerful edit facilities, allows modification of existing program lines.
- Randomise function, useful for games and secret codes, as well as more serious applications
- Timer under program control.

- PEEK and POKE enable entry of machine code instructions, USR causes jump to a user's machine language sub-routine.
- High-resolution graphics with 22 standard graphic symbols.
- All characters printable in reverse under program control.
- Lines of unlimited length.

**'Excellent value' indeed!**

For just \$149.00 (including handling charge) you get everything you need to build a personal computer at home... PCB, with IC sockets for all ICs; case; leads for direct connection to a cassette recorder and television (black and white or color); everything!


Yet the MicroAce really is a complete, powerful, full-facility computer, matching or surpassing other personal computers at several times the price.

The MicroAce is programmed in BASIC, and you can use it to do quite literally anything, from playing chess to managing a business.

The MicroAce is pleasantly straightforward to assemble, using a fine-tipped soldering iron. It immediately proves what a good job you've done: connect it to your TV ... link it to the mains adaptor ... and you're ready to go.

**Fewer chips, compact design, volume production—more power per Dollar!**

The MicroAce owes its remarkable low price to its remarkable design: the whole system is packed on to fewer, newer, more powerful and advanced LSI chips. A single SUPER ROM, for instance, contains the BASIC interpreter, the character set, operating system, and monitor. And the MicroAce 1K byte



**Your MicroAce kit contains...**

- Printed circuit board, with IC sockets for all ICs.
- Complete components set, including all ICs—all manufactured by selected world-leading suppliers.
- New rugged keyboard, touch-sensitive, wipe-clean.
- Ready-moulded case.
- Leads and plugs for connection to domestic TV and cassette recorder. (Programs can be SAVED and LOADED on to a portable cassette recorder.)
- Mains adaptor of 600 mA at 9VDC nominal unregulated.
- FREE course in BASIC programming and user manual.

**JOIN THE REVOLUTION - DON'T GET LEFT BEHIND - ORDER YOUR MICRO ACE NOW!!**

Send Check, Money Order or quote your Credit Card No. to:  
**MicroAce** 1348 East Edinger, Santa Ana, California, Zip Code 92705.  
or phone (714) 547 2526 quoting your Credit Card Number.

Quantity	Description	Unit Price	TOTAL
	MicroAce Kit 1K	\$149.00	
	MicroAce Kit 2K	\$169.00	
	Manual	\$10.00	
	Super ROM Pack	\$35.00	
		<b>TOTAL</b>	

- Amex.
- Diners
- Check
- Money Order
- Master Charge
- Visa

Shipments inside California add 6% TAX

Name \_\_\_\_\_

Address \_\_\_\_\_

City \_\_\_\_\_ State \_\_\_\_\_ Zip \_\_\_\_\_

Card No. \_\_\_\_\_

Exp. Date \_\_\_\_\_

### 100W CLASS A POWER AMP KIT

Dynamic Bias Class "A" circuit design makes this unit unique in its class. Crystal clear, 100 watts power output will satisfy the most picky fans. A perfect combination with the TA-1020 low T.I.M. stereo pre-amp.

**Specifications:**

- Output power: 100W RMS into 8-ohm  
125W RMS into 4-ohm
- Frequency response: 10Hz - 100 KHz
- T.H.D.: less than 0.008%
- S/N ratio: better than 80dB
- Input sensitivity: 1V max.
- Power supply:  $\pm 40V$  @ 5 amp
- One channel

**TA-1000 KIT**  
**\$51.95**  
Power transformer  
**\$18.00 each**



### REGULATED VARIABLE D.C. POWER SUPPLY KIT

Uses UA723 I.C. and 2N3055 power transistor as regulator. Output voltages can be adjusted from 0-30V at an internal resistance of less than 0.005 ohm; ripple and noise less than 1 mV; with built on board LED and audible overload indicator. Kit comes with P.C. board; all electronic components, transformer; connectors; 2 panel meters for voltage and amp; a professional look metal cabinet and instructions.

Model TR-88A 0-15V D.C. 3 amp  
Model TR-88B 0-30V D.C. 2 amp



**\$59.50**  
per kit



### WHISTLE ACTIVATED SWITCH BOARD

All boards are pre-assembled and tested. Your whistle to its FET condenser microphone from a distance, as far as 30 feet away (sensitivity can be easily adjusted) will turn the switch on, then latched you whistle to it again then it turns off. Ideal for remote control toys, electrical appliance such as lights, coffee pots, TV, Hi-Fi, radio or other projects. Unit works on 9V D.C.



Model 968  
**\$4.50 each**

### SUB MINI SIZE FET CONDENSER MICROPHONE

**Specification:**

- Sensitivity: -65dB  $\pm$  3db
- FEQ. Response: 50 Hz - 8 KHz
- Output Impedance: 1K ohm max.
- Polar Pattern: Omni-directional
- Power Supply: 1.5V 10V D.C.
- Sound Pressure Level: Max. 120dB
- EM4RP \$2.50 ea. or 2 for \$4.50



### NEW MARK III

9 Steps 4 Colors  
**LED VU**

Stereo level indicator kit with arc-shape display panel!!! This Mark III LED level indicator is a new design PC board with an arc-shape 4 colors LED display (change color from red, yellow, green and the peak output indicated by rose). The power range is very large, from -30dB to +5dB. The Mark III indicator is applicable to 1 watt - 200 watts amplifier operating voltage is 3V - 9V DC at max 400 MA. The circuit uses 10 LEDs per channel. It is very easy to connect to the amplifier. Just hook up with the speaker output!

IN KIT FORM **\$18.50**

### 2 WATT AUDIO AMP

Pre assembled units. All you need is to hook up the speaker and the volume control. Supply voltage from 9 ~ 15V D.C. measures only 2" x 3 1/2", making it good for portable or discrete applications. Comes with hook up data.



**BUY 2 FOR**  
**\$4.99**

### MARK IV 15 STEPS LED POWER LEVEL INDICATOR KIT

This new stereo level indicator kit consists of 36 4-color LED (15 per channel) to indicate the sound level output of your amplifier from -36dB ~ +3dB. Comes with a well-designed silk screen printed plastic panel and has a selector switch to allow floating or gradual output indicating. Power supply is 6 ~ 12V D.C. with THG on board input sensitivity controls. This unit can work with any amplifier from 1W to 200W!

Kit includes 70 pcs. driver transistors, 38 pcs. matched 4-color LED, all other electronic components, PC board and front panel.




**MARK IV KIT \$31.50**



### MARK V 15 STEPS LED POWER OUTPUT INDICATOR KIT

All functions same as Mark IV but this is with heavy duty aluminum front plate and case. Can be easily slot into the front panel of your auto, truck or boat. Operates on 12V DC.



**\$41.50 EACH KIT**

### BATTERY POWERED FLUORESCENT LANTERN

MODEL 888 R

FEATURES



**\$10.50 EA**

- Circuitry: designed for operation by high efficient, high power silicon transistor which enable illumination maintain in a standard level even the battery supply drops to a certain low voltage.
- 9" 6W cool/daylight miniature fluorescent tube.
- 8 x 1.5V UM-1 (size D) dry cell battery.
- Easy sliding door for changing batteries.
- Stainless reflector with wide angle increasing lamination of the lantern.

### 30W + 30W STEREO HYBRID AMPLIFIER KIT

Kit includes 1 PC SANYO STK-043 stereo power amp. IC LM 1458 as pre amp, all other electronic parts, PC Board, all control pots and special heat sink for hybrid. Power transformer not included.



**\$32.50 PER KIT**

### 5W AUDIO AMP KIT

2 LM 380 with Volume Control  
Power Supply 6 18V DC  
**ONLY \$6.00 EACH**

### TWO IN ONE PANEL METER D.C. VOLTAGE AND AMP IN ONE

D.C. Volts reads 0-50  
D.C. Amp reads 0-3  
Meter case made of black plastic with a white scale plate and glass window.  
**#ST-680 \$12.50 EACH**



### SPECIAL 0.5" LED ALARM CLOCK MODULE

ASSEMBLED! NOT A KIT!  
Features: • 4 digits 0.5" LED Displays • 12 hours real time format • 24 hours alarm audio output • 59 min. countdown timer • 10 min. snooze control.  
**ONLY \$7.00 EACH**  
SPECIAL TRANSFORMER FOR CLOCK  
**\$2.50**



### CUBO CLOCK CASES



All brand new top quality plastic cases, originally designed for Cubo clocks. Case comes with top and bottom cover with a detachable front red filler for LED readouts. This can be used for many projects such as LED CLOCK, VU METER, LIGHT BOX, FREQ. COUNTER, ETC.  
3 Attractive Colors (white, lime green or orange)

**BUY 3 FOR ONLY \$2.50**

### TV GAME BOARD

PLAYS 4 GAMES: TENNIS; HOCKEY; HANDBALL AND JAI-ALAI.


All boards complete with all parts ready to play. Requires 6C size batteries and a small speaker for sound effects. The boards were surplus from a famous game manufacturer. They will play on all US standard black and white or color TV sets.

Regular price for these games were \$39.50 each  
**OUR PRICE ONLY \$6.50 EACH**



PART # 57456

### MULTI-FINS HEAT SINK



Ideal for high power output. Holes predrilled for 1 to 3 transistor. Made of aluminum with ten radiating fins.

**2 FOR \$4.50**

### PROFESSIONAL FM WIRELESS MICROPHONE

TECT model WEM-16 is a factory assembled FM wireless microphone powered by an AA size battery. Transmits in the range of 88-108MHz with 3 transistor circuits and an omni-directional electric condenser. Element built-in plastic tube type case; mike is 6 1/4" long. With a standard FM radio, can be heard anywhere on a one-acre lot; sound quality was judged very good.

**\$16.50**



### FOR 'BOX' BUILDERS

Pre-Drilled PC Board	<b>\$17.50</b>
Tolrid Coils (Set of 4)	<b>\$ 3.00</b>
Multi Turn Trim-Pots 10K ohm	<b>\$ 2.50</b>
Trimmer Capacitor 6-35pF	<b>\$ 0.60</b>
MC1358	<b>\$ 2.50</b>
RC1458	<b>\$ 1.00</b>
MC1350	<b>\$ 2.00</b>
LM380	<b>\$ 1.80</b>
MC1330	<b>\$ 3.50</b>
LM340T-15	<b>\$ 1.20</b>
NE565	<b>\$ 2.00</b>

We also have transformer, capacitors set, resistors set antenna transformer. Please call for price.

### LCD CLOCK MODULE!


- 0.5" LCD 4 digits display • X'tal controlled circuits • D.C. powered (1.5V battery) • 12 hr. or 24 hr. display • 24 hr. alarm set • 60 min. countdown timer • On board dual back-up lights • Dual time zone display • Stop watch function.

NIC1200 (12 hr) **ON SALE**  
NIC2400 (24 hr) **\$16.99 EACH**



### SANYO UHF VARACTOR TUNER

For UHF CH 14 ~ 83  
Tuning voltage + 1V ~ + 28V D.C. Input impedance 75 OHM. I.F. band width 7 ~ 16 MHz. Noise figure 11.5 dB MAX. Size 2 1/2" x 1 1/4" x 3/4". Supply voltage 15V D.C. Sound I.F. = 58.0 MHz. Video I.F. = 62.5 MHz



All units are brand new from Sanyo.  
MODEL 115-B-405A  
**\$35.00 EACH**

### FLUORESCENT LIGHT DRIVER KIT



With Case Only  
\$6.50 Per Kit

12V DC POWERED  
Lights up 8 ~15 Watt Fluorescent Light Tubes. Ideal for camper, outdoor, auto or boat. Kit includes high voltage coil, power transistor, heat sink, all other electronic parts and PC Board, light tube not included!

### SUPER FM WIRELESS MIC KIT — MARK III



FMC-105  
\$11.50 PER KIT

This new designed circuit uses high FET transistors with 2 stages pre amp. Transmits FM Range (88-120 MHz) up to 2 blocks away and with the ultra sensitive condenser microphone that comes with the kit, allows you to pick up any sound within 15 ft. away! Kit includes all electronic parts, OSC coils, and P.C. Board. Power supply 9V D.C.

### PRESS-A-LIGHT SELF GENERATED FLASHLIGHT

EXCLUSIVE!! \$3.95 ea  
Model F-179



Never worry about battery, because it has none! Easy to carry in pocket and handy to use. Ideal for emergency light. It generates its own electricity by squeezing grip lever. Put one in your car, boat, camper or home. You may need it some time!

### ELECTRONIC DUAL SPEAKER PROTECTOR



Cut off when circuit is shorted or over load to protect your amplifier as well as your speakers. A must for OCL circuits.

KIT FORM  
\$8.75 EA.

### "FISHER" 30 WATT STEREO AMP



Super Buy  
Only \$18.50

MAIN AMP (15W x 2)  
Kit includes 2 pcs. Fisher PA 301 Hybrid IC all electronic parts with PC Board. Power supply  $\pm$  16V DC (not included). Power band with (KF 1%  $\pm$  3dB). Voltage gain 33dB. 20Hz - 20KHz.

### SPACE WAR SOUND GENERATOR BOARD



Brand new preassembled module for a toy factory. The board gives out 6 different selectable space sound with LED light effect. Sounds include UFO take-off, space gun blast, wave, and space chime. 7 LED on the board will work with the sound. Requires 9V battery to operate. Speaker not included. SPECIAL \$3.99 EACH SPEAKER \$1.25 EACH

### ELECTRONIC PIEZO BEEP BUZZER



Unique surplus  $\frac{7}{8}$ " Dia. piezo ceramic disc on circuit board gives a distinct high freq. buzz. Unit contains an I.C., 2 caps, 6 resistors and is already preassembled. Requires 9V battery to operate. SPECIAL 2 FOR \$2.99

### 2 BIT COUNTER, WARBLE PULSE ALARM BOARD



This new assembly easily converts to a counter, stop watch, warble and pulse alarm generator by adding a few components. We supply the data and typical applications. Requires 9V battery to operate. SPECIAL 2 FOR \$1.99

### AUDIO OUTPUT dB METER



Meter made of clear plastic with a silver white face plate. Scale reads from -20 +3dB. Meter also comes with an internal dial light. MODEL: 6F-3  
\$6.50 EACH

### BATTERIES

PK/\$10.00  
2 PK/\$19.00

ILLUSTRATED  
LESS COVER



NICKEL CADMIUM  
BATTERY  
PACK  
'D' SIZE

Output: 3.6 Volts @ 3.0 Amp/Hour. Consists of three each, 1.2 Volt "D" size Nickel Cadmium Cells stacked and plastic film encapsulated. Tabs are provided at each end for electrical connections. The individual cells can be cut apart if desired. Rated recharge rate is 30 mA, 14-18 hours. Size:  $1\frac{1}{4}$ " dia. x 7" long. New. Shpg. Wt. each pack, 1 lb.



### 9V RECHARGEABLE NI-CD BATTERY

Replace all 006P type 9V battery  
Model: GC9

BRAND NEW \$4.50 EACH

### NI-CD BATTERY SALE




12V Pack 450 MZ/HR Size 3" x 1" x 2"  
\$8.00 PER PACK

4 AA Pack 450 MA/HR  
\$3.50 PER PACK

All above batteries are used but late date code and we guarantee to take back all bad ones for exchange.

### GELCELL 6V 9AMP/HR SEALED LEAD ACID RECHARGEABLE BATTERY



Sealed construction permits this battery to be operated in any position. Recharge rate 2.15 amp max. for 14-16 hours. All brand new. Limited quantities. Size of battery  $4\frac{1}{2}$ " x  $2\frac{3}{4}$ " x  $5\frac{1}{2}$ ".

\$16.50 each

### ELECTRONIC PIN BALL MACHINE



That sounds and plays like the real thing. All units are brand new but without the case. Functions of the game include double flipper control, kicker control, 1-4 players, 3 speed ball control, tilt switch, automatic score, extra bonus cave and many more. All solid state with LED panel, no moving parts. Requires 9V battery to operate, speaker not included.

A perfect gift for yourself or friends.

SPECIAL \$8.99 EACH  
SPEAKER \$1.25 EACH

### ULTRASONIC SWITCH KIT



Kit includes the Ultra Sonic Transducers, 2 PC Boards for transmitter and receiver. All electronic parts and instructions. Easy to build and a lot of uses such as remote control for TV, garage door, alarm system or counter. Unit operates by 9-12 DC. \$15.50



### TOUCH TONE TYPE SLIM TELEPHONE KEY PAD

Weather proof plastic one piece key-tops. Key numbers from 1-0. All switches momentary. Open one side not connected one side common. \$3.50 EACH

### SOUND ACTIVATED SWITCH



All parts completed on a PC Board SCR will turn on relay, buzzer or trigger other circuit for 2 - 10 sec. (adjustable). Ideal for use as door alarm, sound controlled toys and many other projects. Supply voltage 4.5V 9V D.C. 2 for \$3.00



### FORMULA INTERNATIONAL INC.

6/81

SHIPPING AND HANDLING CHARGES  
Under \$50.00 purchase 10%  
Over \$50.00 purchase 15%  
Outside Calif. (includes Mexico & Canada) 20%  
Overseas 25%  
Minimum Order \$10.00/Calif. Residents Add 6% Sales Tax.  
Phone Orders Accepted on Visa or MC ONLY. NO C.O.D. / Store Hours 10-7 Mon. thru Sat.  
11603 CRENSHAW BLVD., HAWTHORNE, CA 90250  
PHONE: (213) 973-1921 • (213) 679-5192

Send \$1.00  
For Detailed  
Catalogue

### REGULATED DUAL VOLTAGE SUPPLY KIT

$\pm$ 4 30V DC 800 MA adjustable, fully regulated by Fairchild 78MG and 79MG voltage regulator I.C. Kit includes all electronic parts, filter capacitors, I.C., heat sinks and P.C. board.



\$12.50 PER KIT

### AA SIZE NI-CD SPECIAL SALE

RECHARGEABLE BATTERIES  
LIMITED QUANTITY AVAILABLE

### CRYSTAL CONTROLLED WIRELESS MICROPHONE SYSTEM

No FCC license required.  
OUR PRICE \$49.50  
ADDITIONAL MICROPHONE (TRANSMITTER) AVAILABLE AT \$28.00 EACH

Transmitter: FET mic for flat 30~18 KHz response extra controlled 49MHz AM Band for drift-free performance. 100 MW output (range approx. 1/4 mile) for reliable long range transmission. Powered by a 9V radio battery (included).



Receiver: Extra controlled locks on 49 MHz transmitter signal. With on panel VU meter monitors the signal strength from the microphone. Standard phone jack outlet connection to a P.A. or other phone input. 9V battery included. This professional set is ideal for on stage, in field, church, in house or outdoor use.

### POWER SUPPLY KIT

0-30V D.C. REGULATED  
Uses UA723 and ZN3055 Power TR output can be adjusted from 0-30V, 2 AMP. Complete with PC board and all electronic parts.



Transformer for Power Supply 0-30 Power Supply  
2 AMP 24V x 2 \$8.50 \$10.50 each

### FLASHER LED

Unique design combines a jumbo red LED with an IC flasher chip in one package. Operates directly from 5V-7V DC. No dropping resistor needed. Pulse rate 3Hz @ 5V 20mA.

2 for \$2.20

### BIPOLAR LED RED/GREEN

2 colors in one LED, green and red, changes color when reverse voltage supply. Amazing!  
2 FOR \$2.20

### ELECTRONIC SWITCH KIT

CONDENSER TYPE  
Touch On Touch Off  
uses 7473 I.C. and  
12V relay  
\$5.50 each



### 1 WATT AUDIO AMP

All parts are pre-assembled on a mini PC Board. Supply Voltage 6 9V D.C. SPECIAL PRICE \$1.95 ea.




### LOW TIM DC STEREO PRE-AMP KIT TA-10 20

Incorporates brand-new D.C. design that gives a frequency response from 0Hz - 100KHz  $\pm$ 0.5dB! Added features like tone defeat and loudness control let you tailor your own frequency supplies to eliminate power fluctuation!

Specifications: • T.H.D. less than .005% • T.I.M. less than .005% • Frequency response: DC to 100KHz  $\pm$ 0.5dB • RIAA deviation:  $\pm$ 0.2dB • S/N ratio: better than 70dB • Sensitivity: Phono 2MV 47K/Aux. 100MV 100K • Output level: 1.3V • Max. output: 15V • Tone control: bass  $\pm$ 10dB @ 50Hz/treble  $\pm$ 10dB @ 15Hz • Power supply:  $\pm$ 24 D.C. @ 0.5A  
Kit comes with regulated power supply, all you need is a 48V C.T. transformer @ 0.5A.

ONLY \$44.50  
X'former  
\$4.50 ea.





# Free!

Look at this fantastic offer from Poly Paks!!

## BUY SEVEN JUMBO PAKS AND CHOOSE TWO FREE!!

All JUMBO PAKS PRICED AT \$2.99 ea. Indicate your free JUMBO PAKS with letter "F"

- 400-PRE-FORMED 1/2 WATTERS, popular values, some 5 & 10%ers, ..... (#6246)
- 50-UPRIGHT ELECTROS, 100%, assorted values & voltages, marked, ..... (#3226)
- 75-CABLE TIES, 4" non-slip white plastic, like Ty-wrap, ..... (#5218)
- 50-MINI POTS, pc style, single turn, assorted values, ..... (#3345)
- 150-PC. CAPACITOR SPECIAL, asst. mylars, polys, micas, etc. 100% good, ..... (#6294)
- 175-1/4 WATT RESISTORS, asstid. carbons, carbo-films, some 5%ers, ..... (#5797A)
- 125-POLYSTYRENE CAPS, assorted types, styles & sizes, all good, ..... (#2729)
- SURPRISE PAK Assortment of IC's, caps, pots and parts of every description (#6648)
- 175-HALF WATTERS, 100% color coded resistors, asst. values, ..... (#3046)
- 175-MOLEX SOCKETS, "on a strip", make your own pc sockets, ..... (#6255)
- 400-PRE-FORMED 1/4 WATTERS, assorted values, precut for PC appli. .... (#6622)
- 24-MINI-BULBS, ASST. VOLTAGES & base styles, some colored, ..... (#6757)
- 125-LONG LEAD DISC, prime, marked caps, assorted material, ..... (#2598)
- 50-SLIDE SWITCHES, various shapes, sizes and types ..... (#2726)
- 25-MICRO MINI REED SWITCHES, 1" long, for alarms, relay systems, etc. .... (#6263)
- 50-THERMISTORS, various types & styles, neg. coefficient, 100% ..... (#4089)
- 100-DTL IC's, mostly dual JK flip flops, marked, 100% prime, ..... (#6444)
- 200-PRE-FORMED DISCS, caps w/leads for PC use, mixed values, ..... (#2605)
- 40-TRANSISTOR SOCKETS, assortment may include: TO-18,5,6,6.3, etc. .... (#3845)
- 50-AXIAL ELECTROS, asst. values, volts, sizes, what a buy! ..... (#3227)
- 100-LESSY CAPS, ceramic blocks in assorted sizes & vlues, ..... (#6221)
- 3-WATCH GUTS, 5-function, LED style, assorted sizes, untested ..... (#6287)
- 6-TIME DELAYS, solid state, asst. from 450 mSec to 8 Sec. .... (#6758)
- 65-PLASTIC TRANSISTORS, untested, to-92, asst. types ..... (#2604)
- 50-TRANSISTOR ELECTROLYTICS, epoxy encapsulated, asst. values, ..... (#2747)
- 20-SLIDE VOLUME CONTROLS, various values & types, for HI-FI, etc. .... (#3057)
- 500-PC. HARDWARE SURPRISE, (approx.) 1 lb. asst. screws, washers, etc. .... (#6271)
- 100-POWER RESISTORS, 3 to 7 power resistors, ..... (#6281)
- 100-2 WATT RESISTORS, assorted carbons, films etc. some 5%ers, ..... (#6238)
- 10-NE-2 BULBS, w/resistors, neon, plugs right into 110VAC, ..... (#6620)

**6 VOLT 9 A.H. RECHARGEABLE SOLID-GEL BATTERY**




- Safe, High Impact Polystyrene Case
- System Consists of Fully Gelled Lead Dioxide Electrolyte
- Top Mounted Spade Terminals

Cat. No. 6790 Qty.  \$15.09

**LED BAR GRAPH DISPLAY**


- Ideal Replacement For Analog Meters
- More Accurate Than Traditional Meters
- Uses Include: VU Meters, Power Level Indicators, SWR Meters and More!



Unit consists of 10 bright Red LED's encased in a 1 3/8" x 1 1/2" x 3/4" plastic enclosure and terminating in 3/16" PC style leads. Common Anode device operates on 2V max. between 20-265mA. Requires driver circuitry appropriate for intended application (not included). Comes with hookup instructions & typical driver-circuit schematic.

Cat. No. 6922 Qty.  \$5.98 ea. 2 for \$11.

**"BLOCK" FANS**



- 115 VAC • 15 WATTS
- ONLY 4-1 1/16" SQ.
- 1-1/2" DEEP
- 75 CFM OR BETTER

Cat. No. 3106 Qty.  \$11.88 2/\$23

**ULTRASONIC TRANSDUCER SET**


- Build your own burglar alarm
- Set Includes 1 receiving and 1 transmitting transducer



Tiny element measures only 5/8" in diameter, and can be mounted virtually anywhere. A "must have" item for hobbyists everywhere!

Cat. No. 6876 Qty.  \$10. per set 2 sets Qty.  \$19.50 for 2 sets Qty.  \$5. Qty.  \$5.

**TOXIC GAS TRANSDUCER.**




- Indispensable in Trailers & Motor Homes
- Ideal Blige Monitor For Boats!

The Fligero Toxic Gas Sensor utilized advanced semiconductor technology to provide detection and subsequent warning of toxic gases such as carbon monoxide, methane, natural gases, LPG, butane, etc. Long Life (up to 10 years). High Reliability, and compact dimensions (only 5/8" dia. x 3/8"). Requires a stabilized 5V heater supply and circuit voltage not exceeding 24 volts. Comes with complete specs and hookup instructions. Order Today!

Cat. No. 6836 Qty.  \$7.95 ea. 2 for \$15.00


**PANA-VISE WORK STATION**



PANAVISE lifts, turns, and rotates. One quick turn of the control knob and you securely position your work exactly where you want it!

ONLY \$29.95 Cat. No. 6434 Qty.

**MOTOROLA AM AUTO RADIO**



Features include: 5-station pushbutton tuning, concentric control knobs for ON/OFF/VOLUME & SPRING BALANCE/TUNING, as well as an attractive black faceplate with chrome-colored trim. Requires 12 VDC. Neg. Gnd., 4 to 8 ohm speakers.

Cat. No. 6920 Qty.  \$16.88

**ELECTRONIC COMPUTER GAME BOARD**



- Free Case with Every Purchase
- 4 Different Skill Levels
- Electronic Lights & Sounds
- Includes Microprocessor Chip, plus 21 Necessary Circuitry Components
- Fully Assembled in Case
- Game plays like "SIBSON or EINSTEIN"

Board size: 4 1/2" x 7". Case size: 8 1/2" x 3 1/2" x 1 1/2".

\$8.49 ea. 2 for \$16. Cat. No. 6913 Qty.

**POLY PAKS** P.O. BOX 942, RE-6 S. LYNNFIELD, MA. 01940

Total Amount of Order \$ \_\_\_\_\_

INCLUDE SHIPPING AND HANDLING: U.S., ADD \$3.; FOREIGN, ADD \$7. MASS. RES. ADD 5% SALES TAX.

NAME \_\_\_\_\_

ADDRESS \_\_\_\_\_

CITY \_\_\_\_\_

STATE \_\_\_\_\_ ZIP \_\_\_\_\_

Enclosed is  CHECK,  MONEY ORDER

Charge my  MASTERCARD  VISA

ACCT. # \_\_\_\_\_ EXP. DATE \_\_\_\_\_

Order By Phone 1-617-245-3828

ORDERING INSTRUCTIONS • Indicate quantity on line or box near item desired • Complete coupon section • Cut out Ad and mail to Poly Paks, Inc.

■ Send me your FREE catalog

# DON'T FORGET



## USE YOUR READER SERVICE CARD

# For faster service

# USE ZIP CODE

# on all mail

### MARKET CENTER

RF & video cables made to order. Write THE CABLE FACTORY, 4313 7th St. N.E., Minneapolis, MN 55421 for information

### FOR SALE

SCANNER/monitor accessories—kits and factory assembled. Free catalog. CAPRI ELECTRONICS, Route 1R, Canon, GA 30520

RF power transistors—tubes—special parts for "ham" linears. MRF454 \$17.00, MRF455A \$14.00, 8950 \$9.00, 6LF6 \$5.50, catalog and cross-reference help available. COD—Visa/MC. WESTCOM 1320 Grand, San Marcos, CA 92069. (714) 744-0728

RESTORE old radios or TV's to operating condition! Tired of searching for servicing information? Sams library of manufacturer's data for old radios dates to 1920. Photofact 1981 Index lists available service data for over 110,000 TV's. Auto Radios, CB's, and more. Send \$2.50 plus 50¢ shipping to: HOWARD W. SAMS CO., Dept X0108, 4300 W. 62nd St. Indianapolis, IN 46268.

BUILD your own complete 2300 MHz microwave antenna system with our fully guaranteed plans. Send \$2.00 to AMA, 45 Madrid Plaza, Mesa, AZ, 85201, Dept. SS-14.

MICROWAVE television! Complete systems and new publication available. Informative catalog on microwave and other television products \$2.00 (refundable). ABEX, P.O. Box 26601-RM, San Francisco, CA 94126

LASER handbook with burning, cutting, Ruby Reds, Co's, complete plans, books, and parts. Send \$4.00 to FAMCO, dept re, box 1902, Rochester, NH 03867

RECONDITIONED test equipment. \$1.00 for catalog—JAMES WALTER TEST EQUIPMENT, 2697 Nickel, San Pablo, CA 94806

CHEMICALS, apparatus, project books, wide selection. Catalog \$1.00 send to: PIONEER Ltd. Ind, 14a Hughey St., Nashua, NH 03060

COMPLETE line of microwave television converters and accessories to suit your needs. Converters have a one year warranty backed by a 3 year reputation. Call or write for complete specifications and pricing, dealer inquiries invited. TRITON MARKETING, 1933 Rockaway Parkway, Brooklyn, NY 11236. (212) 531-9004

RESISTORS 1/4W, 1/2W 5% carbon films 3¢ ea. No minimums. 1% metal films. Send for details. Bulk pricing available. JR INDUSTRIES, 5834-C Swancreek, Toledo, OH 43614

SUPER savings gel-cell rechargeable battery 6 volts at 7.5 amp-hr. 6 x 3/4 x 2". \$10.00 plus \$2.50 postage and handling. Limited quantities. IN-X-SALES, Box 222, Medford, MA 02155

FREE Discount electronics catalog. Over 4 1/2 million satisfied customers! Low low prices on LC's, LED's, readouts, computer peripherals, audio components, solar products and much much more. POLY PAKS, Box 942 REC, Lynnfield, MA 01940

PICTURE tube rebuilding equipment— we sell and buy new and used equipment. Free training. ATOL TELEVISION, 6425 Irving Park, Chicago, IL 60634, Phone 312-545-6667

DELTA capacitive discharge ignitions. New, fully assembled, factory guaranteed. MK10B, \$43.50. MK10C, \$45.88. Tristar T-500, \$41.00. PPD. Domestic, Canada. SIEVERTS ELECTRONICS, POB 171 W. Campton, NH 03228

TELEPHONE or office bugged? Latest detection equipment finds out fast. Free literature. CLIFTON, Box 220-M, Miami, FL 33168

WORLD'S first solar FM/AM radio. Portable features top quality American solar cells. Accommodates optional AAA batteries for sunless days. Separate sensitive circuitry for sun/battery use. \$72.50 postpaid. SHERIDAN ENTERPRISES, 2545 Greeley, Evanston. IL 60201

FORMER TV tech liquidating tubes, parts, equipment, etc. in one cheap lot. JIM HURD, 56 St. Timothy Court, Danville, CA 94526

RF spectrum analyzer, ASL model 8622, 10 to 1,000 MHz, 3-inch CRT, manual and application notes, weight 22 lbs. Excellent condition. \$895. M.W. ROBERTS, 3694 East Tompkins, Las Vegas, Nevada 89121. 702-451-3517.

# Radio Shack is America's Parts Place™

## No Minimum Order! No Waiting! Low Prices!

### Low-Priced Precision Wire-Wrapping Tool




Long-Life Steel Bit **5.95**

This balanced 4 1/2" all-metal tool speeds wiring of IC projects. It strips, wraps, and unwraps 30-gauge wire. Includes an easy-to-use stripper that stores in the handle. 276-1570 ..... 5.95

#### 30-Gauge Kynar Wire

Color	Cat. No.	50-ft. Spool
Red	278-501	2.39
White	278-502	2.39
Blue	278-503	2.39

### TV RF Modulator Board




• Prewired RF Module **16.95**  
• Ch. 2 or 3 Output

Accepts b/w or color video, 30-15,000 Hz audio. With instructions, labeled and drilled board, parts list, RF module and antenna switch. PARTS EXTRA — all available at Radio Shack. 277-122 ..... 16.95  
Shown built with recommended parts

### 20-Range LCD Multimeter

**79.95**

- 10-Meg Input
- Automatic Zero-Adjust & Polarity



Carry Case **Only 6.95**  
22-153

Easy-to-read 0.4"-tall liquid crystal display with convenient low-battery and over-range indicators. Measures up to 500VAC in 4 ranges; 1000VDC in 4 ranges; 200 mA AC and DC current in 3 ranges each; 20 megohms resistance in 6 ranges. Size: 6 3/4"x3 3/4"x1 3/4". Leads and manual included. Requires 9V battery or AC adapter. 22-198 .79.95 AC Adapter. U.L. listed. 273-1431 ..... 4.95

### Resistor Packs



100-Piece Assortments **2.99** Each

Great buy — keep a pack on hand! The most asked for values. 1/2W-10%. 271-306 Pkg. 100/2.99 1/4W-5%. 271-308 Pkg. 100/2.99

### Quad BiFET Op-Amp



**2.99** 13V/μS Slew Rate

TL084C. Low-noise JFET inputs. Internally compensated. ±18V supply, 14-pin DIP. 276-1714 ..... 2.99

### DPDT Switch

**34% Off!**

Reg. 2.09 **2.09**

Compact lever-type with contacts rated 6A at 125VAC. Mounts in 7/16" hole. 275-259 Sale 2.09



### 6-Amp Triacs

Low As **99¢**



For lamp dimmers, heat element control, AC switching and more. TO-220 cases. 200V. 276-1001 ..... 99¢ 400V. 276-1000 ..... 1.19

### Card Connector

**17% Off!**

Reg. 5.95 **4.95**



40-pin insulation displacement type for digital boards. 276-1558 ..... Sale 4.95

### Metal-Film Capacitors

Low As **39¢** Each



250WVDC. Aluminum deposited mylar for ultra-low leakage. Epoxy dipped for stability.

μF	Cat. No.	Each
.01	272-1051	.39
.047	272-1052	.49
.1	272-1053	.59
.22	272-1058	.69
.47	272-1054	.79
1.0	272-1055	.89

### Micronta® Precision Panel Meters



**8.95** Each

These top-quality meters allow you to monitor critical circuits. Feature easy-to-read faces and D'Arsonval movements for ±5% accuracy, full scale. Require 1 7/8" mounting hole. 0-50 μA DC. 270-1751 ..... 6.95 0-1 mA DC. 270-1752 ..... 6.95

### Micro Test Clips

**NEW!** Package of 2 **1.49**



Insulated push-type — ideal for testing components on crowded boards. One red, one black. 270-370 ..... Pkg. of 2/1.49

### Quad Timer IC

**33% Off!**

Reg. 2.99 **1.99**



Type 558. Four type 555 timers in a single 16-pin DIP. 276-1742 ..... Sale 1.99

### 12VDC Reed Relay

**Only 99¢**



DPST. Encapsulated type with PC pins. Contacts rated 0.5A at 125VAC. 1 1/2"x 9/16"x 1/16". 275-229 ..... 99¢

### 16K Hobby RAM

**Cut \$8**

Reg. 13.95 **5.95**



4116 Dynamic RAM. 100% prime. Our lowest price ever! 276-2505 ..... Sale 5.95

### Voltage Regulator

**4.99**



LM317. Adjustable positive. Up to 1.5A output. TO-3 case. 276-1777 ..... 4.99 1.2 to 37VDC

### Mercury Switch

**NEW! 1.19**



Tilt to close circuit. SPST contacts rated 5A at 125VAC. Wire leads. Style may vary. 275-027 ..... 1.19

### Mini Amp with Built-In Speaker

**Only 11.95**

- 200 mW Output
- 1 mV Sensitivity
- 10 to 10,000 Hz Response



This compact, integrated-circuit amplifier with built-in speaker is ideal for use with a telephone pickup coil, a microphone or electric guitar. Use it as an intercom, the audio stage of a receiver project — or add a probe and it becomes a handy signal tracer! Has volume control with on/off switch, 1/8" jacks for input and external speaker or earphone. 2 1/2"x 3 1/8"x 1 3/4" molded case. Requires one 9V battery. 277-1008 ..... 11.95

Start Your Next Project at The Shack®

# Radio Shack®

A DIVISION OF TANDY CORPORATION • FORT WORTH, TEXAS 76102  
OVER 8000 LOCATIONS WORLDWIDE

Retail prices may vary at individual stores and dealers

CIRCLE 10 ON FREE INFORMATION CARD



# 7400

SN7400N	19	SN74125N	59
SN7401N	22	SN74125A	39
SN7402N	22	SN74126N	44
SN7403N	22	SN74128N	59
SN7404N	22	SN74132N	69
SN7405N	23	SN74136N	95
SN7406N	23	SN74137N	95
SN7407N	23	SN74141N	69
SN7408N	26	SN74142N	295
SN7409N	23	SN74143N	295
SN7410N	22	SN74144N	295
SN7411N	29	SN74145N	62
SN7412N	29	SN74147N	79
SN7413N	39	SN74148N	120
SN7414N	59	SN74150N	99
SN7415N	29	SN74151N	67
SN7416N	29	SN74152N	67
SN7417N	22	SN74153N	67
SN7418N	29	SN74154N	119
SN7419N	29	SN74155N	82
SN7420N	29	SN74156N	82
SN7421N	29	SN74157N	82
SN7422N	29	SN74158N	165
SN7423N	29	SN74159N	95
SN7424N	45	SN74161N	95
SN7425N	23	SN74162N	89
SN7426N	29	SN74163N	87
SN7427N	29	SN74164N	87
SN7428N	29	SN74165N	97
SN7429N	29	SN74166N	97
SN7430N	23	SN74167N	135
SN7431N	29	SN74168N	89
SN7432N	29	SN74169N	87
SN7433N	29	SN74170N	169
SN7434N	29	SN74171N	59
SN7435N	29	SN74172N	185
SN7436N	29	SN74173N	79
SN7437N	29	SN74174N	79
SN7438N	29	SN74175N	89
SN7439N	29	SN74176N	89
SN7440N	29	SN74177N	85
SN7441N	29	SN74178N	85
SN7442N	29	SN74179N	85
SN7443N	29	SN74180N	180
SN7444N	29	SN74181N	75
SN7445N	29	SN74182N	75
SN7446N	29	SN74183N	195
SN7447N	29	SN74184N	195
SN7448N	29	SN74185A	195
SN7449N	29	SN74185B	195
SN7450N	23	SN74186N	995
SN7451N	29	SN74187N	390
SN7452N	29	SN74188N	390
SN7453N	29	SN74189N	115
SN7454N	29	SN74190N	115
SN7455N	29	SN74191N	115
SN7456N	29	SN74192N	85
SN7457N	29	SN74193N	85
SN7458N	29	SN74194N	85
SN7459N	29	SN74195N	85
SN7460N	29	SN74196N	85
SN7461N	29	SN74197N	85
SN7462N	29	SN74198N	85
SN7463N	29	SN74199N	139
SN7464N	29	SN74200N	139
SN7465N	29	SN74201N	139
SN7466N	29	SN74202N	139
SN7467N	29	SN74203N	139
SN7468N	29	SN74204N	139
SN7469N	29	SN74205N	139
SN7470N	29	SN74206N	139
SN7471N	29	SN74207N	139
SN7472N	29	SN74208N	139
SN7473N	29	SN74209N	139
SN7474N	29	SN74210N	139
SN7475N	29	SN74211N	139
SN7476N	29	SN74212N	139
SN7477N	29	SN74213N	139
SN7478N	29	SN74214N	139
SN7479N	29	SN74215N	139
SN7480N	29	SN74216N	139
SN7481N	29	SN74217N	139
SN7482N	29	SN74218N	139
SN7483N	29	SN74219N	139
SN7484N	29	SN74220N	139
SN7485N	29	SN74221N	139
SN7486N	29	SN74222N	139
SN7487N	29	SN74223N	139
SN7488N	29	SN74224N	139
SN7489N	29	SN74225N	139
SN7490N	29	SN74226N	139
SN7491N	29	SN74227N	139
SN7492N	29	SN74228N	139
SN7493N	29	SN74229N	139
SN7494N	29	SN74230N	139
SN7495N	29	SN74231N	139
SN7496N	29	SN74232N	139
SN7497N	29	SN74233N	139
SN7498N	29	SN74234N	139
SN7499N	29	SN74235N	139
SN7500N	29	SN74236N	139
SN7501N	29	SN74237N	139
SN7502N	29	SN74238N	139
SN7503N	29	SN74239N	139
SN7504N	29	SN74240N	139
SN7505N	29	SN74241N	139
SN7506N	29	SN74242N	139
SN7507N	29	SN74243N	139
SN7508N	29	SN74244N	139
SN7509N	29	SN74245N	139
SN7510N	29	SN74246N	139
SN7511N	29	SN74247N	139
SN7512N	29	SN74248N	139
SN7513N	29	SN74249N	139
SN7514N	29	SN74250N	139
SN7515N	29	SN74251N	139
SN7516N	29	SN74252N	139
SN7517N	29	SN74253N	139
SN7518N	29	SN74254N	139
SN7519N	29	SN74255N	139
SN7520N	29	SN74256N	139
SN7521N	29	SN74257N	139
SN7522N	29	SN74258N	139
SN7523N	29	SN74259N	139
SN7524N	29	SN74260N	139
SN7525N	29	SN74261N	139
SN7526N	29	SN74262N	139
SN7527N	29	SN74263N	139
SN7528N	29	SN74264N	139
SN7529N	29	SN74265N	139
SN7530N	29	SN74266N	139
SN7531N	29	SN74267N	139
SN7532N	29	SN74268N	139
SN7533N	29	SN74269N	139
SN7534N	29	SN74270N	139
SN7535N	29	SN74271N	139
SN7536N	29	SN74272N	139
SN7537N	29	SN74273N	139
SN7538N	29	SN74274N	139
SN7539N	29	SN74275N	139
SN7540N	29	SN74276N	139
SN7541N	29	SN74277N	139
SN7542N	29	SN74278N	139
SN7543N	29	SN74279N	139
SN7544N	29	SN74280N	139
SN7545N	29	SN74281N	139
SN7546N	29	SN74282N	139
SN7547N	29	SN74283N	139
SN7548N	29	SN74284N	139
SN7549N	29	SN74285N	139
SN7550N	29	SN74286N	139
SN7551N	29	SN74287N	139
SN7552N	29	SN74288N	139
SN7553N	29	SN74289N	139
SN7554N	29	SN74290N	139
SN7555N	29	SN74291N	139
SN7556N	29	SN74292N	139
SN7557N	29	SN74293N	139
SN7558N	29	SN74294N	139
SN7559N	29	SN74295N	139
SN7560N	29	SN74296N	139
SN7561N	29	SN74297N	139
SN7562N	29	SN74298N	139
SN7563N	29	SN74299N	139
SN7564N	29	SN74300N	139

# 74LS00

74LS00N	35	74LS164N	1.19
74LS01N	28	74LS165N	.89
74LS02N	28	74LS166N	2.48
74LS03N	28	74LS168N	1.89
74LS04N	28	74LS169N	1.89
74LS05N	29	74LS170N	1.99
74LS06N	29	74LS171N	1.99
74LS07N	29	74LS172N	1.99
74LS08N	29	74LS173N	1.99
74LS09N	29	74LS174N	1.99
74LS10N	28	74LS175N	1.99
74LS11N	39	74LS176N	2.20
74LS12N	39	74LS177N	1.15
74LS13N	47	74LS178N	1.15
74LS14N	1.25	74LS179N	1.15
74LS15N	39	74LS180N	.98
74LS16N	39	74LS181N	.98
74LS17N	39	74LS182N	1.15
74LS18N	26	74LS183N	1.15
74LS19N	26	74LS184N	1.15
74LS20N	36	74LS185N	1.15
74LS21N	38	74LS186N	1.15
74LS22N	38	74LS187N	1.15
74LS23N	39	74LS188N	1.15
74LS24N	39	74LS189N	1.15
74LS25N	39	74LS190N	1.15
74LS26N	39	74LS191N	1.15
74LS27N	39	74LS192N	1.15
74LS28N	39	74LS193N	1.15
74LS29N	39	74LS194N	1.15
74LS30N	26	74LS195N	1.15
74LS31N	26	74LS196N	1.15
74LS32N	26	74LS197N	1.15
74LS33N	26	74LS198N	1.15
74LS34N	26	74LS199N	1.15
74LS35N	26	74LS200N	1.15
74LS36N	26	74LS201N	1.15
74LS37N	26	74LS202N	1.15
74LS38N	26	74LS203N	1.15
74LS39N	26	74LS204N	1.15
74LS40N	26	74LS205N	1.15
74LS41N	26	74LS206N	1.15
74LS42N	26	74LS207N	1.15
74LS43N	26	74LS208N	1.15
74LS44N	26	74LS209N	1.15
74LS45N	26	74LS210N	1.15
74LS46N	26	74LS211N	1.15
74LS47N	26	74LS212N	1.15
74LS48N	26	74LS213N	1.15
74LS49N	26	74LS214N	1.15
74LS50N	26	74LS215N	1.15
74LS51N	26	74LS216N	1.15
74LS52N	26	74LS217N	1.15
74LS53N	26	74LS218N	1.15
74LS54N	26	74LS219N	1.15
74LS55N	26	74LS220N	1.15
74LS56N	26	74LS221N	1.15
74LS57N	26	74LS222N	1.15
74LS58N	26	74LS223N	1.15
74LS59N	26	74LS224N	1.15
74LS60N	26	74LS225N	1.15
74LS61N	26	74LS226N	1.15
74LS62N	26	74LS227N	1.15
74LS63N	26	74LS228N	1.15
74LS64N	26	74LS229N	1.15
74LS65N	26	74LS230N	1.15
74LS66N	26	74LS231N	1.15
74LS67N	26	74LS232N	1.15
74LS68N	26	74LS233N	1.15
74LS69N	26	74LS234N	1.15
74LS70N	26	74LS235N	1.15
74LS71N	26	74LS236N	1.15
74LS72N	26	74LS237N	1.15
74LS73N	26	74LS238N	1.15
74LS74N	26	74LS239N	1.15
74LS75N	26	74LS240N	1.15
74LS76N	26	74LS241N	1.15
74LS77N	26	74LS242N	1.15
74LS78N	26	74LS243N	1.15
74LS79N	26	74LS244N	1.15
74LS80N	26	74LS245N	1.15
74LS81N	26	74LS246N	1.15
74LS82N	26	74LS247N	1.15
74LS83N	26	74LS248N	1.15
74LS84N	26	74LS249N	1.15
74LS85N	26	74LS250N	1.15
74LS86N	26	74LS251N	1.15
74LS87N	26	74LS252N	1.15
74LS88N	26	74LS253N	1.15
74LS89N	26	74LS254N	1.15
74LS90N	26	74LS255N	1.15
74LS91N	26	74LS256N	1.15
74LS92N	26	74LS257N	1.15
74LS93N	26	74LS258N	1.15
74LS94N	26	74LS259N	1.15
74LS95N	26	74LS260N	1.15
74LS96N	26	74LS261N	1.15
74LS97N	26	74LS262N	1.15
74LS98N	26	74LS263N	1.15
74LS99N	26	74LS264N	1.15
74LS00N	26	74LS265N	1.15

16K UPGRADE ONLY  
**\$39.95**  
SPECIFY COMPUTER

NON-LINEAR SYSTEMS, INC. **NS**  
**TOUCH-TEST 20**  
DIGITAL MULTIMETER  
The NLS Touch-Test 20 is a 3 1/2 digit digital meter with capability of measuring 10 parameters including 20 functions and 40 ranges. Features touch selection and automatic auto indication of correct settings which include func. range and on-off cover.

**\$319.95**

**BECKMAN**  
Digital Multimeters  
MODELS TECH 300 AND TECH 310

Choice of Models - The TECH 310 has an above feature 7 functions, but without auto range. The TECH 300 has a 0.5% acc. and accuracy and the TECH 310 has a 0.2% acc. and accuracy. Both feature a 10 amp current range.

TECH 300 Digital Multimeter: \$110  
TECH 310 Digital Multimeter: \$140  
TECH 300 Digital Multimeter: \$189  
TECH 310 Digital Multimeter: \$229  
DC-202 Deluxe Carrying Case: \$24  
HP-221 RF Probe: \$35  
DC-21 AC Current Clamp: \$42  
TL-241 Test Lead Kit: \$56

**Vista COMPUTER COMPANY**  
**APPLE™**  
**40 CHARACTER**  
**TYPE-100 BUFFER**  
MODEL 150

**\$49.95**

**CONTINENTAL SPECIALTIES**

Model LM-3 40-Character Logic Monitor: \$85.00  
Model LM-1 Logic Monitor: 60.00  
Model LM-2 Logic Monitor: 147.00  
MAX-100 100 MHz Portable Frequency Counter: 145.00  
Model LP-1 Digital Logic Probe: 50.00  
Model LP-2 Economy Logic

# INTERNATIONAL ELECTRONICS UNLIMITED

### TTL

10% OFF ON \$25.00  
15% OFF ON \$50.00

7400	5.18	7464	.30	74155	.50
7401	1.18	7465	.30	74156	.64
7402	1.18	7470	.49	74157	.60
7403	1.18	7472	.32	74158	.75
7404	.20	7474	.18	74160	.70
7405	.25	7475	.49	74161	.79
7406	.20	7576	.49	74162	.85
7407	.20	7480	.35	74163	.85
7408	.27	7482	.25	74164	.85
7409	.27	7483	.25	74166	.85
7410	1.18	7485	.50	74170	.50
7415	.29	7486	.42	74173	1.25
7416	.20	7489	1.75	74174	1.05
7417	.20	7490	.59	74175	.85
7420	.20	7491	.64	74176	.70
7425	.39	7492	.59	74177	.70
7426	.35	7493	.35	74180	.35
7427	.25	7494	.59	74181	1.85
7430	.25	7495	.35	74182	.35
7432	.20	7499	.64	74189	.50
7437	.20	74105	.48	74190	1.15
7438	.18	74107	.35	74191	1.15
7440	.18	74121	.35	74192	.50
7441	.59	74122	.39	74193	.79
7442	.35	74123	.39	74194	.85
7443	.55	74125	.50	74195	.69
7444	.60	74126	.50	74196	.60
7445	.50	74132	.75	74197	.75
7446	.59	74141	.35	74198	1.40
7448	.59	74127	.39	74199	1.25
7450	.18	74148	1.25	74200	3.75
7451	.22	74150	1.35	74219	.65
7453	.18	74151	.50		
7454	.18	74153	.35		
7460	.18	74154	1.45		

### SOCKETS - LOW PROFILE SOLDER TAIL

ea	100
8 pin .20	.18 pk-10 .169
14 pin .25	.21 pk-10 .19
16 pin .26	.22 pk-10 .20
18 pin .32	.28 pk-8 .26
24 pin .48	.45 pk-3 .38
28 pin .65	.60 pk-3 .55
40 pin .75	.70 pk-2 .63

### MINIATURE SOLID STATE ELECTRONIC BUZZER

6V 15mA ± 1.5 4-9 VDC (OPPR. V)

10-24 1.00ea  
25- .90ea

### DIPSWITCH - 4 sw

8 pin DIP SPST

1-9 \$1.65ea  
10-24 1.55ea  
25- 1.49ea

### DIPSWITCH - 8 sw

16 pin DIP SPST

1-9 \$2.10ea  
10-24 1.95ea  
25- 1.85ea

### POWER SUPPLY KIT

±5V, ±12V, ±15V  
A regulated power supply using a 115V/230V CT transformer, 3-1.5A/0.7A and 1-1.5A/2.0A regulators to supply the above voltages. Heat sink provided for ±5V.

PARTS INCLUDED:  
Transformer  
3 regulators  
PC board  
4 diodes  
Capacitor 1000 µf  
Capacitor 500 µf  
3 Capacitors 10 µf

ea \$17.50  
10- 16.00  
25- 15.00  
4 shipping

### CERAMIC CAPACITORS

1pf	22pf	56pf	120pf	270pf	.0047uf	.030uf
5pf	27pf	68pf	150pf	390pf	.01uf	.050uf
7pf	33pf	82pf	180pf	470pf	.0015uf	.015uf
10pf	47pf	100pf	220pf	600pf	.003uf	.022uf
125pf	.050uf			.1uf		
Total EA.	PK-10	PK-100	EA.	PK-10	PK-100	
1-1000	.20	.95	6.50	25	1.25	9.00
1000-	.20	.85	6.00	.25	1.10	8.00

### CERAMIC CAPACITOR KIT

CK-c2 5ea. of the above values \$11.50  
CK-c3 10ea. of the above values 20.50

### POLYESTER FILM CAPACITORS - 100V ± 10%

.001uf	.15	.95	6.50	.033uf	.20	1.00	10.00
.0015uf	.15	.95	7.50	.047uf	.20	1.15	10.50
.0022uf	.15	.95	7.50	.068uf	.25	1.30	12.00
.0033uf	.15	.95	7.50	.1uf	.30	1.75	13.50
.0047uf	.15	.95	7.50	.15uf	.35	2.25	14.00
.0068uf	.15	.95	7.50	.22uf	.40	2.55	20.00
.01uf	.15	.95	7.50	.33uf	.45	2.75	25.00
.015uf	.15	.95	7.50	.47uf	.50	3.50	30.00
.022uf	.15	.95	7.50				

TOTAL QTY. 1000 pcs. -10%, 5000 pcs. -15%

### POLYESTER CAPACITOR KIT

5 ea of the above values \$14.95

### TANTALUM CAPACITORS solid dipped ± 20%

.1uf/35V	.30	.25	4.7uf/16V	.38	.30	22uf/16V	.50	.40
.22uf/35V	.30	.25	4.7uf/25V	.45	.35	22uf/35V	.60	.55
.33uf/35V	.30	.25	6.8uf/6V	.35	.28	33uf/6V	.55	.45
1uf/20V	.30	.25	6.8uf/16V	.45	.39	33uf/10V	.60	.50
1.5uf/20V	.30	.25	10uf/20V	.42	.35	47uf/6V	.60	.50
2.2uf/20V	.35	.25	15uf/6V	.42	.35	47uf/15V	.65	.55
2.2uf/35V	.38	.28	15uf/20V	.50	.40	56uf/6V	.85	.75
3.3uf/35V	.40	.30						

TANTALUM CAPACITOR ASST. - 5 ea. of above - \$37.50

### DISCRETE LED'S

JUMBO LED  
.20" dia., diffused  
Red, Clear or White  
Green or Yellow  
10/\$1.00 25/\$2.25 100/\$8.00  
7/\$1.00 25/\$3.25 100/\$10.45

SUBMINIATURE LED  
.125" dia., diffused  
Red or Clear  
Green or Yellow  
10/\$1.00 25/\$2.25 100/\$8.00  
7/\$1.00 25/\$3.25 100/\$10.45

### LED MOUNTING CLIP & RING FOR .20" - JUMBO LED

10/\$ 1.25  
25/\$ 2.75  
100/\$ 7.00

### LED DISPLAYS

.4" ORANGE LED DISPLAY \$1.19ea  
7 segment RHD 10/\$7.95  
MAN4610 - common anode 25/\$17.50  
MAN4640 - common cathode 100/\$65.00

.4" ORANGE overFlow LED \$4.00ea  
MAN4630 - common anode 10/\$33.50

.3" RED LED DISPLAY 5.99ea  
7 segment RHD 10/\$7.95  
XAN72(MAN72 equiv) 25/\$17.50  
common anode 100/\$65.00

.6" RED LED DISPLAY \$1.25ea  
7 segment LHD 10/\$11.50  
XAN6940 - common cathode 25/\$26.50  
100/\$98.00

### TRANSISTORS

MPSA06	ea	pk/10	pk/25	pk/100	pk/1000
2N2222A	.45	\$1.65	\$3.25	\$12.00	\$100.00
2N3053	.55	\$3.50	\$8.00	\$29.00	\$265.00
2N3904	.55	\$1.00	\$1.75	\$5.00	\$420.00
2N3906	.25	\$1.65	\$3.25	\$12.00	\$100.00
2N3906	.25	\$1.65	\$3.25	\$12.00	\$100.00

### DIODES

1N4148 (1N914) 400mw 15/\$1.00 100/\$5.00 1000/\$50.00  
1N4001 501pV 12/\$1.00 100/\$7.00 1000/\$60.00  
1N4007 1000pV 10/\$1.25 100/\$11.00 1000/\$100.00

### CARBON FILM RESISTORS,

CARBON FILM 25%  
1/4watt (R.0hm R25) 1/4 & 1/2 watt  
-.095" dia x .250" long (body)  
1/2watt (R.0hm R50) -.146" dia x .354" long (body)

PRICING  
total quantity ea pk-10 pk-25 pk-100 pk-1000

1-999	\$1.10	.45	2.00
1000-	.10	.40	1.80
5000-	.10	.30	1.70
10000-	.10	.25	1.55
100000-	.10	.25	1.55

25 or more resistors - not individually packaged - mixed - specify any assortment of values \$3.00ea

### METAL FILM RESISTORS,

METAL FILM 5%  
RN50 (R.0hm CRB10F) 1/4watt 1/4 watt  
Low temp coef - 50ppm/°C  
.094" dia x .225" long (body)  
color banded

total quantity ea pk-10 pk-25 pk-100 pk-250

1-999	\$2.25	1.00	4.00	7.50	17.50
1000-	.20	.90	1.80	7.00	16.25
5000-	.20	.85	1.70	6.50	15.00
10000-	.20	.80	1.55	6.00	13.75

10 or more resistors - not individually packaged - mixed - specify any assortment of values \$3.50ea

### METAL FILM RESISTORS,

METAL FILM 5%  
RN55 (R.0hm CRB14F) 1/8watt 1/8 watt  
Low temp coef - 50ppm/°C  
.094" dia x .225" long (body)  
color banded

total quantity ea pk-10 pk-50 pk-100 pk-500

1-999	\$2.25	1.00	4.00	7.50	35.00
1000-	.20	.90	3.50	7.00	32.50
5000-	.20	.85	3.40	6.50	30.00
10000-	.20	.80	3.10	6.00	27.50

10 or more resistors - not individually packaged - mixed - specify any assortment of values \$3.50ea

### METAL FILM RESISTORS,

METAL FILM 5%  
RN55 (R.0hm CRB14F) 1/8watt 1/8 watt  
Low temp coef - 50ppm/°C  
.094" dia x .225" long (body)  
color banded

total quantity ea pk-10 pk-50 pk-100 pk-500

1-999	\$2.25	1.00	4.00	7.50	35.00
1000-	.20	.90	3.50	7.00	32.50
5000-	.20	.85	3.40	6.50	30.00
10000-	.20	.80	3.10	6.00	27.50

10 or more resistors - not individually packaged - mixed - specify any assortment of values \$3.50ea

### METAL FILM RESISTORS,

METAL FILM 5%  
RN55 (R.0hm CRB14F) 1/8watt 1/8 watt  
Low temp coef - 50ppm/°C  
.094" dia x .225" long (body)  
color banded

total quantity ea pk-10 pk-50 pk-100 pk-500

1-999	\$2.25	1.00	4.00	7.50	35.00
1000-	.20	.90	3.50	7.00	32.50
5000-	.20	.85	3.40	6.50	30.00
10000-	.20	.80	3.10	6.00	27.50

10 or more resistors - not individually packaged - mixed - specify any assortment of values \$3.50ea

### METAL FILM RESISTORS,

METAL FILM 5%  
RN55 (R.0hm CRB14F) 1/8watt 1/8 watt  
Low temp coef - 50ppm/°C  
.094" dia x .225" long (body)  
color banded

total quantity ea pk-10 pk-50 pk-100 pk-500

1-999	\$2.25	1.00	4.00	7.50	35.00
1000-	.20	.90	3.50	7.00	32.50
5000-	.20	.85	3.40	6.50	30.00
10000-	.20	.80	3.10	6.00	27.50

10 or more resistors - not individually packaged - mixed - specify any assortment of values \$3.50ea

### METAL FILM RESISTORS,

METAL FILM 5%  
RN55 (R.0hm CRB14F) 1/8watt 1/8 watt  
Low temp coef - 50ppm/°C  
.094" dia x .225" long (body)  
color banded

total quantity ea pk-10 pk-50 pk-100 pk-500

1-999	\$2.25	1.00	4.00	7.50	35.00
1000-	.20	.90	3.50	7.00	32.50
5000-	.20	.85	3.40	6.50	30.00
10000-	.20	.80	3.10	6.00	27.50

10 or more resistors - not individually packaged - mixed - specify any assortment of values \$3.50ea

### METAL FILM RESISTORS,

METAL FILM 5%  
RN55 (R.0hm CRB14F) 1/8watt 1/8 watt  
Low temp coef - 50ppm/°C  
.094" dia x .225" long (body)  
color banded

total quantity ea pk-10 pk-50 pk-100 pk-500

1-999	\$2.25	1.00	4.00	7.50	35.00
1000-	.20	.90	3.50	7.00	32.50
5000-	.20	.85	3.40	6.50	30.00
10000-	.20	.80	3.10	6.00	27.50

10 or more resistors - not individually packaged - mixed - specify any assortment of values \$3.50ea

### CMOS

10% OFF ON \$25.00  
15% OFF ON \$50.00

4000 Series CMOS

4000	3.25	4020	1.14	4050	.45
4001	.39	4021	.95	4051	1.15
4002	.25	4022	.95	4067	.79
4006	.95	4023	.30	4069	.39
4007	.39	4024	.75	4071	.29
4008	.95	4025	.22	4072	.39
4009	.46	4027	.59	4073	.39
4010	.45	4028	.95	4078	.39
4011	.45	4030	.49	4081	.39
4012	.25	4035	.95	4082	.30
4013	.59	4040	1.15	4518	1.25
4014	.95	4041	1.20	4528	1.50
4015	.95	4042	.95	4585	1.50
4016	.64	4043	.85	4901	.59
4017	1.08	4046	1.69		
4018	.95	4049	.45		

### VOLTAGE REGULATORS

LM320T-5	Negative 5 V reg (7905)	1.19
LM320T-12	Negative 12 V reg (7912)	1.19
LM320T-15	Negative 15 V reg (7915)	1.19
LM340T-5	Positive 5 V reg (7805)	1.19
LM340T-8	Positive 8 V reg (7808)	1.19
LM340T-12	Positive 12 V reg (7812)	1.19
LM340T-15	Positive 15 V reg (7815)	1.19

### LINEAR CIRCUITS

10% OFF ON \$25.00  
15% OFF ON \$50.00

LM300H	\$ .30	LM565N	.55
LM301CN	.28	LM565H	1.39
LM302H	.28	LM566H	1.69
LM304H	.80	LM566CN	1.45
LM307CN	.32	LM567CN	1.19
LM307H	.40	LM703H	.59
LM308CN	.45	LM703CN	.39
LM309H	1.05	LM709N	.29
LM309K	1.15	LM710N	.39
LM310CN	.75	LM711N	.35
LM310H	.75	LM723H	.59
LM317CN	.39	LM723N	.49
LM318CN	1.45	LM733H	.45
LM319N	1.20	LM739N	.45
LM320K-5	.95	LM741CN	.29
LM320K-5.2	.95	LM741	.29
LM320K-15	.95	LM741CH	.45
LM322N	.45	LM747H	.79
LM324N	1.19	LM747N	.69
LM339N	.25	LM748CN	.25
LM340K-6	.95	LM748N	2.50
LM340K-8	.95	LM1414H	.35
LM340K-12	.95	LM1456CN	1.29
LM340K-15	.95	LM1458CN	.65
LM340K-24	.95	LM1496N	.89
LM370N	.95	ULN2208	.79
LM372N	1.25	CA3046A	1.29
LM376CN	.30	CA3081N	1.25
LM390H	1.19	CA3082N	1.25
LM390CN	.45	LM3900N	.45
LM391N	1.75	LM7524R	.45
LM392N	1.75	LM7525N	.45
LM396CN	.49	LM7535	.39
LM397CN	.29	9038B	3.79
LM397CN	.29	7545CN	.35
NE564A	1.79	7545CN	.35



ramsey

# the first name in Counters!



## 9 DIGITS 600 MHz \$129<sup>95</sup> WIRED

**PRICES:**

CT-90 wired, 1 year warranty	\$129.95
CT-90 Kit, 90 day parts warranty	109.95
AC-1 AC adapter	3.95
BP-1 Nicad pack + AC Adapter/Charger	12.95
OV-1, Micro-power Oven time base	49.95
External time base input	14.95

The CT-90 is the most versatile, feature packed counter available for less than \$300.00! Advanced design features include: three selectable gate times, nine digits, gate indicator and a unique display hold function which holds the displayed count after the input signal is removed! Also, a 10MHz TCXO time base is used which enables easy zero beat calibration checks against WWV. Optionally, an internal nicad battery pack, external time base input and Micro-power high stability crystal oven time base are available. The CT-90, performance you can count on!

**SPECIFICATIONS:**

Range:	20 Hz to 600 MHz
Sensitivity:	Less than 10 MV to 150 MHz Less than 50 MV to 500 MHz
Resolution:	0.1 Hz (10 MHz range) 1.0 Hz (60 MHz range) 10.0 Hz (600 MHz range)
Display:	9 digits 0.4" LED
Time base:	Standard-10,000 mHz, 1.0 ppm 20-40°C Optional Micro-power oven-0.1 ppm 20-40°C
Power:	8-15 VAC @ 250 ma

## 7 DIGITS 525 MHz \$99<sup>95</sup> WIRED

**SPECIFICATIONS:**

Range:	20 Hz to 525 MHz
Sensitivity:	Less than 50 MV to 150 MHz Less than 150 MV to 500 MHz
Resolution:	1.0 Hz (5 MHz range) 10.0 Hz (50 MHz range) 100.0 Hz (500 MHz range)
Display:	7 digits 0.4" LED
Time base:	1.0 ppm TCXO 20-40°C
Power:	12 VAC @ 250 ma

The CT-70 breaks the price barrier on lab quality frequency counters. Deluxe features such as; three frequency ranges - each with pre-amplification, dual selectable gate times, and gate activity indication make measurements a snap. The wide frequency range enables you to accurately measure signals from audio thru UHF with 1.0 ppm accuracy - that's .0001%! The CT-70 is the answer to all your measurement needs, in the field, lab or ham shack.

**PRICES:**

CT-70 wired, 1 year warranty	\$99.95
CT-70 Kit, 90 day parts warranty	84.95
AC-1 AC adapter	3.95
BP-1 Nicad pack + AC adapter/charger	12.95



## 7 DIGITS 500 MHz \$79<sup>95</sup> WIRED

**PRICES:**

MINI-100 wired, 1 year warranty	\$79.95
MINI-100 Kit, 90 day part warranty	\$9.95
AC-Z Ac adapter for MINI-100	3.95
BP-Z Nicad pack and AC adapter/charger	12.95

Here's a handy, general purpose counter that provides most counter functions at an unbelievable price. The MINI-100 doesn't have the full frequency range or input impedance qualities found in higher price units, but for basic RF signal measurements, it can't be beat! Accurate measurements can be made from 1 MHz all the way up to 500 MHz with excellent sensitivity throughout the range, and the two gate times let you select the resolution desired. Add the nicad pack option and the MINI-100 makes an ideal addition to your tool box for "in-the-field" frequency checks and repairs.

**SPECIFICATIONS:**

Range:	1 MHz to 500 MHz
Sensitivity:	Less than 25 MV
Resolution:	100 Hz (slow gate) 1.0 KHz (fast gate)
Display:	7 digits, 0.4" LED
Time base:	2.0 ppm 20-40°C
Power:	5 VDC @ 200 ma



## 8 DIGITS 600 MHz \$159<sup>95</sup> WIRED

**SPECIFICATIONS:**

Range:	20 Hz to 600 MHz
Sensitivity:	Less than 25 mv to 150 MHz Less than 150 mv to 600 MHz
Resolution:	1.0 Hz (60 MHz range) 10.0 Hz (600 MHz range)
Display:	8 digits 0.4" LED
Time base:	2.0 ppm 20-40°C
Power:	110 VAC or 12 VDC

The CT-50 is a versatile lab bench counter that will measure up to 600 MHz with 8 digit precision. And, one of its best features is the Receive Frequency Adapter, which turns the CT-50 into a digital readout for any receiver. The adapter is easily programmed for any receiver and a simple connection to the receiver's VFO is all that is required for use. Adding the receiver adapter in no way limits the operation of the CT-50, the adapter can be conveniently switched on or off. The CT-50, a counter that can work double-duty!

**PRICES:**

CT-50 wired, 1 year warranty	\$159.95
CT-50 Kit, 90 day parts warranty	119.95
RA-1, receiver adapter kit	14.95
RA-1 wired and pre-programmed (send copy of receiver schematic)	29.95



## DIGITAL MULTIMETER \$99<sup>95</sup> WIRED

**PRICES:**

DM-700 wired, 1 year warranty	\$99.95
DM-700 Kit, 90 day parts warranty	79.95
AC-1, AC adaptor	3.95
BP-3, Nicad pack + AC adapter/charger	19.95
MP-1, Probe kit	2.95

The DM-700 offers professional quality performance at a hobbyist price. Features include; 26 different ranges and 5 functions, all arranged in a convenient, easy to use format. Measurements are displayed on a large 3 1/2 digit, 1/2 inch LED readout with automatic decimal placement, automatic polarity, overrange indication and overload protection up to 1250 volts on all ranges, making it virtually goof-proof! The DM-700 looks great, a handsome, jet black, rugged ABS case with convenient retractable tilt bail makes it an ideal addition to any shop.

**SPECIFICATIONS:**

DC/AC volts:	100uV to 1 KV, 5 ranges
DC/AC current:	0.1 uA to 2.0 Amps, 5 ranges
Resistance:	0.1 ohms to 20 Megohms, 6 ranges
Input impedance:	10 Megohms, DC/AC volts
Accuracy:	10.1% basic DC volts
Power:	4 °C cells



### AUDIO SCALER

For high resolution audio measurements, multiplies U<sub>in</sub> frequency.

- Great for PL tones
- Multiplies by 10 or 100
- 0.01 Hz resolution!

\$29.95 Kit \$39.95 Wired

### ACCESSORIES

Telescopic whip antenna - BNC plug	\$ 7.95
High impedance probe, light loading	15.95
Low pass probe, for audio measurements	15.95
Direct probe, general purpose usage	12.95
Tilt bail, for CT 70, 90, MINI-100	3.95
Color burst calibration unit, calibrates counter against color TV signal.	14.95

### COUNTER PREAMP

For measuring extremely weak signals from 10 to 1,000 MHz. Small size, powered by plug transformer-included.

- Flat 25 db gain
- BNC Connectors
- Great for sniffing RF with pick-up loop

\$34.95 Kit \$44.95 Wired

ramsey electronics, inc.

2575 BAIRD RD. • PENFIELD, NY 14526

PHONE ORDERS  
CALL 716-586-3950

**TERMS**

Satisfaction guaranteed - examine for 10 days if not pleased return in original form for refund. Add 5% for shipping insurance to a maximum of \$10. Overseas add 15%. COD, add \$2. Orders under \$10., add \$1.50. NY residents, add 7% tax.

## ILP AUDIO MODULES

A new concept in audio design

Compact high performance modules  
Ideal for \* Home music systems

- \* Subwoofers and bi-amplification
- \* Musical instrument amplification
- \* Professional sound reinforcement

## MODULAR SYSTEMS

**APPROACH ALLOWS YOU TO BUY ONLY WHAT YOU NEED!**

- \* Stereo or Mono, you decide wattage
- \* Basic power or with preamplification
- \* Start simple, expand when you need to \* Design your own custom cases

## FULL FIVE YEAR WARRANTY

### Power Amplifiers

- \* Built-in heatsinks
- \* Protected circuitry
- \* No external parts required
- \* 5 simple connections



**HY50 30 watts RMS \$28.95**

High performance amp with rugged aluminum heatsinks. Measure only 4" x 2" x 1" thick! Mounts with 2 screws. Gives 30 watts RMS at 0.02% distortion. Response 10 — 45 KHz. 4 to 16 ohms. ±25 V/2A. HY30. 15 watts RMS. Size/specs as HY50. 20 V/2A. 25.95

**HY200 120 watts RMS \$79.95**

High performance amplifier with large heatsink area for cool operation. Fully protected circuitry. Distortion only 0.01% at 120 watts RMS (1 KHz). Response 10 Hz — 45 KHz. S/N ratio 100 db. Only five connections. Amazingly compact — only 4 1/2" x 4" x 2" D. Mounts with 2 screws. Requires ±45 V/3A.

HY120. 60 W RMS. Specs/size as HY200. 35 V/2A. 59.95

**HY400 240 Watts (4 ohm). Double the power, double heatsink area! Same specs as HY120/200. May be used into 8 ohms at reduced output. \$99.95**  
4" x 4 1/2" x 4". ±45 V/4A

HY400 bridging circuit for 480 watts available 1981.

### PreAmplifiers

**HY66 Stereo \$48.95**  
**HY6 Mono \$25.95**

Inputs for RIAA phono, tape with monitor, tuner, auxiliary and microphone; full tone control circuitry. Incredible performance: Response DC to 100 KHz, distortion 0.05%, S/N 90 db. Output to 4.5 V RMS. Supplied with edge connectors. Compact. Reliable. Internal voltage regulation — use from 15 to 50 V safely! May be used in multiples for PA, instrument mixers etc. Order optional pcb's to extend edge connectors: B6 (for HY6) \$3.75 and B66 (for HY66) \$4.75

### Power Supplies

Circuit boards with all components plus TOROIDAL transformers (except PSU30 and 36). Toroidals are half the size and weight of conventional transformers; and are quieter and more efficient. Note: HY6 and HY66 can also be powered from any supply.

PSU50 for 1 or 2 HY50	\$33.80
PSU60 for 1 HY120	\$51.00
PSU70 for 1 or 2 HY120	\$64.00
PSU90 for 1 HY200	\$85.50
PSU180 for 1 HY400 or 2 HY200	\$89.50
PSU36 for 1 or 2 HY30	\$33.80
PSU30 for 12 HY6 or 6 HY66	\$22.95

Telephone Order (716) 849-0735

DEALER AND OEM ENQUIRIES INVITED

**Gladstone Electronics**

901 Fuhrmann Blvd., Buffalo N.Y. 14203

Name \_\_\_\_\_  
Address \_\_\_\_\_  
City \_\_\_\_\_ Zip \_\_\_\_\_  
Please send \_\_\_\_\_  
Amt. enclosed \_\_\_\_\_  
Check ( ) M/O ( ) Visa ( ) M/C ( )  
Number \_\_\_\_\_ Exp. \_\_\_\_\_  
In Canada: Gladstone Electronics, 1736 Avenue Rd., Toronto (416) 787-1448

CIRCLE 12 ON FREE INFORMATION CARD

**TELEPHONE** on/off button—press to turn off bell—caller hears ring, you hear silence. Intimate moments, naps etc. Shuts off one phone. All normal phones. Instructions. Satisfaction or money back. Send \$5.95. **THE ARMCHAIR EMPORIUM Ltd.** 825 Surrey Ln. Dept RE4, Algonquin, IL 60102

**SAVE up to 50% on name brand test equipment.** Free catalog and price list. **SALEN ELECTRONICS**, Box 82-F, Skokie, IL 60077

**MICROWAVE** yagi antenna for MDS complete with hardware, type N connector \$49.95. **SIGNAL ELECTRONICS**, 4027 18th Avenue, Brooklyn, NY 11218

**NOSTALGIA** crystal radio. Expertly handcrafted. Traditional style. Assembled and tested. \$30.00 postpaid. USA only. Free information. **BOB RYAN**, P.O. Box 3039 Dept. R, Anaheim, CA 92803

**HARD to find semiconductors.** For prices send list of part numbers to P.O. BOX 13451, Kansas City, MO 64199

**MICROWAVE TV** antenna. MDS designed yagi. 18 dB gain \$39.95. Details, plans and tech. data for same \$3.00. **BETA DESIGN GROUP**, POB 164, Airway Heights, WA 99001

**HEATHKIT IO-4510** 15MHz dual trace oscilloscope. \$7.00. **J.A. MURPHY**, 937 S. Phillippi, Boise, ID 83705

**CABLE TV** converters \$39.95. Incredible 96 page catalog free. **ETCO**, Box 762, Plattsburgh, NY 12901

Red Cross: Ready for a new century.



A Public Service of This Magazine & The Advertising Council Ad Council

**EIGHT 16K DYNAMIC RAMS FOR \$24.50**

Fast/low power RAMs expand memory in TRS-80\*, III/III and Color Computers, Heath H89, Apple, newer PETs, etc. 1 year limited warranty. Add \$3 for two dip shunts & conversion instructions for TRS-80\* I.

\*TRS-80 is a trademark of the Tandy Corporation

## POWER SUPPLIES

**12 VOLT 8 AMP: \$44.50.** With crowbar overvoltage protection, current limiting, adjustable output 11-14V, RF suppression, easy assembly. Does not include enclosure and line cord. Allow \$10 for shipping; excess refunded.

**1/2 AMP POWER SUPPLY: \$8.00** (specify 5, 6, 8, or 12 Volt operation). Regulated, short-proof, thermally limited, 1 A intermittent operation. Less case and hardware.

**BIPOLAR SUPPLY #13-XX: \$15.00** (specify ±5V, ±6V, ±8V, ±9V, ±12V, dr ±15V operation). Regulated, very simple assembly, virtually blow-out proof, delivers +250 mA minimum per side.

8 pin 100/\$4.95  
14, 16 & 18 pin 50/\$4.95  
20 pin 40/\$4.95  
24, 28 pin 30/\$4.95  
40 pin 20/\$4.95

## SOLDERTAIL SOCKETS

**SALE PRICE!** AP Products solderless breadboard kit. With 1,032 solderless plug-in tie point capacity. Was \$24.95, now \$19.95

**SALE!! MA1003 12V Clock Module \$10.95.** Module plus Case \$14.80.

TERMS: Cal res add tax. Allow 5% shipping; excess refunded. Orders under \$15 add \$2 handling. VISA, MC and Mastercard - orders \$25 mini call (415) 542-0836, 24 hrs. Include street address for UPS. Prices subject to change without notice; limited quantity on most items.

**GODBOUNT ELECTRONICS**  
BOX 2355, OAKLAND AIRPORT, CA 94614

CIRCLE 38 ON FREE INFORMATION CARD

## LOW COST PARTS

**4PDT RELAY POTTER BRUMFIELD**  
• 14 pin style  
• 3 amp contacts  
• 24 volt d.c. or 120 volt a.c. coil  
• Used but fully tested  
\$1.50 each  
specify coil voltage  
**LARGE QUANTITIES AVAILABLE**  
SOCKETS FOR RELAY 50¢ each



**FLASHER L E D**  
Litronix FRL-4403  
diffused red led with built in flashing unit T1 package pulse rate 3hz by 20 ma.  
2 for \$1.70

**12 VOLT D.C. ALARM BELL**  
bright red color  
ideal for alarms  
6 in. dia. bell  
loud ring  
\$15.00 ea.



**COMPUTER GRADE CAPACITORS**  
NEW  
1,700mfd 150 VDC \$2.00  
2 1/2" dia X 4 3/4"  
6,400mfd 60 VDC \$2.50  
1 3/8" dia X 4 1/4"  
11,500mfd 18 VDC \$1.50  
1 3/8" dia X 3 1/4" HIGH  
22,000mfd 15 VDC \$2.50  
2" dia X 2 1/2" HIGH  
52,000mfd 15 VDC \$3.00  
2" dia X 4 1/2" HIGH  
CLAMPS TO FIT CAPACITORS 50¢ ea.



**TRANSFORMERS**  
120 volt primaries



6 VOLTS at 150 mA \$1.25  
12 V.C.T. at 500 mA \$2.50  
16.5 V. at 3 AMPS \$6.50  
30 V.C.T. at 3 AMPS \$5.50

**7-17vdc S.S. BUZZER**  
STAR ACMB-12



• Fits dip socket  
• CMOS compatible  
• Max current 14mA  
• Sound output 700B @ 20 cm  
\$1.25 each

**1N5762 DIAC**  
SWITCH VOLT. 36V  
min 34 V  
max 38 V  
4 for \$1.00



**SUPER SMALL PHOTO-FLASH**  
170 MFD 330 VOLT  
114 x 7/8"  
2 for \$1.50  
10 for \$14.00

**22/44 EDGE CONNECTOR**  
TIN SOLDERTAIL 156"x 200"  
LARGE QUANTITIES AVAILABLE  
\$1.35 each 10 for \$12.50

**dual gate N-FET 3SK45**  
VHF, RF, AMP, MIX  
CMOS N-CHANNEL  
2 for \$1.50



SEND FOR FREE CATALOG!

**LM 1889**  
TV. VIDEO MODULATOR  
\$2.50

**40 MFD 350 VOLTS**  
2 1/8 INCH x 3/4 INCH  
2 for \$1.50

**LINE CORDS**  
TWO WIRE 6 ft. 18/2  
3 for \$1.00

THREE WIRE 6 ft. 18/3  
\$1.50 ea.  
THREE WIRE 18 in. 18/3  
2 for \$1.00 10 for \$9.00

**ELECTROLYCS AXIAL CAPACITORS**  
600 MFD. 100 VDC \$1.00 ea.  
2-1/16" long x 1" diameter  
**SALE PRICED**  
8,000 MFD 15VDC  
3-7/8" long x 1-1/8" diameter  
\$1.00 ea 10/\$9.00

**SPRING LOADED TERM.**  
ONE RED ONE BLACK QUICK CONNECT TERM.  
IDEAL FOR SPEAKER SYSTEMS. BLACK PHENOLIC BASE  
2 for \$1.00 10 for \$4.00

**S.P.D.T. CENTER OFF MINI TOGGLE**  
STANDARD MINI TOGGLE WITH SOLDER TERMINAL RATED  
5 AMP 115VAC  
\$1.15 EACH  
10 FOR \$10.00

**50K SLIDE POT**  
75¢ each  
audio taper  
3 1/2 inch long - 2 3/4 inch slide

**SUB MINI L.E.D.**  
.079" X .098"  
20mA at 1.75v  
10 for \$1.00  
200 for \$18.00  
400 for \$32.00  
1000 for \$70.00

**BI-POLAR L.E.D.**  
THREE COLOR IN ONE LED. RED ON DC, GREEN ON REVERSE DC, YELLOW ON AC. 2 FOR \$1.70

**L.E.D.'s**  
RED JUMBO DIFFUSED 10 for \$1.50  
GREEN JUMBO DIFFUSED 10 for \$2.00  
YELLOW JUMBO DIFFUSED 10 for \$2.00

**2 TERM. L-PAD**  
USED ON 100 WATT SPEAKER SYSTEMS AS A TWEETER FADER CONTROL  
5 OHM W.W.  
2 for \$1.50 10 for \$6.00

**DPDT 12VDC ENCLOSED RELAY**  
10 AMP KUM SERIES CONTACTS available with no flange. can be socketed.  
\$3.00 EACH  
10 for \$27.50  
SOCKETS \$1.00

**50K SLIDE POT**  
75¢ each  
audio taper  
3 1/2 inch long - 2 3/4 inch slide

**50K SLIDE POT**  
75¢ each  
audio taper  
3 1/2 inch long - 2 3/4 inch slide

## ALL ELECTRONICS CORP.

905 S. Vermont Ave. SEND FOR OUR FREE CATALOG  
Los Angeles, CA 90006

(213) 380-8000  
TERMS  
• Quantities Limited  
• Min. Order \$10.00  
• Add \$2.00 Shipping USA  
• Calif. Res. Add 6%  
• Prompt Shipping

CIRCLE 19 ON FREE INFORMATION CARD

# New Commodore VIC 20 Computer

## Now Available

**Introducing the first full-featured, expandable color computer priced under \$300!**

Now, a new computer — the VIC 20 — offers a full range of special features and expansion capabilities which rival the features of existing microcomputers selling for 4 or 5 times as much!

The new VIC (Video Interface Computer) connects to any television set or monitor and provides 5K bytes of memory.

**Check these outstanding features:**

- **Color:** 8 character colors, 8 border colors, 16 screen colors
- **Sound:** 4 internal amplifiers including 3 tone (music) generators and 1 sound (noise & sound effects) generator. Each amplifier has 3 octaves. Sound uses a television or monitor speaker.
- **Memory:** 5K RAM (Random Access Memory) expandable externally to 32K RAM
- **Keyboard:** Full typewriter keyboard with special screen editing keys & PET graphics
- **Graphics:** Full PET keystroke graphics
- **Language:** PETBASIC
- **Programmable Function Keys:** 4 programmable function keys (8 separate functions)



- **Plug-In Program & Memory Expansion Cartridges:** (programs plug directly into the back of the computer...each program can be up to 27K)
- **Full Computer Accessories:** disk drive, printer, tape cassette, game controls & more
- **Connects to any TV set/monitor:** (Built-in RF Modulator)

### A "User Friendly" Computer

The new VIC computer is designed to be the most *user friendly* computer on the market...friendly in price, friendly in size, friendly to use and expand.

With the VIC, Commodore is providing a computer system which helps almost anyone get involved in computing quickly and easily...with enough built-in expansion features to let the system "grow" with the user as his knowledge and requirements become more sophisticated.

### Expansion Features & Peripherals

The VIC 20 is designed so a first time user can begin using it immediately with plug-in program cartridges, and build his system gradually as his needs (or budget) allow.

VIC system peripherals will include a tape cassette unit, single floppy disk drive, printer — and a broad range of add-on accessories which tailor the system to a variety of applications.

**FREE** with purchase the VIC 20 Personal Computer Manual. This User Manual is very unique as it is the most comprehensive manual ever written for a personal computer. The key ingredient is that no previous knowledge of programming or even typewriting is required. The manual is designed for the first-time owner along with extensive appendices for both the more experienced computerists and the beginners.



**ANCRONA**

STORES DO NOT ACCEPT MAIL ORDERS

**MAIL ORDER**

P.O. BOX 2208R • CULVER CITY, CA 90230

PHONE ORDERS (213) 641-4064

VISIT A STORE  
NEAR YOU  
TODAY...

#### CULVER CITY

11080 Jefferson Blvd.  
Culver City, CA 90230  
(213) 390-3595

#### PORTLAND

1125 N.E. 82nd Ave.  
Portland, OR 97220  
(503) 254-5541

#### SUNNYVALE

1054 E. El Camino Real  
Sunnyvale, CA 94087  
(408) 243-4121

#### ATLANTA

3330 Piedmont Rd. N.E.  
Atlanta, GA 30305  
(404) 261-7100

#### HOUSTON

2649 Richmond  
Houston, TX 77098  
(714) 529-3489

#### SANTA ANA

1300 E. Edinger Ave.  
Santa Ana, CA 92705  
(714) 547-8424

#### TUCSON

4518 E. Broadway  
Tucson, AZ 85711  
(602) 881-2348

**Clip out this Order Blank and Send For Your Computer Today!**

QTY	DESCRIPTION	PRICE	EXTENSION
	VIC-20 Personal Computer	\$299.95	
	Tape Cassette/Recorder	74.95	
	Software Cassettes — 6-Pak	59.70	
	VIC Programming Reference Guide	15.00	
		<b>Sub Total</b>	
		<b>Tax (6% Calif)</b>	
		<b>Shipping &amp; Handling</b>	5.00
		<b>TOTAL</b>	



**ANCRONA**

P.O. BOX 2208Y  
CULVER CITY, CA 90230

Name \_\_\_\_\_  
Address \_\_\_\_\_  
City \_\_\_\_\_ State \_\_\_\_\_ Zip \_\_\_\_\_

CIRCLE 35 ON FREE INFORMATION CARD

4Kx16 MEMORY BOARD with 64 IC chips (2102) in sockets. Super deal at \$50 the complete board.

**\$29 AUTO SECURITY SYSTEM** alarm system \$7.00

- SANYO UHF VARACTOR TUNER 25.00
- SOUND GENERATOR IC \$1.00 ea 6/5.00
- SHUGART FLEX DISC DRIVE 5 1/4 inch 150.00
- SHUGART FLEX DISC DRIVE 8 inch 200.00
- PORTABLE ULTRASONIC ALARM 15.00
- MOTOROLA VIDEO MONITOR 12 inch 85.00
- MOTOROLA VIDEO MONITOR 9 inch 40.00

The above two monitors accept composite video signal  
**BALL VIDEO MONITOR 12 inch w/power supply** 50.00  
 The above monitor requires comp video circuitry

**DATA STATION CONSOLE** w/keyboard 9 inch monitor, power supply. Logic boards broken. \$80  
 Send for details on this one.

- TOUCH PAD solid state w/LSI chip. Bell system compatible. For computers & phones \$24.00
- 12 VOLT GEL-CELLS 2.5 AH \$14.00 5 AH \$17.00
- 12 INCH CRT bonded face plate. New with specs. Made for computers. \$35.00

**WALKY TALKIES** Govt surplus used condition. 47-55.4 mc range. With schematics. Govt AN/PRC-6 \$25 each 2 for \$45. Ant. \$5 each  
**ASCII KEYBOARD** parallel \$50  
**RED LED's** ..... 10 for \$1.00



MIN ORDER \$10.00


Shipping extra on all merchandise

Meshna Inc., PO Box 62, E. Lynn, Mass. 01904

CIRCLE 15 ON FREE INFORMATION CARD

# COMPUTER HOBBYIST SPECIALS!

WHILE THEY LAST!!!!  
 SAVE!!



## Daisy Wheel Terminals

RS-232, used, off-lease. Features Diablo Hytype 1 printer, up to 30 CPS, plot & text modes, dual pitch and much, much more. Includes data, operation manual, schematics. "As-is" machines may need some service.

TESTED & FUNCTIONAL "AS-IS" ONLY  
 Add \$40 for Hdlg. and Pkg. NOW ONLY **\$1299.00** ea  
 Pay Shipping When Delivered. ONLY **\$899.00** ea.

SURPLUS

### "SELECTRIC" TYPEWRITER TERMINALS

15 "Selectric" typewriter terminals are complete with solenoid drivers and RS-232 Serial I/O circuitry. BCD or correspondence code. Each unit includes operational printer, power supply, and untested RS-232 I/O board. Features:

- Full KSR Capability
- 88 Character Set
- 134.5 Baud I/O
- 132 Cal.
- 14 CPS Rate
- Standard Typewriter K80
- 117 VAC, 60 Hz Operation



80C Code Terminal ..... **\$489.00**  
 Correspondence Code Terminal **EACH**  
 ..... **\$569.00**  
 Printer Maintenance Manual **EACH**  
 ..... **\$20.00**  
 ..... **EACH**

No type element included. Line cord and some data included.

\* Reg. Trademark of IBM Corp.

Add \$20 For Hdlg. & Pkg. - Pay Shipping When Del.



Write or Call for our Bargain-Packed PERIPHERAL FLYER!!  
 Prices are Subject to Change on All Items



## CFR Associates, Inc.

PHONE ORDERS: 617/372-8536  
 MAIL ORDERS: Box 144, Newton, N.H. 03458  
 (Sorry, No Collect Calls)  
 MasterCharge & VISA Welcome  
 WAREHOUSE: 18 Granite Street, Haverhill, Mass. 01830

CIRCLE 43 ON FREE INFORMATION CARD

**EPSON HI SPEED PRINTER**  
 BRAND NEW! LOW COST DOT MATRIX PRINTER WITH 40, 66, 80, OR 132 COLUMNS, UPPER & LOWER CASE, W/DESCENDERS, BI-DIRECTIONAL PRINTING W/LOGIC SEEKING, AUTO LINE FEED, VERTICAL AUTO LINE FEED, VERTICAL 8 HORIZ TAB, FORM FEED, ELECTRONICS PARALLEL INTERFACE

**\$499.00**

5-1/4" LONG  
 3-1/8" WIDE

GREAT FOR FREQUENCY COUNTERS, DVM'S, ETC.

MATCHING DISPLAY NOW AVAILABLE (SEE Q-2266)

PORTABLE INSTRUMENT CASES \$1.50  
 10 PG RANGE FREQ COUNTER 5-6V

WE SELL LARGER CASES 10"x7" AT \$2 EACH  
 LG CASE C-2030 (1 LB)

**\$1.50**

**FREQUENCY COUNTER CHIP SET**  
 JUST ADD 8 R'S & C'S, A DISPLAY AND A CRYSTAL TO BUILD A 2 RANGE FREQ COUNTER 5-6V

**\$21.50**

**NE 516 A HI-GAIN OP-AMP**  
 DIFFERENTIAL INPUT AND OUTPUT, VOLTAGE GAIN OF 15,000, 14 PIN DIP

**4/\$1**

**JUMBO LEDS**  
 yellow  
 red green  
 YOUR CHOICE **6/\$1.**

**Etchant Ammonium Persulfate**  
 FAST & EASY TO USE JUST ADD WATER (makes 2 gal)

**\$1.95**

ARTWORK BY GRACIE MAY

**5V POWER SUPPLY**  
 ASSEMBLY WITH A SIGNAL ST-3-12 X-FORMER, BRIDGE, FILTER, 78L05 REGULATOR, R'S & C'S ETC

**\$3**

32K x 9  
**\$49.00**

ACCESS TIME: 250 NS  
 READ WRITE: 420 NS  
 R-W: 550 NS

NEW SUPPLIES FROM LEADING COMPUTER MANUFACTURER TESTED & GUARANTEED!

- 100 PIN 18SS
- SERIAL-180 71070 GA 11 08MS
- SELECTABLE 32K X 9 OR 16K X 18
- SIZE: 1 1/2" X 1 1/2"
- LOWEST PRICE ANYWHERE!

**Air Variable**  
 DUAL SECTION WITH TRIMMERS SECTION 1 10-150 PF, 2.5-100PF OR PARALLEL 15-250 PF

**\$2**

**LEX-11 MODEM**  
 300 BAUD ANSWER/ORIGINAL FULL/HALF DUPLEXERS 232 SELF TEST-BELL 103A COMPATIBLE

**\$175.**

**SLIDE SWITCH**  
 TOP QUALITY UL LISTED

STOCK NO	CONTACT	PRICE
B-3020	SPST MOMENTARY	12/\$1
B-3030	SPST	10/\$1
B-3040	DP3T	5/\$1
B-3150	DPDT	6/\$1

ALL SWITCHES HAVE 1-1/8" BETWEEN MTG CENTERS AND ARE 4.4/125VAC EXCEPT B-3040 WITH 1" AT 0.5A/125VAC & DC. ALL ARE MANUFACTURED BY UID

**ROCKER SWITCH**

STOCK NO	CONTACT	ROCKER	PRICE
B-2410	DPDT	BLACK	6/\$1
B-2420	DPDT	RED LIGHTED	4/\$1
B-2430	3PDT	BLUE	5/\$1
B-2440	3PDT	CHROME	4/\$1

ALL SWITCHES HAVE 1-3/8" BETWEEN MTG CENTERS AND ARE 4.4/125VAC EXCEPT B-2410 WITH 1-5/16"; ALL UL LISTED. ALL 4 AMP 125VAC EXCEPT B-2420 IS 3A/125V WITH A NE-2 BULB.

**ROCKER SWITCH**

**6/\$1**

**4/\$1**

**5/\$1**

**4/\$1**

**ROCKER SWITCH**

**6/\$1**

**4/\$1**

**5/\$1**

**4/\$1**

**5 CONDUCTOR COIL CORD**  
 BRAND NEW PHONE COMPANY SURPLUS COILED LENGTH IS 1 FT EXTENDS TO 6 FT. USE FOR TEST EQUIP LO-2 WIKES. EVEN TELEPHONES!

**99c**

C-2050 13 02

**Digital Panel Meter**  
 on-a-chip  
 7107 led or 7106 led  
 -YOUR CHOICE-

**\$11.95 EACH**

**6A 200V Bridge Rectifiers**

**99c**

**Ceramic Trimmer**  
 0.3" DIA  
 10/4.50  
 49c ea.  
 100/40.

**ADAPTERS**  
 T-0113 6VDC/150MA \$1.98  
 T-1040 7.5VDC/300MA \$2.25

**TRANSFORMERS**  
 T-0517-2 SECONDARIES: 24VCT/180V GAS DISPLAY \$2.50  
 T-2390 18V, 500MA 1.95  
 T-3001 12V, 1/2A 1.95  
 T-6153 6.3V, 1/2A 1.95 EA.

**ADAPTERS**  
 T-0113 6VDC/150MA \$1.98  
 T-1040 7.5VDC/300MA \$2.25

**TRANSFORMERS**  
 T-0517-2 SECONDARIES: 24VCT/180V GAS DISPLAY \$2.50  
 T-2390 18V, 500MA 1.95  
 T-3001 12V, 1/2A 1.95  
 T-6153 6.3V, 1/2A 1.95 EA.

**ADAPTERS**  
 T-0113 6VDC/150MA \$1.98  
 T-1040 7.5VDC/300MA \$2.25

**TRANSFORMERS**  
 T-0517-2 SECONDARIES: 24VCT/180V GAS DISPLAY \$2.50  
 T-2390 18V, 500MA 1.95  
 T-3001 12V, 1/2A 1.95  
 T-6153 6.3V, 1/2A 1.95 EA.

**ADAPTERS**  
 T-0113 6VDC/150MA \$1.98  
 T-1040 7.5VDC/300MA \$2.25

**TRANSFORMERS**  
 T-0517-2 SECONDARIES: 24VCT/180V GAS DISPLAY \$2.50  
 T-2390 18V, 500MA 1.95  
 T-3001 12V, 1/2A 1.95  
 T-6153 6.3V, 1/2A 1.95 EA.

**super sale on MEMORY**

STOCK NO	CONTACT	PRICE
4116	300 NS	8/29
2716	5V 350 NS	10/95
2114L	300T NS	3/95
1103	1K XL	99c

**PC MOUNT TTL SV COIL RELAY**  
 MINIATURE, DPDT, SV, 50MA, COIL CONTACTS  
**\$175**

**CLOCK module**  
 LED DISPLAYS TIME/DATE OR TIME/CB CHANNEL 7-10 V READY-TO-RUN  
**\$450**

**MORE GOODIES FROM DIAMONDBACK ELECTRONICS COMPANY**  
 PO BOX 12095 SARASOTA, FL 33578  
 PHONE ORDERS 813-953-2829  
 PLEASE INCLUDE SUFFICIENT POSTAGE FLORIDA RESIDENTS ADD 4% SALES TAX  
 minimum order \$5.  
 COD, VISA & MASTERCARD WELCOME  
**FREE CATALOG**

### ELECTRONIC KITS FROM HAL-TRONIX

2304 MHZ DOWN CONVERTERS. TUNES IN ON CHANNELS 2 TO 7 ON YOUR OWN HOME T.V. HAS FREQUENCY RANGE FROM 2000 MHZ TO 2500 MHZ. EASY TO CONSTRUCT AND COMES COMPLETE WITH ALL PARTS INCLUDING A DIE-CAST ALUM CASE AND COAX FITTINGS, REQUIRE A VARIABLE POWER SUPPLY AND ANTENNA (Antenna can be a dish type or coffee can type depending on the signal strength in your area.)

- 2304 MOD 2 (Basic / Pre-amp) \$79.95
- 2304 MOD 3 (Hi-Gain Pre-amp) \$89.95

POWER SUPPLY FOR EITHER MODEL ABOVE IS AVAILABLE COMES COMPLETE WITH ALL PARTS, CASE, TRANSFORMER, ANTENNA SWITCH AND CONNECTORS ..... \$29.95

#### PREAMPLIFIERS

HAL PA-19—1.5 mhz to 150 mhz. 19db gain operates on 8 to 18 volts at 10ma. Complete unit \$8.95.

HAL PA-14—3 mhz to 1.4 ghz. 10 to 12 db gain operates on 8 to 18 volts at 10ma. Complete unit \$12.95.

(The above units are ideal for receivers, counters, etc.)

- 16 LINE TOUCH TONE DECODER KIT WITH P.C. BOARD AND PARTS ..... \$69.95
- 12 LINE TOUCH TONE DECODER KIT WITH P.C. BOARD AND PARTS ..... \$39.95
- 16 LINE ENCODER KIT, COMPLETE WITH CASE, PAD AND COMPONENTS .... \$39.95
- 12 LINE ENCODER KIT, COMPLETE WITH CASE, PAD AND COMPONENTS .... \$29.95

MANY, MANY OTHER KITS AVAILABLE

Send 15¢ stamp or S.A.S.E. for information and flyer on other HAL-TRONIX products. To order by phone: 1-313-283-1762.

**HAL-TRONIX**  
 P.O. Box 1101  
 Southgate, MI 48195

SHIPPING INFORMATION: ORDERS OVER \$20.00 WILL BE SHIPPED POSTPAID EXCEPT ON ITEMS WHERE ADDITIONAL CHARGES ARE REQUIRED. ON ORDERS LESS THAN \$20.00 PLEASE INCLUDE ADDITIONAL \$1.50 FOR HANDLING AND MAILING CHARGES.

CIRCLE 62 ON FREE INFORMATION CARD

CIRCLE 13 ON FREE INFORMATION CARD



# ETCO

## CABLE TV CONVERTERS AND OTHER GOOD STUFF!

**SMASHING ALL SALES RECORDS - OUR NEW 30 CHANNEL CABLE TV CONVERTER!**

Converts mid & super band cable channels for viewing on your TV set!  
No. 489AED47. **39<sup>95</sup>** \$34.95 ea. / 5

**HOT NEW IMPORT! REMOTE CONTROL 30 CHANNEL CABLE TV CONVERTER!**

Includes remote TV on/off switch and fine tuning control!  
No. 489VZ75. **89<sup>95</sup>** \$79.95 ea. / 5  
\$74.95 ea. / 10

**ETCO MKII WIRELESS - THE ULTIMATE CABLE TV CONVERTER!**

Set TV to channel 3, and the hand held remote control does it all!  
No. 489ZA008. **189<sup>00</sup>**

**VIDCOR 2000 CONVERTER ELIMINATES PROBLEMS WHEN TAPING FROM CABLE TV**

Restores your VCR's capability for programming remote control channel control. Eliminates videotaping of cable program while watching another.  
No. 489VA900. **89<sup>95</sup>** \$79.95 ea. / 5

**UNUSUAL FACTORY SURPLUS MID-BAND - SUPER-BAND CABLE TV TUNER**

Converts cable channels to a common IF frequency. Experimenters - built cable converters, decoders, etc. With schematic. No. 489VA342. **19<sup>95</sup>** \$17.50 ea. / 10

**FACTORY SURPLUS UHF TUNERS**

Brand new production surplus. All solid state. Ideal for experimental work building cable TV converters, etc. No. 489SU099. **4<sup>95</sup>** \$3.95 ea. / 10

**MINIATURE FM WIRELESS MICROPHONE**

Hides in the palm of your hand. Reception on any standard FM radio or receiver.  
No. 489VA82. **29<sup>95</sup>** \$27.50 ea. / 5  
\$24.95 ea. / 10

**QUARTER MILE WIRELESS MICROPHONE & RECEIVER SYSTEM**

FCC approved crystal controlled wireless mike & receiver. All battery operated. Electric wide range response. VU meter.  
No. 489VA93. **69<sup>95</sup>** \$49.95 ea. / 5

**ETCO GENERAL PURPOSE TUBE TESTER**

IN KIT FORM. Checks for tube leakage, shorts, emission, 7, 9 pin, octal, octal, compactrons, nuvotrons. In portable case.  
No. 489KT148. **49<sup>95</sup>** \$24.95 ea. / 5

**DUMPING! NORECO ENDLESS LOOP CASSETTES!**

Impossible to find at any price!  
3 minute - No. 489VA905  
9 minute - No. 489VA906. **4<sup>95</sup>** \$4.49 ea. / 10

**IN STOCK - THE MURA CORDLESS TELEPHONE SYSTEM!**

Answer & originate calls with this new portable phone. 400 ft. range! (Chargeless!) Last number call! (Pushing Receiver) Use wire handsets. No. 489VA724. **144<sup>88</sup>** \$129.95 ea. / 5

**SALE OF QUARTZ BATTERY OPERATED CLOCK MOVEMENTS!**

Accuracy of 1 min. / year, up to 4 years operation on 1 alk. line "C" cell. Imported from West Germany. No. 489VA851. **9<sup>95</sup>** \$8.95 ea. / 5

**20 AMP REGULATED 12VDC POWER SUPPLY!**

13.8 vdc no load, 12.6 vdc full load. Easily handles ham station, marine radio, SSB linear up to 400w P.E.P. Brand new factory sealed cartons. No. 489VA396. **59<sup>88</sup>** \$48.95 ea. / 5

**FREE** OUR LATEST 98 PAGE FASCINATING CATALOG - jam packed with unique items, electronic bargains and unusual offers. Write or order the information card number below.

RUSH YOUR ORDER TODAY TO: **ETCO ELECTRONICS NORTH COUNTRY SHOPPING CENTER PLATTSBURGH, N.Y. 12901**

Check with order, please. Visa & Mastercard OK. (Sorry, no C.O.D.'s). Add 16% for UPS & Handling (Excludes retail). N.Y. State residents add 7% sales tax. Dealer & Export inquiries invited. Our telephone order desk never closes. Call 1-813-561-8700.

### CPU's & SUPPORT CHIPS

2114L-3	-3.95
4116-3	-4.75
4116-2	-4.75
2110J-3	-99
7102-4	-90
8080A	-5.95
8085A	-12.95
AMD 2901	-13.95
8206	-3.95
8212	-2.50
8214	-3.60
8216	-2.90
8226	-2.75
8228	-4.50
8251	-6.95
8259	-6.95
8257 (AM9517)	-8.95
Z80A S10	-17.95
8275	-16.95
FD1791	-34.95

### RAM's

2114L-3	-3.95
4116-3	-4.75
4116-2	-4.75
2110J-3	-99
7102-4	-90
8080A	-5.95
8085A	-12.95
AMD 2901	-13.95
8206	-3.95
8212	-2.50
8214	-3.60
8216	-2.90
8226	-2.75
8228	-4.50
8251	-6.95
8259	-6.95
8257 (AM9517)	-8.95
Z80A S10	-17.95
8275	-16.95
FD1791	-34.95

### C/MOS

4001	-25	4027	-45	4081	-25	74C74	-50
4002	-25	4028	-60	4082	-25	74C76	-70
4004	-25	4029	-65	4083	-25	74C83	-130
4007	-27	4030	-35	4089	-175	74C85	-140
4008	-60	4034	-225	4501	-95	74C86	-90
4009	-45	4035	-97	4510	-75	74C90	-90
4010	-45	4040	-90	4511	-75	74C93	-95
4011	-25	4042	-65	4514	-185	74C151	-175
4012	-25	4043	-100	4515	-195	74C157	-175
4013	-80	4044	-75	4516	-105	74C160	-120
4014	-70	4046	-90	4518	-120	74C181	-115
4015	-65	4047	-150	4520	-70	74C183	-115
4016	-60	4048	-125	4521	-75	74C186	-120
4017	-70	4050	-45	74C00	-27	74C173	-130
4018	-60	4051	-80	74C02	-27	74C174	-130
4019	-45	4052	-110	74C04	-40	74C175	-130
4020	-30	4053	-110	74C08	-30	74C193	-130
4021	-30	4054	-110	74C10	-27	74C194	-130
4022	-100	4068	-25	74C14	-120	74C92B	-6.95
4023	-25	4071	-35	74C20	-27		
4024	-56	4072	-25	74C32	-45		
4025	-25	4077	-35	74C73	-75		

### ROM's

2708	-5.95
2716	-7.95
2518	-8.50
2532	-22.00
82S23	-2.95
82S112	-7.95
82S115	-6.95
82S123	-4.95
82S126	-2.95
82S129	-3.25
82S130	-3.45
82S131	-3.95
AMS278C	-6.95

### UART's

AVS-1013	-3.75
TR11602B	-3.95
AV3-8041	-1.95
PT1482B	-2.25

### INTERFACE & DRIVERS

1488	-90
1489	-110
8130	-2.50
8131	-2.50
8830	-2.50
8833	-2.50
8834	-2.00
8837	-2.00
8838	-2.00
8838	-2.00
87380	-2.00

### SHIFT REGISTERS

MM1402	-1.75
MM1403	-1.75
MM1404	-1.75
MM5013	-1.50
MM5016	-2.50
MM5056	-2.50
MM5066	-2.50
MM5068	-2.50
MM5069	-2.50

### PRINTED CIRCUIT BOARD

4" x 6" DOUBLE SIDED EPOXY BOARD 1/16" thick  
\$60. ea. 542.50

## SPECIALS

14 PIN HEADERS	3/\$1.00
16 PIN HEADERS	.45
24 PIN HEADERS	.75
40 PIN HEADERS	1.10
50 PIN EDGEBOARD CONN.	3.95
26 PIN EDGEBOARD CONN.	2.50
50 PIN RIGHT ANGLE CONN.	3.95
20 PIN RIGHT ANGLE CONN.	2.25
4-2516 ROM'S	28.00
8-1163 3-RAMS	23.50
MC68000L	125.00

20% Discount all 74LS series  
20% Discount 340T and 320T regulators

### SPECIALS GOOD THRU JUNE 1981

### TRANSISTOR SPECIALS

2N1307 PNP GE TO-18	8.40
2N4004 PNP GE TO-18	3.00
HEP 6004 - PNP GE TO-3	11.95
TIP 121 - NPN SI SWITCHING	8.95
2N6233 NPN SWITCHING POWER	8.95
MPF 6004 a CBS TRANSISTOR PNP	8.95
2N2772 NPN SI TO-3	8.00
2N4900 PNP SI TO-3	8.00
2N5086 PNP SI TO-92	4.00
2N3139 NPN SI TO-18	4.00
2N3189 NPN SI TO-92	4.00
2N3190 NPN SI TO-92	4.00
2N1420 NPN SI TO-18	4.00
2N3767 NPN SI TO-92	4.00
2N2222 NPN SI TO-18	4.00
2N2907 NPN SI TO-18	4.00
2N3055 NPN SI TO-3	4.00
2N3638 NPN SI TO-3	4.00
2N3906 PNP SI TO-92	4.00
2N5296 NPN SI TO-220	4.00
2N6130 NPN SI TO-220	4.00
2N3308 NPN SI TO-3	4.00
TIP 318 NPN SI TO-220	4.00
TIP 323 PNP SI TO-220	4.00
TIP 34 PNP SI	4.00
TIP PNP SI U84	4.00

### TTLIC SERIES

7400	-17	7472	-35	74162	-1.20
7401	-17	7473	-35	74163	-95
7402	-17	7474	-42	74164	-85
7403	-17	7475	-42	74165	-85
7404	-24	7476	-45	74166	-1.05
7405	-24	7480	-45	74170	-1.60
7406	-30	7483	-60	74173	-1.30
7407	-35	7485	-75	74174	-85
7408	-27	7486	-42	74175	-85
7409	-24	7489	-1.60	74176	-75
7410	-17	7490	-50	74177	-75
7411	-22	7493	-55	74180	-75
7412	-22	7494	-50	74181	-75
7413	-42	7493	-50	74190	-1.20
7414	-30	7494	-50	74191	-1.20
7416	-33	7495	-50	74192	-79
7417	-37	7496	-60	74193	-79
7420	-17	74107	-35	74194	-85
7425	-35	74121	-35	74195	-85
7426	-33	74122	-39	74196	-85
7427	-35	74123	-42	74197	-85
7430	-17	74125	-45	74279	-95
7432	-27	74126	-45	74325	-2.25
7437	-27	74145	-75	74367	-80
7438	-27	74146	-80	74368	-80
7440	-17	74150	-1.10	74369	-80
7441	-85	74151	-65	74370	-1.50
7442	-50	74153	-65	74381	-1.05
7445	-70	74154	-1.10	74382	-1.05
7446	-75	74155	-75	74383	-1.05
7447	-75	74157	-65	74384	-1.10
7448	-75	74160	-85	9601	-75
7450	-17	74161	-80	9602	-75

### EPOXY GLASS VECTOR BOARD

1/16" thick with 1/10" spacing  
4 1/2" x 6 1/2" \$1.95

### DATTEL'S DAC-08EG

8 bit DAC - \$7.95

### INTERL 0518P ANALOG SWITCH

2 CHANNEL DRIVERS \$11.50

### INTERSLICL 7104-12 CPL 12 BIT A/D CONVERTER

\$26.50

### RED100W SAD 1024 ANALOG SWITCH

\$10.00

### CRYSTALS \$3.45 ea.

2.00 MHz	6.144 MHz
4.00 MHz	8.000 MHz
3.57 MHz	18.000 MHz
5.00 MHz	18.432 MHz
6.000 MHz	20.000 MHz

### RIBBON CABLE FLAT (COLOR CODED) #30 WIRE

20 cond. - .40/per foot  
50 cond. - .90/per foot

### MINIATURE MULTI-TURN TRIM POTTS

100, 5K, 10K, 20K, 250K, . . . \$75 each . . . 3/2.00

### NO. 30 WIRE WRAP WIRE SINGLE STRAND 100'

\$1.40

### ALCO MINIATURE TOGGLE SWITCHES

MTA 106 SPOT \$1.05  
MTA 206 P-DPDT CENTER OFF \$1.85  
MSD 208 P-DPDT CENTER OFF LEVER SWITCH \$1.85

### FULL WAVE BRIDGE

PRV	2VA	6A	12VA
100	1.00	1.40	2.00
200	1.00	1.65	2.30
400	1.00	1.90	2.60
600	1.30	1.90	4.40

### DIP SOCKETS

14 PIN	20 PIN	30 PIN
16 PIN	22 PIN	40 PIN
18 PIN	25 PIN	40 PIN
18 PIN	25 PIN	40 PIN

### 74LS SERIES

74LS00	-22	74LS96	-90	74LS193	-90
74LS01	-22	74LS97	-90	74LS194	-1.10
74LS02	-22	74LS98	-90	74LS195	-1.10
74LS03	-22	74LS99	-90	74LS196	-1.10
74LS04	-22	74LS100	-90	74LS197	-1.10
74LS05	-27	74LS101	-95	74LS200	-1.80
74LS06	-27	74LS102	-95	74LS201	-1.80
74LS07	-27	74LS103	-95	74LS202	-1.80
74LS08	-27	74LS104	-95	74LS203	-1.80
74LS09	-27	74LS105	-95	74LS204	-1.80
74LS10	-35	74LS106	-95	74LS205	-1.80
74LS11	-35	74LS107	-95	74LS206	-1.80
74LS12	-35	74LS108	-95	74LS207	-1.80
74LS13	-35	74LS109	-95	74LS208	-1.80
74LS14	-35	74LS110	-95	74LS209	-1.80
74LS15	-35	74LS111	-95	74LS210	-1.80
74LS16	-35	74LS112	-95	74LS211	-1.80
74LS17	-35	74LS113	-95	74LS212	-1.80
74LS18	-35	74LS114	-95	74LS213	-1.80
74LS19	-35	74LS115	-95	74LS214	-1.80
74LS20	-35	74LS116	-95	74LS215	-1.80
74LS21	-35	74LS117	-95	74LS216	-1.80
74LS22	-35	74LS118	-95	74LS217	-1.80
74LS23	-35	74LS119	-95	74LS218	-1.80
74LS24	-35	74LS120	-95	74LS219	-1.80
74LS25	-35	74LS121	-95	74LS220	-1.80
74LS26	-35	74LS122	-95	74LS221	-1.80
74LS27	-35	74LS123	-95	74LS222	-1.80
74LS28	-35	74LS124	-95	74LS223	-1.80
74LS29	-35	74LS125	-95	74LS224	-1.80
74LS30	-35	74LS126	-95	74LS225	-1.80
74LS31	-35	74LS127	-95	74LS226	-1.80
74LS32	-35	74LS128	-95	74LS227	-1.80
74LS33	-35	74LS129	-95	74LS228	-1.80
74LS34	-35	74LS130	-95	74LS229	-1.80
74LS35	-35	74LS131	-95	74LS230	-1.80
74LS36	-35	74LS132	-95	74LS231	-1.80
74LS37	-35	74LS133	-95	74LS232	-1.80
74LS38	-35	74LS134	-95	74LS233	-1.80
74LS39	-35	74LS135	-95	74LS234	-1.80
74LS40	-35	74LS136	-95	74LS235	-1.80
74LS41	-35	74LS137	-95	74LS236	-1.80
74LS42	-35	74LS138	-95	74LS237	-1.80
74LS43	-35	74LS139	-95	74LS238	-1.80
74LS44	-35	74LS140	-95	74LS239	-1.80
74LS45	-35	74LS141	-95	74LS240	-1.80

### 7 WATT LD 65 LASER DIODE IR \$8.95

25 watt Infra Red Puls (SG 2006 equiv.) Laser Diode (Spec sheet included) \$24.95

2N3820 P FET	\$.45
2N5457	

# 16K

# Memory

# 8/\$19.95

4116 200ns

NEC

Mostek

ALL MERCHANDISE 100% GUARANTEED!

CALL US FOR VOLUME QUOTES

## LS SERIES

74LS00	.32	74LS155	1.19
74LS01	.28	74LS156	.95
74LS02	.38	74LS157	.79
74LS03	.32	74LS158	.82
74LS04	.35	74LS160	.94
74LS05	.28	74LS161	.99
74LS08	.38	74LS162	.99
74LS09	.38	74LS163	.99
74LS10	.32	74LS164	.99
74LS11	.29	74LS165	.99
74LS12	.29	74LS166	2.40
74LS13	.38	74LS168	1.79
74LS14	.99	74LS169	1.79
74LS15	.35	74LS170	1.89
74LS20	.26	74LS173	.82
74LS21	.30	74LS174	1.19
74LS22	.34	74LS175	1.09
74LS26	.40	74LS181	2.19
74LS27	.35	74LS190	1.15
74LS28	.39	74LS191	1.31
74LS30	.35	74LS192	.88
74LS32	.39	74LS193	.98
74LS33	.54	74LS194	1.80
74LS37	.78	74LS195	1.39
74LS38	.39	74LS196	.82
74LS40	.25	74LS197	.82
74LS42	.79	74LS221	1.28
74LS47	.78	74LS240	1.89
74LS48	.78	74LS241	1.89
74LS51	.35	74LS242	1.89
74LS54	.35	74LS243	1.89
74LS55	.32	74LS244	1.79
74LS73	.44	74LS245	2.89
74LS74	.48	74LS251	1.32
74LS75	.58	74LS253	.89
74LS76	.50	74LS257	.89
74LS78	.59	74LS258	.89
74LS83	.90	74LS259	2.89
74LS85	1.23	74LS260	.68
74LS86	.45	74LS266	.68
74LS90	.70	74LS273	1.69
74LS92	.82	74LS275	3.39
74LS93	.71	74LS279	.59
74LS95	1.11	74LS283	1.03
74LS96	.86	74LS290	1.25
74LS107	.43	74LS293	1.89
74LS109	.49	74LS295	1.09
74LS112	.48	74LS298	1.24
74LS113	.48	74LS352	1.59
74LS114	.55	74LS353	1.59
74LS122	.55	74LS363	1.39
74LS123	.99	74LS365	.99
74LS124	2.99	74LS366	.99
74LS125	.99	74LS367	.99
74LS126	.88	74LS368	.99
74LS132	.69	74LS373	1.85
74LS136	.58	74LS374	1.81
74LS138	.71	74LS377	1.48
74LS139	.79	74LS385	1.90
74LS145	1.19	74LS386	.65
74LS148	1.39	74LS390	1.90
74LS151	.79	74LS393	1.90
74LS153	.79	74LS395	1.69
74LS154	2.39	74LS670	2.20

## SPRING MEMORY SALE

RAMS		100pcs	EPROMS		100pcs
2101 (450ns)	2.49	2.29	1702 (1us)	4.95	4.75
2102-1 (450ns)	.99	.95	2708 (450ns)	4.95	4.75
21L02-1 (450ns)	1.29	1.15	2758(5v) (450ns)	9.95	Call
2111 (450ns)	2.99	2.49	2716(5v) (450ns)	7.95	6.95
2112 (450ns)	2.99	2.79	2716-1(5v) (350ns)	12.95	10.95
2114 (450ns)	2.95	2.85	TMS2516 (450ns)	9.95	9.50
2114L-2 (200ns)	8/29.95	3.10	TMS2716 (450ns)	9.95	8.95
2114L-3 (300ns)	8/24.95	2.95	2732 (450ns)	29.95	Call
4027 (250ns)	4.95	3.95	TMS2532 (450ns)	21.95	Call
4116-15 (150ns)	8/21.95	2.65	TMS25L32 (450ns)	29.95	Call
4116-20 (200ns)	8/19.95	2.35	TMS2564 (500ns)	179.95	Call
4116-30 (300ns)	8/18.99	2.29			

NEED YOUR ORDER  
SHIPPED TODAY?  
THEN CALL TOLL FREE  
**800-538-5000**

IN CALIF.  
**800-662-6233**  
(effective 4-14-81)

BEFORE YOU BUY, CALL US.  
WE WILL BEAT  
ANYONE'S PRICES

### 6800

6800	11.75
6810	4.60
6820	5.75
6821	6.40
6828	9.95
6834	19.95
6850	5.75
6852	5.75
6875	6.95

### 8080

8080A	3.95
8085A	12.95
8212	2.75
8214	5.25
8216	2.75
8224	2.95
8226	3.49
8228	4.95
8238	5.50
8251	6.95
8253	12.95
8255	6.50
8257	16.95
8259	14.95
8275	49.95
8279	15.95

### Z80

Z80	9.95
Z80A	12.95
Z80-GTC	7.65
Z80-DMA	18.00
Z80-PIO	7.60
Z80-SIO/2	27.50
Z80-SIO/9	20.50

### MISC.

1771-B01	24.95
3242	9.95
AY5-1013	4.99
8126	2.49
8T28	2.49
8T97	1.69
8T98	1.69

### T.V.

#### CIRCUITS

MC1330	1.89
MC1350	1.29
MC1358	1.79
LM380	1.29
LM565	.99
LM741	.29
LM1310	2.90
LM1800	2.99
LM1889	2.49

### 7400 SERIES

7400	.19	7450	.19	74123	.59
7402	.19	7472	.29	74151	.69
7404	.24	7473	.34	74153	.59
7406	.29	7474	.35	74154	1.49
7407	.29	7475	.49	74156	.69
7408	.24	7476	.35	74157	.69
7410	.19	7483	.65	74161	.79
7420	.19	7486	.35	74163	.89
7430	.19	7490	.49	74164	.89
7432	.29	7491	.69	74173	1.39
7440	.19	7492	.59	74174	.89
7442	.49	7493	.49	74175	.89
7445	.69	7496	.74	74176	.89
7446	.69	74100	1.19	74192	.79
7447	.59	74107	.34	74193	.79
7448	.69	74121	.34	74196	.79

### IC SOCKETS

8 pin ST	10/1.29	8 pin WW	.59
14 pin ST	10/1.49	14 pin WW	.69
16 pin ST	10/1.89	16 pin WW	.69
18 pin ST	10/1.99	18 pin WW	.99
20 pin ST	10/2.89	20 pin WW	1.09
22 pin ST	10/2.99	22 pin WW	1.39
24 pin ST	10/2.99	24 pin WW	1.49
28 pin ST	10/3.99	28 pin WW	1.69
40 pin ST	10/4.99	40 pin WW	1.99

ST = SOLDDERTAIL WW = WIREWRAP

### VOLTAGE REG'S

7805T	.89	7905T	.99
7812T	.89	7912T	.99
7815T	.99	7915T	1.19
7824T	.99	7924T	1.19
7805K	1.39	7905K	1.49
7812K	1.39	7912K	1.49
78L05	.69	79L05	.79
78L12	.69	79L12	.79
78L15	.69	79L15	.79

### TRANSISTORS

2N2222	10/1.00	100/8.99
2N3904	10/1.00	100/8.99
2N3906	10/1.00	100/8.99
2N3055	.79	106/6.99

### LEDS

Jumbo Red	10/1.00
Jumbo Green	6/1.00
Jumbo Yellow	6/1.00
5082-7760 43°C	.79
MAN74 3°C	.99
MAN72 3°C	.99

### 74S00 SERIES

74S00	.50	74S124	3.95	74S288	4.75
74S02	.50	74S174	1.49	74S387	5.75
74S04	.50	74S188	4.75	74S471	18.75
74S08	.50	74S195	1.95	74S472	18.75
74S37	.55	74S240	2.95	74S474	19.95
74S74	.80	74S260	1.80	74S570	7.80
74S113	.79	74S287	4.75	74S571	7.80

### CMOS

4001	.35	4024	.99	4070	.49
4002	.39	4025	.29	4071	.49
4007	.25	4027	.65	4072	.49
4009	.49	4040	1.29	4081	.39
4010	.49	4042	.99	4093	.99
4011	.35	4046	1.79	4098	2.49
4012	.29	4047	2.49	4503	.69
4013	.49	4049	.49	4508	3.95
4016	.59	4050	.69	74C04	.39
4017	1.19	4060	1.39	74C141.49	
4020	1.19	4066	.79		
4023	.29	4069	.39		

### LINEAR

LM301v	.34	LM556	.69	LM1488	1.39
LM308v	.98	LM565	.99	LM1489	1.39
LM309K	1.49	LM566v	1.49	LM1800	2.99
LM311v	.64	LM567v	1.29	LM1889	2.49
LM317i	2.29	LM723	.49	LM3900	.59
LM318v	1.49	LM733	.98	75451v	.39
LM323k	4.95	LM741v	.29	MC1330v	1.89
LM324	.59	LM747	.79	MC1350v	1.29
LM339	.99	LM748v	.59	MC1358	1.79
LM377	2.29	LM1310	2.90		
LM380	1.29	LM1414	1.59		
LM555v	.39	LM1458v	.69		

T = TO-220

V = 8 pin

K = TO-3

### JDR MICRODEVICES, INC.

1101 South Winchester Blvd.  
San Jose, California 95128  
800-538-5000 408-247-4852




TERMS: include \$2.00 for shipping, \$10.00 minimum order.  
Send SASE for complete catalog. Bay Area Residents add  
6 1/2% sales tax Calif. Residents add 6% sales tax. We  
reserve the right to limit quantities and substitute  
manufacturer. Prices subject to change without notice.  
Foreign orders add suff. postage.

# BULLET ELECTRONICS

P.O. BOX 401244R  
GARLAND, TX. 75040  
214 • 278-3553

## Sound Effects Kit \$18.50



The SE-01 is a complete kit that contains all the parts to build a programmable sound effects generator. Designed around the new Texas Instruments SN76477 Sound Chip, the board provides banks of MINI DIP switches and pots to program the various combinations of the SLF Oscillator, VCO, Noise, One Shot, and Envelope Controls. A Quad Op Amp IC is used to implement an Adjustable Pulse Generator, Level Comparator and Multiplex Oscillator for even more versatility. The 3" x 5" PC Board features a prototype area to allow for user added circuitry. Easily programmed to duplicate Explosions, Phasor Guns, Steam Trains, or almost an infinite number of other sounds. The unit has a multiple of applications. The low price includes all parts, assembly manual, programming charts, and detailed 76477 chip specifications. It runs on a 9V battery (not included). On board 100mW amp will drive a small speaker directly, or the unit can be connected to your stereo with incredible results! (Speaker not included). 76477 is included. Available separately for \$3.15 each.

## AY3-8910 PROGRAMMABLE SOUND GENERATOR

The AY3-8910 is a 40 pin LSI chip with three oscillators, three amplitude controls, programmable noise generator, three mixers, an envelope generator, and three D/A converters that are controlled by 8 BIT WORDS. No external pots or caps required. This chip hooked to an 8 bit microprocessor chip or Bus (8080, 280, 6800 etc.) can be software controlled to produce almost any sound. It will play three note chords, make bangs, whistles, sirens, gunshots, explosions, bleets, whines, or grunts. In addition, it has provisions to control its own memory chips with two IO ports. The chip requires +5V @ 75ma and a standard TTL clock oscillator. A truly incredible circuit.

\$12.95 W/Basic Spec Sheet (4 pages)

60 page manual with S-100 interface instructions and several programming examples. \$3.00 extra

MANY OTHER COMPONENTS AND KITS AVAILABLE IN OUR COMPLETE CATALOG. CALL OR WRITE FOR FREE CATALOG.

## New! Doomsday Alarm

If you have trouble sleeping and you would like the rest of the neighborhood to share your misery then this little kit will be for you! There is no way to accurately describe the unearthly howls, screams and tones that come out of this kit. Four separate tone oscillators are mixed, cancelled and stepped at a varying rate. 10 Watts of crazy sounds. A great fun kit or a practical burglar alarm. Complete with PC board and all necessary components less speaker. For 6-12 VDC.

**9.95** ORDER DA-01  
KIT

## 7 Watt Audio Amp Kit \$5.95

SMALL, SINGLE HYBRID IC AND COMPONENTS FIT ON A 2" x 3" PC BOARD (INCLUDED). RUNS ON 12VDC. GREAT FOR ANY PROJECT THAT NEEDS AN INEXPENSIVE AMP. LESS THAN 3% THD @ 5 WATTS. COMPATIBLE WITH SE-01 SOUND KIT

## Overvoltage Protection Kit \$6.95

Protect your expensive equipment from overvoltage conditions. Every computer should have one! Works with any fused DC power source from 10 to 20 volts up to 25 amps.

## Super Value Power Transformer

Well made, open frame transformer with mounting ears. Build a +5 and +12 supply with inexpensive parts. Free schematics of several designs. Primary 117VAC. SEC #1 15VAC @ .5A SEC #2 15 VAC @ .5A SEC #3 8VAC @ 2.5A.

ORDER: **BET-0005**  
\$2.95 Each  
SPECIAL BONUS: Order 2 Get free 723 voltage regulator IC!

- NO C.O.D.'s
- SEND CHECK M.O. OR CHARGE CARD NO.
- PHONE ORDERS ACCEPTED ON VISA AND MASTERCARD ONLY.
- ADD 5% FOR SHIPPING
- TX. RES. ADD 5% STATE SALES TAX
- ALL FOREIGN ORDERS ADD 30% FOR SHIPPING CHARGES.
- U.S. FUNDS ONLY.
- (214) 278-3553

## The Greatest Breakthrough In Electronic Music Ever!

The Super Music Maker  
REVISION 2  
\$24.95  
(Basic Kit)

Does not include speaker switches or 2708 ROM



Now you can play hundreds of songs using the Bullet Super Music Maker. The unit features a single factory programmed microprocessor IC that comes with 20 pre-programmed short tunes. By adding the additional PROMS (2708's) the system can be expanded to play up to 1000 notes per PROM. Just think... a compact electronic instrument that will play dozens, hundreds or even thousands of selections of music. The kit comes with all electronic components (less the PROM), and a drilled, plated and screened PC Board which measures 4" x 4". The 7 watt amplifier section is on the same PC board and drives an 8 ohm speaker (not included), from a whisper to ear splitting volume. Since the unit works on 12 VDC or 12 VAC, vehicle or portable operation is possible. What do you get for \$24.95? Everything but a speaker, transformer, case, switches, and PROM. Additional 2708 albums containing popular tunes are available for \$15.00 each or you can program your own PROMS using information provided with the kit instructions. Lists of available PROM albums are available on request. (Note: Unit plays electronic music one note at a time, it is not possible to play chords or a melody with harmony simultaneously.)

- \* Envelope control gives decay to notes.
- \* "Next tune" feature allows sequential playing of all songs.
- \* On board inverter allows single voltage (+12) operation.

### OPTIONAL ACCESSORIES

DIP Switches One 8 pos., One 5 pos. (Can be directly soldered to PC Bd. to access tunes)	2.00/Set
Rotary Switches Two 5 position (For remote wiring to PC Bd. to access tunes)	2.50/Set
Attractive Plastic Case	6.50
Wallplug Transformer (For operation on 117VAC house voltage)	3.00

## HICKOK DIGITAL MULTIMETERS

DMM + Vari-Pitch + Logi-Trax MX-333 Model LX304 \$210.  
Model LX303 \$69.50  
Model LX304 \$79.50

VIZ Tech DMM 3 1/2-Digit LCD Readout Model WO 747 \$79.95

## Beckman DIGITAL MULTIMETERS

Model TECH 300 \$109.95  
Model TECH 310 \$140.00  
Model TECH 330 \$199.95

## Simpson DIGITAL MULTIMETERS

Model 462 \$199.95  
Model 463 \$169.95  
260 Meter Model 260-7 \$96.  
Complete with nickel-cadmium batteries, AC charger/adaptor, test leads

## LUXO Magnifier Lamp

Precision ground and polished magnification lens  
Model LFM-1A \$65.

## Casio Calculator-Calendar Watch

Model C-80 \$42.50

## BK PRECISION 15 MHz Miniscope

Model 1420  
Rise time 11.7 nS or less  
Built-in signal delay line  
Flat response

## Dual Trace 5" 30 MHz Triggered Scope

Model 1479A  
Autoranging DMM Model 2845

## Digital Pulsar Probe

Model DP-100  
50 MHz Pulsar Probe Model DP-50

## BSR X-10 Remote Control for Lights & Appliances

PK 400 4 Pc Standard Starter Kit • One (1) Standard Command Console • Two (2) Lamp Modules • One (1) Appliance Module \$74.99  
PK500 5 Pc Ultrasonic Starter Kit • One (1) Deluxe Ultrasonic Command Console • One (1) Hand Held Remote Unit • Two (2) Lamp Modules • One (1) Appliance Unit \$99.95  
LMS01 Lamp Module \$7.95  
AMG01 Appliance Module \$13.95  
WS701 Wall Switch Module \$13.95  
WS711 Wall Switch Module with independent On-Off power buttons \$15.95

## FIDELITY Chess Challenger 7

Model BBC \$79.95  
Sensory Chess Challenger \$110.  
Voice Sensory Challenger \$249.95

## WAHL Cordless Soldering Iron

Model 7800 \$29.95  
Thermal-Spot Circuit Tester Finds faulty components quickly and easily Model 5800 \$29.95  
Service Master Tool Kit Model 99-SM \$49.95

## ESB 3 1/2-Digit 0.1% Digital Capacitance Meter

Model 3001 \$237.95

## Function Generator

Model 2001 \$157.95

## Proto Boards Logic Monitor

Model PB-104 Fully assembled \$59.95  
Automatically displays static and dynamic logic. Works with DTL, TTL, and CMOS Model LM-1 \$59.95

## Touch/Test 20 Multimeter

Model TT20 A portable/bench-type meter

## 15 MHz Dual Trace Triggered Miniscope

Model MS-215  
30 MHz Dual Trace Triggered Miniscope Model MS-230

# YOU NAME IT... WE GOT IT. AND AT DISCOUNT PRICES.

SEND FOR FREE 180 PAGE CATALOG.

## Miniature High Fidelity 3-Way Stereo Speakers

Model HF-9 \$59.95

## MURAPHONE Cordless Telephone System

Model 300 \$110.  
Soldering Station Model EC 2000 \$109.50

## VACO Super Case

Model 70250 \$249.95

## In-Dash Car Stereos

8-Track AM/FM \$52.50 Model JCS 420  
Cassette AM/FM \$57.50 Model JCS 505

## Digital Cassette AM/FM

with Clock Model JCS 607 \$89.95  
Graphic Equalizer Model GE 5000 \$39.95

## 6x9 3-Way Speakers

\$12.95 ea. • 20 oz. magnet Model 8P2000-69 TRD

# FORDHAM

855 Conklin St. Farmingdale, N.Y. 11735

Master Charge	to \$ 250.00	\$ 3.50
BankAmericard	to \$ 500.00	5.00
VISA • COD	501.00 to 750.00	7.50
Money Order	751.00 to 1000.00	10.00
Check	over 1000.00	12.50
N.Y. State residents add appropriate sales tax		
• COD's extra		

TOLL FREE (800) 645-9518  
in N.Y. State call (516) 752-0050







# Electronic Tool Catalog

- Digital Multimeters
- Oscilloscopes
- Test Probes
- Field Service Tool Kits
- Solder Supplies
- Solder Suckers
- Precision Hand Tools
- Wire Strippers
- Tech Benches
- Wire Wrap Tools
- Anti-Static Material
- Optical Inspection Devices
- Electronic Adhesives
- And Much More

Your complete buying guide to thousands of products for assembling, servicing, and testing electronic equipment. Features many hard-to-find items — many you may never have seen. Contains hundreds of photos, detailed descriptions, and pricing. Most items discounted at big savings. All items easy to order by phone or mail, ready for immediate delivery, and fully guaranteed. VISA and Master Card accepted.

Clip and mail coupon today.  
*Coupon missing? Send \$2.00 to:*  
**Contact East, Dept 4122**  
**P.O. Box 160, 7 Cypress Dr.**  
**Burlington, MA 01803**

Rush me your catalog.  
 Enclosed is \$2.00

Name \_\_\_\_\_  
 Address \_\_\_\_\_  
 City \_\_\_\_\_  
 State \_\_\_\_\_ Zip \_\_\_\_\_

Clip and mail to:  
**Contact East, Dept. 4122**  
**P.O. Box 160, 7 Cypress Dr.**  
**Burlington, MA 01803**

## ADVERTISING INDEX

RADIO-ELECTRONICS does not assume any responsibility for errors that may appear in the index below.

Free Information Number	Page
— AMC Sales	88
32 Active Electronics	89
— Advance Electronics	26-27, 34, 73, 78
21 Advanced Computer Products	98-99
27 Albia Electronics	81
19 All Electronics	102
8 American Antenna	Back Cover
65 American Navigator Inc.	84
35 Ancrona	103
56 B & K Precision	Cover 3
— Bagnall Electronics	88
— Barta Karel	88
— Bullet Electronics	108
43 CFR Associates	104
— CIE, Cleveland Institute of Engineering	8-21
— Cascade Labs	88
17 Chaney Electronics	110
— Command Productions	87
55 Communications Electronics	71
36 Concord Computer Components	92
61 Contact East	110
— Cook's Institute	88
9 Cooper Group	Cover 2
— Dage Scientific	87
— Devtronix Organ Inc.	87
13 Diamond Back Electronics	104
51 Digi-Key Corp.	109
48 Eico	80
— Electronic Technology Today	85
57 Enterprise Development	77
31 Etc.	88, 106
37 Fluke	5
45,46 Fordham	70,108
22 Formula International	94-95
12 Gladstone Electronics	102
29 Global Specialties	67
— Global Tv	87
38 Godbout	102
— Grantham College of Engineering	73
62 Hal Tronix	104
42 Hanley Engineering	105
3 Heath	35
25 Huntron Instruments	38
— Information Unlimited	88
— International Communications	87
2 International Components	83
64 International Crystal Mfg.	84
39 International Electronics	100
5 Jameco Electronics	90-91
40 JDR, Microdevices	107
— JS & A	7
52 MCM	92
53 MTI	77
15 Meshna	104
— McGee Radio	88
7 Micro Ace	93
— Micro Management	110
14 Midland Precision	36
— NRI, Schools	8-11
— NTS, National Technical Schools	28-31
30 Netronics	37
41 Non-Linear Systems	2

11 Ohio Scientific	1
63 O.K. Machine & Tool Co.	25
33 Omega	24
— PGI	87
18 Paccom	80
20 Paia	76
47 Panavise	76
23,4 Poly-Paks	96,76
58 RCA	75
10 Radio Shack	97
6 Ramsey Electronics	101
— Reihl Time	69
59 Robotic Age	72
— Sabtronics	17
— Sinclair Research	23
49 Solid State Sales	106
28 AW, Sperry	13
— Spacecoast	87
— Surplus Center	88
54,66 Triplett	22
24 Vector	72
16 Viz	15
— Wersi	84
44 Zenith	32-33

### DISCOUNT TRS-80<sup>®</sup> DEALER A301 COMPUTER SPECIALISTS

FREE  
COMPUTER  
CATALOG  
UPON  
REQUEST



#### \$ DISCOUNT \$ on TRS-80's


26-3001 4K Color ..... \$353.00  
 26-1062 16K III ..... 865.00  
 24-4002 64K I DRIVE ..... 3440.00  
**1-800-841-0860 TOLL FREE**  
**MICRO MANAGEMENT SYSTEMS, INC.**  
 Downtown Plaza Shopping Center  
 115 C. Second Av., S.W.  
 Cairo, Georgia 31728  
 (912) 377-7120 Ga. Phone No.

### HAND HELD GAME BOARD SPECIALS

These are the complete functional circuit boards from popular hand held games — no case or batteries supplied.

#### Computer Perfect

Has 10 LEDs and tone signals. You try to guess correct button sequence to light LEDs in order. Requires two 9V batteries. With instructions. C24404  
**\$4.50**



#### Computer Mind

You guess the secret number stored in computer chip memory. Has 10 LEDs and keyboard. Requires one 9V battery. With instructions.  
 C24405 **\$3.75**



#### Starsound Board

Unique board uses IC circuitry and gravity switch to produce space engine sounds. Point the board downwards and it produces "Idle" sounds. Point upwards and the sound increases in pulsating frequency to produce "Blastoff" sounds. Originally had LED circuitry but this has been removed. Sound portion is 100% perfect. Requires 9V battery and speaker. C24406 **\$2.50**

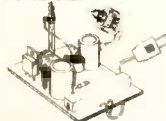


#### 120 VAC

#### Xenon

#### Strobe Kit

Complete variable rate strobe light kit. Contains all parts. PC board, line cord and instructions. C23071  
**\$7.50**



#### Super LED

#### Flasher Kit

Great for Robot projects this simple to build kit uses IC circuitry to randomly flash 4 LEDs; 2 red, 1 yellow, 1 green. Complete with all parts, PC board and instructions. Size: 2" x 2". Operates on 9VDC. C24407 **\$4.98**



**CHANEY**  
electronics inc.

P.O. BOX 27038  
DENVER, COLORADO 80227

Phone Orders 303-781-5750 • Minimum AD Order \$6.00  
 • Please include \$1.50 for postage  
 • VISA MC accepted  
 • Phone orders are welcome

Send for our free catalog of unique items

CIRCLE 17 ON FREE INFORMATION CARD

# Autoranging makes it faster and easier-to-use, a microcomputer makes it best.

Confused about how to select the right DMM? A lot of under \$200 hand-held DMMs do look alike and offer similar specs, but only the B&K-PRECISION 2845 gives you microcomputer-controlled autoranging. That's important because autoranging saves time, reduces the chance of reading errors and lets you direct more attention to your project, instead of your test equipment.

B&K-PRECISION uses "smart autoranging," a concept that's years ahead of traditional methods. Range changes are fast, controlled by a four-

bit microcomputer; and readings are computer stabilized to prevent ranging instabilities. The 2845 autoranges in all modes. In use, its "micro" monitors A/D converted input signals and automatically skips to the range that will provide the highest resolution. For best reliability, actual range changing is performed by hermetically sealed reed relays. A range lock function permits you to manually hold any range automatically selected.

The 2845 provides 0.1 percent basic DC accuracy; and it's EMI shielded to keep that accuracy in RF fields. For fast

continuity checks, there's an audible (defeatable) beeper. A full range of optional accessories are also available. Best of all, with so many features and a \$175 price, the only thing you'll be giving up is manual range switching.

Let B&K-PRECISION take the confusion out of your DMM selection. Just ask for the microcomputer-controlled 2845. It's in stock now at your local distributor. For more information call:

**(800) 621-4627** toll free;  
(312) 889-9027 in Illinois.

**B&K PRECISION** DYNASCAN  
CORPORATION

6460 W. Cortland Street • Chicago, IL 60635 • 312/889-9087

International Sales, 6460 W. Cortland Street, Chicago, IL 60635 • Canadian Sales, Atlas Electronics, Ontario

Model 2845 \$175



# IF YOU OWN A RADIO, THIS MICROPHONE WILL LET YOU TRANSMIT FURTHER AND CLEARER OR WE'LL GIVE YOU YOUR MONEY BACK!

**Guaranteed to out perform any mic on any radio!**

A speech processor microcircuit, designed by us, that eliminates splatter, boosts power and recharges its own battery. A patented American invention made in an American town.



## CHECK OUT THE EXCLUSIVE FEATURES!



- CLIPS ANYWHERE
- PROCESSES SPEECH WITH COMPUTER CIRCUIT
- SOUND SENSITIVE 2 INCHES OR 2 FEET
- NOISE CANCELLING
- TWO MICS WITH ONE SWITCH
- FRESH CHARGE WITH NO BATTERIES

## YOUR DOUBLE GUARANTEE

### GUARANTEE I:

The K40 Speech Processor is guaranteed to outperform any microphone it replaces or return it for a complete and full refund within 7 days from the K40 Dealer that installed and tuned it.

### GUARANTEE II:

Unconditionally guaranteed for 12 months. Guaranteed against cracking, chipping, or rusting. Guaranteed against mechanical failure. Guaranteed against electrical failure. No exclusions. No gimmicks. For a full 12 months.

**\$44.50** Suggested Retail

AMERICAN ANTENNA  
ELGIN, ILLINOIS 60120

© COPYRIGHT AMERICAN ANTENNA

... Sold exclusively by  American K40 Dealers throughout the U.S. & Canada.

CIRCLE 8 ON FREE INFORMATION CARD