


Extra All-IBM Edition

BYTE

THE SMALL SYSTEMS JOURNAL

Inside the IBM PCs



Fourth Annual Special Issue

NO C: **NEW!** Powerful optimizing compiler ever

Sieve benchmark

	Turbo C	Microsoft [®] C
Compile time	2.4	13.51
Compile and link time	4.1	18.13
Execution time	3.95	5.93
Object code size	239	249
Execution size	5748	7136
Price	\$99.95	\$450.00

Benchmark run on an IBM PS/2 Model 60 using Turbo C version 1.0 and the Turbo Linker version 1.0, Microsoft C version 4.0 and the MS overlay linker version 3.51

Technical Specifications

- ☑ **Compiler:** One-pass optimizing compiler generating linkable object modules. Included is Borland's high-performance Turbo Linker.™ The object module is compatible with the PC-DOS linker. Supports tiny, small, compact, medium, large, and huge memory model libraries. Can mix models with near and far pointers. Includes floating point emulator (utilizes 8087/80287 if installed).
- ☑ **Interactive Editor:** The system includes a powerful, interactive full-screen text editor. If the compiler detects an error, the editor automatically positions the cursor appropriately in the source code.
- ☑ **Development Environment:** A powerful "Make" is included so that managing Turbo C program development is highly efficient. Also includes pull-down menus and windows.
- ☑ **Links with relocatable object modules** created using Borland's Turbo Prolog into a single program.
- ☑ **Inline assembly code.**
- ☑ **Loop optimizations.**
- ☑ **Register variables.**
- ☑ **ANSI C compatible.**
- ☑ **Start-up routine source code included.**
- ☑ **Both command line and integrated environment versions included.**
- ☑ **License to the source code for Runtime Library available.**

Join more than 100,000 Turbo C enthusiasts. Get your copy of Turbo C today!

Minimum system requirements: All products run on IBM PC, XT, AT, PS/2, portable and true compatibles PC-DOS (MS-DOS) 2.0 or later 384K RAM minimum Basic Telecom and Editor Toolboxes require 640K

Borland International
4585 Scotts Valley Drive, Scotts Valley, CA 95066
Telephone (408) 438-8400 Telex 172373

Why more than 600,000 programmers worldwide are using Turbo Pascal today

The irresistible force behind Turbo Pascal's worldwide success is Borland's advanced technology. We created a compiler so fast, that Turbo Pascal® is now the worldwide standard. And there are more tools for Turbo Pascal than for any other development environment in the world.

You'll get everything you need from Turbo Pascal and its 5 Toolboxes

Turbo Pascal and Family are all you'll ever need to perfect programming in Pascal.

If you've never programmed in Pascal, you'll probably want to start with Turbo Pascal Tutor® 2.0,† and as your expertise quickly grows, add Toolboxes like our

- Database Toolbox**
- Editor Toolbox**
- Graphix Toolbox**
- GameWorks**
- and our newest,
- Numerical Methods Toolbox***



And because Turbo Pascal is the established worldwide standard, 3rd party, independent non-Borland developers also offer an incredible array of programs for Turbo Pascal.

“ Borland International's Turbo Pascal took the programming world by storm. A great compiler combined with a good editor at an astounding price, the package quickly came to be called, simply, Turbo—and has sold more than 500,000 copies.

Stephen Randy Davis, PC Magazine

Language deal of the century. ”
PC Magazine



For Scientists and Engineers: Turbo Pascal Numerical Methods Toolbox

The Numerical Methods Toolbox is a complete collection of Turbo Pascal routines and programs. Add it to your development system and you have the most comprehensive and powerful numerical analysis capabilities—at your fingertips!


The Numerical Methods Toolbox is a state-of-the-art mathematical toolbox with these ten powerful features:

- ☑ Zeros of a function
- ☑ Interpolation
- ☑ Differentiation
- ☑ Integration
- ☑ Matrix Inversion
- ☑ Matrix Eigenvalues
- ☑ Differential Equations
- ☑ Least Squares
- ☑ Fourier Transforms
- ☑ Graphics

Each module comes with procedures that can be easily adapted to your own program. The Toolbox also comes complete with source code. So you have total control of your application.

Only \$99.95!

Turbo C, Turbo Basic, Turbo Pascal and Turbo Prolog: technical excellence



“ Borland International’s Turbo Pascal, Turbo Basic and Turbo Prolog automatically identify themselves, by virtue of their ‘Turbo’ forenames, as superior language products with a common programming environment. The appellation also means to many PC users a ‘must have’ language. To us Turbo C looks like a coup for Borland.

Garry Ray, PC Week ”

BI-1131B

Turbo Prolog: The Natural Language of Artificial Intelligence

Whether you're a first-time programmer or an experienced one, Turbo Prolog's natural implementation of Artificial Intelligence soon shows you how to build expert systems, natural language interfaces, customized knowledge bases and smart information management systems.



Turbo Prolog and Turbo C work hand-in-hand

Turbo Prolog® interfaces perfectly with Turbo C® because they're both designed to work with each other.

The Turbo Prolog/Turbo C combination means that you can now build powerful commercial applications using two of the most powerful languages available.

Turbo Prolog's development system includes:

- ✓ A complete Prolog compiler that is a variation of the Clocksin and Mellish Edinburgh standard Prolog.
- ✓ A full-screen interactive editor.
- ✓ Support for both graphic and text windows.
- ✓ All the tools that let you build your own expert systems and AI applications with unprecedented ease.

All Borland products are trademarks or registered trademarks of Borland International, Inc., or Borland/Analytica, Inc. Other brand and product names are trademarks or registered trademarks of their respective holders. Copyright 1987 Borland International

BI-1131B

†\$39.95
*\$69.95
**\$99.95

“ An affordable, fast, and easy-to-use language that will delight the newcomer . . . You experienced Prolog hackers will likewise be delighted, if not astonished, by the features and performance of the Turbo Prolog development environment.

Turbo Prolog offers generally the fastest and most approachable implementation of that language.

Darryl Rubin, *AI Expert* ”

How Turbo Prolog's new Toolbox adds 80 powerful tools and 8000 lines of source code

In keeping with Borland tradition, we've quickly added the new Turbo Prolog Toolbox™ to Turbo Prolog.

With 80 tools and 8000 lines of source code that can easily be incorporated into your own programs—and 40 sample programs that show you how to put these AI tools to work—the Turbo Prolog Toolbox is a highly intelligent, high-performance addition. **Only \$99.95!**

Turbo Prolog Toolbox features include:

- ✓ Business graphics generation: boxes, circles, ellipses, bar charts, pie charts, scaled graphics
- ✓ Complete communications package: supports XMODEM protocol
- ✓ File transfers from Reflex,* dBASE III,* 1-2-3,* Symphony*
- ✓ A unique parser generator: construct your own compiler or query language
- ✓ Sophisticated user-interface design tools
- ✓ Contains 40 example programs
- ✓ Easy-to-use screen editor: design your screen layout and I/O
- ✓ Calculated fields definition
- ✓ Over 8,000 lines of source code you can incorporate into your own programs

Turbo C The most powerful compiler

Our new Turbo C generates fast, tight, production-quality code at compilation speeds of more than 13,000 lines a minute!

It's the full-featured optimizing compiler everyone has been waiting for.

Switching to Turbo C, or starting with Turbo C, you win both ways

If you're already programming in C, switching to Turbo C will make you feel like you're riding a rocket instead of pedaling a bike.

If you're never programmed in C, starting with Turbo C gives you an instant edge. It's easy to learn, easy to use, and the most efficient C compiler at any price.

Only \$99.95!



“ Turbo C does look like What We've All Been Waiting For: a full-featured compiler that produces excellent code in an unbelievable hurry . . . moves into a class all its own among full-featured C compilers . . . Turbo C is indeed for the serious developer . . . One heck of a buy—at any price.

Michael Abrash,
Programmer's Journal ”

Turbo Basic introduces its powerful new Telecom, Editor and Database Toolboxes

NEW!


Turbo Basic® is the breakthrough you've been waiting for. The same power we brought to Pascal with Turbo Pascal has now been applied to BASIC with Turbo Basic.

Compatible with BASICA, Turbo Basic is the high-performance, high-speed BASIC you'd expect from Borland.

Basically, Turbo Basic is all you need

It's a complete development environment which includes an incredibly fast compiler, an interactive editor and a trace debugging system. It outperforms all its rivals, and because it's compatible with BASICA, you probably already know how to use it.

Includes a free MicroCalc™ spreadsheet complete with source code. Only \$99.95!



A technical look at Turbo Basic

- Full recursion supported
- Standard IEEE floating-point format
- Floating-point support, with full 8087 (math co-processor) integration. Software emulation if no 8087 present
- Program size limited only by available memory (no 64K limitation)
- VGA, CGA, and EGA support
- Access to local, static, and global variables
- Full integration of the compiler, editor, and executable program, with separate windows for editing, messages, tracing, and execution
- Compile, run-time, and I/O errors place you in the source code where error occurred
- New long integer (32-bit) data type
- Full 80-bit precision
- Pull-down menus
- Full window management

“ Borland has created the most powerful version of BASIC ever.

Ethan Winer, PC Magazine ”



Telecom Toolbox is a complete communications package which takes advantage of the built-in communications capabilities of BASIC—use as is or modify.

- Pull-down menus and windows
- XMODEM support
- VT 100 terminal emulation
- Captures text to disk or printer
- PhoneBook file
- 300, 1200, 2400 baud support
- Supports script files
- Fast screen I/O
- Supports most of XTalk's command set
- Manual dial and redial options

Use Telecom Toolbox to embed communications capabilities into your own programs and/or build your own communications package. Source code included for all Toolbox code and sample programs. **Only \$99.95!**

For the dealer nearest you or to order by phone call

(800) 255-8008

in CA (800) 742-1133 in Canada (800) 237-1136



Circle 37 on Reader Service Card
(Dealers: 38)



Database Toolbox means that you don't have to reinvent the wheel each time you write new Turbo Basic database programs.

- “Trainer” shows you how B+ trees work. (Simply key in sample records and you'll see your index being built.)
- Turbo Access instantly locates, inserts or deletes records in a database—using B+ trees.
- Turbo Sort sorts data on single items or on multiple keys and features virtual memory management for sorting large data files.

Source code included.

Only \$99.95!



Editor Toolbox is all you need to build your own text editor or word processor. Includes source code for two sample editors.

First Editor is a complete editor ready to include in your programs, complete with windows, block commands and memory-mapped screen routines.

MicroStar™ is a full-blown text editor with a complete pull-down menu user interface, and gives you

- Wordwrap
- Undo last change
- Auto-Indent
- Find and Find/Replace with options
- Set left/right margins
- Block mark, move and copy
- Tab, insert, overstrike modes, line center etc.

Includes source code.

Only \$99.95!

BI-1131B

MORE POINTS OF VIEW



The ATI EGA WONDER — the world's fastest selling EGA card — now has MORE [®] POINTS OF VIEW.
Lower Cost. Simple Operation.
Higher Resolutions. Any Monitor.
Automatic Software Selection.
Our buyers demand the best.



TECHNOLOGIES INC.

Technology you can Trust.

EGAWONDER™



Any Software

- 800x560 (1)
- 752x410 (1)
- 640x480 VGA (1)
- 640x350 EGA
- 320x200 CGA
- 720x350 MDA
- 720x350 Herc.
- 132 Columns

Any Monitor

- MultiSync
- EGA Color
- RGB Color
- 25 kHz Color
- TTL Monochrome
- Composite Mono
- PC Portable
- Compaq Portable (2)
- Polaroid Palette

Any Time

- Windows
- GEM
- AutoCAD
- 1-2-3
- Symphony
- PageMaker
- Ventura
- VTerm
- SmartTerm
- WordPerfect
- WordStar & more

Now available from all major computer stores. Call us today at (416) 756-0711 for more information.

ATI Technologies Inc., 570 Victoria Park Ave., Scarborough, Ontario, Canada M1W 3S2 Tel: (416) 756-0711 Fax: (416) 756-0720 Telex: 06 966640 (ATI TOR)

(1) MultiSync monitor only. (2) Requires separate display adapter. Microsoft Corp., Compaq, Compaq Computer Corp., Microsoft, DEC, Hewlett-Packard Corp., Windows, Microsoft Inc., GEM — Digital Research, 1-2-3, Symphony — Lotus Development Corp., Ventura — Acorn Corp., PageMaker — Amelab, Inc., WordPerfect — WordPerfect Corp., WordStar — MicroPro Corp.

Circle 22 on Reader Service Card

BYTE

Inside the IBM PCs

Editorial: The Meaning of SAA by *G. Michael Vose*

6

What's New

11

The Technical Implications of the PS/2 by *G. Michael Vose*

33

TSRs Past and Future: MS-DOS and OS/2 by *Ray Duncan*

49

The 32-bit Micro Channel by *Jon Shiell*

59

PS/2 Video Programming by *Richard Wilton*

67

Comparing IBM's Micro Channel and Apple's NuBus by *Ciro Cornejo and Raymond Lee*

83

Spying on Windows by *Michael Geary*

97

The State of Numerics by *Stephen S. Fried*

115

286/386 Protected-Mode Programming by *Joel Barnum*

125

The IBM RT Gets Connected by *Jason Levitt*

133

Application Input Drivers by *Jeremy Sagan*

143

Better Batch Files Through Assembly Language by *William J. Claff*

159

IBM PC Family BIOS Comparison by *Jon Shiell*

173

Comparing Disk-Allocation Methods by *Greg Weissman*

185

Rating the IBM Compatibles by *Robert G. Brookshire*

193

Windows for BASIC by *John W. Ross*

201

Pipes and Filters by *Paul Baker*

215

A Timing-Independent BIOS by *Howard N. Cohen and John Hanel*

219

Three Bus Interface Designs for the PC by *James R. Drummond*

225

BOMB

264

Editorial Index by Company

265

COVER ILLUSTRATED BY ROBERT TINNEY



BYTE (ISSN 0360-5280) is published monthly with additional issues in June and October by McGraw-Hill Inc. Founder: James H. McGraw (1860-1948). Executive, editorial, and advertising offices: One Phoenix Mill Lane, Peterborough, NH 03458, phone (603) 924-9281. Office hours: Monday through Thursday 8:30 AM-4:30 PM, Friday 8:30 AM-1:00 PM, Eastern Time. Address subscriptions to BYTE Subscriptions, P.O. Box 6821, Piscataway, NJ 08855. Postmaster: send address changes, USPS Form 3579, undeliverable copies, and fulfillment questions to BYTE Subscriptions, P.O. Box 6821, Piscataway, NJ 08855. Second-class postage paid at Peterborough, NH 03458 and additional mailing offices. Postage paid at Winnipeg, Manitoba. Registration number 9321. Subscriptions are \$22 for one year, \$40 for two years, and \$38 for three years in the U.S. and its possessions. In Canada and Mexico, \$25 for one year, \$45 for two years, \$65 for three years. \$69 for one year air delivery to Europe. 31,000 yen for one year air delivery to Japan, 15,600 yen for one year surface delivery to Japan, \$37 surface delivery elsewhere. Air delivery to selected areas at additional rates upon request. Single copy price is \$3.50 in the U.S. and its possessions, \$4.25 in Canada and Mexico, \$4.50 in Europe, and \$5 elsewhere. Foreign subscriptions and sales should be remitted in U.S. funds drawn on a U.S. bank. Please allow six to eight weeks for delivery of first issue. Printed in the United States of America.

Address editorial correspondence to: Editor, BYTE, One Phoenix Mill Lane, Peterborough, NH 03458. Unacceptable manuscripts will be returned if accompanied by sufficient postage. Not responsible for lost manuscripts or photos. Opinions expressed by the authors are not necessarily those of BYTE.

Copyright © 1987 by McGraw-Hill Inc. All rights reserved. Trademark registered in the United States Patent and Trademark Office. Where necessary, permission is granted by the copyright owner for libraries and others registered with the Copyright Clearance Center (CCC) to photocopy any article herein for the flat fee of \$1.50 per copy of the article or any part thereof. Correspondence and payment should be sent directly to the CCC, 29 Congress St., Salem, MA 01970. Specify ISSN 0360-5280/83. \$1.50. Copying done for other than personal or internal reference use without the permission of McGraw-Hill Inc. is prohibited. Requests for special permission or bulk orders should be addressed to the publisher. BYTE is available in microform from University Microfilms International, 300 North Zeeb Rd., Dept. PR, Ann Arbor, MI 48106 or 18 Bedford Row, Dept. PR, London WC1R 4EJ, England.

Subscription questions or problems should be addressed to: BYTE Subscriber Service, P.O. Box 6821, Piscataway, NJ 08855.

EDITORIAL DIRECTOR, BYTE and BIX
Philip Lemmons

EXECUTIVE EDITOR, BYTE
Frederic S. Langa

ASSISTANT MANAGING EDITOR

Glenn Hartwig
CONSULTING EDITORS
Steve Ciarcia
Jerry Pournelle
Ezra Shapiro

SENIOR TECHNICAL EDITORS

Cathryn Baskin, Reviews
G. Michael Vose, Themes
Gregg Williams, Features

TECHNICAL EDITORS

Dennis Allen
Richard Grehan
Ken Sheldon
George A. Stewart
Jane Morrill Tazelaar
Tom Thompson
Charles D. Weston
Eva White
Stanley Wszola

ASSOCIATE TECHNICAL EDITOR
Curtis Franklin Jr.

COPY EDITORS

Lauren Stickler, Copy Chief
Judy Connors-Tenney
Jeff Edmonds
Nancy Hayes
Cathy Kingery
Margaret A. Richard
Warren Williamson

ASSISTANTS

Peggy Dunham, Office Manager
Martha Hicks
L. Ryan McCombs
June N. Sheldon

NEWS AND TECHNOLOGY

Gene Smarte, Bureau Chief, Costa Mesa
Jonathan Erickson, Senior Technical Editor,
San Francisco
Rich Malloy, Senior Technical Editor, New York
Nicholas Baran, Associate Technical Editor,
San Francisco
Cindy Kiddoo, Editorial Assistant, San Francisco
ASSOCIATE NEWS EDITORS
Dennis Barker, Microbytes
Anne Fischer Lent, What's New
Stan Miastkowski, What's New

CONTRIBUTING EDITORS

Jonathan Amsterdam, programming projects
Mark Dahmke, video, operating systems
Mark Haas, at large
Rik Jadrnicek, CAD, graphics, spreadsheets
Robert T. Kurosaka, mathematical recreations
Alastair J.W. Mayer, software
Alan R. Miller, languages and engineering
Dick Pountain, U.K.
Roger Powell, computers and music
Phillip Robinson, semiconductors
Jon Shiell, high-performance systems

ART

Nancy Rice, Art Director
Joseph A. Gallagher, Assistant Art Director
Jan Muller, Art Assistant
Alan Easton, Drafting

PRODUCTION

David R. Anderson, Production Director
Denise Chartrand
Michael J. Lonsky
Virginia Reardon

TYPOGRAPHY

Sherry McCarthy, Chief Typographer
Selinda Chiquoine
Donna Sweeney

EXECUTIVE EDITOR, BIX
George Bond

SENIOR EDITOR

David Betz
ASSOCIATE EDITORS
Tony Lockwood
Donna Osgood, San Francisco

MICROBYTES DAILY

Dennis Barker, Coordinator, Peterborough
Gene Smarte, Bureau Chief, Costa Mesa
Nicholas Baran, San Francisco
Rick Cook, Phoenix
Jonathan Erickson, San Francisco
Martha Hicks, Peterborough
Anne Fischer Lent, Peterborough
Larry Loeb, Wallingford, CT
Rich Malloy, New York
Brock N. Meeks, La Mesa, CA
Jeff Merron, Peterborough
Stan Miastkowski, Peterborough
Lynne Nadeau, Peterborough
Wayne Rash Jr., Washington, DC

GROUP MODERATORS

David Allen, Applications
Frank Boosman, Artificial Intelligence
Leroy Casterline, Other
Marc Greenfield, Programming Languages
Jim Howard, Graphics
Gary Kendall, Operating Systems
Steve Krenek, Computers
Brock N. Meeks, Telecommunications
Barry Nance, New Technology
Donald Osgood, Computers
Sue Rosenberg, Other
Jon Swanson, Chips

BUSINESS AND MARKETING

Doug Webster, Director (603-924-9027)
Patricia Bausum, Secretary
Denise A. Greene, Customer Service
Brian Warnock, Customer Service
Tammy Burgess, Customer Credit and Billing
TECHNOLOGY
Clayton Lisle, Director
Business Systems Technology, MHIS
Jack Reilly, Senior Business Systems Analyst
Bob Dorobis, Business Systems Analyst
Bill Garrison, Business Systems Analyst

ADMINISTRATION

J. Burt Totaro, Publisher
Beverly Jackson, Publisher's Assistant

ADVERTISING SALES

Dennis J. Riley, Director of Sales
Sandra Foster, Administrative Assistant
ADVERTISING/PRODUCTION (603-924-8448)
Lisa Wozmak, Supervisor
Lyda Clark, Senior Account Coordinator
Marion Carlson
Karen Cilley
Brian Higgins
Linda Short
Wai Chiu Li, Quality Control Manager
Julie Murphree, Advertising/Production
Coordinator

MARKETING COMMUNICATIONS

Horace T. Howland, Director (603-924-3424)
Vicki Reynolds, Promotion Manager
Lisa Jo Steiner, Marketing Assistant
Stephanie Warnesky, Marketing Art Director
Sharon Price, Associate Art Director
Julie Perron, Market Research Analyst
Cynthia Damato Sands, Reader Service
Coordinator

TELEMARKETING

L. Bradley Browne, Director
Susan Boyd, Administrative Assistant

PLANNING AND RESEARCH

Michele Perron, Director
Faith Kluntz, Copyrights Coordinator

FINANCIAL SERVICES

Philip L. Penny, Director of Finance and Services
Kenneth A. King, Business Manager
Christine Lee, Assistant
Marilyn Haigh
Diane Henry
Vern Rockwell
Lisa Teates
JoAnn Walter

CIRCULATION

Dan McLaughlin, Director
James Bingham, Newsstand Sales Manager
Vicki Weston, Assistant Manager
Claudette Carswell, Distribution Coordinator
Karen Desroches, Direct Accounts Coordinator
Louise Menegus, Back Issues

PERSONNEL

Cheryl Hurd, Office Manager
Patricia Burke, Personnel Coordinator

BUILDING SERVICES/TRAFFIC

Anthony Bennett, Building Services Manager
Mark Monkton, Assistant
Agnes E. Perry, Traffic Assistant

RECEPTIONIST

Donna Healy

EDITORIAL AND BUSINESS OFFICE:

One Phoenix Mill Lane, Peterborough, New Hampshire
03458, (603) 924-9281.

West Coast Branch Offices: 425 Battery St., San Francisco,
CA 94111, (415) 954-9718; 3001 Red Hill Ave., Building #1,
Suite 222, Costa Mesa, CA 92626, (714) 557-6292.

New York Branch Editorial Office: 1221 Avenue of the
Americas, New York, NY 10020, (212) 512-3175.

BYTEnet: (617) 861-9764 (set modem at 8-1-N or 7-1-E; 300
or 1200 baud). Fax: (603) 924-7507. Telex: (603) 924-7861.

SUBSCRIPTION CUSTOMER SERVICE: Non-U.S. (201)
837-1315; inside U.S. (outside N.J.) 1-800-423-8272; (inside
N.J.) 1-800-367-0218.



Officers of McGraw-Hill Information Systems Company: President: Richard B. Miller. Executive Vice Presidents: Frederick P. Jannott, Construction Information Group; Russell C. White, Computers and Communications Information Group; J. Thomas Ryan, Marketing and International. Senior Vice Presidents-Publishers: Laurence Altman, Electronics; David J. McGrath, Engineering News-Record. Group Vice Presidents: J. Burt Totaro, BYTE; Frank A. Shinal, Dodge; Peter B. McCuen, Communications Information. Vice Presidents: Robert D. Daleo, Controller; Fred O. Jensen, Planning and Development; Michael J. Koeller, Human Resources; Talat M. Sadiq, Systems Planning and Technology.

Officers of McGraw-Hill Inc.: Harold W. McGraw Jr., Chairman; Joseph L. Dionne, President and Chief Executive Officer; Robert N. Landes, Executive Vice President, General Counsel and Secretary; Walter D. Serwatka, Executive Vice President and Chief Financial Officer; Shel F. Asen, Senior Vice President, Manufacturing; Robert J. Bahash, Senior Vice President, Finance and Manufacturing; Frank D. Penglase, Senior Vice President, Treasury Operations; Ralph R. Schulz, Senior Vice President, Editorial; George R. Eisinger, Vice President, Circulation.

BYTE, BIX, and The Small Systems Journal are registered trademarks of McGraw-Hill Inc.

PRESENTING THE DIFFERENCE BETWEEN FAST COMPILING AND FAST PROGRAMMING.


For compiling speed, you can't do better than Let's C. But to really speed up programming you can't do without the powerful source level debugger, *csd*.

If you want the power, portability and flexibility of C, start with the complete compiler, Let's C. For utilities, editor, compiling speed and fast, dense code, Let's C has it all.

But to get your programs up and running you need more. Because even the fastest compiler can't outrun bugs. You need the revolutionary C Source Debugger, *csd*.

CUT DEVELOPMENT TIME IN HALF WITH *csd*

csd lets you bypass the time consuming frustrations of debugging—like long dumps and clunky assembler. With *csd*, you actually debug in C. You learn faster because you watch your program run in C. You finish faster because *csd* combines the speed of a compiler with the interactive advantages of an interpreter. The end result? Development time is sliced in half.



REVIEWERS ARE RAVING ABOUT LET'S C AND *csd*.

"Let's C is an inexpensive, high-quality programming package... with all the tools you will need to create applications."
—William G. Wong, *BYTE*, August 1986.

"The performance and documentation of the \$75 Let's C compiler rival those of C compilers for the PC currently being sold for

\$500...highly recommended..."

—Marty Franz, *PC TECH JOURNAL*, August 1986.

"csd is close to the ideal debugging environment...a definite aid to learning C and an indispensable tool for program development."

—William G. Wong, *BYTE*, August 1986.

**LIMITED TIME OFFER
FREE *csd*
WITH LET'S C!**

"This is a powerful and sophisticated debugger built on a well-designed, 'serious' compiler."

—Jonathon Sachs, *Micro/Systems Journal*, April, 1986

START TO FINISH, THERE'S NO BETTER ENVIRONMENT.

Get started with the right C compiler and you'll have everything you need for development—including source level debugging. On top of it all, Let's C and *csd* are today's best values in professional C programming tools. And most reliable: Mark Williams C compilers have been sold with DEC, Intel and Wang computers since 1981.

60 DAY MONEY BACK GUARANTEE

Mark Williams gives you a full 60 days to find out just how good Let's C and *csd* really are—or your money back.

So if you want more than a fast compiler—if you want your programs up and running fast, ask for Let's C and *csd*. You'll find them at your software dealer's, in the software department of your favorite bookstore, through the Express Program at over 5500 Radio Shacks or you can order now by calling 1-800-MWC-1700.*

*In Illinois call. 1-312-472-6659.



1430 West Wrightwood, Chicago, Illinois 60614

© 1987 Mark Williams Company
Let's C is a registered trademark of the Mark Williams Company
UNIX is a trademark of Bell Labs.

LET'S C AND *csd* FEATURES

Let's C:

- Now compiles twice as fast
- Integrated edit-compile cycle: editor automatically points to errors
- Includes both small and large memory model
- Integrated environment or command line interface
- 8087 sensing and support
- Documentation features new lexicon format
- MS-DOS object compatible
- New make utility
- Fast compact code plus register variables
- Full Kernighan & Ritchie C and extensions
- Full UNIX compatibility and complete libraries
- Many powerful utilities including make, assembler, archiver, cc one-step compiling, egrep, pr, tail, wc
- MicroEMACS full screen editor with source included
- Supported by dozens of third party libraries

- For the IBM-PC and Compatibles
- Not copy protected

Sieve Benchmark

(Compile time in seconds)

Let's C: 2.8 (On 512K 6Mhz IBM-AT)
Turbo C: 3.89 (As advertised)

csd:

- Large and small memory model
- Debug in C source code, not assembler
- Monitor variables while tracing program
- Does not change program speed or size
- Provides separate source, evaluation, program and history windows
- On-line help screens
- Can interactively evaluate any C expression
- Can execute any C function in your program
- Trace back function
- Ability to set trace points
- Not copy protected

NEW
VERSION 4.0!

MARK WILLIAMS LET'S C AND *csd*. ONLY \$75 EACH.

Circle 128 on Reader Service Card

B Y T E 1987 Extra Edition • Inside the IBM PCs 5

Editorial

The Meaning of SAA

First-of-the-year rumors about IBM's Systems Application Architecture (SAA) hinted at a major new look for IBM software, possibly with the introduction of what turned out to be the Personal System/2 machines. The new look failed to appear in any substantive way, however, as only glimpses of a prototype Presentation Manager surfaced during the PS/2 debut.

Finally, in early May, IBM released a publication called *Systems Applications Architecture: An Overview*. This booklet offers a peek at what SAA may offer. Unfortunately, the peek is through a fog of banal generalities that really don't say what SAA is or what it is supposed to be. Instead, the booklet offers a vision of what SAA might become—when IBM gets around to developing it.

After the PS/2 introduction, most people focused on the pros and cons of OS/2, and SAA receded into the shadows. I have an aversion to things that lurk in shadows, so let's look at SAA more closely.

What Is SAA?

The short definition of SAA is a common user interface, programmatic interface, and communications interface for three IBM computer lines—mainframe computers, minicomputers, and personal computers. The long definition adds only a little detail to each of the three interface categories.

Based on this definition, SAA is a very ambitious idea. Basically, IBM wants programs running on three different hardware platforms under three different operating systems to look the same to users, programmers, and communications channels. The accomplishment of this will require raising software up to yet another level of abstraction far removed from the computers the software runs on. Moving to another level of abstraction usually slows down programs and requires more memory.

What will this software look like? For users, it presumably will look something like the Presentation Manager, which in turn looks like its parent, Microsoft Win-

dows. For programmers, SAA programs will use standard languages like C, FORTRAN, and COBOL, plus "application generators" and a "procedures language," probably a derivative of REXX (REXX uses a syntax similar to English and is designed for nonprogrammers); all these languages will call a standard set of operating-system and user-interface services.

The communications interface is more complex, incorporating protocol support for the 3270 Data Stream, Document Content Architecture, Intelligent Printer Data Stream, SNA Distribution Services, and many other network/session services and data link control systems.

Future versions of Lotus 1-2-3 and dBASE will therefore look the same, whether you are using them on a PC or a 370 terminal. Plus, you'll be able to send a file created by an application on your PC to a mainframe, where it can be read by the mainframe version of the same application.

Sound Familiar?

The grand scheme of SAA has much appeal—programs that you can feel comfortable with when you change computers, portability across machines, and universal data. But I get skeptical when someone says to me, "Let's all do it this way; it's cool, trust me." SAA seems to be IBM's way of making us all conform to a single way of producing software.

Of course, this idea is not new nor foreign to the personal computer—the Macintosh imposes a similar "do it my way" philosophy. You can get away with imposing a set of standard interfaces if the standards are good enough to be the only game in town.

The best way to impose this kind of software conformity is to control the programming environment. Instead of providing operating systems that simply perform file and memory management, build environments with several hundred system calls that control everything from screen management to communications. Come to think of it, that sounds just like OS/2 Presentation Manager.

We may be dealing here with a simple trade-off situation; you trade off your bit-level control of the computer in return for sophisticated, ready-made routines that make creating software easier; and all the software looks alike.

Are we going to get any future Visi-Calcs out of such a closely controlled environment?

Get There

In rural New England, it is often a travel reality that "you can't get there from here." An obvious first question about SAA is, how do we get there? What are the intermediate destinations on the route?

Unfortunately, IBM doesn't know yet. It promises that the conventions of SAA "will be published in 1987." As I write this in early September, only one document on SAA has been published. And this booklet is short on specifics. Furthermore, SAA will be a moving target right from the beginning. The overview booklet states, "In its initial form, SAA and its current IBM product implementations offer a starting point. It is IBM's intent that *both definitions and implementations increase over time in an evolutionary process*" (emphasis mine).

Apparently, then, SAA will be whatever IBM says it is at any given time.

From Here

Two things are clear about SAA. First, it will be a long time in coming. Second, if you don't work for IBM—or have to contend with the three-tiered computer arrangement SAA is really for—you can probably ignore it. Someday, we may have a "universal" computer that runs software that we all use and that must therefore always appear the same. But that day is still years, maybe decades, away. In the meantime, we've all got to make a living, and using or building a slightly better/faster/cheaper spreadsheet/word processor/database is still the best way to get to the bank from here.

—G. Michael Vose
Senior Technical Editor



CONNECT MAINFRAME TAPE DRIVES TO YOUR PC!

Whether your tape data comes from millions of miles away by satellite or from just down the hall in accounting, our "TAPE CONNECTION" can read and write 1/2" 9-track magnetic tapes using your PC! Over 500 million reels of magnetic tape are in use by most mainframe and minicomputer systems. For more than 25 years, 1/2" 9-track tape has been the standard worldwide for storing and retrieving large data files. Why not let your PC and our tape system assist you in using the vast resources of the tape data world?

Supporting 800 NRZI, 1600 PE and 6250 GCR, our file transfer software processes labeled or unlabeled tapes from most computer systems, including IBM OS/DOS, DEC/VAX, UNISYS, Honeywell, Burroughs, NCR, and HP. Large multivolume tape reels can be transferred to disk at rates up to 5 MB/minute! Backup and restore capabilities work well with Novell networks for IBM XT/AT. With our Tape Data Extraction software, you can read packed fields, select and extract specific records and fields, such as payroll or personnel data, tax structure statistics, department records, as well as import data into LOTUS 123. You'll find so many applications for your particular business. You could even use your PC to read and display NASA's Voyager II mission data tapes, such as this highly enhanced image of Saturn's rings recorded from a distance of 8.9 million kilometers (from the tape library shown above).

We have years of experience with IBM mainframes using magnetic tape, so we're qualified to assist you in implementing and supporting your application. Since 1981, we have supplied thousands of conversion systems throughout the world, including most of the *Fortune 500*



companies. Our customer support personnel are available to answer your questions, free of charge. Our high volume allows us to offer low prices on Anritsu, Cipher, Kennedy and Qualstar equipment. Systems come complete and ready to use with controller card, cables, software and drive. Ranging from \$2995 to \$8995, we have a system for you, so call us today!

Dealer and volume discounts available.

See us at Comdex Las Vegas
Booth No. 33 WIGI—163 West Hall



1120 Kalbab • Flagstaff, Arizona 86001 • 602-779-3341
Compusol-Europe • 12 Rue Rosenwald • 75015 Paris
Tel 530.07.37 • Telex 205431F

Circle 83 on Reader Service Card (Dealers: 84)

A Lot Of Promises.



Take a close look at these two machines. At 10 MHz, operating at one wait state, you might believe IBM's® Personal System/2™ Model 50 is one of the fastest 80286 computers available. Fact is, an InfoWorld benchmark test ranks the AST Premium/286's™ CPU performance number one.

You might also think IBM's system is the first to take advantage of powerful multi-tasking operating system software. And you'd be wrong again. When we introduced the AST Premium/286 a year ago with advanced FASTslot™ architecture, we designed a home for Microsoft's® MS OS/2™. In fact, it delivers all zero wait-state memory for MS OS/2.

Of course, MS OS/2 may not be available for a while. Which is okay, if you have an

AST Premium/286. Built into every system is AST's Enhanced Expanded Memory (EEMS), allowing EEMS software such as Windows™ 2.0 and DESQview™ to multitask existing applications... today.

So, hold on to any of your existing off-the-shelf application

software. As long as it's AT®-compatible, it will run on the AST Premium/286.

What can the competition offer you today? Promises for the future. We can't wait that long. And neither should you.


If you want more than promises, make a commitment

Benchmark Test Results For Selected Performance Computers

CPU measures main processor performance relative to the 6-MHz (Model 099) IBM PC AT. Hard disk performance is tested for sequential and random data access.			
SYSTEM (80286-BASED PCS) (Clock speed in MHz/No. of wait states)	CPU	Hard Disk (sequential)	Hard Disk (random)
AST Premium/286 (10/0)	2.25	1.41	2.12
IBM PC AT (6/1)	1.00	1.00	1.00
IBM PC XT™286 (6/0)	1.32	1.33	1.03
IBM PC AT (8/1)	1.37	1.17	1.40
IBM PS/2 Model 50 (10/1)	1.71	1.70*	1.19*
IBM PS/2 Model 60 (10/1)	1.72	2.02	1.67

*With RAM cache: seq. 1.92, ran. 1.03
Source: InfoWorld Hardware Benchmark System, as published in InfoWorld May 11, 1987

A Lot Of Performance.



to the company that has already delivered proven performance. As PC Magazine said when we received the Editor's Choice award, "The Premium/286 is

without a doubt the best-looking and best-performing system with a 10 MHz rating. Its quality makes its price a bargain."

How did we come up with such a great machine? You might say we've been working on the inside for the past six years, enhancing more than 2 million PCs with our complete line of reliable, high-quality



enhancement boards, peripherals and connectivity solutions. Now, in addition to making PCs more powerful, we're making more powerful PCs. And before any AST product is shipped, it must first meet our own strict guidelines for industry compatibility.

We could make promises about the future too. But, as you can see, and will continue to see in the coming months, we'd rather deliver. Call us today **(714) 863-0181** to investigate the Premium/286's finer details. Or fill out the coupon to receive copies of AST Premium/286 editorial reviews.

AST Premium/286. The closer you look, the better we perform.

Yes, I want to learn more about the AST Premium/286.

- Please send me more information, including copies of what the critics had to say about the AST Premium/286.
- Please have an AST Representative call me.

Name _____

Title _____

Company _____

Address _____

City/State/Zip _____

Phone (____) _____

To help us better serve you, please list the magazine and issue date in which this ad appeared.

AST Research, Inc. 2121 Alton Avenue, Irvine, Ca. 92714-4992 ATTN: M.C.

AST markets products worldwide—in Europe and the Middle East call: 44-1-568-4350; in the Far East call: 852-0-499-9113; in Canada call: 416-826-7914.

AST and AST logo registered and AST Premium/286, FASTbit trademarks AST Research, Inc. IBM, and Personal Computer AT registered and Personal System/2 and PC XT trademarks IBM Corp. Microsoft registered and MS OS/2 and Windows trademarks Microsoft Corp. DESQview trademark Quarterdeck Office Systems. Copyright © 1987 AST Research, Inc. All rights reserved.

AST
RESEARCH INC.

Do You Have More People Than PCs?

Kimtron Has The Affordable Multiuser PC Solutions!

Turn your single user PC into a multiuser PC with Kimtron's Total Solutions. Whatever your multiuser needs (accounting, word processing, color graphics presentations, etc.) we have a solution for you. Continue using the software that you have already invested money in buying and time in learning. Share expensive printers, modems and other peripherals. Take advantage of common data and files.

Most everything you need is included: hardware, software, cables, and instructions on how it all fits together. Whether you're a techie or a novice, the solutions are *simple to install*.

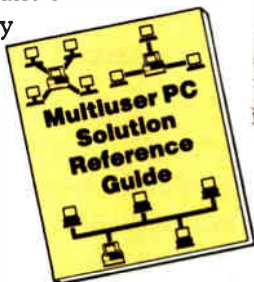
Kimtron is known as the "pioneer" and "innovator" of the industry, so we've got to be on top of the technology. To get more information and your FREE Multiuser PC Solution Reference Guide, send in your name, title, address, and this publication name on your company letterhead to: Kimtron, 1709 Junction Ct., Bldg. #380, San Jose, CA 95112. (408) 436-6550. Fax: (408) 436-1380.

(800) 828-8899

Kimtron

The Multiuser Solutions Company.

OEM and Reseller inquiries invited. Multiuser PC training seminars held in major cities throughout the country.



Case in point: SAT20 runs monochrome graphics (HGA) and color graphics (CGA) software at a quick 8Mhz, with full file-and-record locking.

© Copyright by Kimtron 1987.

What's New

VGA-Compatible Monitor

Mitsubishi's XC-1429C is a VGA-compatible monitor that has a 14-inch (diagonal) screen. With .28-millimeter dot pitch and a fixed horizontal scanning frequency of 31.5 kilohertz, it features a resolution of 640 by 480 pixels, a vertical scanning frequency of 60 or 70 hertz, and the ability to display an infinite number of colors.

The XC-1429C also includes a precision in-line gun, a 120-volt power supply, and a 15-pin shrink connector cable. An optional tilt-and-swivel base is available.

Price: \$685.

Contact: Mitsubishi Electronics America Inc., Computer Peripherals Division, 991 Knox St., Torrance, CA 90502, (213) 515-3993.

Inquiry 751.



Mitsubishi's new monitor is VGA-compatible.

Publish with Byline

Ashton-Tate's Byline is a desktop-publishing program designed for business users with no special knowledge of graphic arts and typography. It features a WYSIWYG (what you see is what you get) display and a dBASE merge function that lets you import dBASE III Plus databases into prestyled forms.

In addition, Byline enables you to directly import and export MultiMate, WordPerfect, and WordStar files. You can also import files from Lotus 1-2-3, Symphony, and several paint programs.

Five fonts, with adjustable type sizes between 8 and 144 points, are provided. Also included are lines and

boxes, autoleaders and repeating characters, automatic kerning, multiple left and right master pages, and automatic text flow.

Byline runs on IBM PCs and compatibles with 384K bytes of RAM and an EGA, CGA, Hercules, or Hercules Plus graphics card.

Price: \$295.

Contact: Ashton-Tate, 20101 Hamilton Ave., Torrance, CA 90502-1319, (213) 329-8000.

Inquiry 752.

Multilingual, Scientific Word Processor

ChiWriter "The Scholar's Edition," based on Horstmann Software Design's scientific word-processing program, is a multilingual, multifont word-processing program that lets you write left to right or right to left.

ChiWriter "The Scholar's Edition" includes standard Roman, foreign (all western

European and Scandinavian languages), classical-koine Greek, and biblical-modern Hebrew alphabets. You can also design your own fonts.

The program includes footnotes, composite characters, user-specified document-saving intervals, columns, macros, overlapping super- and subscript levels, automatic pagination, headers and footers, and micro-spacing capabilities.

ChiWriter "The Scholar's Edition" runs on IBM PCs and compatibles with MS-DOS 2.0 or higher, 256K bytes of RAM, and a CGA. It supports some 9-pin printers. Support for Hercules monochrome, the EGA, 24-pin printers, and Hewlett-Packard LaserJet printers is optional.

Price: \$99.95; Hercules monochrome, EGA, and 24-pin-printer support, \$19.95; HP LaserJet support, \$49.95.

Contact: Paraclete Computer & Software, 1000 East 14th St., Suite 187, Plano, TX 75074, (214) 578-8185.

Inquiry 753.

QuadStar LAN Features Easy Setup

Quadram's QuadStar is a local-area network package that uses phone-type cabling with modular connectors. It can accommodate up to 50 microcomputers and can provide gateways to minicomputers and mainframes.

On the hardware end of the system are three available boards that plug into IBM PCs, XTs, ATs, and compatibles. The QS-PH6 Personal Hub plugs into a full slot in the network-manager computer. It provides five external ports for connecting to file servers and users, and one internal adapter port. It also provides an 8K-byte RAM buffer and 8K bytes of diagnostic tests.

The QS-188 Intelligent Adapter Board is for use with file servers, which provide resources such as software, printers, and data that is shared by network users. It plugs into a full-size slot and includes an Intel 80188 microprocessor running at 8 megahertz that offloads network software processing from the host CPU. It also provides a 64K-byte RAM buffer.

The QS-100 Adapter Board is a half-size expansion board for network users. It provides an 8237 microprocessor that eliminates the need for sharing direct-memory-access channels.

Tapestry is QuadStar's NetBIOS-compatible operating system. It uses icons and resides on the network manager or a file server.

QuadStar conforms to the

continued

IEEE 802.3 1Base5 physical interface standard and transfers data at 1 megabit per second using the CSMA/CD baseband. The maximum distance between a user and the network manager is 800 feet, using 24-gauge telephone wire.

The network manager and file server require hard disk drives and 640K bytes of RAM with at least 160K bytes of overhead. Network users require 512K bytes of RAM with a 95K-byte overhead.

Quadram's QuadStarter Kit is for a network linking two microcomputers, expandable to six. It includes Tapes-try, the QS-PH6 Personal Hub board for the network manager, the QS-100 board for a user, and 50 feet of shielded twisted-pair cable.

Price: QuadStarter Kit, \$1095; QS-100, \$375; QS-188, \$495; QS-PH6, \$575. **Contact:** Quadram, One Quad Way, Norcross, GA 30093-2919, (404) 923-6666.

Inquiry 754.

Multiconfiguration NCR System

Using split-card architecture, NCR's PC810 is an IBM PC AT-compatible system that comes in 35 different configurations. The main processor and main memory are on one expansion board, while a second board provides the video adapter, disk drive controllers, extended memory, and serial and parallel ports. The boards are connected by the eight-slot system bus.

The heart of the basic PC810 configuration includes an 80286-10 microprocessor running at 6 or 10 MHz, 640K bytes of RAM, a 5¼-inch 1.2-megabyte floppy disk drive, a real-time clock/timer with battery, and a keyboard with 30 function keys and separate cursor pad. The PC810 also has six expansion slots for additional boards and an 80287 math coprocessor socket.



NCR's AT-compatible comes in 35 different configurations.

Among the options available are 20-, 30-, 44-, and 70-megabyte hard disk drives and half-height 720K-byte or 1.44-megabyte 3½-inch floppy disk drives. You can choose EGA, CGA, monochrome, or no graphics support on the second board. Memory is expandable to 1 megabyte on the processor board; you can have up to 16 megabytes total RAM.

NCR DOS 3.2 and diagnostic software is included. The PC810 measures 6.1 by 21.2 by 16.5 inches and weighs about 38 pounds.

Price: Basic configuration with no graphics adapter, \$2950; with 20-megabyte hard disk drive, \$3325; with 30-megabyte hard disk drive, \$4220; with CGA and monochrome graphics, \$3200; with CGA and monochrome graphics and 20-megabyte hard disk drive, \$3525; with CGA and monochrome graphics and 30-megabyte hard disk drive, \$4420; with EGA, \$3400; with EGA and 44-megabyte hard disk drive, \$4820.

Contact: NCR Corp., Personal Computer Division, Dayton, OH 45479, (513) 445-2078.

Inquiry 755.

Hard Disk Expander Doubles Capacity

Konan's KXP-230 is a half-slot hard disk controller that the company claims doubles your hard disk capacity without using run-length-limited (RLL) formatting. Data is stored on the disk in standard modified-frequency-modulation (MFM) format, then compressed and compacted. You can use the KXP-230 with any ST-506/412-compatible hard disk drive up to 302 megabytes in size.

When you install the KXP-230, an expanded disk called an EDISK is created automatically. The hard disk is partitioned, with one partition containing MS-DOS and the KXP-230 software; the EDISK partition takes up the rest of the disk space. As an example, Konan says a reformatted 20-megabyte hard disk will have a 1-megabyte DOS partition and an EDISK with up to 38 megabytes.

A disk cache, disk error correction, and fragmentation-control capabilities are also provided. The fragmentation control lets you add data to a file in contiguous tracks, rather than in the next available disk location.

Price: KXP-230Z (for IBM PC or PC XT), \$249; KXP-230ZA (for IBM PC AT),

\$299; KXP-230ZT (for Tandy 1000), \$249.

Contact: Konan Corp., 4720 South Ash Ave., Tempe, AZ 85282, (602) 345-1300. **Inquiry 756.**

Baler 3.23

Baler 3.23 runs 38 percent faster than earlier versions, according to the manufacturer. Baler 3.23 converts Lotus 1-2-3 worksheets into stand-alone programs that support the operational commands for Lotus, including macros, arrows, and user inputs, but not the commands for developing a worksheet. The "baled" (executable) programs, written in BASIC, run without Lotus. The worksheet formulas in baled programs can't be changed.

Baler 3.23 runs on the IBM PC, XT, AT, and compatibles with 256K bytes of RAM, MS-DOS or PC-DOS 2.0 or higher, and one 1.2-megabyte floppy disk drive. (A hard disk drive is recommended.) Baler also requires Lotus 1-2-3 (versions 1A, 2, or 2.01) or a work-alike spreadsheet program and either Microsoft's QuickBASIC Compiler or IBM's BASIC Compiler version 2.0. **Price:** \$495; Microsoft's QuickBASIC Compiler, \$99. **Contact:** Brubaker Software, 8825 North County Line Rd. E, Lafayette, IN 47905, (317) 564-2584.

Inquiry 757.

Simon and Schuster Speed Reading

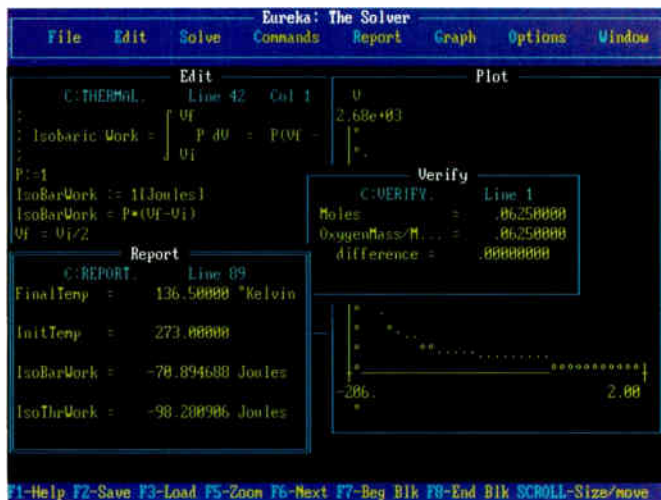
Speed Reading Tutor IV provides reading lessons that last about an hour each and are designed to be paced two or three days apart, Simon and Schuster reports.

The first lesson tests your initial speed and comprehension. The program then customizes the next eight lessons, depending on your current

continued

How Eureka: The Solver instantly solves equations that used to keep you up all night

The state-of-the-art answer to any of your scientific, engineering, financial, algebraic, trigonometric, or calculus equations = Eureka: The Solver™



Eureka instantly solved this Physics equation by immediately calculating how much work is required to compress isobarically 2 grams of Oxygen initially at STP to 1/2 its original volume. In Science, Engineering, Finance and any application involving equations, Eureka gives you the right answer, right now!

Eureka can solve most equations that you're likely to meet. So you can take a mathematical sabbatical.

Most problems that can be expressed as linear or non-linear equations can be solved with Eureka. Eureka also handles maximization and minimization, plots functions, generates reports, and saves you an enormous amount of time.

Eureka instantly solves equations that would've made the ancient Greek mathematicians tear their hair out by the square roots—and it's all yours for only \$167.00.

Minimum system requirements: For the IBM PS/2™ and the IBM® and Compaq® families of personal computers and all 100% compatibles. PC-DOS (MS-DOS®) 2.0 and later. 384K.

Eureka: The Solver is a trademark of Borland International, Inc.
Copyright 1987 Borland International. BI-11456

It's easy to use Eureka: The Solver

1. Enter your equation into the full-screen editor
2. Select the "Solve" command
3. Look at the answer
4. You're done

You can then tell Eureka to

- Evaluate your solution
- Plot a graph
- Generate a report, then send the output to your printer, disk file or screen
- Or all of the above



You can key in:

- A formula or formulas
- A series of equations—and solve for all variables
- Constraints (like X has to be < or = 2)
- A function to plot
- Unit conversions
- Maximization and minimization problems
- Interest Rate/Present Value calculations
- Variables we call "What happens?," like "What happens if I change this variable to 21 and that variable to 27?"

“ Merely difficult problems Eureka solved virtually instantaneously; the almost impossible took a few seconds.

Stephen Randy Davis,
PC Magazine ”

Eureka: The Solver includes

- A full-screen editor
- Pull-down menus
- Context-sensitive Help
- On-screen calculator
- Automatic 8087 math co-processor chip support
- Powerful financial functions
- Built-in and user-defined math and financial functions
- Ability to generate reports complete with plots and lists
- Polynomial finder
- Inequality solutions

“ Get Eureka. You won't regret it. Highly recommend it.

Jerry Pournelle, Byte ”

*Offer includes SideKick,™ SuperKey,™ Turbo Lightning,™ and Turbo Pascal.™ Offer void where prohibited by law.

For the dealer nearest you or to order by phone

Call (800) 255-8008

In CA: (800) 742-1133;

In Canada: (800) 237-1136

ability. Each lesson begins with a practice reading. You can enter the reading speed you want to attain, and the program produces an audible prompt telling you when to go on to the next page. A reading timer determines your reading speed.

Following each practice reading, you take a comprehension quiz. A graph of your speed and comprehension scores follows. A lesson-by-lesson progress chart is also provided.

Speed Reading Tutor IV also includes Eyerobics and T-scope exercises to assist you in improving your peripheral vision. The Eyerobics exercise flashes different or identical patterns on the screen, which become more intricate and farther apart when you respond correctly. During the T-scope exercise, numbers, phrases, and stories flash by one line at a time, gradually increasing in length and number of lines.

Speed Reading Tutor IV runs on the IBM PC, XT, AT, and compatibles with PC-DOS 1.1 or higher, 128K bytes of RAM, an 80-column color or monochrome monitor, and two floppy disk drives or one floppy disk drive and one hard disk drive.

Price: \$39.95.

Contact: Simon and Schuster Software, One Gulf & Western Plaza, New York, NY 10023, (212) 373-8882.
Inquiry 758.

Digitizer Measures It All

You can measure areas, distances, perimeters, lengths of curving lines, angles, slopes, and other two-dimensional figures with the Sigma-Scan 3.0 Measurement System. It includes a 12- by 12-inch opaque digitizing tablet and software.

The program also enables you to perform point, stream, and incremental x,y digitizing and object tallying. You can collect multiple mea-



Sigma-Scan measures any type of two-dimensional figure.

surements simultaneously and set your own measurement standards.

Measurements are automatically loaded into an internal 25-column by 65,000-row worksheet as they are collected. You can then perform size, sum, mean, min, max, standard deviation, standard error, confidence intervals, t-tests, linear regressions, screen plots, and other statistical functions. You can construct nonlinear piecewise calibration tables, macros, and data transforms. You can also output data in ASCII files.

The Sigma-Scan 3.0 Measurement System runs on the IBM PC, XT, AT, and compatibles with MS-DOS or PC-DOS 2.0 or higher, 512K bytes of RAM (640K bytes recommended), and two floppy disk drives or one floppy disk drive and one hard disk drive. It also runs on IBM PS/2s. It supports CGA, EGA, Hercules, and VGA cards. The software comes on either 3 1/2- or 5 1/4-inch floppy disks and is not copy-protected. The software is also available separately and supports most digitizers.
Price: \$1195; software only, \$495.
Contact: Jandel Scientific, 2656 Bridgeway, Sausalito, CA 94965, (415) 331-3022.
Inquiry 759.

Charley is a PC Genlock

Video Charley provides genlock to an external video source to let you overlay graphics onto video. The FCC-legal NTSC output includes 64-color EGA support, programmable key colors, a selectable blanking source, and two 16-level dissolve registers. The daughterboard supports IBM standard software, including paint and graphics programs. You install it on existing EGA cards by using the 20-pin features connector. Video Charley works with the IBM PC, XT, AT, and compatibles.

Price: \$749.95.

Contact: Progressive Image Technology, 322 East Bidwell St., Folsom, CA 95630, (916) 985-7501.
Inquiry 760.

C-Z80/64180 Cross Compiler

Archimedes Software has announced the C-Z80/64180 C cross compiler for the Zilog Z80 and Hitachi 64180 microprocessor families. The program includes a C compiler, C library functions, macro assembler, linker, and librarian.

The compiler implements the ANSI-standard C enhancements, including function prototyping. It also supports the Kernighan and Ritchie C definition. Code generation for either microprocessor is

switch-selectable, and you can access the 64180's full megabyte of address space. The compiler supports IEEE 32-bit single-precision floating-point library functions.

The C-Z80/64180 C cross compiler also supports trigonometric, exponential, and logarithmic math functions; four memory models; relocatable libraries; link and relocate functions; and output options for Motorola S-format, Tektronix standard hexadecimal, and Symbolic for symbolic emulator debugging.

The compiler runs on the IBM PC and compatibles with MS-DOS 2.1 or higher and 512K bytes of RAM.

Price: \$995.

Contact: Archimedes Software Inc., 1728 Union St., San Francisco, CA 94123, (415) 771-3303.

Inquiry 761.

Keep Your PC Cool

Coldblue consists of two side-by-side fans attached to a plenum chamber. It ventilates your PC's card area at more than 25 cubic feet of air per minute, according to Mandrill. The company also reports that Coldblue lowers the internal operating temperature of an IBM PC by more than 20 degrees.

Coldblue mounts inside IBM PCs and XT's between the chassis and cover in front of your boards. A pin connects to the leftmost opening in the disk drive connector, letting the fan draw power from the computer. Grounding is provided on your system's speaker screw. Coldblue features a blue-light indicator visible through the front air inlet in the computer's cover.

Price: \$185.

Contact: Mandrill Corp., P.O. Box 33848, San Antonio, TX 78265, (512) 341-6155.

Inquiry 762.

continued

A disk each month

PACKED with PROGRAMS

Over 500,000 Sold to Homes, Schools & Offices

DISCOVER UPTIME. You deserve the best from your computer. Have the best and save the most with UPTIME.

We make it easy and inexpensive — a disk each month. You deserve value. At UPTIME we believe in value. That's why each month 30,000 people like you enjoy a disk packed full of programs and information.

Make life easier & get more from your computer. Organize your life and be more productive with **home management** and **finance** programs. Have fun learning with our **educational** programs and fun relaxing with **games** and **adventures**. You will find **business, graphics, utilities & more!**

At least eight great programs on every disk. What's the opposite of "downtime"? It's UPTIME, of course. Just imagine ... a disk each and every month, delivered right to your door and packed with programs for your micro.

Subscribe now, with our introductory offer! Satisfaction guaranteed, or your money back. Make the very next disk yours! Fill in the coupon and return it to us, or simply call. We'll start your UPTIME subscription immediately.

Call
1-800-437-0033
Today!



QUALITY PROGRAMS
LESS THAN
\$1.00 each

NOW

FOR YOUR
MICRO
COMPUTER

for your Apple, IBM PC, C64/128 or Macintosh.

Circle 239 on Reader Service Card

A Typical Disk Includes:

- Label Magic ■ Living Art ■ File Doctor ■ Calendar
- One Foundation ■ Financial Package ■ Decision Maker ■ Tips and Hints ■ News and Views ■ Product Reviews

I'LL BYTE!!! I'm a computer enthusiast who wants more. Please start my subscription to UPTIME immediately.

\$20 SUPER DISCOUNT

SAVE **12** Disk Issues
~~\$109.90~~ **\$69**

3 Disk Issues \$36

6 Disk Issues \$59 (Add \$2 per issue in foreign countries, except Canada and APO)

1 Trial Issue \$14.95

Name _____ Address _____ City _____ State _____ Zip _____

Type of Computer _____

Bill my: Visa MC Exp. Date _____

Signature _____ Account No. _____

Send to: UPTIME - PO Box 299, Newport, RI 02840, (401) 849-4925

A Faster Word

Microsoft Word 4.0 is faster, has document-retrieval capabilities, macros, and an improved user interface.

Speed increases are in scrolling, file load and save, cursor movement, and pagination features. A new switch toggles between text and graphics mode. Version 4.0's WYSIWYG graphics mode takes advantage of high-resolution graphics boards and monitors, such as the new VGA graphics modes of the IBM PS/2 machines.

Version 4.0's macro language offers conditionals, looping, and prompts. The document-management and -retrieval feature lets you assign summary sheets to each document, set up directories of documents for sorting, and choose words within documents to use as search criteria.

The user interface now has no alpha command; you use the Escape key to move in and out of editing. The cursor keys move you around in the menus and property sheets, and you can remap all 40 function-key combinations. You can also choose to display line and column counter numbers on-screen, and you can have prompt lines appear to explain menu commands. You have a choice of having border lines show or adding up to two lines on-screen.

Other tools added to Word 4.0 include redlining, a spreadsheet link, style sheets, a 130,000-word spelling checker, and the ability to draw lines and paragraph borders.

Microsoft also announced a network version of Word 4.0.

Word 4.0 runs on the IBM PC, XT, AT, and PS/2s with at least 320K bytes of RAM and two floppy disk drives or one floppy disk drive and one hard disk drive. **Price: \$450.**

Contact: Microsoft Corp., 16011 Northeast 36th Way,



The document-management and -retrieval feature in Word 4.0.

P.O. Box 97017, Redmond, WA 98073-9717, (206) 882-8080. **Inquiry 763.**

Neural-Network Simulation

SYSPRO stands for system simulation program, and it lets you simulate hierarchical dynamic systems, as well as model and simulate neural networks.

SYSPRO simulates systems that you define with four types of data in input files. Simulation run-time instructions tell the program how long to run, how often to plot points, which points to plot, and other simulation-management instructions. The model parameter data establishes values for the system models for each run. The initial state of the system defines the starting point for the system trajectory, and the real-time input data causes the system state to change. You can save a complete record of the system state at the end of the run and at specified intervals.

SYSPRO includes the simulation executive (object code) and the Evolve module, written in FORTRAN, which calls the root program of your model system.

The Datagen module lets you generate input-data files containing signals in additive noise. JPlot is a BASIC program that lets you display graphics of simulation variables on-screen or produce printer plots. Batchkit is a collection of DOS batch files for compiling and linking your models into SYSPRO and for running laboratory experiments.

SYSPRO Plus also includes an executable load module, FORTRAN source files, and listings for BPNET, a back-propagation network model that can perform the nonlocal component of the generalized delta rule. This is the top level of a hierarchical system made up of Neurons. NETINP, an interface program, translates your network structure specifications and real-time inputs to the system. Neuron is a processing element model that performs the state transition function for a neuron with 40 learnable synapses, five excitatory synapses, five inhibitory synapses, and a learnable threshold level.

SYSPRO and SYSPRO Plus run on IBM PCs and compatibles with MS-DOS or PC-DOS 2.1 or higher (256K bytes of RAM on an IBM PC or XT, 512K RAM on an AT), GWBASIC, a FORTRAN compiler, text editor, and math coprocessor. An EGA is recommended.

Price: SYSPRO, \$995; SYSPRO Plus, \$1250. **Contact:** Martingale Research Corp., 100 Allentown Pkwy., Suite 211, Allen, TX 75002, (214) 422-4570. **Inquiry 764.**

Update with 3½-inch Drives

Astro's EXT1 3½-inch floppy disk drives provide either 720K bytes or 1.44 megabytes of storage space with an average access time of 94 milliseconds. Six configurations are available.

The EXT1-PS is designed for the IBM PC, XT, and compatibles that have a 37-pin D-connector on the back. It comes with a self-power adapter, interface cables, and utility software. The EXT/AT-PS is designed for IBM PC ATs and compatibles without external 37-pin D-connectors. It interfaces to your computer via a half-slot adapter card. The EXT/AT is similar to the EXT/AT-PS, except it gets its power from your computer. The EXT Jr. is designed for PCjr's and also uses an adapter card. Two internal drives are available.

Price: EXT1-PS, 720K-byte model, \$365; 1.44-megabyte model, \$430; EXT/AT-PS, 720K-byte model, \$395; 1.44-megabyte model, \$460.

Contact: Astro Systems Inc., 807 Aldo Ave., #106, Santa Clara, CA 95054, (408) 727-5599 or 727-7626. **Inquiry 765.**

Data Acquisition

The Pro-Data data-acquisition program is an extension of PC-DOS that can run in the background and provide real-time data to spreadsheet programs. It lets you acquire analog and digital data.

Pro-Data maintains files

continued

Finally! A printer as versatile as your PC.



By giving you extraordinarily easy access to all the printout options your office needs, the new Facit B-line matrix printers really let you exploit the full potential of your PC.

Such as when you want to change from high throughput draft to perfect quality NLQ – just flick the rotary switch on the front panel. When you want to change font – just plug in a new font card. When you need to change from continuous forms to cut-sheets – the printer loads the paper for you.

And while the beauty of the B-line concept improves the impression made by your PC, the attractive design and low noise level make the printers perfect for every office environment, too. *Circle 78 on Reader Service Card*

FACIT

Head Office: *Facit AB, S-172 91 Sundbyberg, Sweden. Phone: 46 8 764 30 00.*
USA: *Facit Inc. P.O. Box 334, Merrimack, NH 03054. Phone: (603) 424-8000*

AUSTRALIA: EAI Electronics Associates Pty Ltd., 427-3322. AUSTRIA: Ericsson Information Systems GmbH, 0222-613 641. BELGIUM: Ericsson S.A., 02-243 82 11. CANADA: Facit Canada Inc., 416-825-8712. CYPRUS: LBM (Lillytos) Ltd 516 46 34. DENMARK: Facit A/S, 02-63 33 11. FINLAND: OY Facit, 90-420 21. FRANCE: Facit S.A., 1-4780 7117. GREAT BRITAIN: Facit 0634-4020 80. GREECE: Computer Application Co. Ltd., 01-67197 22. HONGKONG: Gilman & Co. Ltd., 5-893 00 22. ICELAND: Gisli J. Johnsen HF, 354-64 12 22. INDIA: Forbes Forbes Campbell & Co. Ltd., 22-20 48 081. IRELAND: Ericsson Information Systems Ltd., 75 30 93. ITALY: Facit Data Products S.p.A., 039-63 63 31. JAPAN: Electrolux (Japan) Ltd., 03-479-7570. KOREA: True Trading Co. Ltd., 2-783-3855-7. THE NETHERLANDS: Facit B.V., 3480-21784. NEW ZEELAND: Northrop Instruments and Systems, 501-801 501-219. NORWAY: Ericsson Information Systems A/S, 02-35 58 20. PORTUGAL: Regisconta Sarl, 1-56 00 9L. SINGAPORE: Far East Office Eqpts Pte Ltd., 745 82 88. SPAIN: Perifericos S.A., 4-57 90 8L. SWEDEN: Ericsson Information Systems Sverige AB, 08-28 28 60. SWITZERLAND: Ericsson Information Systems AG, 01-821 59 21. USA: Facit Inc., (603) 424-8000. WEST GERMANY: Facit GmbH, 0211-61 090.

Check out the facts below and go for a test drive at your nearest Facit representative.

- B3100: 80 columns, 128 lines/minute* (250 cps)
 - B3150: 136 columns, 128 lines/minute* (250 cps)
 - B3350: 136 columns, 109 lines/minute* (200 cps), 18-needle printhead for 100 cps NLQ
 - Rotary switch for fast print quality selection
 - Easy operation with soft set-up in national language
 - Extensive paper handling – push/pull tractor, tear-off, automatic loading of single sheets. Optional single or double bin sheetfeeder
 - Low noise key
 - Facit, IBM Proprinter and Epson FX/JX emulations
 - Parallel and serial interfaces
 - 4-color option
 - Extra fonts by means of plug-in card
- * 80 col, 10 cpi.

IBM and Epson are reg. trademarks

containing current analog input values, previous minute averages, previous hour averages, totals from analog inputs, and pulse counts from digital inputs. It also keeps a historical log of minute and hourly averages for the previous 120 samples.

Pro-Data supports up to 10 I/O device drivers. You can have up to 128 analog or frequency inputs, 128 digital inputs, 128 analog outputs, and 128 digital outputs.

The memory-resident program runs on the IBM PC, XT, AT, and compatibles with PC-DOS 2.1 and 640K bytes of RAM. A floppy disk drive and a hard disk drive are recommended.

Price: \$750.

Contact: Industrial Interfaces Inc., 915 Whitaker St., Pasadena, TX 77506-2342, (713) 473-5112.
Inquiry 766.

Monitoring the Weather

If those long hours in front of your PC keep you indoors more often than you'd like, Technology Marketing has a system that will let you vicariously experience the outdoors. PC WeatherPro enables you to monitor and store measurements of barometric pressure, inside and outside temperature, rainfall, wind speed, and wind-chill temperature. The system runs in the background and lets you set alarms that will sound if critical changes occur in temperature or wind speed.

The system includes a half-slot card, solid-state barometer, electronic rain collector, anemometer and wind vane, AC power adapter, two temperature probes, and connecting cables. Software included provides both graphic and digital readings of weather measurements and calculations.

PC WeatherPro also lets you produce barometric plots, and individual screens are



PC WeatherPro monitors, stores, and analyzes meteorologic data.

provided for wind, rain, and temperature detail. Data is logged with time-and-date stamps.

The system runs on all IBM PCs and compatibles; the software takes up 64K bytes of RAM.

Price: \$575.

Contact: Technology Marketing Group Ltd., 4000 Kruse Way Place, Building 2, Suite 120, Lake Oswego, OR 97035, (503) 635-3966.

Inquiry 767.

Golden Retriever Pup

Golden Retriever Pup uses pattern recognition to scan files and locate information in much the same way as the original Golden Retriever, but Pup searches floppy disks only. It does not distinguish between uppercase and lowercase letters, and it can match by comparing the spelling and ordering of words within a phrase. It doesn't interpret meanings and doesn't recognize synonyms.

During the search, the program uses a proprietary search algorithm and calculates a score from 0 to 100 for all the potential text patterns in the files, with 100 being an exact match. You define a minimum score, and if a pattern equals or exceeds the score, Pup reports the match

and saves the pattern. Another feature is the ability to search only the files you want searched. The program offers wild-card-character, file-date, and subdirectory options.

On the IBM PC XT, Golden Retriever Pup can search through 2000 characters per second, according to S K Data.

The program requires an IBM PC, XT, AT, or compatible with MS-DOS or PC-DOS 2.0 or higher. It is menu-driven and not copy-protected.

Price: \$99.

Contact: S K Data Inc., P.O. Box 413, Burlington, MA 01803, (617) 229-8909.
Inquiry 768.

A Braille Interface Terminal

The Braille Interface Terminal consists of a 20-cell braille display that serves as a window to the computer screen, a braille keyboard, a joystick, a full-slot card, and software that provides commands to maneuver the window around the screen.

The Braille Interface Terminal runs on the IBM PC, XT, AT, and compatibles. You can enter data and commands

into the computer from either the braille keyboard or the PC's keyboard. With the joystick, you can maneuver the window, moving down and across lines and columns. You can also maneuver the window with the keyboard, either tracking the cursor as it moves around the screen or monitoring a 20-character window while entering data.

Review commands enable you to move the window to any screen location or jump to the beginning or end of a line, or to the top or bottom of the screen. A Find function is also provided. You can send control commands to the computer from the braille keyboard.

Other features include WordPerfect commands and macros that let you perform most functions from the braille keyboard, and a menu-manager program that assists you in managing your hard disk drive from a braille menu.

Price: \$4195.

Contact: Telesensory Systems Inc., 455 North Bernardo Ave., Mountain View, CA 94043, (800) 227-8418 or (415) 960-0920; in California, (800) 874-9009.

Inquiry 769.

The Sensual Keyboard

Northgate takes behaviorist philosophy to the typist. According to company president Arthur B. Lazere, Northgate's C/T (which stands for click/tactile) keyboards give you a "positive entry sensation," which results in faster typing speeds and fewer errors. The keyboards come in 84- and 101-key versions and work with the IBM PC, XT, AT, and compatibles.

The 101-key keyboard includes 12 function keys arranged across the top in the standard 101-style format. Both keyboards feature lighted indicators for the Caps Lock and Num Lock keys, and enlarged Shift, Enter, Control, Alt, and Backspace keys.

continued

2 new monitors for the System/2.[™]

2 good to be true.

Some people shy away from technological change. But at Amdek[®], we look upon change as an opportunity.

And now that there's a new generation of PC's, we have the opportunity to introduce you to 2 new monitors from Amdek—the 732 color and 432 monochrome.

The meticulous details.

From the beautifully styled cabinet to the flicker-free screen, these new monitors are unmistakably Amdek.

Text so sharp, you'll think your newspaper is blurry by comparison. Graphics so colorful, you'll have a tough time trying to think of a hue you can't incorporate.

And because the Amdek 732 and 432 are compatible with IBM's[®] new Personal System/2[™] Video Graphics Array (VGA) and MultiColor Graphics Array (MCGA), the image of all your programs will look better than you've ever imagined.

The 732 allows you to choose from a palette of over 256,000 colors—up to 256 colors at once. And the text switch delivers clear single color text for word processing.

The black and white of it.

For the ultimate in monochrome, the 432 features a large 14-inch flat surface screen that projects visually larger black type against a high-contrast white phosphor background. The impression is more like ink on paper.

Combine these features with our non-glare screen and tilt/swivel stand, and you'll see that Amdek has thought of everything.

Then compare our monitor price against other monitors compatible with the System/2.


We think you'll enjoy that benefit, 2.

 **AMDEK**

Clearly the finest in monitors.

1901 Zanker Road, San Jose, CA 95112 Phone: 800/PC-AMDEK (800/722-6335) FAX: 408/436-8187

Circle 11 on Reader Service Card



IBM is a registered trademark of International Business Machines Corp. Personal System/2 is a trademark of International Business Machines Corp.

Price: 84-key version, \$79; 101-key version, \$99.
Contact: Northgate Computer Systems, 2905 Northwest Blvd., Suite 250, Plymouth, MN 55441, (800) 328-8907 or (612) 553-0631.
Inquiry 770.



MagniView 200 for overhead projectors uses a 4-3 aspect ratio.

MagniView's Overhead Interface

MagniView 200 is a 12.6- by 12.5- by 1.1-inch monochrome LCD display with an 8.3- by 6.2-inch screen size and 640- by 240-bit resolution. The 3½-pound display fits onto a standard overhead projector, and the 4-3 aspect ratio of the screen (identical to that of a computer monitor) provides distortion-free image projection of text and graphics. A built-in fan, infrared filter, and heat-tolerant liquid crystals are designed for heat-tolerant operation. Top-mounted, on-board controls let you differentiate between like colors when translating them to a monochrome display.

MagniView 200 interfaces with the IBM PC, XT, AT, and compatibles with CGA graphics, and with Apple IIs and compatibles. The unit plugs into the RGB or composite video output. Included is Presentation Partner software for IBM PCs and compatibles, which lets you capture screen displays from applications software. Options are a "Y" video cable for displays to a second monitor, and a carrying case.

Price: \$1195; video cable, \$45; carrying case, \$65.
Contact: Dukane Corp., 2900 Dukane Dr., St. Charles, IL 60174, (800) 634-2800; in Illinois, (312) 584-2300.
Inquiry 771.

Music Editing, Scoring, and Arranging

RolandCorp's M.E.S.A. (Music Editor, Scorer, and Arranger) has song, score,

and print modes that let you record, edit, and print music.

You can enter music using a MIDI instrument, mouse, or keyboard. M.E.S.A.'s song mode includes a 65,000-note capacity, eight tracks, programmable tempo changes per beat, timing offsets of any beat by any number of clock pulses, and looping function by track or song. You can name or mark tracks; apply MIDI event filters during or after recording; and edit notes, beats, bars, phrases, and tracks. A graphics display assists you in cutting and pasting.

Score mode displays phrases in standard musical notation on your screen. You can create complete compositions and individual notes, and insert, delete, and modify MIDI events. You can also prepare scores for printing and insert text, phrase marks, triplet brackets, clefs, and other musical symbols. By using the mouse, you can also draw special symbols or markings on the screen.

In the print mode, you can view a page of music as it will appear when printed. With a Hercules monochrome or EGA display, you can view up to eight staves simultaneously; with a CGA, you can view five. You cut and

paste individual measures and print to dot-matrix and laser printers and plotters.

M.E.S.A. runs on the IBM PC, XT, AT, and compatibles with MS-DOS 2.0 or higher; 512K bytes of RAM (640K bytes recommended); an EGA, CGA, or Hercules graphics cards; and a parallel printer port. A Microsoft or Mouse Systems mouse is optional. Also required are a Roland MPU-401 MIDI Processing Unit and Roland MIF-IPC interface card. The package supports all MIDI instruments, Roland reports.

Price: \$695.
Contact: RolandCorp U.S., 7200 Dominion Circle, Los Angeles, CA 90040-3647, (213) 685-5141.
Inquiry 772.

Slideworks Graphics

Slideworks lets you create pie charts, bar and line graphs, text charts, pictures, and maps. The package includes a color palette of 64 hues and a library of 24 predefined images. Printer drivers support HP LaserJet II, IBM Color Jetprinter, and Epson dot-matrix printers.

Template guides, preformatted charts, and recommended colors are designed to speed chart formatting. Customizing tools include a draw feature for boxes, circles,

ellipses, and lines; a choice of seven typefaces; support for an international character set; a choice of foreign languages; horizontal, vertical, and video frame templates; and editing features. The program supports most spreadsheet and word-processing programs.

Slideworks runs on the IBM PC, XT, AT, and compatibles with 512K bytes of RAM, MS-DOS or PC-DOS 2.1 or higher, and two floppy disk drives or one floppy disk drive and one hard disk drive. The program supports EGA and CGA graphics; it does not support Hercules graphics.

Price: \$249.
Contact: Management Graphics Inc., 1450 Lodestar Rd., Unit 1, Downsview, Ontario M3J 3C1, Canada, (416) 638-8877.
Inquiry 773.

Thermistor Analyzer

ThermiCalc assists you in determining the resistance-temperature parameters of Fenwal Electronics' thermistors. You can develop complete curves in 1-degree increments for the product through its operating range, or develop specific resistance-temperature relations for a particular application.

You can select from several different types of thermistors. Basic formulas and descriptions of types of thermistor products are available in the program's glossary.

ThermiCalc runs on the IBM PC, XT, AT, and compatibles with IBM BASICA or equivalent, 256K bytes of RAM, and two floppy disk drives.
Price: \$38.50.
Contact: Fenwal Electronics, 450 Fortune Blvd., Milford, MA 01757, (617) 478-5255.
Inquiry 774.

continued

Tandy Computers:
Because there is
no better value.™

The New Tandy® 1000 TX



The most affordable
 80286-powered
 PC compatible
 made in America.

Our new Tandy 1000 TX features an 8 MHz 80286 microprocessor, for far greater processing power than ordinary PCs. This brings true 16-bit technology, previously found only in "AT®" class machines, to an affordable PC.

The Tandy 1000 TX is outfitted with a new 720K 3 1/2" disk drive, and there's room to add a second internal 3 1/2" or 5 1/4" disk drive.

The 1000 TX includes features you'd expect to pay extra for, like monochrome and color graphics adapters, a printer adapter, joystick adapter and an RS-232C serial port—ideal for connecting a mouse. We also include MS-DOS® 3.2, GW-BASIC—even our new Personal DeskMate™ 2 software.

The Tandy 1000 TX comes with 640K RAM and five card slots for expansion. Add more memory, an internal modem, a hard disk card—or an adapter for connecting the 1000 TX to your workgroup environment.

Come to Radio Shack and see the new Tandy 1000 TX today. (25-1600)

Send me a new 1988 computer catalog.

Name _____

Company _____

Address _____

City _____ State _____

ZIP _____

Phone _____

Mail To: Radio Shack
 Dept. 88-A-1192
 300 One Tandy Center
 Fort Worth, TX 76102

Radio Shack®
The Technology Store™

A DIVISION OF TANDY CORPORATION

AT/Reg. TM IBM Corp. MS-DOS/Reg. TM Microsoft Corp.

Circle 193 on Reader Service Card

No-slot 80386 Upgrade

The 386Eagle is an 80386-based add-in board designed to "sidesaddle" the floppy/hard disk controller of an IBM PC AT or compatible. It's also available for the IBM PS/2 Models 50 and 60. The board measures 4.4 by 5.5 inches and includes a 16-MHz 80386 processor, 512K bytes of RAM, and a 32-bit data bus.

On an AT or compatible, the board mounts onto the disk controller's G-35 connector and plugs into the socket of your system's 80286 chip via a conversion cable. According to Application Engineering, the 386Eagle can increase system performance by as much as four times.

An 80-pin connector lets you add up to 4 megabytes of expansion memory. An optional 80287 math coprocessor is also available.

Price: \$1695.


Contact: Application Engineering and Associates Inc., 3420 East Shea Blvd., Suite 227, Phoenix, AZ 85028, (602) 996-7762.
Inquiry 775.

Control Your VCR via Your PC

The VCR Controller Card from Innovative Tech Works lets you control up to two professional-style video tape recorders—those recorders equipped to use the SMPTE RS-422 serial communications protocol.

The card takes up a full slot in your IBM PC or compatible. You can control most front-panel functions of your VCR and develop your own control programs. A software-development driver works with most programming languages. You can perform single-frame edits and edit control sequences using the card.

The card is designed for use with most paint and animation programs and can control most devices that use the RS-422 protocol, including



The 386Eagle upgrades your AT without using a slot.

recently released special effects devices and character generators.

Price: Single-channel model, \$795; dual-channel model, \$995.

Contact: Innovative Tech Works, 405 Battleground Ave., Suite 200, Greensboro, NC 27401, (919) 370-0855.
Inquiry 776.

Prolog Compiler

The Cogent Prolog Compiler offers a full implementation of the standard Edinburgh Prolog language with over 150 predefined procedures. It provides support for real, string, and database reference types, and the development environment includes the Prolog Compiler and Interpreter, as well as a window-based debugger, help subsystem, and dynamic loader. The compiler also offers user-programmable windowing, screen control, and error trapping and handling.

Sample Prolog expert-system, language-processing, and decision-support programs are included. The runtime version requires an IBM PC or compatible with at least 256K bytes of RAM. To run the compiler, you need 384K bytes of RAM.

Price: \$200.
Contact: Cogent Software Ltd., 21 William J. Heights, Framingham, MA 01701, (617) 875-6553.
Inquiry 777.

Menu At Work

Menu At Work is a DOS shell that lets you access DOS commands and hard disk directories and subdirectories via menus.

Menu At Work can organize a hard disk file menu automatically, or you can create custom menus. The program provides password protection and presents DOS commands in plain-English menus. Menu At Work also lets you create reports on system usage.

Menu At Work runs on the IBM PC, XT, AT, and compatibles with MS-DOS or PC-DOS 2.1 or higher, 256K bytes of RAM, and a hard disk drive.

Price: \$195.
Contact: Management Science Associates Inc., 6565 Penn Ave. at Fifth, Pittsburgh, PA 15206-4490, (412) 362-2000.
Inquiry 778.

3-D Graphics with Lotus 1-2-3

Intex Solutions' 3-D Graphics is a Lotus 1-2-3 add-in that lets you create three-dimensional bars, joined bars, financial bars, lines, and surface charts using Lotus 1-2-3 data.

3-D Graphics enables you to select axes automatically or manually, add titles and axis labels, and produce either color or black-and-white graphics. You can represent 100-by-100 data arrays for surface plots, and 10-by-100

arrays for line and bar charts.

The program also lets you rotate the graph to view it at different angles, color contour, and view hidden lines on surface plots. You can save your graphics to disk as a picture file, then print or edit them with PrintGraph, Freelance, or Manuscript.

3-D Graphics runs on IBM PCs and compatibles with PC-DOS or MS-DOS 2.0 or higher; 256K bytes of RAM; a CGA, EGA, or Hercules board; and Lotus 1-2-3 version 2.0 or higher.
Price: \$79.95.

Contact: Intex Solutions Inc., 568 Washington St., Wellesley, MA 02181, (617) 431-1063.
Inquiry 779.

Zoom's \$199 2400-bps Modem


Zoom/Modem HC 2400 is a 2400-bit-per-second, half-card modem for the IBM PC, AT, XT, and compatibles. The modem supports the Hayes AT command set as well as Bell 103A, Bell 212A, and CCITT v.22 bis protocols. Features include auto-answering, auto-dialing, dial-tone detection, an on-board speaker, a second jack for a telephone set, adaptive equalization, on-board power-up, and analog loop-back diagnostics.

Zoom Telephonics says that the unit's high-speed 16450 UART is designed to ensure compatibility with the contemporary crop of 80286- and 80386-based systems that operate at 8 MHz and above.

The Zoom/Modem HC 2400 is FCC-registered and has a two-year warranty. It's shipped with ProComm communications software, which includes terminal emulation; XMODEM, YMODEM, and Kermit communications protocols; script files; and a host mode.

continued

Magnavox Multimode Display means VGA compatibility...



*Actual un-retouched photograph

... in addition to auto-frequency selection for CGA, EGA, PGA, and AT&T graphics. Plus we offer you a top-notch color image, full input selection, and line level audio for interactive applications.

For additional information on the Magnavox Multimode or our full line of computer display products, call 1-800-223-4432, in TN call 615-521-1601.

MAGNAVOX

Smart. Very smart.

© 1987 N. A. P. Consumer Electronics Corp. A North American Philips Company
IBM is a registered trademark of IBM Corp. AT&T is a registered trademark of AT&T.

Circle 125 on Reader Service Card
Multimode Display suggested retail \$899.

IBM-AT SPEEDUP

THE HIGH PERFORMANCE
SpeedInjector™ from Ariel



For the CPU: The XCELX 286/287 variable speed control allows you to fine tune your CPU speed between 6 and 13 MHz. Most 6 MHz ATs reach 9.8 MHz (maximum speed is based on system configuration). Some Features: Automatic speed timing for the speed limiting ROM BIOS Δ Mode Switch for switching between the Standard and Variable set speed Δ Full hardware reset Δ Easy plug-in installation.

For the 80287: Independent speed controls for the 80287. Selectable from the Standard 2/3 CPU speed, 8, 10, 12, 14, 16 MHz actual 80287 speed. The fastest 80287 speeds available.

XCELX Models:

The Desktop Version - Variable CPU control, Mode switch and hardware Reset switch are all conveniently located on an easy-to-use desk-top controller (#XA03-R) **\$159.95**

The Rear Mount Version - CPU controls and Reset switch mounts on the rear of the AT (#XA01-N) **\$ 99.95**

The Speed Utilities® - Software for XCELX that will Δ Display exact XCELX speeds for fine tuning of CPU speed Δ Speedup hard disk Δ Correct floppy disk "Drive Not Ready" access Δ Speedup keyboard (#SU01-A) **\$ 39.95**

MIL Spec Crystals - The famous Ariel Crystals for old ROM ATs. Choose from (Crystal/CPU speed) 16/8, 17/8.5, 18/9, 19/9.5, 20/10 (#CA1-16/17/18/19/20) **\$ 19.95**

Call About FAST RAM, 80287 and 80286

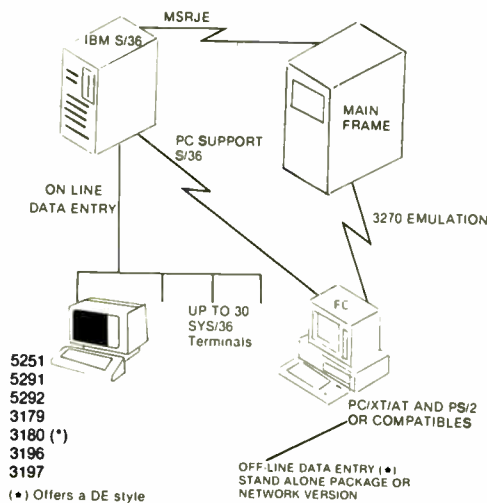


Order Line:
800-641-3322 Ext. 1110
Direct Line:
201-788-9002

Post Office Box 866 Δ Flemington, New Jersey Δ 08822

DATA ENTRY EMULATOR

HEADS-DOWN DATA ENTRY WITH TWO-PASS VERIFICATION. THE SYSTEM IS POWERFUL, EASY-TO-USE AND SUPPLIES YOUR OFFICE WITH THE LATEST IN DATA ENTRY SOFTWARE.



- 5251
 - 5291
 - 5292
 - 3179
 - 3180 (*)
 - 3196
 - 3197
- (*) Offers a DE style keyboard.

COMPUTER KEYS
THE DATA ENTRY PEOPLE
(206) 776-6443



PC's \$395
IBM S/36 from \$995
FREE 30 DAY TRIAL PERIOD.

21929 MAKAH ROAD
WOODWAY, WA 98020

WHAT'S NEW

Price: \$199.
Contact: Zoom Tele-phonics Inc., 207 South St., Boston, MA 02111, (617) 423-1072.
Inquiry 780.

Complete 386-Based System

Hertz Computer Corporation has introduced the Hertz AT386 Plus Model 80, a fully loaded 80386-based system. Included in the 16-MHz system is 2.5 megabytes of high-speed 32-bit RAM, an 80-megabyte hard disk drive with an average access time of 28 ms, a 60-megabyte tape-backup unit, a 2400-bps internal modem with communications software, a combination MDA/CGA/EGA card, a color monitor, and MS-DOS 3.2.

The system comes with your choice of any combination of two of the following: a 5 1/4-inch 360K-byte disk drive, a 1.2-megabyte 5 1/4-inch disk drive, and a 720K-byte 3 1/2-inch disk drive. The system has single parallel and serial ports, a 101-key keyboard, a 195-watt power supply, and eight full-length expansion slots, including two 32-bit, four 16-bit, and two 8-bit. There's also a socket for an optional 80287 or 80387 math coprocessor.

Price: \$6995.
Contact: Hertz Computer Corp., 325 Fifth Ave., New York, NY 10016, (212) 684-4141.
Inquiry 781.

Reorganize Your Hard Disk

DS Optimize lets you reorganize your hard disk so that physical files reside in one location. According to Design Software, the program can optimize a badly fragmented 10-megabyte hard disk in 8 minutes.

DS Optimize lets you reorganize your entire hard disk, selected directories, or files within a directory. You can also place the two directo-

ries you read from and write to most often in certain areas on the disk to reduce access time.

The program features diagrams that display your hierarchical directory tree structure and which disk clusters are used by a directory or file. It also features copy, erase, and locate functions, and it enables you to move files between sub-directories and create and remove subdirectories.

DS Optimize runs on IBM PCs and compatibles with MS-DOS or PC-DOS 2.0 or higher and 256K bytes of RAM.

Price: \$69.95.
Contact: Design Software Inc., 1275 West Roosevelt Rd., West Chicago, IL 60185, (312) 231-4540.
Inquiry 782.

Financial Reporting

Javelin Plus combines spreadsheet, database-management, and graphics capabilities to let you perform financial analysis. The program consists of a central information base surrounded by 10 ways of entering, manipulating, and reporting data. It is designed for working with both numeric and non-numeric information that must be included as data in an analytic model.

Javelin Plus lets you enter text or dates anywhere you can enter a number. You can use dates in formulas, calculate days between dates, compare dates, and find the start and end dates of variables.



You can select or sort records in a list as part of your model and summarize database information over time.

The program also includes snap-in building blocks. These enable you to perform what-if analyses, design and implement data-entry forms, and perform multiple-regression and histogram analysis.

Other new features include a range restriction that lets macro-driven models

continued

Print Master lets people share printers



Get the most out of your expensive resources—your people, your computers and your printers—with Print Master by BayTech. Not only does it let your people and computers share all of your printers, its buffer keeps them working instead of waiting.

Easy to set up, easy to use

Initial setup is menu-prompted and allows you to configure Print Master to your application. You decide which ports are input and which are output. You also set such functions as baud rates, handshaking, timeout, how you select a printer, etc.

After setup, you simply cable Print Master between your computers and printers, and you're ready to go. BayTech's Memory Resident Program lets your PC users select printers via function keys that correspond to a menu window.

Print Master keeps everything running

All users can send data simultaneously to Print Master's dynamically allocated buffer, keeping your people and computers working. This first-in-first-out buffer also sends data to all printers simultaneously to keep them running at full capacity. The buffer size? A big 512K that's expandable to one megabyte.

Eleven models with serial and parallel

An advantage of Print Master is its flexibility: Any port can be a computer port or a printer port. Choose from eleven models with different combinations of serial and parallel ports. Print Master internally converts serial to parallel and vice versa on combination serial/parallel models. Six ports, \$795. Eight ports, \$895. Ten ports, \$995.

Non-buffered models from \$339. GSA pricing available.

Want details?

Contact your dealer or Bay Technical Associates for information about Print Master and BayTech's complete line of data communications products, proudly made in the U.S.A.



BayTech


Bay Technical Associates, Inc.
Data Communications Products Division
200 N. Second St., P.O. Box 387
Bay Saint Louis, Mississippi 39520
Telex 910-333-1618 BAYTECH
Phone 601-467-8231 or
800-523-2702



Circle 31 on Reader Service Card

B Y T E 1987 Extra Edition • Inside the IBM PCs 25

Introducing multi-channel communications boards 400% faster than what you're probably using now.



Introducing the DIGIBOARD COM/Xi Series front-end processor. Intelligent multi-channel communications boards 400% faster than the industry standard.

Like our popular COM/X Series, they provide users of PC/XT/AT-compatible computers with four or eight individually addressable serial ports. But with the new COM/Xi series we've added:

- an 80188 co-processor operating at 10 MHz
- 256K of dual-ported RAM + 16K of ROM, all accessible to user/ programmers for application and security software development
- a modular design that allows us to custom-tailor I/O to individual customer requirements.

On-board intelligence means more speed for multi-user operating systems and multi-channel data collection and dissemination.

And makes the new DIGIBOARD COM/Xi Series a more intelligent choice for you.

DigiBoard
Plugging you into Tomorrow.

Call 1-800-344-4273. In Minnesota, (612) 922-8055.

specify a data-entry area on a worksheet and prevent unauthorized modification of other parts of the worksheet, and a /File Run command that lets you incorporate DOS commands or other programs into applications processing. You can automatically import all variables from another model, and read DIF, SYLK, WKS, WK1, WRK, and comma-delimited files. Graph types added include high/low/close, mixed line and bar charts, and XY plots with up to seven variables. Javelin Plus also supports the Apple LaserWriter and other PostScript printers.

Javelin Plus runs on IBM PCs and compatibles with MS-DOS or PC-DOS 2.0 or higher, 512K bytes of RAM, and two disk drives. The program comes on 5¼-inch floppy disks, but 3½-inch disks are available for \$30 extra. It is not copy-protected.

Price: \$249.

Contact: Javelin Software Corp., One Kendall Square, Bldg. 200, Cambridge, MA 02139, (617) 494-1400.

Inquiry 783.

Turn Your PC Into a Logic Analyzer

You can use Heathkit's IC-1001 Logic Analyzer to study circuits with sequential or combinational logic. It connects to your IBM PC or compatible through an RS-232C serial port, and you can use it in circuits operating at up to 10 MHz.

The IC-1001 is a 16-bit analyzer that provides 16 data lines for checking a 16-bit-wide data bus or 16 separate logic test points. A clock input and two clock qualifier inputs are also provided. It's compatible with both TTL and 5-volt CMOS logic.

The accompanying software lets you display state and timing, including hexadecimal/octal and ASCII equivalents. You can also perform checksum operations with bit selection.

You can configure the IC-1001 to capture a specific sequence of pulses and use a single or repeating trigger with selectable time delay to capture a window of pulses. A delay mode enables you to acquire data up to 50,000 pulses after trigger; a non-delay mode lets you view events 2000 pulses before trigger.

The IC-1001 can communicate between 300 and 19,200 bps. Oscilloscope trigger outputs are provided. The product measures 1.75 by 9.25 by 8.5 inches.

Price: \$269.

Contact: Heath Co., Dept. 150-935, P.O. Box 1288, Benton Harbor, MI 49022, (616) 982-3200.

Inquiry 784.

PS/2-Compatible Light Pen

FTG Data Systems' PXL-350/4 is a light pen for the IBM PS/2 Model 30. The package includes a controller board, software, and an adapter cable.

The company's light pen was originally developed for use with CGA and EGA adapters to deliver pixel-level resolution and hardware interrupts for Microsoft Windows. The PXL-350/4 is also compatible with DCA's E78Plus and other 3270 emulation products.

Price: \$189.

Contact: FTG Data Systems, 10801 Dale St., Suite J-2, Stanton, CA 90680, (800) 962-3900; in California, (714) 995-3900.


Inquiry 785.

Interactive Waveform Analysis

Interactive Waveform Analysis is a program designed to assist physical- and life-science teachers and researchers in studying the properties of periodic functions and conducting experiments with waveforms.

You begin by entering be-

continued



Real programmers don't use dBASE. Or do they?

We're finding that some very swift programmers are using it to write some very fast applications, and are completing their projects much more quickly.

But they cheat.

They use our Clipper™ compiler to combine dBASE™ with C and assembler.

With dBASE used like pseudo-code, they can then quickly create prototypes that actually run.

Then, with dBASE doing the high-level database functions, they use our Clipper compiler to link in C or assembly language modules from their own bag of tricks.

And they're finding that they're linking in less than they expected because Clipper compiled code runs so fast and because of Clipper's built-in enhancements.

Clipper includes easy networking that provides file and record locking the way it should be done.

Fast screens that can be treated as memory variables and eliminate the need for direct screen writes and all that tortuous heap management code.

Box commands that make windowing a breeze. And more.

So if you'd like to use your time more productively, check us out:

Nantucket Corporation,
12555 W. Jefferson Boulevard,
Los Angeles, CA 90066.

Or if you're on deadline, call
(213) 390-7923 today.

Clipper could get you out of the soup.



 Nantucket®

© Nantucket Corporation 1987. Clipper is a trademark of Nantucket Corporation; dBASE isn't. In Europe: Nantucket Corporation ('Europa') 2 Bluecoats Avenue, Fore Street, Hertford, Herts SG14 1PB Telephone 0992 554621

Circle 146 on Reader Service Card (Dealers: 147)

B Y T E 1987 Extra Edition • Inside the IBM PCs 27

WHAT'S NEW

There's danger ahead if you don't backup your data!

The hidden dangers of destructive disk crashes, perilous power surges, and catastrophic keystroke errors lurk just around the corner. The safety of the precious data you've spent countless hours on is threatened. What is the solution?

110 megabyte

LOST DATA

ONLY \$295.00

The Imager tape backup system offers complete data protection. The imager utilizes your home or business VCR and connects to any standard PC expansion slot. The imager offers sophisticated software that allows you to backup or restore an entire disk with a single command or individual files by name or date. NEVER LOSE DATA!


Dealer inquiries welcome.
Call today for more information: (408) 438-6861

autofax Corporation

4113A Scotts Valley Drive, Scotts Valley, CA 95066.

**Keyswap 4.0 Applications Manager:
The cure for the common software headache.**

The problem with most applications programs is that they don't work your way. Keyswap finishes the job of the software developers by letting you customize all the programs you now use quickly and easily. It saves time and reduces errors by adding:



- Powerful windows** that permit rapid movement between applications and automatic cut-and-paste from one to another.
- Context-sensitive prompts and sub-menus** to guide new and infrequent users.
- Groups of single-key macros** that activate automatically only at the appropriate points within an application.
- Simple question-and-answer dialogs** that replace complex command strings.

Best of all, the Keyswap 4.0 Applications Manager is only \$99.95 single-user (not copy protected), or \$149.95 for the Office-Pak™ which includes 5 extra run-time copies. Order now and you'll also get a large library of pretested macros, a year's free subscription to MACRO UPDATE and access to Maverick's Applications Hot Line.

LIFETIME WARRANTY!

If the Keyswap 4.0 Applications Manager™ ever fails to meet your needs, simply return it in good condition for a full refund.

MAVERICK SOFTWARE
'Building better software and backing it better

To order your copy, or for more information, call:
1-800-248-3838 (in MA, 617-662-0856)



Maverick Software, Inc. • 533 Main St. • Melrose, MA 02176

tween 50 and 500 data items. The program then performs a Fourier analysis and produces a trigonometric series consisting of a constant term plus N/2 harmonic terms. You can view the analysis graphically in both time and frequency domains, in addition to tabular form. You can save results to disk and perform screen dumps to your printer.

After the initial analysis, you can compute derivatives of the original and all derived functions and display their waveforms and spectra.

The program also includes a module that lets you perform cross-correlations between series pairs with various lags and leads.

Interactive Waveform Analysis runs on IBM PCs and compatibles with PC-DOS or MS-DOS 2.0 or higher, 256K bytes of RAM, two disk drives, and a graphics display. It is available on both 3½- and 5¼-inch floppy disks. **Price: \$59.95.**

Contact: Mathematical Software Co., P.O. Box 12349, El Cajon, CA 92022, (619) 940-0343. **Inquiry 786.**

W.O.R.K. At Home

Britannica Software's W.O.R.K. At Home is an integrated program that includes word-processing, database, spreadsheet, and report modules.

The word-processing module lets you create documents up to 10,000 characters long with 128K bytes of up to 24,000 with 256K bytes or more. The database module supports up to 20 fields, with a maximum field length of 33 characters. You can have up to 360 records per disk. The spreadsheet measures 26

columns by 99 rows.

W.O.R.K. At Home runs on IBM PCs and compatibles with MS-DOS 2.0 or higher and 128K bytes of RAM. **Price: \$59.95.**

Contact: Britannica Software, 185 Berry St., San Francisco, CA 94107, (415) 546-1866. **Inquiry 787.**

24-pin Combination Printer/Plotter

JDL's 850 GL+ and 850 EWS 24-pin printer/plotters can print in 14 colors and support automatic paper feeding for A-through C-size paper and vellum in engineering and architectural formats. They print lines of 16-inch letter-quality text.

The JDL-850 GL+ is compatible with A-through E-size HP plotters. A 1-megabyte plot spooler and five standard fonts are provided. The GL+ prints 360 characters per second in draft mode and 144 cps in letter-quality mode. It's compatible with the Diablo 630, IBM 5182 Color Graphics, and Epson printers. Options include font cards, additional printer emulations, and a dual-bin sheet feeder.

The JDL-850 EWS is the same as the GL+ but is not compatible with the HP Graphics Language.


The EWS comes with either a Centronics parallel or RS-232C serial interface; the GL+ has both. They measure 25.5 by 16.8 by 7.5 inches.

Price: JDL-850 GL+, \$3845; JDL-850 EWS, \$2495. **Contact:** JDL Inc., 2801 Townsgate Rd., Suite 104, Westlake Village, CA 91361, (805) 495-3451. **Inquiry 788.**

SEND US YOUR NEW PRODUCT RELEASE

If you want us to consider your product for publication, send us full information about it, including its price, ship date, and an address and telephone number where readers can get further information. Send to New Products Editor, BYTE, One Phoenix Mill Lane, Peterborough, NH 03458. Information contained in these items is based on manufacturers' written statements and/or telephone interviews with BYTE reporters. BYTE does not represent itself as having formally reviewed each product mentioned.

Keybored?



Try our Turbo 101.[™] Your computer will never be the same.

Why? Because there's a good chance that the keyboard that came with your computer has about as much feeling as a sponge. Not so with the DataDesk (made in the U.S.) Turbo 101 Enhanced keyboard. You get a keyboard that *feels* good to the touch. And its exclusive tactile-feedback keys let you type faster—with fewer mistakes than ever before—regardless of what PC/XT[®]/AT[®] or compatible you are using.

And that's not all. The "Selectric" typewriter layout of the Turbo 101 is ideal for word processing. The separate cursor and numeric pads end the need to toggle num-lock, dramatically simplifying all spreadsheet and data-entry operations. The Turbo 101 incorporates all the features of the new IBM Keyboard Standard plus many improvements carefully designed to improve your hands-on computing performance.

Better yet, it's never been easier to increase your productivity. There's nothing complicated to learn—just plug in the Turbo 101 and start typing! You'll get a new feeling about your computer. (You'll notice the difference from the very first keystroke).

Don't wait to get your hands on the DataDesk Turbo 101 Enhanced keyboard. Right now, you'll receive your choice of Borland's Turbo Lightning[®] or SuperKey[®] software absolutely free (a \$99 value!) with each Turbo 101. And to be sure you're completely satisfied, you get a 30-day, money-back guarantee and a two year warranty. There's no better time to see how good you and your PC can feel with our Turbo 101.



Here's how the critics feel about the Turbo 101:

“ I have absolutely no hesitation in recommending the DataDesk Turbo 101.

Jerry Pourmelie
Byte Magazine ”

“ DataDesk International has designed a sturdy and handsome keyboard that has a tactile response . . . it is the hardware bargain of the year.

Charles Humble
Oregonian ”

“ For ingenuity of design and sheer dollar-value, the Turbo 101 is very hard to beat.

Curt Suptee
Washington Post ”

“ I recently had a chance to use Word 3.0 and DataDesk's 101 Key keyboard. The result was superb.

Bill Machrone
PC Magazine ”

Act now and get Borland's Turbo Lightning or SuperKey FREE with your Turbo 101 Keyboard. All for only:

\$149.95*

Please send me _____ Turbo 101 Enhanced Keyboards at \$149.95 each plus \$10 each shipping and handling. California residents must also include \$9.75 each sales tax. Include with each keyboard:

_____ Turbo Lightning _____ SuperKey

Name _____

Company _____

Street Address _____

City _____ State _____ Zip _____

Phone _____ Computer Type _____

Method of payment: Check Visa MasterCard

Credit Card No: _____ Exp. _____

AT&T & PCjr compatible version available for \$174.95; Macintosh compatible version with 101 KEYS[™] for \$169.95

To order by phone call:
(800) 826-5398
In CA (800) 592-9602

datadesk
INTERNATIONAL
760 Haskell Avenue Van Nuys, CA 91406

*with purchase of Turbo 101 enhanced keyboard

All DataDesk International products are registered trademarks or trademarks of DataDesk International, Inc. Other brand and product names are trademarks of registered trademarks of their respective holders. Copyright 1987 DataDesk International

MADE IN USA

Circle 71 on Reader Service Card (Dealers: 72)

Introducing Microsoft Bookshelf.

Meet the most useful, exponentially powerful writing tool since the word processor.

It's as if E.B. White, Samuel Johnson, Pierre Roget and John Bartlett created the definitive writer's reference. A Style-Guide-Dictionary-Thesaurus-Quotebook-Almanac-Fact Finder-Speller-Editor-Form Maker-ZIP Code®

Directory-Business Information Sourcer.

Ten of the most helpful reference and writing tools ever. Together. In one electronic bookshelf. Camped in your computer. Microseconds away.

The CD that's music to your PC.

Microsoft® Bookshelf™ CD ROM Reference Library applies audio compact disc laser technology to your PC. You get electronic access to key references. Instantly. Logically.

It's easy to learn, easy to use. Because there aren't any humps to get over. You're up to speed in no time.




The ultimate



Just hit ALT-Shift. Bookshelf's at your command. Use the keyboard or mouse to get a definition. Find a quote. Check a fact. Edit a phrase. Spell relief. Zip to a ZIP Code. More.

In just seconds, Bookshelf searches the source, calls the information to the screen. You can paste it right into your document. Next?

Say goodbye to physically jumping from book to book. There's no lifting. No thumbing. Agonizing. Stopping. Starting. No derailing your train of thought. Nothing comes between you and your writing.



It rooms with your PC.


Bookshelf is memory-resident. It works from within your word processor. So it's always there. A keystroke away.

You'll need a CD ROM drive, so Bookshelf is available with the Amdek LASERDRIVE. Or you can use it with your own drive.

If this sounds like the best of all possible worlds, call (800) 426-9400 for more information or the name of the dealer nearest you.

Microsoft® Bookshelf™

deriving machine.



Reference sources used in Microsoft Bookshelf contain text-only material—no graphics that cannot be reproduced with IBM® extended character set.

In Washington State and Alaska, call (206) 882-8088. In Canada, call (416) 673-7638.

Microsoft is a registered trademark and Bookshelf is a trademark of Microsoft Corporation. IBM is a registered trademark of International Business Machines Corporation. ZIP Code is a registered trademark of the United States Postal Service, and Microsoft is a non-exclusive licensee of the United States Postal Service.

THE
ADVANTAGE



ENHANCED

Kaypro Corporation — electronics innovator since 1952 — has made a good thing even better. The KAYPRO 286i Model C now features a 40-MB hard drive and the 101-key AT-style keyboard. With the latest standard feature enhancements, the KAYPRO 286i is the smartest choice in advanced computer technology.

Advanced.

The heart of the KAYPRO 286i is the 80286 microprocessor — with a processing rate of 10 MHz and a 640-kilobyte RAM. The perfect match for today's high productivity software.

And Enhanced.

The KAYPRO 286i Model C has

a 1.2-MB floppy disk drive, plus a hard disk with 40 MB of storage. The KAYPRO 286i AT-style keyboard features the new 101-key layout with separate cursor control, numeric keypad, and 12 programmable function keys.

Perhaps the nicest surprise about the KAYPRO 286i/C is the suggested retail price of \$2995.

You won't find distinctive metal construction, 10-MHz processing, and free name-brand software that includes WordStar Professional Release 4 in any other AT-type computer. Other company's extras are Kaypro standard features.



Kaypro's Commercial Leasing

See us at **COMDEX** Las Vegas Booth No. 1260

Kaypro's Revolving Charge Plan



The KAYPRO 286i Model C features...



80286, 10-MHz Microprocessor.



An internal hard disk drive with 40 MB of storage.



Enhanced 101-key IBM PC/AT-style keyboard with security keylock.



A 640-KB RAM, expandable to 15 MB.



Bundled software includes WordStar Professional Release 4.

Trademarks: 286i, Kaypro Corporation; IBM, AT International Business Machines; WordStar Professional Release 4, MicroPro International.



For the Kaypro Dealer near you, call 1-800-4KAYPRO.

made in U.S.A.

The importance of IBM's latest microcomputer offering

The Technical Implications of the PS/2

G. Michael Vose

Is there any real technical substance to IBM's new Personal System/2 lineup of machines? Or is IBM simply peddling yesterday's technology augmented by new graphics and an as-yet-unseen, complex, untested new operating system?

These questions form the context for the analyses on the following pages. I've assembled the thoughts of staff editors here at BYTE and combined them with a sampling of opinions offered by people from the microcomputer industry whose ideas we at BYTE respect.

The introduction of the PS/2 generated thousands of column-inches of type given over to endless discussions of what the PS/2 means to clone makers, what it portends for software vendors, and what may happen to a soon-to-be-orphaned generation of machines. Our intent here, however, is to focus on the technology of the PS/2 computers to ascertain whether this technology will make significant changes in the future of personal computing on an IBM platform. These collected ideas may help shed some light on what implications the PS/2 generation holds in store.

The Big Picture

Overall, the observations that follow paint a very positive picture of the direction staked out by IBM's newest product line. The two most significant technologies include the Micro Channel bus and the OS/2 operating system. Closer looks at both of these technologies, as well as the PS/2's new VGA graphics, are of-



ferred elsewhere in this issue. [Editor's note: See "The 32-bit Micro Channel" by Jon Shiell, "TSRs Past and Future: MS-DOS and OS/2" by Ray Duncan, and "PS/2 Video Programming" by Richard Wilton.]

Several general observations can be made about the PS/2 family's technology. First, Intel's 80x86 architecture is well-understood, even though it's disliked by many people. This understanding makes possible chip sets and applica-

tion-specific integrated circuits (ASICs) for building machines more cheaply, as well as reasonable development tools for writing software. Therefore, it is safe to say that an Intel microprocessor-based line of computers is fairly mature.

Maturity may not be considered a technical advantage in science, where creativity in problem-solving is more important. But in the venue of the average microcomputer user, maturity means compatibility and reliability.

In fact, some people think that software has replaced hardware as the standard target for building new computers. John Roach, chief executive officer of Tandy Corp., recently noted, "Most people don't care much about hardware anymore. They just want to know if their favorite software will run on a machine." If this attitude is widely shared, then the hardware of the PS/2 machines will satisfy many people—at least until the OS/2 finally arrives.

Compatibility implies standards, and as a standard, the PS/2 machines' technology

seems solid. But whether IBM allows it to be adopted by other manufacturers concerns BYTE'S editor in chief, Philip Lemmons, who says, "With the introduction of the PS/2 machines, IBM has begun to compete in the personal com-

continued

G. Michael Vose is a BYTE senior technical editor. He can be reached at BYTE, One Phoenix Mill Lane, Peterborough, NH 03458.

puter arena on the basis of technology. This development is welcome because the previous limitations of the de facto IBM standard were painfully obvious, especially in systems software. The new PS/2 'standard' offers numerous improvements: The Micro Channel is a better bus than the PC and AT buses, and it provides a full standard for 32-bit buses. The VGA graphics standard improves on the EGA. The IBM monitors for the PS/2 series take a new approach that will ultimately deliver superior performance at lower prices. IBM is using 3 1/2-inch floppy

disks that offer more convenience, capacity, and reliability than 5 1/4-inch floppy disks. And OS/2, the new system software jointly developed by Microsoft and IBM, will offer advances such as true multitasking and a graphic user interface.

"Yet a cloud hangs over all this outstanding new technology. Like other companies that have invested in the development of new technology, IBM is asserting proprietary rights in its work. When most companies do this in most product areas, we expect and accept it. When one company has the special role

of setting the de facto standard, however, the aggressive assertion of proprietary rights prevents the widespread adoption of the new standard and delays the broad distribution of new technology.

"The personal computer industry has waited for years for IBM to advance the standard, and now, depending on IBM's moves, may be unable to participate in the advancement. If so, the rest of the industry and the broad population of computer users still need another standard for which to build and buy products—a standard at least as good as the one embodied in the PS/2 series."

Whether or not the PS/2 machines set a standard, BYTE senior technical editor Gregg Williams finds noteworthy in the technology of the machines for a variety of reasons:

"The PS/2 design is noteworthy more because it was done by IBM than because of its inherent worth. The design is good, but not great; it opens large areas of future growth (and present incompatibility); and it determines what a large portion of the microcomputer industry, both companies and individuals, will and will not do.

"IBM's use of the Intel 80286 processor in the PS/2 Models 50 and 60 will have a strong fragmenting effect on the IBM PC market (in which I'll include the PC and PS/2 computers and all clones). Imagine what life would be like if IBM had introduced only 80386 machines: An 80386-based operating system, with its protected 8086 mode, would have allowed multiple *existing* MS-DOS applications to run in the same machine. This means that most of your existing IBM PC programs would do multitasking on the new machine, and software developers wouldn't have to agonize over whether to write MS-DOS- or OS/2-compatible programs.

"IBM's exclusive use of 3 1/2-inch floppy disks puts the final nail in the coffin of 5 1/4-inch floppy disks, a process that was begun by Hewlett-Packard, Apple, Commodore-Amiga, and Atari. On the other hand though, IBM's insistence that the mouse pointing device be optional may hurt the company. If less than 75 percent of the installed user base buys mice, developers will think twice before writing programs that use them heavily—and that will limit the range and power of applications that can (and will) be written. With a huge number of PS/2 machines being sold before the graphic interface is available, the fate of the mouse as part of the standard PS/2 configuration is very uncertain.

"I'm not sure how many people will pay \$395 for OS/2 (IBM may bring down

continued

"Mace Utilities 4.0 Best Data Recovery There is Gets Better"

PC Magazine
March 31, 1987



... And Better!

VERSION 4.10

RECOVERY FEATURES

- DIAGNOSE** checks any disk for errors.
- REMEDY** fixes errors, automatically.
- UNDELETE** recovers deleted files easily, automatically.
- UNFORMAT** recovers from an accidental format of your hard disk even when MACE was not installed.
- new Floppy UNFORMAT** recovers from accidental format of a floppy disk.
- new FORMAT-F** floppy formatter. Replaces DOS FORMAT. Includes 'RESURRECT' option, to revitalize weary disks.
- new FORMAT-H** hard disk formatter replaces DOS FORMAT. Guaranteed safe.

HOT-ROD FEATURES

- new Fast UNFRAGMENT** quickly reorganizes segmented files for speedier disk performance.
- VCACHE** buffers data reads and writes in regular, expanded or extended memory for dramatic disk speedup.
- new SORTD** Directory sort.
- new SQZD** Directory path optimizer.
- VSCREEN** Screen speedup.
- VKETTE** Diskette caching for floppies.
- new dbFIX**
Repairs and recovers damaged or lost DBase files, automatically.

**Advanced performance at the
same good price: \$99**

To Order Call
800-523-0258
503-488-0224

Paul Mace
SOFTWARE
400 Williamson Way, Ashland, OR 97520

TRY ORACLE'S \$1295 SQL DBMS FOR ONLY \$199 TODAY. OR ORDER VAPORWARE.

If you're looking forward to OS/2 and the next generation of PC database management systems to enable you to build larger, higher-quality PC applications, you'll be interested to know that:

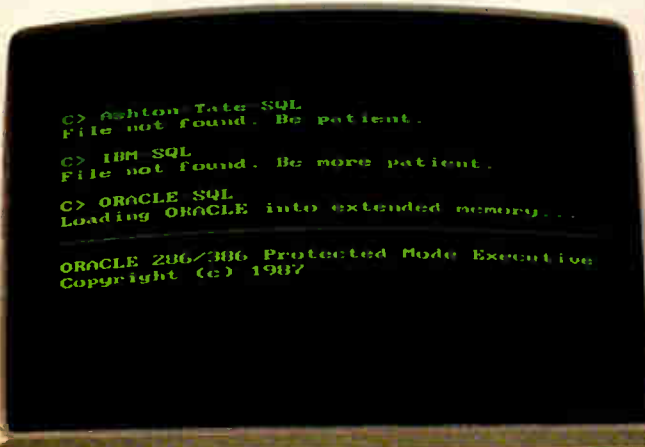
- Ashton-Tate has announced its intention to replace its outdated database technology with a SQL DBMS under OS/2, and
- IBM has announced its intention to offer SQL for OS/2 in its Extended Edition.

All you have to do is wait. Wait for OS/2 and SQL. Wait until mid-1988... or later! Meantime you keep developing with soon-to-be obsolete dBASE™ technology.

But you don't have to wait for SQL on the PC.

Oracle has it now. And you don't have to wait for OS/2 to run programs larger than 640K. The ORACLE® DBMS allows you to run OS/2-size programs under today's MS-DOS™.

ORACLE is the number-one sell-



ing DBMS on both minicomputers and mainframes. If you try PC ORACLE, we think you'll make us number-one on PCs, too. That's why we're making you this special offer.

We've sold thousands of copies of PC ORACLE for \$1295. But now, for a limited time, we will send you the same, full-function version of ORACLE for only \$199.*

That's right. Only \$199 for a PC SQL DBMS that is identical to the ORACLE that runs on minicomputers and mainframes. \$199 for the *only* PC DBMS that lets you

write larger-than-640K, OS/2-size programs and run them under today's MS-DOS.

ORACLE makes it easy to write large, high-quality applications using industry-standard SQL. Applications that run faster. Applications that are easier to use and have more capability. Multi-user, networked applications. Applications that can be devel-

oped on MS-DOS today, and then run unchanged on OS/2, minicomputers and mainframes.

So stop writing dead-end dBASE code today. And stop writing cramped, limited-to-less-than-640K applications. Call 1-800-345-DBMS today. Or use the rightmost coupon. Or mail one of the other coupons. And wait.

ORACLE®

COMPATIBILITY • PORTABILITY • CONNECTABILITY

Call 1-800-345-DBMS today.

Dear Ashton-Tate,

20101 Hamilton Avenue
Torrance, CA 90502

Since you've announced your intentions to go to SQL, I really don't feel like developing obsolete applications in dBASE. I have every confidence your first attempt will be full-featured and bug-free. Send me what you've got, when you get it.

Name _____

Title _____

Company _____

Street _____

City _____

State _____

Zip _____

Dear IBM,

Old Orchard Road
Armonk, NY 10504

Attached is a blank check. I keep reading that you've already announced that you're going to announce SQL for OS/2 and the Personal System/2.

When you do, fill in the check amount. Hope to hear from you sometime in the next couple years.

Name _____

Title _____

Company _____

Street _____

City _____

State _____

Zip _____

Dear Oracle,

PC ORACLE • Oracle Corporation
20 Davis Drive • Belmont, CA 94002

I want to run OS/2 ORACLE on MS-DOS today. I agree to use this license only for application development. I understand all prices include applicable taxes and postage.

Send me (check only one):

- PC ORACLE \$199
 ORACLE + 1MB Extended memory \$599
 ORACLE + 2MB Extended memory \$799

I'm paying by Check VISA MC AMEX

Print Name _____

Date _____

Company _____

Title _____

Street _____

City _____

State _____

Zip _____

Credit Card Number _____

Card Expiration Date _____

Signature _____

BYE



One Oracle Parkway • Redwood, CA 94062 • World Headquarters (415) 866-2800 • Calgary (403) 296-2822 • Ottawa (613) 236-2261 • Quebec (514) 333-6765 • Toronto (416) 809-7788 • ORACLE Systems Australia 01-2-860-8080 • ORACLE Europe 44-044-4071 • ORACLE Systems Hong Kong 002-4-200048
 *PC ORACLE requires an "80386" class PC running DOS 3.1+ with 1MB extended memory (2MB is recommended) and a minimum 10MB hard disk drive.
 Copyright © 1987 by Oracle Corporation. ORACLE is a registered trademark of Oracle Corporation. The other computer names mentioned are sometimes registered trademarks. Even the Vaporware is trademarked. TWA

the price) or how many vendors will design boards that use the 32-bit version of the Micro Channel bus. Another critical factor is IBM's Systems Application Architecture (SAA), which promises to provide a standard user interface for *all* applications. Noting that Apple's success with the Macintosh stems largely from its extremely consistent user interface, I cannot emphasize the role of SAA too much. If it's a lackluster design, it will either cripple the software that conforms to it, or designers will ignore it and go their independent ways—and I don't

know which of these is worse.

"A computer design always grows, in both software and hardware, well beyond what is immediately planned for it, and both the PS/2 hardware and the OS/2 operating system have a lot of elbowroom for future growth. Once the PS/2 becomes the machine on most IBM users' desks, things will be quite nice. It's just the transition that's going to be messy, as usual."

A messy transition also worries Ed Tolson, president of SoftLogic Solutions (Manchester, New Hampshire), who

states, "OS/2 is the missing link between promise and reality. Even once OS/2 is in general use, it will take an additional one to two years before applications developers fully exploit the potential of the PS/2 machines.

"In the meantime, the abrupt and radical shift in system architecture may create major headaches for large user's groups with quantities of both PCs and PS/2 machines. Support and maintenance, in particular, will be significantly complicated by the difficulties of data-swapping and software compatibility created by the 3½-inch disks and by the lack of compatibility of virtually every piece of hardware in the system, necessitating different spare parts for each family.

"Finally, one of the more subtle implications of the PS/2 line relates to the large-scale integration of the components on the motherboard. While this is ostensibly aimed at providing systems that are more reliable, the real motivation behind it is lower manufacturing costs. The upshot for users is that board-swaps for these highly integrated systems promise to be very high in price after the warranty period expires.

"It is hard to be completely comfortable with this new standard when confronted by the tremendous divergence of paths created by new hardware that lacks a clear commitment to the 80386. Although there is an 80386 member of the PS/2 family, it currently just mimics an 80286 machine, albeit twice as fast. The 80286 seems to be the legitimate heart of the PS/2 line. Does this mean there will be another quantum leap in technology in just another couple of years?"

The Micro Channel Bus

The most intriguing technology in the PS/2 family is the high-speed system bus, called the Micro Channel. This bus opens up many new approaches to distributing computing tasks, since it permits a variety of bus masters equal access to a common data path.

Jim Truchard, president of National Instruments (Austin, Texas), a maker of IEEE-488 bus devices, thinks the Micro Channel holds much promise. He says, "The Micro Channel architecture replaces the I/O adapter system found in previous IBM PCs. The new architecture supports the functionality of its predecessor but is not compatible with it, since it attempts to eliminate most of the PC's design deficiencies.

"The Micro Channel architecture supports three connector systems: a 16-bit system with 24-bit addressing, a 16-bit system with a video extension, and a 32-bit system with matched memory cycles

continued

BASIC Programming Tools

There's nothing basic about these professional programming utilities.

Whether you're a seasoned expert or just starting out, we can help you create programs that run faster, work harder, and simply look better. We have built our reputation on customer satisfaction by providing expert advice and quality technical support. All Crescent Software products include source code, demonstration programs, clear documentation, and a 30-day satisfaction guarantee.

■ **QBase** is a superb screen designer and full-featured relational database. Because we include complete BASIC source code, QBase can be customized to suit your needs. Besides its database capabilities, QBase is outstanding for creating custom titles, help screens, and product demos, and includes a versatile slide-show program. **\$99**

NEW!

■ **QBase Report** enhances QBase by generating reports with multiple levels of sorting, automatic record updating, browsing, and transaction posting. As a special bonus, QBase Report includes a complete, ready to run, time billing application for computer professionals. **\$69**

■ **QuickPak** contains more than 65 essential routines for BASIC programmers. Included are programs for windowing, access to DOS and BIOS services, searching and sorting string arrays, creating pull-down and Lotus™ menus, accepting data input, and much more. QuickPak is loaded with examples and tutorial information, and comes with a clever tips and tricks book, plus *The Assembly Tutor* — a complete guide to learning assembly language from a BASIC perspective. **\$69**

■ **By Customer Demand — QuickPak II** More than 30 additional tools, including disk and printer tests to eliminate the need for On Error in your programs,



and a multi-line text input routine that lets you put a note pad with full word wrap anywhere on the screen from within your programs. Other routines include binary file access, more menus, multiple screen save and restore, continuous time display, automatic box drawing, and much more. (Available for use with QuickBASIC only.) **\$49**

NEW!

■ **GraphPak** is an extensive collection of routines for displaying line, bar, and pie charts automatically within your programs. It will create 3-D charts with manual or automatic scaling, titles and legends in any size or style, as well as scrolling and windowing *in graphics*. GraphPak also comes with a sophisticated font editor for customizing your own character sets. **\$69**



CRESCENT SOFTWARE

64 Fort Point Street, East Norwalk, CT 06855
(203) 846-2500

Separate versions are available for Microsoft QuickBASIC and Borland Turbo Basic — please specify when ordering. No royalties, no copy protected, of course. We accept Visa, M/C, C.O.D. and Checks. Add \$3 shipping and handling, \$10 overnight and foreign, \$25 2nd day foreign.

The Ten Recommendations



MODEL 9000

- Fastest programmer on the market.
- Quick & Intelligent programming algorithms.
- Supports Megabit Eproms, including MPUs.
- Programs largest variety of chips incl. Prom replacements, Eproms and EEPROMs.



MODEL 7228

- Programs all popular chips to 512K.
- Intelligent programming algorithms.
- High performance to cost ratio.
- Free communications software.



MODEL 7344 PAL DEVELOPMENT SYSTEM

- Includes programmer, GPC Compiler and communications s.w.
- Program, secure and functionality test 20 & 24 pin pals.
- Supports MMI, NAT, T1, Cypress Erasable CMOS PALS
- A must for any new cost effective design.



MODEL 7128

- Compatible with virtually any computer.
- High performance to cost ratio.
- Programs all popular chips, incl. MPUS
- Free communications software.



MODEL 7956 PLUS


- Programs 8 eeproms at a time.
- Programs all chips, to one megabit, incl. single chip processors.
- Operates serial to 56Kbps or stand alone.
- Ultra fast communications software.



MODEL 705

- Stand alone operation.
- Programs Motorola 68705 Family MPUS.
- One button operation from cycle power to verify.
- Great for production.

NEW!



PCSS-8 SERIAL BOARD

- Eight RS232 ports per card (optional 4 port)
- All eight ports, 100% DOS compatible.
- 32 ports may be added to a PC.
- Optional RS422 to 4000 ft.
- Interrupt driven BIOS Enhancement Software included free.



MODEL 2010 SINGLE BOARD COMPUTER

- 2010B: Intel 8032 Basic v1.1 Solid State EEPROM Disk System.
- 2010M: Machine Language with built-in assembler/disassembler.
- 64KByte RAM, 40 BIT programmable I/O lines.
- RS232 & expansion interface.

NEW!



MODEL ROMX-2 EPROM EMULATOR

- Emulates 2716-27256 eeproms.
- Battery backed up, auto emulate on power-up.
- Low-cost, pays for itself on first project.
- Free 19.2K Serial Communications Software.
- 150 NS access with faster optional.



CPEmulator

- Runs CPM programs on IBM PC/AT/PS2/386s
- No hardware required. (V20 & V30 supported)
- Completely portable.
- Supports complete Z80 Instruction Set.
- CPEmulator & utilities only \$99.

All GTEK products are manufactured by GTEK in the U.S.A., are fully warranted for 1 year and offer free technical support. These products do not occupy card slots (except PCSS-8) and work with IBM PS/2® and 386 machines. So, order toll free today at 1-800-255-4835.

GTEK[®] INC

Developmental Hardware & Software
 Drawer 1346; 399 Highway 90
 Bay St. Louis, MS 39520
 (601)467-8048
 Telex: 315814 (GTEK UD)

IBM PS/2 is a registered trademark of International Business Machines, Inc

and 32-bit addressing. Eight high-performance direct-memory-access channels provide DMA transfer rates from 4 to 8 megabytes per second. These rates are substantially higher than those of the PC AT.

"Nimble support of multiple bus masters makes possible the support of high-performance multiprocessor systems. The Programmable Option Select (POS) feature eliminates the headaches associated with conventional hardware jumpers and switches. The features of the Micro Channel combine to provide the simplic-

ity and flexibility needed to carry the PS/2 machines into the next generation of applications, including networking and multiprocessing.

"On the negative side, the reduced form factor imposed by the Micro Channel (the cards are 40 percent smaller than AT cards) will tend to limit the variety of I/O options to high-volume applications that can support custom chips and surface-mount technology (SMT) or simple applications that require only small amounts of board real estate. The bandwidth of communication between devices

plugged into the backplane is limited because the main processor shares its bandwidth with backplane devices. The option between boards with 16- and 32-bit data paths will encourage vendors to support only the 16-bit I/O function, thereby *reducing* performance on 80386 machines."

The Micro Channel's form factor has Trevor Marshall, vice president of engineering at Definicon Systems (Chatsworth, California), worried as well. He explains, "The biggest surprise I got from the PS/2 announcements was the Micro Channel architecture. I had certainly expected a proprietary bus with 32-bit capability, but I was astonished to find that the new expansion card was so much *smaller* than the old AT profile card (only 59 percent of the surface area).

"The effects of that change are really quite profound. Unless new technologies, such as ASICs or surface mounting, are used, it is not possible to continue to supply complex systems (such as 32-bit coprocessors) for the Micro Channel. Since these technologies require high-production volumes to be economical, small independent (and innovative) add-in houses will be unable to effectively compete in the Micro Channel marketplace.

"Even if a product's development can be commercially justified, a limitation has now been placed on the complexity and performance of the add-in system. For instance, looking at our latest coprocessor product, the IC package surface area of the CPU, the floating-point interface, and the Weitek floating-point chips alone take nearly 40 percent of the available Micro Channel board space. Our AT profile board is fully packed with 48 square inches of support circuits, including only 1 megabyte of high-speed RAM.

"The use of SMT or ASICs is necessary to increase this available RAM to a useful figure, even with the AT add-in technology. Porting such a product to the Micro Channel would require a size compression of these support circuits from 48 square inches to 22 square inches, an impossible task using SMT alone. Thus, IBM has mandated that we develop ASICs to meet the new form factor. This means fewer product variations and significantly increased lead time to market new CPU technologies.

"In addition, there is *no way* that such a system could be implemented on a Micro Channel board without considerable manufacturing investment, which would raise the cost to the end user.

"It is often said that the features of the Micro Channel are its high speed and its multiple bus-master modes. Why not just use the Micro Channel itself for the ex-

continued

MIRROR II™

WIBBOL II

THE BETTER CROSSTALK™

UPGRADE WITH THE

MONEY-BACK GUARANTEE!

Compare Before You Buy or Upgrade!

	\$245.00 Crosstalk Mk. 4	\$195.00 Crosstalk XVI	\$69.95 MIRROR II
Crosstalk XVI Compatibility	☐	☐	☐
Features	☐	☐	☐
Background Communications	—	—	☐
Integrated Text Editor	☐	—	☐
Auto-Learn Mode	☐	—	☐
Site Licensing	—	—	☐
60-Day Money-Back Guarantee	—	—	☐

60-DAYS RISK FREE

Don't let their "New Flagship" leave you at the dock. Try MIRROR II for 60-Days, RISK FREE! Why sacrifice Crosstalk XVI compatibility, with an expensive voyage on the "New Flagship" and no guarantee of Free Passage if you don't like the trip.

To order call Toll Free: 1-800-634-8670 (In Florida call: (904) 878-8564)

\$69.95 VISA MC COD

Shipping/Handling \$5.00 (COD add \$3.00)
Overseas Orders \$18.00
Florida Residents add 5% Sales Tax



MIRROR II™
A Better Reflection

SOFTKLONE™

336 Office Plaza Drive
Tallahassee, Florida 32301
(904) 878-8564
Telex: 6714280 KLON

LEGEND: — Not Supported ☐ Fair ☐ Good ☐ Better ☐ Best

\$20.00 Discount Exclusively For Owners of Crosstalk XVI™

If you own a copy of Crosstalk XVI and purchase a copy of MIRROR II from SoftKlone we will give you a \$20.00 discount. In order to qualify, please place your order when ordering by telephone or mail, provide us with your Crosstalk XVI serial number along with payment of \$49.95 plus \$5.00 for shipping and handling. \$8.00 for COD. Payment may be made by check, VISA, MasterCard or COD. Offer Expires November 30, 1987.

Crosstalk, Crosstalk XVI and Crosstalk Mk. 4 are registered trademarks of Digital Communications Associates, Inc. / MIRROR, MIRROR II and SoftKlone are trademarks of SoftKlone Distributing Corporation. MIRROR II is available for IBM and compatible systems running MS-DOS 2.0 or higher including the IBM PS/2. When ordering, please specify 3.5" or 5.25" disk format.

Uncommon Screens

Annotations:

- MULTI-LEVEL MENU SYSTEM
- NESTED POP-UP FORMS
- SCROLLABLE REGION
- CHOICE LIST
- CLOCK
- POP-UP WINDOW
- RUNNING TOTALS
- MESSAGE WINDOW

Invoice Form Data:

Invoices: Create Review Print Exit
 INVOICE
 Invoice No.: 000784 Date: 00/03/87 Time: 10:52:21
 Search for customer record? (Y/N): N
 Enter customer information? (Y/N): N
 Enter billing address? (Y/N): N
 Enter marketing information? (Y/N): N

Customer:
 William Jones
 Innovative Software
 351 Bulletin Avenue
 Needham, MA 02194
 (617) 394-5512

No.	PRODUCT	DESCRIPTION	QUANTITY	PRICE	AMOUNT
8	WDCI	Windows for Data CI	2	395.00	790.00
9	WDLA	Windows for Data Lattice	3	395.00	1185.00
10	WDMS	Windows for Data Microsoft	5	395.00	1975.00
11	WDTG	Windows for Data Turbo C	3	395.00	1185.00
12			0	0.00	0.00
Subtotal:					5530.00
Shipping:					0.00
TOTAL:					5530.00
Payment:					0.00

Cursor keys scroll, ENTER selects and ESC exits choice menu

If you program in C, take a few moments to learn how Windows for Data can help you build a state-of-the-art user interface.

- Create and manage menus, data-entry forms, context-sensitive help, and text displays — all within windows.
- Provide a common user interface for programs that must run on different machines and operating systems.
- Build a better front end for any DBMS that has a C-language interface (most popular ones do).



FROM END TO BEGINNING
 Windows for Data begins where other screen packages end, with special features like nested pop-up forms and menus, field entry from lists of choices, scrollable regions for the entry of variable numbers of line items, and an exclusive built-in debugging system.

NO WALLS

If you've been frustrated by the limitations of other screen utilities, don't be discouraged. You won't run into walls with Windows for Data. Our customers repeatedly tell us how they've used our system in ways we never imagined — but which we anticipated by designing Windows for Data for unprecedented adaptability. You will be amazed at what you can do with Windows for Data.

YOU ARE ALWAYS IN CHARGE

Control functions that you write and attach to fields and/or keys can read, compare, validate, and change the data values in all fields of the form. Upon entry or exit from any field, control functions can call up subsidiary forms and menus, change the active field, exit or abort the form, perform almost any task you can imagine.



OUR WINDOWS WILL OPEN DOORS

Our windows will open doors to new markets for your software. High-performance, source-code-compatible versions of Windows for Data are available for **PCDOS (OS/2 soon), XENIX, UNIX, and VMS.** PCDOS

versions are fully compatible with Microsoft Windows, TopView, and DESQview. **No royalties.**

You owe it to yourself and your programs to try Windows for Data. If not satisfied, return for a full refund. Call for **FREE DEMO.**



Vermont Creative Software

21 Elm Ave., Richford, VT 05476
 Telex: 510-601-4160 VCSOFT FAX 802-848-3502

Tel.: 802-848-7731

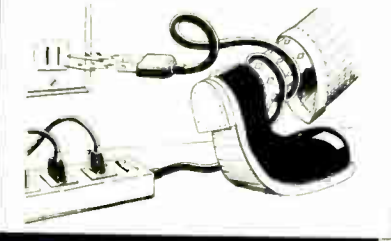
Prices: PCDOS \$395; XENIX, VMS, UNIX Call.

FRUSTRATION INSURANCE

**NOW
Non-Copy
Protected!**

For Only \$99.95 **BOOKMARK™** Protects You From:

ACCIDENTS



BOOKMARK protects you against loss of work and time due to unexpected incidents.

BLACKOUTS



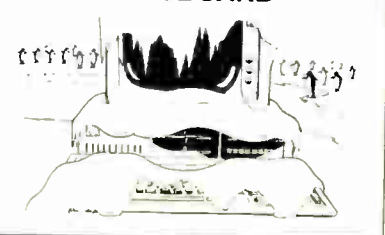
Work in progress, up to the previous BOOKMARK placement, is safe!

SYSTEM CRASH



System crashes used to mean complete loss of data in memory, but not any more.


FROZEN KEYBOARD



When the keyboard freezes up you've got to reboot—and you can't even save first. But with BOOKMARK, work is already saved.

BOOKMARK™

GET BACK FASTER!



Memory-resident utility software that automatically saves work in progress to the hard disk at user-definable intervals.

Resume where you left off with a SINGLE keystroke!

To Order Call Toll Free
800-544-MARK

In California Call Toll Free **800-543-MARK**
or call for the dealer or distributor nearest you.

INTELLISOFT.

INTERNATIONAL

51 Digital Drive • P.O. Box 5055 • Novato, California 94948
(415) 883-1188 • Telex 470766 • Fax (415) 883-2646

Requirements:
IBM PC/XT/AT or 100% Compatible • 256K to 640K • IBM DOS 2.1 or Higher • Floppy Drive • Hard Disk Drive (10 Megabytes Minimum) • Video Display Adapter (IBM Monochrome Color, Enhanced Color) Hercules, AST (BOOKMARK occupies an equivalent space on hard disk as in system RAM plus video RAM)

BOOKMARK™ is a trademark of INTELLISOFT International. Copyright © 1985, 1987 by INTELLISOFT International. All rights reserved. Patent Pending. Other brand and product names are trademarks of their respective holders.

NEW!

IBM Personal System/2
and Mac Plus Versions
Now Featuring:

- Increased compatibility including IBM DOS 3.3 and plug-in hard disk cards
- New UNDO function key
- Audible indication option of BOOKMARK save
- Keyboard input now appears simultaneously during BOOKMARK save
- Advanced user mode

Coming Soon!

BOOKMARK add-on utility for extended and expanded RAM applications.

BOOKMARK for Novell Network workstations

See us at



The 14th International
**Information Management
Exposition & Conference**

September 29 - October 2 1987
Jacob K Javits Convention Center of New York
Booth No. **249**

The 10th NORTHEAST COMPUTER FAIRE
The World Trade Center
Exhibition Center, Commonwealth Pier Five
Boston, MA Oct. 15-17, 1987 - Booth No. **436**



COMDEX/Fall '87

November 2-6, 1987
Las Vegas Hilton Hotel Las Vegas, Nevada
Booth No. **H 7932**

pansion RAM? Well, it is already three times too slow for today's CPU technology. Cycle times on today's advanced microprocessors, such as Sun's SPARC, are typically 60 nanoseconds. As early as the first quarter of 1988, cycle times will have fallen to 40 ns. When the emitter-coupled logic (ECL) bipolar version of the SPARC is available in 1989, then 10 ns will be the system speed requirement.

"The Micro Channel has an absolute minimum cycle time of 200 ns. Clearly, the Micro Channel alone is not the bus for the future. Innovative add-in technology will be required if the PC is to keep pace with the expanding world of the super-microcomputer workstation."

Another view of the Micro Channel reveals some other interesting quirks. Jon Shiell, systems architect at CGAA (Sunnyvale, California), who writes about the new bus in his article entitled "The 32-bit Micro Channel" on page 59 in this issue, sees it this way:

"The Micro Channel is a big step in the right direction, even though it's not complete; the current 32-bit Micro Channel slots don't appear to support matched memory cycles for anything other than the system microprocessor. In addition, the current versions of the Model 80 don't support 32-bit addresses for DMA, or, for that matter, 32-bit data. There is nothing that precludes future machines from doing so.

"POS is another good move; the fewer switches, the better. However, I suspect that as time goes on, either the POS setup program that IBM provides will have to get smarter or some people will end up with unconfigurable PS/2 machines. (Note that I am ignoring the idea that someone else could provide an equivalent program.)

"My major problem with the Models 50 and 60 is that they should have been zero-wait-state machines, and the Model 50's hard disk drive should have been a faster, 32-megabyte unit. I would also like to see a version of the Model 80-111 running with a cache at 20 megahertz with zero wait states and 32-bit DMA and MMC (matched memory cycle) for other bus masters. Such a system would be great for adding a second processor as a bus master with its own cache.

"However, there is no question in my mind that the most important thing about the new machines is that they are not closed. Whether they can be cloned is another question from the legal sense, but I see nothing in the technical sense that would prevent it."

Fitting the Pieces Together

The Micro Channel is an obviously important technical innovation, but how do

the pieces of the PS/2 puzzle fit together? Ray Duncan, president of Laboratory Microsystems (Marina del Rey, California), suggests that the new machines change the nature of the whole ball game. He notes, "The new IBM PS/2 Models 50, 60, and 80 are slick machines in their own right, but I think that their real significance lies in their role as portents of the future.

"First, the PS/2 machines dramatically raise the baseline level of computing power that people can reasonably expect of any desktop computer. Whereas today's clone maker can still foist off 8088-based machines with floppy disk drives on the buying public, the low-end clone builder of two years from now will have to provide, at minimum, an 80286- or 80386-based machine with 2 megabytes of RAM, a hard disk drive, and a high-resolution graphics system with an analog monitor—or be shut out of the marketplace. And I would hate to try to predict what kind of machine the high-end clone manufacturers, like Compaq, will be delivering in two years.

"Next, the long-range significance of the new Micro Channel bus can only be dimly imagined at this point. As designers learn to exploit its wider data path and ability to support multiple bus masters, we should see the emergence of coprocessor, disk-controller, and graphics expansion cards that will triple or quadruple the power of a bare PS/2 machine. We may also see network adapters with an on-board processor and RAM that will allow a PS/2 machine to be used as a server with no degradation whatsoever in its performance for the local user.

"Finally, the PS/2 line represents a significant redirection of some of IBM's most prized resources. These machines remind us what formidable high-tech talent IBM can bring to bear—when it chooses to—in the areas of styling, mechanical design, large-scale integration, and efficiency of manufacturing. By comparison, the original PC line of computers are just clunky-looking boxes built from off-the-shelf components from the corner electronics store.

"Where does the PS/2 Model 30 fit in? In my opinion, nowhere. Its inclusion of the old bus, an 8086 processor that can't run protected-mode operating systems, and an idiosyncratic video controller, mark it as an interim machine with no growth path. This is a machine that will, or at least ought to, quietly fade away in a couple of years like its philosophical predecessors, the IBM Portable PC, PCjr, PC AT/370, and PC XT/286. If you like the Model 30, maybe you'd also be interested in this neat Osborne computer sys-

continued

Unmatched.

If you want unmatched performance and portability, we have it. The hottest file handler and report generator on the market.

The c-tree file handler offers unmatched file accessing speed. The r-tree report generator makes producing reports a snap. Both packages offer unmatched portability. Thousands of programmers are using these packages in over 50 system environments: DOS, UNIX, XENIX, OS/2, MACINTOSH, VAX, TOWER and YOURS.

More for your money • complete C-source code • single and multi-user capability • no royalties • unlimited free technical support • port to all machines for one price.

c-tree features • fixed and variable length data records • record locking • variable length keys and key compression • overcomes OS file limit and more.

r-tree features • no printer spacing charts • change reports without recoding • unlimited control breaks, accumulators and virtual field calculations • powerful search, select and sort capabilities over multiple files saves days of coding.

FairCom's unmatched products will work for you. Order c-tree today for \$395, r-tree for \$295. When ordered together, r-tree is only \$255. For VISA, MasterCard and C.O.D. orders call (314) 445-6833. For c-tree benchmark comparisons, write us at 4006 West Broadway, Columbia, MO 65203. Circle 79 on Reader Service Card



c-tree / r-tree[™]
By FairCom


4006 W. Broadway Columbia, MO 65203

UNIX is trademark of AT&T. MACINTOSH is trademark licensed to Apple Computer Company.
VAX is trademark of DEC. TOWER is trademark of NCR. XENIX is trademark of Microsoft

UNIVERSAL PROM/PAL*/MICRO PROGRAMMER

U.S. prices From **\$995.00***

- EPROMS TO 1 MEG
- EPROM SIMULATION
- SET PROGRAMS
- 20-24 PIN PLD/EPLD
- BIPOLAR PROMs
- SINGLE CHIP MICROS
- RS-232/PC DRIVEN OR STAND-ALONE



1-800-331-PROM

(305) 974-0967 Telex 383142 Fax (305) 974-8531

From a Name You Can Trust

LOGICAL DEVICES INC.

Represented In 18 Countries

1321 NW 65th Place, Ft. Lauderdale, FL 33309

*Some devices require optional Adaptors - PAL is a Trademark of Monolithic Memories Inc.

DataSaver⁴⁰⁰

Standby UPS

Power protection for high-level microcomputers with peripherals, multi-tasking systems, and communication networks is here, now, with the 400 Watt DataSaver. Placed between the desktop computer and system monitor, the DataSaver 400 features a master power switch directing four power outlets. 2-stages of overvoltage transient suppression and built-in, automatically recharged batteries stand by to assure clean, uninterrupted power. 90 and 200 Watt models available.

PC Editor's
MAGAZINE Choice



Cuesta Systems Corporation

3440 Roberto Court
San Luis Obispo, CA 93401

Made with pride in the U.S.A.

805/541-4160 TLX 4949381 CUESTA
Dealer, VAR. & OEM inquiries invited.

TECHNICAL IMPLICATIONS OF THE PS/2

tem that I've got in the closet. . ."

The long-range potential of the PS/2 line also impresses Carrell Killibrew, graphics processor manager at Texas Instruments (Houston, Texas), who says, "The IBM PS/2 architecture is the foundation of the most powerful personal computing systems of the next 10 years. PS/2 systems will have adapters for performing almost any computer-capable task, and they will be able to access hundreds of megabytes of disk storage and display results on monitors with speeds and resolutions surpassing today's best engineering workstations. These capabilities are not available today, but are the promise of the PS/2 machines' more sophisticated and flexible bus structure, the Micro Channel architecture (MCA); faster disk subsystems; and standard display interface.

"The MCA is a work of art. There will be more variation in the types and numbers of adapters available for the PS/2 family, since the MCA extends I/O device addressing to the full 64K bytes supported by the Intel 80x86 family (the PC and PC AT only supported 1K-byte addresses). The POS registers required to be in each adapter will allow the system to determine what each adapter is, what it does, and how to communicate with it. A nice benefit of this feature is that users will no longer worry about setting adapter-card switches to avoid address conflicts. Support for multiple system bus masters is much better thought out than it was for the PC AT bus that preceded it.

"Gone are the days of plugging strange and delicate cables into the original motherboard when upgrading to the next-generation Intel processor—your 80986 option adapter (available perhaps in the year 2001) will have no trouble taking over PS/2 system resources. And if you are the type who wants to have multiple (and possibly different) processors in your system, the MCA supports arbitration between 16 different bus masters.

"The 1-to-1 sector interleave available in PS/2 hard disk subsystems will make data-intensive applications and database programs run noticeably faster than they do on the more primitive PC AT versions. This situation will be improved even further when the IBMCACHE.SYS driver is used to create fast disk-caching.

"Note that disk-caching is inherently superior to RAM disks, since disk writes cause an actual write to the hard disk media. Need more hard disk capacity? The PS/2 machines should be capable of supporting many physical (not logical) disk subsystems with the MCA's eight DMA channels (of course, what I would do with eight 115-megabyte disk systems,

continued

"There's No Reason To Look Beyond PC TOOLS"

-PC Magazine, Editor's Choice Award, Two-Time Winner

Data Recovery • Fast Hard Disk Backup • Disk Management

Now we've given you even more reason—PC Tools™ Deluxe.

PC Tools Deluxe gives you all the best features of **Fastback™**, **Norton™**, **XTREE™**, **Mace™**, **Sidekick®**, **Lightning™** and **Disk Optimizer**—a \$700 value—for just \$79.

Other utilities may claim they "do it all," but only PC Tools Deluxe delivers:

- ♦ A **DOS shell** so complete 80 Micro called it their "overwhelming choice based on versatility, ease of use, and cost."
- ♦ The best **UNDELETE** available—instead of merely "guessing," it recovers all data even on fragmented files.
- ♦ **HARD DISK BACKUP** faster and every bit as reliable as Fastback.
- ♦ The leading **UNFORMAT** for hard disks and floppy disks, enabling you to recover from almost any disk disaster.
- ♦ **PCFORMAT** for 100% safe formatting of floppy and hard disks.
- ♦ A quick, reliable **DISK CACHING** utility for speeding up disk access.
- ♦ A fast **COMPRESS** feature that like Disk Optimizer dramatically improves hard disk performance.
- ♦ And a better resident mini **WORD PROCESSOR** than Sidekick, including word wrap, search/replace, formatted page printing and more.

Before you buy any of these other utilities, take a look at PC Tools Deluxe. Like PC Magazine, you'll find there's no reason to look any further. **For the dealer nearest you, or to order direct, call (503) 244-5782, M-F, 8 a.m. - 5 p.m. (West Coast time).**



**Central Point
Software**
INCORPORATED

9700 S.W. Capitol Hwy.
Portland, OR 97219
(503) 244-5782

Circle 46 on Reader Service Card

PC Tools is a registered trademark of Central Point Software. All other product names are trademarks of their manufacturers.

24-PIN

QUALITY AT 9-PIN PRICES!

NLQ LPRINTER[®] 324c

High volume 24-pin color printing is now in your price range. If you're considering 24-pin printers from NEC, IBM, Epson, Toshiba, Alps, Fujitsu or any 9-pin wide carriage printer, then the NLQ 324c is the printer you've been waiting for!

FEATURES:

- 300 cps draft/100 cps NLQ
- 24-pin color graphics/text
- Bi-directional tractor w/paper parking
- 8 K buffer w/32K option
- * Available with the Printers Plus 2-YEAR REPLACEMENT GUARANTEE! Call for details!



LIST PRICE: \$1195

INTRODUCTORY PRICE:

\$499*

INCLUDES IBM CABLE!

NLQ LPRINTER is a trademark of Printers Plus, Inc., Vienna, VA. This is not a liquidation or imitation product. Please call and we will gladly explain the difference between this product and any other product with any similarity.

CHOOSE FROM THE WORLD'S LARGEST SELECTION OF PRINTERS!

We guarantee to match the lowest in-stock prices in this publication! And guess what! WE DO GUARANTEE COMPATIBILITY! Call about the unique Printers Plus Guarantee!

PRINTERS

ALPS
BROTHER
CIE
CITIZEN
C.ITOH
DIABLO
EPSON
FUJITSU

NEC
NLQ[®]
OKIDATA
PANASONIC
PRIMAGES
SILVER REED
STAR
TOSHIBA

LASERS

APPLE
AST
CANON
CIE
C. ITOH
CORDATA
EPSON
H-P
IBM

KYOCERA
NEC
OASYS
OKIDATA
PANASONIC
PCPI
QMS
QUME

Our expert R & D Department continuously monitors the latest printers on the market. IF YOU DON'T SEE IT, CALL!

GREAT PRICES WITH A GUARANTEE TO MATCH

PRINTERS PLUS[®]

THE NATION'S ONLY COMPUTER PRINTER SPECIALISTS

HOURS (EST):
MON-THUR:
10 AM - 6 PM
FRIDAY:
10 AM - 5 PM



(703) 734-0236

WE'LL CREDIT COST OF LONG DISTANCE TELEPHONE CALL WITH ANY PRINTER PURCHASE.

PRINTERS PLUS, INC.
8486-C TYCO RD.
TYSONS CORNER, VA 22180

This offer good only through mail order division. Visit our 7 retail showrooms for best local prices. 15% restocking fee applies to all returned or refused merchandise.

TECHNICAL IMPLICATIONS OF THE PS/2

I can't imagine). The one drawback to all this disk performance and capacity is the probability that it is the bare minimum necessary to support disk-hungry operating systems, such as Unix and (I suspect) OS/2.

"The PS/2 line will never suffer the display schizophrenia of the PC/XT/AT family, thanks to IBM's placing the VGA on the motherboard and providing an auxiliary video extension (AVE) as part of the MCA. The VGA, regardless of the display monitor used, will allow developers to write to a single display device for the majority of applications.

"For those who need or want to take advantage of the performance and capabilities offered by display adapters with high-performance drawing processors, the AVE supports redriving VGA-sourced display information through the added display adapter. This clever architectural innovation should result in an increasing flood of display adapters available to the PS/2 market, since providing backward compatibility with the VGA is unnecessary. IBM's own 8514/A display adapter uses this feature of the MCA to supply VGA compatibility."

OS/2: The Missing Link

Another important technology driving the PS/2 systems is the multitasking operating system, OS/2. Few people have experience with OS/2, but the people who have seen it are very excited by what they've observed. But all the experts queried for this article agreed that it was much too early to speculate on the potential of OS/2.

Skeptics of OS/2 were dismissed by Bill Gates of Microsoft in a speech to the Silicon Valley User Society recently as "the same kind of people who were reluctant to switch from CP/M to MS-DOS."

The Implications

From these reactions, we can conclude that the PS/2 machines inject just enough new technology into the PC milieu to enliven our lot for a year or two. But the Micro Channel and 80286-based machines by themselves do not usher in a new generation of computing power. And OS/2's potential is still long on promise and short on reality.

The real technological breakthroughs peek over the horizon, however. The 80386/80486-based machines running OS/3 (or whatever the next operating system will be called) and built around an even higher performance bus will be the machines we await most eagerly.

In the meantime, we'll be busy porting and adapting software for the VGA and OS/2. That will keep us occupied until the next wave unfurls. ■

How to tell the difference between DESQview™ 2.0 and any other environment.

Selecting DESQview, the environment of choice, can give you the productivity and power you crave, without the loss of your old programs and hardware. If you like your existing programs, want to use them together, transfer data between them, print, sort, communicate with or process-in-background, yet still have the need to keep in place your favorite PC(8088, 8086, 80286 or 80386), DESQview is the "proven true" multitasking, multi-windowing environment for you. Best of all, DESQview 2.0 is here now, with all the money saving, time saving, and productivity features that others can only promise for the all-too-distant future.

And with DESQview's new graphics enhancements for Hercules, CGA, EGA, and VGA, Version 2.0 still offers the same award winning and pioneering features for programs that earned DESQview its leadership, only now you can also run desktop publishing programs, CAD programs, even GEM™, Topview™, and Microsoft Windows™ specific programs. In some cases you'll add as little as 10-40K to your system overhead. Now you can have multi-tasking, multi-windowing, break the 640K habit too and still get an auto dialer, macros, menus for DOS and, for advanced users, a new complete application programmer's interface capability. No wonder that over the years, and especially in recent months, DESQview, and now DESQview 2.0 have earned extravagant praise from some of the most respected magazines in the industry.

"Product of the Year" by readers vote in Info World.
 "Best PC Environment" by popular vote at Comdex Fall in PC Tech Journal's "System Builder" Contest.
 "—I wouldn't want to run an IBM



One picture is worth a thousand promises.

Attention Programmers: For more information about Quarterdeck's API, and future 386 program extensions, call us today.

SYSTEM REQUIREMENTS

IBM Personal Computer and 100% compatibles (with 8086, 8088, 80286 or 80386 processors) with monochrome or color display; IBM Personal System/2 • Memory: 640K recommended; for DESQview itself 0-145K • Expanded Memory (Optional): expanded memory boards compatible with the Intel AboveBoard; enhanced expanded memory boards compatible with the AST RAMpage • Disk: Two diskette drives or one diskette drive and a hard disk • Graphics Card (Optional): Hercules, IBM Color/Graphics (CGA), IBM Enhanced Graphics (EGA), IBM Personal System/2 Advanced Graphics (VGA) • Mouse (Optional): Mouse Systems, Microsoft and compatibles • Modem for Auto-Dialer (Optional): Hayes or Compatible • Operating System: PC-DOS 2.0-3.3; MS-DOS2.0-3.2 • Software: Most PC-DOS and MS-DOS application programs; programs specific to TopView 1.1, GEM 1.1 and Microsoft Windows 1.03 • Media: DESQview 2.0 is available on either 5¼" or 3¼" floppy diskettes



Rush me DESQview 2.0! Today! BY:10/14

No. of Copies	Media 3¼"/5¼"	Product	Retail Price ea.	Total
		DESQview 2.0	\$129.95	\$
		Shipping & Handling	USA \$ 5.00 Outside USA \$ 10.00	\$
		Sales Tax (CA residents)	6.5%	\$
		Amount Enclosed		\$

Payment: Visa MC AMEX Check

Credit Card: Valid Since _____ / _____ / _____ Expiration _____ / _____ / _____

Card Number: _____

Credit Card Name _____

Shipping Address _____

City _____ State _____ Zip _____ Telephone _____

Mail to: Quarterdeck Office Systems, 150 Pico Boulevard, Santa Monica, CA 90405.
 NOTE: If you own DESQview call us for a special upgrade offer, or send in your DESQview registration card. AST Special Edition users included.



See us at
COMDEX/Fall '87
 November 2-6, 1987
 Las Vegas Hilton Hotel
 Las Vegas, Nevada

Quarterdeck Office Systems • 150 Pico Boulevard, Santa Monica, CA 90405 • (213) 392-9851

DESQview is a trademark of Quarterdeck Office Systems. AboveBoard is a trademark of Intel Corporation. Hayes is a trademark of Hayes MicroComputer Products Inc. IBM, PC, Personal System/2 and TopView are trademarks of International Business Machines Corporation. Microsoft Windows and MS are registered trademarks of Microsoft Corporation. Mouse Systems is a trademark of Metagraphics/Mouse Systems. RAMpage is a trademark of AST Research, Inc. GEM is a trademark of Digital Research. Hercules is a trademark of Hercules.

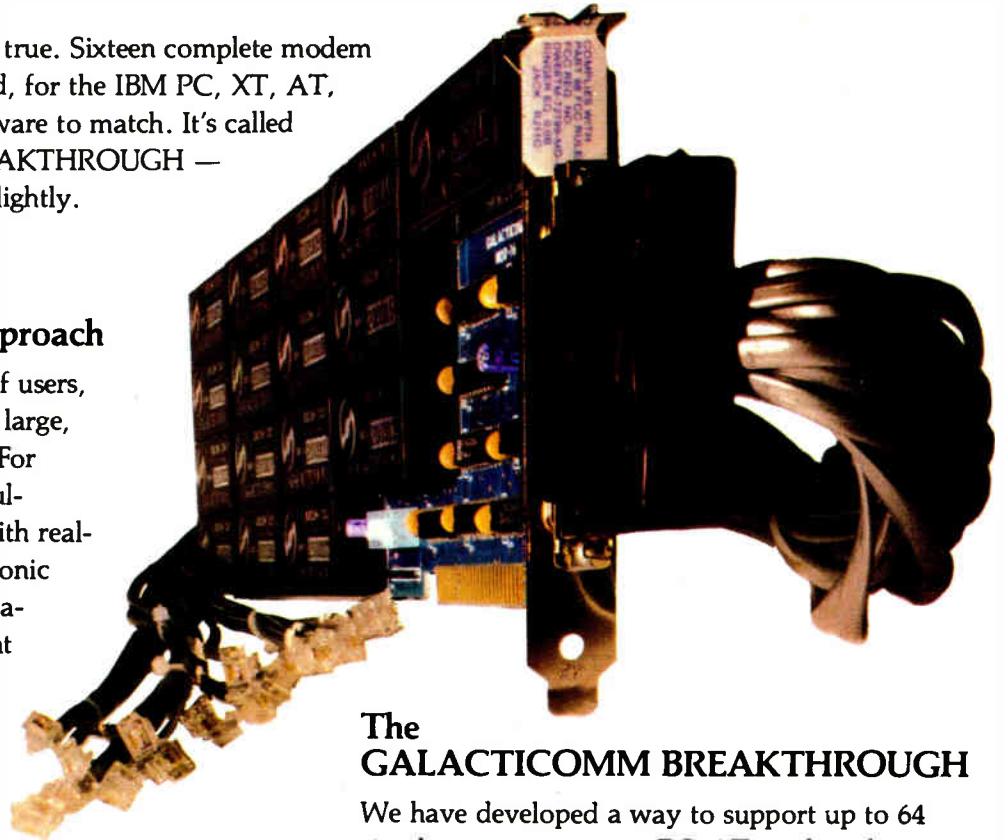
16 Modems on one card??

It sounds incredible, but it's true. Sixteen complete modem modules on one plug-in card, for the IBM PC, XT, AT, and compatibles. With software to match. It's called the GALACTICOMM BREAKTHROUGH — and we don't use that term lightly. Read on to find out why.

The Conventional Approach

To handle a large number of users, you are supposed to have a large, expensive computer, right? For example, to support 64 simultaneous users in a system with real-time teleconferencing, electronic mail, upload/download capability and so on, you need at least a minicomputer. You are supposed to spend about \$50,000 to \$100,000, right?

And you need special, high-capacity disk drives, maybe 9-track tape — not to mention plenum flooring, climate control, and a battalion of technicians on call 24 hours.




The GALACTICOMM BREAKTHROUGH

We have developed a way to support up to 64 simultaneous users on a PC/AT, with real-time teleconferencing, electronic mail, upload/download capability, and so on. Average response times are better, in many cases, than equivalently loaded mainframes. The system bottleneck tends to be the hard disk more than anything else — which shows the performance of the communications subsystem. There are actually two distinct breakthroughs here, one in software and one in hardware.

The SOFTWARE BREAKTHROUGH

If you want to develop your own high-performance multi-user dial-up systems, this is for you. We supply a library of about 40 subroutines, written in assembly language but designed to interface to C, that takes care of all of the low-level, nitty-gritty component of your application: all of the hardware interrupt servicing, the "ring buffer" management for I/O data, echo, command and status queues, etc. etc. This not only saves you programming time, but more importantly, these routines are just unbelievably efficient. They form the core of the multi-user capability we provide, and, using them, you can afford to be more relaxed about the efficiency of your application-specific programming than you might think.





Not Out of the Woods Yet

But hooking up software like this to conventional modems is awkward and costly. You have to use multi-port serial cards. You have to run great wads of serial cable out the back of your PC to stacks, or racks, of external modems, which in turn have their own power supply cables, telephone cables, and so forth. The result is a wiring nightmare — and all those separate cables and connectors between you and the telephone company don't do wonders for reliability, either.

The Model 16 Modem Card

The Model 16 solves all that. One card holds 16 complete 300/1200 baud modems, including serial port interfaces, an individual microprocessor in each modem, all of the line filtering and auto-equalization logic needed, and 16 individual FCC-registered DAAs (Direct Access Arrangements, required when connecting to the public telephone network). That's pretty unbelievable too, but please read Steve Ciarcia's November 1985 Circuit Cellar column if you find yourself waxing skeptical. Steve is of course BYTE magazine's foremost columnist, and he seems to have a very high opinion of the devices we are using.

(IBM PC, XT, and AT are trademarks of International Business Machines Corp.)


Large or Small, It Works

Slip four Model 16 cards into your AT, and you can support up to 64 data channels, or users, at one time. Even on an XT-class machine, you can generally handle 24 users or so without any problem. And if you're just getting off the ground, we also offer the Model 4, a half-slot card with only 4 modems on it.

Support? 24-hour telephone hotline support for one full year is included in the base price of every card. You also automatically get free software library updates for one full year after buying a card. And our limited warranty on materials and workmanship also extends for one full year.

Want off-the-shelf software? Start with The Major BBS, our demo multi-user Bulletin Board System, and adapt it to your exact requirements. For a free sample of what it's like, call (305) 922-3901 with your modem (8-N-1). If you want a copy, the C source and a 175-page book are included with it — and we're practically giving it away, to get you hooked. Give us a call.

...or only 4?



GALACTICOMM

GALACTICOMM, Inc., 11360 Tara Drive, Plantation, FL 33325 (305) 472-9560

BYTE 1987 Extra Edition • Inside the IBM PCs 47

Announcing - the database development system that you designed.

TM

db_Vista III


C PROGRAMMERS-

We asked what you wanted in a database development system and we built it!

db_VISTA III™ is the database development system for programmers who want powerful, high performance DBMS capabilities ... and in any environment. Based on the network database model and the B-tree indexing method, db_VISTA III gives you the most powerful and efficient system for data organization and access. From simple file management to complex database structures with millions of records. db_VISTA III runs on most computers and operating systems like MS-DOS, UNIX, VAX/VMS and OS/2. It's written in C and the complete source code is available, so your application performance and portability are guaranteed! With db_VISTA III you can build applications for single-user microcomputers to multi-user LANs, up to minis and even mainframes.

RAIMA'S COMMITMENT TO YOU: No Royalties, Source Code Availability, 60 days FREE Technical Support and our 30-day Money-Back Guarantee. Extended services available include: Application Development, Product Development, Professional Consulting, Training Classes and Extended Application Development Support.

HOW TO ORDER: Purchase only those components you need. Start out with Single-user for MS-DOS then add components, upgrade ... or purchase Multi-user with Source for the entire db_VISTA III System. It's easy... call toll-free today!



The db_VISTA III™ Database Development System

1 db_VISTA™: The High Performance DBMS

The major features include:

- Multi-user support for LANs and multi-user computers.
- Multiple database access.
- File and record locking.
- Automatic database recovery.
- Transaction processing and logging.
- Timestamping.
- Database consistency check utility.
- Fast access methods based on the network database model and B-tree indexing. Uses both direct "set" relations and B-tree indexing independently for design flexibility and performance.
- An easy-to-use interactive database access utility.
- File transfer utilities for importing/exporting ASCII text and dBASE II/III files.
- A Database Definition Language patterned after C.
- Virtual memory disk caching for fast database access.
- A runtime library of over 100 functions.
- Operating systems: MS-DOS, UNIX V, XENIX, VMS, OS/2.
- C Compilers: Lattice, Microsoft, IBM, Aztec, Computer Innovations, Turbo C, XENIX, and UNIX.
- LAN systems: LifeNet, NetWare, PC Network, 3Com, SCO XENIX-NET, other NET-BIOS compatible MS-DOS networks.

2 db_QUERY™: The SQL-based Query.

- Provides relational view of db_VISTA applications.
- Structured Query Language
- C linkable.
- Predefine query procedures or run ad-hoc queries "on the fly".

3 db_REVISE™: The Database Restructure Program.

- Redesign your database easily.
- Converts all existing data to revised design.

All components feature royalty-free run-time distribution, source code availability and our commitment to customer service. That's why corporations like ARCO, AT&T, Hewlett-Packard, IBM, Northwestern Mutual Life, UNISYS and others use our products.

db_VISTA III™ Database Development System

db_VISTA III™	\$595 - 3960
db_QUERY™	\$595 - 3960
db_REVISE™	\$595 - 3960
db_VISTA™ File Manager	Starts at \$195

We'll answer your questions, help determine your needs and get you started.

CALL TODAY!

1-800-db-RAIMA

(that's 1-800-327-2462)



RAIMA™
CORPORATION

3055 112th Avenue N.E., Bellevue, WA 98004 (206)828-4636
Telex: 6503018237MCIUW FAX: (206)828-3131

BS117

How OS/2 facilitates writing well-behaved TSRs

TSRs Past and Future: MS-DOS and OS/2


Ray Duncan

Terminate-and-stay-resident utility programs (TSRs) are a unique phenomenon of the MS-DOS marketplace. You load a TSR into memory like any other application program, but its life thereafter is sharply different. Instead of performing its processing when you invoke it, it reserves the memory it occupies with a special MS-DOS function call and then lurks in the background until you need it, while returning overt control to the system's command processor, COMMAND.COM.

TSRs can be broadly categorized as either active or passive. Borland's SideKick is one of the earliest and most popular TSR products, and it exemplifies an active TSR. It sends out tendrils here and there in the system so it can monitor key presses while you are running other programs. When SideKick recognizes its special activation key sequence, or *hot key*, it grabs control of the screen and keyboard, displays a pop-up window, and awaits instructions. When you dismiss SideKick by entering the appropriate command, SideKick restores the screen to its previous state, returns control to the foreground application, and retreats into the shadows.

A passive TSR usually performs its work silently, augmenting the capabilities of the operating system in some way. A passive TSR does not typically interact with you after you load it.

Examples of passive TSRs are MS-DOS's APPEND command, which is the counterpart of PATH for data files, and the new FASTOPEN command, which saves information about previously accessed



files so your programs can call and open data files more quickly.

TSRs under MS-DOS

As soon as MS-DOS programmers understood the generality and convenience of the TSR concept, their fertile imaginations bore fruit in incredibly varied resident utilities: keyboard macro expanders and enhancers, pop-up calculators, phone dialers, calendars, notepad editors, spelling checkers, synonym find-

ers, idea outliners, debugging aids, program profilers, on-line manuals, file squeezers and unsqueezers, screen dimmers, and many more.

As TSRs proliferated, problems began to emerge, especially as users found it increasingly desirable to load many different TSRs at the same time.

One class of these problems stems from MS-DOS TSRs' disposition to take over hardware interrupts and perform direct operations on device controllers and the video refresh buffer to obtain maximum performance and detect hot keys. The presence of one TSR in the system rarely causes difficulties, but when multiple TSRs battle over the same timer-tick interrupt or keyboard-scan code, their interaction might cause unpredictable system behavior or complete crashes. Inevitably, a whole new class of TSR now exists solely to activate, deactivate, unload on command, and arbitrate conflicts between other TSRs. Various proposals for peaceful TSR coexistence have been put forth, such as the Borland API, the Lotus Metro, and the

public domain Ringmaster specification, but none seems to be achieving widespread acceptance yet.

continued

Ray Duncan is a software developer and author of Advanced OS/2, which is scheduled to be published by Microsoft Press in January 1988. He can be reached c/o Laboratory Microsystems Inc., P.O. Box 10430, Marina del Rey, CA 90295.

Listing 1: A demonstration of the use of the VIOPOPUP and VIOENDPOPUP calls.

```

; Flag controls action if
; window not available.
PopFlags    dw    1                ; 1 = wait , 0 = no wait

msg         db    'This is a pop-up window'
msg_len     equ   $-msg

.
.
.

; put up pop-up window...
push        ds                    ; address of pop-up flags
push        offset DGROUP:PopFlags
push        0                    ; VIO handle (reserved)
call        VIOPOPUP              ; transfer to OS/2.
or          ax,ax                 ; did function succeed?
jnz        error                 ; jump if function failed.

; now display message...
push        ds                    ; address of message
push        offset DGROUP:msg
push        msg_len              ; length of message
push        12                   ; y-coordinate
push        (80-msg_len)/2       ; x-coordinate (center it)
push        0                    ; VIO handle (reserved)
call        VIOWRITECHARSTR      ; transfer to OS/2.
or          ax,ax                 ; did write succeed?
jnz        error                 ; jump if write failed.

push        0                    ; pause for 3 seconds.
push        3000                  ; (user must be quick reader!)
call        DOS$SLEEP           ; transfer to OS/2.

.
.
.

; take down pop-up window...
push        0                    ; VIO handle (reserved)
call        VIOENDPOPUP          ; transfer to OS/2.
or          ax,ax                 ; did call succeed?
jnz        error                 ; jump if call failed.

.
.
.

```

nally arrived, what is the outlook for TSRs? After all, traditional multitasking (the concurrent execution of multiple programs doing different jobs, usually on separate data sets) is quite a bit different from the TSR model of multiple utilities brought to bear on the same data, with one foreground program controlling the input and output files. If OS/2 were to lack the necessary facilities to support TSRs, software vendors would find it much more difficult to work around the operating system than they did under MS-DOS, since OS/2 runs the Intel 80286 in protected mode.

There's good news and there's bad news. The good news is that the OS/2 designers have provided excellent downward compatibility with MS-DOS, even emulating many of its undocumented functions and internal tables and flags so that many currently available TSRs will run unchanged in real mode within OS/2's DOS 3.X compatibility box. The bad news is that none of the existing TSRs will run in protected mode at all; each one will have to be completely rewritten to conform to the new OS/2 Application Program Interface (API) and the various restrictions imposed by protected-mode operation. But more good news is that the positive aspects of 80286 protected mode, coupled with particular OS/2 function calls aimed specifically at the needs of TSR programmers, should make the creation of powerful, well-behaved TSR utilities easier than ever before.

Many of the problems that beset TSR writers and users under MS-DOS become irrelevant in the OS/2 environment. The memory protection and system of privilege levels that OS/2 provides in protected mode should eliminate unpleasant interactions between TSRs and other programs. The protected-mode virtual address space of 1 gigabyte will vanquish memory limitations for the foreseeable future. Also, since OS/2 supports multitasking and is fully reentrant, a TSR can call on operating-system services whenever it needs to, without regard for the state of other programs that might be running. In fact, the term *TSR* becomes a misnomer: A pop-up utility does not need to terminate and then play tricks later to regain control (but I will continue to use the term throughout this article).

Key OS/2 Features for TSR Writers

Three key OS/2 features, or families of functions, are of particular interest to TSR programmers: threads, pop-up displays, and device monitors.

Like other multitasking operating systems, OS/2 supports the concept of a process, which represents the execution of an application program and the ownership of

Another category of TSR-related problems derives from MS-DOS's character as a single-user, single-tasking operating system. Since MS-DOS was not designed to support the execution of multiple concurrent processes, most of its functions are not reentrant. This poses severe problems for a TSR that needs to perform file operations but that might be activated as a result of a hardware interrupt that occurs while MS-DOS kernel code is executing. To be fair, the MS-DOS functions that make a TSR program possible (INT 27h or INT 21h function 31h) were originally intended for installation of device drivers or interrupt handlers after the system is booted, not for interactive resident utilities. After a couple of years of experimentation and disassembly of critical paths within MS-DOS, developers have gradually evolved strategies for safe TSR operation that involve the use of undocumented but fairly stable MS-DOS function calls and internal flags. (One of the best sources of this folklore is the

ms.dos/secrets conference on BIX.)

TSRs have been victims of their own success. As TSRs have grown in power, they have also grown chubby, and the user who configures his or her system with half a dozen handy resident utilities might find that the amount of RAM remaining is barely adequate to run a word processor or spreadsheet. We jokingly refer to this situation as "RAM cram." The options for the TSR developer are limited. The 640K-byte ceiling imposed by IBM on the RAM allotted for MS-DOS and its programs is solid enough that it's not worth fighting over. Alternative solutions that involve the use of expanded (Lotus/Intel/Microsoft) or extended (above the 1-megabyte boundary) memory for storage of TSR code or data are worthless to PC owners without the proper hardware.

TSRs under OS/2

Now that OS/2, Microsoft's multitasking, single-user operating system, has fi-

any resources (files, memory, and so on) associated with that execution. Processes can spawn other processes and can exchange data with other processes via a variety of interprocess communication mechanisms. Unlike other multitasking systems I am familiar with, OS/2 also has the notion of threads, which represent points of execution within a process and are the dispatchable entity known to the system's scheduler.

Each process has a primary thread that receives control from OS/2 when the process is started; it begins executing at the program's designated entry point. However, that primary thread can start up additional threads within the same process. Multiple threads within a process execute asynchronously to one another; can have different priorities; can manipulate one another's priorities; and can share access to the same memory, files, pipes, queues, and semaphores.

TSRs are a natural application of the threads concept. For example, a screen-dump utility could contain three asynchronous threads that would communicate by semaphores: a thread to intercept critical errors (such as "printer offline"), a high-priority thread to filter the keyboard character stream and watch for an activation hot key, and a low-priority thread that would copy the screen buffer into a disk file on demand.

Under MS-DOS, each TSR has to contain logic to save and restore the previous contents of the video display when it is activated. Handling this properly for all possible text and graphics display modes is quite a chore, especially since some video cards have huge refresh buffers (enhanced graphics adapters) or lack readable registers to determine the current mode (Hercules graphics cards).

OS/2, on the other hand, provides TSRs with an adapter-independent way to communicate with the user. A TSR can call the function VIOPOPUP to assert control over the display. OS/2 saves the current screen contents and display mode, pushes the current foreground program into the background, switches into an 80-by 25-character text mode, clears the screen, and returns control to the TSR, which can then write to the screen at will. When the TSR no longer needs the display, it calls the function VIOENDPOPUP, which causes OS/2 to restore the previous screen contents, display mode, and foreground program (see listing 1).

Device Monitors

Ordinarily, the flow of data between a character device and an application program follows a well-defined pathway through the system (see figure 1). By the time a character reaches an application

program, it has been filtered, buffered, and generally detoxified. To let a TSR intercept characters at a low level without running afoul of protected-mode hardware restrictions, OS/2 incorporates a set of special support functions for another unusual concept: device monitors. A program can use these functions to insert a probe into the character stream within a device driver, sifting the characters before they are passed upstream to the operating system, and thence to applications.

To become a device monitor, a program first calls the DOSMONOPEN function with the logical name of the character device it is interested in. The OS/2 kernel acts as the intermediary and asks the physical device driver whether it will support device monitors. If the driver approves the request, OS/2 returns a monitor handle. The program must then call DOSMONREG, passing the monitor handle and the addresses of two data buffers that will be used for input and output of device-driver data packets. An additional parameter to the DOSMONREG call specifies where the program would like to be in the chain of all monitors attached to this particular driver: first, last, or "don't care." If additional programs later request the first (or last) position, the first program to make the request comes first (or last) in the monitor chain, the second program comes next, and so on.

If the DOSMONREG call succeeds, the program has successfully registered as a

device monitor and becomes responsible for passing the keyboard data through its monitor buffers. This is accomplished with the functions DOSMONREAD (which obtains a data packet from the driver that contains a character code, scan code, time stamp, and other information) and DOSMONWRITE, which returns a packet to the device driver. Typically, the program dedicates a high-priority thread to a tight loop that just performs successive DOSMONREADs and DOSMONWRITEs, to avoid degrading the keyboard response that the user perceives. Between each read and write, the program can inspect the character that is passing by, translate it, or consume it. The program can even add characters to the keyboard data stream by performing extra DOSMONWRITE calls.

When the program wants to unhook itself from the character stream it is monitoring, it calls DOSMONCLOSE with the monitor handle that was returned from the original DOSMONOPEN. The program can then release its other resources and terminate without any untoward effects. Listing 2 shows a skeleton of the code that such a TSR program would use.

Stamper: An Example

My example program, called Stamper, demonstrates the essential elements of an OS/2 pop-up utility. Stamper registers as a device monitor for the keyboard driver (KBD\$) and then creates a new thread

continued

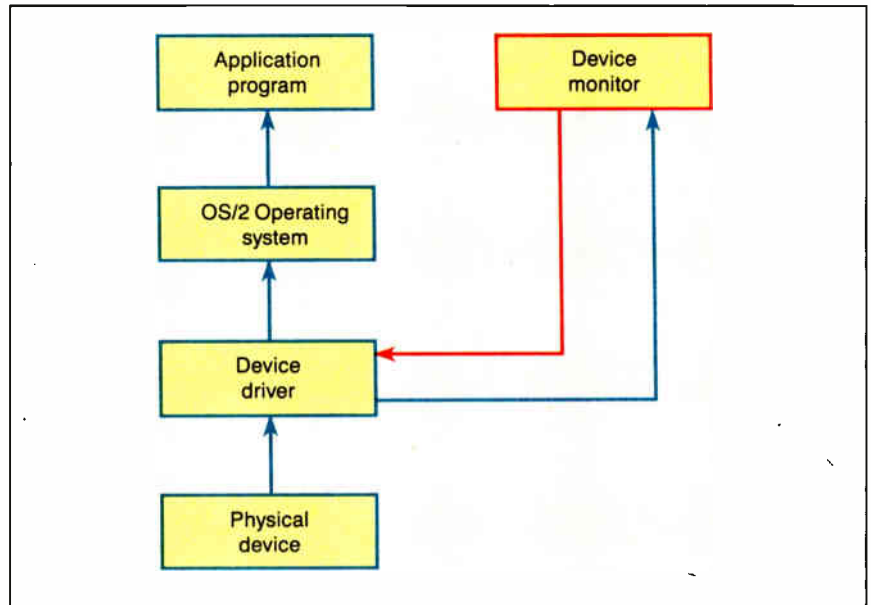


Figure 1: The left side of this diagram shows the normal flow of data from a character device to an application. Registering a device monitor changes the flow to add the box on the right. The characters are passed from the driver to the device monitor in packets, where they can be translated or deleted, and new characters can be added. The characters are then passed back to the driver and from there flow through the operating system to the applications.

BAR CODE




Faster, More Reliable Data Entry

Automating data input with bar codes slashes operating costs by increasing data entry speed and eliminating costly errors. Seagull Scientific Systems has designed innovative bar code reading and printing systems to save you time and money.

PC, XT, AT, PS/2 & RS-232

Our systems are compatible with all your existing DOS applications software because the data enters your computer as if it came from the keyboard. Internal and external bar code readers are available with stainless steel wands and laser interfaces. Our dual serial port (RS-232) model also supports data terminals and non-DOS systems.



BCR-1000 Bar Code Reader

This internal "half-size" card (for PC/XT/AT, PS/2 Model 30 and compatibles) combines a state-of-the-art decoding algorithm with the most advanced bar code support software available. User-definable attributes include selective auto-discrimination, 10 character pre/post-amble and much more. No DIP switches!



THE BAR TENDER® Label Printing Software

Prints high quality text and bar codes on dot matrix and laser printers. Easy-to-use menu driven operation includes Quick Print, automatic serialization and printing from a file. Format the labels any way you want, or use one of the pre-programmed formats: Rental Item, Identification Card, MIL-STD 1189A, AIAG VIN, HIBC and many others.

Call us, you won't believe how easy it is to bar code.



Seagull Scientific Systems

601 University Avenue, Suite 150
Sacramento, CA 95825
(916) 386-1776

TSRs PAST AND FUTURE

Listing 2: A skeleton of the application code to create a device monitor function.

```

KbdName      db      '\DEV\KBD$',0      ; keyboard logical device name
KbdHandle    dw      ?                  ; handle from DOSMONOPEN

; buffers for keyboard monitor
KbdMonIn     dw      128,64 dup (0)     ; monitor input buffer
KbdMonOut    dw      128,64 dup (0)     ; monitor output buffer

KbdPacket    db      128 dup (0)       ; holds keyboard data packet
KbdPktLen    dw      ?                  ; length of data in KbdPacket

ScrGroup     dw      ?                  ; current screen group number

.
.
.
; open monitor connection...
push ds      ; address of name \DEV\KBD$
push offset DGROUP:KbdName
push ds      ; address to receive handle
push offset DGROUP:KbdHandle
call DOSMONOPEN ; transfer to OS/2.
or ax,ax     ; was open successful?
jnz error    ; jump if open failed.

; register keyboard monitor...
push KbdHandle
push ds      ; handle from DOSMONOPEN
push ds      ; address of monitor input buffer
push offset DGROUP:KbdMonIn
push ds      ; address of output buffer
push offset DGROUP:KbdMonOut
push 1       ; request front of list.
push ScrGroup ; push the screen group number.
call DOSMONREG ; transfer to OS/2.
or ax,ax     ; was registration successful?
jnz error    ; jump if registration failed.

.
.
.
nextchar:    ; this loop is the actual
; keyboard monitor...

; set max length for read.
mov KbdPktLen,KbdPktLen-KbdPacket

; get next keyboard packet...
push ds     ; address of input buffer
push offset DGROUP:KbdMonIn
push 0      ; wait until data available.
push ds     ; address to receive packet
push offset DGROUP:KbdPacket
push ds     ; address of length variable
push offset DGROUP:KbdPktLen
call DOSMONREAD ; transfer to OS/2.
or ax,ax     ; did read succeed?
jnz error    ; jump if read failed.

; is the key the hot key?
cmp byte ptr KbdPacket+3,HotKey
jz ProcessKey ; jump if it is...

; Not hot key, pass it on...
push ds     ; address of output buffer
push offset DGROUP:KbdMonOut
push ds     ; address of keyboard packet
push offset DGROUP:KbdPacket
push KbdPktLen ; length of data packet
call DOSMONWRITE ; transfer to OS/2.
or ax,ax     ; was write successful?


```

continued



Is your PC an endangered species?

With PC technology evolving at breakneck speed, it's become survival of the fastest. But before you decide your PC, XT or even AT is doomed to extinction, take a look at PC Technologies' complete family of enhancement boards:



386 Express™ — Our 16-MHz 80386 accelerator — specially suitable for LANs — will make your IBM AT two to three times more productive *and* maintain full software compatibility including OS/2, all at a remarkably low price — \$995.

286 Express™ — The first half-slot 80286 accelerator card and winner of AFIPS/FORTUNE Magazine's Hardware Product-of-the-Year Merit Award. Engineered to deliver two to six times more speed for your PC, XT or compatibles.

286 RAMracer™ — Two performance upgrades, one low price. Combines 8-MHz 80286 acceleration *and* up to 2MB of EEMS/EMS-compatible expanded memory for your larger, demanding software applications.

RAMpartner™ — Batter down the DOS 640K memory barrier with up to 2MB of expanded memory. Ideal for spreadsheets, databases, windowing software... and as a companion to the RAMracer or AST and Intel expanded memory products.

286 Rainbow Plus™ — Our one-slot, five-function board contains an Enhanced Graphics Adapter, a 10-MHz 80286 accelerator, *PLUS* a Microsoft® InPort™ mouse interface, parallel printer port, and clock/calendar.

To find out how easy — and economical — it is to take your PC off the endangered species list, see your nearest PC Technologies dealer. Or call us today, direct, at 800-821-3086 (outside Michigan) or 313-996-9690.

 **RT PC Technologies Inc.**

704 Airport Blvd., Ann Arbor, MI 48108
313-996-9690/Telex 503589/FAX 313-996-0082,
800-821-3086 (outside Michigan)

Trademarks: IBM PC, XT, AT, OS/2 — International Business Machines Corporation; AST — AST Research Inc.; Intel — Intel Corporation; Microsoft, InPort — Microsoft Corporation.

Circle 169 on Reader Service Card

World Radio History

```

        jnz  error          ; jump if monitor write failed.

        jmp  nextchar      ; wait for another key.
        .
        .
done:
        push KbdHandle     ; close monitor connection...
        call DOSMONCLOSE   ; handle for monitor
        or   ax,ax         ; transfer to OS/2.
        jnz  error         ; did close succeed?
        .
        .
    
```

aware of keys entered when another screen group comes to the foreground with the session manager. However, you can load a copy of Stamper into each screen group you want to use it with. The overhead of such additional copies is minuscule, since OS/2 lets all the instantiations share the same machine code segment. With some extra work, you could also modify Stamper so that a single copy registers itself as a device monitor for all the screen groups in the system.

Summary

The past few years have seen the emergence of an entirely new class of MS-DOS program, the TSR pop-up utility. These utilities provide MS-DOS users with a variety of services that they can invoke with a hot key, regardless of the application program that is currently running. Unfortunately, because TSRs under MS-DOS must often capture interrupt vectors, depend on undocumented system functions, or exercise direct control over the hardware, unpredictable side effects are common.

OS/2 offers programmers a variety of special services that will expedite the creation of robust, powerful TSR-like utilities for protected mode and eliminate any need for direct hardware access. Over time, as the Windows/Presentation Manager graphical interface for OS/2 becomes dominant, pop-up TSRs as you know them today might fade away in favor of desktop utilities like those found on the Macintosh. In the meantime, TSR software houses should have a field day with the vastly superior memory resources and multitasking facilities available from the OS/2 kernel. ■

that sits on top of the keyboard data stream watching for three particular key codes. Stamper also uses the VIOPOPUP and VIOENDPOPUP functions to announce its installation and eventual exit.

The source code for my example program is in the file STAMPER.ASM, and the module-definition file that describes the program's segment behavior is named STAMPER.DEF. [Editor's note: Both files are available on disk, in print, and on BIX. See the insert card following page 208 for details. The listings are also available on BYTENet. See page 4.] To assemble, link, and run the Stamper utility, you will need the Microsoft OS/2 software development kit.

First, to assemble the file STAMPER.ASM into the relocatable object module STAMPER.OBJ, enter the command

```
[C:\ ] MASM STAMPER;
```

Next, to build the actual program STAMPER.EXE, use the Microsoft segmented executable linker to combine the file STAMPER.OBJ, the module-defini-

tion file STAMPER.DEF, and the dynalink reference file DOSCALLS.LIB as follows:

```
[C:\ ] LINK STAMPER, , ,
        DOSCALLS, STAMPER
```

Finally, to run the utility, you can enter

```
[C:\ ] DETACH STAMPER
```

from any protected-mode screen group. The utility will briefly flash a sign-on message, followed by a new prompt from the system's protected-mode command interpreter (CMD.EXE). While you are running other programs, Stamper remains resident, waiting to act upon one of three Alt keys. When it sees an Alt-D key sequence, it substitutes the current date as a sequence of ASCII characters; the current time similarly replaces an Alt-T key sequence. When it detects an Alt-X key sequence, Stamper turns off keyboard monitoring and terminates.


Stamper is active only for the screen group in which it was loaded; it is not

THE \$995.00 TWO-IN-ONE EPROM MULTIPROGRAMMER™

Now you can have a SET EPROM PROGRAMMER that's also a GANG EPROM DUPLICATOR in one low cost unit.

DESIGN ENGINEERING TOOL: SET Programmer: 16 & 32 bit words. Multiple EPROMs with different sets of data can be programmed in one easy operation. STAND ALONE: 25 Keys & 32 character LCD provide User Friendly operation to EDIT, SPLIT or SHUFFLE Data. RS232 PC Interface: Operates from a PC or terminal. Optional IBM PC driver.

PRODUCTION EPROM PROGRAMMER: GANG Programmer: Duplicates up to 8 EPROMs from RAM or Master. (Optional 16 Devices.) RAM: 64K bytes (512K bit), expandable to 1 Megabyte. VERSATILE: MOS/CMOS/NMOS EPROM/EEPROM. 24 & 28 pin Devices. Options for 32 & 40 pin EPROM Devices.



Model: S125-EG

**ORDER TODAY:
800-523-1565**

In Florida — 1-305-994-3520
Telex: 4998369 BYTEK
FAX: (305) 994-3615

Free Device Support Updates. 1 Yr Warranty.

MASTERCARD
OR VISA WELCOME



1021 South Rogers Circle • Boca Raton, Florida 33487

THIS IS BB^x™

THE MOST WELL KNOWN PROGRAMMING LANGUAGE YOU'VE NEVER HEARD OF.

If you're in the business of programming business solutions, you need to know about BB^x.

Throughout the world, the industry's best and brightest programmers are discovering the power that BB^x brings to Business BASIC.

And the numbers are growing. This year, over 30,000 copies of BB^x are performing across the United States, Canada, Europe, Asia and South America.

BB^x IS GOOD COMPANY WITH SOME GOOD COMPANIES.

The BB^x name is well known to some of the most well respected names in the computer industry.


Open Systems, Altos and State of the Art have adopted the BB^x language for their accounting packages. NCR selected BB^x as their standard Business BASIC offering.

These diverse companies, with very different needs, depend on the wide-ranging capabilities of BB^x and the availability of over 1,000 BB^x vertical application packages ranging from hospitality to waste management.

IT MATTERS THAT YOU'RE RUNNING BB^x, IT SELDOM MATTERS WHAT COMPUTER.

The power of BB^x is unique in its enhancement of the Business BASIC language. You'll discover, though, that there need not be anything special about the computer you're programming.

BB^x will make you a believer on most every major computer brand available today. And BB^x is portable. With BB^x, you have *guaranteed portability* of your application across all supported operating environments. This means a program written on a single-user PC can run with NO modification on over 35 different UNIX computers!



BB^x IS SETTING NEW STANDARDS WITHIN A 15-YEAR STANDARD.

BB^x is simply the most contemporary implementation of one of the most traditional products in computer programming.

Features like pop-up windowing on dumb terminals, device independent graphics, multi-keyed files, string arrays, long variable and function names, trigonometric functions, matrix arithmetic, and others are simpler and swifter than you ever thought possible.

There are many other examples of BB^x excellence like its callable business graphics utility set that makes graphics presentation of your data easy.

BB^x IS THE SINGLE BIGGEST STEP YOU CAN MAKE TO OPTIMIZE YOUR BUSINESS BASIC LANGUAGE.

And it begins with this step. Call us at BASIS Incorporated. Find out how you can stay in step with the thousands of BB^x programmers and bring an entire new dimension to your business applications.

We'll send you information on our just released BB^x *Progression/2*, the newest, most advanced programming language from BASIS.

BB^x *Progression/2* will do much more than add personality to your language. That's not the half of it.

BB^x *Progression/2* will give your Business BASIC a whole new character.

To order BB^x *Progression/2*
in the United States please
call TOLL FREE directly,
1-800-423-1394
In Canada, 1-416-494-0472

For technical support or more information,
1-505-821-4407

To order BB^x *Progression/2* in
Europe please contact one of our
European distributors,

EDIAS, Hans Kirchhoff, Pfingstbornstrasse 25
6200 Wiesbaden, West Germany
Phone: (0 81 22) 2018 Telex: 418 25 63 edia d
PI Informatique, 8 rue Benjamin Constant
75019 Paris, France
Phone (1) 40.05 10.65 Telex: 214.583
MULTISYS A S, Torgeir Vraas Plass 5A
3044 Drammen, Norway
Phone: (03) 83 86 05 FAX: (03) 89 02 59

BASIS Incorporated
PO. Box 20400
Albuquerque, New Mexico USA 87154
Electronic Bulletin Board 1-505-821-2933
MCI Mail, Basis (255-8242)
Telex 6502558242 mci

BB^x is available on most popular UNIX, DOS and Network environments. Please call for assistance with your particular requirements.

UNIX is a trademark of Bell Laboratories
NCR is a trademark of NCR Corporation.
Altos is a trademark of Altos Computer Systems.
Xenix is a trademark of Microsoft Corporation.

BB^xProgression/2™

Persoft. Emulations. Communications. Utilities. And Wow.

Presenting some products you probably already know and one that will simply blow you away.

Our SmartTerm® line of PC-based emulations of DEC®, DG®, and HP terminals have earned acclaim as being state-of-the-industry by industry leaders. *Digital Review* even proclaimed SmartTerm 240 as its 1987 Target Award winner for Best Connectivity Software Product.

SmartMOVE® is the cost-efficient PC-to-the-rest-of-the-World communications package that doubles as a precise VT100 terminal emulator.

Referee® earned the Software Publishers Association's 1986 Excellence in Software Award for Best Utility. It's also earned countless kudos from users for keeping their RAM-resident programs under control.

Now there's IZE™. For you, IZE will open a new era of productivity at your keyboard. Its textbase management and organization will give you greater vision. When you see what our new IZE can do, you won't believe your eyes.

So visit booth H8706 at this Fall's Comdex. If what we are showing knocks you out, we'll just grab the smelling salts and fan you with a spec sheet.

In other words, don't miss what we have to show at the show. Period.

If you miss Comdex, use inquiry codes 50 (Emulation) and 51 (IZE), visit your dealer, or phone us at 608-273-6000.

© 1987 Persoft, Inc. All rights reserved. Persoft, SmartTerm, SmartMOVE, and Referee are registered trademarks of Persoft, Inc. DEC and VT are trademarks of Digital Equipment Corporation. Data General is a registered trademark of Data General Corporation.



persoft[®]



QNX vs. OS/2 UNIX

QNX: Bend it, shape it, any way you want it.

ARCHITECTURE If the micro world were not so varied, QNX would not be so successful. After all, it is the operating system which enhances or limits the potential capabilities of applications. QNX owes its success (over 30,000 systems sold since 1982) to the tremendous power and flexibility provided by its modular architecture.

Based on message-passing, QNX is radically more innovative than UNIX or OS/2. Written by a small team of dedicated designers, it provides a fully integrated multi-user, multi-tasking, networked operating system in a lean 148K. By comparison, both OS/2 and UNIX, written by many hands, are huge and cumbersome. Both are examples of a monolithic operating system design fashionable over 20 years ago.

MULTI-USER OS/2 is multi-tasking but NOT multi-user. For OS/2, this inherent deficiency is a serious handicap for ter-

minal and remote access. QNX is both multi-tasking AND multi-user, allowing up to 16 terminals and modems to connect to any computer.

INTEGRATED NETWORKING Neither UNIX nor OS/2 can provide integrated networking. With truly distributed processing and resource sharing, QNX makes all resources (processors, disks, printers and modems anywhere on the network) available to any user. Systems may be single computers, or, by simply adding micros without changes to user software, they can grow to large transparent multi-processor environments. QNX is the mainframe you build micro by micro.

PC's, AT's and PS/2's OS/2 and UNIX severely restrict hardware that can be used: you must replace all your PC's with AT's. In contrast, QNX runs superbly on PC's and literally soars on AT's and PS/2's. You can

run your unmodified QNX applications on any mix of machines, either standalone or in a QNX local area network, in real mode on PC's or in protected mode on AT's. Only QNX lets you run multi-user/multi-tasking with networking on all classes of machines.

REAL TIME QNX real-time performance leaves both OS/2 and UNIX wallowing at the gate. In fact, QNX is in use at thousands of real-time sites, right now.

DOS SUPPORT QNX allows you to run PC-DOS applications as single-user tasks, for both PC's and AT's in real or protected mode. With OS/2, 128K of the DOS memory is consumed to enable this facility. Within QNX protected mode, a full 640K can be used for PC-DOS.

ANY WAY YOU WANT IT QNX has the power and flexibility you need. Call for details and a demo disk.

THE ONLY MULTI-USER, MULTI-TASKING, NETWORKING, REAL-TIME OPERATING SYSTEM FOR THE IBM PC, AT, PS/2, THE HP VECTRA, AND COMPATIBLES.

Multi-User	10 (16) serial terminals per PC (AT).	C Compiler	Standard Kernighan and Ritchie.
Multi-Tasking	40 (64) tasks per PC (AT).	Flexibility	Single PC, networked PC's, single PC with terminals, networked PC's with terminals. No central servers. Full sharing of disks, devices and CPU's.
Networking	2.5 Megabit token ring. 255 PC's and/or AT's per network. 10,000 tasks per network. Thousands of users per network.	PC-DOS	PC-DOS runs as a QNX task.
Real Time	2,800-task switches/sec (AT).	Cost	From US \$450. Runtime pricing available.
Message Passing	Fast intertask communication between tasks on any machine.		

For further information or a free demonstration diskette, please telephone (613) 591-0931.

Quantum Software Systems Ltd. • Kanata South Business Park • 175 Terrence Matthews Crescent • Kanata, Ontario, Canada • K2M 1W8

UNIX is a registered trademark of AT & T Bell Labs. IBM, PC, AT, XT and PS/2, PC-DOS and OS 2 are trademarks of International Business Machines. HP and Vectra are registered trademarks of Hewlett-Packard Company.

Circle 190 on Reader Service Card

World Radio History

*The Personal System/2 Model 80 takes the 32-bit road
to more power, more memory, more speed*

The 32-bit Micro Channel

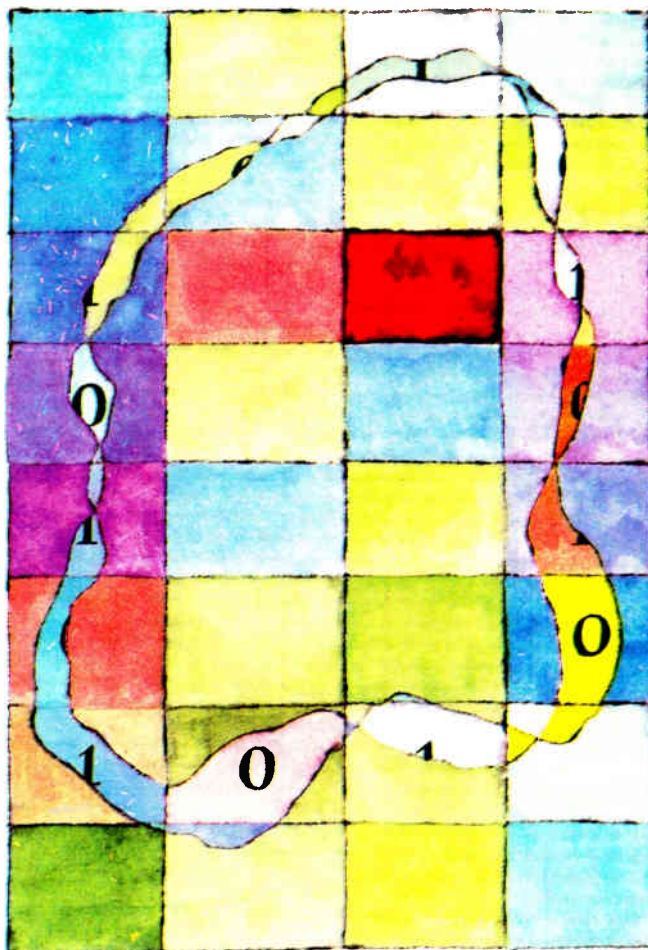
Jon Shiell

The 32-bit Micro Channel opens a window on IBM's future. The three 32-bit bus slots in the Personal System/2 Model 80 support the 80386 processor with 32-bit addressing and 32-bit data transfers. The direction in which IBM's personal computers are headed is no longer implied; it is defined: the 32-bit road to more power, more memory, more speed. No big surprise—but the question of which way IBM will go and how it will get there is always of major interest to anyone seriously involved with personal computers.

The Personal System/2

As I write this, the new IBM PS/2 family consists of five basic machines, three of which are based on a proprietary new bus called the Micro Channel. The Models 25 and 30 are 8-megahertz 8086-based desktop machines that use an IBM PC XT bus with three slots. The next two are 10-MHz 80286-based machines: the Model 50, a desktop model with four 16-bit Micro Channel slots, and the Model 60, a floor-standing model with seven 16-bit Micro Channel slots. Finally, the Model 80 is an 80386-based floor-standing machine available in both 16-MHz and 20-MHz versions with three 32-bit and four 16-bit Micro Channel slots.

Previous BYTE articles have covered the Model 30 (see "The IBM PS/2 Model 30" by Curtis Franklin Jr., July); the Models 50 and 60 (see "The IBM PS/2 Model 50" and its accompanying text box on the Model 60, by Richard Grehan, July); the 16-bit Micro Channel (see



©1987 FRANK BOZZO

"Under the Covers" by Steve Ciarcia, August); and information on the PS/2 in general (see "First Impressions: The IBM PS/2 Computers," June).

Because of this heavy coverage, I'll focus on the unique features of the Model 80's 32-bit bus and not attempt a comprehensive overview of the Micro Channel. Information for this article came from a variety of sources including the *IBM Personal System/2 Model 80 Technical Reference*.

The 32-bit Difference

The Model 80's Micro Channel differs from that of the Model 50 and 60 in that, in addition to 16-bit slots, it also has 32-bit slots. The Micro Channel connector for the 32-bit extension extends the 16-bit Micro Channel connector to accommodate 32-bit addressing and 32-bit data transfers (see figure 1). It connects to the "bottom" of the 16-bit extension (see figure 1 in "Under the Covers," August, page 104).

The 32-bit extension itself consists of the seven control lines for 32-bit data (-BE0 through -BE3, -CD DS 32, -DS 32 RTN, and TR 32), eight additional address lines (A24 through A31), and 16 data lines (D16 through D31).

Lines -BE0 through -BE3 ("byte enable" 0 through 3) are used during 32-bit slave data transfers to tell the bus which bytes are to go on it. Line -CD DS 32 (card data size 32) indicates that the data port at the location addressed is a 32-bit data port. Line -DS 32 RTN (data size 32 return) is a negative OR of -CD DS 32 and provides a check for the channel on data-size information. TR 32 (translate 32) provides an indicator as to what logic is driving -BE0 through -BE3. If TR 32 is inactive, the 32-bit bus master is in charge of these lines; if it is active, the central-translator logic is driving them.

continued

Jon Shiell is a contributing editor for BYTE (One Phoenix Mill Lane, Peterborough, NH 03458). He can also be reached on BIX as jshiell.

Create Powerful Programs with Blaise TOOLS

Whether you're an expert or a novice, you can benefit from using special tools to enhance your programs, make them reliable, and give them a professional look. With windows, menus, pop-up memory resident programs, and communications support, Blaise Computing offers you a wide range of programming tools to let you take full advantage of the Microsoft and Borland programming environments. All language support packages include fully commented source code, complete comprehensive manuals and sample programs.

C TOOLS PLUS/5.0 \$129.00

Full spectrum of general service utility functions including: windows; menus; memory resident applications; interrupt service routines; intervention code; and direct video access for fast screen handling. Specifically designed for Microsoft C 5.0 and QuickC.

Turbo C TOOLS \$129.00

Windows and menus; ISRs; intervention code; screen handling including EGA 43-line text mode support; direct screen access; and memory resident applications. Carefully crafted specifically to complement Turbo C.

Turbo POWER SCREEN

COMING SOON! General screen management; paint screens; block mode data entry or field-by-field control with instant screen access. For Turbo Pascal.

Turbo POWER TOOLS PLUS \$129.00

NEW VERSION! Now supports Turbo Pascal 4.0. Screen, window, and menu management including EGA support; DOS memory control; ISRs; scheduled intervention code; and much more.

Turbo ASYNCH PLUS \$129.00

NEW VERSION! Now supports Turbo Pascal 4.0. Interrupt driven support for the COM ports. I/O buffers up to 64K; XON/XOFF; up to 9600 baud; modem and XMODEM control.

ASYNCH MANAGER \$175.00

Full featured interrupt driven support for the COM ports. I/O buffers up to 64K; XON/XOFF; up to 9600 baud; modem control and XMODEM. For Microsoft C, Turbo C or MS Pascal.

KeyPlayer \$49.95

"Super-batch" program. Create batch files which can invoke programs and provide input to them; run any program unattended; create demonstration programs; analyze keyboard usage.

PASCAL TOOLS/TOOLS 2 \$175.00

Expanded string and screen handling; graphics routines; memory management; general program control; DOS file support and more. For MS-Pascal.

EXEC \$95.00

NEW VERSION! Program chaining executive. Chain one program from another in different languages; specify common data areas; less than 2K of overhead.

RUNOFF \$49.95

Text formatter for all programmers. Written in Turbo Pascal; flexible printer control; user-defined variables; index generation; and a general macro facility.

**TO ORDER CALL TOLL FREE
800-333-8087!**



BLAISE COMPUTING INC.

2560 Ninth Street, Suite 316 Berkeley, CA 94710 (415) 540-5441

THE 32-BIT MICRO CHANNEL

There is also a Micro Channel connector for the matched-memory extension. This connector extends the 32-bit Micro Channel connector to accommodate matched-memory cycles (see figure 2). It connects to the "top" of the 8-bit section of the Micro Channel in the same position that an auxiliary video extension might occupy on a 16-bit Micro Channel.

The matched-memory-cycle section consists of three signals, -MMC, MMCR, and -MMC CMD. Signal -MMC (matched-memory cycle), driven by system-board logic, indicates that the CPU

is in control of the bus and can run a matched-memory cycle. Signal -MMCR (matched-memory-cycle request) is driven by a slave on either the 16-bit or 32-bit channel to request a faster cycle. Since the 80386 is the only controlling device allowed to run matched-memory cycles, if an 8-bit or 16-bit channel slave—or a 32-bit slave in a nonmicro-processor bus cycle—requests -MMCR, the system will run a basic-transfer cycle. Signal -MMC CMD (matched-memory-cycle command) defines when the data on

continued

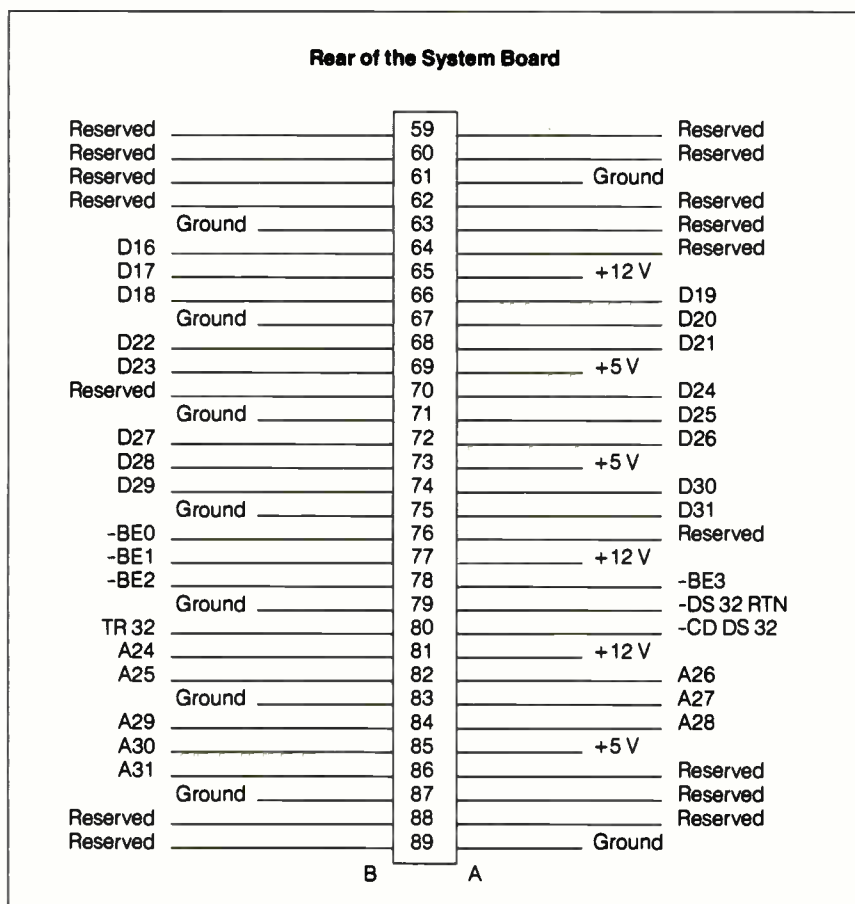


Figure 1: The 32-bit Micro Channel extension.

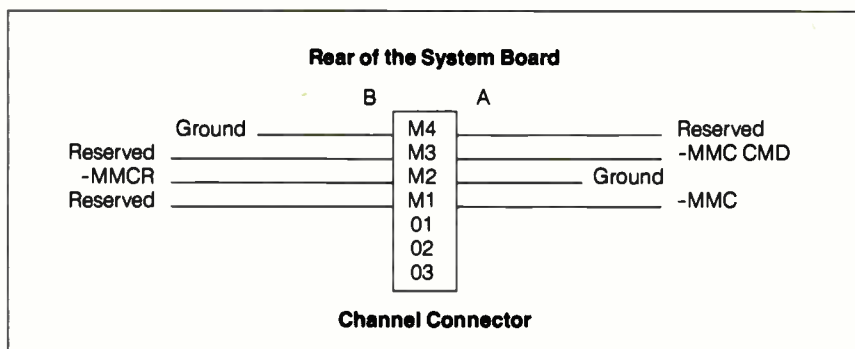


Figure 2: The matched-memory extension to the 32-bit Micro Channel.

It's not if you'll lose data. It's when.

Head crashes. Software glitches. Operator errors.

They're the grim realities of computer life in the 80's. To protect yourself from the inevitable data losses, get an ArchiveXL or ArchiveXLe.

These simple, low-cost tape backup systems are specially designed for the IBM PC, XT, AT and compatibles, as well as the IBM Personal System/2 product families. When data is lost, just insert your backup data cartridge in the tape drive and stream the data back onto your hard disk. Data salvation is just a few keystrokes and just minutes away. All this protection takes up precious little space—even as little as a 3.5 inch floppy disk drive. And the ArchiveXL systems are complete with everything

you need for maximum data protection—including Archive's QICstream™ utility software.

A final thought, the ArchiveXL and ArchiveXLe are based on QIC-40, the tape interchange standard for data compatibility. That's a big Archive extra.


Face reality, you need tape backup.

Find out today how little a lot of personal data protection costs. For more details call toll-free 1-(800) 237-4929.

Sure, I want to know more about the ArchiveXL and ArchiveXLe.
Please send me an information kit ASAP.

NAME _____
COMPANY _____
STREET _____
CITY _____
STATE _____ ZIP _____
PHONE () _____

Mail to: Archive Corporation
1650 Sunflower Ave.
Costa Mesa, CA 92626



ARCHIVE® CORPORATION

The Micro Channel uses the 80286's addressing scheme for 8-bit and 16-bit transfers and the 80386's scheme for 32-bit transfers.

the bus is valid, but only during a matched-memory cycle. Together, these signals extend the Micro Channel to use full 32-bit addresses and data.

Photos 1a through 1c provide a telescopic view of the Micro Channel starting with an inside view of the Model 80 (photo 1a), zooming in to a closer view that contains the Micro Channel on the left and shows the 80386 and optional 80387 chips on the right (photo 1b), and ending with a close-up of the Micro Channel (photo 1c). Photo 1c shows the three 32-bit channel connectors, 1, 2, and 4 (counting from the bottom); notice the short extension on the left end of each, the matched-memory extension. Also

note the longer extension to the left in slot 6; this is a 16-bit channel connector with the auxiliary video extension.

How the 32-bit Bus Works

The PS/2 Model 80 has special logic, called the address-bus translator, that lets 16-bit devices communicate with 32-bit slaves, and vice versa. The 32-bit slaves (and 32-bit devices) use -BE0 through -BE3 instead of the A0 (address bit 0, the least-significant address bit) and -SBHE (system byte high enable, which indicates and enables data transfer on the high byte of the 16-bit data bus—i.e., D8 through D15) bus lines of the 16-bit bus. A0 and -SBHE are used together to distinguish between high-byte (D8 through D15) and low-byte (D0 through D7) data transfers on the 16-bit bus.

Sixteen-bit and 32-bit transfers use different signals because the 80286 (16-bit) and 80386 (32-bit) system microprocessors address memory differently. The Micro Channel uses the 80286's addressing scheme for 8-bit and 16-bit accesses and the 80386's scheme for 32-bit transfers. Thus, no translation is required when a processor accesses native memory; however, when an 80386 accesses 16-bit memory or I/O, translation is needed.


The signal TR 32 is driven inactive by

32-bit devices; this signal is used by the address-bus translator along with the -CD DS 16 (card data size 16) and -CD DS 32 (card data size 32) signals (which indicate the slave's data size) to determine if translation is required and which party is 32-bit. In addition to the address-bus translator, data-bus-steering logic is required to cross data between D16 through D31 and D0 through D15 because 16-bit devices (and slaves) don't use the high-order 16 data lines.

Four different types of bus cycles are defined for the 32-bit Micro Channel. In order from fastest to slowest, they are matched-memory cycles, basic-transfer cycles, synchronous extended-transfer cycles, and asynchronous extended-transfer cycles. While the Micro Channel is defined as an asynchronous bus, the first three of these cycles are synchronous special cases.

The Matched-Memory Cycle

The matched-memory cycle is a synchronous cycle supported only by the Model 80. It provides the most efficient data transfer between the 80386 and the Micro Channel and is this bus's equivalent to the PC AT's zero-wait-state memory. The system board's ROM, the 80386's RAM, and the 32-bit memory-expansion adapter follow the matched-memory-cycle



◀ **Photo 1a:** Overall view of the inside of the Model 80.

▼ **Photo 1b:** Enlarged view of the box in photo 1a, showing the Micro Channel on the left and the 80386 and 80387 chips on the right.

▶ **Photo 1c:** Enlarged view of the box in photo 1b, showing the three 32-bit connectors and four 16-bit connectors in the Model 80's Micro Channel.



protocol (i.e., -MMC, -MMCR, and -MMC CMD). A channel slave can be either a memory slave or an I/O slave with either a 16-bit or 32-bit data bus width. However, 8-bit devices cannot run matched-memory cycles, nor can DMA.

Two types of 80386 bus cycles are supported on the Micro Channel for the Model 80: matched-memory cycles and basic-transfer cycles. A matched-memory cycle occupies at least three 16-MHz clock cycles, or 187.5 nanoseconds. A basic-transfer cycle takes at least four 16-MHz clock cycles, or 250 ns. The channel slave must issue an -MMCR request for each bus cycle if it wants a matched-memory cycle; if it doesn't, it will receive a basic-transfer cycle as the default.

If the channel slave issues an -MMCR request, then the system microprocessor responds with -MMC CMD. If the channel slave doesn't return the -MMCR request, the system runs a basic-transfer cycle. These two 80386 bus cycles can be mixed and matched any way you wish; the process is totally dynamic and is determined on a cycle-by-cycle basis.

You can extend bus cycles until -CD ChRdy (channel ready) is found active. A memory or channel slave can set -CD ChRdy inactive to allow more time to complete a matched-memory cycle or a basic-transfer cycle when the default

length of the cycle is not long enough.

A warning from the technical reference: "When MMC is active, matched-memory-cycle 32-bit and 16-bit devices should not use -MADE 24, A0, A1, or -SBHE in logic that generates -MMCR, -CD DS 16/32, -SEL FBK, and -CD ChRdy."

Variations on a Theme

The line -CD ChRdy is used by slave programs to tell the Micro Channel when their data is ready. It may take as much as 3 microseconds for a slave to make -CD ChRdy active. Data transfers other than matched-memory transfers generally use the same control sequence.


1. The address bus, -MADE 24 (memory-address enable 24, which indicates when an extended address is used on the bus), M/-IO (memory/input output, which distinguishes a memory cycle from an I/O cycle), and -Refresh (if applicable) become active. The cycle begins.
2. The status signals, -S0 and -S1, become active. (Bus addresses must be valid before either -S0 or -S1 becomes active.)
3. The -ADL (address-decode latch) signal becomes active.
4. In response to active -ADL, -MADE 24, and M/-IO, the adapter returns -CD Sfdbk (card-selected feedback, which in-

dicates, when active, that the slave addressed by the system microprocessor is present at the address specified), -CD DS 16 if the attachment can handle 16-bit operation, and both -CD DS 16 and -CD DS 32 if it can handle 32-bit operation.

5. In response to active -ADL, -MADE 24, M/-IO, -S0, and -S1, the adapter drives -CD ChRdy inactive if the bus cycle is too short for the transfer and needs to be extended.
6. For a Write cycle, the Write data appears on the Micro Channel. (Various combinations of M/-IO, -S0, and -S1 indicate whether a transfer is a read or write operation and whether it is to or from memory or I/O.)
7. -CMD (command, which is used to determine when data on the data bus is valid) becomes active, and -ADL becomes inactive.
8. -S0 and -S1 become inactive.
9. Address signals become inactive in preparation for the next bus cycle.
10. In response to an address change, the attachment sets -CD Sfdbk, -CD DS 16, and -CD DS 32 inactive.
11. If -CD ChRdy has been set inactive, the system remains in this state until -CD ChRdy is set active. (This interval should not exceed 3 ms.)
12. For a read cycle, the attachment places read data on the Micro Channel to be ready for the trailing edge of -CMD.
13. The address, -S0, -S1, and M/-IO for the next cycle may become active. (You can overlap activating the address and status indicators with the preceding cycle to minimize the impact that memory-access time makes on performance.)
14. -CMD goes inactive. The cycle ends.

The remaining three bus cycles (the basic-transfer cycle, the asynchronous extended-transfer cycle, and the synchronous extended-transfer cycle) are variations on this theme. The basic-transfer cycle is the default bus cycle and is synchronous. While it requires a minimum of 200 ns, it requires four clock cycles of 62.5 ns each, or 250 ns, in the 16-MHz Model 80. The asynchronous extended-transfer cycle and the synchronous extended-transfer cycle are differentiated by the slave's use of -CD ChRdy. If it is an asynchronous cycle, the slave releases -CD ChRdy asynchronously and provides the read data within 60 ns of the release. Similarly, if the cycle is synchronous, the release is synchronous and occurs within 30 ns of the leading edge of -CMD. While the asynchronous extended-transfer cycle requires a minimum of more than 300 ns, the synchronous extended-transfer cycle is only slightly faster, requiring a minimum of 300 ns.

continued



You could have an 18-megabyte system with one 32-bit slot still available.

A special note: If activation of the status indicators overlaps with the previous -CMD cycle in the two extended cycles, -CD ChRdy is invalid during the overlap. This varies from the control sequence described above.

Details to Remember

The 32-bit Micro Channel is a superset of the 16-bit Micro Channel; thus, POS (Programmable Option Select), arbitration, and timing are the same (except in the matched-memory cycle). One point worth remembering: While bus masters on the Micro Channel can access all memory addresses on the system board, they can't access I/O addresses less than 100 hexadecimal on the system board; this is true of all Micro Channel systems, not just the Model 80.

While the Model 80's Micro Channel supports 32-bit addresses for the 32-bit slots, the system DMA channels on the Model 80 support only 24-bit addresses. This can be a problem if you want to use more than 16 megabytes of memory; all DMA (i.e., disk I/O and so forth) must be moved to low storage, then moved by the processor to high storage. The mem-

ory-remapping facility may provide a way around this by letting you remap banks of memory between high and low addresses. That is, the operating system might reserve, for example, four banks of memory between 8 megabytes and 12 megabytes for remapping; memory remapping in the Model 80 is in units of 1 megabyte. Then, when the operating system needs to perform DMA I/O at a high memory location—the bank at physical address 22 megabytes, for example—it could remap that bank to one of the four banks reserved for remapping, perhaps the one at location 10 megabytes. After the I/O completes, the operating system moves the relocated bank of memory back into its original high-memory position.

This problem is unlikely to arise in the next few years, because OS/2 and other 80286 operating systems can address up to 16 megabytes, as can the 80286 itself. Also, the performance that the 80386 provides, whether at 16 or 20 MHz, pipelined with one wait state, won't require more than 16 megabytes of memory in most cases.

Future Directions?

The three 32-bit slots in the Model 80 are primarily meant for memory cards; assuming the use of 1-megabit dynamic RAM chips, a normal memory card will contain about 8 megabytes of memory. Using two slots for memory and up to 2 megabytes on the motherboard, you could have an 18-megabyte system with one 32-bit slot still available. What can you do with that third 32-bit slot? Well, you could use it for an

expansion chassis or another 8 megabytes of memory. But you could also presumably use it for an additional 32-bit processor (with its own memory cache); however, the current Model 80 doesn't have the bus bandwidth to support this.

Let's assume we have a Model 80-71; that is, a 16-MHz 80386. The 80386 runs pipelined with one wait state; according to Intel, that gives a bus utilization of about 86 percent. RAM Refresh takes less than 5 percent of the bus (see table 1), leaving about 10 percent of the bus bandwidth available for DMA transfers when the processor is 100 percent busy. Ten percent of a second is 100 ms for DMA each second. Since the processor can use the 300-ns arbitration time to access memory, as can RAM Refresh, we will count only DMA transfer time. At 400 ns per transfer, this gives 100 ms/400 ns or 25,000 DMA transfers per second; this would be about 50K bytes per second if we used 16-bit transfers. If you assume an I/O rate of 90K bytes per second as being two-thirds 16-bit transfers and one-third 8-bit transfers, you get 300 ms/400 ns or a total of 75,000 transfers per second. That's 300 ms of each second for DMA transfers, plus 50 ms for RAM Refresh, leaving 650 ms for the processor.

If we have 100 percent processor utilization, the 80386 uses 86 percent of the bandwidth; so if only 65 percent of the bandwidth remains, the 80386 can run at only about 75 percent utilization. Under normal operation, a system microprocessor runs nearer to 75 or 80 percent than 100 percent busy anyway. However, this exercise points out an interesting fact: The Micro Channel doesn't have the bandwidth to support multiple processors unless all the processors use caches to cut the required bus bandwidth.

If you have a 64K-byte direct-mapped buffered store through cache using a 16-byte line, you will have a hit rate of about 96 percent, assuming four reads for every write. The 80386's 86 percent bus utilization in this case decreases to about 33 percent; that is, $0.86 \times (4 \times 0.04 \times 0.80 \text{ 16-byte reads} + 0.20 \text{ 4-byte writes}) = 33 \text{ percent}$, where the 4 equals the four 32-bit reads required to fetch a line, and the 0.04 is the miss rate (1 minus the hit rate of 0.96). I assumed the memory can burst matched-memory cycles. This ignores the effects of device bursting and makes the processor wait till memory is free. Thus, the Micro Channel appears to have enough bandwidth to support up to two processors and their I/O. If future PS/2 systems use a cache for the system processor, multiprocessor systems will be much more viable—and I suspect that they won't have the 24-bit DMA limit that the current Model 80 has. ■

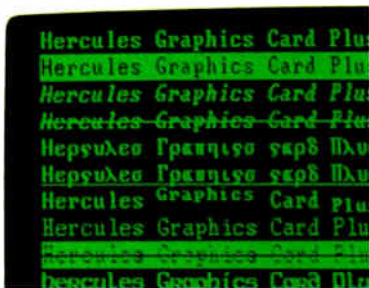
Table 1: The Model 80's internal timings.

	Model 80-41, 71	Model 80-111
Processor clock speed	16 MHz	20 MHz
Minimum system board RAM access time	187.5 ns	100 ns
Minimum system board ROM access time	187.5 ns	100 ns
Minimum system board I/O time	500 ns	200 ns
Minimum system board video (8 bits)	2000 ns	700 ns
Basic bus cycle	250 ns	200 ns
Arbitration cycle time (minimum)	375 ns	300 ns
DMA		
Minimum bus burst timing	375+500n ns	300+400n ns
System board burst timing	375+625n ns	300+400n ns
Bus master		
Minimum bus burst timing	375+387.5n ns	300+200n ns
System board burst timing	375+625n ns	300+400n ns
Refresh cycle	8 MHz, 5%	8 MHz, 5%

Where n is the number of doublewords, words, or bytes transferred.

Improve Your Word Processor With Hercules.

Now your word processor can have full display and printing flexibility without slowing down. The secret is the exclusive Hercules graphics card mode called RamFont. Which isn't



RamFont lets most popular word processors display italics, subscripts, superscripts, foreign languages, different font styles and symbols etc. at lightning speed.

really graphics at all.

You see, graphics mode is slow. That's why most IBM compatible word processors run in fast, but limited text mode (they can only display 256 ASCII characters).

No Compromises with RamFont.

Some choice. Slow down software by using graphics mode to display italics, subscripts, superscripts, large characters, different fonts, etc. Or forget all that in favor of speedy text mode.

Hercules solved the problem without compromise some time ago... almost 200,000 graphics cards ago to be specific. Because in addition to text mode and 720x348 graphics, we include RamFont. Today's standard for text-based programs. RamFont gives the flexibility of graphics at the speed of text by displaying 3072 software defined characters instead of ASCII's limited 256. Available in two versions for your PC: the Hercules Graphics Card Plus (for monochrome TTL monitors) and the Hercules InColor Card (for "EGA-type" and multi-synchronous monitors).


Improve Today's Software.

RamFont runs Microsoft Word complete with its excellent on-screen display of attributes and fonts. But there's a difference. It's up to four times faster than the graphics mode in which it was written. Only Hercules cards let Lotus Manuscript display boldface,

italics, subscripts, superscripts, and many equations in text processing mode. And RamFont expands Broderbund ForComment's viewing area to a full 80x43.

Programs like Design Enterprise's Alexander use it to display symbols (musical notes and foreign languages) which, before RamFont, were possible only in the much slower graphics mode. Other programs including Nota Bene, WordMARC, and Qalam all have optimized displays with RamFont.

In fact, every word processor can run better with Hercules. Independent add-on packages (TurboFonts, the Enhance Star series, etc.) let word processors like Word Perfect, Multimate, WordStar, and Displaywrite take advantage of the same sort of display and printing flexibility.



Tomorrow's software will display large and small characters in an almost infinite variety of styles at speeds heretofore impossible.

Improve The Software of Tomorrow.

WYSIWYG for underlining, italics, subscripts, font display, etc. is just the beginning. A whole new generation of word processors will use RamFont to mix a nearly infinite variety of fonts in different sizes on-screen at sizzling text speed. Which will make them look like, but run much faster than most of today's desktop publishers.

So, for better word processing, ask for Hercules with RamFont. It's the most compatible way to improve your writing.

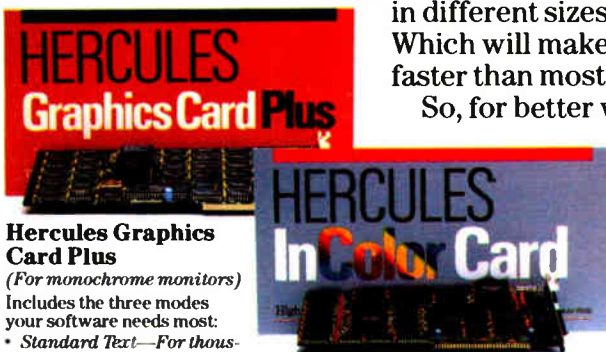
Hercules InColor Card

(For multi-synchronous and enhanced color "EGA-type" monitors.)

Runs all Hercules monochrome software in 2 colors, most popular software in up to 16 colors selected from a palette of 64.

- Standard Text—All programs run in 2 or more colors.
- Hercules 720x348 graphics in up to 16 colors—15% higher than EGA.
- Hercules RamFont—3,072 software definable characters in 16 colors up to 12,288 in 2 colors.

For more information call Hercules toll-free at: 1-800-532-0600 Ext. 304. In Canada, 1-800-323-0601 Ext. 304.



Hercules Graphics Card Plus

(For monochrome monitors)

Includes the three modes your software needs most:

- Standard Text—For thousands of text-based programs
- Hercules 720x348 graphics—highest popularity supported standard
- Hercules RamFont—3,072 software definable characters improve many popular software programs. (Call for the latest list.)

Hercules

We run your software better.



THE IMPROVED VGA

Extending across barriers of graphics incompatibilities, **ATI** introduces a VGA improved performance card – **VIP**. **VIP** delivers the IBM PS/2 VGA standard to IBM PC/XT/AT and Model/30 users, providing an upgrade path to the outstanding world of VGA graphics.

Totally compatible with the **ATI EGA WONDER**, users have the unique ability to display EGA, Color/Graphics and Hercules software on monochrome, RGB and EGA monitors.

- Compatible to IBM Video Graphics Array (VGA). All 17 modes.
- Runs EGA/CGA/Hercules & 132 column software on IBM PS/2 Analog¹, Multisync, EGA, RGB, TTL monochrome, PC Portable, Compaq Portable² monitors.
- Softsense automatic mode switching.
- Automatic analog monitor detection.
- High resolution 800 × 560 graphics for Multisync monitors with drivers supplied for Windows, Gem, Ventura, Autocad.



Call today at (416) 756-0711 for more information.

- ¹ 132 Columns not available on IBM PS/2 Analog Monitors
- ² Compaq via optional Compaq Expansion Module

Trademarks: IBM, PS/2, Model 30, VIDEO GRAPHICS ARRAY, VGA, EGA, CGA, MDA – International Business Machines Corp.; HERCULES – Hercules Computer Technologies Inc.; Multisync – NEC Home Electronics Corp.; COMPAQ – Compaq Computer Corp.; WINDOWS – Microsoft Inc.; GEM – Digital Research Inc.; VENTURA – Xerox Corp.; AUTOCAD – Autodesk Inc.



Circle 23 on Reader Service Card

ATI Technologies Inc. 270 Victoria Park Ave. Scarborough, Ontario, Canada
M1R 3X2 Tel: (416) 756-0711 Telex: 3800000000 Fax: (416) 756-0720

*The ins and outs of the PS/2 machines'
video systems*

PS/2 Video Programming

Richard Wilton

The IBM PS/2 series introduces two new video subsystems, the multicolor graphics array (MCGA) and video graphics array (VGA). This article is an overview of the MCGA and the VGA from a programmer's point of view. If you are already familiar with older video adapters, such as the CGA, EGA, or Hercules cards, this article will point out the similarities and differences between the PS/2 video subsystems and previous IBM video adapters. If you are new to video hardware programming, you can use the examples in this article as a focus for further exploration of the PS/2 hardware.

Unlike the IBM PC, XT, and AT, into which you must install a separate card that supports the necessary hardware to drive a video display, all the PS/2s are equipped with a built-in video subsystem on the motherboard. The Model 30 comes with the MCGA, while the Models 50, 60, and 80 use the VGA.

For compatibility (and, no doubt, in hopes of selling lots of hardware), IBM also offers a VGA adapter that implements the VGA subsystem on a card for the XT, AT, or PS/2 Model 30.

Monitors

The MCGA and VGA differ from previous IBM video adapters in that both require that you use an analog monitor instead of a digital monitor. Adapters such as the CGA and the EGA use digital monitors in which the RGB color signals generated by the adapter are digital signals (on or off). This limits the number of different colors that the subsystem can



display. For example, IBM's enhanced color display, which is driven by six RGB signals as generated by an EGA, can display a total of 64 (2⁶) different colors.

In contrast, the PS/2-compatible monitors use RGB signals with voltage levels that are continuously variable instead of simply on or off. Because the displayed brightness of a color corresponds to the voltage level of the color drive signals, an analog monitor can display a much larger variety of colors.

IBM offers one monochrome and two color monitors for use with the MCGA and the VGA. You can use a monochrome or color monitor with either video subsystem. You can also use EGA-compatible monitors with analog capability, such as the NEC MultiSync and Sony MultiScan monitors, with the MCGA and VGA.

Compatibility

Programs that run on the CGA can run unchanged on the MCGA, even if they bypass the video BIOS and program the hardware directly. Also, because the PS/2 Model 30 has a PC-compatible bus, a monochrome display adapter or Hercules adapter can co-exist with the MCGA in the PS/2 Model 30.

The VGA is similar in its programming interface to the EGA. Its control ports and buffer addressing are EGA-compatible, so programs that run on an EGA generally run on a VGA as well. The VGA is compatible enough with the EGA at the hardware level that the VGA can usually run ill-behaved programs that access the EGA control registers

directly.

From a programmer's perspective, there is not much resemblance between the MCGA and the VGA. The I/O port assignments in the MCGA and VGA differ significantly. So does the layout of

continued

Richard Wilton (6236 West Sixth St., Los Angeles, CA 90048) is author of The Programmer's Guide to PC and PS/2 Video Systems, which is due out in November.

video RAM in the two subsystems. A program that bypasses the video BIOS to control the hardware directly will probably not run on both the MCGA and the VGA unless it contains special code for programming each subsystem independently.

Documentation

The programming interface to PS/2 video hardware is documented in the IBM technical reference manuals for the Models 30, 50, and 60. The video BIOS is covered by a separate set of IBM reference manuals, the *Personal System/2* and *Personal Computer BIOS Interface Technical Reference*. Obviously, this article does not cover all the details of the video hardware implementation. If you need to understand the hardware or firmware in detail, you should obtain the appropriate IBM technical manuals.

The MCGA

The heart of the MCGA circuitry lies in two proprietary gate arrays: the memory-

controller gate array, which incorporates the functions of a CRT controller, and the video-formatter gate array, which controls video mode selection and color-attribute decoding.

You can program the memory controller through a set of 8-bit registers (see table 1) mapped to I/O ports 3D4 and 3D5 hexadecimal. [Editor's note: *For the remainder of this article, addresses will be in hexadecimal.*] As on the CGA, you access the registers by first writing the register number to the port at 3D4, and then writing or reading the specified register at 3D5. Unlike the CGA, however, you can read and write all the memory-controller registers. This is a handy feature if you are debugging programs, although it's not a good idea to rely on it if you are concerned about maintaining CGA compatibility.

The first 16 memory-controller registers are analogs of the registers on the Motorola 6845, the CRT controller chip used in the CGA. This means that CGA-compatible programs that access these

registers directly can also run on the MCGA. Because the default horizontal and vertical CRT timing parameters used on the MCGA differ from those used on the CGA, you might want to write-protect the first seven registers so that CGA-compatible programs that attempt to update these registers do not inadvertently disrupt crucial CRT timing signals. Bit 7 of the mode-control register (register 10h) is the write-protect bit for the timing registers.

The remaining memory-controller registers control video mode selection and the alphanumeric character generator. These registers do not exist on the CGA. They support functions that are similar to what is available on the VGA: additional graphics modes and RAM-loadable alphanumeric character sets.

The video formatter supports three CGA-compatible control registers. The mode-control register (I/O port 3D8) controls video mode selection. The color-control register (port 3D9) controls palette and graphics mode background-color selection. The status register (port 3DA) is a read-only register whose contents indicate the status of the CRT's horizontal and vertical timing signals. All three of these registers are compatible with the analogous registers on the CGA.

In addition to the six video modes supported by the CGA, the MCGA offers a 640 by 480 two-color graphics mode (video BIOS mode 11H) and a 320 by 200 256-color graphics mode (BIOS mode 13H). You can set up both new modes, as well as all the CGA-compatible modes using INT 10h function 0 (see listing 1).

New Features

Two features of the MCGA are of special interest to programmers. One is that the vertical resolution of both alphanumeric and graphics modes is greater than on previous IBM video adapters. The other is that the MCGA can display up to 256 different colors at one time out of a possible 262,144 (256K) colors.

The vertical resolutions of the default BIOS video modes are listed in table 2. In alphanumeric modes, the vertical resolution is 400 scan lines—twice that of the CGA and better than the EGA's 350-line "enhanced" modes. Since the BIOS still displays 25 rows of characters in alphanumeric modes, the vertical size of each displayed character is 16 scan lines. These higher-resolution characters are sharp and easy to read.

When the MCGA emulates the CGA graphics modes (640 by 200 two-color and 320 by 200 four-color), it doubles the vertical size of pixels so that each is two scan lines high. Thus, although the CGA-

Table 1: MCGA memory-controller registers. Registers 0 through 0F hexadecimal are comparable to those in the CGA's CRT controller.

Register number	Function
0	Horizontal total
1	Horizontal displayed
2	Start horizontal sync
3	Sync pulse width
4	Vertical total
5	Vertical total adjust
6	Vertical displayed
7	Start vertical sync
8	(Reserved)
9	Scan lines per character
0A	Cursor start
0B	Cursor end
0C	Start address high
0D	Start address low
0E	Cursor location high
0F	Cursor location low
10	Mode control
11	Interrupt control
12	Character generator, sync polarity
13	Character-generator pointer
14	Character-generator count

Listing 1: Video mode selection using the video BIOS.

```
mov  ah,0           ;AH = INT 10h function #
mov  al,VideoModeNumber ;AL= 11h (640x480 two-color)
                        ; 12h (640x480 16-color)
                        ; 13h (320x200 256-color)
int  10h           ;Call video BIOS
```


compatible graphics modes use the same resolution in terms of pixels, the displayed resolution is still 400 lines, so these modes have a sharper appearance on the MCGA than they do on a CGA.

Another feature of both the MCGA and the VGA is expanded color display capability. This is provided by a digital-to-analog converter (DAC) that generates the analog RGB signals used to drive the PS/2 monochrome and color monitors. (The monochrome monitor responds only to the green color signal; the color monitors recognize all three.)

The video DAC uses a set of 256 eighteen-bit internal registers, each of which specifies an RGB combination. Each of the three primary colors is allotted 6 bits of each color register; the DAC converts each 6-bit value to a corresponding analog voltage level in the signals it outputs to the monitor. Thus, the video DAC can produce any of 64 color intensities for each of the three primary colors in a color register, thereby generating 256K (64³) color combinations. Since there are 256 video DAC color registers, the video subsystem can display any 256 of the 256K color possibilities at one time.

Video BIOS

The video BIOS on the Model 30 provides the same set of functions as the motherboard ROM BIOS on the PC. The programming interface is the same: You access all video BIOS functions through interrupt 10h and pass parameters to the BIOS routines in the CPU's registers.

Also, several new INT 10h functions are available in the Model 30, as well as the other models in the PS/2 series (see table 3). IBM has expanded the INT 10h function 10h to provide access to the video DAC color registers. Function 12h has several new subfunctions that let you vary the default actions of other BIOS routines. For example, you can call INT 10h function 12h with the BL register set to 31h to enable or disable default palette loading when the video mode is changed.

INT 10h functions 1Ah and 1Bh are new to the PS/2 series. Your programs can call these INT 10h functions to determine the state of the video subsystem. A call to function 1Ah returns the video subsystem's display combination code, which indicates what type of monitor is in use. Function 1Bh returns a table whose contents describe the current state of the video BIOS: the current video mode, active video page, amount of video RAM available, and so on. These functions are useful in programs designed to run in more than one video mode, as well as in pop-up RAM-resident programs that must determine the current video state to produce appropriate video output.

Alphanumeric-Mode Programming

Despite the MCGA's improved resolution, programming in alphanumeric modes is virtually the same as on the CGA. The important difference is that the alphanumeric character generator on

the MCGA can display user-defined characters. (The EGA, VGA, Hercules Graphics Card Plus, and Hercules In-Color Card also have this capability.) The MCGA's alphanumeric character

continued

Table 2: New BIOS video modes on the MCGA and VGA.

Mode number		MCGA	VGA
0	40 by 25 16-color alphanumeric (320 by 400 resolution)	X	
0	40 by 25 16-color alphanumeric (360 by 400 resolution)		X
2	80 by 25 16-color alphanumeric (640 by 400 resolution)	X	
2	80 by 25 16-color alphanumeric (720 by 400 resolution)		X
11H	640 by 480 two-color graphics	X	X
12H	640 by 480 16-color graphics		X
13H	320 by 200 256-color graphics	X	X

Table 3: New INT 10h functions on the MCGA and VGA.

Function 10h: Color-palette interface

- AL=3: Toggle alphanumeric intensity/blink state
- AL=7: Read individual palette register (VGA only)
- AL=8: Read overscan (border color) register (VGA only)
- AL=9: Read all palette registers and overscan register (VGA only)
- AL=10h: Set individual video DAC color register
- AL=12h: Set block of video DAC color registers
- AL=13h: Select video DAC color page (VGA only)
- AL=15h: Read individual video DAC color register
- AL=17h: Read block of video DAC color registers
- AL=1Ah: Read video DAC color-page state (VGA only)
- AL=1Bh: Perform gray-scale summing

Function 11h: Character-generator interface

- AL=4: Load 8 by 16 alphanumeric characters
- AL=14h: Set alphanumeric mode using 8 by 16 characters
- AL=24h: Load 8 by 16 graphics characters

Function 12h: Alternate select

- BL=30h: Select vertical resolution for alphanumeric modes (VGA only)
- BL=31h: Enable/disable default palette loading
- BL=32h: Enable/disable video addressing
- BL=33h: Enable/disable default gray-scale summing
- BL=34h: Enable/disable alphanumeric cursor emulation (VGA only)
- BL=35h: Display-switch interface

Function 1Ah: Display combination code

- AL=0: Read display combination code
- AL=1: Write display combination code

Function 1Bh: Functionality/state information

Function 1Ch: Save/restore video state (VGA only)

- AL=0: Return state buffer size
- AL=1: Save video state
- AL=2: Restore video state

Listing 2: Establishing an 80 by 50 alphanumeric mode on the MCGA.

```

; load video BIOS 8x8 characters into alphanumeric character generator
mov ax,1102h ; AH = INT 10h function number
; AL = 8x8 character-set load

mov bx,0 ; BX = block to load
int 10h ; load 8x8 characters into RAM
mov ax,1103h ; AH = INT 10h function number
; AL = character-generator load

mov bx,0 ; BX = blocks to load
int 10h ; load 8x8 characters into
; character generator

; program CRT controller to display 8x8 characters
mov dx,3D4h ; DX = MCGA I/O port address
mov ax,309h ; AL = 9 (register number)
; AH = 3 (value for register)

out dx,ax ; update scan-lines register
mov al,0Ah ; AL = 0Ah (register number)
out dx,ax ; update cursor-start register
mov al,0Bh ; AL = 0Bh (register number)
out dx,ax ; update cursor-end register

; update status variables in video BIOS data segment
mov ax,40h
mov ds,ax ; DS -> video BIOS data segment
mov word ptr ds:[4Ch],80*50*2 ; update CRT_LEN
mov byte ptr ds:[84h],49 ; update ROWS
mov word ptr ds:[85h],8 ; update POINTS
    
```

generator can display characters from any of four different 256-character tables defined in video RAM.

To make the MCGA's character generator display one of these character sets, you first load the bit patterns that define the characters into video RAM. Then you program the character generator to copy the bit patterns from video RAM into one of its two internal character-definition tables. (These character-definition tables are called *font pages* in the IBM technical literature.)

It is easy to use the MCGA's RAM-loadable character sets on the MCGA to display characters that are smaller than the default 16-scan-line characters. In listing 2, the program calls the video BIOS to load the default graphics-mode character definitions—in which characters are only eight lines high—for use by the alphanumeric character generator. The code then reprograms the MCGA's memory controller to display only eight scan lines in each row of characters; the result is 50 rows of 80 characters each.

Apart from supporting RAM-loadable character sets, the MCGA replicates almost all the CGA's capabilities. However, the MCGA is not troubled by problems with display interference in alphanumeric modes. On the CGA, you must carefully synchronize CPU accesses to the video RAM with horizontal and vertical retrace intervals in the display refresh cycle. If you don't, you might see random patterns of interference or snow on the screen each time a program accesses the video buffer. The hardware design of the MCGA is such that this sort of display interference does not occur.

Surprisingly, the MCGA cannot generate a colored border. In alphanumeric modes on the CGA, you can display a border in any of 16 colors selected by programming the color-select register (I/O port 3D9). On the MCGA, you can still program the color-select register, but the MCGA does not display a border, regardless of the value you store in the register.

Graphics-Mode Programming

In CGA-compatible 640 by 200 two-color and 320 by 200 four-color modes, the MCGA emulates the CGA. The system maps pixels with a two-way interleave in the video buffer at B800:0000, just as they are mapped on the CGA. Video-buffer addressing is different, however, in 640 by 480 two-color and 320 by 200 256-color modes.

The video-buffer map in both 640 by 480 two-color and 320 by 200 256-color modes starts at A000:0000. Both modes map pixels linearly in the buffer from left

continued

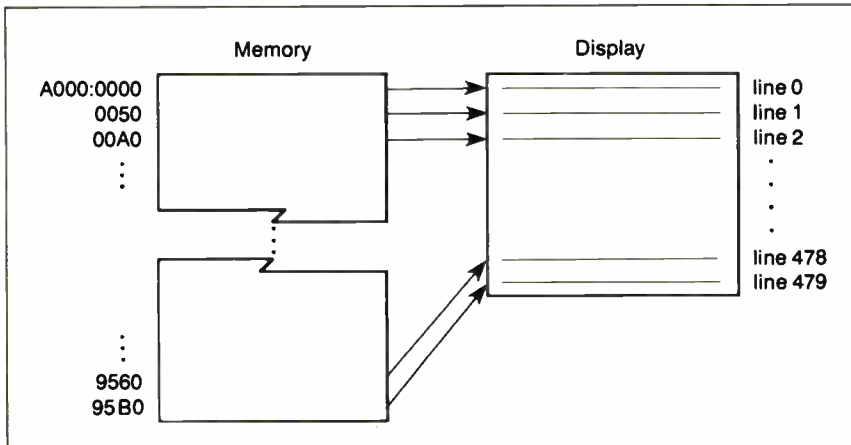


Figure 1: A video-buffer map in 640 by 480 two-color graphics mode.

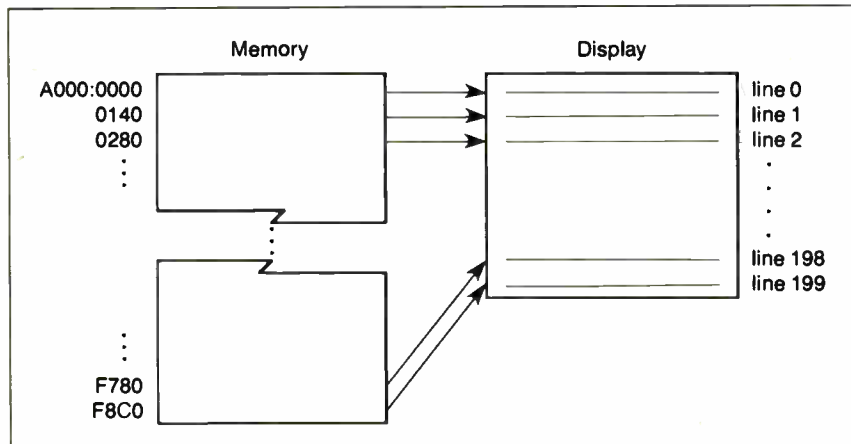


Figure 2: A video-buffer map in 320 by 200 256-color graphics mode.

Order Status,
Technical & Other
Info. (602) 246-2222



SPECIAL
MICROSOFT WORD 4.0
\$195

Call for programs
not listed

TOLL-FREE ORDER LINE 1-800-421-3135

FREE SOFTWARE! FREE SOFTWARE! FREE SOFTWARE!

Purchase over \$100 and receive one of these disks absolutely FREE! Purchases over \$250 get two free disks, over \$400 get three, or get all four disks when your purchase is over \$500! **1) MIXED BAG** — A great assortment of utilities and games all packed on one disk. **2) PC-WRITE** — Try this famous feature packed word processor. It's a winner! **3) FONT-SET** — Lets you set popular fonts like bold, underline, etc. on most late model printers from Citizen, Epson, NEC, Okidata, Panasonic, Star, Toshiba, etc. You can even use your printer like a typewriter! **4) ABC-LIST** — Great mailing list program! Sort on any field, do qualified searches, print reports and mailing labels, and more!

— SOFTWARE —							
ACCOUNTING		Microsoft		Word Perfect		MONITORS	
Cyma	Call	Macro Assembler	\$84	Executive	\$109	AMDEK	
Dac Easy Acct.	\$39	Microsoft Pascal	166	Word Perfect Library	59	410 Amber	\$157
Dac Easy Payroll	29	Microsoft Quick Basic	55	Wordstar	162	Magnovox RGB	Call
Dollars & Sense	94	Microsoft Quick C	55	Wordstar Pro	233	PRINCETON	
In House Acct.	39	Ryan McFarlan		Wordstar 2000+	206	Max 12	138
Managing Your		Fortran	305			HX 12E	460
Money 3.0	117	Ryan McFarlan				SAMSUNG	
		Cobol	479	— HARDWARE —		TTL Amber	72
COMMUNICATION PROGRAMS		Turbo Basic	55	ACCESSORIES		Color w/tilt	249
Carbon Copy Plus	115	Turbo C	55	Brooklyn Bridge	88		
Crosstalk XVI	89	Turbo Pascal	55	Copy II PC Bd.	75	PRINTERS	
Crosstalk MK4	110	Turbo Prolog	55	Curtis Ruby	59	CITIZEN	
Remote	89			Mach III Joystick	36	MSP 10	249
Smartcom II	79	MULTI-USER SOFTWARE		Masterpiece	88	MSP 15	315
		Fox Base	299	Masterpiece +	99	MSP 20	285
DATA BASE MANAGERS		Word Perfect	310	150 Watt		120 D	159
Clipper	379	Word Perfect		Power Supply	69	Premiere 35	471
Condor 3	325	Modules	ea 75			Tribute 224	639
DBase III Plus	Call	Microsoft Word	Call	BOARDS		EPSON - Call on all models	
DB-XL	82	PROJECT MANAGER		AST		NEC	
Fox Base Plus	202	Microsoft Project	219	Advantage Premium	422	P5XLP	840
Genifer	194	Super Project Plus	Call	Sixpac Premium	Call	P7 Parallel	619
Paradox 2.0	398	Timeline 2.0	242	Sixpac	145	8850	1059
PFS: Pro File	Call	Total Havard Man. 2	Call	HERCULES		P6 Parallel	439
Powerbase	169			Color Card	145	P960XL	1035
Q&A	207	SPREADSHEET		In Color Card	302	OKIDATA	
Quickcode Plus	138	Hal	115	Graphics Plus	182	Call on all models	
Quickreport	138	Lotus 1-2-3	Call	INTEL		PANASONIC	
Quicksilver	295	Silk	149	Above PC 64K	225	1080-1/M2	172
Revelation	464	Spreadsheet Auditor	82	Above 286	319	1090-1/M2	199
R Base System V	Call	Supercalc 4	Call	Orchid Tiny Turbo	389	1092-1	310
Reflex	81	VP Planner	48	SUNTEK		AMDEK 722	552
Relate & Report	112	UTILITIES		IO XT	65	Casper	410
VP Info	48	Copy II PC	19	IO AT	65	NEC	
DESKTOP PUBLISHING		Copywrite	39	TALLTREE		Multisync	559
Pagemaker	479	Cubit	30	J Ram 3 ATP	Call	Multisync Plus	Call
PFS: First Publisher	59	Deskview 2.0	72	COMPUTERS			
Ventura Publisher	489	Direct Access	49	AZ 386		HARD CARDS	
GRAPHICS		Eureka	95	80386-16 Micro		AZ 20 MB	425
Chartmaster	Call	Fastback	85	Processor, 1 MB of		AZ 30 MB	499
Diagram Master	Call	Formtools	56	Ram, Teac 1.2 MB		AZ 40 MB	625
Easy Cad	109	Graph in the Box	55	disk drive, 220 watt		Plus 20 MB	Call
Energraphics 2.01	294	Mace	55	power supply, 6 layer		Plus 40 MB	Call
Generic Cad	59	Microsoft Windows	55	mother board, RT		HARD DRIVES	
In-A-Vision	275	Norton Advanced	75	keyboard	\$2995	Seagate 20 MB	275
Microsoft Chart 3.0	229	Norton Utilities	48	AZ TURBO AT		Seagate 30 MB	309
Newsroom Pro	65	PC Tools	19	IBM AT Compatible,		Seagate 30 MB AT	Call
Printshop	33	Prokey 4.0	70	512K, 6 & 8 MHZ,		MODEMS	
Prodesign 2	148	Q DOS	49	keyboard, graphics		AZ 300/1200	75
INTEGRATED		Rightwriter	75	card, 220 watt power		Everex 300/1200	89
Ability	56	Sidekick	55	supply, MS/DOS 3.2		Hayes 1200	Call
Ability Plus	Call	Sideways	39	GW Basic	\$1025	Hayes 1200B	Call
Enable	Call	Sqz	Call	AZ TURBO XT		Hayes 2400	Call
Framework II	Call	Superkey	55	135 watt power		U.S. Robotics 2400	335
Smart System	429	Turbo Lightning	55	supply, One 360K		MICE	
Symphony	Call	XTree	25	drive, 640K,		Logitech	Call
LANGUAGES		WORD PROCESSING		keyboard	\$519	Microsoft Bus	106
Lattice C Compiler	242	Microsoft Word 4.0	195			Microsoft Serial	119
Microsoft C Compiler	249	Multimate				Optimouse w/Dr Halo	96
Microsoft Fortran	255	Advantage II	Call			Optimouse w/DPE	185
		Volswwriter 3	139				
		Webster Spellcheck	37				
		Word Perfect	195				

TERMS: Shipping on most software is \$5.00 AZ orders +6.7% sales tax. Personal check/company check - allow fourteen (14) days to clear. We accept purchase orders from authorized institutions for 3.5% more than cash price. All returns are subject to our approval. There will be a 20% restock fee. Minimum phone order \$50. All prices are subject to change. Due to copyright laws we cannot take back any open software.

No Charge for Master Card or Visa



We do not guarantee compatibility

TOLL-FREE ORDER LINE 1-800-421-3135
WAREHOUSE DATA PRODUCTS
2701 West Glendale Ave. • Phoenix, AZ 85051

Phone Hours: Monday, Wednesday & Thursday 7 am-9 pm; Tuesday & Friday 7 am-5 pm; Saturday 9 am-5 pm. MST.

to right and from top to bottom on the screen. In 640 by 480 two-color mode, a bit represents one pixel, so there are eight pixels to each byte in the video buffer and 80 bytes in the buffer per row of pixels on the screen (see figure 1).

In 320 by 200 256-color mode, each pixel value comprises 8 bits, so the video buffer is mapped as 200 320-byte rows (see figure 2).

You can write routines that manipulate pixels in these MCGA graphics modes by modifying code that runs in CGA-compatible graphics modes. The routine in listing 3 is an example of code that up-

dates a single pixel in 320 by 200 256-color mode. The program computes the video-buffer address by multiplying the number of pixels in each row by the pixel y coordinate and then adding the pixel x coordinate. Since each byte in the buffer represents one pixel, updating a pixel consists of a single machine instruction.

The MCGA's 640 by 480 two-color graphics mode deserves attention because its horizontal resolution and vertical resolution are the same in terms of the number of pixels displayed per inch. (Programmers sometimes describe this circumstance by saying that the pixels are

"square.") This means that when you draw a figure in 640 by 480 graphics mode, you do not need to scale the figure to accommodate different horizontal and vertical resolutions.

Video DAC Programming

Programming the MCGA's video DAC is straightforward when you use the video BIOS. In all modes except the 320 by 200 256-color graphics mode, you can use only the first 16 video DAC registers. The video BIOS loads these registers by default with a set of 16 CGA-compatible color values. You can, however, update any of these color registers using any of the 256K color combinations available.

For example, listing 4 shows how you could change the color value in video DAC register 7. The color-register value is actually 18 bits in size—red, green, and blue components are each 6 bits. The higher the value you specify for each component, the higher the displayed intensity of that color.

If a monochrome display is attached to the MCGA, the video BIOS performs a gray-scaling computation before it loads a color value into the specified video DAC color register. The video BIOS performs gray-scaling by taking a weighted average of the red, green, and blue values you specify. (The formula used is 30 percent red + 59 percent green + 11 percent blue.) The result is a gray-scale value that corresponds to the overall intensity of the specified color combination.

The VGA

The VGA subsystem takes its name from the video graphics array, a proprietary VLSI gate-array circuit that incorporates the functions of several EGA components: the CRT controller, the sequencer,

continued

Listing 3: Setting the value of a pixel in 320 by 200 256-color mode.

```

sp13 PROC near
; call with: AX = y coordinate
;          BX = x coordinate
;          CL = pixel value
; compute address of pixel in video buffer
    mov dx,320
    mul dx
    add bx,ax ; BX = X + 320*Y
    mov ax,0A000h
    mov ds,ax ; DS:BX -> pixel in video buffer
; update the pixel value
    mov [bx],cl
    ret
sp13 ENDP
    
```

Listing 4: Updating a video DAC color register.

```

mov ah,10h ;AH = INT 10h function #
mov bx,7 ;BX = 7 (register #)
mov dh,RedValue ; DH,CH,CL = 6-bit RGB values
mov ch,GreenValue
mov cl,BlueValue
int 10h ;Call video BIOS
    
```

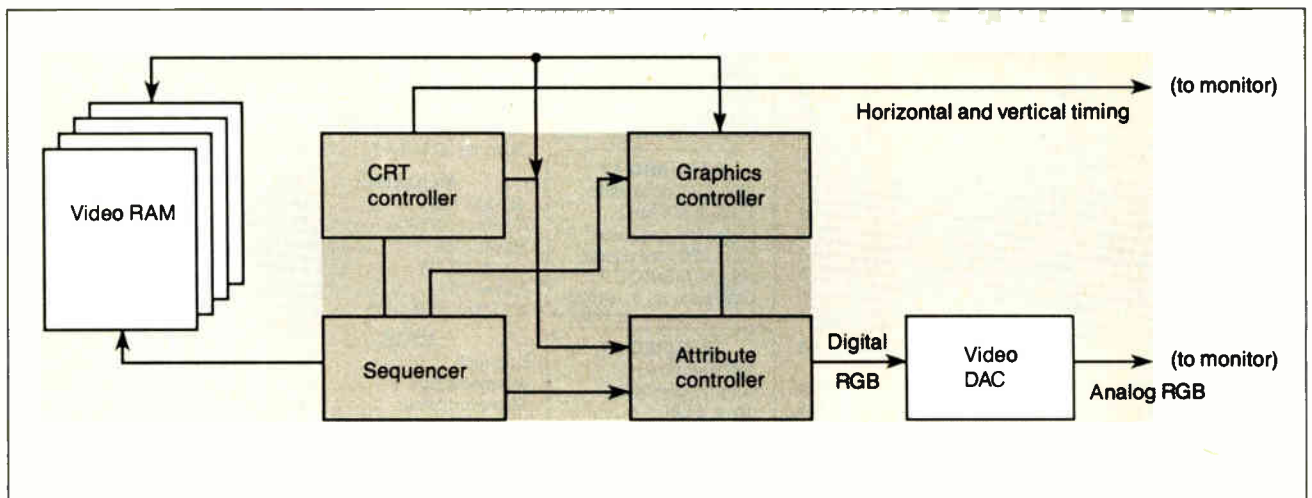


Figure 3: The VGA subsystem. Components of the VGA chip are outlined in red.



Developing a complex PC application with the wrong database has its pitfalls.

Any PC database manager can do simple applications and queries.

But when you want more complex applications, a limited product can be your downfall.

PC/FOCUS® is not just a database manager. It's also a true fourth-generation language with a complete set of developer's tools, including a screen painter, report writer, statistics, graphics, and micro-mini-mainframe communications. Programmer

productivity gains are often ten to one, or more.

Release 3.0 A Window on the PC

And with Release 3.0, PC/FOCUS can be completely window-driven. You can use windows to program. Or create window-driven programs. Or both.

In its table-driven mode, PC/FOCUS is superb for quickly developing prototypes for large applications. Yet it also has the programming richness and power demanded by advanced

users. And they won't run out of memory, because PC/FOCUS breaks the 640K barrier with extended memory support.

It's Better with Data

And PC/FOCUS delivers real access to real data. In fact, you can apply the powerful data analysis tools of PC/FOCUS directly against a dBASE file. By communicating with FOCUS in a mainframe, PC/FOCUS can also access data from every important mainframe database manager, including DB2 and IMS.

And Multi-user PC/FOCUS is available today for all the major LANs.

We give PC/FOCUS the same support as its mainframe counterpart: local help lines in 12 regional offices, a

Release 3.0

Some new features of PC/FOCUS:

- Developers' windows
- ModifyTalk (simplifies the programming of database updates)
- Scripting Language (generates communications macros)
- Full-screen asynchronous communication
- Protocol converters
- Completely menu-driven user interface
- 3-D graphics

central hotline, and a national network of technical support and training centers.

Before you take another step, learn more about PC/FOCUS. Call 1-212-736-4433, Ext. 3700. Or write Information Builders, Inc., Dept. O7, 1250 Broadway, New York, NY 10001. We won't let you down.

PC/FOCUS is a registered trademark of Information Builders, Inc.

PC/FOCUS
Information Builders, Inc.

BYTE 1987 Extra Edition • Inside the IBM PCs 73

Listing 5: Establishing an 80 by 50 alphanumeric mode on the VGA.

```

; establish 400-line resolution in alphanumeric mode
mov ax,1202h ; AH = 12h (INT 10h function number)
                ; AL = 2 (select 400-line modes)
mov bl,30h ; BL = alphanumeric scan-lines select
int 10h
mov ax,3 ; call video BIOS to set mode
int 10h
; load video BIOS 8x8 characters into alphanumeric character generator
mov ax,1112h ; AH = INT 10h function number
                ; AL = 8x8 character-set load
mov bl,0 ; BL = block to load
int 10h ; load 8x8 characters into RAM

```

the graphics controller, and the attribute controller (see figure 3).

You program each component of the VGA as you would on the EGA. Each contains a number of control registers mapped to 8-bit ports. As with the MCGA, you access each register by writing a register number to an I/O port and then reading or writing the specified register. The CRT controller has 25 registers addressed at ports 3D4 and 3D5; the sequencer has 5 registers at ports 3C4 and 3C5; the graphics controller maps 9 registers to 3CE and 3CF; and the attribute controller has 21 registers, including 16 palette registers, mapped to 3C0 and 3C1.

Almost all of the many VGA control registers have the same function on the EGA, so if you are familiar with the EGA, you will be comfortable programming the VGA as well. The function of each of the registers is documented in IBM's technical reference manual for the PS/2 Models 50 and 60.

The VGA supports all the video modes available on the EGA, as well as the 640

by 480 two-color and 320 by 200 256-color graphics modes found on the MCGA. One additional graphics mode is unique to the VGA: a 640 by 480 16-color graphics mode (BIOS mode 12H) that is similar to the EGA-compatible 640 by 350 16-color mode, but with higher vertical resolution.

As on the MCGA, the default alphanumeric modes on the VGA have 400-line vertical resolution. Unlike the MCGA, however, you can set up the VGA's CRT controller to display alphanumeric characters with 200-line or 350-line resolution for compatibility with the CGA and the EGA.

Video BIOS

As on the MCGA, the VGA video BIOS provides support for all the CGA- and EGA-compatible INT 10h functions. The VGA BIOS also supports INT 10h functions 1Ah and 1Bh, which return information regarding the hardware configuration and video BIOS status as they do on the MCGA.

The VGA video BIOS also provides a video-state save/restore capability through INT 10h function 1Ch. This function can save and restore all control registers, video DAC registers, and video-related information from the BIOS data area in RAM, using a buffer provided at a user-specified address. The ability to save the state of the VGA and subsequently restore it lets a program switch between video modes or program the palette and video DAC registers freely without losing the context of a previously established video state.

Alphanumeric-Mode Programming

As on the MCGA, CGA-compatible alphanumeric-mode programming on the VGA is straightforward. Again, the video buffer is addressed starting at B800:0000 and mapped with alternating character codes and attributes. Video-BIOS support for character I/O is the same as it is on other IBM video subsystems.

As for the EGA and MCGA, you can configure the VGA to display user-defined alphanumeric character sets. You can also program the VGA's CRT controller to display characters of different vertical sizes, so that you can display more than the default 25 rows of alphanumeric characters. Listing 5 is a simple example of how you can call the video BIOS to set up an 80 by 50 alphanumeric mode using the 8 by 8 character definitions found in the BIOS ROM.

Graphics-Mode Programming

If you can program the EGA and MCGA in graphics modes, you can program the VGA. Routines that read and write pixels

continued

PERISCOPE™

POWER

...Keeps you going full steam ahead when other debuggers let you down. With four models to pick from, you'll find a Periscope that has just the power you need.

Start with the model that fits your current needs. If you need more horsepower, upgrade for the difference in price plus \$10! And don't worry about having a lot more to learn... Even when you move to the most powerful model, Periscope III, an extra dozen commands are all that's involved.

Periscope's software is solid, comprehensive, and flexible. It helps you debug just about any kind of program you can write... thoroughly and efficiently. Periscope's hardware adds the power to solve the really tough debugging problems.

Periscope requires an IBM PC, XT, AT, or close compatible (Periscope III requires hardware as well as software compatibility); DOS 2.0 or later; 64K available memory; one disk drive; an 80-column monitor.

Top-of-the-line Periscope III with real-time, hardware breakpoint board.



Periscope I includes a half-length board with 56K of write-protected RAM; break-out switch; software and manual for \$345.

Periscope II includes break-out switch; software and manual for \$175.

Periscope II-X includes software and manual (no hardware) for \$145.

Periscope III includes a full-length board with 64K of write-protected RAM, hardware breakpoints and real-time trace buffer; break-out switch; software and manual. Periscope III for machines running up to 8 MHz is \$995; for machines running up to 10 MHz, \$1095.

Call Toll-Free for free information or to order your Periscope today!

MAJOR CREDIT CARDS ACCEPTED.

800-722-7006

The
PERISCOPE
Company, Inc.

14 BONNIE LANE
ATLANTA, GA 30328
404/256-3860

SOFTWARE

PC COMPATIBLE SOFTWARE

ANSA	
Paradox.....	\$359.00
ASHTON-TATE	
D Base III+.....	\$389.00
FrameWork II.....	\$389.00
Multimate Advantage II.....	\$CALL
Rapidfile.....	\$244.00
BOEING	
Boeing Calc.....	\$CALL
Boeing Graph.....	\$CALL
BORLAND	
Eureka.....	\$CALL
Reflex.....	\$84.95
Reflex Workshop.....	\$44.95
Sidkick(unprotected).....	\$47.00
Sidkick/Traveling.....	
Sidkick/Bundle.....	\$74.95
Superkey.....	\$37.00
Travelling Sidkick.....	\$42.95
Turbo C.....	\$CALL
Turbo Database Toolbox.....	\$42.95
Turbo Gameworks.....	\$39.00
Turbo Graphics Toolbox.....	\$31.00
Turbo Jumbo Pack.....	\$177.00
Turbo Lightning.....	\$54.95
Turbo Pascal.....	\$59.00
Turbo Pascal Numerical Methods.....	\$59.00
Turbo Prolog.....	\$CALL
Turbo Prolog Toolbox.....	\$57.95
Turbo Tutor.....	\$27.95
BRODERBUND	
Graphics Library.....	\$25.95
Graphics Library Disks.....	\$24.95
Newsroom Pro.....	\$69.95
Print Shop.....	\$39.95
Print Shop Companion.....	\$32.00
Toy Shop.....	\$42.95
CENTRAL POINT SOFTWARE	
COPY II PC.....	\$27.00
Option Board.....	\$79.95
PC Tools.....	\$27.00
DAC SOFTWARE	
Dac Easy Accounting.....	\$54.95
Dac Easy Acct. Tutor.....	\$19.95
Dac Easy Payroll.....	\$39.95
DAYBREAK	
Silk.....	\$CALL
ELECTRONIC ARTS	
Call for price on all titles!	
EPYX	
Call for price on all titles!	
FUNK	
Sidways.....	\$37.95
GENERIC SOFTWARE	
Generic Cadd 3.0.....	\$69.95
Generic Cadd w/Dot Plot.....	\$89.95
INFOCOM	
Call for price on all titles!	
LIFETREE	
Volks Writer.....	\$157.00
Words & Figure.....	\$137.00
LIVING VIDEOTEXT	
Ready!.....	\$52.95
Think Tank.....	\$97.95
LOTUS	
123.....	\$307.00
HAL.....	\$CALL
Symphony.....	\$439.00
MECA	
Managing Your Money.....	\$119.95
MERIDIAN TECHNOLOGY	
Carbon Copy.....	\$109.00
MICROPRO	
Wordstar 2000.....	\$199.00
Wordstar 2000+.....	\$219.00
Wordstar Prof Rel 4.....	\$249.00
MICRORIM	
R Base System 5.....	\$427.00
Clout.....	\$124.00
MICROSOFT	
Access.....	\$CALL
C Compiler.....	\$249.00
Chart.....	\$164.00
Flight Simulator.....	\$32.95
Fortran.....	\$267.00
Macro Assembler.....	\$87.00
MS-DOS & GW Basic.....	\$CALL
Mouse.....	\$109.00

Pascal.....	\$167.00
Project.....	\$227.00
Quick Basic.....	\$57.00
Windows.....	\$57.00
Word Version 4.0.....	\$CALL
MICROSTUFF	
Crosstalk XVI.....	\$94.00
NORTON PRODUCTS	
Norton Commander.....	\$39.95
Norton Utilities.....	\$49.95
Norton Advanced Utilities.....	\$84.00
PAPERBACK SOFTWARE	
VP Planner.....	\$52.95
Executive Writer.....	\$39.95
Executive File.....	\$29.95
VP Graphics.....	\$CALL
VP Expert.....	\$CALL
VP-Info.....	\$59.00
PERSONICS CORP	
Smart Notes.....	\$47.95
ROSESOFT	
Prokey.....	\$74.00
SOFTWARE PUBLISHING	
Harvard Presentation Graphics.....	\$229.00
Harvard Total PM.....	\$257.00
PFS First Choice.....	\$94.00
Professional File.....	\$139.00
Professional Plan.....	\$CALL
Professional Write.....	\$109.00
SIMON & SCHUSTER	
Typing Tutor III.....	\$39.95
SPRINGBOARD	
Newsroom Pro.....	\$79.00
Clip Art.....	\$CALL
SYMANTIC	
Q&A.....	\$219.00
TURNER HALL	
Note It.....	\$57.00
SOZ.....	\$57.00
UNISON WORLD	
Newsmaster.....	\$CALL
WORD PERFECT	
Wordperfect.....	\$207.00
Executive.....	\$127.00
Library.....	\$79.00
Math Plan.....	\$CALL
XEROX	
Ventura Publisher.....	\$CALL

HARDWARE

PRINTERS

CITIZEN	
120D.....	\$174.00
MSP-10.....	\$279.00
MSP-15.....	\$379.00
Premier 35.....	\$459.00
Tribute 224.....	\$CALL
EPSON PRINTERS	
FX-88E.....	\$317.00
FX-286E.....	\$447.00
LX-800.....	\$179.00
LQ-800.....	\$447.00
LQ-1000.....	\$627.00
EX-800.....	\$387.00
EX-1000.....	\$497.00
GQ-3500 LASER.....	\$1499.00
CALL FOR PRICE ON EPSON COMPUTERS	
PANASONIC PRINTERS	
1080i.....	\$159.00
1091i.....	\$189.00
1092i.....	\$279.00
1592.....	\$389.00
1595.....	\$439.00
3131.....	\$259.00
3151.....	\$399.00
Laser Printer.....	\$CALL
STAR MICRONICS	
NP-10.....	\$134.95
NX-10.....	\$157.95
NX-15.....	\$349.00
ND-10.....	\$289.00
ND-15.....	\$429.00
NR-15.....	\$499.00
NB24-10.....	\$499.00
NB24-15.....	\$639.00

MONITORS

TTL Monochrome	
Amdtek 410A Amber, Green, or White.....	\$149.00
Blue Chip Green.....	\$89.00
Packard Bell Amber w/std.....	\$97.00
Samsung TTL.....	\$89.00
Xtron Amber	
TTL/CGA autoswitch.....	\$119.00
Zenith 1240.....	\$139.00
RGB	
Magnavox 8562.....	\$269.00
Magnavox 8515.....	\$289.00
Thompson.. All Models.....	\$CALL
Zenith 1330.....	\$407.00
EGA	
NEC Multisync.....	\$549.00
Packard Bell	
EGA/CGA/TTL Auto.....	\$419.00
Goldstar EGA.....	\$CALL
Amdtek 722.....	\$477.00
Thompson Ultrascan.....	\$499.00
Zenith 1470 EGA.....	\$219.00

Kensington
Accessories in stock!!!
Call for Best Price

PC ADD ON BOARDS

AST	
Advantage(128k).....	\$319.00
Rampage AT.....	\$419.00
Rampage PC	
6 Pak v(64k).....	\$CALL
I/O Mini II.....	\$159.00
ATI	
Graphic Solution.....	\$187.00
EGA Wonder.....	\$274.00
BOCA RESEARCH	
EGA/CGA/MDA/MCA.....	\$149.00
BOCARAM XT w/OK.....	\$139.00
BOCARAM AT w/OK.....	\$169.00
<i>Bocarams are Intel Above Board compatible</i>	
BOCA I/O AT.....	\$79.95
BOCA I/O XT.....	\$79.95
Gameport Adapter for I/O.....	\$19.95
HERCULES	
Graphics Plus.....	\$179.00
Color Card.....	\$147.00
Other Hercules boards in stock....	
Call for price	
INTEL	
AboveBoard PC.....	\$227.00
AboveBoard PS/XT.....	\$267.00
AboveBoard AT.....	\$339.00
SWAN TECHNOLOGIES	
Add on Cards	
-Compatibility guaranteed	
-1 year replacement warranty	
CGA card w/printer port.....	\$69.95
Hercules Compatible Mono card w/printer Port.....	\$69.95
Multi I/O.....	\$CALL
for configuration and price	
PARADISE	
Autoswitch 360.....	\$149.00
Autoswitch 480.....	\$169.00
STB	
EGA+.....	\$259.00
Chaffeur HT.....	\$214.00
ZUCKER	
CGA.....	\$89.95
Monochrome Graphics.....	\$94.95
Memory Expansion.....	\$CALL
PC HARD DRIVES	
Miniscribe	
30MB XT Drive w/controller.....	\$339.00
30MB Hard Card.....	\$429.00
30MB AT Hard Card.....	\$479.00
40MB AT Drive.....	\$379.00
Seagate	
ST-225 20MB w/controller.....	\$289.00
ST-238 30MB w/controller.....	\$359.00
AT Hard Drives	
ST-4038.....	\$549.00
ST-251.....	\$469.00
Western Digital	
File Card 20.....	\$439.00
File Card 30.....	\$CALL
AT FD/HD Controller.....	\$169.00

DON'T SETTLE FOR LESS...
tcp SHIPS IT

FEDERAL EXPRESS

Circle 230 on Reader Service Card

Software orders over \$50 & Accessories/Peripherals under 8 pounds will be shipped FEDERAL EXPRESS (Yes even at these prices). You only pay TCP's standard shipping charge of \$4.00 per order. Orders arriving before 11:00 AM our time will be shipped out same day if part of your order is backordered the remainder will be shipped UPS Ground for FREE.

TOLL FREE 1-800-468-9044

INFORMATION AND PA ORDERS 814-234-2236

OPEN: 8:00AM-9:00PM Mon-Fri

10:00AM-6:00PM Sat-Sun EAST COAST TIME



\$749

Buy with Confidence,
30-Day Satisfaction Guarantee

Swan XT10

- 4.77/10MHz.
- 640 KB RAM (120 nano-seconds) on motherboard.
- 150W Power Supply.
- 8 Expansion Slots.
- (2) 360K Floppy Drives (Room for 2 additional 1/2 height devices).
- 101 Key, Enhanced AT Style Keyboard with IBM® type mechanical "touch-click" feel.
- Reset and Turbo Buttons plus Keyboard Keylock on front panel.
- Hercules compatible monographic card (720 x 348).
- High Resolution Amber Monitor with tilt and swivel.
- Game Port ■ Parallel and Serial Ports, Clock/Calendar w/Battery Back-up.
- MS-DOS v3.21/GW Basic Option \$79.95.

HARD DRIVE OPTION: Same as above but w/single Floppy Drive, 30MB Hard Drive and Controller. **Only \$999.00**

CALL FOR CGA & EGA OPTIONS

IMSI
PC mouse w/Dr. Halo II....\$89.00

MODEMS

Hayes Smart Modem	
1200B w/sw.....	\$329.00
2400B w/sw.....	\$499.00
Swan Technologies 1/2 Card	
Internal 300/1200, Includes PC	
Talk III software.....	\$89.00
2400 baud Internal.....	\$199.00
Packard Bell External	
300/1200 baud.....	\$149.00
2400 baud External.....	\$279.00
US Robotics Sportster	
300/1200 baud.....	\$139.00
Ventel Modems	
Call for best prices on all models	
Zucker	
300/1200 Half Cd Modem	
with software.....	\$87.00

CHIPS

Numeric Coprocessors	
8087.....	\$104.00
8087-2.....	\$147.00
80287.....	\$179.00
80287-2.....	\$CALL

Memory Chips	
64k - 120 or 150ns	
64k x 4 - 120 or 150ns	
256k - 120 or 150ns	

PRICES ARE TOO VOLATILE TO LIST! PLEASE CALL FOR CURRENT PRICE.

DISKS

per box of 10	3.50"	5.25"
BONUS	DS/DD	\$6.95
MAXELL	DS/DD	\$17.95 \$9.95
VERBATIM	DS/DD	\$19.95 \$9.95
SONY	DS/DD	\$16.95 \$8.95

AMSTRAD



PC-1512

Full PC Compatibility

- Plus ■ 8MHz Processor ■ 3 Available Slots
- 512K Memory
- Parallel Port, Serial Port, Game Port Standard ■ Microsoft Compatible Mouse ■ MS-DOS 3.2, GEM Desktop, GEM Basic 2 ■ CGA Video Card

CALL FOR BEST PRICE IN THE USA

TOSHIBA

3 1/2" DRIVE, 720 K, Requires DOS 3.2 or higher. Includes Mounting Hardware.....\$129.00

EDUCATIONAL & CORP ACCOUNTS

CALL 1-800-533-1131
Inside PA Call 814-234-2236

To order by mail: We accept money order, certified check, personal check. Allow 2 weeks for personal check to clear. Shipping: \$4.00 for software and accessories/ \$10.00 for printers and color monitors/ \$8.00 for disk drives and other monitors/ Add \$3.00 per box shipped COD. Call for other shipping charges. Additional shipping required on APO, FPO, AK, HI, and foreign orders.

Terms: ALL PRICES REFLECT CASH DISCOUNT, ADD 1.9% FOR MASTER CARD OR VISA.

All products include factory warranty. ALL SALES ARE FINAL. Defective items replaced or repaired at our discretion. Pennsylvania residents add 6% sales tax. Prices and terms subject to change without notice.



TUSSEY COMPUTER PRODUCTS

P.O. BOX 1006
STATE COLLEGE, PA 16804

OUR PLUG-IN CARDS GIVE YOU PLUG-IN CONTROL.

Your IBM PC/XT/AT or compatible can control any IEEE-488 instrument.

You can:

- Plug-in to BASIC, C, FORTRAN, or Pascal.
- Use HP-IB plotters, printers, and instruments.
- Spend less time programming.
- Call (617) 273-1818 and put us to the test.

Complete hardware and software solutions for just \$395.



Capital Equipment Corp.
99 South Bedford Street
Burlington, MA. 01803



PS/2 VIDEO PROGRAMMING

in CGA- and MCGA-compatible graphics modes also run on the VGA in these modes. In EGA-compatible graphics modes (320 by 200 16-color, 640 by 200 16-color, and 640 by 350 16-color), the same routines you use on an EGA should also run on a VGA. The only video mode unique to the VGA is 640 by 480 16-color mode, but it is almost identical to the EGA-compatible 640 by 350 16-color mode.

In these EGA-compatible modes, the video buffer is set up as a set of four parallel bit planes, each of which shares the same range of addresses starting at A000:0000. Data bytes are transferred to and from the bit planes in parallel whenever the CPU executes a read or write instruction.

This limited parallel processing is carried out by the VGA's graphics controller, which contains a set of four 8-bit internal registers or latches. Whenever the CPU executes an instruction that performs a read from an address in the video buffer, the graphics controller copies the contents of each of the parallel bit planes at the specified address into the latches. Thus, for example, when the CPU executes a MOV reg,mem instruction, the graphics controller copies 4 bytes of data from the bit planes into the latches.

The converse process occurs when a CPU executes a write instruction. In this case, the graphics controller combines the data byte written by the CPU with the contents of each of the latches and writes the result to the bit planes. Thus, the sequence of events in updating the video buffer in graphics modes is to execute a CPU read followed by a CPU write. This can be a sequence of two MOV instructions, as well as a single CPU instruction, such as MOVSB.

Pixels are represented by the set of corresponding bits at the same address in each of the bit planes. Since there are four bit planes, a pixel can have any of 16 (2⁴) different values, and the number of different colors you can display at one time is 16. You might think of the contents of the graphics controller latches as eight adjacent pixel values instead of 1 byte from each of the four bit planes.

As on the EGA, the key to graphics-mode programming on the VGA is to control the way the graphics controller manipulates the data bytes (pixel values) it reads from and writes to the bit planes. On the VGA, two graphics-controller read modes and four write modes affect what the graphics controller does during CPU reads and writes.

Graphics-Controller Read Modes

The two graphics-controller read modes are the same as those implemented on the

MANZANA 3.5" DRIVES AND 3FIVE® SOFTWARE

It Takes More Than
DRIVE TO GET AHEAD



Our 720K and 1.44MB internal or external 3.5" floppy drives come with software that supports more 3.5" formats on more computers than anyone else. PS/2 compatibility, Laptop compatibility, and backup capability all from the same peripheral. Please call for more information. We look forward to providing you with the finest quality 3.5" disk upgrades available.

Come see us at COMDEX/Fall '87
Bally's Las Vegas, Booth B738



MANZANA
MICROSYSTEMS, INC.

(805) 968-1387

Manzana MicroSystems, Inc., P.O. Box 2117, Goleta, CA 93118. Telex 4932215

EGA. In read mode 0, the value of one in the four latches is copied to the CPU each time the latches are loaded by a CPU read operation. In read mode 1, the eight pixel values in the latches are compared to a reference value stored in the graphics controller's color-compare register. The graphics controller returns the result of the eight comparisons in a single byte to the CPU. Each bit of the byte contains a 1 bit where a latched pixel value matches the reference value.

Read mode 0 is useful for transferring data out of the bit planes into system RAM because you can access the contents of each bit plane separately. You can use read mode 1 for graphics operations, such as region fills, where you must scan the video buffer for pixels that match a predetermined value.

Graphics-Controller Write Modes

Each of the four graphics-controller write modes is also designed to simplify certain kinds of programming tasks. Write mode 0 is the one that the video BIOS routines use most frequently. In write mode 0, the graphics controller combines the eight latched pixel values with either the data byte written by the CPU or with a pixel value stored in the graphics-controller set/reset register. The graphics controller can AND, OR, or XOR pixel values, as well as replace them with CPU or set/reset data. You control this activity pixel by pixel by storing a bit mask in the graphics controller's bit-mask register; the bit mask indicates which of the eight latched pixel values is updated and which is left alone during the operation.

Consider what happens in listing 6, which uses write mode 0 to update the value of a pixel in 640 by 480 16-color mode. First, the routine computes the address of the pixel in the video buffer, as well as a bit-mask value for the bit-mask register. Then the graphics-controller registers are set up for the operation; write mode 0 is selected, the desired pixel value is stored in the set/reset register, the set/reset function is enabled for all four bit planes, and the bit-mask value is placed into the bit-mask register. Then the OR instruction updates the bit planes. Finally, the graphics-controller registers are updated with values that correspond to those used by default by the video BIOS, so that subsequent video BIOS routines run as expected.

Clearly, most of the work involves configuring the graphics controller; only one CPU instruction actually updates the pixel. Note the sequence of events that occurs during execution of the OR instruction: First, a CPU read occurs, so the latches are loaded with the eight pixel values at the specified address. Then, the

CPU performs a logical OR of a register with the value it read from the graphics controller and performs a CPU write with the result.

The graphics controller ignores the byte written by the CPU because it is configured to use the pixel value in the set/reset register to update the latches. The bit-mask-register value specifies which of the eight latched pixel values is replaced with the set/reset value as the latched data is copied to the bit planes during the CPU write operation.

In graphics-controller write mode 1, the contents of the four latches are simply copied to the bit planes. Thus, write mode 1 is useful in filling the video buffer with a solid color or a pixel pattern.

In write mode 2, the pixels in the latches are updated with the pixel value specified in the CPU data byte instead of in the set/reset register. Consequently, you can use write mode 2 as easily as write mode

0 for updating the value of individual pixels in the buffer.

The VGA also supports a graphics-controller write mode 3. It is similar to write mode 0, except that its bit-mask value is derived by combining the data byte written by the CPU with the value in the bit-mask register using an AND operation. This lets you change the bit-mask pattern without programming the bit-mask register. However, because the EGA does not support write mode 3, you must avoid using it if you are designing a program to run on the EGA as well as the VGA.

Video DAC Programming

Using the video DAC is somewhat more complicated on the VGA than on the MCGA because the VGA's attribute controller plays a role in accessing the video DAC. The VGA does not restrict you to using only the first 16 video DAC color

continued

Listing 6: Setting the value of a pixel in 640 by 480 16-color mode.

```

sp12 PROC near ; call with: AX = y coordinate
;                               BX = x coordinate
;                               CL = pixel value
; compute the pixel address in the video buffer
    push cx ; push pixel value
    mov cx,bx
    and cl,7
    mov ch,10000000b
    shr ch,cl ; CH = bit mask for pixel
    mov dx,80
    mul dx ; AX = Y*80
    mov cl,3
    shr bx,cl ; BX = X/8
    add bx,ax ; BX = Y*80 + X/8
    mov ax,0A000h
    mov ds,ax ; DS:BX -> pixel in video buffer
; set up the graphics controller
    mov dx,3CEh
    mov ax,0005
    out dx,ax ; set up write mode 0
    pop ax ; pop pixel value
    mov ah,al
    mov al,0
    out dx,ax ; set up set/reset register
    mov ax,0F01h
    out dx,ax ; set up enable set/reset register
    mov ah,ch
    mov al,8
    out dx,ax ; set up bit-mask register
; update the pixel
    or [bx],al ; update latches during CPU read
;                               ; update bit planes during CPU write
; restore default graphics-controller register values
    mov ax,0000
    out dx,ax ; default set/reset value
    mov ax,0001
    out dx,ax ; default enable set/reset value
    mov ax,0FF08h
    out dx,ax ; default bit-mask value
    ret
sp12 ENDP

```

registers in alphanumeric modes and 16-color graphics modes. You can program the attribute controller to address the 256 video DAC registers in 16 register blocks.

On the VGA, each 4-bit attribute value

(in alphanumeric modes) or 4-bit pixel value (in graphics modes) is processed by the attribute controller, which uses the value to select one of its 16 palette registers (see figure 4). Each of the palette registers contains a 6-bit value that com-

bins with the value in the attribute controller's color-select register to form an 8-bit value; this 8-bit value is passed to the video DAC.

The video DAC in turn uses the 8-bit value to select one of its 256 color registers, each of which contains an 18-bit RGB specification. In this way, a 4-bit attribute decodes into the set of three analog RGB values output by the video subsystem to the monitor.

Both the values in the palette registers and the value in the color-select register determine which video DAC color registers are referenced to generate color output.

By default, the video BIOS maintains EGA compatibility by initializing the attribute-controller palette registers with the same 6-bit values as on the EGA, as well as the first 64 video DAC registers with RGB values that produce the same 64 colors available on the EGA.

You could use the three remaining 64-register blocks of video DAC color registers by programming the attribute-controller color-select register. Video BIOS INT 10h function 10h supports this. (In IBM's technical documentation, blocks of video DAC color registers are referred to as *color pages*.)

In listing 7, I used the video BIOS to copy the contents of the first 64 video DAC registers into the second block of 64 registers. Then I called the BIOS gray-scaling function to replace the second block of color-register values with their gray-scale equivalents. At this point, I could call INT 10h function 10h again to select either the default color values in the first 64 color registers or the gray-scaled values in the second 64 color registers.

I Could Go On . . .

Although there are many more PS/2 video programming techniques than I can cover in the space of this article, it is easy to draw one conclusion from this brief overview: The MCGA and the VGA fall squarely into the mainstream of IBM video subsystems. Apart from its ability to display more colors and somewhat improved resolution, the MCGA strongly resembles the CGA in its capabilities and in the way you program it. Similarly, the VGA offers nearly complete compatibility with the EGA.

The VGA represents an incremental improvement over the EGA in terms of versatility, but it does not introduce any significant improvements in speed or resolution when you compare it with the EGA or with "enhanced" EGA clones. Nevertheless, it seems that many second-source vendors of video adapters for PCs and ATs regard the VGA as a new de facto hardware standard. ■

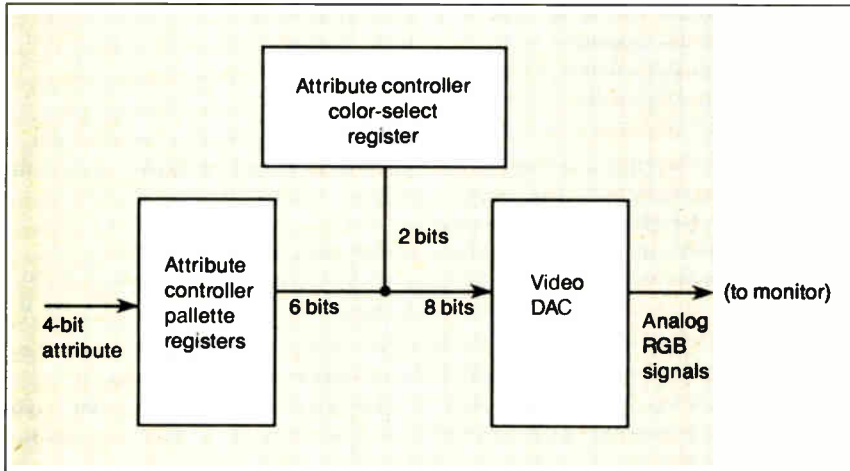


Figure 4: VGA color control.

Listing 7: Using a block of video DAC color registers.

```

Buffer db 3*64 dup(?); buffer for color-register values
      .
      .
      .
; copy first 64 video DAC color registers to second 64 registers

mov ax,1017h ; AH = 10h (video-BIOS function number)
           ; AL = 17h (read block of color registers)
mov bx,0    ; BX = first register
mov cx,64   ; CX = number of registers to read
mov dx,seg Buffer
mov es,dx
mov dx,offset Buffer ; ES:DX -> buffer
int 10h      ; read registers into buffer
mov ax,1012h ; AH = 10h
           ; AL = 12h (set block of color registers)
mov bx,64   ; BX = first register to set
mov cx,64   ; CX = number of registers to set
mov dx,seg Buffer
mov es,dx
mov dx,offset Buffer ; ES:DX -> buffer
int 10h      ; set registers

; perform gray-scale summing
mov ax,101Bh ; AH = 10h
           ; AL = 1Bh (perform gray-scale summing)
mov bx,64   ; BX = first register to sum
mov cx,64   ; CX = number of registers
int 10h

; use the gray-scale values
mov ax,1013h ; AH = 10h
           ; AL = 13h (select video DAC color page)
mov bx,101h ; BL = 1 (select specified color page)
           ; BH = 1 (color-page specifier)
int 10h

; use the default color values again
mov ax,1013h
mov bx,001h ; BH = 0 (color-page specifier)
int 10h
    
```

GET SERIOUS



...ABOUT ANALYZING YOUR DATA.

You might be spreading your spreadsheet a little too thin. Or maybe you're starting from scratch. But if you're serious about data analysis, you're ready for SPSS/PC+™—a full software family that brings you eight high-powered ways to complete any data analysis task.

Enter it. SPSS Data Entry II™ is a fully integrated data entry, cleaning and editing tool.

Analyze it. The SPSS/PC+ base package provides a powerful array of statistical and reporting procedures.

Picture it. SPSS/PC+ Graph-in-the-Box™ featuring New England Software's Graph-in-the-Box™ offers full color "snapshot" graphics.

Examine it. SPSS/PC+ Advanced Statistics™ lets you get more serious with your data.

Predict it. SPSS/PC+ Trends™—our latest option—is the complete time series analysis/forecasting tool.

Table it. SPSS/PC+ Tables™ produces presentation-ready tables instantly.

Chart it. SPSS/PC+ Graphics™ featuring Microsoft Chart creates show-stopping graphs and charts.

Map it. SPSS/PC+ Mapping™ featuring MAP-MASTER™ creates maps where vast amounts of data can be summarized and presented in one, simple picture.

SPSS/PC+ products are being put to productive use by serious fact finders in business, government and education. For countless purposes such as market research. Wage and salary studies. Survey analysis. And quality control. Plus each product is superbly documented and supported by SPSS Inc., a leader in statistical software for nearly 20 years. While specially tailored customer support is available through the VALUE PLUS™ plan.

So if you're serious about data analysis, step up to SPSS/PC+. For details, contact our Marketing Department.

CALL 1/312/329-3315

SPSS inc.

SPSS Inc. • 444 North Michigan Avenue, Suite 3000 • Chicago, Illinois 60611

In Europe: SPSS Europe BV. • P.O. Box 115 • 4200 AC Gorinchem, The Netherlands • Telephone: +31183036711 • TWX: 21019

SPSS/PC+ runs on IBM PC/XT/AT's with hard disk. Contact SPSS Inc. for compatible microcomputers, SPSS/PC+, SPSS Data Entry II, SPSS/PC+ Graph-in-the-Box, SPSS/PC+ Advanced Statistics, SPSS/PC+ Trends, SPSS/PC+ Tables, SPSS/PC+ Graphics and SPSS/PC+ Mapping are trademarks of SPSS Inc. VALUE PLUS is a trademark of SPSS Inc. Chart and Microsoft are trademarks of Microsoft Corporation. MAP-MASTER is a trademark of Ashton-Tate. Graph-in-the-Box is a trademark of New England Software, Inc.

© 1987, SPSS Inc.

For anyone who's ever IBM presents personal

Now it's easier than ever to become a newsmaker in business, thanks to IBM's new desktop publishing system.

It's called the IBM® SolutionPac™ Personal Publishing System. And it comes complete with everything you need to start



The IBM SolutionPac for Personal Publishing lets you design and print near typeset quality documents.

making headlines: the hardware, software, service and support.

Just one purchase, and you'll be on your way to designing and printing the kinds of presentations, reports and

newsletters bound to open people's eyes.

The Personal Publishing System is as easy to set up as it is to buy. All the components are designed to work together, from the Personal System/2™ Model 30 to IBM's laser printer, the Personal Pageprinter.

We've also preloaded all the necessary software—including Windows,™



L. Pierce Riding

dle-up

start when the
at 6:00 p.m.,
Madigan Hills
re will be a
experienced
ight vision)
ul world
e pierced
o of
es of
ride over
moonlight
hts of
more
cook
d to
and
nk
ild west.

FOR BOYS

g'uns. For
s, we'll be
the fun-
rseman-
ring for
alking and
the class

THE COMPANY NEWSLETTER

All-Stars Clinch Division Title



Heavy hitting powers All-Stars to the top

Last night, the All-Stars won the game, the title and a chance to shuffle off to Buffalo next week for the championships.

The All-Stars powered themselves to the top with a 9-5 victory over the Grass Stains, who had been tied with the All-Stars for first place. The game was tight until the bottom of the fourth when the All-Stars blasted into the lead with two home runs to the upper deck in left field.

The game was highlighted by a most improbable play in which three All-Star players, each running at different speeds, ended up on third base at the same time. Fortunately, the third baseman missed the throw from centerfield, allowing two of the runners to score.

"I believe we pulled it off," ex-
"A three-

wanted to make headlines, publishing.

PageMaker® and PostScript®—on the system's hard disk. All you have to do is turn the system on, run through the tutorial program and begin composing your thoughts.

Because it's from IBM, you can transfer many of your IBM-compatible files directly into the Personal Publishing System—where you can then turn

them into eye-catching documents.


There's good news for IBM PC XT™/286 and Personal Computer AT® owners, too. The IBM Personal Publishing Option offers you everything you need to upgrade your PC into a cost-saving print shop.

To see that your newsworthy ideas are noteworthy, visit your IBM Authorized Advanced Products Dealer (ask about the IBM Credit Card), or call your IBM Marketing Representative.

For the certified dealer nearest you, call 1-800-447-4700, ext. 48. (In Canada, call 1-800-465-6600.)



The IBM 3117 Scanner transfers artwork directly into the system.



© IBM 1987. IBM and Personal Computer AT are registered trademarks, and "SolutionPac," PC XT and "Personal System/2" are trademarks, of IBM Corporation. PageMaker is a registered trademark of Aldus Corporation. Windows is a trademark of Microsoft Corporation. PostScript is a registered trademark of Adobe Systems Inc.

Choose ALR's 16-MHz 386/2™ system for less than \$2,000, or a blazing 20-MHz system for less than \$2,500.



Now Advanced Logic Research announces second-generation 386 systems that do to the price barrier what our first generation did to the performance barrier. Annihilate it.

Starting at \$1990, ALR's totally new 386/2 systems

couple the power of 32-bit processing with up to 2 MB of true 32-bit memory. What's more, unlike other companies, ALR 386/2 systems offer a choice of 16- or 20-MHz processor speeds, with sockets for 80287-10 and 80387 coprocessors. Which means your applications will run faster than on any other available PC. And ALR 386/2 systems let you use all the peripherals, graphics, enhancements, and applications developed for the most popular computer operating system in history.

32-BIT
\$1990
MEMORY



How to run circles around the competition.

Sure, Compaq and IBM use the fastest hard disks and controllers with 1:1 interleaving, just like Advanced Logic Research. But instead of buffering

- Advanced Logic Research
- Compaq
- IBM

a full 17-sector track, they settle for single-sector buffering. Our way makes the fastest even faster where it counts—in the real world.

Naturally, all that speed coupled with EGA, enhanced EGA, or other high-performance graphics adapters makes



the 386/2 ideal for CAD/CAM workstations and other graphics applications.

Plus, with Phoenix Control/386 software featuring 32-bit disk caching, Vdisk, and EMS/EEMS support, all enhanced 386/2 systems can run multiple applications without memory limitations.

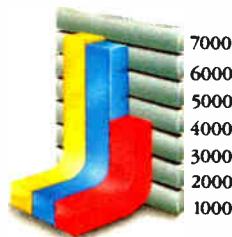


Take your choice of a convenient desktop or space-saving floor-mount system configuration.

Speed to burn. Without having money to burn.

You won't find more power, flexibility, or quality at a more competitive price anywhere. And that reaffirms ALR's ability to deliver leading edge performance. At leading edge prices.

- Advanced Logic Research \$4389
- IBM \$6995
- Compaq \$7094




The ALR 386/2 Model 40 with EGA adapter is similar to the IBM Model 80-041 and Compaq Deskpro 386 Model 40 with EGA adapter. Except for a lower price and twice their standard RAM.

Of course, ALR also offers a full range of high-performance communications, memory, and storage enhancements.

Introducing ALR's 20-MHz 386/220™, the fastest PC. Period.

If even more speed is what you need, you won't find a faster system than ALR's new 20-MHz 386/220. It scores a phenomenal 23.0 on Norton's SI benchmark, giving you nearly 25% more horsepower than Compaq's Deskpro 386. Yet it's priced many thousands less.

Take your pick of ALR's new 386/2 second-generation 386 systems: fast,



ALR 386/220, 23.0 SI rating

Compaq Deskpro 386, 18.6 SI rating

faster, or fastest. Call Advanced Logic Research today for the name of your local dealer. And discover the price of power isn't as high as it used to be.

Performance Specifications

386/2 Model 10 \$1990
386/220 Model 10 \$2485

- ALR-designed system board
- 16-MHz 80386 processor (20-MHz optional)
- Socketed for 80387 and 80287-10 support
- 1 MB 32-bit RAM, expand-able to 2 MB on system board
- 1.2-MB floppy disk drive
- Serial and parallel ports
- Eight expansion slots
- 101-key keyboard

386/2 Model 40 \$3990
386/220 Model 40 \$4485

- ALR-designed system board
- 16-MHz 80386 processor (20-MHz optional)
- Socketed for 80387 and 80287-10 support
- 2 MB 32-bit RAM
- 40-MB, 30-ms or better average access time hard disk drive, 450-KB/s transfer rate
- EMS and EEMS software
- 1.2-MB floppy disk drive
- Serial and parallel ports
- Desktop or floor-mount
- Eight expansion slots
- 101-key keyboard
- 32-bit Vdisk and disk caching software

386/2 Model 80 \$4690
386/220 Model 80 \$5185

- ALR-designed system board
- 16-MHz 80386 processor (20-MHz optional)
- Socketed for 80387 and 80287-10 support
- 2 MB 32-bit RAM
- 70-MB, 30-ms or better average access time hard disk drive, 450-KB/s transfer rate
- EMS and EEMS software
- 1.2-MB floppy disk drive
- Serial and parallel ports
- Desktop or floor-mount
- Eight expansion slots
- 101-key keyboard
- 32-bit Vdisk and disk caching software

386/2 Model 130 \$7299
386/220 Model 130 \$7794

- ALR-designed system board
- 16-MHz 80386 processor (20-MHz optional)
- Socketed for 80387 and 80287-10 support
- 2 MB 32-bit RAM
- 130-MB, 30-ms or better average access time hard disk drive, 450-KB/s transfer rate
- EMS and EEMS software
- 1.2-MB floppy disk drive
- Serial and parallel ports
- Desktop or floor-mount
- Eight expansion slots
- 101-key keyboard
- 32-bit Vdisk and disk caching software

Enhancements

A complete range of enhancements, including 4 MB of 32-bit RAM, multifunction products, and additional I/O products are available.



See us at
COMDEX
Las Vegas
Booth B910

Advanced Logic Research, Inc.

10 Chrysler, Irvine, CA 92718 (714) 581-6770

FAX (714) 581-9240 Telex (510) 601-4525

Answer back Advanced Logic

From Asia or Europe, call Wearnes Technology,

Phone (65) 259-2521 Telex RS38113 WRNTEC

Circle 6 on Reader Service Card (Dealers: 7)

Specifications, configurations, and prices subject to change without notice. Copyright 1987 Advanced Logic Research, all rights reserved. Registered trademarks: 386/2 and 386/220, Advanced Logic Research, Inc.; Phoenix and Control/386, Phoenix Technologies, Ltd.; Compaq and Deskpro, Compaq Computer Corporation; IBM, International Business Machines Corporation.

Buses provide the base for the next-generation personal computer/workstation

Comparing IBM's Micro Channel and Apple's NuBus

Ciro Cornejo and Raymond Lee

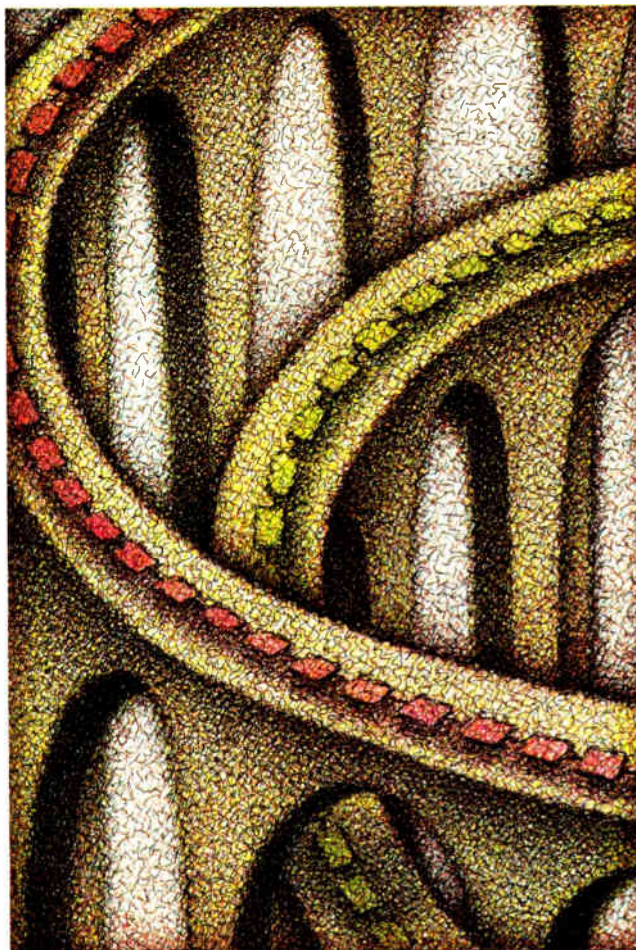
The 32-bit bus has finally arrived for the personal computer in the form of Apple's Macintosh II and IBM's Personal System/2. Central to each of these machines is a 32-bit bus capable of high-speed operations at the bandwidth required for today's 16-megahertz processors.

As you might expect, though, Apple and IBM have adopted dissimilar bus architectures. NuBus, developed by MIT and Texas Instruments, has been adapted by Apple as the Macintosh II system bus. It supplements the Macintosh II's private 68020 processor bus, and six slots open the microcomputer for expansion. IBM, on the other hand, has revamped the older IBM PC and AT bus to handle higher speeds and 32-bit processing. The new IBM bus, the Micro Channel, serves as both a CPU bus and a system bus.

It's no accident that these new computers contain new bus architectures. Today's new microcomputers require more than just increased processor power and expanded memory. Investing in these products means committing to computing platforms that must be stable up to and perhaps through the mid-1990s. This requires a bus-based architecture capable of adapting to expanding processing rates, coprocessing or multiprocessing, and adapting to new peripherals such as advanced graphics terminals. I'll examine the two buses with regard to these capabilities.

Why a Bus?

Why have a special bus at all? Most processors actually define a bus structure of



address and data paths called a *local*, or *CPU*, bus. The reason for this is straightforward: to build generality into systems.

A local bus is structured to optimize the processor-to-memory bandwidth. It is therefore highly processor-dependent: It is tightly linked to its processor, memory, and specific support peripherals. The cost of this performance is a loss of flexibility. A local bus might be unable to take advantage of newer technologies if they differ significantly from the local

bus's design.

The existing IBM PC or AT buses are examples of an *expanded local bus*. An expanded local bus is a local bus with extensions that provide a set of generalized signals. These additional signals offer a general architecture that is easy to interface with. Since they use many of the processor's signals, expanded local buses are still processor-specific. For example, the IBM PC and AT buses are designed around the Intel 80x86 microprocessor architecture, and they have problems accommodating large memory expansions. The PC is limited to 1 megabyte of RAM (the 640K-byte limit is imposed by the layout of the PC BIOS), and the AT to 16 megabytes.

Unlike local buses, *system buses* are designed to maximize hardware subsystem-to-subsystem transfers. System buses offer a general protocol, or transfer method, for system CPUs or peripherals to interchange data. This is accomplished by treating the bus as a resource. To get control of the resource, a peripheral or processor must request its use formally, in competition with others. With this general approach, you can add peripherals, special functions, and even full computer subsystems easily

continued

Ciro Cornejo is an engineer with AST Research (2121 Alton Ave., Irvine, CA 92714). He was born in Chile, and his interests are nature, computers, math, and physics. Raymond Lee, a technical advisor at AST Research, is interested in computer architecture.

to a system bus. The bus integrates hardware, cards, and subsystems into one smoothly running machine, much as an operating system integrates applications programs. The more general the integrating mechanism, the easier it is to add functionality and avoid obsolescence. Moreover, these buses are processor-independent. For example, NuBus defines a generalized address space that requires no processor-specific signals for peripheral or I/O accesses.

Overview of the Buses

The new IBM Micro Channel has evolved from the earlier PC and AT buses. Like them, it is a CPU or local bus once removed. As a local bus, it optimizes the host CPU-to-memory bandwidth, using a

special transfer method termed "matched memory cycles," which I'll discuss later. It is also a system bus, in that it is treated as a system resource.

Taking an opposite tack, the Apple NuBus is a full system bus. It is independent of the Macintosh II's host processor; in fact, in the Mac II the motherboard is treated as a NuBus slot.

Both buses create a memory-mapped system. Each card or hardware entity is addressed within this bus address space. The 16-bit PS/2 systems, the Models 50 and 60, address a 24-bit space, or 16 megabytes; the PS/2 32-bit Model 80 and the Macintosh II NuBus address a full 32-bit space, or 4 gigabytes. Like its predecessors, the Micro Channel also has a 64K-byte I/O space.

Each bus entity can be defined as a *master* or a *slave*. A master entity can request and get control of the bus. A master must own the bus to send or receive data from another target entity on the bus, which can be another master or a slave unit. A bus slave unit cannot own the bus, but it can request service through an interrupt signal to one of the bus masters.

The masters contend for ownership of the bus resource via an arbitration protocol, which I'll describe later. Both buses allow multiple masters. However, only the Apple NuBus provides mechanisms for true multiprocessing: bus and resource locks. Bus locking allows a processor to lock a bus for exclusive access. With resource locking, a shared resource, such as RAM on a card with its own local processor, is locked so that the local processor can't access it. Both types of locks are necessary to prevent one processor from interfering with or corrupting memory that another processor is using.

While the IBM Micro Channel does permit multiple masters, there is not much to be gained in going to multiple host processors. This is because the Micro Channel is also an extension of the CPU bus. Processor memory operations tie up the Micro Channel, making the bus a bottleneck for the concurrent operation of two host processors. It should be noted that IBM, for efficiency, allows the host processor to access system motherboard memory without passing through the Micro Channel bus.

Also hindering multiprocessing on the Micro Channel is the absence of any direct provisions for bus or resource locking, although the 80386 in the IBM PS/2 Model 80 has hardware for bus locking. While not intended for true host-level multiprocessing, the Micro Channel does offer a general interface for drop-in co-processing. The PS/2 host processors can be easily supplemented by powerful coprocessors, such as array and floating-point processors, or AI compute engines.

Timing the Critical Element

As a logic designer once said, "There are three important aspects of a digital design that must be carefully monitored: timing, timing, and timing." This is still true, especially for computer and bus designs.

Difficulties usually start when one block of logic has to talk to another block, especially if they each rely on different clock signals. This requires that the signals be synchronized to be passed from one logic block to another. A transmitting signal from a flip-flop strobed with one clock must be picked up and strobed into a receiving flip-flop using a second clock. The two clocks, transmitting and

Table 1: A comparison of the two buses. Not all bus signals are included.

	NuBus	Micro Channel
Utility signals		
Reset	RESET*	-CHRESET
Clock	CLOCK*	OSC
Interrupt	NMRQ* [Note 1]	-IRQ (3-7, 9-12, 14-15)
Audio	-----	AUDIO, AUDIO GND
Control signals		
Start bus cycle	START*	A0-A31, M-I/O, MADE24 [Note 2]
End bus cycle	ACK*	-CMD, or -MMC CMD
Cycle definition	TM0*, TM1*	M-I/O, -S0, -S1
Burst control	[Note 3]	-BURST, -TC
Address size	[Note 4]	-MADE 24
Data size	TM0*, TM1*, AD0*, AD1*	-BE0 through -BE3, TR32, -SBHE -CD DS 16 [Note 1], -CD DS 32 [Note 1]
Matched memory cycle	-----	MMC, -MMCR
Signal returns		CHRDY RTN, -DS 16 RTN, -DS 32 RTN
Slot occupancy	[Note 5]	-CD SFDBK
Address/data		
Address	AD0* through AD31*	A0 through A31
Data	AD0* through AD31*	D0 through D31
Arbitration		
Request bus	RQST*	-PREEMPT
Arbitration lines	ARB0* through ARB3*	-ARB0 through -ARB3, ARB/-GNT
Slot ID	ID0* through ID3* [Note 6]	[Note 7]

Note 1: Separate line for each slot or card.

Note 2: For a memory refresh cycle, -REFRESH will also be used.

Note 3: Although a burst mode is defined in NuBus, it is not used in the Apple version of NuBus.

Note 4: All addresses on NuBus use 32 bits of address space.

Note 5: The declaration ROM must respond to a read at the top of the slot space.

Note 6: These lines are not bused.

Note 7: ID is stored on card but is not used for arbitration. A separate arbitration level is stored on the card when it is configured into the system.

receiving, are asynchronous; no fixed relationship exists between them. Thus, it can take one receiving clock period to synch up to the transmitting data.

Bus, like logic, define synchronous or asynchronous interactions. In a synchronous bus, all interactions are defined in terms of a fixed bus clock or cycle. The bus clock edges define when data is valid and when to strobe it. Moreover, all transactions are in multiples of these bus cycles. The Apple NuBus is a synchronous bus.

Instead of relying on a fixed clock, an asynchronous bus is controlled by handshaking signals. A command signal is sent to a target adapter or card that responds with an acknowledge signal upon completion of a data transfer. All bus timing is dependent on the signals themselves. The IBM Micro Channel is an asynchronous bus, although it supports certain synchronous transfers.

Both the IBM Micro Channel and the Apple NuBus pass a common clock through the bus to minimize the synchronization problem among bus entities. However, there is a clock mismatch between the Macintosh II's local bus and NuBus, requiring synchronization before a transfer can occur.

The Macintosh II's 68020 runs with a 15.7-MHz clock, while NuBus runs with a 10-MHz clock. Synchronization delays between these bus clocks is minimized by using high-frequency clock signals. The NuBus 10-MHz clock is divided down from a 40-MHz crystal; the 68020 15.7-MHz clock is divided down from a 31.4-MHz crystal. The cost of clock synchronization is thus held to one clock period, either 25 or 31.5 nanoseconds. Clock synchronization is accomplished through the application-specific integrated circuit (ASIC)—the "GLU" custom gate array on the Mac II motherboard—and the NuBus timing control logic.

Synching up between the bus processes (i.e., bus reads or writes) also exacts a time penalty. The requesting bus must wait for the other bus to complete its current transaction cycle before it can attempt a transfer. All NuBus operations are defined with respect to its 10-MHz system clock. This clock has a 25 percent duty cycle: It is false (or high) for 75 ns and true (or low) for 25 ns.

Normally, a transfer from NuBus to the local bus takes a full 68020 instruction cycle (about 400 to 500 ns) to synch up. Going the other way, a Macintosh II request can take a typical NuBus transaction of 2 bus cycles (about 200 ns) to synch. It must be noted that this type of delay is not out of the ordinary; it is the time penalty paid by the communications protocol between the CPU bus and

Micro Channel Timing

The IBM Micro Channel is an asynchronous bus. Handshake signals are used to initiate processes, signal availability of addresses and data, and completion of operations. It is the signal changes and the logic's response to them that drives this asynchronous bus.

The keys to this cycle are the -ADL and -CMD lines that define when the address is valid and when the data is valid. Their trailing edges can be used to strobe addresses and data as well. CD CHRDY is the mechanism for extending bus cycles. When this signal goes high, it triggers -CMD, which ends the bus cycle. See figure A for the sequence of a Micro Channel Basic Write cycle. Here is a short description of the sequence:

1. The cycle begins with the address and definition lines (-S0, -S1, M/-IO, MADE 24, TR32) defining the bus operation (read, write, memory, or I/O cycles), addressing mode (24-bit), and 32-bit transfers.

2. -ADL is asserted and defines a stable address.

3. The addressed card responds by asserting -CD 16, -CD 32, and -CD SFDBK. -CD 16 is asserted for 16- and 32-bit operations, -CD 32 for 32-bit operations. The card asserts its -CD SFDBK line to acknowledge being addressed. CD CHRDY is deasserted to extend the cycle, if necessary.

4. The data appears on the bus.

5. The -CMD line is asserted, indicating that valid data is on the bus. -ADL is deasserted.

6. If CD CHRDY was deasserted, the card drives CD CHRDY active after it has read the data.

7. -CMD is deasserted, ending the bus cycle.

Other masters can be contending for the bus ownership during the bus transaction. For more details on the Micro Channel, see the article "The 32-bit Micro Channel" by John Shiell on page 59.

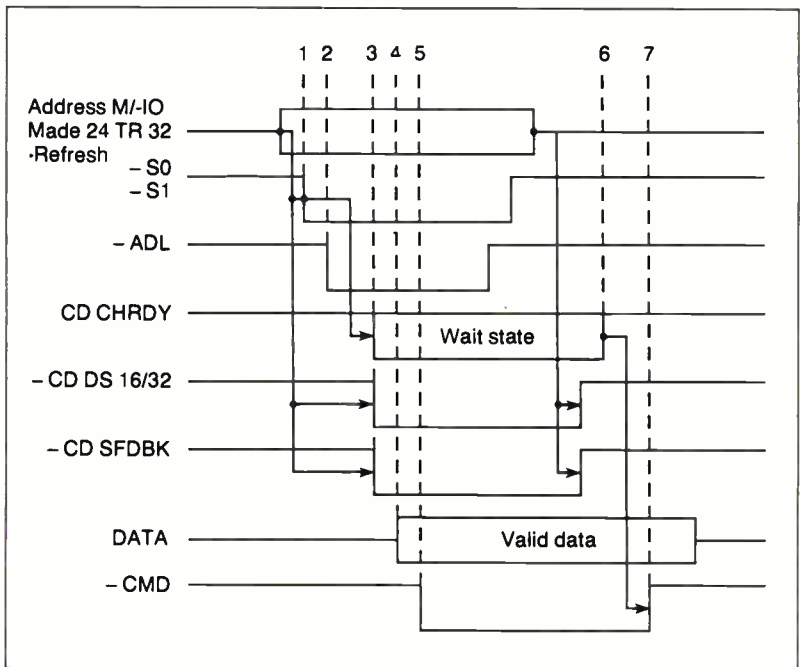


Figure A: A Micro Channel Basic Write cycle.

the system bus.

The IBM Micro Channel is an asynchronous bus, and all operations are gauged by the transmitted and returned signals. A common 14.3-MHz clock, OSC, is provided on the bus, eliminating the problem of signal synching. Moreover, a delayed signal will be picked up

by the next clock, providing a built-in safety net for bus operations.

Bus to Bus

To distinguish between the two sets of bus signals, I'll stick to each bus's naming conventions. NuBus active low signals

continued

are labeled as signal_name*, while IBM uses its own convention for labeling an active low signal: -signal_name.

The NuBus is a simple and elegant bus that matches Apple's minimalist approach toward hardware. The NuBus has only 51 signals, including two parity signals not used by Apple. The IBM Micro Channel has 77 and 111 signals for the 16- and 32-bit versions, respectively. All Micro Channel signals are TTL-logic-compatible. Table 1 compares signals between the NuBus and the Micro Channel, and you can see a great deal of similarity between the two buses. The arbitration and utility signals almost match.

But there are differences. NuBus is multiplexed, sharing data and address on common lines, while the Micro Channel is nonmultiplexed, providing lines for both address and data. The IBM Micro Channel defines a number of discrete interrupts (-IRQ 3-7, 9-12, and 14-15) that can be shared among the boards. The Apple implementation, on the other hand, defines an interrupt (NMRQ*) per slot that is fed separately into the Macintosh II interrupt logic for processing.

The Micro Channel has a number of signals for coordinating asynchronous handshakes: The signals -ADL, -CMD, and -MMC CMD provide the basic bus handshake edges. Hardware signals are

also used to delineate bus sizing (-BE0 through -BE3), 32-bit operation (-CD DS 32(n)), and 24-bit addressing (MADE 24). See the text box "Micro Channel Timing" on page 85 for more information on the bus cycles.

A special set of signals (-MMC, -MMCR, and -MMR CMD) is used in *matched memory cycles* to ensure fast CPU-to-memory accesses for the 80386. A matched memory cycle is started by the target slave returning an -MMCR request signal after being addressed by the system CPU. The 80386 responds by driving the faster -MMCR CMD handshake signal instead of the -CMD during a bus cycle. Matched memory cycles provide a bus read transaction in three clocks at 16 MHz, or 187.5 ns, while standard cycles using the -CMD handshake signal run four or more system clocks for a minimum of 250 ns. Matched memory cycles can be run with both 16- and 32-bit channel devices.

In contrast, the NuBus synchronous operations are relatively simple, requiring no special signals or exception processing. NuBus timing, however, is more stringent than the Micro Channel's, fitting sending and strobing of signals and data within 75 ns in the 100-ns clock cycle. See the text box "Apple NuBus Timing" below for more details on

NuBus bus cycles.

NuBus defines a byte/word structure that matches the Intel 80x86 addressing schemes (byte order 0, 1, 2, 3), not the Macintosh's 68020 scheme (byte order 3, 2, 1, 0). The bus transceivers are wired to map the data from NuBus order into the Macintosh byte order. Bus sizing is handled automatically; the bus handles byte (8 bits), half-word (16 bits) and word (32-bits) sizes.

The NuBus specification defines a block, or burst mode, that can move up to sixteen 32-bit words in a transaction, but Apple has not implemented it in the Mac II NuBus design. IBM, however, has implemented a burst mode in the Micro Channel in conjunction with direct memory access. This DMA burst capability allows large blocks of data to be moved while minimizing bus overhead. In fact, each peripheral on the channel can be viewed as a DMA channel.

When accessed by the DMA controller, a card can assert -BURST, guaranteeing bus ownership for block transfers. Thereafter, data is transferred using only the -CMD signal to define data valid for both the read and write stages. The block transfer ends when the card deasserts the -BURST line for the last cycle. For predefined transfers, the DMA controller

continued

Apple NuBus Timing

The Apple NuBus is a synchronous bus; all operations are defined with respect to its basic clock cycle. The clock runs at 10 MHz, with a 100-ns period and a 25 percent duty cycle. Two edges of the clock serve the bus. The rising edge at the start of the period is the driving edge, strobing signals and address onto the bus, and the falling edge, 75 ns later, is the sampling edge for taking information off the bus.

Bus transactions are made up of bus cycles or clock periods. A transaction can be a single cycle or multiple cycles, especially if a slower peripheral is involved. Delays are added by inserting additional bus cycles. The timing diagram in figure B shows the basic write cycle, which consists of a START cycle, any intervening bus cycles, and an ACK cycle. Here is the sequence:

1. START* is asserted, indicating the start of a bus transaction. The master places addresses on the AD31* through AD0* lines; and the TM0*, TM1* lines define the type of transaction.
2. All cards read the addresses. The

- slave is identified by the address.
3. The master drives the data onto the AD31* through AD0* lines.
4. The slave reads the data off the bus.
5. The slave asserts ACK* to signal the end of the transaction and places the appropriate status codes onto TM0* and TM1*.
6. The master releases the AD31*

through AD0* lines, and the slave releases the ACK* and status lines.

Other masters can be competing for the bus during the bus transaction.

For more information on NuBus, see "The Apple Macintosh II" by Gregg Williams and Tom Thompson in the April BYTE.

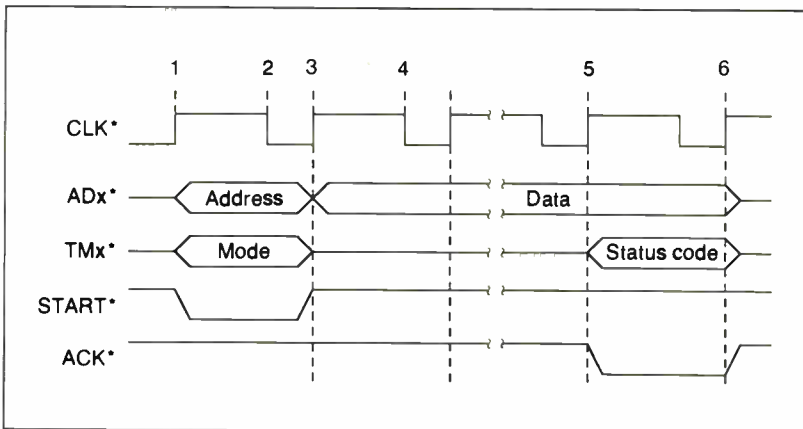


Figure B: A NuBus write cycle.

Assemblers/Simulators/Compilers

Macro Assemblers/ Cross Assemblers for Series 3.0

Series 3 requires at least 256k of memory to run under MSDOS & CP/M86 and 54k TPA of memory to run CP/M80. Series 3 products have: Full Listing Control, Conditional Assembly & Built in Cross Reference. There is Unlimited Program Size, Number of Symbols and Macros. The Linkers output: Intel Hex, Extended Intel Hex, Tektronix Hex, and Motorola S19, S28, S37 formats.

Macro Assemblers/ Cross Assemblers for Series 4.0

Series 4 requires 512k of memory to run. These products have all the features of Series 3 plus: 32 Character Labels, Library and User Defined Sections. There is one Linker on Series 4 which outputs all the same formats as Series 3. Series 4 runs under MSDOS, UNIX, VMS and ULTRIX.

Simulator-Debuggers

The Simulator-Debuggers run with 256k of memory. The Simulator has 16 Breakpoints with optional Counter Field. The Symbol Table is limited only by the amount of memory. Buffers of 256 bytes may be opened for I/O ports. The Simulators are available for MSDOS, UNIX, VMS and ULTRIX.

C Compilers

The C Compilers support in-line assembly language and ROMable code, and includes the following: Macro Processor, full Floating Point support, complete Assembler, Linker, and Libraries.

Software Product	Macro Assemblers Cross Assemblers			Simulator- Debuggers		C Compilers	
	Series 3		Series 4	MSDOS	VMS Zeus ULTRIX	MSDOS	VMS Zeus ULTRIX
	CP/M Z-80 CP/M 86 MSDOS	MSDOS	VMS Zeus ULTRIX				
Super 8		199.50	995.00	149.50	499.50		
Z-8	199.50	199.50	995.00	149.50	499.50		
Z-80	199.50	199.50	995.00	149.50	499.50	500.00	2000.00
Z-280		299.50	1250.00				
Z-8000	299.50	299.50	1250.00				
1802		199.50	995.00	149.50	499.50		
6301	199.50	199.50	995.00			500.00	2000.00
64180	199.50	199.50	995.00				
6501	199.50	199.50	995.00				
6502	199.50	199.50	995.00				
65c02	199.50	199.50	995.00				
65c816		299.50	1250.00				
6800,2,8	199.50	199.50	995.00	149.50	499.50		
6801,3	199.50	199.50	995.00	149.50	499.50		
6804	199.50	199.50	995.00				
6805	199.50	199.50	995.00				
6809	199.50	199.50	995.00	149.50	499.50		
68c11	199.50	199.50	995.00				
68000,8,10	299.50	299.50	1250.00				
68020		399.50	1500.00			700.00	2500.00
8400/c00	199.50	199.50	995.00				
80452		199.50	995.00				
8044/51	199.50	199.50	995.00	149.50	499.50		
80515		199.50	995.00				
8080	199.50	199.50	995.00	149.50	499.50		
8085	199.50	199.50	995.00	149.50	499.50		
8086/87/88	99.50	99.50	1250.00				
8096	199.50	199.50	1250.00				
80186/286	199.50	199.50	1250.00				
83c351		199.50	995.00				
8748	199.50	199.50	995.00	149.50	499.50		
V20/30	199.50	199.50	1250.00				
Cops 400	199.50						
F8/3870	199.50						
NCR32	399.50						
NEC7500	199.50						
NSC800	199.50	199.50	995.00	149.50	499.50	500.00	2000.00
32000	399.50						

More formats available

Name _____
(Please Print)

Company _____

Address _____

City _____ State _____ Zip _____

Phone _____

Product _____ Operating System _____

Series _____ Amount \$ _____

Shipping \$ _____ Total \$ _____

Signature _____

Check COD (U.S. Only)

MC/VISA # _____

Expiration Date _____

Educational discount available.

To order, call toll free in U.S. (including HI, PR and VI):

1 800 843-8144

In Colorado: (303) 369-5001

TELEX: 752659/AD

For more details, ask for a free brochure.

(Shipping is \$20.00 per unit for overseas orders. Toll Free number does not apply to overseas. 2500AD pays COD charges.)

2500AD SOFTWARE INC.

17200 East Ohio Drive
Aurora, Colorado 80017
(303) 369-5001

Circle 2 on Reader Service Card

marks the last cycle by asserting the terminal count line (-TC).

A DMA controller can transfer 64K bytes of data between a peripheral and memory, the same as in an IBM PC. The PS/2 DMA controller can handle 24-bit read and write addresses, unlike the PC's 20-bit address limit. Unfortunately, this DMA capability is limited to transfers of 8- or 16-bit data.

Bus Address Space

Both the NuBus and the Micro Channel map bus addresses into a full bus address space that includes system memory and ROM, setup ROM, and device buffer space. Analogous to a CPU bus, these buses provide access to locations in that space.

The IBM implementation maps into a 16-megabyte or a 4-gigabyte address space. The bus address space is the same as the CPU address space. In this respect, the Micro Channel acts as a local CPU bus. The system board RAM, either 512K bytes or 640K bytes, starts at 00000

hexadecimal. The 128K-byte video RAM and channel ROM are mapped into the lower address pages. Topping off the memory space at E0000h through FFFFFh is the 128K bytes of system board ROM or RAM, depending upon how the computer's resources have been allocated. RAM memory mappings above address FFFFFh are managed in 1-megabyte chunks. See figure 1 for a memory map of an IBM PS/2 Model 80. Bits in a memory-encoding register and a split-address register determine how and where memory will be allocated.

Bus memory space for Apple NuBus implementation doesn't match the Macintosh II's 68020 processor address space. The upper one-sixteenth, or 256 megabytes, of the NuBus 4-gigabyte address space is called the *slot space*. This slot space is divided into 16 sections, one for each NuBus slot, and each slot owns 16 megabytes of the space. The top of each slot address space is reserved for a slot-declaration ROM that is accessed at that address. The slot a card occupies on

NuBus determines its slot identification, which in turn determines its arbitration level and its location in the slot address space.

NuBus defines 16 slots, but the Macintosh II provides six. The six slots have IDs of 9h through Eh. Slot 0 is the Mac II motherboard, and slot F (which does not have a physical slot) is reserved. One slot becomes the video buffer for the machine, depending upon which slot the video card is placed in. Slots 1 through 8 are unused, because no room exists in the 24-bit address space for them. For this reason, the existing slots are limited to 1 megabyte of slot space instead of 16 megabytes.

Apple's implementation of NuBus allows a slot to own a "superslot" space of 256 megabytes, as well as its 16-megabyte slot space at the top of NuBus memory. We won't discuss superslots further, since they aren't accessible by the Mac II, although you should note that other cards on NuBus could use these areas. See figure 2 for a detailed look at the Macintosh II memory map and its arrangement in the NuBus address space.

The 24-bit address space for the Macintosh II starts at 0h with 8 megabytes of RAM, followed by 1 megabyte of ROM, then 6 megabytes of slot space, and topped by a 1-megabyte region of memory-mapped I/O devices. The Mac II's 24-bit address space is mapped into the 32-bit NuBus address space by placing the RAM, ROM, and I/O areas at the bottom of the NuBus address space. However, from the NuBus side, the Mac II's ROM appears at addresses F0800000h to F0FFFFFFh, and the I/O area maps to F0000000h through F07FFFFFFh.

Under this scheme, the maximum RAM that can be accessed on the local bus is 8 megabytes, using 1-megabyte single in-line memory modules (SIMMs). The Mac II's motherboard RAM can be expanded to 128 megabytes if and when higher-density SIMMs are available. However, you can add more RAM to the system through the NuBus slots, and vendors are now supplying NuBus memory cards.

The Macintosh II is currently restricted to 24-bit addressing or 16 megabytes when running with the current operating system. An Apple Unix implementation (A/UX) is in the works that will handle 32-bit addressing and requires a memory-management unit for virtual-memory processing.

Bus Ownership

Both buses use arbitration to allocate ownership of the bus to a single master when several masters request use of the

continued

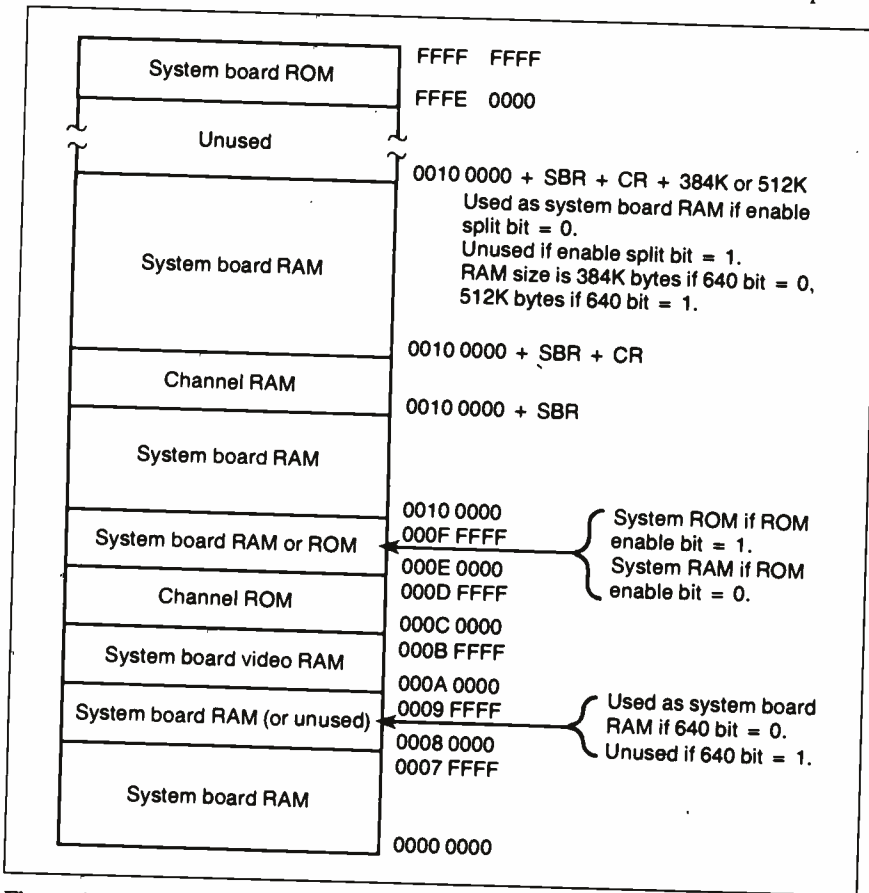



Figure 1: The PS/2 Model 80 memory map. The memory arrangement is determined by the contents of the memory-encoding and split-address registers. SBR is system board RAM; CR is channel RAM. System board RAM and channel RAM are allocated in 1-megabyte chunks above address FFFFFh, with the exception of the split-system RAM. The system ROM at addresses E0000 through FFFFF is a copy of the system ROM at addresses FFFE0000 through FFFFFFFF.

Why Does The Genius® Display Work So Well?



The Genius® Full-page Display:
66 lines in very high resolution · 100 dots/inch

Because
All These Work
So Well With
The Genius.®

THE GENIUS Display System enables you to work with more programs in a full page format than any other monitor.

Desktop publishing, word processing and spread sheets are just a few of the applications that work better with THE GENIUS.

THE GENIUS Display System is a 15" high resolution monitor and adapter card.

With over 7,500 in use, THE GENIUS is available today to add a new dimension to office productivity.

Micro Display Systems, Inc.

1310 Vermillion St., P.O. Box 455, Hastings, MN 55033
Telex: 4310015 Fax: (612) 437-7325 Phone: (612) 437-2233
Toll Free: 800-328-9524

The Genius Full-Page Display

See us at Booth #4316
 **COMDEX/Fall '87**
November 2-6, 1987
Las Vegas Convention Center
Las Vegas, Nevada

bus. Arbitration typically takes place concurrently with bus transactions on both buses, but the Micro Channel allows a system configuration that restricts arbitration to nonconcurrent operation.

NuBus arbitrations take two full bus cycles, or 200 ns, to select the next bus owner. On the Micro Channel, arbitrations typically take 300 ns.

Each bus uses distributed arbitration to select the next bus owner; that is, logic on each card outputs the arbitration level on four arbitration lines (either ARB0* through ARB3*, or -ARB0 through -ARB3) and determines the winner of each arbitration contest based on the signals on these lines. The arbitration level is determined in NuBus by the card's slot ID, with 0 being the lowest priority and Fh being the highest. For the Micro Channel, the arbitration level is stored on the card when it is configured into the

system. The highest priority a card can have is level 0, and the lowest is Fh. See table 2 for a comparison of the arbitration levels. The Micro Channel also has a Central Arbitration Control Point, which is some logic on the PS/2 motherboard, that controls the start and winner of an arbitration contest.

To compete for ownership, the master asserts its request line (RQST* for NuBus, -PREEMPT for Micro Channel). For the Micro Channel, the Central Arbitration Control Point drives the ARB/-GNT line to the arbitrate state, allowing the arbitration contest to begin. Each master then places its arbitration level onto the 4-bit arbitration bus. If a competing master has output a higher level, the master will cease to compete for ownership for the next bus transaction. It will, however, hold its asserted request line to compete for the following bus

transaction. On NuBus, at this point, the winner of the contest owns the bus. On the Micro Channel, the Central Arbitration Control Point lowers the ARB/-GNT line to the -GNT state, allowing the winner to own the bus.

Both buses ensure fairness by preventing a higher-priority-level card or channel from continuously withholding ownership of the bus from lower-priority-level entities. Card or channel logic prevents the card just serviced from requesting bus ownership until all pending requests are honored. In a sense, there are no arbitration priority levels for NuBus cards, since the NuBus strictly enforces fair bus access. However, for special cases, a channel can be configured on the Micro Channel without fairness to ensure continued ownership of the bus.

The NuBus has explicit mechanisms *continued*

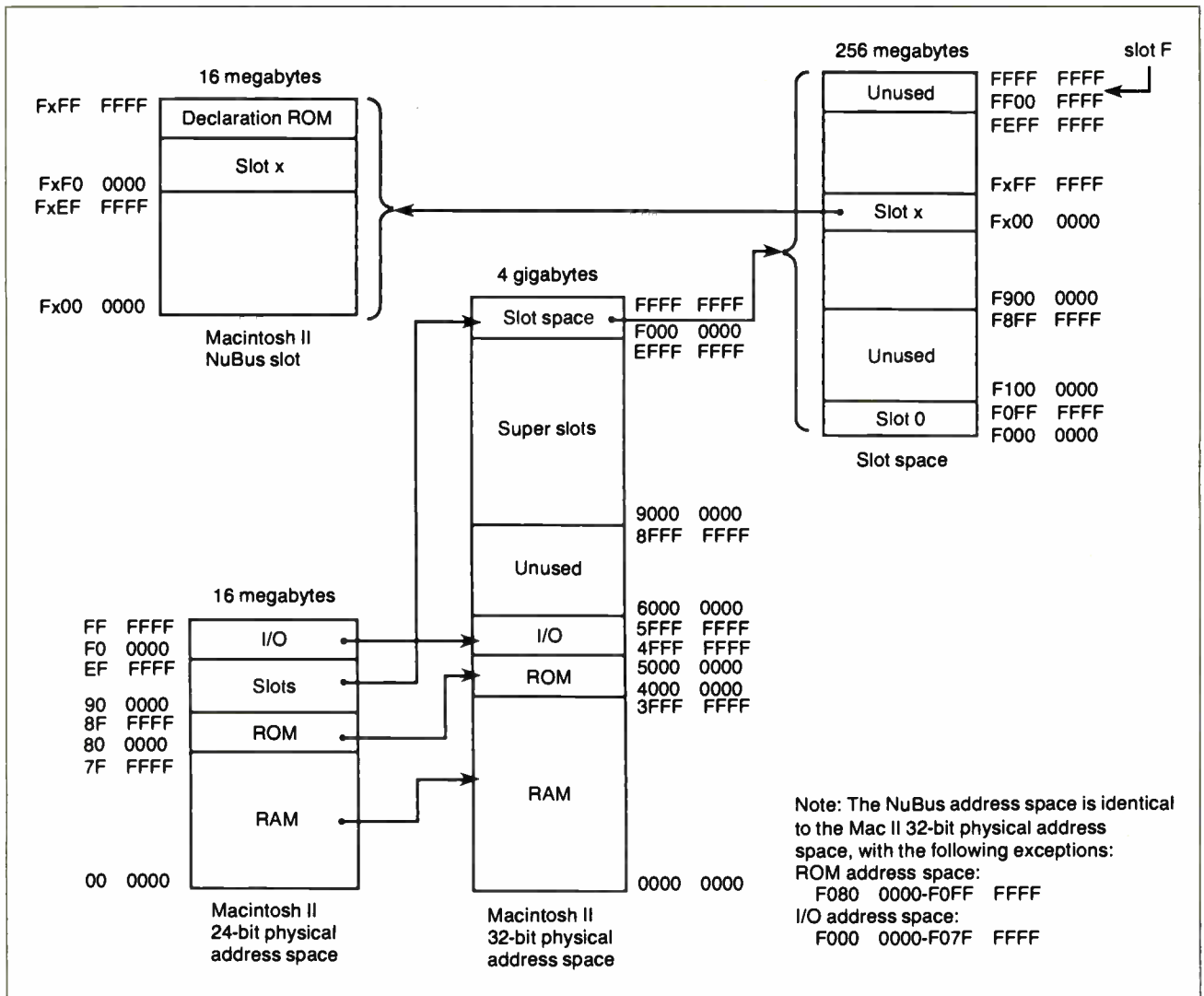


Figure 2: The Macintosh II memory map. The memory in the superslot space and 15 megabytes of the slot space are not available to the Macintosh II, but NuBus cards can access these regions.

File finding made easy!

HOLIDAY SPECIAL**

Command Function display

Directory structure area

Pointer bar to select a file

English file description display area (Tag)

PCEasy file name	Category	Size	DOS name
1-2-3 Program	Directory	<DIR>	123
1-2-3 Work Files	Directory	<DIR>	1-2-3WRK.
Brief Editor	Directory	<DIR>	BRIEF
Microsoft Word	Directory	<DIR>	WORD
MicroSoft Words Data Directory	Directory	<DIR>	MCRSFTWR.
Morton Utilities	Directory	<DIR>	MORTON
PC DOS 3.2 Files	Directory	<DIR>	DOS
PCEasy Files	Directory	<DIR>	PCEASY
Probe Debugger	Directory	<DIR>	PROBE
Reflex Data Base Program	Directory	<DIR>	REFLEX
Turbo Pascal	Directory	<DIR>	TURBO
Turbo Assembler	Directory	<DIR>	TURBOASM.
Auto Execution Program	Program	413	AUTOEXEC.BAT
COMMAND.COM	Program	23,791	COMMAND.COM
LASER.BAT	Program	128	LASER.BAT
AUTOEXEC.BAK	Backup	417	AUTOEXEC.BAK
CONFIG.SYS	System	98	CONFIG.SYS

Select file name format to send to application

Menu Function display

DOS Filename area

Disk space used by both displayed files and masked files

Number of files visible in directory

Total number of files in directory

Disk space used by displayed files

TranSec PCEasy II™ is a ram-resident, lightning quick, file finder. Target the file you want—*never miss*—no matter which drive, or directory.

Tag it. Bag it.

Tag any DOS file or directory with a 32-character English file description (name) by simply pointing to the file or directory with the cursor bar and pressing the edit key (F2). It keeps each directory of tags sorted in any of five different ways. You can selectively control the files you display in a directory, thus hiding from view files of no interest. It's in the bag to move, copy, or delete one or more selected files from within any application.

- ** \$25.00 coupon redeemable for one of the following:
- \$25.00 savings bond.
 - Free PCEasy II upgrade.
 - \$25.00 off the price of another TranSec product.

Hot Key and No Key Hot Key!

To find a file just pop up the directory screen from anywhere, at the DOS prompt or in the middle of a program. Better yet, integrate it with Lotus 1-2-3™, Microsoft Word™, and WordPerfect™ with the *included integrators*. Then, when you perform a file retrieval command it pops-up automatically. We call it *No Key Hot Key!*

Point, Peek and Load.

To load a file into an application, just point to the desired file and press enter. Instantly the file loads into your application. You can peek at the contents of any file by pointing at it and typing a question mark. It displays the file contents one page-at-a-time in ASCII or HEX. You can also change the file's attributes if you desire.

Use it so you won't Lose it.

PCEasy II is designed to make your computer easier to USE. No more DIRing to find a file with an acronym you can't remember. No more lost files. Best of all PCEASY II is just **\$74.95*** with a **30 day money back guarantee.**

Order Direct Today

TRANSEC PCEASY™

1-800 423-0772

(In FL 305/276-1500)
for IBM PC, XT, AT & 100% compatibles with a hard disk, and EGA, CGA, or Hercules card. *Add \$5.00 shipping and handling U.S., \$15.00 Foreign. Visa, MasterCard, and COD's (Sorry no PO's) or send Check or Money Order to:
TranSec Systems, Inc.
220 Congress Park Drive, Ste. 200,
Delray Beach, Florida 33445

Circle 229 on Reader Service Card

for continued bus and resource ownership. Using an attention cycle (START* and ACK* both asserted), a master can request continuing bus ownership. It can also request a resource lock. A resource such as a memory card can be locked, denying access to any other master.

Both locks are extremely useful for multiprocessing; they allow a processor to do an uninterrupted test and set, as well as control access to a critical resource. For example, the Macintosh II motherboard uses bus locking to lock out the NuBus for critical local processing, including disk transfers and interrupt processing.

Card Configuration

Both the IBM Micro Channel and the Apple NuBus define high-level mechanisms to integrate cards or devices into the bus system. This eliminates the need for jumpers or switches to set either a card's interrupt level or its address space, which is the cause of a lot of bus problems on typical microcomputer systems.

The Micro Channel's Programmable Option Select (POS) eliminates switches from the system board and adapters by replacing them with programmable registers. Automatic configuration routines store the POS data into a battery-powered CMOS memory for system configuration and operations. The configuration utilities rely on adapter description files that contain the configuration data for a card. Configuration files define system opera-

tion, including system memory maps, video-processing options, and the individual adapter configurations.

At boot-up, the PS/2 Model 80 first validates the contents of the POS memory by examining a check character stored there. If the memory passes this test, the system then selects a card using the -CD SETUP lines. The card responds with its ID number. The system then loads the appropriate configuration data from CMOS memory into the card, as determined by the card's ID. This data sets the card's arbitration level and fairness, the address range of the card's I/O ROM, and the I/O address range. Cards that fail to configure properly are disabled by the system.

The Macintosh II relies on a slot manager to configure and maintain NuBus cards. Each card is required to have a special declaration ROM that holds the card-specific configuration information. Information in the declaration ROM includes byte lanes (which bytes of the NuBus data path are used), a test pattern, a revision level, a ROM cyclic redundancy check for validating the contents of the declaration ROM, and a resource directory. The resource directory points to various resource lists, such as the device icon, the device boot record, and the driver directory, which in turn points to blocks of code for the driver. The slot manager reads the declaration code at boot-up to configure the card into the system and installs any drivers or interrupt routines into system memory. The slot

manager can also recognize a card as a bootable device and transfer control to the card when the system starts up. A card that fails to configure properly will be ignored, or a system error is posted.

A Future with a Past

As you can see, both buses break new ground to optimize bus performance and minimize the user's effort to add a new card to the system. However, these buses must also deal with their past: providing compatibility with the existing market of software and hardware.

IBM faced the dilemma of maintaining compatibility with existing AT bus cards and limiting bus throughput to about 8 MHz, or redesigning the bus to optimize throughput at the expense of hardware compatibility. Looking toward a future of higher-speed processors and computing needs that require the handling of vast amounts of data, IBM chose to redesign the bus. However, the Micro Channel is, in a sense, still a CPU bus; throughput is optimized, since few bus clocks are lost synchronizing dissimilar components in the system. Its asynchronous nature allows future cards, operating at those higher speeds, to be installed with little to no change to the PS/2 system, while bus operations on NuBus are bound to its 10-MHz clock.

However, since the Micro Channel is a CPU bus, it's difficult to allow for multiple processors on the bus without interfering with the 80386's operation. NuBus, being a system bus, readily allows other processors to operate on it. Cards on NuBus can communicate and share data with one another without interfering with operations on the Mac II's local bus. In fact, AST Research offers a NuBus card that is essentially an IBM PC AT that runs independently in the Macintosh II but can share data with the 68020 CPU when necessary. Finally, the slot manager in the Mac II allows a NuBus card to be a boot device. You could drop a NuBus card with the next-generation CPU into a Mac II and let it take control of the machine—the ultimate in hardware expandability.

Both machines still have some of their past built into them. A look at the memory maps shows that both systems were designed to be compatible with their current operating systems, while providing a gateway to the next generation of software. The Macintosh II is the first machine in the Macintosh line to have slots, so Apple at least did not have to confront the problem of bus compatibility. But there's a certain irony in the fact that Apple must migrate from a 24-bit to a 32-bit operating system, similar to what IBM faces in the move to OS/2. ■

Table 2: The priority levels for the two buses and their device assignments. The priority levels are programmed into Micro Channel cards when they are configured into the system; NuBus priorities depend upon the slot the card is in.

Arbitration level (Micro Channel)	Micro Channel		Apple NuBus		Arbitration level (NuBus)
	Value	Device assignment	Value	Device assignment	
Highest	-2	Memory refresh	--	--	Lowest
	-1	NMI	--	--	
	0	DMA channel 0	0	Motherboard	
	1	DMA channel 1	1	No slot	
	2	DMA channel 2	2	No slot	
	3	DMA channel 3	3	No slot	
	4	DMA channel 4	4	No slot	
	5	DMA channel 5	5	No slot	
	6	DMA channel 6	6	No slot	
	7	DMA channel 7	7	No slot	
	8	Reserved	8	No slot	
	9	Reserved	9	Slot 9	
	A	Reserved	A	Slot A	
	B	Reserved	B	Slot B	
	C	Reserved	C	Slot C	
	D	Reserved	D	Slot D	
	E	Reserved	E	Slot E	
Lowest	F	System CPU	F	Reserved	Highest




The New Standard Bearer.

A Number of Reasons A Number

1. Designed for the 80386

There's a revolution taking place in desktop computing. A revolution that's been launched by a square wafer of silicon known as the 80386 microprocessor chip. It puts minicomputer potential at PC users' fingertips. It's a fact that virtually every leading PC manufacturer has built a "box" around this chip. And it's a fact that the "New Operating System" will, supposedly, even run on it. But, it's also a fact that *their* system wasn't designed for the 80386. Ours is. And it's



4. Thousands of DOS Programs PC-MOS/386™ gives you the best of the past, and the best for your future. Which means that while PC-MOS/386™ totally replaces your old DOS, you won't have to replace the programs you've spent a lot of time learning.

And it all happens so effortlessly. You'll continue to reap the benefits of your favorite DOS programs, while entering a new arena of power.

Think of it! Programs like dBASE III, WordPerfect, Lotus 1-2-3 and Symphony, WordStar, MultiMate...literally thousands of DOS programs—all compatible and multi-user available.



2. PC and PS/2 Compatible

In designing PC-MOS, we knew our first priority was to exploit the minicomputer capabilities of 80386-based PCs & PS/2s. But we went further, and developed a system which would be fully compatible with the millions of existing PCs, PC ATs, and

compatible with the millions of PC-compatibles. Power without nothing less from the new standard bearer.



5. Familiar Commands Like DIR and COPY

Just as you don't have to learn a whole new array of software to take advantage of PC-MOS/386™, neither do you have to learn an entirely new set of commands.

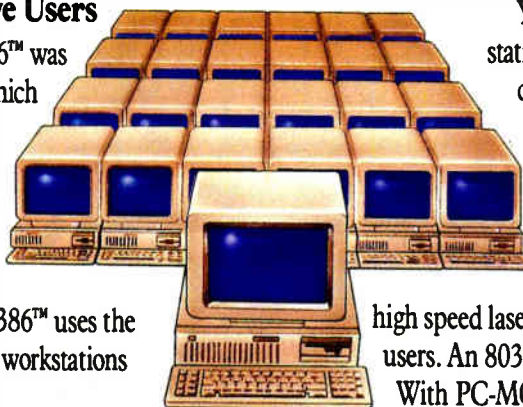
Instead, the system builds on the knowledge you already have. "COPY" still copies files, and "DIR" still gives you a directory listing. As you might expect, we didn't stop there. There's a wealth of features that have strengthened the commands you know, making them more powerful and easier to use.



3. One, Five, Up to Twenty-five Users

From the beginning, PC-MOS/386™ was designed as a versatile operating system which could support twenty-five users as easily as it supports one. The system comes in single, five, and 25-user modules, so you're able to start with what you need and expand when you're ready.

In a multi-user setting, PC-MOS/386™ uses the computing power of the host PC to drive workstations linked to standard RS-232 ports.



You can choose from a variety of workstations. Mix and match dumb terminals costing under \$500 each with PCs and PS/2s running our terminal emulation software.

All of the host's resources can be shared. Programs, data, hard disks, tape backup units & printers (including high speed laser printers) are suddenly available to all users. An 80386-PC has minicomputer potential. With PC-MOS/386™ you can "mini" your micro.

of Users Will Choose PC-MOS/386™

6. Concurrently Supports Virtual 8086 and 80386 32-Bit Mode



80386-based PCs & PS/2s are dual-personality computers. To run DOS programs, they act as PCs with a 640K memory limit. But to take advantage of their minicomputer capacity, they operate in true 80386 mode which lets them address up to four gigabytes of memory. PC-MOS enables the 80386-host and its workstations to independently switch between these modes—making DOS compatibility and 80386 power simultaneously possible.

7. Multi-Tasking

While it's true you could look elsewhere for multi-tasking, why would you want to? The *other* multi-tasking operating system is not now, nor is it planned to be, multi-user. It won't even run multiple DOS applications in multi-tasking mode.

Now consider PC-MOS/386™. At the touch of a key, you can switch between up to 25 different tasks. And if you have workstations connected to a host, they get multi-tasking, too. Finally...a system that won't hold you back.



And consider this.

Only one operating system in the world can give you the raw power, features, and functionality that you demand. Its name is PC-MOS/386™. And it's immediately available in one, five and 25-user versions starting at \$195.



8. File/Record Locking and Security

When you decide to implement either a network or a multi-user system, there's a two-fold problem which must be solved: protecting your work from accidental misuse and securing it from intentional theft.

PC-MOS/386™ solves both aspects of this problem. Password protected security allows you to assign file, directory, and task access to each user. Plus, files and records are locked using either PC-MOS' proprietary system or NETBIOS emulation.



9. Remote Access



It's been said that information is power...which makes PC-MOS/386™ a deadly weapon to your competition. Imagine on-the-road salespeople being able to file call reports and access your latest inventory data. Picture executives being able to access your corporate database from across the country, or around the world—giving them the information they need, when they need it.

Visualize branch offices tapping time-critical data with nothing more than a modem and a workstation. Working at a home office in the evening or over the weekend suddenly gets awfully productive. And that makes good business sense. The kind of sense you can't afford to be without.

10. The Price...

As you evaluate operating systems, ask yourself if it's reasons you're considering...or rhyme. Ask if you're getting a system for tomorrow, or one that was made for yesterday. See if you're being forced to buy new hardware because of *their* software.

PC-MOS/386™ is a trademark of The Software Link, Inc. PS/2, PC AT, NETBIOS, dBASE III, MultiMate, WordPerfect, Lotus 1-2-3 & Symphony, & WordStar are trademarks of IBM Corp., Ashton-Tate, WordPerfect Corp., Lotus Development Corp., & MicroPro, respectively. Prices and technical specifications subject to change. Copyright ©1987. All Rights Reserved.

For the dealer nearest you, In Georgia: International/OEM Sales: Resellers/VARs:
CALL: 800/451-LINK 404/441-2580 404/263-1006 404/448-5465

3577 Parkway Lane, Atlanta, GA 30092 Telex 4996147 SWLINK FAX 404/263-6474

The Software Link/Canada CALL: 800/387-0453

DEALER INQUIRIES INVITED



PC-MOS/386™

— MODULAR OPERATING SYSTEM —

THE SOFTWARE LINK

Introducing An Exciting Breakthrough in Access Performance

Access Your Data 3.6 Times Faster*

Nestor Systems, Inc.
Intelligent Disk Controller

CO-STAR™

CO-STAR is a unique data storage subsystem containing either an 80-megabyte or a 150-megabyte disk drive and a hard drive controller card with a powerful difference: an on-board disk management co-processor.

Fast Disk

Now you can get incredibly fast disk access performance from your IBM PC XT, AT or compatible with Nestor's breakthrough co-processor technology.

Co-Processing

Co-processing means that while your system CPU runs applications without interruption or memory overhead, CO-STAR runs invisibly in the background with an array of sophisticated disk management functions, such as

- 1. File and disk space optimized for most efficient retrieval
- 2. Intelligent buffering, dramatically reducing disk access delays
- PLUS
- DOS 3.2 megabyte file size — limitation is eliminated
- Performs print spooling
- Fast access SCSI interface connecting up to 8 devices

Disk-Intensive Applications

CO-STAR can increase productivity up to 366 percent! — in applications like data base management, accounting, CAD/CAM and desktop publishing.

Complete System

CO-STAR subsystems include everything:

- Top-rated hard disk drives
- CO-STAR disk controller, 256K of memory (expandable to 1 Mb) with a co-processor
- Cabling
- Easy installation software for DOS 3.X
- User manual
- Free 800-phone technical support

Don't miss out on our limited-time introductory prices.

80 Mb CO-STAR System \$1,495.00
Half Height Internal Drive

150 Mb CO-STAR System \$2,495.00
Full Height Internal Drive

Money Back Guarantee

If you're not completely satisfied with your CO-STAR system, return it to Nestor within 30 days for a full refund. A 12-month return to factory, limited warranty.

To learn more about CO-STAR and how new technologies have been used to deliver you great disk performance, call or write today

for your free copy of George Morrow's "11 Design Innovations That Improve Disk Performance."



Nestor Systems

A Member of the Business Network Systems Group of DSC Communications Corporation.

1345 Shorebird Way
Mountain View, California 94043-1339



VISA, M.C., Am Ex

To order, call us direct at
1-800-832-7274

8:00 AM - 5:00 PM Pacific Time

Circle 149 on Reader Service Card

*Based upon reading 1000 sequential sectors, one at a time. Full comparative tests using standard industry benchmarks are available upon request.

A simple Windows program for investigating and debugging other Windows programs

Spying on Windows

Michael Geary

Getting started with Microsoft Windows programming can be a daunting experience. Many programmers have reported steep learning curves. Things are getting better, however; Microsoft has greatly improved the documentation in its Software Development Kit for Windows 2.0, and books on Windows programming are starting to appear. In addition, developers are taking a renewed interest, since OS/2 will incorporate a new version of Windows as its presentation manager.

Once you learn the ropes, Windows is a virtual treasure chest of user-interface, graphics, and system management functions, all designed to let you write MS-DOS applications with a Macintosh-like user interface. In fact, Macintosh experience is a great help in Windows programming. The user interfaces are similar, as well as the entire philosophy of application style. As a result, the way you organize a Windows application is a lot like a Mac application rather than a traditional DOS application.

To quote *Inside Macintosh* (whose authors were quoting Firesign Theater), "Everything you know is wrong." Windows applications are so different that experience in writing DOS applications can work against you. To write a good Windows application, you have to do things the way Windows likes them done. A good way to learn that is by seeing how existing Windows applications are put together.

As you might guess, one of the most important features of Windows programming is a window. Nearly every Win-



dows application creates at least one window, its top-level application window, and most applications create and destroy a number of different windows as they execute. Some windows appear as such to the user; others are a programming convenience. For example, every dialog box is a window, and each item (e.g., edit fields and push buttons) inside a dialog box is itself a window. Windows predefines these particular kinds of windows for you; others you build in your own

code. Just choosing how to set up this variety of windows can be a challenge.

Since I would rather borrow a good idea from someone than invent everything from scratch, I wrote a program called Spy that sneaks a look at existing applications. Windows maintains a linked list of all the windows that currently exist; Spy scans through that list and gathers up all the information it can find about every window, regardless of the application that created it. Then it displays all this in its own window, in either a summary or a detailed format.

Spy manages to uncover some rather personal information about another application's windows, including the address of its window function, which is the actual program code that manages a window. Yet Spy is a well-behaved Windows application. It doesn't use any undocumented Windows features.

I've used Spy both to investigate techniques used in other Windows applications and to help track down bugs in my own applications. Figures 1 and 2 show Spy on a typical mission, displaying the list of

windows being used by several Windows applications.

What Spy Displays

Figure 1 shows Spy's summary view—one line per window with the basic infor-

continued

Michael Geary (P.O. Box 1479, Los Gatos, CA 95031) is a software engineer for Gupta Technologies Inc. and is moderator of the BIX CD-ROM conference.

mation about that window. This includes:

- The type of window: top-level, icon, pop-up, or child. This category determines how a window uses screen space. Top-level and pop-up windows share the entire screen, as do icons, and they can all overlap each other. Child windows exist inside a parent window and are clipped off at the edges of the parent.

- The window handle, a 16-bit value displayed in hexadecimal. When you create a window, Windows assigns it a window handle, and every function in Windows that manipulates a window takes the window handle as a parameter. A window handle is analogous to a file handle in DOS, except the values are not small sequential numbers.

- The window class name, shown in figure 1 inside curly braces. Every window belongs to one window class or another, and window classes are identified by name. Many windows can belong to the same class, giving you an easy way to create multiple windows that operate similarly. For example, every editable text field in a dialog box is a child window belonging to the Edit window class.

- The window rectangle, four decimal values that specify the left, top, right, and bottom corners of the window. These values represent pixels and are in absolute screen coordinates; for example, (0,0) is the top left corner of the screen.

- The window title. Generally, this is the title that appears at the top of the window. For an edit-control window, it's the text inside the window.

Spy's detail view gives much more information about each window, which I'll discuss later. First, I'll take a look at some of the basic philosophy underlying the structure of a Windows application.

Breaking Out of the Mode

One of the goals of Windows is to provide a modeless, visually oriented user interface for applications programs. A "mode" is a condition a program enters that limits the user's options or changes the meaning of user input. A classic example of a modal system is a nested-menu user interface, where you type a number or letter at the top-level menu to choose another menu, then type another number to get to the next menu, and so on. The meaning of your keystrokes changes at each level of the menu tree, and instead of having all your choices available, you have to navigate to the right place in the menu tree before you can do anything.

Modal interfaces like this can be tedious, annoying, and confusing. They make the user feel that the program is in control. Well-written applications, for Windows or any other environment, avoid modes as much as possible.

Unfortunately, the structure of a conventional DOS application easily leads to the use of modes. In a conventional program, flow of control is the governing factor. The program is always executing in one portion of the code or another, and when it needs user input, the program will run some particular subroutine that requests that input. Once the program is in this particular input mode, the user's choices are likely to be limited to whatever has been coded in this part of the program.

Don't Call Us; We'll Call You

To avoid modes, a Windows application is built from a collection of windows and

continued

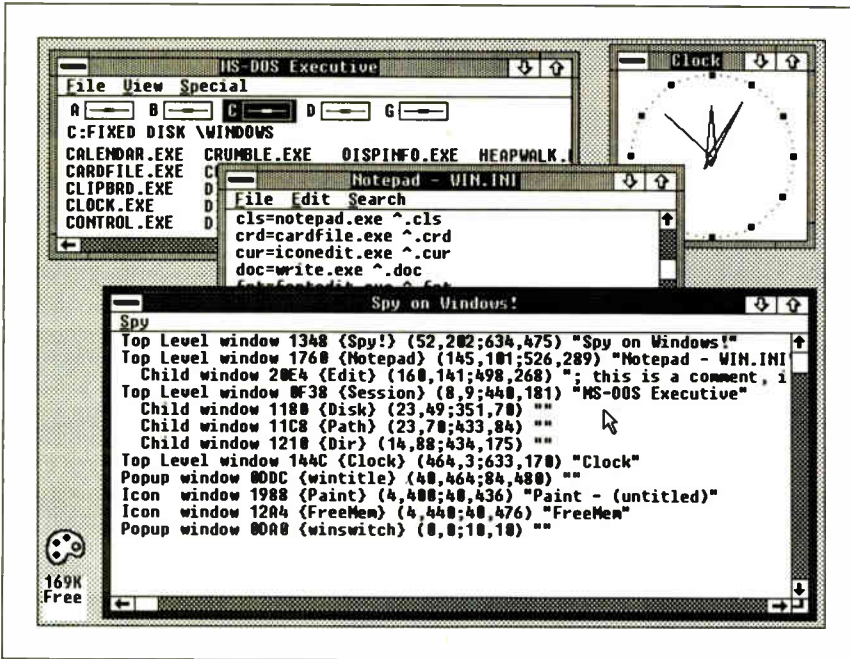


Figure 1: Spy's summary view, showing each window's handle, class name, location, size, and title.

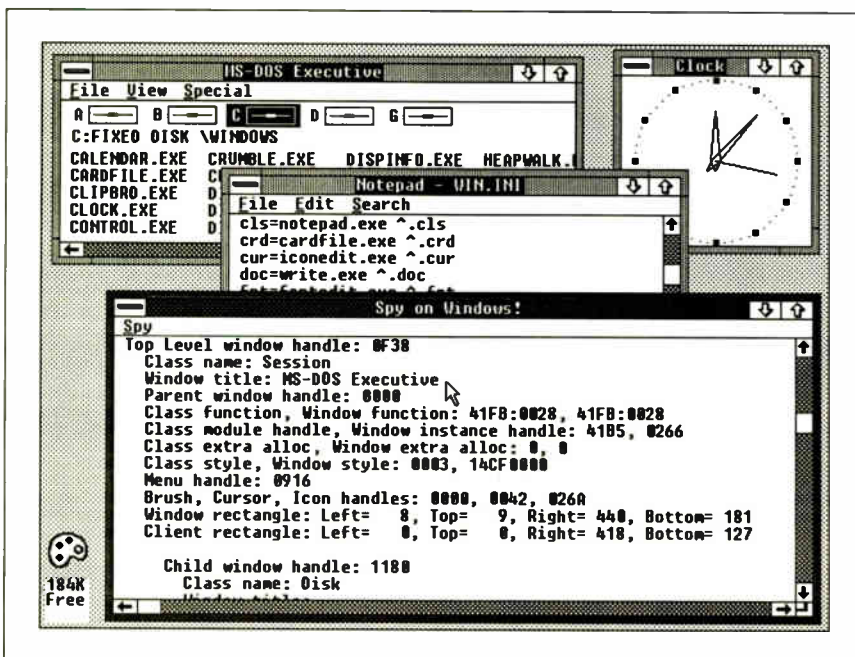


Figure 2: Spy's detail view. This shows all the information Spy has gathered about each window.



CITIZEN

WE HAVE MET THE COMPETITION. AND IT IS US.

Some nine-wire dot matrix printers hide from the competition. Not the new Citizen™ MSP-50.

With the ability to handle all types of paper, top or bottom feed, and a convertible push or pull tractor, it figured it was the best. However, another printer had designs on the title.

So the MSP-50 relied on its high speed, up to 300 cps, to crush the competition. But it wasn't enough. Feature by feature these two contenders battled. Quiet mode. 240 dpi graphics. Color capability. Choice of fonts. Front panel feature controls. Even compatibility with most major software. They were equal. Finally, the MSP-50 put its 80-column print width on the line. Unfortunately, the other machine offered 136.

What was the other machine? The new Citizen MSP-55. Which just goes to prove that if you want to be considered one of the best, you have to be a Citizen in good standing.

For more information call 1-800-556-1234, Ext. 34. In California call 1-800-441-2345, Ext. 34.

©1987 Citizen America Corporation.
Citizen and the Citizen logo are trademarks of
Citizen Watch Co., Ltd.

 **CITIZEN™**
Printers that run like clockwork.

their associated window functions. The job of a window function is to process messages that are sent to its window. All keyboard and mouse input comes in the form of messages, and Windows sends messages to notify the window function of other system events that affect a window's operation. Windows has over 100 different messages that it sends for different events, and applications can define additional messages.

For example, when you open up several application windows, each window function receives messages to notify it of

the current window position and size (WM_MOVE and WM_SIZE). Then, as you move the mouse across these windows, Windows sends WM_MOUSEMOVE messages to the window functions, passing to them the current mouse position.

Windows also has messages for the mouse buttons (e.g., WM_LBUTTONDOWN and WM_LBUTTONUP) and the keyboard (WM_KEYDOWN, WM_KEYUP, and WM_CHAR). In addition, as you move the windows around and bring different ones into view, the window functions receive WM_PAINT messages to notify them to re-

paint part or all of the screen display. Menu selections send a WM_COMMAND message along with the menu identification code you assigned to the menu item.

There are many more messages. Windows sends a message for just about every event that can affect your application, and your entire application is built around the window functions that process these messages. Once you understand how window functions and messages work, you're well on your way toward success with Windows.

In a way, this is the opposite of traditional DOS programming. Instead of the program calling for user input, writing output to the screen, and generally being in charge, the window function is at the mercy of the messages thrown at it. It doesn't get to decide what message it's going to receive next; it has to process each one and return until the next one comes to it. Since user input generates most messages, this puts the Windows user in charge of the software.

Window Rectangles

Besides the window function and its messages, the most important attributes of a window are its window rectangle and client rectangle. The window rectangle, shown in Spy's summary view, describes exactly where the window is located (at the time that you invoke Spy) in absolute screen coordinates. The window rectangle can be partially or completely off the screen, and the window display is clipped at the screen edges. The window rectangle includes the entire window.

There are two main areas of a window rectangle: the client area and the non-client area. The nonclient area includes the border, title bar, menu, and scroll bars, and it is generally taken care of by Windows, although your application can take over control of this area if you wish. The remaining portion of the window is the client area, which is under the application's control. The client area is defined by the client rectangle. As a convenience to the application, the top left corner of the client rectangle is always (0,0), and any drawing done with these client coordinates is automatically converted to the proper screen coordinates.

Types of Window Flavors

As I mentioned earlier, top-level and pop-up windows share the full screen as their display space and are defined in terms of absolute screen coordinates. They are clipped at the edges of the screen, and they are also clipped relative to each other wherever they overlap.

Child windows, on the other hand, are displayed inside the parent window's cli-

continued

CUSTOMIZE YOUR KEYBOARD

YOUR SINGLE SOURCE FOR KEYBOARD ENHANCEMENTS

- Replacement Keys and Keytop Shells for IBM
- Keytop Kits Supporting Most Software
- Touchdown™ Keytop Expanders
- Custom Key Imprinting
- Custom Printed Keytops
- Do-it-yourself Keytop Kits
- FlexShield™ Keyboard Protectors
- Keyboard Templates
- Keystopper™ Individual Key Lockouts

Hooleon CORPORATION
 The Leader in Keytop Innovations
 POST OFFICE BOX 201 • DEPT. BYTE • CORNVILLE, AZ 86325
 (602) 634-7515

INTRODUCING

Performance

Graphics for the IBM PS/2®

ARTIST 10/16 VGA, the first 1024 x 768 non-interlaced display controller for the IBM PS/2

The ARTIST 10/16 VGA is the first graphic controller that enhances the standard VGA graphic capabilities of the IBM PS/2 models 60 and 80. It displays instantaneous CAD drawings at 65,000 vectors per second.

Our ARTIST 10/16 VGA is the high performer for use with AutoCAD. ARTIST is the most popular board for CAD applications. It is supported by more than 90 software products.

100% Compatible with VGA Software

You get full screen VGA in single or dual monitor configurations. ARTIST 10/16 VGA is a fully authorized IBM third party product with an official IBM board ID number.

For the dealer nearest you call (800) 826-4281.
In Minnesota, call (612) 631-7800.



GT Now Available for ARTIST 10/16 VGA

For AutoCAD applications, our ARTIST boards feature high level editing options and instantaneous zoom and redraw. The ARTIST boards team with display list processing to give you:

New multiple view windows speed the design process. Each window can be zoomed independently anywhere on the drawing. All views can be edited simultaneously.

- ▶ 30 levels of zoom give you unlimited drawing space. Image resolution is enlarged to 16,000 x 12,000 pixels.
- ▶ Reduces your AutoCAD zoom and redraw time by more than 90%.
- ▶ A Bird's-Eye-View window shows your exact location within a drawing.



Control Systems

2675 Patton Road, P.O. Box 64750, St. Paul, MN 55164
Telex 756 601

ARTIST Distributors, CADSource, CAD Distributors, Corporate Computer Systems, Edwards C.P.E., ICI Technologies, Microauth, MicroSystems Distribution, PartyPlus, and Price Electronics. Also carried by ComputerLand and Entre Computer Centers that specialize in CAD.

ARTIST 10/16 VGA and ARTIST GT are trademarks of Control Systems, Inc. IBM is a registered trademark of and PS/2 is a trademark of International Business Machines Corp. AutoCAD is a registered trademark of Autodesk, Inc. 1987 Control Systems, Inc.

ent area. They can overlap each other, but they are always clipped at the edge of the parent's client area. If you move a window, all its child windows move along with it. Child windows are defined in their parents' client coordinates; that is, a child window with an origin of (0,0) would be at the top left corner of its parent's client area.

Child windows are used extensively in Windows applications, as figure 1 shows. They are a handy way to provide different kinds of behavior in different areas of a single application window, since each

child window has a window function. For example, the MS-DOS Executive (a file-handling utility that comes with Windows) uses three separate child windows for the disk icons, the current directory path, and the list of files. With this approach, each child window's window function can handle its own operations without worrying about the others—you simply create the windows and let them run.

The child windows inside the MS-DOS Executive window are not readily apparent to the user; in fact, it takes a program

like Spy to reveal them. They are a coding convenience for the MSDOS.EXE program. The exact same application could be written with a single window and explicit code to handle things like mouse hit-testing (i.e., determining which area of the window the mouse was clicked on). Using child windows lets Windows do some of the work for you.

You can also create child windows that the end user can manipulate directly. Child windows can have caption bars, a size box (and in Windows 2.0, fat borders), and the like, which let the user move and resize the window. In fact, child windows can look and operate a lot like top-level windows, except for being located inside the parent's client area. The Multiple Document Interface in Windows 2.0 uses this capability.

Window Classes

Often you want to have several different windows that operate in a similar way. Suppose you have a dialog box with several edit fields. Each one is a window (in fact, every item in a dialog box is a child window). Although you need to be able to refer to each item individually, and each one has unique data (such as its text), the actual program code for each item is the same. This suggests that they should share a common window function, and perhaps some common data, along with a block of data unique to each window.

That's exactly what a window class is. A window class defines a collection of windows that generally have a common window function and similar behavior. Windows comes with a number of predefined window classes, most of which are the various "controls," or child windows used inside dialog boxes. These are named according to their function: Edit, Static (for background text), Button (for all kinds of buttons), ScrollBar (which includes size boxes), and List (a list box).


Windows also has many predefined window classes that it uses behind-the-scenes, such as a class for the dialog box window itself, and one for pop-up menus. Applications programs create windows from these classes indirectly through functions like CreateDialog (which uses its own class).

Spy's Detail View

Spy gathers much more information than is shown in its summary view. Spy's ShowDetail menu item toggles back and forth between the summary view and the detail view, which shows everything Spy has uncovered. Besides what's in the summary view, the detail view shows the following for each window:

- The parent-window handle. This is

continued



THE MURAL PLOTTER D SIZE PLUS. FLATBED TECHNOLOGY.

\$2495.

We're not going to razzle-dazzle you with a lot of hype about the Mural Plotter. We'll let the facts speak for themselves.


- Plot area 25" x 34"
- Compatible with leading software programs

- Emulates Hewlett-Packard 7475 Plotter
- Compatible with IBM/PC/XT/AT, T.L., NEC, AT&T and more using RS-232-C serial interface
- Desk top or wall mount
- Excellent repeatability • 5 ips

Call for the name of your local CAD Dealer!

UI United Innovations • Crossroads Ind. Park • Holyoke MA 01040 • 413-534-4400

Advancing the state of the art in raster graphics.



With TV-quality resolution.

Presenting the AT&T Truevision[®] Advanced Raster Graphics Adapter (TARGA[™]) series. Five separate models address the spectrum of your continuous-tone imaging needs. Each single-slot TARGA digitizes and displays electronic photographs with your AT&T- or IBM-compatible PC.

TARGA captures images in real time from standard video sources. And because the images are digitized files of information, you can store and retrieve them. Display them with striking clarity. And manipulate them with incredible subtlety.

At varying pixel depths.

TARGA provides up to 512 X 482 pixel resolution at different

pixel depths.

TARGA 8 (\$1,595): 256 levels of grey

TARGA M8 (\$1,995): 256 levels of grey or 256 colors from a palette of over 16 million

TARGA 16 (\$2,995): 32,768 colors plus overlay

TARGA 24 (\$3,995): 16,777,216 colors

TARGA 32 (\$4,995): 16,777,216 colors plus overlay and 128 levels of mixing for sophisticated blending of live video and stored images.

And with elegant engineering.

TARGA is elegantly engineered for performance, efficiency, and reliability. Its powerful gen-lock capability lets you grab from VCRs and videodisc players as well as

video cameras. Our proprietary video controller limits memory contention to less than two percent.

And TARGA incorporates a number of sophisticated hardware features, including 2X, 4X, and 8X zoom. Smooth, independent horizontal and vertical panning. Bit plane masking. And a wide range of programmable options provides unlimited flexibility in working with continuous-tone images.

And elegant applications.

TARGA C language programming utilities and Halo drivers enable you to create your own applications. Or you can use one of the many software packages developed for TARGA by AT&T and others.

Our Truevision Image Processing (TIPS, \$1,250), for example, provides powerful paint, text, and image manipulation functions.

Advance the state of your art.

If you have an idea for an application, talk to us. We'll provide the technical support to help you advance the state of your art. With Truevision. We're changing the way personal computers see things.

For additional information or to locate a Truevision dealer, please write or call: AT&T, Electronic Photography and Imaging Center, 7351 Shadeland Station, Suite 100, Indianapolis, IN 46256-3921. **1-800-858-TRUE.**



AT&T

The right choice.

Truevision is a registered trademark of AT&T. IBM is a registered trademark of International Business Machines Corporation. Compaq is a registered trademark of Compaq Computer Company. HALO is a registered trademark of Media Cybernetics. Truevision Design and development by: RADAKAKACCCEJHDHJHBHDJCMGMBPLRASTJSBSJW © 1987 AT&T

Circle 25 on Reader Service Card

BYTE 1987 Extra Edition • Inside the IBM PCs 103

always zero for top-level windows, but for pop-up and child windows, this line shows the handle of the window's parent. As discussed earlier, a child window is physically located inside its parent. A pop-up window is not limited in this way, but nevertheless it usually has a parent window to which it "belongs." For example, the parent of a dialog box is usually the top-level window that created it.

- The window-function address for both the window class and its particular window. Usually these are the same, since all the windows in a class share a common window function. However, an application can set up a unique window function for any particular window.

- The instance handle and the module handle. You can run more than one copy (or instance) of a Windows application at a time, and each one creates its own windows. So, individual windows are tracked by an instance handle, which is a way to refer to each individual instance of the application. In contrast, features like the window class "belong" to all instances of the application, so Windows keeps track of them with the module handle, which refers to the application as a whole and not as any particular instance.

- The class and window "extra" allocation. When you create a window class, you can specify extra storage to be allocated within the class data structure and each window data structure. Windows has functions to access this data, and the application can use the storage space to keep track of anything related to the win-

dow or the window class.

- The class style and window style. These are collections of bits that define things like whether the window has a border or title bar. For simplicity, Spy displays these as hexadecimal values, although the bits have symbolic names you would use when programming.

- The menu handle. Top-level and pop-up windows can have menus, and the menu handle lets you refer to the menu in a program. Child windows can't have menus, so the menu handle for a child window is used (mainly in dialog boxes) as another way to refer to it.

- The background brush handle, cursor handle, and icon handle. These tell Windows what color to use for the window's background; what kind of cursor to display in the window; and what icon to display when the window is closed, or iconized. The application can either use these handles or set them to null (0) and determine the background color, cursor, and icon through explicit programming. For example, the Clock program that comes with Windows has a null icon handle so that when the program is iconized, it draws a working clock face with Windows calls instead of a default icon.

- The client rectangle. Spy's summary view shows just the window rectangle; the detail view shows both the window and client rectangles.

Using Spy

Spy isn't just a demonstration Windows application, but a useful tool for finding

out how other applications work. For example, those who have done any Windows programming know that you can put scroll bars on a window by setting a couple of style bits when you call the CreateWindow function. These standard scroll bars run along the entire width and height of the window, on the bottom and right edges. Spy's own scroll bars work like this. Windows Write has a similar pair of scroll bars, but the horizontal scroll is shorter and has a page number next to it. How does it do that?

Time for a little industrial espionage, as shown in figure 3. Spy shows that Write's window contains several child windows. One of them has the suspicious class name of MSWRITE_PAGEINFO; sure enough, that child window is located right where the page number appears. Write creates a child window for the page number.

Why doesn't the horizontal scroll bar run into that child window, though? Spy's display shows that Write's top-level window contains three child windows of class ScrollBar. One is the horizontal scroll bar, one is the vertical scroll bar, and the third is the size box in the lower right corner. The size box also belongs to the ScrollBar class, even though it operates differently. Write calculates the positions for the windows itself rather than relying on a default, so it can put them where it wants, and they won't run into each other.

Contrast this with Spy's one and only window, as shown in figure 1. (Yes, in the best double-agent tradition, Spy even spies on itself.) Spy's window has no child windows at all. I set the style bits to have the standard scroll bars when Spy draws its window; Write doesn't do this. Since Write's scroll bars are created explicitly as child windows, the program doesn't have to use the standard scrollbar location and size; it can place them anywhere it likes.

I've also used Spy several times to help locate bugs in other programs. For example, during development of another program, I found that a particular window was sometimes painted wrong; the screen background and parts of other windows showed through. A quick Spy mission showed that I had inadvertently set the background brush to zero, so the window background was not erased properly (see figures 4 and 5). Since Spy showed me what to look for, finding the problem in my code was much easier.

How Spy Works

I discussed earlier how Windows sends messages to a window function. There are actually two different ways a message

continued

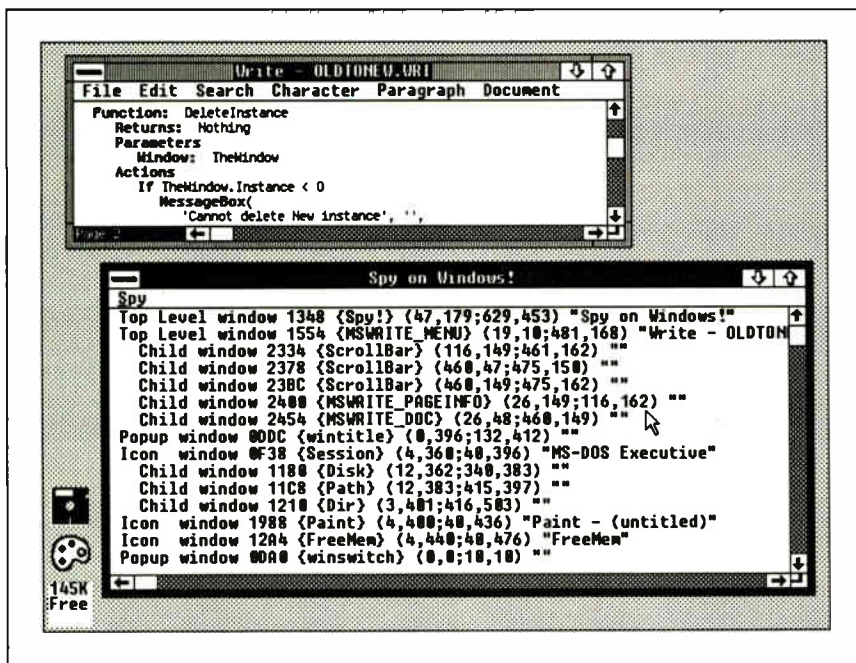
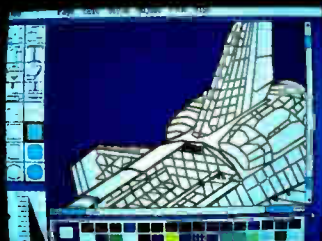


Figure 3: How does Windows Write display the page number in the lower left corner? Spy uncovers the answer.

Unlock your desktop with Publisher's Paintbrush.™

Now Supporting IBM® Personal System/2!

Finally, a paint package designed for desktop publishing! When you create or scan a 300 dpi page, you'll get a 64-screen computer image. That's why Publisher's Paintbrush lets you zoom out and work on the big picture. So you get ultra-sharp resolution without ultra-tedious labor.



One screen of a 64-screen image.



Shrink down to a manageable size.




Next, cut-and-paste...



ATLS Provides Overnight Service to 40 Major Metropolitan Areas

A few edits later... VOILA!

New typography frontiers: continuously adjustable point sizes, text slope, line and character spacing, extended and condensed type, and letter slant.



Easy-to-use menus.



Slant and angle text 1° - 359°.




4- to 250-point type.

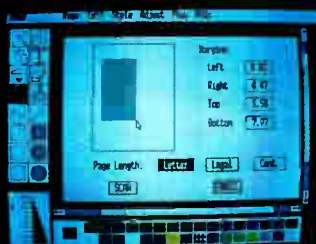


Adjustable everything!

Publisher's Paintbrush adapts to most scanners with absolute simplicity. Scan in existing art, logos and diagrams to save many hours of work!



Full use of scanner features.



Scan all or part of a page.



Combine art and type...



... from several sources!

Publisher's Paintbrush is a quantum leap in power beyond our top-selling PC Paintbrush®. In fact, it's the dawn of a new era for desktop publishing. With it, you can produce pictures of super-high resolution (many times sharper than your screen!) and marry them into text pages. With it, you can take full advantage of desktop publishing packages, laser printers and image scanners. Without it, you're stuck with ragged edges and tedious multi-screen editing.

Publisher's Paintbrush supports major-brand image scanners and hundreds of printers and video display boards. And most desktop publishing packages have built-in links to Publisher's Paintbrush.

Say goodbye to the old boundaries. Say "Show me" to your ZSOFT dealer. Or call our corporate offices for more information.

Publisher's Paintbrush is a trademark and PC Paintbrush is a registered trademark of Zsoft Corporation. Dover Clip-Art Series is a registered trademark of Dover Publications, Inc.

Z·SOFT

1950 Spectrum Circle, Suite A495, Marietta, Georgia 30067, (404) 980-1950

can get to a window function. One is with a SendMessage call, which takes a window handle as a parameter; and Windows then finds the window function for that window. Many of the messages that originate from inside Windows are sent this way, such as the WM_SIZE message, which tells a window function when the user has resized a window.

Other messages, such as keyboard and mouse input, aren't sent directly to a window function but are placed in a message queue. The application's main program pulls messages off the queue and dispatches them to the appropriate window functions. This is performed by WinMain, which basically sits in a loop, calling GetMessage to pick up the next mes-

sage, and DispatchMessage to send the message to the appropriate window function. WinMain also initializes and terminates the application.

Initializing the Program

Spy's Initialize function performs many tasks. The most important ones are to set up Spy's window class using the RegisterClass function and to create Spy's window with a CreateWindow call. In the process, Initialize checks whether this is the first instance of the Spy program being run or a subsequent instance, because the window class must be registered only once. Each instance has to create its own window, however.

Initialize also calls GlobalAlloc to preallocate a data structure that stores the data Spy gathers on the various windows. At first, however, it allocates only 1 byte in the structure. Later, when Spy scans through the windows, it reallocates this structure to the actual size needed. Windows' memory management is nice this way: Your program can resize any block of memory at any time you want, and the memory never gets fragmented.

Windows pulls off this trick by giving you a handle to the memory block instead of an absolute pointer. Windows can move the data around as needed to accomplish resizing because when you want to get to the data, you call GlobalLock to lock down the data and get the physical address, and GlobalUnlock as soon as you're done. As long as the data isn't locked, Windows can move it around.

Calling GlobalLock and GlobalUnlock all the time involves extra work, but these functions are fast and provide a real benefit in flexibility of memory use. For situations where the overhead of calling those functions is unacceptable, you can allocate memory with a "fixed" option; then Windows won't move it around, and you can hang on to the absolute address.

Spy's Window Functions

The window functions are the heart of any Windows application, and Spy is no exception. A window function (e.g., Spy's SpyWndProc function) is generally just a switch/case statement that takes care of the messages that the application wants to handle itself. Any message not handled by SpyWndProc is passed through to a default window function, called DefWindowProc.

This trick is the source of much of Windows' flexibility. Windows does very little behind the scenes without first giving your application a crack at it. For example, when the nonclient area of your

continued

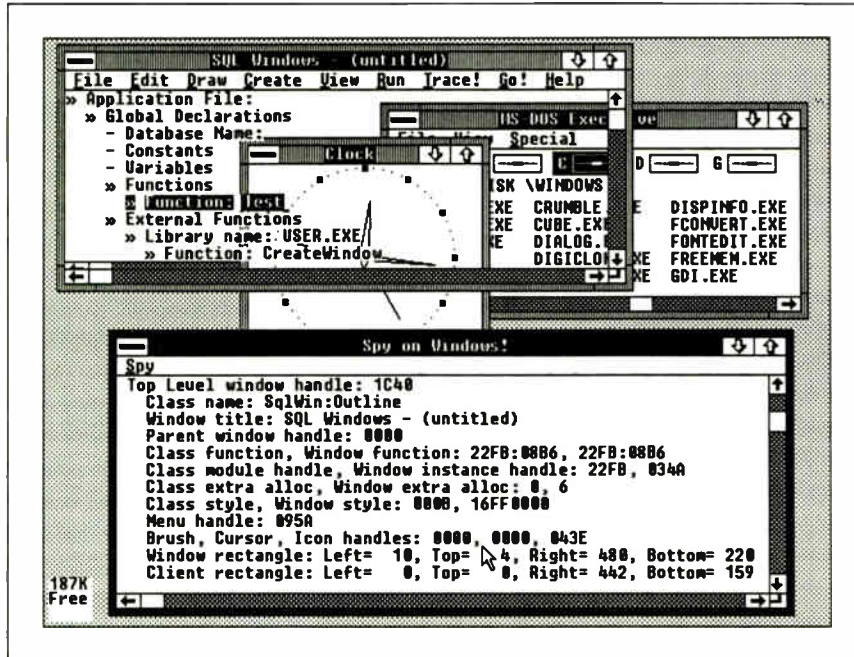


Figure 4: Tracking down a bug with Spy. Why does my outline window look so strange? (Hint: Spy shows the background brush handle to be 0000.)

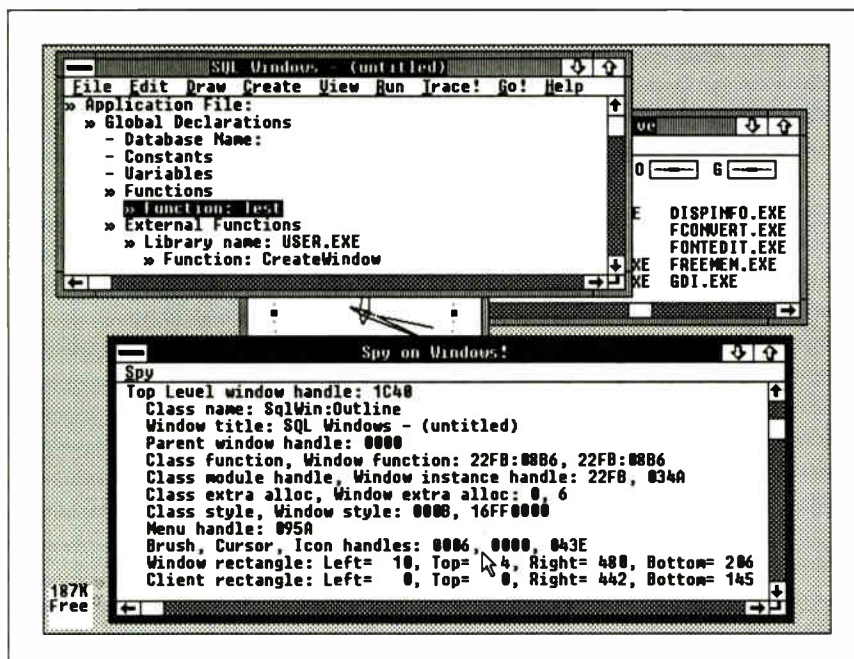


Figure 5: This looks better. Sure enough, a different value, 0006, is in the brush handle.

THE NORTON UTILITIES

DATA RECOVERY
DISK MANAGEMENT

For the complete IBM® PC family and compatibles.

4.0

■ "Don't compute without it."
—New York Times. ■ "Highly recommended for business users."
—Time-Life Access Newsletter.
■ "Indispensable."—PC Magazine. ■ "Essential in day-to-day personal computing."—Personal Computing Magazine. ■ Three years voted "World Class" Best Utilities.
—PC World. ■ "A pleasure to use."—PC Week.
■ "You'll bless this disk."
—Peter McWilliams/
The Personal Computer Book.

A life saver for your data.



THE NORTON UTILITIES



A life saver for your data.

ADVANCED EDITION

DATA RECOVERY
DISK MANAGEMENT

For the complete IBM® PC family and compatibles.

■ All the features of the "indispensable" Norton Utilities—the world's best-selling disk management package. ■ Loaded with significant new technical enhancements. ■ Includes a powerful new version of the remarkable *UnErase™* data recovery feature. ■ A must for everyone who demands the most from their PCs.

Now it's not so lonely at the top.

At last.

After five long years alone at the top of the best-seller lists, the Norton Utilities™ is being challenged by another software package.

Which is no small feat, considering that Version 4.0 is selling even faster than its predecessors did.

Unfair competition.

Of course, in order to compete with the Utilities, this upstart new package first had to copy it.

It had to include the famous *UnErase™*, which has rescued the derrières of thousands of grateful PC users.

As well as the unique *File Info*, which lets you attach descriptions of up to 65 characters

to your files.

Not to mention the *Norton Integrator*, which lets you control everything from a single program and gives you on-line help for each function.

In fact, The Advanced Edition of the Norton Utilities includes every single one of the features, functions and enhancements that have made Version 4.0 so popular.

Right down to the user interface which, according to the *InfoWorld* Review Board makes the Advanced Edition "as easy to use as possible."

And that's not all.

The more the merrier.

Because the Advanced Edition goes on to include a wish list

of brand new technical features and functions.

Like *Speed Disk*, for tightening up disk space and optimizing access.

And *Format Recover*, for unformatting your accidentally reformatted hard disk.

As well as a FAT Editor, a Partition Table Editor, a Directory Editor and access to absolute disk sectors.

All of which explains why *InfoWorld* called the Advanced Edition "a great program that has gotten even better."

We just call it good company.

Peter Norton
COMPUTING

Designed for the IBM® PC, PC-AT and DOS compatibles. Available at most software dealers, or direct from Peter Norton Computing, Inc., 2210 Wilshire Blvd., #186, Santa Monica, CA 90403. To order, call 213-453-2361 (VISA and MasterCard welcome). MCI Mail: PNCI. Fax 213-453-6398. © 1987 Peter Norton Computing.

Circle 260 on Reader Service Card (Dealers: 261)

BY T E 1987 Extra Edition • Inside the IBM PCs 107

FINALLY!

EASYFLOW

An on-screen flowchart processor that knows about flowcharts - not just another "screen draw" program that makes you do most of the work. EASYFLOW is a powerful full-screen graphics program dedicated to flowcharts and organization charts. With it you can quickly compose charts. More important, you can easily modify charts so they are always up to date.

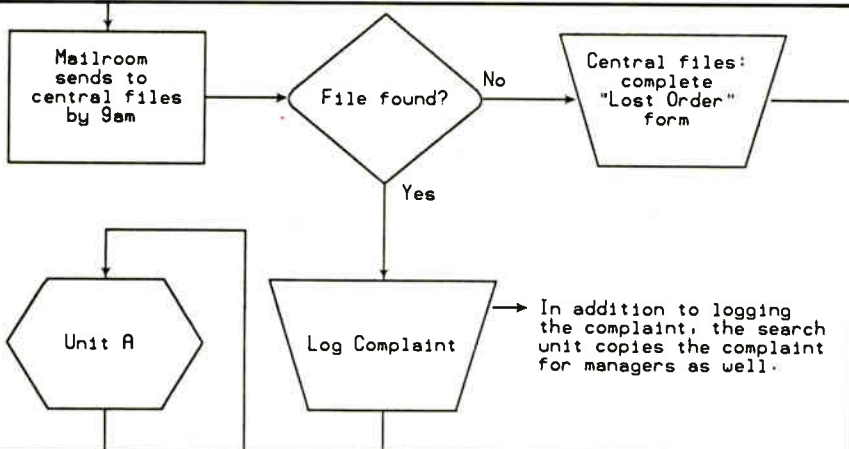
- ▶ **Automatic:** Fully automatic text centering within shapes, both horizontally and vertically. Fully automatic line routing & re-routing.
- ▶ **Fast:** Written in assembly language for speed.
- ▶ **Large:** Charts up to 417 columns wide by 225 lines high. Chart too large for your printer? EASYFLOW automatically breaks the chart up & prints it in page size pieces.
- ▶ **Standard:** All standard flowcharting shapes included. Custom shapes can be ordered.
- ▶ **User friendly:** Don't take our word for it. PC Magazine* says "EASYFLOW lives up to its name. It's hard to imagine any easier and more flexible way to produce basic and even complex flowcharts".
- ▶ **Mouse:** Optional but fully supported.
- ▶ **It prints:** On most popular matrix printers including IBM, Epson, Toshiba, HP LaserJet, LaserJet-Plus and many others.
- ▶ **It plots:** On HP7440, 7475, 7550, 7570, 7585B and compatible plotters.
- ▶ **It works:** We are contractually prevented from mentioning the name of the "big eight" accounting firm that purchased a world-wide site license, but we can tell you that they spent months evaluating all available flowcharting packages before choosing EASYFLOW.
- ▶ **Rush delivery:** Order by noon today (eastern time) and we'll have it to you by courier tomorrow**. Rush delivery charge is \$15.00 (instead of \$2.00) and is available only in USA & Canada.
- ▶ **Documented:** 100 page manual plus over 150 screens of context sensitive help.

EASYFLOW works on IBM PC's, IBM PS/2 and compatibles. Requires 384 K memory, DOS 2.0 or higher and an IBM CGA/EGA/VGA or Hercules monochrome compatible adapter card.

Order direct for only \$149.95 + \$2.00 S&H (USA/Canada), \$10.00 (foreign). Payment by M.O., cheque, VISA, Mastercard or Company PO.

* March 10, 1987 issue, page 278.

** Rush orders are shipped by Purolator Courier and normally arrive the next business day to most locations. Remote destinations take longer.



The chart fragment above was produced on an HP LaserJet-Plus and is actual size and unretouched. Publication quality charts like this can be produced using only minutes of preparation time and seconds of print time.

HavenTree Software Limited
PO Box 1093-A
Thousand Island Park, NY 13692

Order Desk: 1-800-267-0668
Information: (613) 544-6035 ext 80
Telefax(G3): (613) 544-9632

SPYING ON WINDOWS

window (e.g., the title bar and borders) needs to be repainted, Windows sends the window function a WM_NCPAINT message. If you want to create some special kind of border instead of the default, you can intercept this message and draw whatever is needed. Most window functions ignore the WM_NCPAINT message and pass it through to DefWindowProc, which paints the nonclient area according to the standard window style.

Now let's take a look at the messages that SpyWndProc handles. For example, WM_COMMAND tells the window function that the user has selected a menu command (among other things). Spy has only two menu commands: New Spy Mission, which tells Spy to make another pass through all the windows and update its display accordingly, and Show Detail, which toggles between the summary and detail views.


Windows sends a WM_DESTROY message when a window is being closed. Since this is Spy's only window, receipt of this message calls the PostQuitMessage function, which puts a WM_QUIT message in the message queue. WinMain calls GetMessage, which pulls the WM_QUIT from the queue and returns FALSE, terminating the main application loop.

Spy uses WM_HSCROLL or WM_VSCROLL when the user manipulates the horizontal or vertical scroll bar with the mouse. Windows passes these messages along with codes indicating what action has been taken, such as clicking on the scroll bar or the page-up/page-down area.

Since Spy uses the keyboard only for scrolling, it checks for the WM_KEYDOWN message to see when a cursor key is pressed, and simulates the equivalent scroll-bar message. By the way, if you have ever been frustrated with the way DOS and the BIOS handle the keyboard, you'll love Windows, because it gives you complete control over keyboard information. Every key press sends a WM_KEYDOWN message, and every key release sends a WM_KEYUP message. When a key auto-repeats, it sends additional WM_KEYDOWN messages, but there's an indicator to let you know it's an auto-repeat and not an actual key press. These messages are sent for every key on the keyboard—even Shift keys. To get this kind of control under DOS, you have to write your own keyboard-interrupt routine. When you just want ordinary ASCII characters in Windows, you can use a WM_CHAR message that is like conventional DOS/BIOS keyboard access.

A special kind of message handled by SpyWndProc is WM_PAINT. Windows considers screen painting to be the lowest priority

continued



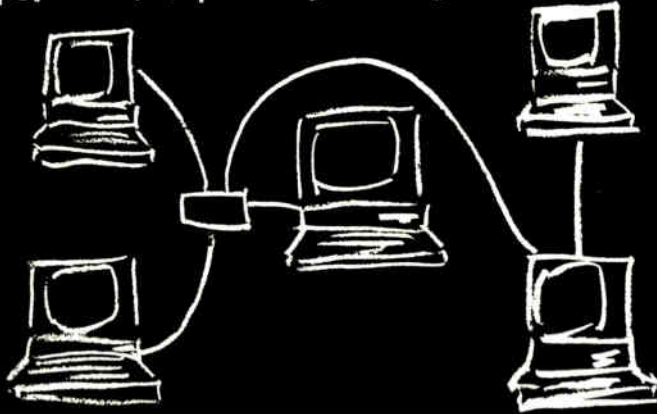
The data that can fit in your
pocket today can have an
impact on what goes into
your pocket tomorrow.

 **BASF**

BASF QUALIMETRIC™ 3.5" MICRO FLEXYDISKS.™ CERTIFIED 100% ERROR-FREE AND WARRANTED...

FOR EVER

StarLAN Networking Made Easy



NOW...

- Connect multiple PCs through multipoint hubs
- Up to 100 nodes using multiple hubs
- Employ one PC as a hub
- Join a single PC to a StarLAN network
- Install in about the time it takes to put in an internal modem
- Total tech support
- Complies with IEEE 802.3 BASE5
- Low cost!!!

- SGL2500 — PC Adapter Board with Integrated Hub, to serve as a hub in a network of up to 11 stations
- SGL3500 — Ten-Port StarLAN hub, to network PCs or other hubs, over distances of 800 feet
- ViaNet — Operating System to manage your network, or the industry standard Novell Netware™

CALL: 1-800-STAR GATE.



33800 Curtis Blvd.,
Eastlake, OH 44094

WHICH STARLAN LEVEL DO YOU NEED?

- SGL1500 — PC Adapter Board, low cost way to integrate PCs into StarLAN network

ority of all its operations. Whenever part of your window needs to be repainted, Windows sends the window function a WM_PAINT message. However, this message goes to the end of the queue. If there are any other messages for any window in the system, they are processed first. Then, when there is nothing else to do, the WM_PAINT message comes through.

In the meantime, Windows keeps track of which areas of your window need painting. It accumulates these into an update region, which describes the portion of the window to be painted. Suppose, for example, that your entire window needs to be painted, but a couple of pop-up windows overlap part of the window. The update region would include the entire client area, except the portions covered by those other windows.

Finally, whenever the user changes a window's size, Windows sends SpyWndProc a message called WM_SIZE, along with the new size. Spy uses this information to recalculate the maximum ranges of its horizontal and vertical scroll bars.

I Spy; You Can Too

There isn't room here to go into the rest of the details of how Spy works, but I've covered the most important points. Spy illustrates how closely one Windows application can take a look at another application and its windows. It's no accident that Windows works this way; this capability helps applications work together instead of being islands unto themselves.

Windows applications can easily swap data using the window handles and messages I've discussed. A protocol called DDE (dynamic data exchange) describes how to use these features and shared memory to implement "hot links" between applications. For example, Microsoft's new Excel program can exchange data with other Windows applications under program control. They don't all have to be part of a single application.

Spy is a useful tool for Windows developers, both for finding examples of how other programs do tasks and for helping track down bugs. It also shows the basic structure of a Windows application, which is quite unlike a conventional DOS application. Although getting used to this structure can take a while, the payoff is great—Windows provides a rich set of tools for the applications developer. ■

[Editor's note: *The source code for Spy is available on disk, in print, and on BIX. See the insert card following page 208 for details. Listings are also available on BYTEnet. See page 4. You will need the Microsoft C compiler and the Microsoft Windows Software Development Kit to use the source code.*]

SYSTEM SOLUTIONS.... ARE MADE POSSIBLE WITH QUA TECH

DATA ACQUISITION
Analog I/O: 8, 12, 14 bit A/D,
D/A, 72 Digital I/O

COMMUNICATION
Synchronous/Asynchronous
RS422, RS232,
RS485, Current Loop



Digital I/O, Power Control

GPIO (IEEE-488)
CONTROLLER

WAVEFORM SYNTHESIZER
Arbitrary Waveform
Generation

QUA TECH INCORPORATED 478 E. Exchange St., Akron, Ohio 44304
(216) 434-3154 TLX: 5101012726
1-800-553-1170 FAX: (216) 434-1409

In a direct comparison between printer sharing devices, our competition would like to remain anonymous.

- 2, 4 or 6 input ports
- Serial or parallel output
- 0Kb to 1MB of RAM—often soldered, not adaptable for memory expansion
- Sequential scanning or concurrent input
- Warranty—90 days to one year
- Compatible with most printers



- Up to eight serial input ports
- Serial and parallel outputs
- Concurrent input and output for all ports
- Easy, menu-driven configuration
- Separate baud rate, flow control, parity and messages for each port
- Multiple copy command
- Priority print command
- User-definable print direction
- Field expandable memory up to 2MB
- Printer emulation codes and prompt/response messages stored in RAM
- Automatic top-of-form generation
- Self-testing features
- Buffer clear, pause and top-of-form controls
- LEDs display buffer status, current port activity and printer ready
- Optional parallel/serial converter
- Compatible with virtually all printers and plotters
- Quality and reliability backed by a one-year warranty; lifetime warranty optional
- Unlimited 800# hotline support
- UL approved



LASERNET™ allows up to eight users to quickly and easily share any two printers or plotters.

For the advanced features you demand from a printer sharing device, at an attractive price, LASERNET is your only choice—for general business, CAD/CAM and desktop publishing. And, after 23 years of market leadership, you know that Western Telematic will continue to support its products and customers for years to come. So, don't get left holding the bag. Call us now for a FREE brochure at (800) 854-7226, in California (714) 586-9950.

See us at
 **COMDEX/Fall '87**
 November 2-6, 1987
 Las Vegas Convention Center
 Las Vegas, Nevada
 Booth #813

 **LASERNET**
 A Product of Western Telematic Inc.

 **western telematic inc.** 5 sterling, irvine, california 92718
 (800) 854-7226 • in california (714) 586-9950 • telex: 467741

© Copyright Western Telematic Inc., 1987. All rights reserved.

Circle 243 on Reader Service Card (Dealers: 244)

B Y T E 1987 Extra Edition • Inside the IBM PCs 111

The difference is compatibility.


Introducing the first software system that solves all three compatibility problems: Between applications. Between PCs. And even between brands of software.

We call it Smart 3.1
You'll call it a lifesaver.

Between Applications

Smart includes the full range of productivity applications your office needs: Word processing, data base management, spreadsheet analysis, business graphics, and communications.

All perfectly integrated for easy transfer of data from one application to the next.



And only Smart lets you create custom programs that actually jump between applications. So, for instance, a single keystroke can transform a worksheet into a 3-D pie chart, paste the chart into a document, and send the document via modem to the home office.

Remember

Smart's "REMEMBER" command lets non-programmers create custom programs.

Send Te

Smart's "SEND" command makes it easy to move data between applications.

Waiting for record lock

Smart automatically protects your data in multiuser environments.

Between Workstations

Even if your PC isn't on a local area network (LAN) now, there's a good chance it will be soon.

And with Smart, you'll be ready.

Every Smart application includes a fully automatic File or Record-Locking scheme for shared data. So right out of the box, Smart can be used either on a single user PC or on a LAN workstation.

There are even versions of Smart for multiuser UNIX® and XENIX®.

Which, according to Information Week, makes Smart "the first to provide DOS-UNIX/XENIX LAN connectivity without sacrificing power and features."

Between Software Brands

Old software can be replaced, but old data can't. So you'll be pleased to learn that Smart is fully compatible with files already created with programs like Lotus 1-2-3 and dBase III Plus.

Smart also reads and writes ASCII, SYLK, DIF, and DCA.

Oh by the way, there's something else Smart is perfectly compatible with: You. Fact is, nearly every top computing magazine has praised Smart for its ease of use, on-line help, extensive tutorials, and clearly written manuals.

But why not see for yourself?

Just return the attached card, or call toll-free (800) 331-1763 (in Kansas, Alaska or Canada call (913) 492-3800) and we'll rush you a free Smart demo disk and information kit.



SmartWare
from Innovative Software

MICROPROCESSOR MASTERY!

The Development System that Supports 150 Different Microprocessors.

A complete solution

Here, at last, is the working environment of the future for developing error-free and efficient microprocessor code. Save time and money with UniLab II's seamlessly integrated toolset:

An 8/16-Bit Universal Emulator—With UniLab's full selection of symbolic debug commands you can quickly display and change all registers, memory, and ports, plus set software and hardware breakpoints.

An Advanced 48-Channel Analyzer

Most other development systems are dead in the water if there is a hardware fault, such as a simple bus short. Now, you can use the power of UniLab to home in on both software and hardware problems quickly.

An Input Stimulus Generator—You conveniently specify system inputs and observe the results.

A Built-in EPROM Programmer—helps finish the job!

Development Dreams Come True

Use UniLab's advanced windows to set up your screen the way you want to... view multiple items of interest. Imagine being able to automatically compare a current trace with previous trace data to instantly determine differences. You can set breakpoints, single-step, then go back to the analyzer without missing a beat. If you make a change in your code, use UniLab's built-in line-by-line assembler to instantly patch the fix and test the results. Think of the time savings.

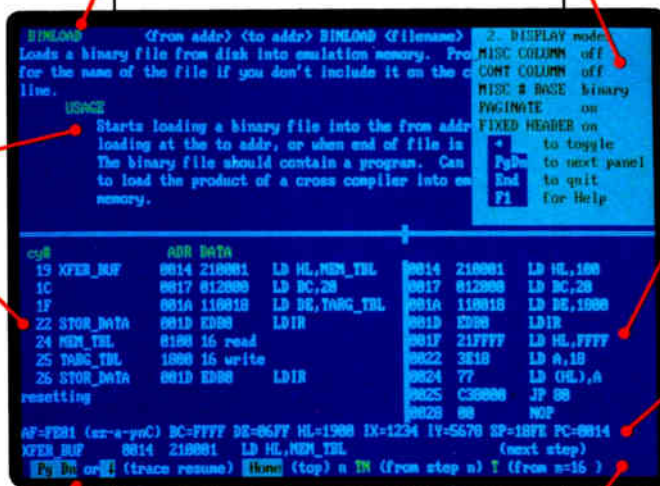


Find Bugs Fast

Searching for bugs by single-stepping through suspect code can take forever. Now, with UniLab, just specify the bug symptom you are looking for as a trigger spec and let UniLab catch the bug for you as your program runs in real time.

On-Line Help menus, Command Glossary, and Word List.

Pop-up Mode Selection panel called by soft key.



Windows can be used to view source files, previous traces, and more.

Symbol translation or source code line display.

Screen displays scroll off into history buffer—can be viewed later.

UniLab trace filtering eliminates extraneous information and shows you only the program steps of interest.

Context sensitive prompt line.

Get Running Fast

You probably won't use your development system every day. You do need a system that's easy to learn, and easy to come back to. That's UniLab. It lets you use commands or menus—or a mixture of both. The same commands work for all MPUs. Useful help screens, an on-line manual & glossary, instant pop-up mode panels, a quick command and parameter reference, are at the ready.

Affordable, Expandable

At less than \$5,000 UniLab costs less than our less-able competitors. You can add our new Program Performance Analysis option to help you

optimize your software. If you don't need UniLab's power, other models are available from \$2,995. Get the story on UniLab II and how it can revolutionize your software design efficiency, as it has for thousands. Universities, ask about our Education Outreach Discount Program.

Disassembly of code in memory can be compared with trace in adjacent window.


Symbolic breakpoint register display.

Call Toll-Free 1-800-245-8500. In California call (415) 361-8883.

Set up for any 8- or 16-bit processor in seconds!

Thanks to our innovative emulation approach, moving between processor types requires only a new emulation module and software change. You save both money and time: Our inexpensive

Personality Paks™ (only about \$500) include all the items you need for fast hook-up. Orion Micro-Targets™ functioning target circuits for popular MPUs, let you test your software before your own hardware is ready.



When you own or rent a UniLab II, you get access to Orion's team of Applications Engineers.

ORION
INSTRUMENTS, INC.

702 Marshall St.
Redwood City, CA
94063
TELEX 530942

*A report on the performance of the latest generation
of floating-point coprocessors*

The State of Numerics

Stephen S. Fried

As the line separating personal computers and minicomputers/workstations blurs, a new acronym pops up more and more frequently when comparing machine performance. Alongside MIPS (millions of instructions per second), we must contend with MFLOPS, or megaflops (millions of floating-point operations per second).

MFLOPS become an important measure of performance when you compare machines that are intended to perform image processing, graphics-intensive CAD, weather modeling, chemical simulations, and other applications that intensively manipulate all floating-point numbers.

Until recently, we dealt exclusively in the realm of fractional MFLOPS. Today, however, several devices can deliver a million or more FLOPS (see the text box "Available Floating-Point Solutions" on the next page). This article conveys my early impressions of several of these new devices.

Beyond the 8087

There has been an incredible jump forward in numerics since the advent of the 8087 in 1981. The 5-megahertz 8087 takes 80 to 120 cycles to perform inter-register 80-bit operations. That translates into 16 to 25 microseconds per operation, or 40,000 to 60,000 FLOPS. For the sake of argument, we will call the 5-MHz 8087 a 50,000-FLOPS processor.

In the last several years, the rapid development of silicon compilers and CAE tools has resulted in very fast (i.e., wide)



combinatorial arrays that function as accumulators, multipliers, and barrel shifters. These devices are now available to designers as cells in sophisticated CAE systems, and they form the basic building blocks of floating-point devices, including coprocessors. Using these tools and custom design techniques, it is possible to build single-chip floating-point accumulators or multipliers that perform up to 60 million single-real instructions per second (i.e., these devices are up to 1000

times faster than an 8087).

Several companies offer floating-point chip sets and/or cells, including LSI Logic, AMD, Analog Devices, Wietek, and Bipolar Integrated Technologies. These chip sets are most frequently built into specialty data-flow machines that do digital signal processing. In these machines, the numbers flow along a pipeline that contains 10 or more processors. The total throughput of one of these pipelined machines can be in the range of a supercomputer—100 to 1000 MFLOPS.

Until recently, these devices have been accessible only to microprocessor-based systems that have array processors installed. This has changed with the advent of the Wietek/Intel 1163, an application-specific integrated circuit (ASIC) that interfaces the Wietek 1164/65 accumulator/multiplier chip set to the 80386 data bus.

The WTL 1163 glue chip contains an 80386 bus interface unit, a microcode sequencer, microcode ROMs, and a register file arranged as 32 single-real (single-precision) registers. These registers can be used to store 32 single-real operands or 16 long-real (double-precision) operands. The Wietek 1163/64/65 chip set, referred to as the WTL 1167,

continued

Stephen S. Fried is best known for his work in chemical lasers and the use of numeric coprocessors in the IBM PC. He is vice president of research and development at MicroWay (P.O. Box 79, Kingston, MA 02364).

Available Floating-Point Solutions

The Weitek WTL 1167

Weitek offers a three-chip set installed on a small daughterboard that is designed to plug into an 80387 socket. The WTL 1167 features thirty-one 32-bit registers for storing operands and intermediate results to minimize data transfers with the 80386. The Weitek 1167, which conforms to the IEEE-754 binary floating-point arithmetic standard, is said to yield over 3.5 million Whetstones at 16 MHz (see table 1).

The WTL 1167, which costs \$1995, does not provide on-chip transcendentals or trigonometric functions.

The Motorola 68881/68882

The Motorola floating-point coprocessors use eight 80-bit internal registers to perform IEEE-754 standard arithmetic operations. The 68881 and 68882 contain an on-chip ROM that makes available 22 constants, including pi, e, and powers of 10.

The Motorola coprocessors are very similar to the Intel coprocessors, except that they have registers instead of a stack and were the first coprocessors with in-line transcendentals, a feature picked up by the 80387.

The 68882 achieves higher performance than the 68881 with the addition of a conversion control unit (CCU) that improves the performance of the FMOVE instruction and most arithmetic operations by speeding up the conversions between the external 16-, 32-, and 64-bit data formats and the floating-point unit's (FPU's) internal 80-bit format.

A dual-ported floating-point data register adds further to performance by permitting concurrent execution of load, store, and compute operations.

Motorola claims that the 68882 can perform at two to four times the rate of the 68881. Peak benchmarks of the 20-MHz 68881 have yielded 1.2 million Whetstones, while the 16.67-MHz 68882 processor has yielded 3.5 million Whetstones.

Both processors can be used in the Mac II, and they retail in the \$400 to \$800 range.

The Intel 80387

The 80387 from Intel operates independently of the real or protected modes of the 80386 microprocessor. Using eight

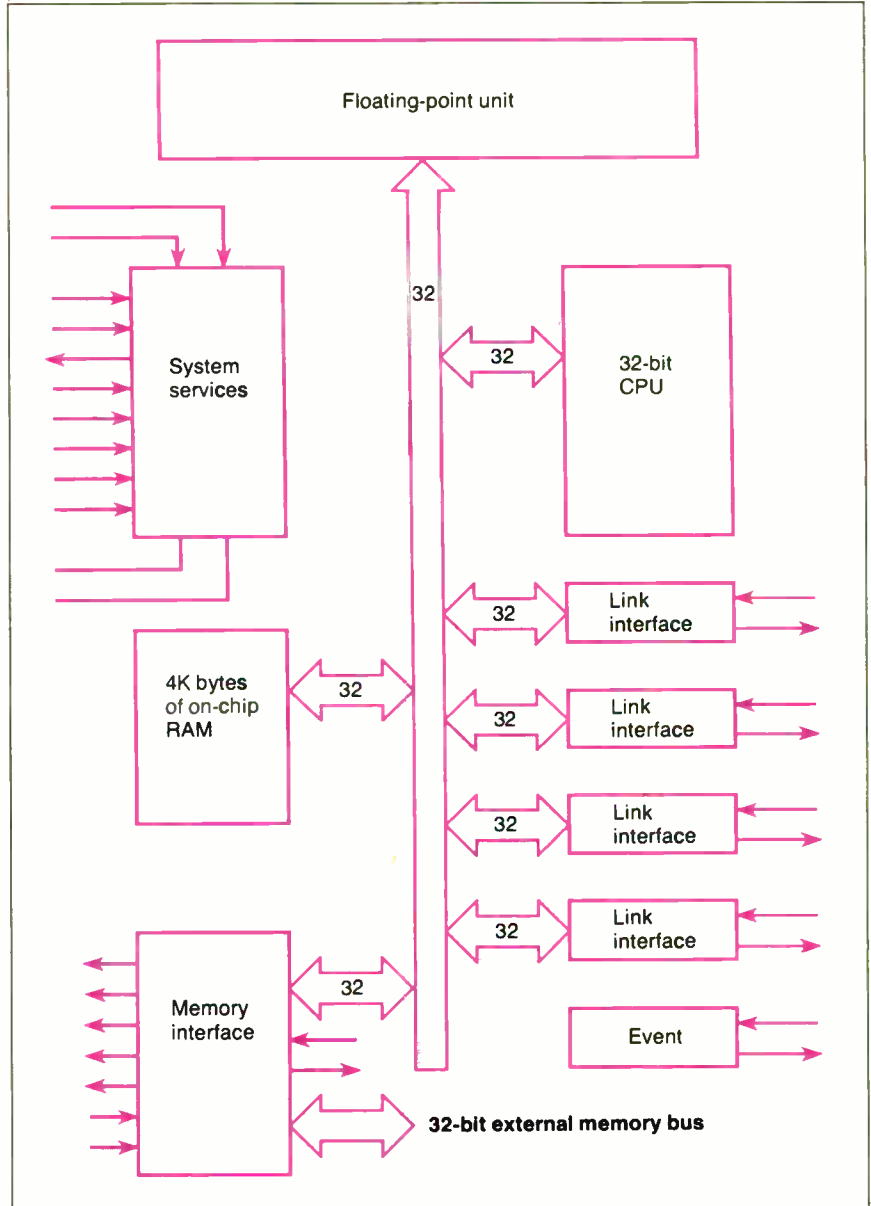


Figure 1: A T800 Transputer block diagram (courtesy of Inmos Corp).

Table 1: Comparative numeric performance.

	R/M/287	R/M/387	NDP/387	NDP/1167	OCCAM/T800
Savage (sec.)	12.96	5.22	1.59	1.55	1.2
Whet	182K	403K	1354K	3600K	3700K

80-bit registers, the 80387 performs all operations in extended real format and automatically converts 16-, 32-, or 64-bit integers or 32- and 64-bit floating-point numbers into this format. The dynamic range of the IEEE-754 standard numerics used by the 80387 is $10^{\pm 4932}$ for extended precision. The 80387 can also accept 18-bit binary-coded decimal operands.

The 80387 has built-in function support for trigonometric, logarithmic, exponential, and transcendental operations. The 80387 can be driven by the microprocessor's clock (synchronous mode) or by a separate clock (asynchronous mode). The 80387 executes 80287 code a factor of 3 faster than the 80287. However, its transcendentals run a factor of 8 faster when properly encoded. You can purchase 80387s for \$500 to \$800 depending on speed, source, and quantity.

Intel claims "4 to 6 times greater performance" for the 80387 over the previous-generation 80287. The 80387 costs \$500 in quantities of 100.

The Inmos Transputer

The Inmos T800 Transputer, from Cambridge, England, was preceded by 16- and 32-bit devices, neither of which had an FPU. Each Transputer has four link interfaces for hooking it up to four nearby Transputers when built into a Transputer network.

The T800 (see figure 1) contains a 32-bit T414B, to which an FPU has been added (on-chip). The 64-bit FPU conforms to the IEEE-754 standard for floating-point arithmetic. The T800 provides no support for transcendentals or trigonometric functions.

Without an FPU, the 10-MIPS T414B Transputer (the 32-bit predecessor of the T800) costs about \$2000 packaged on an IBM PC card with 2 megabytes of high-speed dynamic RAM. If you need floating-point performance, the T800 adds \$1000 per node to the expense. The on-board FPU delivers 1.5 MFLOPS (at 20 MHz) to 2.25 MFLOPS (at 30 MHz). This is about 15 times the performance of a 10-MHz 8087, or twice the performance of a 24-MHz 68882.

The cost of floating-point performance for the T800 is less than \$1000 per MFLOP. True supercomputers run between 100 and 1000 MFLOPS, indicating that a true "personal supercomputer" could be built using Transputers for between \$100,000 and \$1,000,000—not cheap, but still a factor of 5 less than current prices of Crays and machines of their ilk.

performs only the four basic operations (addition, subtraction, multiplication, and division), along with conversions and compares. However, it performs them so fast that all the other numeric coprocessors, including the 80387, look underpowered beside it.

The best- and worst-case timings for the combined chip set are 7 cycles (for single-real) to 11 cycles (for long-real) for an interregister operation. At 16 MHz (the nominal speed available as of June 1987), that equates to overall processor timings of 440 to 700 nanoseconds. Expressed as rates, that results in throughputs of 1.4 million (long-real) to 2.2 million (single-real) operations per second. While not quite the 60 million operations claimed by the fastest of the floating-point chip sets, it's still 30 to 50 times the speed of an 8087 and points us in the direction of things to come.

The Problems

The problem with achieving high floating-point throughput in a microcomputer is data-bus bandwidth. For example, suppose our goal is to perform a long-real dot product—multiply two long-real vectors together to create a new long-real vector. Each element will require us to read in two long-real numbers (each 8 bytes wide), perform a multiply, and then store a long-real result. The total transaction involves reading or writing 24 bytes and performing a multiply. Assuming we want to do 1 million operations per second, that specification dictates a system data-bus bandwidth of 24 megabytes per second. A 16-MHz 80386 has a data-bus bandwidth of 32 megabytes per second. This means it is capable of sustaining the I/O associated with 1 million dot product multiplies per second, but would fail at 2 million (which requires a data-bus bandwidth of 48 megabytes per second).

This example reveals the Achilles tendon—vector operations—of coprocessors in general. However, in situations where the numbers being processed are stored and stay in registers, the data bus is not in the computational loop, and it becomes possible to keep the coprocessor fed with operands.

Scalar operations, where the operands are stored in the registers, are the strong point of the WTL 1167 and coprocessors in general.

To achieve the best vector performance, the WTL 1167 was designed in an unorthodox manner. The key to good vector speed is minimizing the I/O associated with passing instructions to the coprocessor. Reducing the data-bus bandwidth required for instructions makes more bandwidth available for operands (data). The designers of the WTL 1167

accomplished this by memory-mapping the processor. In the WTL 1167, the location to which you pass a piece of data specifies what you want the processor to do with the data. The 80386 has a 32-bit data bus and a 32-bit address bus. During I/O, the 80386 actually emits 64 bits of information. By dedicating a 64K-byte block of addresses to the 1167, 16 of the 32 address bits end up getting used to transfer instructions, while the 32 bits of data end up doing their original job, transferring data. By old standards, 64K bytes is a lot of memory to waste on a memory-mapped peripheral, but it is inconsequential in the 4-gigabyte real address space of the 80386.

The WTL 1167 is not the only processor that has benefited from the 100- to 300-ns floating-point times that are easy to achieve with CMOS technology. The Inmos T800 Transputer also achieves overall floating-point speeds that range from 233 ns (single- and long-real adds) to 700 ns (long-real multiplies).

The main reason for the performance differences I uncovered between the T800 and the WTL 1167 (see table 1) is their design philosophy. The WTL 1167 has a reduced-instruction-set-computer-like large register file that contains 32 single-real registers. This makes the WTL 1167 very good for solving problems that are scalar-bound (i.e., a small number of local variables interact with each other). It turns out that even supercomputers are not much better than a WTL 1167 at solving these types of problems. Al Cameron of the Harvard College Observatory finds that a Wietek-equipped Sun workstation provides 20 percent of the throughput of a Cray for performing some astronomical simulations. He attributes this to the fact that the most efficient algorithms for these problems cannot make use of the vector or parallel facilities of the Cray. The WTL 1167 shines in his application because it can keep its variables in the numeric data processor (NDP) and take complete advantage of its throughput (i.e., his problem does not get bogged down in moving numbers from memory to the NDP).

The T800 Transputer architecture is not at all like that of the WTL 1167: The T800 has only three floating-point registers arranged as a stack and an interface to off-chip memory that is less efficient than that employed by the 80386. To get the T800 to hum, you have to take advantage of its strong points—the 4K bytes of very fast on-chip memory (50-ns static RAM) and the fact that the CPU and the NDP are on the same chip and are interfaced in such a manner that it is possible to get a lot of concurrency between the two units

continued

TurboTax

Everything You Need!



...that's why, every year, you need a tax program you can depend upon. A program with over 500,000 returns filed last year. TurboTax. A program that fills ALL your needs, year after year. Here's what you'll need this year:

- All the new tax law changes, includes the new forms!
- **FAST**—complete tax calculation in 3 seconds.
- **Easy To Use**—pop-up menus and windows.
- **On-line Help**
- **Over 35 forms**—all the forms you'll ever need
- **IRS Approved Dot Matrix 1040**—for your IBM/Epson
- **IRS Approved printouts** on your personal printer
- Our Exclusive **Quick-Look Tax Window**
- **IRS Instructions On-line**
- Our **Quick-Link Forms Locator**—so you can easily find the appropriate form by subject.
- Also...**Pin-feed 1040s** Included
- **Full Depreciation Support**
- **Automatic Supporting Schedules**
- **Pop-up Calculator and Notepad**
- **Full Override Capability**
- **1988 Planning** included FREE!
- **Data Examiner**—helps pinpoint any omissions in the return
- **Rapid "Hot key" movement** from form to form
- **Documentation**—the most complete you'll find anywhere

Still The Critics' Choice!

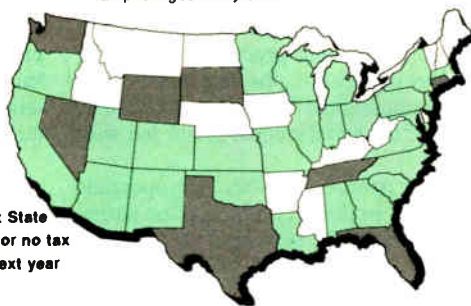
"World Class Winner"—**PC World** readership
"simply the best PC based tax preparation program ever written"—**Jim Seymour**
"Triple Crown: form preparation, tax planning and elegantly written software"—**Money Magazine**
"It makes doing your taxes almost fun"—**PC Magazine**
"TurboTax takes the prize for most forms"—**InfoWorld**
"TurboTax is still the easiest personal tax return on the market to use and learn"—**PC Magazine**
"the only thing TurboTax can't do is print the money"—**PC World**

Tax Preparers:

Our professional level package, TurboTax Pro Series/1040 has become the best selling software for in-house preparation. To find out why, call or write. Ask about our 1120-1120S and 1065 packages.

TurboTax Does States, Too!

Why not complete the chore with a TurboTax State return program. TurboTax is the ONLY personal program with 26 integrated state tax packages. Only \$40!!



\$75

See your local dealer. Or order direct. \$75. State programs \$40 ea. Shipping included. CA residents add 8% sales tax. Visa/MC accepted. Version 1988.5.0 for 1987 preparation and 1988 planning.

Steady, Dependable, Year After Year

ChipSoft, Inc.

5045 Shoreham Place, Suite 100
 San Diego, CA 92122

(619) 453-8722

STATE OF NUMERICS

(see figure 1 on page 116).

In the 80386/WTL 1167 duo, the 80386 is actually a little underpowered. As a result, it often acts as a handmaiden for the WTL 1167, rarely getting far enough ahead to make it possible to achieve the kind of overlapping that we are used to with the 8086/87.

On the other hand, the two computational units of the T800 were designed from the start as a matched pair. Consequently, they achieve a high level of concurrency in situations where the real numbers being processed come from the high-speed on-chip storage. As a result, the T800 shines in situations where every floating-point operation also requires a prior 32-bit operation to compute the location of the operands being processed. It also turns out that the deep stack of the WTL 1167 is now considered a hindrance by operating-systems people who are concerned about the time required to save the state of the processor during a context switch. The bottom line for really taking advantage of the scalar speed of the WTL 1167 is to run it on single-threaded operating systems (like MS-DOS) that let you take full advantage of the RISC-like register file of the 1167.

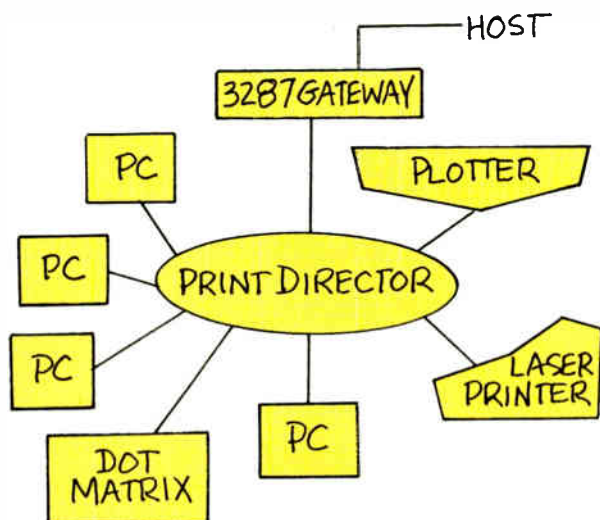
The Rest of the Story

The other factor that complicates processor evaluations is the role of compilers and software tricks in benchmarks. Some benchmarks measure the overall quality of a processor or compiler. A good compiler can improve some benchmarks by a factor of 10 by simply moving loop-invariant code out of loops. The same trick can also be done by the implementer of a benchmark like the Whetstone to a new language like C or OCCAM. Another software factor is library quality: Two of the products I compared are still in the beta phase of their developments (the WTL 1167 and the T800) and are affected by the immaturity of their numerics libraries. In the case of the 8087, it took three years to really refine some of the 8087 libraries.

I ran the first benchmarks (R/M/287) on an AT running at 8 MHz with a 10-MHz 80287 (see table 1). The benchmarks were compiled with R/M FORTRAN. The Savage is 10,000 iterations of the well-known Savage benchmark, while Whet refers to the standard double-precision Whetstone benchmark. The second column (R/M/387) also used R/M FORTRAN, but this time I ran it on an IBM PC AT equipped with an Intel In-board (16-MHz 80386/80387). The increase in speed of 2 to 2½ times tells us that the main effect in moving from an 8-

continued

Share Any Printer



PrintDirector provides the ultimate in printer sharing.

- Share any type of printer: laser, plotter, dot matrix, letter quality, and FAX.
- Connect any type of PC running any application to serial or parallel printers, using proven, reliable asynchronous technology.
- Print any document without waiting, using concurrent I/O and automatic print buffering.
- Plain and simple—the Auto-Install program and understandable, pop up menus make set up and operation fast and easy.

Call: 1-800-243-2333; in California:
1-800-247-2006

PrintDirector


Digital Products, Inc.
108 Water Street
Watertown, MA 02172
617-924-1680



PrintDirector is a trademark of Digital Products Inc.

SPEED UP YOUR PC/XT NOW

NORTON SI = 9.4/10.3



You know that **SPEED** is the only thing your PC/XT never has. Its brain takes too much time to think. Have it transplanted now with the **EPC** motherboard and your system would yield an astonishingly high performance, exceeding even that of the PC-AT.

EPC is simply the **FASTEST PC/XT** Motherboard in the World that is fully compatible to all PC/XT hardware and software. It's 100% designed and made in **CANADA** and absolutely not a downsize AT clone. **EPC** comes with a step-by-step installation manual plus a **TWO-YEARS** warranty and prices only **US\$399.00** (with ØKb)

SPECIFICATIONS

- * 80286-10 CPU in 8088 mode
- * Dual speed : 8Mhz/10Mhz
- * Socketed for 80287
- * Socketed for BIOS/640Kb RAM
- * Industrial Grade 4-layer PCB
- * 8 XT slots
- * XT keyboard input
- * XT Power supply input
- * Dimensions: 8.5in.x14in. (fit most XT clone cases)

Dealer Inquiries Welcome

**SWEET
Electronics Inc.**

6767 Cote Des Neiges Suite 320
Montreal, Quebec, CANADA H3S 2T6
Tel: (514) 340-1895

COPY II® PC OPTION BOARD

AN ALMOST FOOLPROOF WAY TO MAKE ARCHIVAL BACKUPS OF PROTECTED SOFTWARE!

The Copy II PC Option Board is an easy-to-use add-in board that will give your PC the same disk duplication technology used by most disk duplication firms (who put the copy protection on software in the first place).

DUPLICATES NEARLY ALL PROTECTED DISKETTES.

The Option Board can easily backup almost all protected diskettes for the IBM PC, including ones software-only backup programs can't touch. It even includes a track editor that will allow the more technically inclined to look at protection schemes and edit any data on a diskette.

The Option Board uses a half-size slot in an IBM PC, XT or AT, Heath/Zenith 150, 151, 158, Compaq Deskpro. Requires: 1 360KB drive, 256K memory. Extra \$15 cable required for Compaq Portable, HP Vectra and Tandy 1000.

Call 503/244-5782, M-F, 8-5 (West Coast time) with your in hand. Or send a check for \$95.00 U.S. plus \$3 s/h, \$15 overseas. Please specify your computer brand when ordering so we can send you the correct cable.

\$95.00

Central Point Software, Inc.
9700 S.W. Capitol Hwy., #100
Portland, OR 97219

*Central Point
Software*
INCORPORATED

Backup utilities also available for the Macintosh, Apple II, Commodore 64/128 and Atari ST.

MHz 80286 to a 16-MHz 80386 running the same code is on clock speed (which doubles).

The next column in table 1 (NDP/387) shows what happens when you recompile the same benchmarks with an 80386 native-code FORTRAN. The typical speed-up when you recompile a 16-bit application with a 32-bit compiler is a factor of 3 to 5. There are two reasons for this. First, 32-bit operands can now be stored in registers instead of in memory (this normally speeds things up by a factor of 3). Second, the 32-bit operations are taking place in registers using in-line instructions instead of subroutine calls (another factor of 2).

The last benchmark reinforces the importance of using systems in the manner in which they were intended. In other words, 32-bit processors run best executing 32-bit code.

The fourth column (NDP/1167) was generated by an Avalon accelerator board for the Digital Equipment MicroVAX, a board that gives the MicroVAX the ability to run MS-DOS or Unix applications on an 80386/WTL 1167 accelerator faster than it can run its native VMS applications. The interesting thing here is not the much higher Whetstone achieved by the 1167, but that the WTL 1167 is only slightly better in the Savage than the 80387-equipped AT. I attribute this to the fact that the libraries used were "universal" C libraries, and I expect this to change when hand-coded Wietek libraries are used. However, it also points out that the built-in transcendentals of the 80387 are now very good.

The last benchmarks were taken on a 20-MHz Transputer board running a prototype Inmos T800 Transputer. The code was generated by a stand-alone OCCAM II compiler. The benchmarks were enigmatic at first. The problem turned out to be a beta release of OCCAM that was placing many floating-point scalars in off-chip memory. I had similar problems with the 80387 until I used in-line 80387 operations. As table 1 shows, the Transputer generates the best times but also uses the fastest clock.

The Way to Go?

The bottom line for top-end performance is a toss-up between the WTL 1167 and the T800. If you're doing scalar operations and have an 80386-based machine, the 1167 is the clear winner. If you plan to stay with an XT or AT, then a Transputer-based coprocessor card is a possible solution, especially if you are capable of recompiling in OCCAM and running your application on a network of T800s, in which case there is no upper limit on CPU throughput. ■

Here's a solid investment tip. For a great value in a quality PC compatible, you owe it to yourself to see Hyundai's new line of computers. Such as the 8.0Mhz Super-16T.

Its low price buys you standard features like 640KB RAM, six I/O slots, serial and parallel ports, and a real time clock with battery backup.

But that's just the tip of the iceberg. Because the Super-16T also comes with Electric Desk—the integrated software package that gives you all the programs you need on a single disk. Word processing, spreadsheet, data base, spellchecker, communications, plus 197 printer drivers.

What's more, the Super-16T also

comes with the longest warranty in the business. And is serviced by a nationwide network of specially-trained Hyundai dealers. Just the kind of support you'd expect from a world class company that's \$14 billion strong.

You'll also find this same kind of value with Hyundai's small

The tip of t



HYUNDAI
SUPER-16T 8.0
PERSONAL

footprint Super-286C and diskless
PC Terminal, too.

On the surface, all PC compati-
bles may look alike. But get beneath
it, and you'll discover one company
clearly gives you more for your money.
Hyundai.

For the Hyundai dealer
nearest you, call 1(800) 544-7808.



he iceberg



HYUNDAI™

Circle 104 on Reader Service Card

©1987 Hyundai Electronics America
4401 Great America Parkway
Santa Clara, CA 95054 1(800) 544-7808
Trademarks: Electric Desk Alpha Software
Corporation; XT & AT IBM, Inc.

SAVE YOUR PC FROM EARLY RETIREMENT.

OS/2 COMPATIBLE!
Windows/386, UNIX V and
MOS-386 Compatible.



GET HAUPPAUGE'S NEW 386 MOTHERBOARD.

386 SPEED—ONLY \$1,495

Give your PC a new lease on life! With our industry first 386 MotherBoard, your PC, PC/XT or compatible will revel in speeds equal to the Compaq DeskPRO 386. And faster. Because we've built in 1 Megabyte of high speed RAM and a 387 math coprocessor socket for speeds that will knock you off your rocker.

To keep retirement at bay, our 386 MotherBoard is compatible with the PC/AT (BIOS and I/O) — allowing you to run the new generation of DOS, OS/2. We've also included a 16-bit expansion slot that accommodates the latest I/O expansion card. No accelerator card can give you so much versatility.



With 386 power and true AT software compatibility, your business, desktop publishing and engineering applications will get a boost to boast about! **Technical Features** ■ 16 MHz 80386 ■ 1 Megabyte of 100 nsec 4-way interleaved RAM ■ PC/AT compatible I/O and BIOS for support of OS/2 ■ Seven 8-bit expansion slots ■ Two 16-bit expansion slots ■ One 32-bit RAM expansion slot ■ Optional 16 MHz 80387 math coprocessor (\$695)

Put the power of the 386 into your IBM PC for 1/4 the cost of a 386 computer. And put off your PC's retirement. For more information on our easy-to-install Motherboard, call **1 (800) 443-6284**. In New York, call **(516) 360-3827**.
Hauppauge Computer Works, Inc.
358 Veterans Memorial Highway,
Commack, New York 11725

Hauppauge!

Trademarks IBM PC, Windows, UNIX, OS/2, and DOS are trademarks of International Business Machines Corporation.

Circle 95 on Reader Service Card

World Radio History

Switching from real mode to protected mode may finally teach us to write well-behaved programs

286/386 Protected-Mode Programming

Joel Barnum


There's no such thing as a free lunch. Some pitfalls await you when you try to update real-mode programs to protected mode. With the pending release of OS/2, a protected-mode operating system for 80286- and 80386-based computers, you might want to re-write existing real-mode programs or write new programs that execute under protected mode. While it is generally more reliable, protected mode is not totally compatible with real mode and places additional restrictions on programs. This article deals with those restrictions, but first I will discuss the various modes and how they work.

Modes of Operation

Real mode is the "power-on" mode of the 80286 and 80386 processors, in which the processor emulates the 8086 and 8088 microprocessors. Real mode has no memory protection, and the maximum amount of physical address space is 1 megabyte. Currently, PC-DOS and MS-DOS operate in real mode on the IBM PC AT and compatibles.

To switch to protected mode, the operating system sets the least-significant bit in the machine-status word (MSW). In protected mode, the processor verifies every memory access so that one program can't corrupt memory belonging to another. Protected mode also enables multitasking support and virtual memory. The maximum amount of physical memory that an 80286 operating in protected mode can address is 16 megabytes; on an 80386, this number increases to 4 gigabytes.

The 80386 also includes virtual 8086



mode (VM86), which will enable future 80386 protected-mode operating systems to execute unmodified 8086 programs as guest tasks.

The Segment Descriptor

Regardless of mode, well-behaved programs use symbolic names to address segments. For example, listing 1 uses the name of a segment, DATA, to initialize the DS (data segment) register. In real mode, DATA refers to the segment's address, and

the program loader fills in the correct value at load time. In protected mode, however, the program loader fills in a 16-bit number, called a *selector*, that points to the segment indirectly via an 8-byte data structure called a *descriptor*.

The program loader creates the descriptor, which contains information describing the segment. Figure 1 shows a segment descriptor. The *base address* is the segment's starting address; that is, where the program loader put it. The processor uses this address to locate the segment; it is comparable to the segment address in real mode.

The *limit* is the maximum offset allowed in that segment. If a program tries to use an offset greater than the limit, the processor prevents the instruction from executing. This ensures that one program is unable to modify another program's memory.

The *access-rights* byte contains bit fields that indicate the type of the segment; it includes the descriptor privilege level (DPL). Each descriptor has a DPL ranging from 0 to 3, with 0 the most privileged.

One segment cannot access another segment that has a higher privilege. These levels help protect system integrity; for example, they prevent appli-

continued

Joel Barnum is a partner at Descriptor Systems (P.O. Box 461, Marion, IA 52302), a training company that presents technical workshops in such subjects as assembly language programming and 286 and 386 system architecture. Joel has a BSEE from the University of Iowa.

cations programs from corrupting the operating system.

The access-rights byte also tells you what kind of access is allowed on the segment. For data-segment descriptors, the access rights indicate that the segment is either readable and writable, or readable only. For code-segment descriptors, the segment can be either executable and readable, or executable only.

The operating system organizes the descriptors into groups called descriptor tables, which contain a maximum of 8192 descriptors each, numbered from 0 to 8191. These tables are of two types: the global-descriptor table (GDT), which contains those descriptors that are available to all programs, and the local-descriptor tables (LDTs), which contain

the descriptors for each task's own segments. While each task has an LDT, the system has only one GDT.

To access a segment, you load a segment register with the selector. Its index and table indicator (TI) fields (see figure 2) point to a descriptor from the GDT or an LDT. During this load, the processor locates the descriptor and copies its base address, limit, and access rights into an extended version of the segment register. From then on, the extended segment register contains all the pertinent information about the segment.

Thus, when a protected-mode program loads a segment register, the result is the same as in real mode—the segment register contains the segment's address. The difference is that the protected-mode seg-

ment register also contains the segment's limit and access rights so the processor can enforce memory protection. The example in listing 1 should work the same in real or protected mode, because it is well-behaved and uses a symbolic name to refer to its data segment.

When a protected-mode program violates one of the protection rules, the processor generates an interrupt called an exception. An operating system can handle exceptions in various ways, but the most probable action is to terminate the faulting program.

Behavioral Problems

Real-mode programs that are poorly behaved (i.e., that use direct addressing) may not work properly in protected mode because a selector's value doesn't correspond to a segment's address. For example, consider the real-mode program in listing 2, which writes to the IBM PC's color display memory. In real mode, 0B800 hexadecimal is the segment address of the color card's memory. In protected mode, however, a selector with value 0B800h refers to the GDT descriptor located at index equals 1700h. It's unlikely that there's a valid descriptor at that large an index, but even if there is, it's improbable that it's the right one. At best, the program won't display a character. At worst, it will incur a protection exception during the segment-load instruction, because the selector refers to an invalid descriptor.

Well-behaved programs avoid writing to fixed memory locations and use operating-system I/O services instead. You could upgrade listing 2 more easily if it used the DOS display-character function call instead of writing directly to the color card. If you need to write directly to memory for performance reasons, you should restrict such accesses to a single procedure. Then you need to modify only one procedure, not your mainline code.

Another problem related to poor behavior arises if a program performs arithmetic on segment values. For example, a real-mode program with two contiguous 64K-byte segments might add 1000h to the segment address of the first in order to point to the second. Or, a program might calculate its load size by subtracting the segment address of the first segment from that of the second. In either case, the program would have problems in protected mode, because a selector doesn't correspond to the segment's base address. A protected-mode program should not rely on segment arithmetic.

In protected mode, the access-rights byte has enough bits to delineate two types of code segments: executable and readable, and execute only. However,

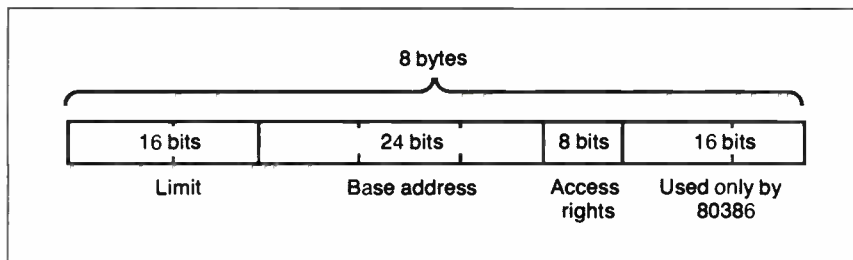


Figure 1: The 80286 segment descriptor contains the offset limit allowed and the segment's base address and access rights.

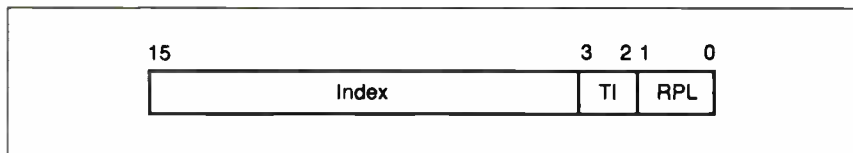


Figure 2: The selector format. The index can range from 0 to 8191, and it points to the descriptor. The TI equals 0 if the selector refers to the GDT, or 1 if it refers to an LDT. The privilege level (RPL here) is described in figure 3.

Listing 1: If you use symbolic segment names to create well-behaved programs, your code should work equally well in real or protected mode.

```
DATA SEGMENT
  var1 DB ?
DATA ENDS
CODE SEGMENT
  ASSUME CS:CODE,DS:DATA
  MOV AX,DATA           ;symbolic segment name
  MOV DS,AX             ;point to data segment
  MOV var1,1           ;sample access
CODE ENDS
```

Listing 2: If you use direct addressing to create poorly behaved programs, your code will have problems in protected mode.

```
MOV AX,0B800H           ;segment address of color card
MOV ES,AX               ;ES to display memory
MOV BYTE PTR ES:[0], 'A' ;display a character A
```

there is no way to make code segments writable. Thus, a protected-mode program can never use a CS segment override as an instruction's destination.

For example, in both of the MOV instructions in listing 3, the program accesses a variable, *var1*, inside the code segment. MOV AL, *var1* works fine as long as the code segment's descriptor says that the segment is readable. However, MOV *var1*, AL fails regardless of the descriptor type, because code segments are never writable in protected mode. To avoid this problem, you should define all variables within a data or stack segment.

The interrupt-vector table is the source of another potential conversion problem. In real mode, the operating system stores the addresses of interrupt-service routines in the interrupt-vector table located at memory address 0000. In protected mode, the interrupt-descriptor table has a different format and doesn't have to reside at any specific address. Therefore, programs that directly manipulate the real-mode interrupt-vector table won't work in protected mode. You can avoid this problem by using DOS functions 25h and 35h to read and write entries in the interrupt table.

Sensitive and Privileged

To make a system as reliable as possible, the operating system can prevent you from executing so-called sensitive instructions (see table 1) while in protected mode. If you use these instructions incorrectly, your program can crash the system. For example, if you issued an invalid OUT instruction, you could turn off the PC's direct-memory-access controller and cause a memory parity error.

The operating system controls who can execute sensitive instructions via the I/O privilege level (IOPL) bits in the program's flags. (Each program has its own set of flags.) To be allowed to execute sensitive instructions, the current code segment's privilege level, or CPL, must be higher (i.e., numerically lower) than the IOPL; otherwise, the processor will generate an exception (see figure 3).

Existing real-mode programs that use sensitive instructions may fault in protected mode, depending on how the operating system assigns CPL and IOPL. To avoid such faults, you can compare these values programmatically to determine whether a particular program can execute sensitive instructions. The procedure `check_sensitive` in listing 4 performs this comparison.

Only the operating system or other highly privileged programs with a CPL equal to 0 can execute privileged instructions; they would pose too great a risk in applications programs. Table 2 contains

Listing 3: Accessing code-segment variables.

```
CODE SEGMENT
  ASSUME CS:CODE
  var1 DB 1      ;code segment variable
  start:
  MOV AL,var1   ;works if execute and read access rights
  MOV var1,AL   ;never works, can't write
CODE ENDS
```

Table 1: Protected-mode sensitive instructions.

IN	Read a port
OUT	Write to a port
INS	Read a string from a port
OUTS	Write a string to a port
CLI	Disable interrupts
STI	Enable interrupts



Figure 3: The CPL is located in the last two bits of the code segment's selector. The IOPL is found in the program's flags. You can modify the IOPL only when CPL=0; you can execute sensitive instructions only if CPL <= IOPL.

Listing 4: This routine determines whether you can execute sensitive instructions. It takes no inputs. After execution, the carry flag will be 0 if you can use sensitive instructions at the segment's current privilege level, or 1 if their use will generate an exception.

```
check_sensitive PROC
  PUBLIC check_sensitive

  PUSH AX
  PUSH BX
  PUSHF                      ;save flags (IOPL) on stack
  POP AX                     ;copy flags to AX
  AND AX,3000H               ;mask all but IOPL
  SHR AX,12                   ;right-justify IOPL
  MOV BX,CS                   ;CPL resides in CS
  AND BX,3                    ;mask all but CPL
  CMP BX,AX                   ;compare CPL and IOPL
  JA no_sensitive             ;jump if CPL > IOPL
  CLC                          ;sensitive instructions OK
  JMP SHORT cs_exit

no_sensitive:
  STC                          ;exception occurs on sensitive
cs_exit:
  POP BX
  POP AX
  RET
check_sensitive ENDP
```

a list of privileged instructions. Of these, only the HLT instruction exists in real mode, so it's the only one you have to look for; you won't have upgrade prob-

lems with any of the others. New protected-mode programs can use the procedure `check_privileged` in listing 5 to

continued

AT LAST: Professional Typesetting Capability For PC Users

With **PC_TEXTM** — the best-selling full implementation of Professor Don Knuth's revolutionary typesetting program **T_EX**.

FINEST Typeset Quality Printing From:
dot matrix laser phototypesetter

$$\sum_{i=1}^{\infty} \frac{1}{i} \begin{pmatrix} a_{11} & \dots & a_{1n} \\ a_{21} & \dots & a_{2n} \\ \vdots & \ddots & \vdots \\ a_{m1} & \dots & a_{mn} \end{pmatrix} \int_{-\infty}^{\infty} e^{-x^2} dx$$

WIDEST Range Of Output Device Drivers:

- Epson FX, LQ
- HP LaserJet*
- Toshiba
- Apple LaserWriter
- Corona LP-300*
- APS-5 phototypesetter
- Screen preview, with EGA or Hercules card

MOST COMPLETE Product Offering:


PC_TEX (not copy protected) includes the following:

- Our specially written *PC_TEX Manual*, which enables you to start using **T_EX** right away.
- Custom "macro packages" that provide formats for letters, manuals, technical documents, etc.
- The **L_AT_EX** document preparation system, a full-featured macro package for preparing articles, books, reports, etc., and **L_AT_EX** User's Manual.
- **A_MS-T_EX**, developed by the *Amer. Math. Society* for professional mathematical typesetting.

Site licenses, volume discounts, and interfaces to PC Paintbrush, PC Palette, FancyFont and Fontrix are also available.

PRICED FROM ONLY \$249.00!

(Printer drivers and interfaces additional.)



**Laser printer,
fonts & software
from \$2995.00**

For IBM PC/XT, AT or compatible, DOS 2.0 or higher, and 512K RAM. Hard disk required for printer drivers and fonts.
*HP LaserJet and Corona require additional interface boards.

For more information call or write:

Personal **T_EX**, Inc.

12 Madrona Avenue, Mill Valley, CA 94941 (415) 388-8853

This ad, with space for the photograph, produced by PC_TEX. Typeset on the Epson FX80, the Corona LP-300 laser printer, and the Autologic APS-5 phototypesetter.

T_EX is a trademark of the American Mathematical Society. Manufacturers' product names are trademarks of individual manufacturers.

Table 2: Protected-mode privileged instructions.

HLT	Halt the processor
LGDT	Load the GDT register
LIDT	Load the interrupt-descriptor-table register
LLDT	Load the LDT register
CLTS	Clear the task-switched flag
LMSW	Load the MSW
LTR	Load the task register

The following privileged instructions exist only on the 80386:
MOV to/from control registers
MOV to/from test registers
MOV to/from debug registers

Listing 5: *This routine determines whether you can execute privileged instructions. It takes no input. After execution, the carry flag will be 0 if you can use privileged instructions at the segment's current privilege level, or 1 if their use will generate an exception.*

```
check_privileged PROC
    PUBLIC check_privileged
    PUSH AX
    MOV AX,CS ;CPL resides in CS
    AND AX,3 ;mask all but CPL
    JNZ no_privileged ;jump if CPL <> 0
    CLC ;privileged instructions OK
    JMP SHORT cp_exit
no_privileged:
    STC ;exception occurs on privileged
cp_exit:
    POP AX
    RET
check_privileged ENDP
```

Listing 6: *Routine to determine if an offset is usable within a segment. The selector for the segment goes in BX, and the offset goes in CX. After execution, the carry flag will be 0 if the selector:offset is fine, or 1 if its use will generate an exception.*

```
check_segment_limit PROC
    PUBLIC check_segment_limit
    PUSH DX
    LSL DX,BX ;obtain the segment's limit
    JNZ exception_return ;exit if bad selector
    CMP CX,DX ;compare offset and limit
    JA exception_return ;jump if offset above limit
    CLC ;selector:offset OK
    JMP SHORT cs_exit ;return to caller
exception_return:
    STC ;bad selector or offset
cs_exit:
    POP DX
    RET
check_segment_limit ENDP
```

determine whether they can execute privileged instructions.

Living Within Limits

In real-mode programs, you can freely use offsets greater than the size of a segment. For example, if two small segments are contiguous, you can set a segment register to the first and use a large offset to access the second. However, if you try to access beyond a segment's limit in protected mode, the processor will generate an exception interrupt. To prevent these faults, a program—particularly a procedure to which an offset is passed—can use the load segment limit (LSL) protected-mode instruction to verify that the offset lies within the segment's limit.


LSL requires two operands: a destination 16-bit register and a source selector in a register or memory location. The instruction verifies that the source selector is valid; if it is not, LSL clears the zero flag. A selector might be invalid for a variety of reasons, the most common of which is a privilege-level violation. If the selector is valid, the processor copies the limit from the segment's descriptor into the destination register. The `check_segment_limit` procedure in listing 6 uses LSL to determine whether a particular selector:offset address is valid. [Editor's note: Listings 4 through 6 are available as *PMode.ASM* in *Microsoft MASM 4.0 assembly language source code in print, on disk, and on BIX*. See the card following page 208. This file is also available on *BYTEnet*. See page 4.]

Time to Pay the Piper

Protected-mode programs are more robust and reliable than real-mode programs and can take advantage of larger memory addressability, but some problem areas exist in converting programs from real mode to protected mode. These areas are contained in the selector and the segment descriptor. The privilege level in the selector controls the use of sensitive and privileged instructions. The protection afforded by access rights, making sure that you don't write to a segment if you're not supposed to, or even read it unless you have the right to, can cause problems where you least expect them. The use of limits ensures that you are not jumping unintentionally (or intentionally) into another segment with offsets that exceed the size of the current segment.

Finally, one subject comes up again and again. It is what anyone and everyone with anything to say about programming will tell you: Write well-behaved programs. While performance considerations in the past may have dictated that you not always follow that advice, the time has come to pay the piper. ■

Service Diagnostics: The KIT



SuperSoft announces **Service Diagnostics: The KIT**. All the software, alignment diskettes, parallel/serial wrap-around plugs and extensive, professional documentation to provide the most comprehensive testing available for IBM PCs, XT's, AT's and *all compatibles under DOS or Stand Alone*. No other diagnostics offers such in-depth testing on as many different types of equipment by isolating problems to the board and chip level.

For over eight years, major manufacturers have been relying on SuperSoft's diagnostics software to help them and their customers repair microcomputers. End users have been relying on SuperSoft's Diagnostics II for the most thorough hardware error isolation available. Now versions of Service Diagnostics are available to save everyone (including every serious repair technician) time, money, and headaches in fixing their computers, even non-IBM equipment.

All CPUs & Numeric Co-processors	All Color Graphics & Monochrome Monitors
System Expansion & Extended Memory	Floppy, Fixed & Non-standard Disk Drives
Parallel & Serial Ports	Standard & Non-standard Printers
Mono, CGA, Hercules & EGA Adapters	System Board: DMA, Timers, Interrupt,
All Keyboards & the 8042 Controller	Real-time Clock & CMOS config. RAM

Join the ranks of XEROX, NCR, CDC, SONY and PRIME who have bundled SuperSoft diagnostics with their microcomputers at no risk because of our 30 day money back guarantee.

Service Diagnostics for PC, PC/XT, and compatibles only	\$195
Alignment Diskette for PC, PC/XT and compatibles (48 tpi drives)	\$40
Wrap-around Plug for PC, PC/XT and compatibles (parallel and serial)	\$30
Service Diagnostics for AT and compatibles only	\$195
Alignment Diskette for AT and compatibles (96 tpi drives)	\$50
Wrap-around Plug for AT (serial)	\$15
Service Diagnostics: The KIT	
(includes all of the above—save \$30)	\$495
Service Diagnostics for all other CPUs (386, V20, V30, Harris, etc.)	\$195
Diagnostics II is the solution to the service problems of users of all CP/M-80, CP/M-86 and MS-DOS computers	\$125
Alignment Diskette for PS/2 and compatibles (3.5 inch)	\$40

To order, call 800-762-6629 (in Illinois 217-359-2112), fax 217-398-5923, or write SuperSoft. (Please specify DOS or Stand Alone.)

SuperSoft®

FIRST IN SOFTWARE TECHNOLOGY P.O. Box 1628 Champaign, IL 61820 (217) 359-2112 Telex 270365

SUPERSOFT is a registered trademark of SuperSoft, Inc., CDC of Control Data Corp., Dyan of Dyan Corp., IBM PC, AT & XT of International Business Machines Corp., MS-DOS of MicroSoft Corp., NEC of NEC Information Systems, Inc., PRIME of PRIME INC., Sony of Sony Corp., and Xerox of Xerox Corp. CP/M-80 & CP/M-86 are the trademarks of Digital Research, Inc.



Introducing the VGA card

It's VEGA VGA™ just what you'd expect from the company that brought you the award-winning VEGA Deluxe.

This short card gives you VGA compatibility without having to buy a new IBM PS/2 machine.

And at the same time, it gives you capabilities that even IBM can't match.

To begin with, VEGA VGA provides a graphic resolution of 640 x 480. And gives you 16 spectacular on-screen colors from a palette of 64, with a variable frequency monitor.

Or if you're using an analog monitor, you can select

256 simultaneous colors with 320 x 200 resolution from a palette of 262,144 or 16 colors with a resolution of 640 x 480.

But this isn't just a BIOS level VGA card. VEGA VGA offers complete software compatibility for all VGA programs. And that's not all.

VEGA VGA is backwards compatible, working with your favorite software programs for EGA, CGA, MDA and Hercules. Guaranteed.



The following are registered and unregistered trademarks of the companies listed: Video Seven, VEGA VGA, VEGA Deluxe, Video Seven Inc., IBM, PS/2, International Business Machines Corporation, Hercules, Hercules Computer Technology, Inc., Analog monitor needed to support 262,144 palette and 256 colors. Variable frequency monitor required for greater than 640 x 350 resolution.



That'll knock your socks off.

And due to our innovative design, VEGA VGA supports both analog and digital monitors. Which means it will work with the monitor you're currently using.

And it works up to 400% faster than an EGA card.

VEGA VGA also incorporates surface mount technology with our custom IC chips—for less heat, more reliability and durability.

VEGA VGA provides drivers for an additional high resolution of 800 x 600.

And finally, VEGA VGA is the only card that comes with a full three year warranty.

All this for a fraction of the price of a new IBM PS/2. Plus a new pair of socks.

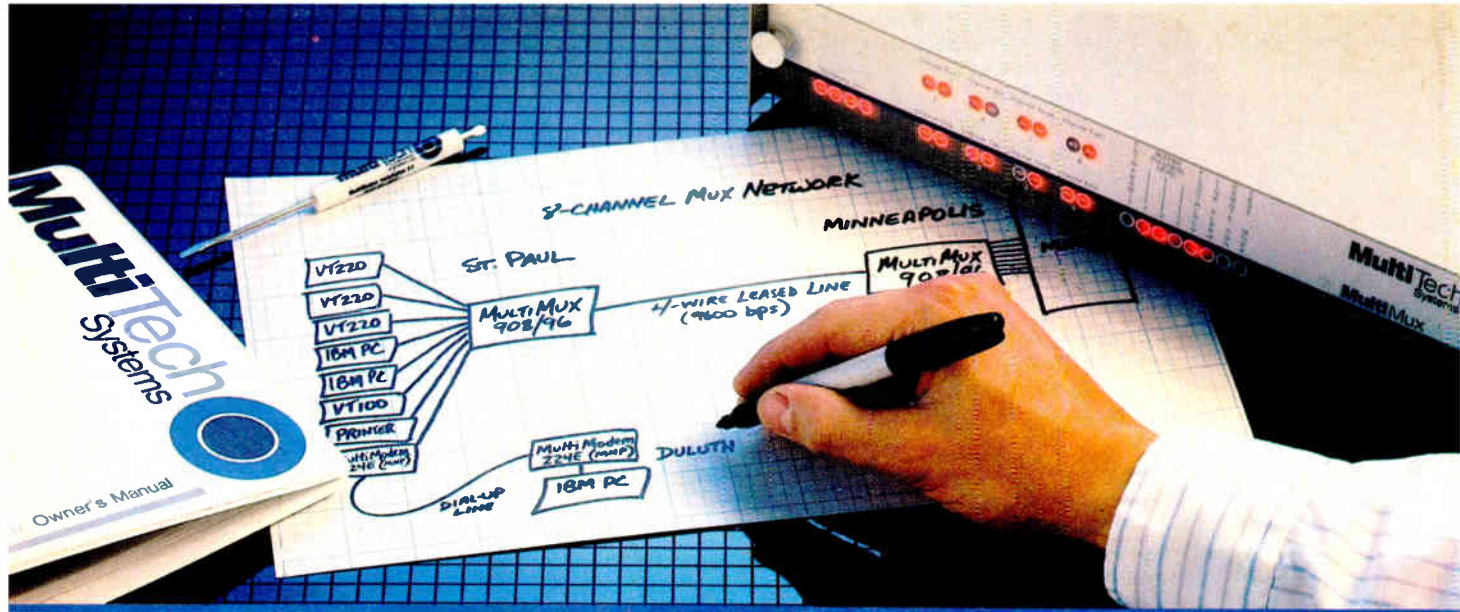
For more information, visit your nearest Video Seven dealer.

Video Seven Inc., 46335 Landing Parkway, Fremont, CA 94538. 1-800-238-0101 (in California, 1-800-962-5700.)

VIDEO SEVEN
We make a clear difference

Circle 238 on Reader Service Card

© Software Compatibility Guarantee for full details. Video Seven reserves the right to change specifications without notice.



Four- and Eight-Channel Statistical Multiplexers from Multi-Tech Systems: When it has to be as simple as it is smart

- There are a lot of good reasons to buy a pair of statistical multiplexers. Reduced line expenses, network security and the elimination of transmission errors are the three main ones.
- Unfortunately, most multiplexers come with a big reason not to buy them: They're nearly impossible for mere mortals to install and understand. In other words, they're just not worth the trouble.
- With that in mind, we'd like to introduce you to the new MultiMux™ from Multi-Tech Systems. The biggest difference between the MultiMux and other muxes is that you can easily install a pair of them yourself, without the excessive time, expense and frustration you've avoided in the past.

- You may know us best for our MultiModem™ line of 1200 and 2400 bps dial-up modems. The same simple approach we use for our modems is now used for our MultiMux. We even use similar "AT" type commands.
- The MultiMux is offered in four- and eight-channel versions, with or without an integral 9600 bps V.29 modem. Instead of paying for up to eight dial-up lines for your asynch terminals, PCs or printers, you can use a pair of MultiMuxes to combine them all into a single leased line, for much less money.
- Convinced? If not, consider that the MultiMux is completely command driven, with a supervisory port, help menus, downline loading, full LED display, statistical reporting, and an integral 1200 bps dial-up modem for remote configurations and diagnostics. Also, consider that the MultiMux (like all of our products) is manufactured and supported by us in Minnesota, and that we've been doing so since 1970. Finally, consider our price. You'll find that to be a pleasant surprise too.
- Please call us toll-free at **1-800-328-9717**, for additional information... get a multiplexer that's as simple as it is smart!


MultiMux, MultiModem and the Multi-Tech Systems logo are trademarks of Multi-Tech Systems, Inc.



Circle 144 on Reader Service Card (Dealers: 145)

The right answer every time.

Multi-Tech Systems, Inc. • 82 Second Avenue S.E. • New Brighton, Minnesota 55112 U.S.A.
1-800-328-9717 • 1-612-631-3550 • FAX 612-631-3575 • TWX 910-563-3610 (Domestic) • Telex 4998372 MLTTC (International)



Solving the RT's network problem


The IBM RT Gets Connected

Jason Levitt

IBM's recent foray into the technical workstation market has left little doubt that the Unix operating system is the incontestable standard in that field. The IBM RT PC, IBM's initial entry in this market, simply joined a host of other computers whose companies were already in a flurry of development to equip their latest workstations with the fastest CPU, memory, and networking options available. The initial RT offering, seen in this light, was interesting, yet ineffectual. [Editor's note: *For a description of the IBM RT PC, see Richard O. Simpson's article "The IBM RT Personal Computer" in BYTE's Inside the IBM PCs, Fall 1986.*]

The RT was a relatively fast (about 2 million instructions per second) machine using a proprietary reduced instruction set computer architecture, but with poor floating-point performance and no distributed processing capabilities except for limited PC Network support and the pre-historic Unix standby, uucp (Unix-to-Unix copy).

The latest IBM offerings, however, place IBM systems competitively against such established distributed systems as Apollo's Domain system and Sun's Network File System (NFS) as a potentially heterogeneous distributed computing environment for technical workstations. The key to this new computing environment is an extended version of AIX, IBM's port of Unix System V for the RT, incorporating a set of facilities called Distributed Services (DS). DS lets a group of networked RTs share files and directories. It also lets processes on different machines commu-



nicate using a form of distributed inter-process communication.

Distributed File System

A distributed file system should let a user on one machine (the client) have access to files and directories on another machine (the server). DS provides this service to the user through a modified Unix mount command. The normal command allows only the mounting of file systems; the DS version, in addition, accepts mount com-

binations of files or directories that are local and remote. For example, you can mount a remote directory so that it appears as a local directory on your system.

Unlike NFS, where the system administrator must explicitly mark a file or directory before a client can mount it, DS allows the mounting of any file or directory that a client can name locally or on a server, provided the client satisfies the authorization criteria listed in table 1. The advantage of such casual mounting is increased user interaction across the network and close adherence to Unix system semantics.

Figure 1 shows a four-node RT network before and after two users—`clienta` and `clientb`—have issued the series of remote mount commands shown in table 2. The clients share the source code tree from `src_mach` and the file `/etc/passwd`. Access to these remote files and directories is transparent to users and programmers. Thus, users on `clienta` and `clientb` can access files in the source tree without realizing that the files exist on another machine.

System calls such as `write`, `read`, and `open` perform as they do on local files. The exceptions to this are that DS does not let a user reference a remote device driver—hence, you cannot directly use printers or terminals on a remote machine.

continued

Jason Levitt is a Unix consultant with a B.S. in computer science from Indiana University. He can be reached at P.O. Box 49860, Austin, TX 78765.

Table 1: Mount authorization criteria in Distributed Services.

1. Superuser can issue any mount.
2. Members of system group can issue local device mounts defined in /etc/file systems.
3. Other users/groups are allowed to perform directory/file (but not device) mounts if these processes have search permission for the requested directory/file, own the mounted-upon object, and have write permission in the parent directory of that object.

Table 2: Mounting remote files and directories with the mount command. See figure 1.

Mounts issued by user clienta:

```
mount -n src_mach /etc/passwd/etc/passwd
mount -n src_mach /src/mysrc/machsrc
```

Mounts issued by user clientb:

```
mount -n src_mach /etc/passwd/etc/passwd
mount -n src_mach /src/updates
```

chine—nor does it allow the use of shared memory on a remote machine with the shmat system call.

Vnodes

The ability to mount remote files makes it possible for files from several different machines to coexist on the same machine; you can even mount several copies of the same file at various points on the same machine. The traditional view of a Unix file as represented by an i-node structure is not sufficient for remote representation.

DS uses the NFS concept of Virtual File Systems (VFS) and vnodes to represent files and directories. As figure 2 illustrates, the VFS and vnodes place a layer between the Unix system calls and the i-node structure of the Unix file system. Each time a remote mount occurs, a new VFS structure is created, with the mounted file or directory becoming the root of the VFS. Each file and directory in the new VFS is represented by a vnode structure. The information contained in

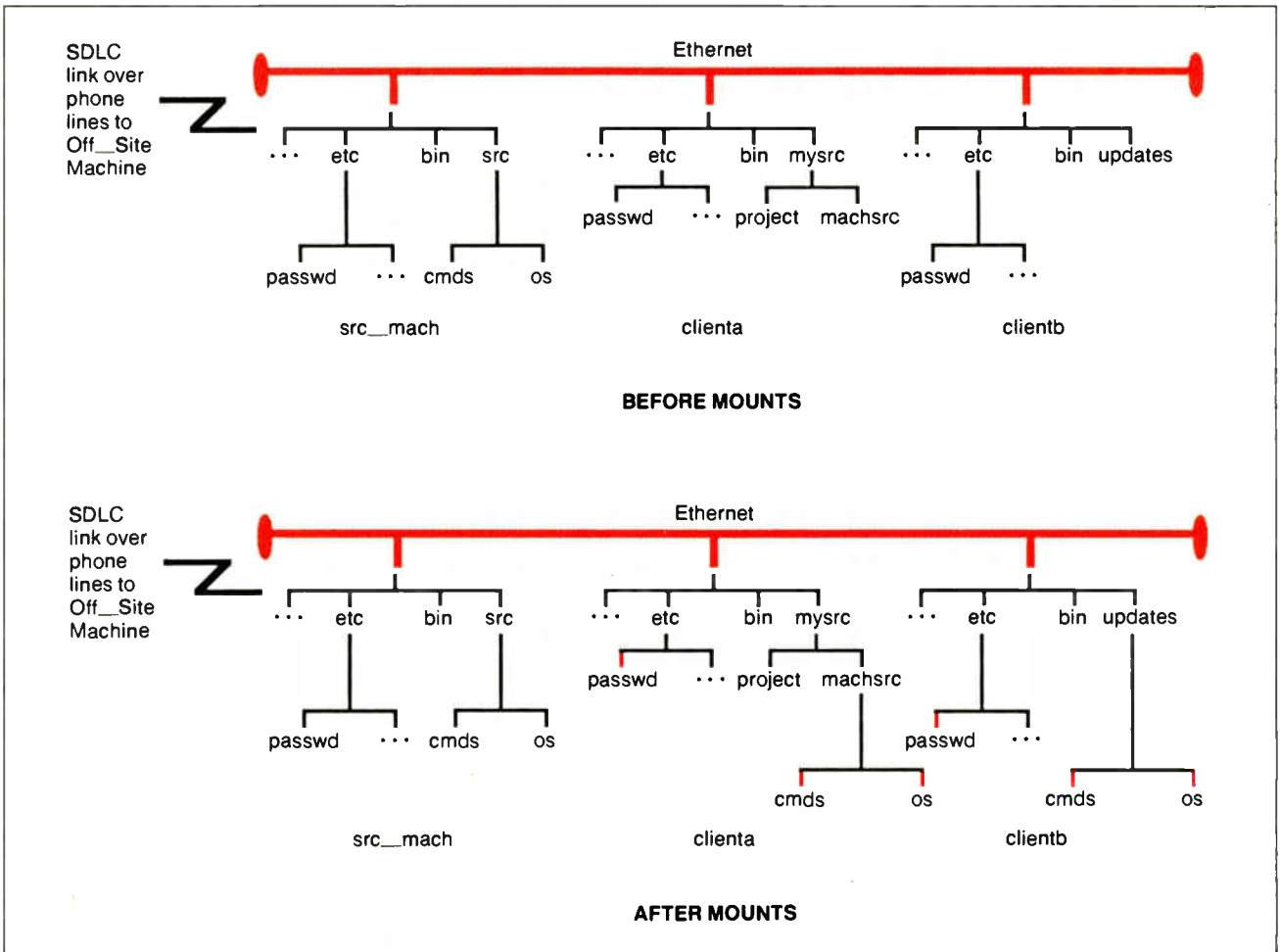


Figure 1: A four-machine RT PC network before and after users of the network have issued commands shown in table 2. The highlighted lines in the second half of the figure indicate paths that have been changed or added due to the commands.

the VFS structure describes the file system's characteristics. Likewise, the vnode structure describes the type of entity it is associated with. By accessing files via these higher-level data structures, mounting a foreign file system—such as, a DOS file system—is much simpler because the kernel needn't be aware of that file system's structure.

File Access

With several machines sharing a group of files, it is sometimes the case that files are accessed by users on different machines, with the additional hazard that the network may fail between two or more machines. Suppose that, in our sample network, *clienta* has finished editing a file, */mysrc/machsrc/cmds/cmp.c*, located on *src_mach*, and the editor is writing the changes back to the file. If the network connection fails during the write system call, the client receives an error return from the write call in the form of an error message from the editor, and the server (*src_mach*) will close the file, as well as perform other cleanup operations so that the file's contents reflect the last update the system was able to perform. Because the server maintains knowledge about the file's state (i.e., who accessed it last, was it closed improperly, and so on), DS is considered "stateful" in this aspect of its implementation. In contrast, NFS is stateless because servers do not store any state information about remote files.

DS maintains directory caches on client and server so that, in the above example, network access need not occur each time the directories in the path */mysrc/machsrc/cmds/cmp.c* are resolved.

DS also supports both *read ahead* and *write behind* by maintaining client and server data caches. Data-caching on both client and server optimizes reading and writing to and from files across the network, since caching effects can occur simultaneously on two machines. Since the server is not aware of what files and directories clients have mounted from it, DS is stateless with respect to remote mounts.

The advantage of statefulness is its ability to adhere closely to Unix file-access semantics, particularly in areas such as file locking. However, this also makes it harder to support non-Unix file systems. DS allows remote read and write locks in both enforced and advisory mode.

Network Support

DS uses a finely tuned version of SNA LU6.2 as its network protocol. Because of SNA LU6.2's wide vendor support and its importance as a connectivity medium in the IBM architecture world, it

has emerged as one of the standard networking mechanisms and is a likely choice for integrating heterogeneous distributed systems. SNA implements a virtual circuit between two machines by providing the transport layer with an error-free channel and ensuring ordered delivery of packets. The transport layer can be Ethernet or synchronous data-link control; although SDLC links are too slow for most purposes, they are useful for using DS across existing media, such as phone lines. In the sample network of figure 1, *src_mach* runs DS over a leased phone line with the machine *Off_Site* to distribute its source code.

A Remote Procedure Call (RPC) layer insulates DS from the network code. IBM calls the RPC layer a virtual circuit interface (VCI), probably because NFS calls its layer RPC (see figure 2). The VCI makes it easier to port DS to a different set of network protocols.

Remote Process Support

Unix System V message queues let processes communicate with each other by reading and writing data to and from lists (queues) of arbitrary data structures (messages). These lists of data are similar to files—they can be created, read, and written—except they reside in memory instead of on disk and are consequently

much faster. Each message queue is indexed with a queue id (qid) and key that uniquely identifies it. DS extends this idea to let processes on one machine communicate with processes on other machines via message queues.

Each machine maintains a message queue translation table to accomplish the mapping of local message queues to queues on other machines. Table 3 illustrates a translation table that might exist on *src_mach*. *Src_mach* has two real DS message queues, called *clientaq* and *clientbq*, that map into surrogate or stub queues on *clienta* and *clientb*. You can think of the stub queues as remote files; the queues actually exist on *src_mach*, but the user on *clienta* or *clientb* can use the stub queue as if it were a local message queue.

Also, a TCP/IP (Transmission Control Protocol/Internet Protocol) implementation is available under DS that operates concurrently on Ethernet with SNA LU6.2, and this TCP/IP software makes possible another popular form of inter-process communications: sockets.

Security

DS defines a set of network uids and gids that are translated independently from machine to machine through the use

continued

Table 3: An IPC message queue translation table for machine *src_mach*.

Queue name	Local key	Remote key	Remote ID/nickname
<i>clientaq</i>	1777777	1777777	<i>clienta</i>
<i>clientbq</i>	1777776	1777776	<i>clientb</i>

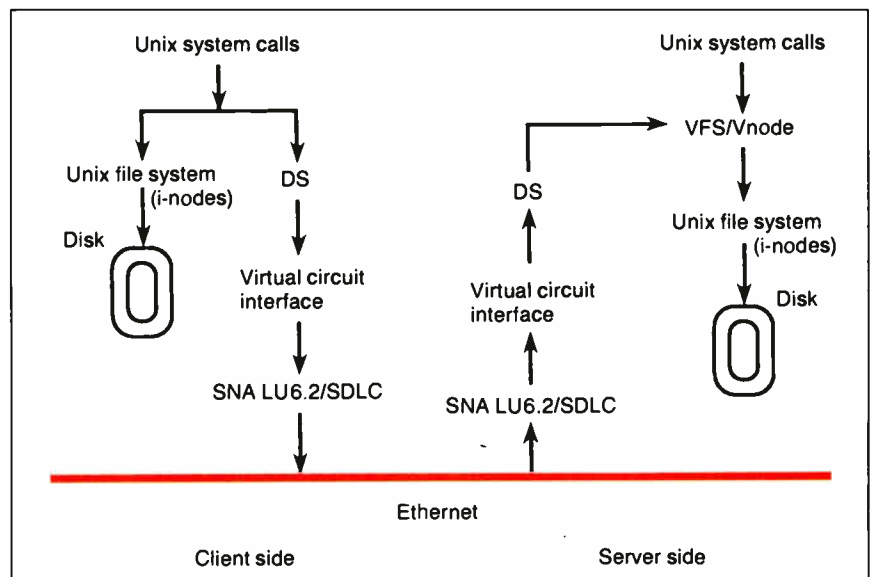


Figure 2: The structure of the Distributed Services file system.

OUTSTANDING SOFTWARE

For IBM PC's and Compatibles

\$3.50 PER DISK **\$3.00 PER DISK**

Small Quantities For Ten or More

SHIPPED WITHIN 24 HOURS!
Satisfaction Guaranteed or Money Back!

- BUSINESS 1**—EZ-FORMS business form generation, completion and printing program.
- CAD 3**—The PC-Flow 1.0 computer aided flow-chart generation program. Color graphics required.
- COMM 4a,b,c,d,e**—(5 disks) Join the world of sysops with RBBS Bulletin Board System 14.1D.
- DATABASE 1a,b**—(2 disks) File Express 3.8 menu driven general purpose database manager.
- EDUCATION 1**—Interactive DOS tutorial for new PC users. Makes learning DOS painless.
- FINANCE 1a,b**—(2 disks) PC Accountant 2.0 personal bookkeeping and finance management.
- GAMES 1**—3-D Pacman, Kong, Spacewar, Janit-Joe, futuristic Nightmare and more. Color required.
- GAMES 2**—Qubert, Pango, Centipede, dungeons and dragons style Zoarre, etc. Color req.
- GAMES 3**—Blackjack with customizable rules, Armchair Quarterback (you call plays), and more.
- GAMES 4**—Star Trek, the Castle adventure game, and the original Colossal Caves Adventure.
- GAMES 5**—The Hack adventure game from the universities. Like Rogue, only much richer.
- GAMES 6**—Pinball, Othello, Dragons, Sopwith (fly a Sopwith Camel) and more. Color required.
- INFO 1a,b**—(2 disks) Cooking recipes database with keyword/ingredient retrieval. Add your own.
- MUSIC 2a,b**—(2 disks) PianoMan 3.0 polyphonic music recording and playback program.
- ORGANIZER 1**—DeskTeam, a Sidekick clone, and the Judy personal calendar program.
- PRINTER 1**—Resident print control and font utility, intelligent spooler, banner maker, and more.
- SIMULATION 1**—Maze making program, MIT's Life simulation, starfields, etc. Color graphics req.
- UTILITIES 1**—A collection of invaluable general purpose DOS utilities. An absolute must for all.
- UTILITIES 2**—More invaluable DOS utilities including screen burnout, ram disk, and more.
- UTILITIES 3**—A comprehensive set of debugging and diagnostic utilities for monitoring your computer.

BY-S/10/87

NEW RELEASES/UPDATES

- BUSINESS 2**—Expressgraph business graphics. Chart your data and find trends. Color graphics req.
 - CAD 1a,b**—(2 disks) Fingerprint 1.2 advanced painting and Altamira object oriented design. Color.
 - CAD 2a,b**—(2 disks) DanCad3d, an advanced 2D/3D drafting program w/animation, 640K, color.
 - COMM 2a,b**—(2 disks) Procomm 2.42, an excellent modem program with terminal emulation.
 - EDUCATION 3**—PC-Fastype 1.20 typing tutor, ideal for beginners and advanced students alike.
 - FINANCES 3a,b,c**—(2 disks) Express Calc 3.12, a powerful and user friendly spreadsheet program.
 - GAMES 8**—Striker helicopter attack and Risk, the game of world domination. Color required.
 - GAMES 12**—Backgammon (play the computer) and Wheel of Fortune based on the gameshow.
 - GRAPHICS 1**—Record and play back screen images! Excellent for demo, etc. Color required.
 - GRAPHICS 2a,b,c**—(3 disks) An excellent 3-D surface modelling and shading program. Color.
 - INFO 2a,b**—(2 disks) Zip-Phone, national areacode/prefix to zip-code cross reference.
 - LANGUAGE 3a,b**—(2 disks) The A86 3.09 macro assembler and debugger for 8088/86/286s.
 - SHELL 4a,b**—(2 disks) Automenu and HDM II 4.04 hard disk prog. for custom full-screen menus.
 - UTILITIES 5**—Hard disk utilities for verifying, formatting, parking and optimizing your disk drives.
 - UTILITIES 6**—Advanced utilities including Mark/Release (remove resident progs w/o reboot!)
 - UTILITIES 7**—More advanced utilities including Masterkey (undeletes files from hard disks).
 - WORD 1a,b**—(2 disks) PC Write 2.71, a powerful word processing system w/spell checker, laser supt.
- Most software listed is shareware or user-supported.

3.5" format add \$1 disk. 125 page directory, add \$2.

MicroCom Systems Cost of items _____
3673 Enochs Street Shipping \$3.00
Santa Clara, CA CA res tax _____
95051 Total encl. _____

(408) 737-9000

Mon-Fri 7am-9pm, Sat-Sun 8am-5pm



Table 4: A partial uid/gid translation table for (a) clienta and (b) src_mach.

(a)

User/Group name	U/G	Local ID	Network ID		Originating node name/nickname
			Outbound	Inbound	
root	U	0	100	200	src_mach
system	G	0	300	310	src_mach
staff	G	25	111	622	src_mach
larry	U	23	400	410	src_mach
rudy	U	22	400	411	src_mach
clay	U	31	650	660	src_mach
guest	U	8	1000	*	*

(b)

User/Group name	U/G	Local ID	Network ID		Originating node name/nickname
			Outbound	Inbound	
root	U	0	200	100	clienta
system	G	0	310	300	clienta
clay	U	31	660	650	clienta
bin	G	2	600	111	*
src	U	20	3000	400	clienta
guest	U	8	1000	*	*

Table 5: A partial node ID table for system src_mach.

Remote nickname	Remote node ID	Node security	Data link type	Connection profile	Attachment profile
clienta	10811CA1	None	Ethernet	10811CA1	10811CA1
clientb	20FFFFFFF	Secure	Ethernet	20FFFFFFF	20FFFFFFF
Off_Site	20811838	Secure	SDLC	20811838	Slaved

of memory-resident tables on each machine. Table 4 shows translation tables that systems clienta and src_mach might use in our network. A request by user larry leaving clienta is translated to network uid 400, network gid 111 (larry is a member of group staff on clienta). When the request reaches src_mach, the uid/gid pair is translated according to src_mach's tables into user src, group bin, which are then used on src_mach to validate the request.

Maintaining the tables requires effort on the part of the network administrator but has the advantage of allowing greater machine autonomy, since individual machines may vary resource access according to their own preferences.

DS networks may also choose to limit access at the machine level by using the secure node identification service offered in SNA LU6.2. Whenever a session is established between two machines, and at random intervals thereafter, SNA will exchange encrypted passwords to authenticate the remote machine. Each machine in the network has a memory-resident

node table listing the other machines in the network that are known to it and whether secure node identification (node security) is desired. Table 5 shows src_mach's node table, indicating that it requires authentication from clientb and Off_Site; a bogus machine masquerading as clienta or Off_Site would have to guess the password before access to DS would be allowed.

Transparency

DS is a true distributed computing environment with transparent access of remote files and message queues. DS represents IBM's first attempt to bridge the Unix-to-Unix communication gap—an area previously filled with 3270 terminal emulators, uucp, and other ancient communication mechanisms.

Although the initial release of DS works only with networks of RT PCs, the choice of industry-standard SNA LU6.2 with its VCI and the VFS/vnode concept of file-system description should make movement toward a heterogeneous computing environment straightforward.

BUY THE NUMBERS.

There's only one way to make sure that you're buying a genuinely high-performance system and that's to evaluate the competition by the real numbers.

And when you compare Tandon's numbers against our major competition there's no doubt who's really selling the systems of the future.

		TARGA 20	PS/2 MODEL 30	TARGA 40 PLUS	PS/2 MODEL 50
1	PROCESSOR:	80286 6/8 Mhz dual speed	8086 8 Mhz	80286 8/10 Mhz dual speed	80286 10 Mhz
2	MEMORY: Standard Memory Management	1 MB Yes	640 KB No	1 MB Yes	1 MB No
3	DISK STORAGE: Capacity Effective access time	20 MB 85 ms	20 MB 85 ms	40 MB 35 ms	20 MB 85 ms
4	COMPATIBILITY: 5¼" floppy Runs OS/2	Yes Yes	No No	Yes Yes	No Yes
5	PRICE:	\$1,999	\$2,295	\$2,995	\$3,595

Take the excitingly priced Targa 20. Thanks to its powerful 80286 processor it dramatically outperforms the PS/2 model 30. And it supports Microsoft's OS/2, the operating system standard of the future.

Or put the Targa 40 up against their PS/2 model 50. Double the storage capacity, innovative disk cache technology, and a Tandon

low price.

So whether you need a powerful system to help you manage your business, or else a high-performance file server at the heart of your network, the Tandon Targa is the ideal fit.

For more details on the powerful Tandon Targa family call: National 1-800-556-1234 ext. 171, California 1-800-441-2345 ext. 171.



Tandon

Please send me your Tandon Fact Pac,
a comprehensive set of literature and product reviews:

Name _____
Company _____
Address _____
City/State/Zip _____
Telephone _____

Tandon Computer Corporation
405 Science Drive
Moorpark, CA 93021
(805) 378-6104

BYTE IBM

PS/2 and OS/2 are registered trademarks of IBM Corporation. Microsoft Windows is a registered trademark of Microsoft Corporation. Prices displayed do not include monitor.

puting environment straightforward.

Network performance is adequate with the original Romp processor card, but it is significantly enhanced with the new Advanced Processor Card, boosting the RT to a 4.5-MIPS machine with improved floating-point capabilities due to the on-board Motorola 68881 math coprocessor. The stateful aspects of DS (directory and data-caching) also enhance network performance and maintain Unix file-access semantics in multiple-access situations. Finally, DS's excellent network security and mounting capability satisfy the fundamental goal of distributed services: A user is more likely to use the remote file

capabilities if he or she trusts the distributed-services mechanism. ■

BIBLIOGRAPHY

- Bach, Maurice J. *The Design of the Unix Operating System*. Englewood Cliffs, NJ: Prentice-Hall, 1986.
- Hatch, Mark J., Michael Katz, and Jim Rees. "AT&T's RFS and Sun's NFS: A Comparison of Heterogeneous Distributed File Systems." *Unix World*, vol. 2, no. 11, 1985.
- Sager, G. R., and R. B. Lyon. "Distributed File System Strategies." *Unix Review*, vol. 3, no. 5, 1985.
- Sandberg, R., D. Goldberg, S. Kleinman,

- Dan Walsh, and B. Lyon. "Design and Implementation of the Sun Network File System." *Unix Conference Proceedings*, Portland, ME, June 1985.
- Sauer, Charles H., et al. "RT PC Distributed Services." *IBM Industry Systems Products*, 1986.
- Tanenbaum, Andrew S. *Computer Networks*. Englewood Cliffs, NJ: Prentice-Hall, 1981.
- Walsh, Dan, Bob Lyon, Gary Sager, J. M. Chang, D. Goldberg, S. Kleinman, T. Lyon, R. Sandberg, and P. Weiss. "Overview of the Sun Network File System." *Unix Conference Proceedings*, Dallas, TX, January 1985.

Glossary

- **File locking:** This enables a process to control access by other processes to a region of a file. If a process creates an enforced lock on a section of a file, then other processes attempting to read and write that section will fail. An advisory lock requires more cooperation among processes. If an advisory lock is placed on a region of a file, other processes can still read and write that region freely if they choose; they become aware of the existence of the advisory lock only when and if they attempt to create a lock themselves.
- **i-node:** In Unix, an i-node is a data structure that resides on disk and contains all the specifics of a file; for example, where the various blocks containing the file are on the disk, how big the file is, its owner, and when the file was last modified. The i-nodes for a given file system are stored in a contiguous region known as the i-list, and an i-node's position in the i-list is given by an i-number. Each entry in the disk's directory consists of a filename and an i-number, so that when you reference a file, the system can locate the i-node defining that particular file.
- **mount:** You execute this Unix command to make a Unix file system available for use, typically on a hard disk storage device. You can partition the hard disk into formatted sections called file systems, and each section is assigned a device filename that resides in the directory `/dev`. To attach a file system to the current directory hierarchy, you issue a `mount` command (e.g., `mount/dev/hd3/usr2/auug`). This example makes available the file system on hard disk partition 3, starting with the path `/usr2/auug`.
- **Read ahead:** Even though you might read a single character from a file (e.g., using the `getc()` function under Unix), the system reads data from the disk in blocks, where the size of a given block is some multiple of the disk's sector size. The blocks are kept in memory, so that if your program reads another character from the file—often the next sequential character—the operating system can fetch the character from memory rather than read the disk again. Thus, the system "reads ahead."
- **shmat:** This system call attaches a shared memory region to the data segment of an executing application. (The `shmget` system call creates the shared memory segment.)
- **SNA LU6.2:** SNA (System Network Architecture) was introduced by IBM in 1974 as the specification of the means by which that manufacturer's diverse computer products (primarily mainframes and minicomputers) would be networked. The low-level software modules that actually provide communication services over the network are referred to as LUs (logical units), and LU6.2 is a particular logical unit that is seeing wide use. (LU6.2 has better support of distributed transaction processing than its predecessors. LU6.2 is also known as APPC—Advanced Program-to-Program Communications—for which IBM has recently introduced a PC version.)
- **Socket:** Used in BSD (Berkeley System Distribution) Unix, sockets are a form of interprocess communication that let tasks talk to one another across a network. A socket is a set of software routines that appears to an application program as one end of a two-way communication path.
- **TCP/IP:** Transmission Control Protocol/Internet Protocol. Developed by ARPAnet researchers, TCP/IP is a set of communications protocols that allows computers to share resources across a network, and often across dissimilar networks.
- **User identifier (uid):** Every user on a given Unix system is assigned a user identification number (stored in the `/etc/passwd` file, which the system reads at log-in time). This number is attached to any file the user creates, so that the system can keep track of file ownership (particularly important if the user decides to make the file accessible only to himself or herself). Users are also assigned group identification numbers (gid), the distinction being that each user has a distinct uid, but multiple users can share the same gid.
- **uucp:** An acronym for "Unix-to-Unix copy." The command `cp` is the Unix file-copy utility; you can think of `uucp` as a modified version of `cp` that extends the source and destination file path names to include system name prefixes so you can copy files from one system to another in a networked environment.
- **Write behind:** On many computer systems, you can often type commands faster than the system can execute them; your keyboard input is buffered. Many Unix systems offer a similar feature when writing to files; the system will buffer the data in memory until it has a chance to actually write it to the disk so that the program isn't being held up waiting for a disk.

“LAN installation doesn't get much easier than the PC Office clerk...Simply typing DBASE to the D: prompt brings up dBase III plus in seconds. It is nearly as fast as if the file were loaded from a local 70 ms hard disk.”

NEW

LAN Magazine

clerk is one of the fastest LANs available

No configuration steps required "Plug in and Run"


Very low memory overhead. Workstation 20k bytes

Full feature Server requires only 38k bytes

Crash-proof design. No more reboots and lost data

Moves data around the office at hard disk speed

Standard DBASE software can be used for multi-user applications



UPDATE TOKEN technology allows multi-user operation with standard software

No office staff training

Compatible with DOS Backup, Restore, and print spooler

Works with Sidekick on other permanently loaded tools

Simple twisted pair wire to 10,000 feet, up to 254 computers

Diskless PC option

Special Developers interface using *clerk*'s new high level remote DOS Call capability

New design eliminates application slowdown

No big manuals to study

Office Computer Connection System

We believe that business people don't want to obtain a Master's degree in Computer Science with their major in NETWORKING. Most just don't have the time to read 13 or so manuals.

We designed the system End Users told us they wanted. We made it usable by real everyday people.

We know people in business won't spend a lot of money once they know the solution is available for less:

clerk

clerk systems include a high performance network board for each computer, cables and software.

PC OFFICE has a complete OEM, Dealer/Distributor program.

DON'T BE LEFT OUT.

CALL
(619) 268-3235
IN EUROPE CALL
(030)3233095

pc-office INC.

7124 Canvay Court San Diego Ca 92111

Circle 166 on Reader Service Card
(Dealers: 167)

HAYES ANN TECHNOLOGICAL MODEMS THAT IM

It's long been thought that even the best of technology eventually becomes obsolete. A notion that we at Hayes could never really understand. And certainly never accept. So in defiance of it, we created the V-series Smartmodem 9600™ and V-series Smartmodem 2400™ Modems that actually get better as they get older. Because they not only incorporate the most intelligent features found in modems today, they also possess the capability to provide a long-term growth path into the communications environments of tomorrow.

V-SERIES SMARTMODEM 9600

This is the fastest modem we've ever made. It can send and receive data at 9600 bps and with adaptive data compression achieve an effective throughput of up to 19,200 bps. Point-to-point error control, forward error correction and data flow control ensure that data gets there accurately.

The V-series Smartmodem 9600 also comes with automatic feature negotiation, a self-operating capability that analyzes all options for modem link and then selects the optimum feature set with any Hayes modem for the most efficient transmission at the highest shared speed.

Synchronous and asynchronous communications modes as well as simulated full-duplex employing advanced CCITT V.32 trellis code modulation and fast turnaround ping-pong technology are also part of the package. Plus you'll get the capability to link up with a range of networks, including SNA. And soon V-series technology will offer an X.25 PAD option to further accommodate network environments of today. And the future.



Hayes Microcomputer Products, Inc., P.O. Box 105203, Atlanta, GA 30348.

Circle 97 on Reader Service Card

OUNCES A CONTRADICTION: PROVE WITH AGE.

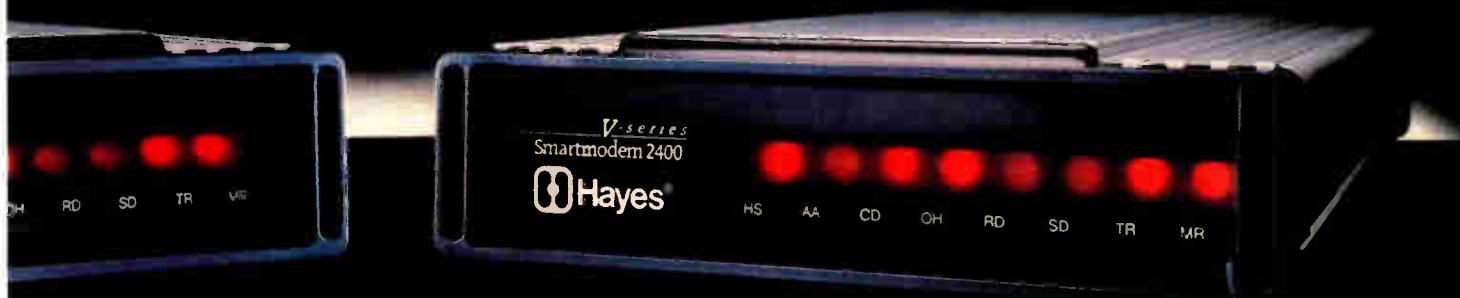
V-SERIES SMARTMODEM 2400

With adaptive data compression this modem can achieve an effective throughput of up to 4800 bps. Of course, it too offers point-to-point error control, forward error correction, data flow control, automatic feature negotiation and synchronous as well as asynchronous communications modes. And like the V-series Smartmodem 9600, it can link up with a wide range of networks, such as SNA, and be enhanced with an X.25 PAD option.

V-series modems come in stand-alone versions and internal versions (V-series Smartmodem 9600B™ and V-series Smartmodem 2400B™). Internal versions are bundled with our powerful new Smartcom III™ communications software.


And as yet another rebuttal to the argument for obsolescence, we developed the V-series Modem Enhancer.™ A separate stand-alone device that will upgrade current Smartmodem 1200™ and Smartmodem 2400™ external modems to the new standards set by the V-series products.

A closer look at the V-series product line will reveal to you a revolutionary technology designed to be the beneficiary of time, not its victim. So contact your Hayes Advanced System Dealer or call **800-635-1225** for the one nearest you.




© 1987 Hayes Microcomputer Products, Inc.

Take a look at the first typefoundry-quality fonts for IBM users that can be scaled to any size.



Bitstream explains, "Fontware is composed of expert software and intelligent font outlines encoded with typographic rules."



"These rules are used to generate high quality bitmaps in which consistency of stroke weights and other typographically significant features are maintained."



"The essentials of good type design — shape, spacing, weight, rhythm — are preserved at all sizes and resolutions."



SoftCraft has incorporated Bitstream's Fontware™ program into their extensive collection of personal typesetting software. This

program utilizes Bitstream®

Fontware outlines to produce fonts, giving you an unlimited number of sizes, the very best font quality and a large number of professional typefaces.

Fonts can be produced in any size from 3 to 120 points. The most common sizes can be produced automatically, with no interaction required. Otherwise, simply specify the size, type of printer, font file format, and symbol set (such as *Roman-8*, *IBM-PC*, or *foreign languages*) and the SoftCraft Fontware Installation Program does the rest.

There are currently 80 typefaces available and many more soon to come from Bitstream, including new typefaces specially designed for laser printers.

Font files can be produced in HP soft font format (*portrait* and *landscape*) for use with the many printers and desktop publishing packages that use this standard format. Or produce fonts in SoftCraft format for use with SoftCraft printing

programs on laser and dot matrix printers.

Works with any IBM or MS-DOS computer with MS-DOS or PC-DOS 3.1 or later. Requires 512K memory and a hard disk. The SoftCraft Fontware Installation Program is \$95 and the Bitstream Outline Packages are \$200 for a set of four typefaces.

SoftCraft products let you take full advantage of these fonts.

SoftCraft's Laser Fonts™ program downloads fonts into laser printers and automatically configures Microsoft® Word, Word Perfect and Wordstar 2000® to use the downloaded fonts. Fancy Font® can be used with any program that can produce an ASCII file to print the large fonts produced with the Fontware Installation Program. Fancy Word® works with Microsoft Word to print graphics and fonts up to 120 points. SoftCraft also has an extensive library of low-cost bitmap fonts (\$15/disk).

The headlines and copy in this ad were set in Bitstream's version of Times Roman, and printed with Fancy Font on an HP LaserJet+.



16 N. Carroll St., Suite 500, Madison, WI 53703
(608) 257-3300 1-800-351-0500

Circle 203 on Reader Service Card (Dealers: 204)

TYPEFACES

Each Outline Package includes four typefaces, usually roman, italic, bold and bold italic.

Dutch 801. Bitstream's version of the Times Roman® typeface.
Swiss 721. Bitstream's version of the Helvetica® typeface.

Courier
Headlines: Clonster Black®, Bitstream's **Cooper Black**, Broadway®, the University Roman® typeface.

Swiss 721 Condensed
Swiss 721 Light
Letter Gothic
Prestige

Zapf Calligraphic. Bitstream's version of the Palatino® typeface.
Zapf Humanist. Bitstream's version of the Optima® typeface.

Century Schoolbook®
ITC Souvenir®
ITC Garamond®
ITC Avant Garde Gothic®
ITC Galliard®
ITC Korinna®
Bitstream Charter™
Futura®Book
Futura Medium
Futura Light

Power Font and Fancy Word are registered trademarks of SoftCraft, Inc. Laser Jet is a trademark of SoftCraft, Inc. Bitstream is a registered trademark of Bitstream, Inc. Fontware is a trademark of Bitstream, Inc. IBM is a registered trademark of International Business Machines Corporation. Microsoft is a registered trademark of Microsoft Corporation. Wordstar is a registered trademark of Lotus Development Corporation.
Helvetica, Optima, Palatino and Times Roman are registered trademarks of Aldus Corporation. Century Schoolbook, Broadway, Clonster Black and Cooper Black are registered trademarks of Kingsley-ATP Type Corporation. ITC Souvenir, ITC Condensed, ITC Avant Garde Gothic, ITC Galliard and ITC Korinna are registered trademarks of the International Typefaces Corporation. Bitstream Charter is a trademark of Bitstream, Inc. University Roman is a registered trademark of Letter Foundry is a registered trademark of Fontworks/Typographics Health SA.

*How to put a device-independent interface between
your application and input devices*

Application Input Drivers


Jeremy Sagan

As window-based user interfaces become more prevalent, learning to incorporate input devices such as mice, joysticks, or graphics tablets into applications is becoming important. Often, the application's writer does not want to limit a program's users to a particular input device from a particular company. Here I will present a technique for isolating the device-dependent details from the device-independent details of writing an input driver, so a programmer can design an application to use various input devices.

Writing an effective application input-device driver requires a minimal set of software subroutines. You must consider all varieties of currently available input devices before finalizing these subroutines.

Take a mouse, for example. It sends data to the computer in the form of relative coordinates, which are the difference between the current coordinates and the previous coordinates. A graphics tablet, on the other hand, sends data in absolute coordinates. An application input driver that supports both types of devices must receive data in either relative or absolute coordinates. If it receives relative coordinates, it is a simple matter to have the application convert absolute coordinates into relative coordinates for it.

I will illustrate this technique with two approaches to writing a mouse driver, but you can extrapolate from that for other input devices, such as a graphics tablet or a joystick. Figure 1 shows the overall strategy. The set of routines that I will use are initialization, return-button status (for up



to eight buttons), motion detection, and cleanup. A device-dependent routine translates the hardware characteristics of a particular device to satisfy these routines.

The Microsoft Mouse interface and system calls (see reference 1) have become the de facto standard for interfacing an application to a mouse. They provide a set of functions ranging from mouse position and button status to cursor control. Most mouse manufacturers provide

drivers that let their mice work with software originally written for the Microsoft Mouse. The advantage of this standard is that it lets you write applications that will work with most mice; the down side is that this standard is for two-button mice, and some applications might need three or more buttons. If you want to use special features of a mouse beyond the Microsoft standard, you must write directly to the hardware:

I have written two drivers. One takes input from a Microsoft-compatible mouse; the other takes input from a three-button Mouse Systems serial mouse and translates hardware dependencies to the device-independent set of routines that I defined for the application input routine.

I have also written a demonstration program, called MDRIVER.ASM, that shows how an application would use this device-independent interface. You set a flag at the top of the program to determine whether you want to use a Microsoft-compatible mouse (which causes MICROSOFT.ASM to be included), or the Mouse Systems serial mouse (which causes MSYSMOUSE.ASM to be included). Because it is beyond the scope of this article to provide all the code needed to implement the loading of device drivers, I will present the code that assumes that the driver and the applica-

continued

Jeremy Sagan is the director of advanced technology for Business & Professional Software. He can be contacted at 143 Binney St., Cambridge, MA 02142.

tions program both reside in the same 64K-byte segment of address space. The input driver would typically be loaded in a different segment, but for simplicity's sake, I have compiled them together and made the entry routine a near procedure.

[Editor's note: *The custom mouse driver shown in listing 1, MSYSMOUSE.ASM, MICROSOFT.ASM (not shown), and the demonstration code MDRIVER.ASM (not shown) are available on disk, in print, and on BIX. See the insert card following page 208 for details. Listings are also available on BYTenet. See page 4. This code is in 8086/88 assembly language, and you will need the Microsoft Macro Assembler to assemble it.*]

Talking to the Hardware

Making calls to the Microsoft driver consists of simply loading registers ax, bx, cx, and dx with values that determine the

function call you want, and executing an INT 51, which is the entry point of the Microsoft Mouse driver. Register ax is the function number, and the other registers, if used, are parameters for that function. All the Microsoft Mouse system calls are thoroughly documented in the *Microsoft Mouse User's Guide*. The file MOUSE.COM takes care of the details of communicating with the hardware.

In contrast, the custom mouse driver I wrote interfaces to the mouse at a hardware level by reading data directly from the serial port in the form of a 5-byte packet (see reference 2). The first byte is a combination of five synchronization bits and three bits for button 1, button 2, and button 3, respectively. A clear bit means that the corresponding button is pressed; the device-dependent driver translates this to a set bit for a button press, because this is what the application

input driver expects. The next 4 bytes are two updates of the mouse-movement counters, delta x, delta y, delta x, delta y.

These packets of information are transmitted from the mouse to the host computer whenever the mouse detects movement. This is sometimes referred to as "stream mode." If you were to use the polling method for gathering data, your program would either be severely handicapped, capable only of reading mouse data, or it would lose data while it was busy performing other tasks. You must have an interrupt handler execute each time new data becomes available if you want to ensure that your data is not lost.

Figure 2 shows a flowchart of the interrupt service routine (ISR). It reads and processes 1 byte from the serial port, then returns from the interrupt. A packet-counter variable keeps track of the cur-

continued

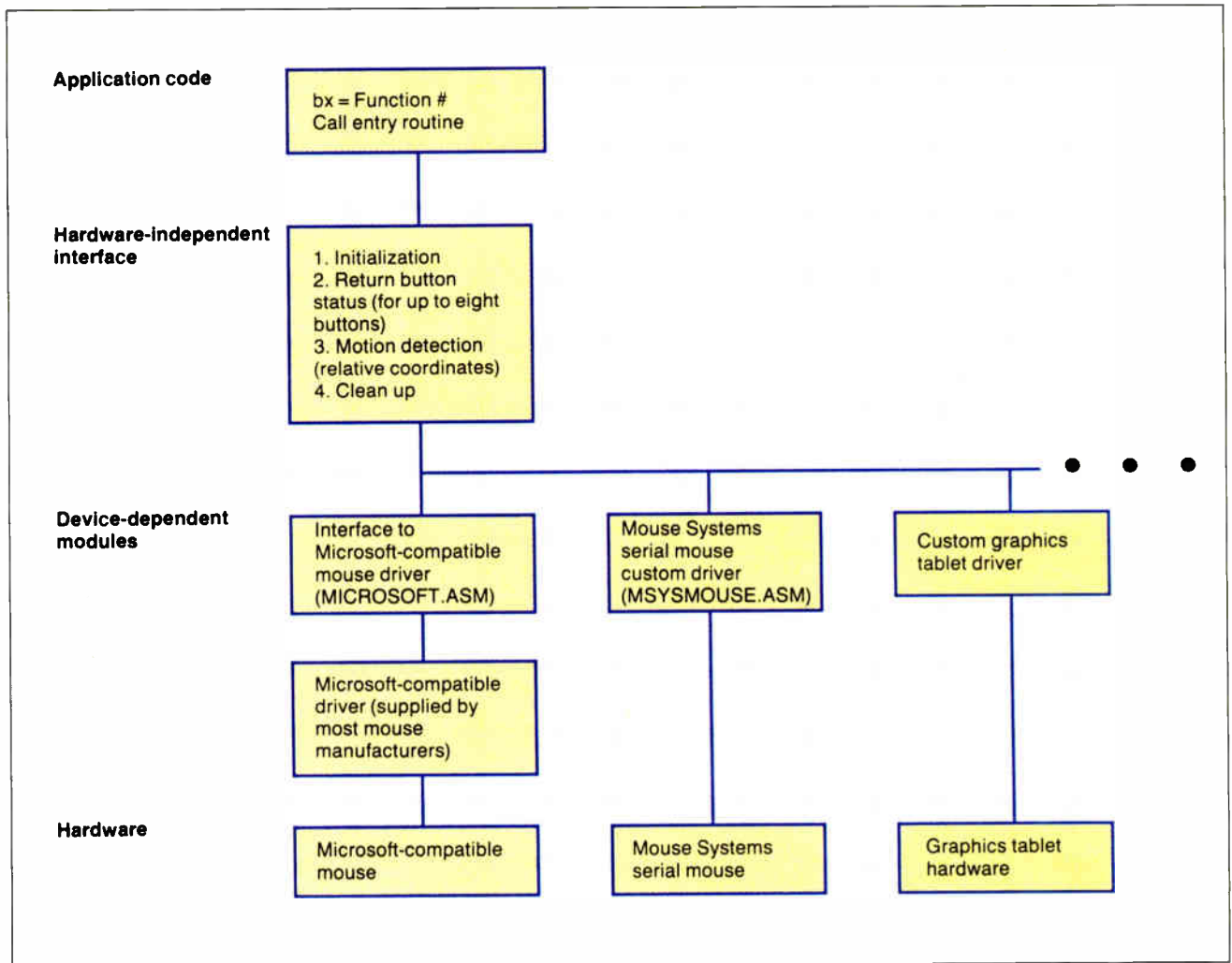


Figure 1: By placing a device-independent interface between the application code and the input hardware, a programmer can write an application that works with a variety of input devices. The device-dependent code is isolated into modules

and translates the hardware requirements into the standard interface. For example, the custom graphics tablet driver can translate absolute coordinates to the relative coordinates that the application is expecting.



dICE-51

8051 In-Circuit Debugger only \$795

Powerful, Easy to use: 8051 debugger with In-Circuit-Element interfaces to COM1 of your PC.

In-Circuit Debugging

Plug dICE-51 into your 8051 prototype and you'll see things you've never seen before. dICE-51 executes I/O Code in the 8051 circuit, so that when you debug motor controllers, motors move! When you debug LCD or LED controllers, pixels flash; with pneumatic controllers, cylinders extend. You can exercise memory mapped I/O and access prototype RAM, ROM, Switches, A/Ds, D/As, etc. Compatible with 8051, 8052, 8031, 8751, etc. (CMOS versions available at extra cost).

Powerful, Dynamic User Interface

The user interface is identical to Sim8051 v3.0, which received PC Tech Journal Magazine's "Product of the Month" award for its unique, multi-windowed dynamic interface. Single character commands prompt for data if required, while you can scroll through source code and scan symbol space at any time - while stopped, stepping, or executing. The Execution Profiler creates a histogram that varies dynamically while the program executes. You can change the limits to zoom in on regions of code space, and scroll through the source code to study hot spots while they execute. Of course, the usual breakpoints and conditional visibility subroutines are built in, with Cybernetic Micro Systems' unique FlowGraph windows that can be dumped to IBM printers, Laserjets, etc., for detailed, commented, self documenting records. You'll be amazed at how much faster and better you design with these 8051 PC-based tools.

Easy Access to all 8051 Spaces

dICE-51 provides easy access to CODE space, DATA space, BIT space, External RAM space, and Special Function space. All 8051 special bits and registers are automatically labeled when you access them.

In-Circuit Element Replaces 8051

Cybernetic's unique CY8051 chip plugs into your 8051 prototyping board which connects to your PC serial port.

Live Keyboard, Displays, Everything

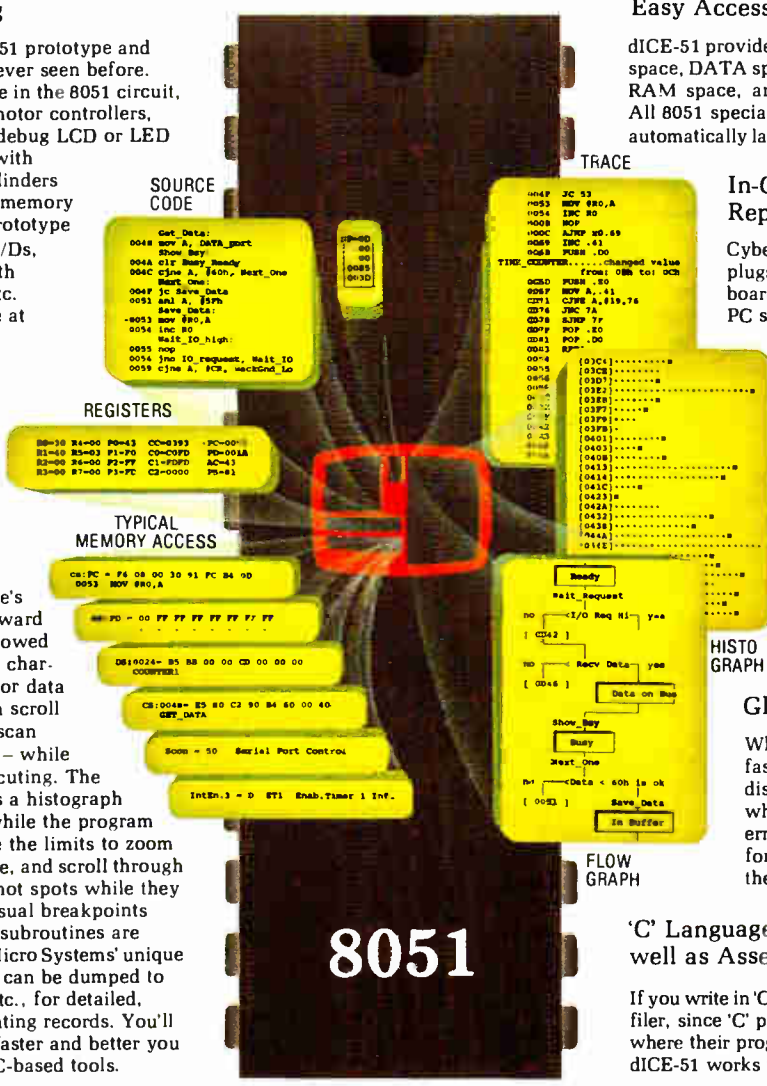
The dICE-51 keyboard is always 'live', allowing you to scroll through the source code, scan symbols, or change bits or bytes, even while your program is running. Execution Histograms and Interrupt Count summaries are updated while your program executes.

Global Symbol Monitor

When single stepping, and after fast execution, dICE-51 will display every named variable whose value was altered. Spot errors as they occur! Don't wait for a subsequent crash and then try to backtrack.

'C' Language Support as well as Assembly

If you write in 'C', you need an execution profiler, since 'C' programmers have no idea where their program spends the most time. dICE-51 works with Archimedes 'C-51'.



Complete 8051 Design Support

dICE-51 Debugger with In-Circuit-Element consists of one disk and one chip. No computer slot, no umbilical cord, no pod or ICE box. CY8051 IC element plugs into your 8051 socket. You connect your application circuit to your PC's COM 1 and the dICE software communicates over the RS 232 port. 8051 strobes such as WR and RD preserve timing, but port I/O instructions run at the reduced rate characteristic of Sim8051.
\$795

CYS-8051 Cross Assembler produces LST and HEX files from ASM files. The Intel HEX code files are compatible with most EPROM equipment.
\$295

SIM-8051 A superb 8051 debugger that offers all features of dICE-51 except the In-Circuit-Element. The system Cycle Counter Register can provide timing accurate to one 8051 instruction cycle.
\$95 Demo Disk \$39

CYP-8051 8751, 87C51 and 27xx EPROM Programmer Kits - low cost EPROM Programming with all functions available from within CYS-8051 Cross Assembler.
\$245 kit form \$395 assembled

PROTO-51 An 8051 Prototyping Kit is available.
Software not copy protected.

Rush free data sheet on dICE-51 and 8051 tools.
 Send \$10 User Manual.
 Send \$39 dSim8051 (User Interface demo disk & Manual)
 Send \$795 dICE-51 plus \$5 shipping.
 California Residents add Sales Tax
 Check enclosed Charge my VISA/MC/AMEX card
Card # _____ Expire _____ Sign _____
Name _____ Title _____
Company _____ Phone _____
Address _____ Mail Stop _____
City _____ State _____ Zip _____

For school quantity discounts, request on your school letterhead.



Cybernetic Micro Systems, Inc.
Box 3000 • San Gregorio, CA 94074 • USA
(415) 726-3000 • Telex: 910-350-5842

**You must have
an interrupt handler
execute each time
new data becomes
available if you want
to ensure that
your data is not lost.**

rent position in the packet. A packet is assumed to be "in progress" when the packet counter is not equal to zero. If interrupts are disabled too long, a serial overrun error can occur, which means that the interrupt handler did not have a chance to read the previous byte of data. In the event of a serial error, the ISR sets the packet counter to 0 and returns. If there is no serial error, ISR tests to see if the packet counter is 0 and the byte is the sync byte. This ensures that the routine is synchronized with the mouse. If the

counter is not 0, then you accumulate delta values—by adding to delta x for an odd packet counter, and by adding to delta y for an even packet counter.

The Device-Dependent Routines

Implementing the routines for the Microsoft standard interface is simple. The initialization routine inspects interrupt vector 51 to see if the mouse interface and system calls are resident in memory. If they are, it initializes the mouse using function 0 and sets the variable MOUSEF to the value returned in ax . This value will be negative if the mouse hardware and software are installed.

Function 5 returns the button status, in register ax ; bits 0 and 1 represent the left and right buttons, respectively. These bits are set if the corresponding button has been pressed, and cleared if it has been released. On entry to this function, register cx corresponds to the button you are interested in. If cx equals 0 on entry, then on exit a count of the times the left button has been pressed will be returned in bx . Similarly, if bx equals 1, a count of the times the right button was pressed will be returned.

You use function 11 to determine how far the mouse has moved since the last call to this function. The change in the x coordinate is returned in cx ; the change in y is returned in dx . The motion counter is device-dependent; since Microsoft has two different mice (one at 100 dots per inch and one at 200 dpi), you may have to implement two Microsoft Mouse drivers.

Listing 1 shows the code for the custom Mouse Systems driver. The initialization routine, ISERIAL, is called with the communications-port number in ax (1=com1, 2=com2), and it initializes the serial port to 1200 bits per second. This routine also enables the serial port's data-available interrupt. Some serial cards can be configured for com3 and com4, but since there are only two serial interrupt lines, only com1 or com2 will work with the routines presented here. The button-status routine, which simply reads BSTAT, translates the Mouse Systems button-status bits, to give an on bit for every button pressed.

The motion-counter routine is called with the current absolute x and y values in the ax and cx registers, respectively. If this device dealt exclusively with absolute coordinates, it would need these values to return a relative value to the application. However, since the Mouse Systems mouse uses only relative data, you can ignore these values. The motion-counter routine reads the current delta values and then clears them to 0. The y coordinate is negated; I arbitrarily decided I wanted y coordinates to move downward as they increased. This function call returns with ax equal to delta x and bx equal to delta y .

The cleanup routine disables the serial interrupts that the initialization routine enabled. If you don't disable the serial interrupts before you exit to DOS, then the interrupt handler will be overwritten as soon as you load another program. The next time a serial data-available interrupt executes, the CPU jumps into the middle of the newly loaded program, inevitably crashing the computer.

Unfortunately, if your applications program uses any DOS functions that produce a critical error, and if the user selects abort instead of retry or ignore (or presses Control-C and DOS processes it), the result will be the same: a crashed computer. You can circumvent this problem in several ways.

One extremely impractical way is to avoid using DOS calls that process Control-C and to not perform any I/O. A more realistic solution is to load the driver with DOS function-call number 31 hexadecimal, "Terminate Process and Remain Resident," and keep it in memory. A third solution, which I commonly

continued

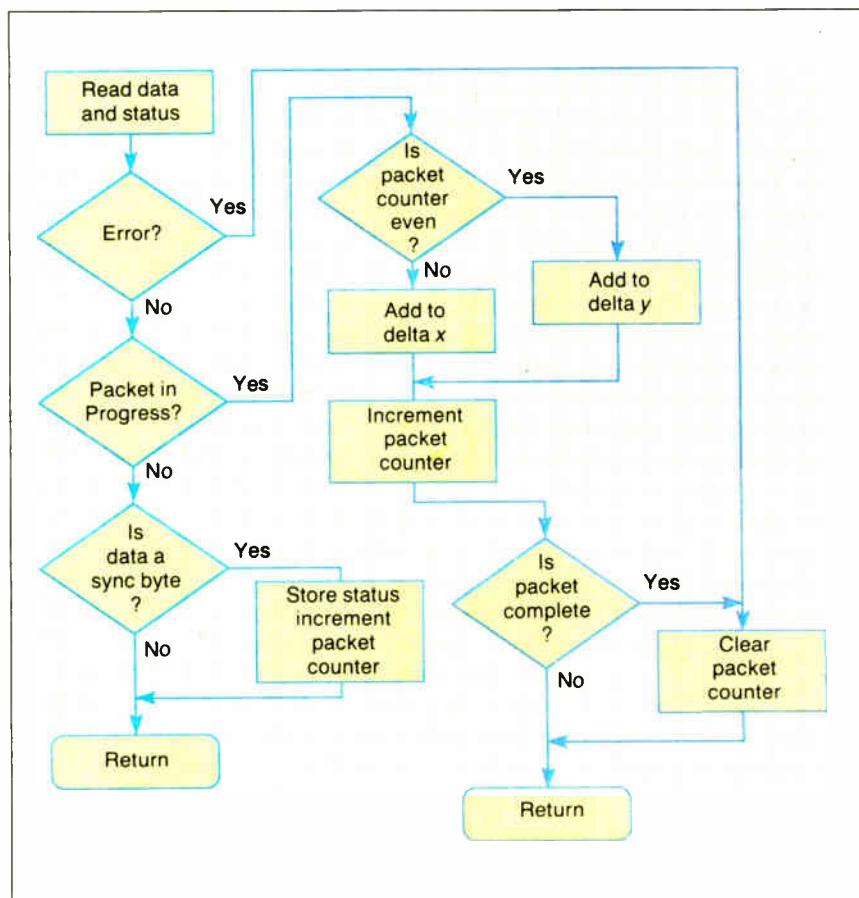



Figure 2: The flowchart of the interrupt service routine for the Mouse Systems serial-mouse custom driver.



Our software comes with something no one else can offer.

When you join the Lattice family of customers, you'll discover that your software purchase is backed by more than just an excellent warranty. It's backed by unparalleled technical support. By a total commitment to your success and satisfaction. And by Lattice's dedication to excellence in products and services.

Unlike other software manufacturers who charge you for services after you've purchased their product, Lattice offers a unique package of support programs at a price we can all live with—FREE.

Lattice Bulletin Board Service
LBBS is our 24-hour a day bulletin board system that allows you to obtain notification of new releases, general information on Lattice products, and programs for the serious user. And if you've ever experienced the frustration of having to wait a year or more for a new release (that has corrected a bug), you'll really appreciate LBBS. Because with this service, you can actually download the latest program fixes to instantly eliminate any bugs discovered after release.

Available through dealers and distributors worldwide.

Lattice Service.

Technical Support Hotline

Responsible, dependable and capable Support Representatives are only a phone call away. You will talk to a highly skilled expert who is trained to answer any questions you have relating to specific Lattice products. Remember, your complete satisfaction is our goal.

McGraw-Hill BIX™ Network

The Byte Information Exchange (BIX) Network is a dial-in conference system that connects you with a Special Interest Group of Lattice users. The nominal one-time registration fee allows you to BIX-mail your questions—via your modem—directly to Lattice. Or you can post your questions in the conference mode for Lattice or other users to answer. Once again, you have 24-hour access.

You Also Receive:

- Timely updates and exciting enhancements
- 30-day, money-back guarantee
- Lattice Works Newsletter
- Technical Bulletins
- Access to Lattice User Groups

Lattice has developed more than 50 different Microcomputer software tools that are used by programmers worldwide. We were there for every MS-DOS release. We're there now for OS/2. And we'll be there for the next generation of technical changes. But most of all, Lattice is there for you.




Lattice

Subsidiary of SAS Institute Inc.

Lattice, Incorporated
2500 S. Highland Avenue
Lombard, IL 60148
Phone: 800/533-3577
In Illinois: 312/916-1600

Circle 121 on Reader Service Card

Hard Locks for Soft Parts.



At Rainbow Technologies, we think protecting software developers' investments is very serious business. That's why we designed the first fully effective security solution for software running on PCs and other computers.

Our family of virtually impenetrable Software Sentinel hardware keys provides the highest level of software protection the developer can get. While remaining invisible to the end user.

Take a look.

Key Sentinel Family Features.

Prohibits unauthorized use of software □ No need for copy protection □ Unlimited backup copies □ Virtually unbreakable □ Pocketsize key □ Transparent operation □ Transportable

Software Sentinel.

- Runs under DOS and Xenix, on IBM PC/XT/AT and compatibles
- Algorithm technique (Never a fixed response)
- Serial or parallel port version
- Minimal implementation effort
- Higher level language interfaces included
- 100 times faster than fixed-response devices (1ms)

Software Sentinel-C.

- For developers who want to customize or protect multiple packages with one device
- 126 bytes of non-volatile memory that is programmed before shipment of software
- We supply a unique programming adapter for programming the unit

- Higher level language interfaces included
- Runs under DOS on PC/XT/AT and compatibles
- Parallel port version only

Software Sentinel-W.

- Designed for workstations, supermicros and minicomputers
- Serial port only (modem-type)
- Algorithm technique
- We provide detailed interface specifications: Developer creates a port driver
- Interface requirements: 25 pin DB25P or DB25S; RS232/RS422/RS423
- Only signals used: DTR & RTS from computer; signal ground; DSR or optional DCD from Software Sentinel-W or external device. TXD, RXD, CTS, RI passed through.

Call For Software Sentinel Evaluation Kit Pricing.



APPLICATION INPUT DRIVERS

Listing 1: The 8088/86 assembly code for the Mouse Systems custom driver, *MSYSMOUSE.ASM*. The routine *ISERIAL* installs the interrupt service routine in one of the serial-port interrupt vectors, 0Ch or 0Dh. The application places the function number in *bx* and issues a call to the entry routine.

```

;
; ASSUME CS:CSEG, DS:CSEG, ES:NOTHING, SS:NOTHING
;
SERIAL EQU 14H
MSDOS EQU 21H
;
;
; This is the main entry point
; all driver routines take the function-call number in BX
;
; function 0 = initialize mouse
; function 1 = return button status
; function 2 = return relative motion
; function 3 = de-initialize mouse
; function 4 = return current serial port
;
; Normally this would be a far procedure, but to avoid
; getting into all the intricacies of loading and
; calling drivers, I've converted ENTRY to a near
; procedure and combined it with the sample program.
;
ENTRY PROC NEAR
CLD ; Go in the forward
; direction
PUSH DS ; Save caller's segment
PUSH CS ; Make this segment
; addressable

POP DS
SHL BX,1 ; Point to routine
CALL ROUTINES[BX] ; and call it through
; table
POP DS ; Restore user's segment
RET ; Return far to caller

ENTRY ENDP
;
DB 'Mouse Systems',00 ; name
;
ROUTINES LABEL WORD
DW ISERIAL ; function 0 = initialize
; mouse
DW BUTTONSTAT ; function 1 = return
; button status
DW MOTIONCOUNT ; function 2 = return
; relative motion
DW DSERIAL ; function 3 = de-
; initialize mouse
DW GSERIAL ; function 4 = return
; current serial port
DW RETADR ; function 5 = reserved
DW RETADR ; function 6 = reserved
DW RETADR ; function 7 = reserved
;
COMNUM DW 00 ; com#
;
NEWX DW 00 ; new x coordinate
NEWY DW 00 ; new y coordinate
XACCUM DW 0 ; old x coordinate
YACCUM DW 0 ; old y coordinate
BSTAT DB 07H ; button-status byte
CPORT DW 03F8H ; communications-port
; address
PCOUNT DB 0 ; packet counter
IMSK DB 0EFH ; interrupt mask
;

```


APPLICATION INPUT DRIVERS

```

; This is the heart of the code.
; The serial interrupt handler. This code catches
; serial bytes and maintains a running total of delta x
; and delta y values.
;
ISR:
    STI                ; Ints back on
    PUSH AX           ; Save all registers used
    PUSH BX
    PUSH DX
    PUSH DS
    PUSH CS
    POP DS            ; Make code segment
                       ; addressable
    MOV DX,CPORT     ; Get port address
    ADD DX,5          ; Status
    IN AL,DX          ; Read status
    MOV AH,AL         ; Save in AH
    SUB DX,5          ; Back to data port address
    IN AL,DX          ; Get byte from port
    AND AH,01EH       ; Mask error bits of status
    JNZ ISR3          ; Jmp if error
;
; Jump if an error has occurred on the serial line, most
; likely an overrun error caused by interrupts cleared
; for long periods of time. This will be handled simply
; by clearing the packet counter.
;
ISR2:
    CMP PCOUNT,0    ; Is this the first byte of
                       ; packet?
    JNE ISR25         ; No, so accumulate.
    MOV AH,AL         ; It is the first byte, so
                       ; check certain
    AND AH,0F8H       ; bits to see if we're in
                       ; sync with the
    CMP AH,080H       ; data stream. If we're
    JNZ ISR4          ; not, then we'll just
                       ; return.
    MOV BSTAT,AL     ; We are in sync, so stuff
                       ; button-status byte.
ISR25:
    MOV BL,PCOUNT    ; Get packet counter
    INC PCOUNT      ; Increment for next serial
                       ; interrupt
    OR BL,BL         ; If it's zero we're done
    JZ ISR4
;
    CBW              ; Convert delta byte to
                       ; delta word
    TEST BL,1        ; Check if odd or even:
                       ; odd = x values
    JZ ADDY          ; even = y values
    ADD XACCUM,AX    ; Add to running x
                       ; accumulator
    JMP SHORT ISR29
ADDY:
    ADD YACCUM,AX    ; or add to running y
                       ; accumulator
ISR29:
    CMP BL,4         ; End of packet
    JB ISR4          ; No
ISR3:
    MOV PCOUNT,0    ; Yes, so reset packet
                       ; counter
ISR4:
    CLI              ; must issue end of interrupt
    MOV AL,020H
    OUT 020H,AL
    POP DS
    POP DX

```

continued

9-TRACK MAG. TAPE SUBSYSTEM* FOR THE IBM PC/XT/AT AND...



For information interchange, backup and archival storage, AK Systems offers a 9-track, IBM format-compatible 1/2" magnetic tape subsystem for the IBM PC, featuring:

- IBM format 1600/3200 and 800 cpi.
- Software for PC-DOS, MS-DOS, XENIX.
- Also for AT&T, DEC, VAX, VME, S-100, RS-232, IEEE 488.

AKSystems

* formerly IBEX Mainstreamer

20741 Marilla St.
Chatsworth, CA 91311
(818) 709-8100
TWX: 910-493-2071

Write, phone or TWX for information.

TIME/XTM

THE PERSONAL TIME MANAGER

Finally, a real productivity tool for professionals, managers and executives (and their secretaries)

Organize your day and SAVE TIME

Rated "Best Business Software of the Year"

- o Keep track of your appointments and things-to-do
- o Memory resident appointment alarms
- o Full "tickler file" capability
- o Enter "tickler" notes of any length using a built-in wordprocessor
- o Maintain a full history of your activities
- o Use to prepare meeting agendas, minutes, activity reports
- o LOTUS-like menus, pop-up windows, on-line help
- o For IBM PC, PS/2 and compatibles
- o Runs on networks

Dealer inquiries invited, site licensing available

\$79 (specify 5 1/4" or 3 1/2" diskettes)

OAK PARK SOFTWARE Inc.

P.O.Box 710 Milwaukee WI 53201-0710
(414) 797-7911

Phone orders, Master Card/VISA, checks
Add \$3 for shipping and handling, Wisconsin residents add 5% sales tax



Laptop & IBM PS/2 Users:

The solution to bridge the gap between your 5¼ & 3½ inch drives.

"It's a steal. It allows you to use your favorite DOS shell for selective file transfer and it even lets you use your PC's peripherals from your laptop... In short: An exceptionally fast and functional transfer utility... The Brooklyn Bridge is the perfect solution for people who use a laptop almost exclusively as a portable machine that travels from PC to PC. It's terrific!" — Howard Marks, PC Magazine, July 1987*

Rated as one of the best of the best utilities by John Dvorak.

"This is one of those rare programs that you enjoy the minute you take it out of the box, especially when you discover that a cable is included... Excellent product." — PC Magazine, June 23, 1987*

End users are "sold on Brooklyn Bridge..."

Dvorak is certainly correct in describing White Crane Systems' Brooklyn Bridge as 'Fabulous...' and I love it." — G. Schochet, Letter to the Editor, PC Magazine, May 12, 1987*

PS/2 users: The Brooklyn Bridge allows data transfer and drive access in either direction so you may also transfer your data back to your 5¼ inch PC.

Priced at \$129.95, call White Crane Systems to order or for more information.

*Reprinted from PC Magazine, copyright 1987 Ziff Communications Company

WHITE CRANE SYSTEMS

404-394-3119

Suite 151

6889 Peachtree Ind.

Boulevard

Norcross, Georgia

30092




SIXTEEN MEGABYTES IN ONE SLOT

That's right!

The PC Tech Sixteen Megger board gives you 16 Megabytes of fast Dynamic RAM in a single slot.

The Sixteen Megger works in the IBM PC/XT/AT and compatibles at all speeds from 4.77 to 10 Mhz.



On an XT, the Sixteen Megger can be used as 8 bit wide, bank switched, expanded memory.

On an AT, the Sixteen Megger is 16 bits wide and can be used as expanded or extended memory or a combination of the two.

The Sixteen Megger comes complete with software for the Lotus/Intel/Microsoft Expanded Memory Specification, as well as a fast memory disk program and an extensive diagnostic program.

Priced from \$475 for 2 Megabytes to \$4,250 for a full 16 Megabytes. Four and Eight Megabyte versions are also available.

Another smart idea from PC Tech. Still available: The Four Megger, four megabytes of expanded memory on a short card, \$750.



904 N. 6th St.
Lake City, MN 55041
(612) 345-4555

Designers of the X16 and Other Fine Computer Products

APPLICATION INPUT DRIVERS

```

POP      BX
POP      AX          ; Restore registers
IRET     ; and return from interrupt
;
; This table maps button values into ones appropriate
; for returning to application
;
BUTMAP DB      07,03,05,01,06,02,04,00
;
; This routine returns button status = ax
; a 1 bit indicates button presses
;
BUTTONSTAT:
PUSH     BX
MOV      AL,BSTAT
AND      AX,7
MOV      BX,OFFSET ; Convert to
          BUTMAP   ; Microsoft format

XLAT
POP      BX

RETADR:
RET


;
; Motion-count routine
; on entry:
; ax=cursor x,cx=cursor y (ignored by this driver)
; on exit:
; ax=delta x,bx=delta y
;
MOTIONCOUNT:
CALL     QREADPACKET ; Read a packet
MOV      BX,NEWY     ; Return y coordinates
NEG      BX          ; Positive coordinate
          ; move down the screen
MOV      AX,NEWX     ; Return x
RET

;
; Clean up the serial-port interrupts and masks
;
DSERIAL:
CLI
IN       AL,021H     ; Read interrupt mask
MOV      AH,IMSK     ; Clear appropriate int
NOT      AH          ; by setting bits
OR       AL,AH
OUT      021H,AL     ; Write it out
MOV      DX,CPORT    ; Get port address
ADD      DX,3        ; line-control register
IN       AL,DX       ; Fetch it
AND      AL,07FH     ; Set low to access
          ; interrupt-enable
OUT      DX,AL       ; register
SUB      DX,2        ; Point at interrupt-enable
          ; register
SUB      AL,AL       ; Clear
OUT      DX,AL       ; it
ADD      DX,3        ; and clear
OUT      DX,AL       ; modem-control register
STI
RET

;
GSERIAL:
MOV      AX,COMNUM   ; returns com#
INC      AX
RET

;
; This code initializes the Mouse Systems serial mouse
; It takes the com number in AX (1 = com1, 2 = com2)
;
ISERIAL PROC NEAR
PUSH     CX
    
```

continued



Get Disk Optimizer.TM

Your hard disk will run faster when it's not chasing around after files.

NEW!
MORE POWERFUL

It's the safest, most effective way to put the zip back in hard disk performance.

Remember the old days when your hard drive was new? Remember that smooth, fast, slick performance? Those quick retrievals, rapid saves, lightning-like database sorts?

Well ever since, DOS has been doing its best to slow your hard drive down. Not by slowing down the motor, but by breaking your files up into pieces. Storing different chunks in different places. Data files, programs, overlays and batches that started out in one seamless piece are now scattered all over.

Loading is slower.
Sorting is slower.
Retrieving, backing-up.
Everything takes longer because your disk has to work harder.

Problem is, it's something that happens so gradually you may not notice the difference. At least, not until you see the dramatic improvement after using Disk Optimizer.

File fragmentation—It's a problem you can see.

Watch your hard drive the next time it reads or writes a file. Each "blip" of the LED means the drive-head is moving to another place on the disk—either to pick up or lay down another chunk of data.

And the truth is, head movement takes time. Far more time than actual reading and writing. What's worse, all this head movement causes extra wear and tear that can shorten the life of your drive.

Disk Optimizer—Tunes up your disk by cleaning up your files.

Disk Optimizer works by finding all the scattered pieces of your files and putting them

back together where they belong. Next time your drive reads it, there's just one place to look.

And the results are often dramatic. Reading and writing times may be cut by as much as two thirds. Database sorts that used to take hundreds of head moves now proceed quickly and efficiently. And since head movement is now at an absolute minimum, your disk drive will lead a longer, more productive life.

Analyze, scrutinize, optimize.

Before you optimize, you'll probably want to analyze. So Disk Optimizer shows you, in percentages, how much fragmentation has taken place—on the entire disk, in individual directories, or for groups of files you specify using global or wildcard names.

Plus, there's built-in data security that lets you assign passwords to as many files or file groups as you want.

And the File Peeker gives you an inside look at the structure of files. It's a great way for non-programmers to learn more about computers, and a powerful tool for professionals who want to analyze the contents of their disks.

Get your hard disk back in shape—with new improved Disk Optimizer.


Hard to believe, but the new Disk Optimizer is even

better than before. Not only will it optimize your disks in far less time than it used to, but it actually speeds up retrievals even more by letting you give priority treatment to your most used files, like programs and batches.

When you think about it, it's simple. The longer you own your hard drive, the more you come to depend on it. But the longer you wait to get Disk Optimizer, the less performance you'll get.

Use it just once and discover what thousands of satisfied PC users already know—\$59.95 is a small price to pay to restore the speed and performance you count on.

Buy Disk Optimizer at better computer dealers everywhere, or order today by calling SoftLogic Solutions at 800-272-9900 (603-627-9900 in NH).



Disk Optimizer \$59⁹⁵

Here's what people are saying about Disk Optimizer.

"I feel this is essential software for anyone with a hard drive."
-D. Swenson, TEXACO, California

"I find Disk Optimizer excellent. Disk access—even at 4.77MHz—is much faster. And loading 100+ Fontasy fonts now takes seconds."
-Elizabeth Joan Dordt, Indiana

"Disk Optimizer...(has) found a permanent place on my software shelf."
-Stephen R. Davis, PC MAGAZINE

SoftLogic Solutions, Inc.
One Perimeter Road
Manchester, NH 03103
800-272-9900
(603-627-9900 in NH)


SOFTLOGIC SOLUTIONS
#64

Call today: 800-272-9900

Unbelievable Offer!

Now You Can Have **386 POWER**
For As Little As... **\$1799**

Advanced
Logic
Research
386/2
Model 10



- * 16 Mhz Clock Speed (20 Mhz Optional)
- * 1 Mb Ram Installed, Exp. To 2mb On System bd.
- * 80 Nano-second 32 Bit Memory Chips
- * 1 Serial/ 1 Parallel Ports and Floppy Controller
- * Setup Disk, Diagnostics, Manual Included
- * 1.2 Mb Floppy Drive
- * 8 Expansion Slots
- * Phoenix Bios
- * Enhanced 101 Keyboard

Or You Can Try Our **10 MHZ 286**
Computer For Only... **\$1199**
Please Call For Info
On This Outstanding Machine.

Or You Can Look At These Other
Superb Values:

NEC Multispeed Laptop.....	\$1295
NEC Multispeed EL (Backlit Display)....	\$1675
ZENITH Z-181 Laptop....	\$1599
HP Laserjet II....	\$1695
COMPAQ Portable III Model 40....	\$4175
COMPAQ 386 Model 40....	\$4549
IBM PS/2....	Call.
ALDUS PC Pagemaker....	\$415
XEROX Ventura Publisher....	\$495
NOVELL Network Starter Kit	\$2300

Also.....Hard Drives, Monitors, Printers,
Modems, Software Of All Kinds.
Check Us Out!!

W.P. Electronics, Inc.
800-962-6778 outside Ca. 619-320-6500 in Ca.
555 S. Palm Canyon Drive, Suite A110-342
Palm Springs, Ca. 92264
MC/VISA Accepted - 4% Charge


APPLICATION INPUT DRIVERS

```

DEC     AX
MOV     COMNUM,AX      ; Save com#
MOV     DX,AX
MOV     AX,087H        ; 1200 bps
INT     SERIAL         ; Let BIOS initialize
                        ; data-transfer rate
                        ; and stuff
;
PUSH    BX
PUSH    DX
PUSH    CS
MOV     AX,040H        ; point at BIOS data
                        ; segment
MOV     DS,AX
MOV     BX,DX
SHL     BX,1
MOV     DX,ZERO[BX]   ; Get port address at
                        ; 40:0 or 40:2
POP     DS
MOV     CPORT,DX      ; Save it
CLI
MOV     DX,OFFSET ISR ; Stick the serial
                        ; interrupt handler
MOV     AH,025H        ; in either
MOV     AL,00CH        ; Int OCH
SUB     AL,BYTE PTR COMNUM ; or OBH
INT     MSDOS
;
IN      AL,021H        ; Mask the interrupt
                        ; controller
MOV     AH,0EFH
CMP     COMNUM,0
JZ      ISERIAL2
MOV     AH,0F7H
ISERIAL2:
MOV     IMASK,AH      ; Save for later
AND     AL,AH
OUT     021H,AL
;
MOV     DX,CPORT      ; Get port address
ADD     DX,3           ; line-control
                        ; register
IN      AL,DX
AND     AL,07FH        ; Make interrupt-
                        ; enable register
OUT     DX,AL         ; addressable
SUB     DX,2           ; Point at it
MOV     AL,1          ; Set the data-
                        ; available int
OUT     DX,AL         ; modem-control
ADD     DX,3           ; register
MOV     AL,09         ; Set it
OUT     DX,AL
STI
POP     DX
POP     BX
POP     CX
MOV     AL,-1         ; mouse available.
RET
ISERIAL ENDP
;
;
; QREADPACKET:
QR1:
CLI

```

continued



PROBLEM: There's just no easy way to move from one software program to another.

THE SOFTLOGIC SOLUTION: Software Carousel™

Now you can keep up to 10 programs loaded and ready to run.

Hard to believe, but some people are happy with just one kind of PC software. Well, this is not a product for them.

But if you're someone who depends on many packages, all the time—someone who'd use several programs at once if you could, well now you can. With Software Carousel.

Why call it "Software Carousel"?

In some ways, Software Carousel works like the slide projector you're used to. You load a handful of pictures, view one at a time, then quickly switch to another. A simple idea, with powerful possibilities for computing.

Here's how it works. When you start Software Carousel, just tell it how much memory you have, load your software and go to work.

Need to crunch numbers? Switch to your spreadsheet. Need your word processor? Don't bother saving your spreadsheet file. Just whip over to your document and do your work. Snap back to your spreadsheet, and it's just like you left it.

With up to ten different programs at your fingertips, you'll have instant access to your database, communications, spelling checker, spreadsheet, word processor, RAM resident utilities, languages, anything you like.

Reach deep into expanded memory.

This could be the best reason ever for owning an expanded memory card, like the Intel Above Board, AST RAMpage, or any

card compatible with the L/1/M Extended Memory Standard.

Software Carousel puts programs into this "high-end" memory for temporary storage when they're not in use. And switches them back out when you want them. It's fast, efficient, and easy.

If you want, Software Carousel will even use your hard drive for swapping. Just allocate a portion for storage, and go to work.

Sidekick, Superkey and Ready. All at the same time.

You know what happens if you try loading two or more RAM resident utilities at once. You get crashed keyboards, frozen screens, all kinds of interference between programs fighting for control.

With Software Carousel, you can have as many accessories and utilities on-tap as you want. Just load different ones in different Carousel partitions. Since they can't see each other, they can't fight.

The easy way to maximize PC power.

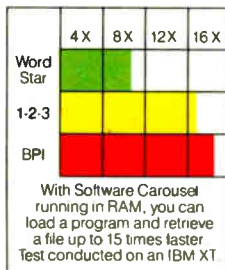
With all this power, you might think Software Carousel is complicated and difficult to use. Not so. Particularly when you compare it to other programs

like Windows and TopView.

Set it up once and Software Carousel remembers forever. Better still, Carousel will look for the programs you use most often and optimize them for quickest access.

The way we see it, there are certain things you have a right to expect from your computer. Access to your software is one of them. At just \$59.95* a copy, Software Carousel is the best way to get it.

See Software Carousel at better computer dealers everywhere. Or order today by calling 800-272-9900 (603-627-9900 in NH), or mail the coupon below. If you find this product does not meet our advertised claims within 30 days of purchase we will arrange for a prompt refund.



Software Carousel \$59.95*

YES! Please send me _____ copies of Software Carousel at just \$59.95* each (not copy protected).

Name _____

Company _____

Address _____

City _____ State/Zip _____

Check Enclosed VISA MC AMEX

Card # _____ Exp. Date _____

Signature _____

SoftLogic Solutions, Inc.
One Perimeter Road
Manchester, NH 03103
800-272-9900
(603-627-9900 in NH)

SOFTLOGIC
SOLUTIONS
#64

Call today: 800-272-9900

*plus \$5.00 shipping and handling.

```

;
NOP
MOV AX,XACCUM ; Get x accumulator
MOV NEWX,AX ; Move to new delta x
MOV AX,YACCUM ; Get y
MOV NEWY,AX ; to new y
SUB BX,BX
MOV XACCUM,BX ; Clear
MOV YACCUM,BX ; accumulators
;
STI
QREXIT:
RET
;

```

lar button has been pressed since the last call to this function. Such a routine might be necessary if your program is too busy to process button-status information immediately. A possible addition to the interrupt handler compares the current button-status information to BSTAT, and increments individual button-press counters appropriately before storing the current button-status information in BSTAT.

Inevitably, you have to write software that interfaces directly to hardware (i.e., that is hardware-dependent). To retain your main application's hardware independence, you should separate the hardware-dependent code into modules or drivers that can be easily replaced. Although this involves considerable effort, you save a substantial amount of time in the long run. Furthermore, you are ensuring device independence, as well as preparing your applications program for continuing expandability. ■

REFERENCES

1. *Microsoft Mouse User's Guide*. Redmond, WA: Microsoft Corp., 1986.. *PC Mouse Reference Manual 5.00*. Santa Clara, CA: Mouse Systems Corp., June 1986.

use, is to insert a section of code in the termination procedure at interrupt 22h. DOS passes control to this code (via a far jump) before it returns to a parent procedure. The only way I've been able to obtain control is by placing the address of my termination routine into 0Ah and 0Ch of the program prefix, in addition to INT 22h. After the necessary cleaning up, the termination routine should exit by issuing a far jump to the original contents of addresses 0Ah and 0Ch of the program segment prefix.

In addition to the basic input-driver design, several other functions might be desirable. Different devices have different resolutions; it's up to your driver to scale the *x,y* coordinates into something consistent—for example, 100 dpi. One useful feature is nonlinear motion detection; with this feature, if you move the mouse quickly, the cursor will move a lot farther than if you move the mouse the same distance slowly.

You also might want to add a routine to determine the number of times a particu-

Reliable, Cost Effective Solutions for Computerization

World's smallest PC — and CMOS too!

A Motherboard and 4 Expansion Cards in the Space of a Half-Height 5-1/4" Disk Drive!

from **\$359**
(Qty 100, \$287)

3 WATTS!
5 VOLT ONLY OPERATION
± 12 V GENERATED ON BOARD

SCSI BUS OPTION
(HARD DISK, ETC)

256 K RAM
(512 K, 768 K
OPTIONS)

POWERFUL
V40 CPU

FLOPPY DISK CONTROLLER
(3.5"/5.25",
360 K/720 K, 1.2 MB)

UP TO 128 K
EPROM/RAM/NOVRAM
BATTERY BACKED RT CLOCK

PC COMPATIBLE
ROM-BIOS

MOUNTS ON A
5.25" DRIVE
(5.75"x8"x1")

Little Board™/PC

2 RS232C
SERIAL PORTS

SPEAKER PORT

KEYBOARD PORT

PARALLEL
PRINTER PORT

PC BUS

4 MODE VIDEO
CONTROLLER
OPTION
FITS ENTIRELY
WITHIN BOARD
DIMENSIONS

Distributors • Argentina: Facional, S.A. 41-0018 • Australia: Current Solutions (613) 720-3298 • Austria: International Computer Applications GMBH 43-1/45 45 01-0* • Brazil: Computadores Computerleader (41) 282-4896 • Canada: Tri-M (604) 438-0028 • Denmark: Danbit (03) 66 20 20 • Italy: Microcom (6) 811-9406 • Finland: Symmetric OY 358-0-585-322 • France: Egal Plus (1) 4502-1800 • Germany, West: IST-Elektronik Vertriebs GmbH 089-811-8151 • Israel: Alpha Terminals, Ltd. (03) 49-16-95 • Spain: Hardware & Software 204-2099 • Sweden: AB Akta (08) 54-20-20 • Switzerland: Thau Computer AG 41 1 740-41-05 • UK: Ambar Systems, Ltd. 0296 435511 • USA: Contact Ampro Computers Inc.

AMPRO
COMPUTERS, INCORPORATED

67 East Evelyn Avenue • Post Office Box 390427, Mountain View, CA 94039 • (415) 962-0230 • TLX 4940302

New!

GOfer™

**"Another miracle
from Microlytics!"
—Jerry Pournelle**

Pops Up,



Inserts

Searches
and finds anything on disk

—Instantly!

"The most exciting and essential add-on since Sidekick."—Tim Bjarin, *Creative Strategies*

You hear yourself thinking: "I know it's here somewhere . . . but where?"

Now you can let GOfer go for it.

Stay in the document and file you're working on.

Pop up GOfer with one keystroke. Send him for an old memo, a phrase, a fact, a date, a number.

He'll whiz through floppy and hard disks and zip back to you on the double.

Then GOfer helps you use what he found. Insert it. Or print it. Or store it. Instantly.

GOfer needs no housekeeping, no indexing, no file conversion. With GOfer, *nothing* gets lost.

Anatomy of a GOfer

- works with IBM PC's & compatibles and PS/2's.
- works with all leading word processors & utilities.
- searches are extremely fast and free-form (NO INDEXING), based on simple AND/OR/NOT (Boolean) logic, and "how close?" parameters.
- requires 79K of RAM.
- not copy-protected.

~~\$79.95~~ **\$59.95** special introductory price

Get your GOfer

Now at dealers nationwide or order direct by calling **1-800-828-6293** (in NY, 716/377-0130)
C.O.D.'s and credit cards welcome
30-day money-back guarantee

GOfer makes molehills out of mountains.

©1987 Microlytics, Inc.


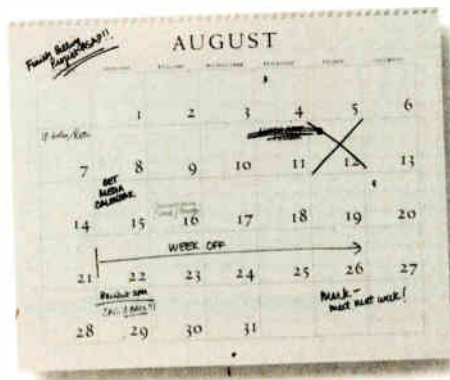
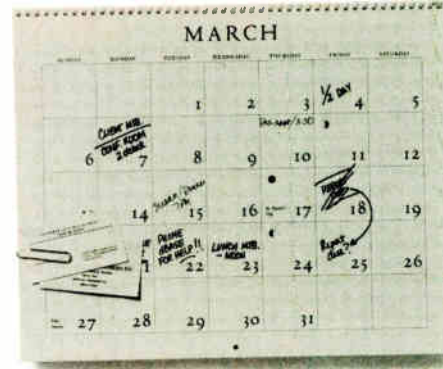
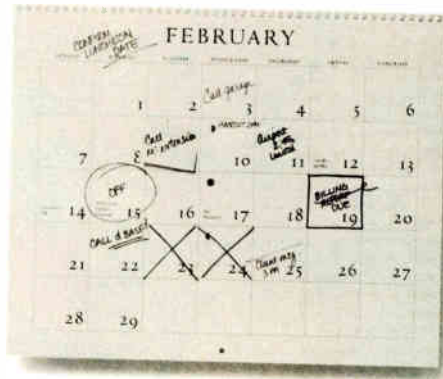
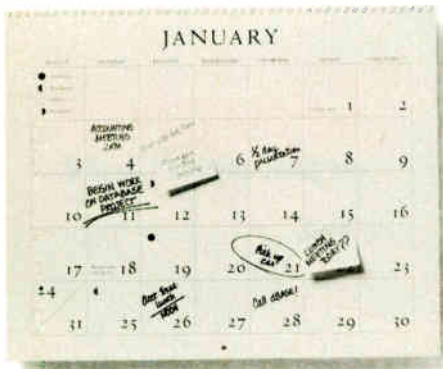
Microlytics, Inc. 300 Main St., Suite 538, East Rochester, NY 14445

GOfer™ is the Text Finder™ utility from Microlytics™, the makers of Word Finder™.

Circle 135 on Reader Service Card

World Radio History

“I FLIPPED THROUGH PAGES TRYING TO



Choosing the wrong database management software can be like doing time.

Ask Harry Viens, the executive vice-president of an advertising agency.

Using a copy of dBASE®, he spent a year trying to learn its programming language to develop applications on the agency's PC to track income against forecasts.

But with dBASE, all he ended up with was wishing he'd used R:BASE® System V, the database software you don't have to be a programmer to use.

“AFTER USING dBASE I HAD TO BE DEPROGRAMMED.”

Viens knew his mini-computer was fine for bookkeeping, but wasn't capable of turning around management reports—critical for

making quick decisions.

“We've got to make decisions in real time, not wait a couple of months to find out what's happening today,” Viens said.

“I tried to build this dBASE application nights, weekends and during holes in my schedule. But almost a year later, the miserable thing still wasn't done,” Viens told us.

“The language is unnatural. I guess some people love writing code. For me, that's like trying to mow the lawn with nail clippers.”

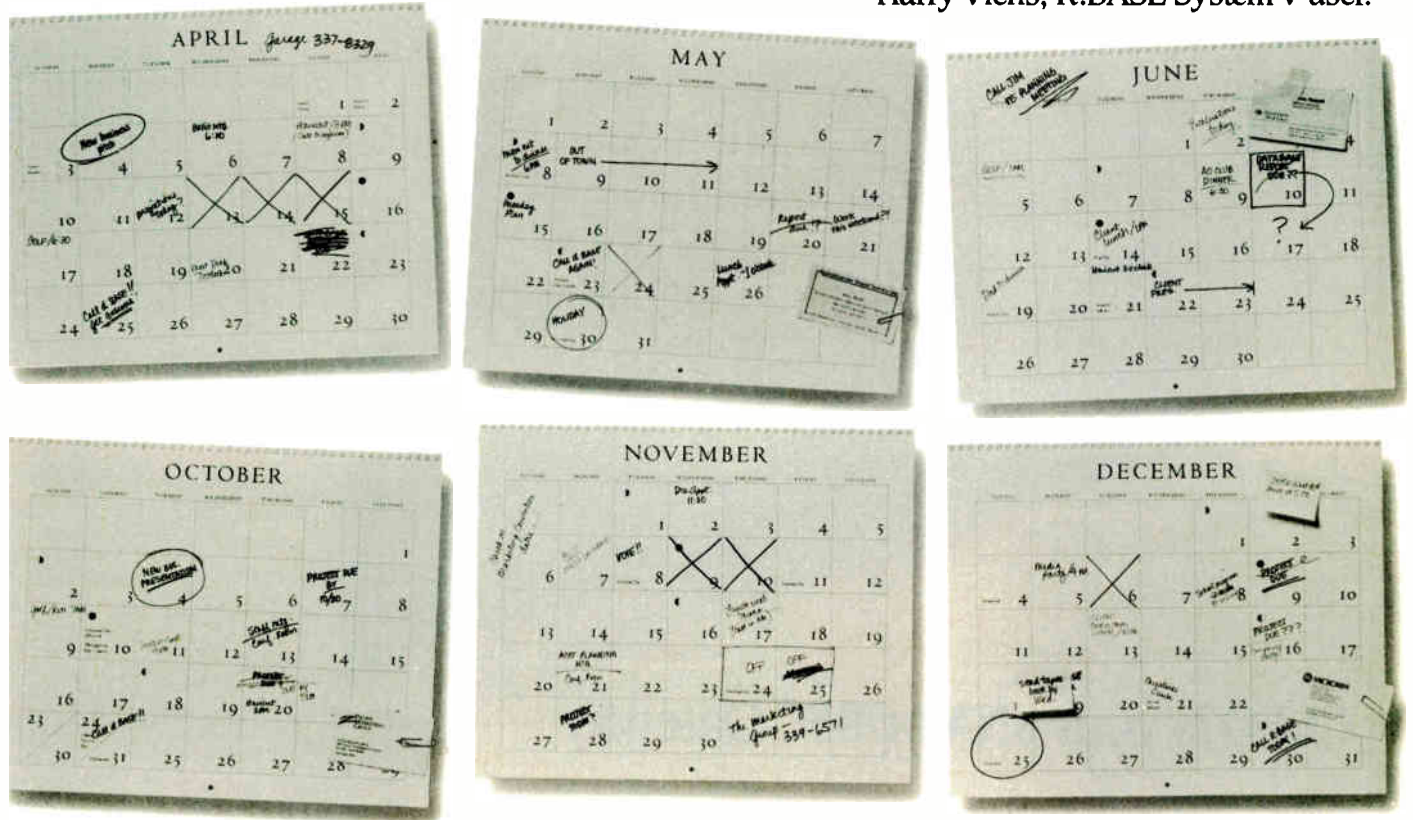
“I SAW, AND I BELIEVED.”

Being an advertising person, Viens actually reads ads. He saw our claim that you don't have to be a programmer to use R:BASE, and bought it.

Because of our EXPRESS System, he was

ROUGH A LOT FIGURE OUT dBASE™

— Harry Viens, R:BASE System V user.



able to build the kind of application you'd expect in a custom program from a professional programmer. All without having to write one line of code.

"It took me just three days to do it working part-time," Harry said. So now he can track his forecasts and break them out by the account person who made them.

"R:BASE System V is an amazing product. Despite its power you never seem to get trapped in a corner you can't get out of."

CALL 1-800-624-0810, DEPT. BY1087 FOR A TRIAL PACK.

Lots of people like Harry Viens have been saving time with R:BASE System V.

Discover the difference R:BASE can make. Call for our fully-functional Trial Pack. It's just

\$19.95 plus shipping for the 5.25-inch Trial Pack. Or just \$24.95 plus shipping for the 3.5-inch Trial Pack.

From Alaska and Canada, call 1-206-867-1800, Department BY1087.

We can also put you in touch with an authorized Microrim dealer who will take you through the software firsthand. It will be time well-spent.

**R:BASE
SYSTEM V
MICRORIM**



InfoWorld's Overall MS-DOS Software Product of the Year.

The 5.25-inch formats run on IBM PC, XT, AT and 100% compatibles, and on all major LANs, with no additional cost for extra users attached to the server. The 3.5-inch formats run on IBM PS/2 and other 100% MS-DOS compatibles. Trademarks/Owners: Microrim, R:BASE/Microrim, Inc.; IBM, PS/2/International Business Machines, Inc.; dBASE/ Ashton-Tate Corporation; InfoWorld/CW Communications, Inc. © 1987 Microrim.



CLEO is your SNA or BSC Gateway

Remote Sites Communication

Whatever your industry, your remote computers need to share information with your mainframe. Or, they need to exchange data with other remotes. In either case, you need a total solution at the remote sites. You need software, hardware interfaces and modems that all work together smoothly. You need CLEO!

CLEO software products allow micro-computers to communicate with mini-computers and mainframes, and to emulate their workstations. Since 1981, CLEO has provided remote communications between micros and mainframes for the automotive, insurance, medical and banking industries. Today over 44,000 CLEO users worldwide are running on all major brands of micro-processors. The greatest number of these users run CLEO software on IBM Personal Computers and NETBIOS LANs.

Complete Software/Hardware Package

Every CLEO package contains all the software and hardware accessories needed at the remote site. Your selected CLEO SNA or BSC software is packaged with 1) an internal modem card for dial-up applications, or 2) an interface card and cable for use with your existing modem. There's no waiting for non-CLEO add-ons. And, you get prompt, single-source service.



Package prices range from \$795.00 for most stand-alone packages, up to \$2,995.00 for the 32-user SNA gateway.

Call us today to discuss your application.

CLEO Software
1639 North Alpine Rd.
Rockford, IL 61107
Telex 703639

Headquarters:

USA: **1-800/233-2536**
Illinois: 1-800/422-2536
International: **815/397-8110**

Sales and Distribution:

Benelux, Scandinavia: 31 (71) 899202
Canada, East: 800/361-3185
Canada, West: 800/361-1210
Canada, Montreal: 514/737-3631
Colombia, S.A.: 12875492
Denmark: 451 628300
Italy: (0331) 634 562
Mexico City: 203-0444

CLEO 

CLEO and 3780Plus are registered trademarks of CLEO Software
IBM is a registered trademark of International Business
Machines Corporation.

Increase your productivity by adding simple assembly language programs to DOS batch files

Better Batch Files Through Assembly Language


William J. Claff

One simple and easy-to-use tool in PC-DOS for increasing productivity is the *batch file*, a text file that executes its contents as if you had typed in the individual lines from the keyboard. This article will show you how to write more versatile batch files by adding small assembly language programs that become new batch-file "commands." These programs let you influence what the batch file does while the file is executing. Using the programs, you can write batch files that recover from errors and let the user interact with many programs through a menu system.

You don't need to be familiar with assembly language to understand how to use these programs in batch files. However, if you are already familiar with assembly language, you will be able to modify the programs and write similar ones suited to your specific needs. [Editor's note: *EXKEY.BAT*, *KEYIN.ASM*, *TOPATH.ASM*, *ONEKEY.ASM*, and *STRING.ASM* are available on disk, in print, and on BIX; see the insert card following page 208 for details. Listings are also available on BYTEnet; see page 4. Assembled versions of the files are available for IBM PC-compatible computers on BIX and BYTEnet only.]

The Missing Link

In their simplest form, batch files save typing: *COMMAND.COM* reads characters from the batch file as if they were keyboard inputs. (*COMMAND.COM* is the command processor with which you interact when you type in a command at



the A> prompt.) With the use of replaceable parameters (variables within a batch file whose values you type in after the batch-file name) and the batch-file-oriented PC-DOS resident commands *ECHO*, *FOR*, *GOTO*, *IF*, *PAUSE*, *REM*, and *SHIFT*, batch files have the power of a simple programming language.

A batch file cannot read the keyboard and assign the value read into a variable. The *PAUSE* command will wait for a keystroke, but the batch file has no way of

knowing which key you pressed. You can remedy this deficiency by using *Debug* to create the following program, which I call "the missing link." Just type in everything that is italicized, pressing Enter at the end of each line. The value *xxxx* is not important and will vary depending on your computer's configuration. This recipe creates *KEY.COM*, an 8-byte assembly language program.

```
A>DEBUG
-A
xxxx:0100 MOV AH,0
xxxx:0102 INT 16h
xxxx:0104 MOV AH,4C
xxxx:0106 INT 21h
xxxx:0108
-RCX
CX 0000
8
-NKEY.COM
-W
Writing 0008 bytes
-Q
A>
```

KEY uses the BIOS's keyboard function to wait for a keystroke. When you press a key, this program reads the next keystroke (by executing *INT 16h*) and ends, returning its

ASCII value by executing the DOS function to terminate a process (DOS function

continued

William J. Claff (7 Roberts Rd., Wellesley, MA 02181) is a senior software engineer with SoftSet Associates Inc. He holds an M.S. in applied mathematics from Harvard University, publishes an IBM technical newsletter, and is the leader of the IBM PC Technical Subgroup of the Boston Computer Society.

Assembling KEYIN

All the programs in this article are .COM files. To assemble them and produce a usable program, I use a batch file called MAKECOM.BAT. [Editor's note: MAKECOM.BAT is available on disk, in print, and on BIX; see the insert card following page 208. It is also available on BYTEnet; see page 4.] At a minimum, a MAKECOM.BAT file should contain:

```
masm %1;
link %1;
exe2bin %1 %1.com
```

To assemble KEYIN.ASM, enter

```
makecom keyin
```

Ignore the linker's stack segment message; .COM files can't have one.

Listing 1: Using KEY in batch files. This file, EXKEY.BAT, uses KEY to get a keystroke and ERRORLEVEL to hold the returned value. The KEYIN program, a more sophisticated version of KEY, is defined in listing 2.

```
ECHO OFF
:prompt
CLS
ECHO Press 1   for program A
ECHO Press 2   for program B
ECHO Press Esc to exit to DOS
:getkey
key
IF ERRORLEVEL 49 IF NOT ERRORLEVEL 50 GOTO a
IF ERRORLEVEL 50 IF NOT ERRORLEVEL 51 GOTO b
IF ERRORLEVEL 27 IF NOT ERRORLEVEL 28 GOTO exit
GOTO getkey
:a
ECHO Execute program A
PAUSE
GOTO prompt
:b
ECHO Execute program B
PAUSE
GOTO prompt
:exit
```

Listing 2: KEYIN.ASM. This program reads the next keystroke and returns its ASCII value in the ERRORLEVEL variable.

```
CODE      SEGMENT
          ASSUME     CS:CODE      ;<- ASSUMES FOR .COM FILE
          ASSUME     DS:CODE
          ASSUME     ES:CODE
          ASSUME     SS:CODE
          ORG        00100H      ;<- REQUIRED FOR .COM FILE
IP        LABEL     NEAR        ; (USED ON END STATEMENT)
          JMP        START
CURSOR    DW        ?
START     LABEL     NEAR
          MOV        AH,3        ;<- GET CURSOR MODE
          INT        010H
          CMP        CX,00067H   ;<- CHECK FOR BUG
          JNE        NOBUG
          MOV        CX,00607H
NOBUG     LABEL     NEAR
          MOV        CURSOR,CX
          MOV        AH,1        ;<- TURN CURSOR OFF
          MOV        CX,02000H
          INT        010H
```

continued

4C hexadecimal). [Editor's note: To call a DOS function, put the function number in the AH register—usually with a MOV AH, <value> instruction—then call interrupt 21h with INT 21h.] The batch program that called KEY can test this error level by using the IF command and the special keyword ERRORLEVEL.

The batch file EXKEY.BAT (see listing 1) shows how to use KEY to implement a menu. (Note that once you compile and link the file <name>.ASM, you refer to it as a command named <name>.) The heart of this batch file is the KEY program and the IF commands. The IF ERRORLEVEL nn command is true when the error level is greater than or equal to nn, where nn is a number between 0 and 255. Stringing together IF commands has the effect of a logical AND operation. In the first IF statement, if the error level is greater than or equal to 49 and not greater than or equal to 50, then the error level must be equal to 49, the ASCII value for 1. The ASCII values for 1, 2, and Escape are 49, 50, and 27, respectively.

KEY.COM's chief virtue is that you can easily construct it without an assembler. The limitations of KEY are that it does not support function keys and is cumbersome to use.

KEYIN

KEYIN.ASM (see listing 2) is a grown-up version of KEY (see also the text box "Assembling KEYIN" above). KEYIN flushes the keystroke buffer to eliminate stray keystrokes, turns off the cursor, supports function keys, and converts lowercase letters to uppercase. KEYIN works like KEY, except that you can test for function keys, and you don't have to do extra tests for lowercase responses. KEYIN still requires that you supply the ASCII value of the character in the IF statement, which is tedious. The value returned for a function key is the scan code with the high bit turned on (see table 1).

KEYIN, like all programs in this article, starts executing at the label IP. Its first step is to save the current cursor (this is slightly complicated by a bug in the earliest IBM ROM BIOS).

Next, it flushes the keyboard of any pending keystrokes and waits for a keystroke. I have previously decided that I will mark non-ASCII characters by setting the high bit of the keystroke's scan code. KEYIN detects non-ASCII values by checking for a zero value in the AL register. If it finds one, it sets the high bit by ORing it with 80 hexadecimal. It then converts ASCII alphabetic values to uppercase, restores the cursor, and exits to DOS with the scan code in the error-level variable.

continued

Create dBASE® Reports in Half the Time, Without Programming, or Your Money Back!

"The [time] savings we gained with R&R were remarkable."

InfoWorld, 5/25/87

"The consummate dBASE report writer."

PC World, 3/87

". . . a powerful tool that's executed beautifully. . . ."

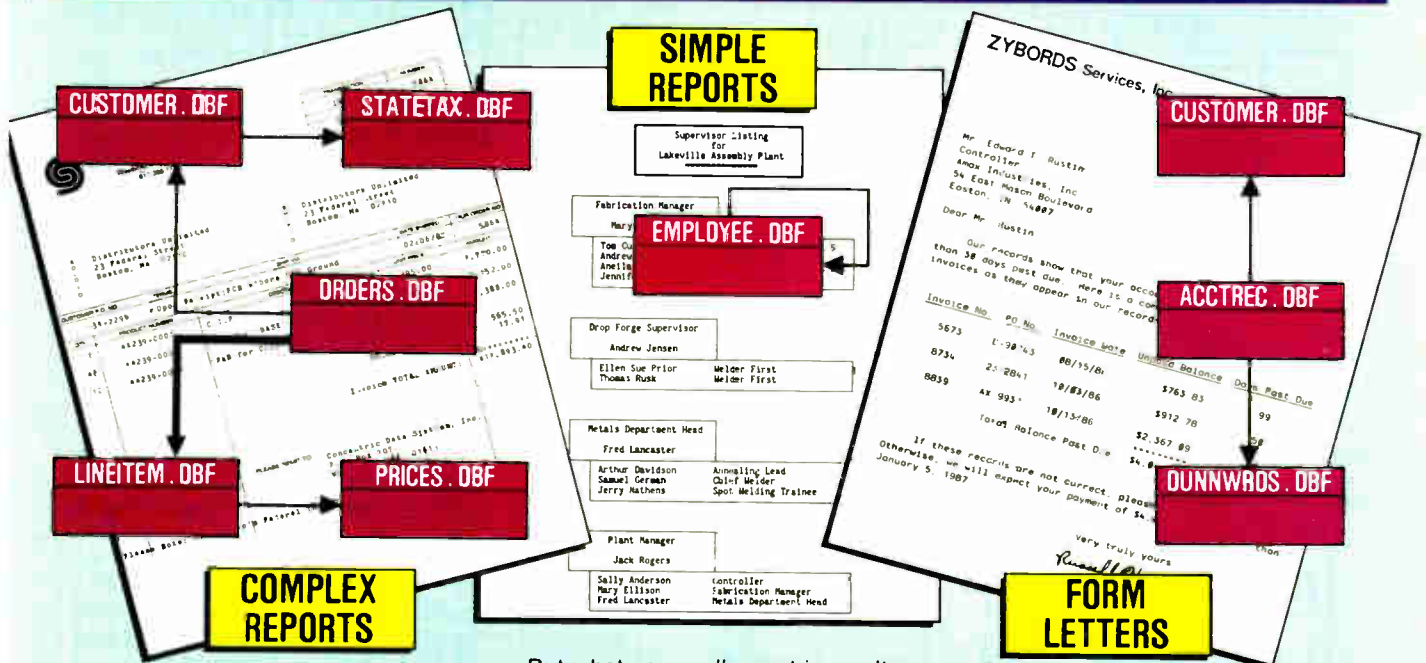
PC Magazine, 1/13/87

"Constructing a report layout with R&R is easy and quick. . . ."

Business Software, 2/87

". . . run, don't walk, to the nearest phone and place your order. . . ."

PC Week, 11/11/86



A proven timesaver.

R&R users say they can create reports in half the time or less, compared with programming in dBASE. So can you.

More flexibility than you'll ever need.

Relate and report from up to 10 files at once using one-to-one and one-to-many relations. Place free-form text and fields anywhere. Calculate new fields using more than 70 functions.

Eight sort levels. Eight levels of record grouping. Page and group headers and footers. Totals, subtotals. Memo field support including query. Use **bold**, underline, *italics*, **combinations**, and **different fonts**. Hundreds of other features.

The ease of use for fast results.

Lotus®-like commands. Plain English query. Automatic trim. Standard field formats such as currency, commas, and word-wrap.

But what you *really* want is results. Fast. And R&R quickly delivers reports like those shown here. Complex reports such as multi-page invoices. Simple reports such as employee listings. (Actually the "simple report" shown here is not so simple without R&R.) Even form letters are just reports created with R&R's relational merge feature.

Relate and Report, then rest and relax —with R&R.

Only \$149!*

Satisfaction guaranteed.

Try R&R. If you aren't satisfied for any reason, return it within 30 days for a full refund (if purchased directly from Concentric or a Concentric Authorized Reseller).

For the name of your nearest dealer, or to order, call:

800-325-9035

In Mass., call 617-366-1122.

Major credit cards, checks, COD, and POs (from major corporations and institutions) accepted. Add \$3 shipping, \$2 if COD, 5% tax in Mass.

R&R works with dBASE III®, III PLUS®, Quicksilver™, and other dBASE-file-compatible products. Clipper™ and FoxBASE+™ Module \$49.95* additional. Runtime included with unlimited use license.

Another timesaving tool from the authors of 1-2-3® Report Writer™.

Concentric Data Systems, Inc.
18 Lyman Street, PO Box 4063
Westboro, MA 01581-4063

R&R Relational
Report Writer
for dBASE®

*On 5.25" diskettes. With 5.25" AND 3.5" diskettes, \$165 for R&R and \$55 for Module.

Circle 55 on Reader Service Card

Trademarks: dBASE, dBASE III, dBASE III PLUS by Ashton-Tate. Lotus, 1-2-3 Report Writer by Lotus Development Corporation. Quicksilver by WordTech Systems, Inc. FoxBASE+ by Fox Software. Clipper by Nantucket Corporation. R&R Relational Report Writer by Concentric Data Systems, Inc.

```

FLUSH LABEL NEAR ;<- FLUSH THE KEYBOARD BUFFER
      MOV AH,1
      INT 016H
      JZ FLUSHED
      MOV AH,0
      INT 016H
      JMP FLUSH
FLUSHED LABEL NEAR
      MOV AH,0 ;<- WAIT FOR A KEYSTROKE
      INT 016H
      OR AL,AL
      JNZ REGULAR
      MOV AL,AH ;<- FUNCTION AND OTHER SPECIAL KEYS
      OR AL,10000000B ; TURN ON HIGH BIT
      JMP SHORT DONE
REGULAR LABEL NEAR ;<- REGULAR KEY
      CMP AL,'a' ; CONVERT TO UPPERCASE
      JB DONE
      CMP AL,'z'
      JA DONE
      ADD AL,'A'-'a'
DONE LABEL NEAR
      PUSH AX
      MOV AH,1
      MOV CX,CURSOR
      INT 010H
      POP AX
EXIT LABEL NEAR ;<- EXIT
      MOV AH,04CH
      INT 021H
CODE ENDS
      END IP ;<- REQUIRED FOR .COM FILE
    
```

Changing Directories

TOPATH.ASM (see listing 3) is an example of using the error-level variable as a success/failure flag. The TOPATH command takes a path as its only parameter. The program does a DOS change-directory function (DOS function 3Bh) with this path, indicating success with a zero error-level value or failure with a nonzero error-level value. When you use it with the STRING program in listing 5, you can use TOPATH to let the user enter a new path name and, depending on the result, either begin using the path name or recover from an error.

To understand how TOPATH works, you must be familiar with some of the internal workings of COMMAND.COM. COMMAND.COM places all the characters to the right of a command in an area of the program segment prefix (PSP) called the *command tail*. The command tail is 1 byte long, followed by the characters themselves and a carriage return (which is not included in the length value). TOPATH uses the command-tail length as an index into the command tail to change the carriage return to a NUL (ASCII value 0). This is necessary because the DOS change-directory function expects an ASCII string. (An ASCII string is a string that ends with a NUL.) Next, the program scans forward from the beginning of the command tail to the first nonblank character. Finally, TOPATH executes the DOS change-directory function (function 3Bh) and returns a flag indicating success (zero value) or failure (nonzero value) in the error-level variable.

The Environment

The *environment* is an area of memory maintained by COMMAND.COM that contains *environment variables* that hold string values. Strings are placed into and deleted from the environment using the SET command. The PATH and PROMPT commands are shorthand versions of SET (i.e., you could also use SET PATH=...). A typical environment contains the variables COMSPEC, PATH, and PROMPT. These variables have special meaning to COMMAND.COM itself. Other programs can use environment variables to get information from the user. For example, the Microsoft Macro Assembler uses the environment variable INCLUDE to locate include files that are not on the current directory.

A powerful additional feature of the batch processor was undocumented until PC-DOS 3.3. When the batch-file processor sees the name of an environment variable between percent signs, it replaces the name and the surrounding percent signs with the value of that environment variable.

continued

Table 1: Scan codes as returned by the ROM BIOS.

Scan code	Keystroke	Scan code	Keystroke
3	NUL	82	Insert
15	Left arrow	83	Delete
16-25	Alt-Q,W,E,R,T,Y,U,I,O,P	84-93	F11-F20 (Shift-F1-F10)
30-38	Alt-A,S,D,F,G,H,J,K,L	94-103	F21-F30 (Ctrl-F1-F10)
44-50	Alt-Z,X,C,V,B,N,M	104-113	F31-F40 (Alt-F1-F10)
59-68	F1-F10	114	Ctrl-PrtSc
71	Home	115	Ctrl-Left arrow
72	Up arrow	116	Ctrl-Right arrow
73	PageUp	117	Ctrl-End
75	Left arrow	118	Ctrl-PgDn
77	Right arrow	119	Ctrl-Home
79	End	120-131	Alt-1,2,3,4,5,6,7,8,9
80	Down arrow		0,=
81	PageDown	132	Ctrl-PgUp

Listing 3: Using the error level as a success/failure flag. This program, TOPATH.ASM, is called with a single argument, a path name (e.g., TOPATH A:\DATA\CALC), and it attempts to change the current directory to the one given by the argument. It returns a zero value if the directory change is successful, and a nonzero value if it is not.

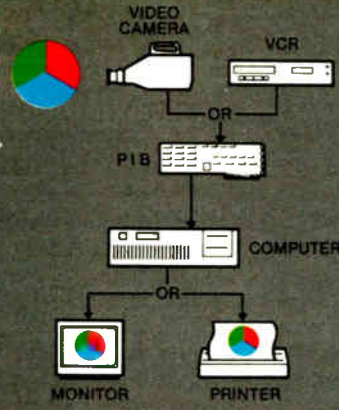
```

CODE SEGMENT
      ASSUME CS:CODE ;<- ASSUMES FOR .COM FILE
      ASSUME DS:CODE
      ASSUME ES:CODE
      ASSUME SS:CODE
    
```

continued

Professional Image Board 512 x 512
Professional Image Board 512 x 256

Capture Up To
32,768
Colors



Creating
With
Pictures
Just Got
Easier!

Displays on the New IBM PS/2 Analog Color Monitor

Will RUN
OS/2 software

ATI-6/12 System 286

Norton 3.0
SI Rating 18.7

ATI-286 8/16 MHz
System Board

ADVANCE TO THE NEXT LEVEL

Professional Image Board 512 x 256

Just plug the PIB board into your IBM PC/XT/AT or compatible which allows an ordinary home video camera (color or B/W) or home VCR to be plugged into your system. Now, live, fast action images can be instantly captured and frozen (1/30 second) in a full 32,768 colors. The frozen picture is as close to television quality as can be, digitized by the software package we bundle with PIB board. This software package HALOVISION Written by MEDIA CYBERNETICS INC. allows you to edit, cut, paste, copy, rotate, brush, zoom, scale, add text (21 text fonts) free hand draw, print, etc. . . The PIB is also compatible with the new IBM PS/2 Model 30 and the image can be displayed on IBM's new analog color monitor. Or you can convert the image to EGA display mode. The image can be stored on floppy or hard disk and transmitted to any remote location in the world via modem.

ATI-6/12 System 286

The ATI-6/12 SYSTEM 286 runs at an amazing speed of 12MHz. That's 20% faster than new IBM PS/2 model 50 and 60. To protect your existing software investment, we build-in a normal speed 6MHz, a simple combination of keystrokes will change the speed of the system at any time when necessary. 6/8MHz, 6/10MHz zero wait state and 1 wait state systems also available. Runs all existing software written for IBM PC/XT/AT, including new OS/2 development software.

Professional Image Board Plus 512 x 512

Same features as the PIB 512 x 256 with resolution enhanced to 512 x 512 pixels.

ATI-8/16MHz System Board

This system board runs at 16MHz, 1 wait state Norton 3.0 rating is 18.7 (Compaq deskpro 386 and the new IBM PS/2 Model 80 rating is 18.00 to 18.7). With a fraction of the cost of 386 systems, you can upgrade your 286 system to 386 system performance by replacing your existing 286 system board. Almost all existing add-on cards still work with this system board. This system boards standard feature is a 1MB high speed memory also switchable to 8MHz by keyboard when necessary.



**ATronics
International Inc.**

We Deliver Advanced Technology

1830 McCandless Dr. Milpitas CA. 95035 USA
(408) 942-3341 TLX: 510-600-6093 FAX: (408) 942-1674

*IBM, PC/XT/AT, PS/2, OS/2, is a trademark of International Business Machines, Inc.
COMPAQ DESKPRO386, is a trademark of Compaq Inc.
ATRONICS is a trademark of Atronics International, Inc.

Southern California Contact: **CNT Marketing**
16580 Harbor Blvd., Ste. J, Fountain Valley, CA 92780 (714) 839-3724

Circle 24 on Reader Service Card

B Y T E 1987 Extra Edition • Inside the IBM PCs 163

```

TAILLEN  ORG      00080H      ;<- LENGTH OF COMMAND TAIL
         DB      ?
TAIL     ORG      00081H      ;<- COMMAND TAIL
         DB      127 DUP(?)
IP       ORG      00100H      ;<- REQUIRED FOR .COM FILE
         LABEL   NEAR        ; (USED ON END STATEMENT)
         XOR     BH,BH        ;<- PUT NUL AT END OF COMMAND TAIL
         MOV     BL, TAILLEN
         MOV     TAIL[BX], 000H
         MOV     AL, ' '      ;<- SCAN FORWARD ACROSS BLANKS
         MOV     CX, BX
         MOV     DI, OFFSET TAIL
         CLD
         REPE   SCAS TAIL[DI]
         DEC     DI
         MOV     AH, 03BH     ;<- CHANGE DIRECTORY
         MOV     DX, DI
         INT    021H
         JC     EXIT
         XOR     AL, AL
EXIT     LABEL   NEAR        ;<- EXIT
         MOV     AH, 04CH     ; 0=OK OTHERWISE=ERROR NUMBER
         INT    021H
CODE     ENDS
         END      IP        ;<- REQUIRED FOR .COM FILE
    
```

ment variable. [Editor's note: *The author has told us that he has had reports that this feature does not work under certain circumstances with PC-DOS 3.0; he added that he has never had any problems with it using PC-DOS 3.1 or later.*] Consider the line

```
PATH %PATH%;C:\MASM
```

If the current path is C:\DOS, this will be expanded to

```
PATH C:\DOS;C:\MASM
```

In this case, you can append the directory C:\MASM to the path without knowing the current path. This expansion takes place only within batch files.

This feature is useful, but it has several problems. One is that there are no DOS functions to get strings out of or into the environment. This is because the environment is not a feature of DOS, but of COMMAND.COM. I view COMMAND.COM as the user interface to DOS and not as a part of the operating system itself. (COMMAND.COM can be replaced with a properly written substitute by adding a line beginning SHELL= in the file CONFIG.SYS.) For most people, the distinction between DOS and COMMAND.COM is lost in practice. Realizing that COMMAND.COM is not DOS helps in understanding why no DOS functions relate to the environment.

Two serious difficulties arise from the add-on nature of the COMMAND.COM user interface. One is that the environment is considered read-only. How a program gets access to anything other than its read-only copy of the true environment is undocumented. Even worse, the environment cannot always be expanded to hold additional or longer strings.

There are two well-known solutions to the problem of limited environment size. The first is to start with a larger environment. Many computer magazines have published articles and tips explaining documented and undocumented ways to increase the initial environment size (see the bibliography for two environment-related articles). Unfortunately, this is not a complete solution. When COMMAND.COM makes a copy of the environment, it discards any excess space (an action that is sensible in relation to a read-only copy). This compression also takes place when COMMAND.COM invokes itself in a nested batch file using the COMMAND /C construct. Therefore, the effect of the larger initial environment is lost in a nested batch file.

The second solution is to reserve space in the root environment for any variables

continued

Listing 4: Reading a keystroke into a previously defined environment variable using the program ONEKEY.ASM. When a batch file executes ONEKEY, the program waits for you to press a key, then transfers the result to the environment variable K.

```

;=====DUMMY SEGMENTS
ENV      SEGMENT  AT 0FFFFH      ;<- THE ENVIRONMENT
STRINGS  DB      ?
ENV      ENDS
MEM      SEGMENT  AT 0FFFFH      ;<- A MEMORY BLOCK
MEMTYPE  DB      ?
MEMID    DW      ?
MEMSIZE  DW      ?
MEM      ENDS
PSP      SEGMENT  AT 0FFFFH      ;<- COMMAND.COM
         ORG      0002CH      ;<- ENVIRONMENT SEGMENT
ENVSEG   DW      ?
PSP      ENDS
;=====CODE SEGMENT
CODE     SEGMENT
         ASSUME   CS:CODE      ;<- ASSUMES FOR .COM FILE
         ASSUME   DS:CODE
         ASSUME   ES:CODE
         ASSUME   SS:CODE
         ORG      00016H      ;<- COMMAND.COM SEGMENT
CMDSEG   DW      ?
IP       ORG      00100H      ;<- REQUIRED FOR .COM FILE
         LABEL   NEAR        ; (USED ON END STATEMENT)
         JMP     START
CURSOR   DW      ?
START    LABEL   NEAR
;=====TURN CURSOR OFF
         MOV     AH, 3        ;<- GET CURSOR MODE
         INT    010H
         CMP     CX, 00067H   ;<- CHECK FOR BUG
         JNE    NOBUG
         MOV     CX, 00607H
NOBUG    LABEL   NEAR
         MOV     CURSOR, CX
         MOV     AH, 1        ;<- TURN CURSOR OFF
         MOV     CX, 02000H
         INT    010H
    
```

continued



FULL BLOWN PERFORMANCE.

The Micro Express line of IBM-compatible personal computers isn't just a bare essentials copy of the industry leader, but a powerful system that actually outperforms the "big name" brand.

**NEW!
PORTABLE!**



ME 386

- 16 MHz 80386 microprocessor
 - 512K 32-bit memory on main board
 - Two 32-bit expansion slots
 - CMOS clock/calendar circuit
 - Socket for 80387 math co-processor
 - Floppy/hard disk controller
 - 1.2 MB floppy disk
- \$1899**

ME 286

- 6/10 MHz 80286 microprocessor (12 MHz option)
 - 640K memory on main board (upgradable to 1 MB)
 - 8 I/O expansion slots
 - CMOS clock/calendar circuit
 - 80287 math co-processor (optional)
 - Floppy/hard disk controller
 - 1.2 MB floppy disk drive
 - AT style keyboard
- \$899**

ME V20 (AT jr)

- NEC V20 8 MHz CPU
- 640K with "0" wait state on mother board
- Eight expansion slots
- Socket for 8087-2 math co-processor
- LED indicator for turbo mode
- Up to three times faster than the IBM XT®
- AT style keyboard (RT style optional)
- 360K floppy disk drive
- Serial (RS232) port
- Parallel (printer) port and game port
- Real time clock/calendar with battery back-up
- Enhanced graphics card
- Enhanced graphics monitor

\$999

The Road Runner

- 6/10 MHz 80286 processor
- 1 MB memory with "0" wait state
- New Super Twist LCD with Backlit and Reverse; 640 x 200 dots; 80 x 25 characters
- Monochrome/Color graphics card for external monitor
- 6 expansion slots
- Floppy/hard disk controller
- Serial/printer/clock-calendar
- 1.2 MB floppy disk drive
- 20 MB hard disk (40 MB option)
- 12 function AT style keyboard
- 20 pounds

\$1699

CALL TOLL-FREE:

(800) MICRO-21
(714) 662-1973, (818) 785-0274

ME MICRO EXPRESS

IBM/AT/XT are trademarks of International Business Machines Corp.

© 1987 Micro Express

2114 South Grand Ave., Santa Ana, CA 92705
14640 Victory Blvd., Ste. 130, Van Nuys, CA 91411
Fax: (714) 662-1258, Telex:9102403029

```

;=====LOCATE ENVIRONMENT
MOV DX,CMDSEG ;<- LET DS=COMMAND.COM SEGMENT
MOV DS,DX
ASSUME DS:PSP
MOV AX,ENVSEG ;<- CHECK ENVIRONMENT SEGMENT
OR AX,AX
JNZ HAVEIT
MOV AX,DS ;<- ROOT COMMAND.COM
DEC AX ; WALK MEMORY BLOCKS FORWARD
MOV DS,AX ; TO THE ENVIRONMENT
ASSUME DS:MEM
NEXTSEG LABEL NEAR
CMP MEMTYPE,'M'
JNE ERROR1 ;<- !ERROR! SHOULD NOT OCCUR
MOV AX,DS
INC AX
ADD AX,MEMSIZE
MOV DS,AX
ASSUME DS:MEM
CMP MEMID,DX
JNE NEXTSEG
MOV AX,DS
INC AX
HAVEIT LABEL NEAR
;=====LOCATE K=IN THE ENVIRONMENT
MOV ES,AX
ASSUME ES:ENV
XOR AL,AL
MOV CX,08000H
XOR DI,DI
SEARCH LABEL NEAR
REPNE SCAS STRINGS
CMP STRINGS[DI],AL
JE ERROR2 ;<- !ERROR! K=MISSING
CMP STRINGS[DI],'K'
JNE SEARCH
CMP STRINGS[DI][1],'='
JNE SEARCH
ADD DI,2 ;<- POSITION AFTER = SIGN
;=====GET KEYSTROKE. RESTRICT TO ASCII ! THROUGH ~
FLUSH LABEL NEAR ;<- FLUSH THE KEYBOARD BUFFER
MOV AH,1
INT 016H
JZ FLUSHED
MOV AH,0
INT 016H
JMP FLUSH
FLUSHED LABEL NEAR
GETKEY LABEL NEAR
MOV AH,0 ;<- WAIT FOR A KEYSTROKE
INT 016H
OR AL,AL
JZ GETKEY
CMP AL,'!'
JB GETKEY
CMP AL,'-'
JA GETKEY
REGULAR LABEL NEAR ;<- REGULAR KEY
CMP AL,'a' ; CONVERT TO UPPERCASE
JB STORE
CMP AL,'z'
JA STORE
ADD AL,'A'-'a'
STORE LABEL NEAR
MOV STRINGS[DI],AL ;<- STORE IN THE ENVIRONMENT
MOV AH,1 ;<- RESTORE CURSOR
MOV CX,CURSOR
INT 010H

```

continued

you might need later. You do this by using the SET command to set each variable to a value that is as long as the longest possible value. This solution has several problems, too. One is anticipating all the variables that you will need. Another is making certain to reset these strings to the longest possible value after you use them. This second problem is insurmountable—when the user hits Control-Break to exit a batch file, the space set aside is often lost.

Reading a Keystroke

ONEKEY.ASM (see listing 4) illustrates a different approach to the problem of user input into batch files. Before you can use ONEKEY, you must define the environment variable K by executing the line:

```
SET K=X
```

which sets K to the value of the one-letter text string X; you can set K to any initial value you want.

ONEKEY waits for a keystroke, then places its value in K. It follows a complicated search to find the environment variable it needs. First, it saves and hides the cursor. Then it uses the undocumented fact that the segment of the current COMMAND.COM is stored at offset 16 hexadecimal in the PSP. It then locates the environment of this COMMAND.COM using the segment value at offset 2C hexadecimal. Unfortunately, when the value is 0 (as it is for the root COMMAND.COM), it must follow the undocumented structure of the memory chains to locate the environment.

Each piece of DOS memory is located on a 16-byte boundary and contains a 16-byte memory-control block followed by data. Only the first 5 bytes of the control block have meaning. The first byte is either the letter M or Z, where M indicates more, and Z indicates the last block. The next word contains either the segment of the PSP that owns this memory block, or 0 if it is unallocated. The final word contains the size, in 16-byte increments, of the memory block.

Once it locates the environment, ONEKEY scans through it, looking for the variable K. It does this by looking for a NUL character followed by a K followed by an equal sign. It then flushes the keyboard and reads the next keystroke, accepting only a printable keystroke in the ASCII range from ! to ~. For example, the batch statement

```
IF ERRORLEVEL 49 IF NOT ERRORLEVEL
50 GOTO a
```

becomes

continued

Q: What's the difference?

	PS/2 MODEL 50	IBM PC AT with TurboSwitch*
AUTOCAD regen (nozzle)	8.9 sec.	8.9 sec.
344K Spreadsheet Recalc	6.9 sec.	6.9 sec.
PC Magazine Benchmark NOP	3.3 sec.	3.3 sec.
PC Magazine Benchmark String Sort & Move	2.3 sec.	2.3 sec.
PC Magazine Benchmark Prime Number Sieve	3.2 sec.	3.2 sec.
Upgrade Cost	\$ 3,595 ⁰⁰	\$ 124 ⁹⁵

A: About 3,500 bucks.

The benchmarks and price tags tell the story. Having prestigious Fortune 500 customers confirms that the story is true. And everyone except IBM admits that IBM PC AT models 68, 99, 239, and 339 will support OS/2 well into the 1990s. *As long as they run fast enough (that's where TurboSwitch comes in).*

A 30-day money-back guarantee ensures that you will be a satisfied customer. And a 2-year warranty gives you the confidence Megahertz builds into every product.

Sounds like you don't need a PS/2 after all.

TurboSwitch[®]

MHz

MEGAHERTZ CORPORATION

2681 Parley's Way, Salt Lake City, UT 84109 (801) 485-8857

1-800-33-TURBO

▲ a subsidiary of Vector Development, Inc., a public company

Trademarks and their owners: TurboSwitch — Megahertz. IBM, PC, AT, PS/2 — International Business Machines Corp. PC Magazine — Ziff-Davis Publishing. AMOCO — Amoco Corporation. GM — General Motors. DuPONT — E.I. DuPont Neilmours. Boeing — Boeing. OS/2 — Microsoft Corp. *10 MHz speed.



```

;=====
EXIT      MOV      AL,0
          LABEL    NEAR      ;<- EXIT
          MOV      AH,04CH
          INT      021H
ERROR1    LABEL    NEAR      ;<- COULD NOT LOCATE ENVIRONMENT
          MOV      AL,1
          JMP      EXIT
ERROR2    LABEL    NEAR      ;<- K=MISSING FROM ENVIRONMENT
          MOV      AL,2
          JMP      EXIT
CODE      ENDS
          END      IP      ;<- REQUIRED FOR .COM FILE
    
```

Listing 5: Entering a text string into a previously defined environment variable using the program *STRING.ASM*. When a batch file executes *STRING*, the program accepts a string of characters ended by a carriage return and assigns the result to the environment variable *STRING* (up to the maximum length reserved for it).

```

VECTOR    STRUC
REGIP     DW      ?
REGCS     DW      ?
VECTOR    ENDS
CODE      SEGMENT
          ASSUME   CS:CODE      ;<- ASSUMES FOR .COM FILE
          ASSUME   DS:CODE
          ASSUME   ES:CODE
          ASSUME   SS:CODE
          ORG      00100H      ;<- REQUIRED FOR .COM FILE
IP         LABEL    NEAR      ; (USED ON END STATEMENT)
          JMP      SHORT START
HOLDS     DB      16      ;<- FOR DOS BUFFERED INPUT FUNCTION
HAS       DB      0
INPUT     DB      15 DUP(' '),0
SET       DB      11      ;<- FOR INT 2E
          DB      'SET STRING='
SETTING   DB      16 DUP(?)
;=====INT 2E PROCEDURE
SS_SP     VECTOR    <>
INT2E     PROC      NEAR
          PUSH     AX      ;<- SAVE ALL REGISTERS
          PUSH     BX
          PUSH     CX
          PUSH     DX
          PUSH     BP
          PUSH     SI
          PUSH     DI
          PUSH     DS
          PUSH     ES
          PUSHF
          MOV      SS_SP,REGIP,SP ;<- SAVE SS:SP
          MOV      SS_SP,REGCS,SS
          INT      02EH      ;<- DO INT 2E
          ASSUME   DS:NOTHING
          ASSUME   ES:NOTHING
          ASSUME   SS:NOTHING
          MOV      SS,SS_SP,REGCS ;<- RESTORE SS:SP
          ASSUME   SS:CODE
          MOV      SP,SS_SP,REGIP
          POPF      ;<- RESTORE ALL REGISTERS
          POP      ES
          ASSUME   ES:CODE
          POP      DS
          ASSUME   DS:CODE
          POP      DI
          POP      SI
    
```

continued

IF %k% == 1 GOTO a

Also, a program can save the current key-stroke value for future use, as in

SET previous=%k%

Direct Manipulation of Environment Variables

Another way to set environment variables from a program is to use the *COMMAND.COM* "back door." You do this by exploiting the undocumented interrupt 2Eh. INT 2E executes the command pointed to by DS:SI (the data-segment register offset by the source-index register). This command must be in the form of a command tail, a 1-byte command length followed by the command and a carriage return. Keep in mind that INT 2Eh affects the root environment. This means that if you have executed another copy of *COMMAND.COM* (which has its own copy of the environment), the execution of an INT 2Eh instruction will *not* affect the current (copied) environment.

The program *STRING.ASM* (see listing 5) is an extension of *ONEKEY*. *STRING* uses INT 2Eh to set an environment variable, also called *STRING*, to the value typed in by the user. As with *ONEKEY*, you must define the environment variable before you can use the *STRING* program; in this case, you should set it to the longest string you think you will ever want to enter from the keyboard.

STRING gets a text string from the keyboard, builds a string that starts SET *STRING*=<input string>, then executes that string using the undocumented INT 2Eh function. This last step causes the environment variable *STRING* to take on the value you typed in.

The *STRING.ASM* program starts with a definition of the *VECTOR* structure. This will be used in the INT 2Eh procedure to save and restore the stack. The DOS-buffered input function (the INT 21h call with the AH register set to 0C hexadecimal) uses *HOLDS*, *HAS*, and *INPUT* to read the keyboard input into memory starting at location *INPUT*. *INPUT* and *SET* will be used in the call to the INT 2Eh procedure. INT 2Eh pushes all registers and saves the SS and SP registers in *SS_SP*, performs the INT 2Eh that executes the SET *STRING*= statement, then restores the stack and all registers.

During execution of the main routine (at *START*), first free all unneeded memory by doing a DOS function 4A hexadecimal. (The calling program begins with control of the computer's entire address space. If no memory is freed, the INT 2Eh done later in the *STRING* program will fail because *COMMAND-*

continued

*"Finally,
a Powerful, Easy to Use, Versatile
Sales & Marketing
Program!"*

ONLY
\$99⁹⁵

SALES GENERATOR PLUS

A revolution in automating sales & marketing

SALES GENERATOR PLUS is so easy to use the beginner can amazingly have it running in minutes. The advanced user may be exploring new applications for this complete and powerful program several years from now. It features all the software tools necessary to conduct an effective sales campaign. Right at your fingertips without complicated commands, Sales Generator Plus can automate: Employment & Real Estate Agents • Service Organizations • Legal & Other professionals • Educational Institutions • Medical & Dental • Leasing • Insurance & other services • Consumer and Industrial Product Sales • And many many more.

FEATURES: Menu driven • record capacity limited only by disk space • support contract available • not copy protected • color and monochrome • works with any standard (ACSII) word processor or Sidekick • on demand a customer-by-customer communication history • automatic sales follow-up • telephone follow-up management • User definable reporting • Sales strategies can be defined by department head & follow the critical path of closing a sale • Intelligent record updating option • correspondence follow-up management • target customer selection report • sales performance reporting - daily, weekly, monthly, etc. by region, location, salesman, product or product group • customized on screen script • direct mail management • automatic mailing including conditional mail merging & nesting of data items, sentences and paragraphs • label and envelope printing • definable target market profiles • recognizes standard SIC codes etc. • significant dates • profile of target market and response profile each with 20 definable fields • up to 14 powerful selection criteria & data base ranges.

- appointment management & lists
- automated telephone followup
- import/export interfaces
- selection of sort criteria
- follow-up lists
- name & address lists
- phone lists
- runs on any IBM PC or compatible
- its versatility and features will amaze you.

FOR IMMEDIATE SHIPMENT
In US and Canada

1-800-268-8588

ONLY **\$99⁹⁵** In Hawaii & Alaska:
1-(416)-862-0017

Shipping & Handling \$ 5



SALES GENERATOR PLUS

Supersell Software Inc.
316 California Avenue, #990
Reno, Nevada,
89509

MASTERCARD
VISA
AMEX
DINERS CLUB



Trademarks: IBM-International Business Machines, Sidekick - Borland International

The Fast Cure For A Slowing Hard Disk



"Vopt is something of a miracle. It performs its disk reorganization chores in seconds, instead of the minutes and even hours some other utilities can take.

...a bargain, Vopt is fast, safe, effective, and even fun to use. What more could you want?"



**Glenn Hart, PC Magazine
May 12, 1987, Page 36.**

"The overall efficiency of my computer system was significantly improved."

**William G. Harrington,
The National Law Journal
June 29, 1987, Page 14.**

Vopt gives you faster hard disk access in seconds!

When DOS creates a file, it scatters file fragments over the disk surfaces. It takes time to collect those fragments when you need the data, so your system runs slower and slower as your files grow more fragmented.

Vopt organizes your files the way DOS should have written them--contiguously--so file retrieval is easy and fast!

\$49.95 \$3 shipping/handling.
CA add 6% sales tax.

GOLDEN BOW SYSTEMS



**2870 Fifth Avenue
Suite 201
San Diego, CA 92103
619/298-9349**

Vopt operates with DOS systems, including PS/2, with 512Kb RAM.
Vopt is a trademark of Golden Bow Systems.

BETTER BATCH FILES

```

POP      BP
POP      DX
POP      CX
POP      BX
POP      AX
RET
INT2E   ENDP

START    LABEL    NEAR
MOV      AH,04AH
MOV      BX,OFFSET FREE
DEC      BX
MOV      CL,4
SHR      BX,CL
INC      BX
INT      021H
MOV      AH,00CH           ;<- GET INPUT STRING
MOV      AL,00AH
MOV      DX,OFFSET HOLDS
INT      021H
XOR      CH,CH
MOV      CL,HAS
JCXZ     ERROR1
ADD      SET,CL
MOV      SI,OFFSET INPUT
MOV      DI,OFFSET SETTING
REP      MOVSB
XOR      BH,BH
MOV      BL,SET
MOV      SET[BX][1],OODH
MOV      SI,OFFSET SET
CALL     INT2E
EXIT     LABEL    NEAR           ;<- EXIT
MOV      AH,04CH
INT      021H
ERROR1   LABEL    NEAR
MOV      AL,1
JMP      EXIT
FREE     LABEL    BYTE
CODE     ENDS
END      IP           ;<- REQUIRED FOR .COM FILE
    
```

.COM will have no memory at its disposal.) Then STRING executes DOS function 0C hexadecimal to clear the keyboard buffer and put keyboard input into the memory location starting at location INPUT.

The string is then moved to SETTING, where it finishes the SET STRING= string. In addition, the program corrects the length byte at location SET and ends the string with a carriage return. If the user doesn't enter a string, the program returns with an error level of 1. Otherwise, it executes the INT 2Eh routine (thus changing the value of the STRING variable) and returns to the calling program by executing DOS function 4C hexadecimal (terminate a process).

Using the Programs

Batch files were originally designed to eliminate the need to retype a routine set of commands, and the use of replaceable parameters lets you change what the batch file does *when you start its execution*. By using the programs in this article, you can now influence what the

batch file does *while it's executing*, which is a more natural and potentially more powerful form of control. In addition, the STRING and TOPATH commands allow you to change to a new directory based on a user-specified directory name.

You can use these commands in several important ways. If you have a hard disk, you can use them to automate some of the inevitable housekeeping tasks. You can also create a menu-driven shell that lets you (or someone unfamiliar with the computer) perform certain tasks easily and without error. ■

BIBLIOGRAPHY

- Disk Operating System Version 3.00*, IBM Corp., Boca Raton, FL, 1984.
- Shaw, R. H. "A User's Guide to the DOS Environment." *PC* magazine, March 31, 1987, page 287.
- Shaw, R. H. "Expanding the DOS Environment," *PC* magazine, April 14, 1987, page 295.
- Technical Reference Personal Computer AT*, IBM Corp., Boca Raton, FL, 1984.



The Right Business Connections... Made Easy

If you use more than one computing device in your office, you and your colleagues probably waste many hours making connections and changing settings—hours you'd rather devote to real business.

A Newbridge *MainStreet*™ system takes care of the equipment connections—once and for all—while you take care of business.

With a single *MainStreet* controller you'll have a complete "Desktop Network" for up to 48 equipment connections.



Even larger interdepartmental networks can be created by linking controllers.

EasyStreet™ software brings the network to your PC, letting you "select and connect" to any equipment in the network, perform secure file transfers without interruptions to others, conduct

split-screen conversations with colleagues, emulate terminals and queue for busy devices.

Whether your company is big or not so big, you'll be surprised how quickly your *MainStreet* desktop network leads to greater productivity. At an amazingly low price*... and isn't that your bottom line?

Desktop Networking NEWBRIDGE

Newbridge Networks Inc.

1-800-332-1080
13873 Park Center Road,
Suite 160
Herndon, VA 22071
(703) 834-3600

Newbridge Networks Corporation

1-800-267-6246
1051 Baxter Road
Ottawa, Ontario K2C 3P2
(613) 726-1601

Newbridge Networks Limited

0-800-373799
22 Welsh Street
Chepstow, Gwent, UK NP6 5LL
Tel. 02912 6896

Newbridge, MainStreet and the Newbridge logo are trade marks of Newbridge Networks Corporation. Copyright 1987 MS-DOS is the registered trademark of Microsoft Corporation.

** About one tenth the cost of most LANs—another good reason to contact Newbridge today.*



For more information call from your modem **703-834-1080** (0 - 1200 baud, 8 bit, no parity, 1 stop bit) and enter the access code **MAINST7** when prompted.



Actual unretouched screen image.



Actual unretouched screen image.

Screen stars with The Visible Edge.

What gives Princeton's new generation of screen stars the Visible Edge is a screen image of incomparable clarity and resolution. Where brilliant colors and infinite shades of gray, with striking contrast and dimension, are commonplace.

The versatility of the Princeton family of monitors gives the new generation (and present generation) of computers, the greatest autosynchronous horizontal/vertical scan range combination available. The clarity of .28mm dot pitch. 1050x770 display resolution. And the entire spectrum of color, with the ease and comfort that can only accompany an ergonomically designed monitor.

Experience a world of unlimited vision. And the technology that's made our high level of quality, service, value and performance, second nature. Experience the Visible Edge. And see what we do best. For more information call (609) 683-1660 x 100.

PSC-28



IBM PS/2 COMPATIBLE

PSM-03



ULTRASYNC



IBM PC/XT/AT & PS/2 Macintosh II COMPATIBLE

MAX-15



PRINCETON
GRAPHIC SYSTEMS
THE VISIBLE EDGE

Circle 185 on Reader Service Card

601 Ewing Street, Building A, Princeton, New Jersey 08540 (609) 683-1660

World Radio History

A close look at a growing lineage

IBM PC Family BIOS Comparison

by Jon Shiell

In the two years since the first BIOS comparison table appeared in *BYTE* [Editor's note: See the "IBM PC Family BIOS Comparison" in *BYTE's* Inside the IBM PCs, Fall 1985], the number of machines in the family has more than doubled. This article presents an expanded and updated BIOS table. Except for the Model 30, the PS/2 systems actually have two versions of the BIOS in their ROMs. The first version, for use in real mode and compatible with the BIOS in the prior PCs, is covered in this article. The other BIOS is for use with the OS/2 operating system and will not be covered here.

As the PC family has grown, there have been additions and deletions to the basic hardware set of the machines. (Because the Model 25 was only recently introduced, detailed information on its BIOS was not available for this article.) This article attempts to provide a comparative perspective of the various Basic I/O System (BIOS) features. If you wish to program on one machine, this article can help determine which functions apply across all machines in the family.

Table 1 gives the system configurations for IBM PC computers, with the exception of the 3270 PC. Table 2 describes the ROM BIOS interrupt vectors; table 3 lists BIOS video modes; and table 4 lists low-memory reserved addresses. Table 5 describes hardware interrupt request lines; table 6 covers Expanded Memory Specification (EMS) function-call interfaces. Table 7 covers multitasking hooks using interrupt 15; table 8 gives BIOS extension addresses; and table 9 lists the



NETBIOS modifications and additions to DOS.

The purpose of the BIOS is to present a common interface to the program, be it an applications program or an operating system, to minimize the amount of code that must be rewritten when using different machines. The BIOS lets the programmer isolate hardware dependence to a single set of primitive routines. What you gain from this is portability and compatibility between different hardware en-

vironments. At the same time, you retain almost all the speed and control of direct hardware access.

The BIOS is made up of the code and programs that provide the device-level control for the major I/O devices in the system. In the IBM PC family, the BIOS is contained in ROM on the system board, along with cassette BASIC and a set of routines (called POST, for power-on self test) that check out the machine when you turn it on.

The BIOS creates hardware independence by providing a level of indirection and separation from the hardware. For example, when using a BIOS call to send a character to a printer, a programmer doesn't need to know what the I/O address of the printer port is or how to control it.

The BIOS is normally invoked via a set of interrupts vectored into various BIOS entry points. Other interrupt vectors are used to service hardware interrupts, such as "disk operation finished." In practical terms, the software invokes the BIOS by loading the appropriate registers in the microprocessor and issuing an

INT instruction. For example,

```
MOV AH,0 ; Load AH with the BIOS
          ; function code for
          ; "print the character
          ; in register AL"
```

continued

Jon Shiell is a contributing editor at BYTE. He can be reached c/o BYTE, One Phoenix Mill Lane, Peterborough, NH 03458.

IBM PC FAMILY BIOS COMPARISON

Table 1: System configurations for the IBM PC family of computers.

Feature	PC	PC XT	PCjr	PC AT	PC AT 3x9	XT/2	XT/286	PC CVT	PS/2 30	PS/2 50	PS/2 60	PS/2 80	Comments
Model byte	FF	FE	FD	FC	FC	FB	FC	F9	FA	FC	FC	F8	@ FFFF
Type byte	N/U	N/U	N/U	N/U	01	01	02	00	00	04	05	00	
BIOS level	N/U	N/U	N/U	N/U	00	00	00	00	00	00	00	00	
Hardware configuration	N/U	N/U	N/U	N/U	70	D0	70	38	FA	F6	F6	F6	Note 1
Processor type	8088	8088	8088	80286	80286	8088	80286	80C88	8086	80286	80286	80386	
Processor speed	4.77	4.77	4.77	6	8	4.77	6, 0 WS	4.77	8	10	10	16/20	Note 2; 1 wait state (WS) unless otherwise noted.
Num coprocessor speed	4.77	4.77	4.77	4	5.3	4.77	6	4.77	8	10	10	16/20	
DMA speed	4.77	4.77	4.77	3	4	4.77	3	4.77	4	10	10	8/10	
Bus width	8	8	8	16	16	8	16	8	8	16	16	32	Note 3
Maximum memory (in bytes)	640K	640K	640K	15M	15M	640K	15M	512K	640K	16M	16M	>16M	Note 4
8-bit DMA channels	4	4	0	4	4	4	4	3	4	4	4	4	Note 5
16-bit DMA channels	0	0	0	3	3	0	3	0	0	3	3	3	
Timer channels 0 and 2	●	●	●	●	●	●	●	●	●	●	●	●	Note 6
Timer channel 1	●	●	●	●	●	●	●	○	●	●	●	●	Note 7
System clock	○	○	○	●	●	○	●	●	●	●	●	●	Note 8
Number of function keys	10	10	10	10	10/12	10/12	10/12	12	12	12	12	12	Note 9

Notes:

All memory addresses and interrupts are in hexadecimal. The PC AT 3x9 models are the 319 and 339. The older models are the 099, 068, and 239. The PS/2 Model 25 has the same system configuration as the Model 30, except it has no hard disk and a different model version in the BIOS.

● = Yes; ○ = No; N/U = not used.

- Configuration parameters, INT 15 (AH=0C0) returns a pointer to a block with the following format:

DW	8	Length of following table
DB	Model__byte	System model; see hardware table for specific values
DB	Type__byte	System model type
DB	BIOS__level	BIOS revision level
DB	HW__config	10000000 = DMA channel 3 used by fixed disk BIOS
		01000000 = Cascaded interrupt Level 2
		00100000 = Real-time clock available (RT/CMOS RAM chip)
		00010000 = Keyboard scan code hook 1A (PC AT and XT 286)
		00010000 = Keyboard intercept (INT 15, AH=41) supported (PC CVT and PS/2)
		00001000 = Wait on external event (INT 15, AH=41) supported (PC CVT); reserved on PS/2 systems
		00000100 = Extended BIOS data area allocated
		00000010 = Micro Channel system
		00000001 = Reserved
DW	0	Reserved
DW	0	Reserved

The PC XT 2 (Model 5160, model = FB, type = 01, BIOS date 01/10/86) returns an incorrect value for the configuration parameter. The incorrect value indicates that the level 2 interrupt is cascaded into another interrupt controller, and that DMA channel 3 is not used by the system BIOS when a hard disk is installed.

- In the PCjr, the video is mapped into the lower 128K bytes of memory. Accesses to that area tend to be 50 percent slower than accesses for a normal PC. The PC CVT uses static CMOS RAM, so it needs no refresh cycles; thus, programs may run slightly (up to 5 percent) faster than expected. The PS/2 Model 80 comes in two speeds—16 MHz and 20 MHz, both with one wait state.
- The PS/2 Model 30's memory is 16 bits, but the I/O bus is the 8-bit PC bus.
- The PCjr has up to 128K bytes of internal memory; full expansion requires sidecars. The PS/2 Model 80 supports 32-bit memory addresses, so in theory you could put up to 4 gigabytes in one.
- The PC CVT doesn't need to use one channel for dynamic RAM refresh, so its channel 3 acts like a PC's channel 4.
- The PC CVT supports only modes 0, 2, 3, and 4 on channel 0.
- Use depends on model (mostly refresh timing).
- RT/CMOS RAM chip; PC CVT does not save configuration here.
- The PC XT Models 089, 268, and 278 have the new keyboard; the other three models have the old keyboard. The PC AT Model 339 has the new keyboard, and the Model 319 has the old keyboard. The PC CVT generates function keys F11 and F12 with multiple keystrokes.

"We need a powerful relational database"



"But we need a high performance spreadsheet"



It's a Win-Win with Open Access II The Most Powerful Database and Spreadsheet Available in An Integrated Package

The arguments for integrated software used to be convenience, ease of use, and shortened learning curve. The argument against it was no power. The argument is over. According to our users, the primary reason for their purchase of Open Access II is the power of the relational database and the spreadsheet with 3-D graphics, followed by convenience and ease of use. And, by the way, this database and spreadsheet are integrated with a word processor, communications and desk accessories.

strengthened its position as a software developer's power tool.

Accounting Access is now available for customized bookkeeping with Open Access II.

Also, Filling Your Network Needs

Local Area Network users around the world are singing the praises of Open Access II Network. So is the press, Infoworld calls it "an excellent value... may be one of the software bargains of the year." LAN Magazine says "... a sharp product... a unique and interesting spreadsheet locking scheme."

Nose-to-Nose Comparison Chart

	Database	Form Query	Report Generator	Query Processor	Relational Database	Graphics	3-D Graphics	Spreadsheet	Goal Seeking	Work Processor	Communications	Time Management
Open Access II	✓	✓	✓	✓	✓	✓	✓	✓	✓	✓	✓	✓
Symphony	✓	✓	✓			✓		✓		✓	✓	✓
Framework	✓	✓	✓			✓		✓		✓	✓	✓

What's New in Open Access II

Meeting the challenge of advanced hardware technology, Open Access II update version 2.05 includes graphics drivers for the IBM Personal Systems/2, extended memory support, math co-processor support (8087/80287) and 37 other additions and alterations.

Developers Delight

The power and flexibility available in this package makes it an ideal software choice for developers of complex vertical applications, developers in need of large databases with sophisticated programming capabilities. With the addition to our product line of Runtime System and our upcoming compiler, Open Access II has

Software Products International

10240 Sorrento Valley Road · San Diego, California 92121

Test Drive - \$19.95

We invite you to experience the power, flexibility, and performance available in this integrated package by test driving Open Access II with our Demo Tutorial. For only \$19.95 you can experience this software, limited only by file size restrictions.

Call **800-521-3511**

(if you're in California call **800-621-7490**).

Order your Demo Tutorial today, it's a powerful experience.

"I always get what I want"



"Me too!"

Open Access II users call for update trade-in information.

IBM PC FAMILY BIOS COMPARISON

Table 2: ROM BIOS interrupt vectors.

Interrupt	Function code	PC	PC XT	PCjr	PC AT	XT /2	XT /286	PS CVT	PS/2 30	PS/2 other	BIOS Comments	
0	N/A	●	●	●	●	●	●	●	●	●	Divide by zero trap	
1	N/A	●	●	●	●	●	●	●	●	●	Single-step mode (used by debug)	
2 NMI	N/U	●	●	○	●	●	○	○	●	○	Parity check routine	
	N/U	●	●	○	○	●	○	○	●	○	Coprocessor interrupt (directly)	
	N/U	○	○	○	●	○	●	○	○	●	Coprocessor interrupt (via redirection from Int 75, IRQ 13)	
	N/U	○	○	●	○	○	○	●	○	○	Keyboard interrupt routine (with data ready)	
	N/U	○	○	○	○	○	○	●	○	○	I/O channel check	
	N/U	○	○	○	○	○	○	○	●	○	Disk-controller power-on request	
	N/U	○	○	○	○	○	○	○	●	○	System suspend	
	N/U	○	○	○	○	○	○	○	○	○	●	Real-time clock (periodic, update-ended, or alarm interrupt)
	N/U	○	○	○	○	○	○	○	○	○	●	System watchdog timer, time-out interrupt (IRQ0 interrupt missed)
N/U	○	○	○	○	○	○	○	○	○	●	Uchannel DMA timer, time-out interrupt (DMA burst greater than 7.8 microseconds)	
3	N/A	●	●	●	●	●	●	●	●	●	Breakpoint (used by debug)	
4	N/A	●	●	●	●	●	●	●	●	●	Overflow trap	
5	N/A	●	●	●	●	●	●	●	●	●	Print-screen function (uses address 50:0 for status)	
6	N/U	○	○	○	○	○	○	○	○	○	Reserved	
7	N/U	○	○	○	○	○	○	○	○	○	Reserved	
8 (IRQ 0)	N/A	●	●	●	●	●	●	●	●	●	Timer interrupt handler (entered about 18.2 times per second)	
9 (IRQ 1)	N/A	●	●	●	●	●	●	●	●	●	Keyboard interrupt handler	
A (IRQ 2)	N/A	○	○	○	●	○	○	○	○	●	Cascade for IRQ8 to IRQ15	
	N/A	○	○	○	○	○	○	○	○	●	EGA Vertical retrace interrupt for EGA and VGA	
B (IRQ 3)	N/A	●	●	●	●	●	●	●	●	●	COM2: controller (e.g., serial port) hardware interrupt entry	
C (IRQ 4)	N/A	●	●	●	●	●	●	●	●	●	COM1: controller (e.g., serial port) hardware interrupt entry	
D (IRQ 5)	N/A	●	●	○	●	●	○	○	●	○	Alternate printer LPT2: (PC AT's 80287 initial-interrupt entry)	
	N/A	○	●	○	○	○	○	○	○	○	Hard disk controller	
	N/A	○	○	●	○	○	○	○	○	○	Vertical retrace interrupt (display)	
E (IRQ 6)	N/A	●	●	●	●	●	●	●	●	●	Disk-controller interrupt entry	
F (IRQ 7)	N/A	●	●	●	●	●	●	●	●	●	Parallel printer, LPT1:	
10 Video I/O	0	●	●	●*	●	●	●	●	●	●	EGA Set CRT mode	
	1	●	●	●	●	●	●	●	●	●	Set cursor type	
	2	●	●	●	●	●	●	●	●	●	Set cursor position	
	3	●	●	●	●	●	●	●	●	●	Read cursor position	
	4	●	●	●	●	●	●	●	○	○	Read light-pen position	
	5	●	●	●*	●	●	●	●	●	●	Select active display page	
	6	●	●	●	●	●	●	●	●	●	Scroll active page up	
	7	●	●	●	●	●	●	●	●	●	Scroll active page down	
	8	●	●	●	●	●	●	●	●	●	Read attribute/character at current cursor position	
	9	●	●	●	●	●	●	●	●	●	Write attribute/character at current cursor position	
	0A	●	●	●*	●	●	●	●	●	●	Write character only at current cursor position	
	0B	●	●	●*	●	●	●	●	●	●	Set color palette	
	0C	●	●	●	●	●	●	●	●	●	Write dot	
	0D	●	●	●	●	●	●	●	●	●	Read dot	
	0E	●	●	●	●	●	●	●	●	●	Teletype write to active page	
0F	●	●	●	●	●	●	●	●	●	Return current video state		
10	○	○	●	○	○	○	○	○	○	●	EGA Set palette registers	
11	○	○	○	○	○	○	○	○	○	●	EGA Character-generator routine	
12	○	○	○	○	○	○	○	○	○	●	EGA Alternate select	
13	○	○	○	●	○	○	○	○	○	●	EGA Write string (with optional attributes)	
14	○	○	○	○	○	○	○	○	○	●	Load LCD character font or set LCD high-intensity substitute	
15	○	○	○	○	○	○	○	○	○	○	Return active-display type and parameters	
1A	○	○	○	○	○	○	○	○	○	●	Read/write display combination code	
1B	○	○	○	○	○	○	○	○	○	●	Return functionality/state information	

IBM PC FAMILY BIOS COMPARISON

Interrupt	Function code	PC	PC XT	PCjr	PC AT	XT /2	XT /286	PS CVT	PS/2 30	PS/2 other	BIOS	Comments	
Sound select	0A	○	○	○	○	●	○	○	●	●		Read system-timer day counter	
	0B	○	○	○	○	●	○	○	●	●		Set system-timer day counter	
	80	○	○	●	○	○	○	○	○	○		Set up sound multiplexer	
1B	N/U	●	●	●	●	●	●	●	●	●		Keyboard break address	
1C	N/U	●	●	●	●	●	●	●	●	●		Timer tick	
1D	N/U	●	●	●	●	●	●	●*	●	●		Video parameters for 6845 initialization	
1E	N/U	●	●	●	●	●	●	●	●	●		Dis parameters	
1F	N/U	●	●	●	●	●	●	●	●	●		Graphics character extension for modes 4, 5, and 6	
20		○	○	○	○	○	○	○	○	○		DOS program terminate	
21		○	○	○	○	○	○	○	○	○	NB	DOS function call	
22		○	○	○	○	○	○	○	○	○		DOS terminate address (don't issue this INT)	
23		○	○	○	○	○	○	○	○	○		DOS control-break exit address (don't issue this INT)	
24		○	○	○	○	○	○	○	○	○		DOS fatal-error vector	
25		○	○	○	○	○	○	○	○	○		DOS absolute disk read	
26				○			○	○	○	○		DOS absolute disk write	
27		○	○	○	○	○	○	○	○	○		DOS terminate, stay resident (instead, use INT21, AH=31)	
28		○	○	○	○	○	○	○	○	○		Used internally by DOS	
29		○	○	○	○	○	○	○	○	○		Reserved for DOS	
2A		○	○	○	○	○	○	○	○	○		Used by NETBIOS	
2B		○	○	○	○	○	○	○	○	○		Reserved for DOS	
2C		○	○	○	○	○	○	○	○	○		Reserved for DOS	
2D		○	○	○	○	○	○	○	○	○		Reserved for DOS	
2E		○	○		○	○		○	○	○		Reserve for DOS	
2F		○	○	○	○	○	○	○	○	○		NB Interprocess multiplex interrupt (see notes)	
	1	○	○	○	○	○	○	○	○	○		Call resident part of PRINT	
	2	○	○	○	○	○	○	○	○	○		Call resident part of ASSIGN	
	10	○	○	○	○	○	○	○	○	○		Call resident part of SHARE	
	B7	○	○	○	○	○	○	○	○	○		Call resident part of APPEND	
30 to 3F		○	○	○	○	○	○	○	○	○		Reserved for DOS	
40	N/U	○	●	○	●	●	○	●	●	●		Points to disk BIOS entry	
41	N/U	○	●	○	●	●	○	●	●	●		Pointer to first hard disk, parameter block (not ESDI disks)	
42	N/U	○	○	○	○	○	○	○	●	●	EGA	Points to screen BIOS entry	
43	N/U	○	○	○	○	○	○	○	●	●	EGA	Pointer to EGA initializing parameters	
44	N/U	○	○	○	○	○	○	○	●	●	EGA	Pointer to EGA graphics character table	
	N/U	○	○	●	○	○	○	○	●	●		Pointer to lower graphics character table	
45	N/U	○	○	○	○	○	○	○	○	○		Reserved	
46	N/U	○	○	○	●	○	○	○	●	●	○	○	Pointer to second hard disk, parameter block (not ESDI disks)
47	N/U	○	○	○	○	○	○	○	○	○		Reserved	
48	N/U	○	○	●	○	○	○	○	○	○		Cordless keyboard translation	
49	N/U	○	○	●	○	○	○	○	○	○		Nonkeyboard scan-code translation table address	
4A	N/U	○	○	○	○	○	○	○	●	●	●		Real-time clock alarm
4B to 4F	N/U	○	○	○	○	○	○	○	○	○		Reserved	
50	N/U	○	○	○	○	○	○	○	○	○		Periodic alarm interrupt from timer	
51 to 59	N/U	○	○	○	○	○	○	○	○	○		Reserved	
5A	N/U	○	○	○	○	○	○	○	○	○	CLU	Cluster adapter BIOS-entry address	
5B	N/U	○	○	○	○	○	○	○	○	○		Reserved	
5C		○	○	○	○	○	○	○	○	○	NB	NETBIOS entry point	
5D to 5F	N/U	○	○	○	○	○	○	○	○	○		Reserved	
60 to 66	N/U	○	○	○	○	○	○	○	○	○		Reserved for user program interrupts	

IBM PC FAMILY BIOS COMPARISON

Interrupt	Function code	PC	PC XT	PCjr	PC AT	XT /2	XT /286 CVT	PS	PS/2 30	PS/2 other	BIOS	Comments
67	N/U	○	○	○	○	○	○	○	○	○		Reserved for user program interrupts, LIM EMS interrupt entry
68 to 6B	N/U	○	○	○	○	○	○	○	○	○		Not used
6C	N/U	○	○	○	○	○	○	●	○	○		System resume vector
6D to 6F	N/U	○	○	○	○	○	○	○	○	○		Not used
70 (IRQ 8)	N/U	○	○	○	●	○	●	○	○	●		Real-time clock INT
71 (IRQ 9)	N/U	○	○	○	●	○	●	○	○	●		Redirected to IRQ2
72 (IRQ 10)	N/U	○	○	○	●	○	●	○	○	●		
73 (IRQ 11)	N/U	○	○	○	●	○	●	○	○	●		
74 (IRQ 12)	N/U	○	○	○	●	○	●	○	○	●		PS/2 others: mouse interrupt
75 (IRQ 13)	N/U	○	○	○	●	○	●	○	○	●		Coprocessor, BIOS redirect to NMI interrupt (INT 2)
76 (IRQ 14)	N/U	○	○	○	●	○	●	○	○	●		Hard disk controller
77 (IRQ 15)	N/U	○	○	○	●	○	●	○	○	●		
78 to 7F		○	○	○	○	○	○	○	○	○		Not used
80 to 85		○	○	○	○	○	○	○	○	○		Reserved by BASIC
86 to F0		○	○	○	○	○	○	○	○	○		Used by BASIC when the BASIC interpreter is running
F1 to FF		○	○	○	○	○	○	○	○	○		Reserved for user program interrupts

Notes:

tv = Topview function.
 NB = NETBIOS alters this function.
 EGA = Enhanced graphics adapter (and video graphics array) function.
 N/U = Not used.
 D = Used for diagnostics only.

○ = Not supported.
 ● = Supported.
 ●* = A superset is supported.
 \$ = These INT 15 functions are just operating system hooks. They perform no BIOS-level functions.
 3x9 = Only on PC AT Models 319 and 339.
 339 = Only on PC AT Model 339.

All PC AT interrupts are valid for real mode only. The PC Portable, PC/370, and 3270 PC all use the PC XT BIOS. The AT/370 uses the PC AT BIOS. PS/2 other systems are the Micro Channel systems and the Models 50, 60, and 80. The Typematic rate of the 84-key PC AT keyboard is programmable, but no explicit BIOS support is provided. Also, the AT's

keyboard has an internal 16-key buffer. When a hard disk is present, the INT 13 disk interrupt is rerouted to INT 40 and INT 13 points to the hard disk BIOS. For the multiplex interrupt (INT 2F), AH contains the identification of the routine to be called, where IDs 00-7F are reserved for DOS and C0-FF are reserved for user applications. AL contains the function code.

Table 3: BIOS video modes.

Mode	Type	Max colors	Alpha format	Buffer start	Display size	Box size	Max pages	Supporting cards	
0, 1	A/N	16	40×25	B8000	320×200	8×8	8	PCjr, CGA, PC CVT, EGA, and PS/2 others	
					320×350	8×14	8		EGA and PS/2 others
					320×400	8×16	8		PS/2 Model 30
					360×400	9×14	8		PS/2 others
2, 3	A/N	16	80×25	B8000	640×200	8×8	4	PCjr, CGA, and PC CVT	
					640×200	8×8	8		EGA and PS/2 others
					640×350	8×14	8		EGA and PS/2 others
					640×400	8×16	8		PS/2 Model 30
					720×400	9×16	8		PS/2 others
4, 5	APA	4	40×25	B8000	320×200	8×8	1	PCjr, CGA, EGA, and all PS/2 systems	
6	APA	2	80×25	B8000	640×200	8×8	1	PCjr, CGA, EGA, and all PS/2 systems	

continued

IBM PC FAMILY BIOS COMPARISON

Mode	Type	Max colors	Alpha format	Buffer start	Display size	Box size	Max pages	Supporting cards
7	A/N	Mono	80x25	B0000	720x350	9x14	1	MDA and PC CVT
					720x350	9x14	8	EGA and PS/2 others
					720x400	9x16	8	PS/2 others
					640x200	8x8	4	PC CVT
8	APA	16	20x25	B8000	160x200	8x8	1	PCjr
9	APA	16	40x25	B8000	320x200	8x8	1	PCjr
A	APA	4	80x25	B8000	640x200	8x8	1	PCjr
B, C			-Reserved-					
D	APA	16	40x25	A0000	320x200	8x8	8	EGA and PS/2 others
E	APA	16	80x25	A0000	640x200	8x8	4	EGA and PS/2 others
F	APA	Mono	80x25	A0000	640x350	8x14	2	EGA and PS/2 others
10	APA	16	80x25	A0000	640x350	8x14	2	EGA and PS/2 others
11	APA	2	80x30	A0000	640x480	8x16	1	All PS/2 systems
12	APA	16	80x30	A0000	640x480	8x16	1	PS/2 others
13	APA	256	40x25	A0000	640x480	8x8	1	All PS/2 systems

Notes

APA = All points addressable (i.e., graphics mode)

A/N = Alphanumeric (i.e., text-only mode)

CGA = Color Graphics Adapter

MDA = Monochrome Display Adapter

EGA = Enhanced Graphics Adapter

The cursor is not displayed in APA modes.

Modes 0, 2, and 5 are identical to modes 1, 3, and 4, except color burst is not enabled. (This doesn't affect RGB displays.)

LOOK!
It's Flowcharting II+!

The ultimate fast track tool—for internal auditors, public auditors, secretaries, engineers, managers and line leads. Performance power WITH A PLUS, for even faster and easier construction, editing and printing of flow charts and org charts.

- Text auto centering
- Smart line mode
- Internal mouse driver
- 10 styles of text font
- Ega support
- Comprehensive, friendly manual

Give your charts the PLUS for only \$229* Contact your local software dealer—or call us.

PATTON & PATTON

Software Corporation

81 Great Oaks Blvd., San Jose, CA 95119
 1-800/672-3470, ext. 897 California
 1-800/538-8157, ext. 897 Outside California
 408/629-5044 International
 *plus shipping. In California add tax.

Excellence in charting the flow of ideas

Table 4: Low-memory reserved addresses.

00000-002FF	System interrupt vectors
00300-003FF	System interrupt vectors, power-on and bootstrap stack area
00400-004EF	BIOS data area
00400-00406	COM1: to COM4: I/O port base addresses, one word each.
00407-00408	LPT1: to LPT4: * I/O port base addresses, one word each.
00409-0040F	Reserved
00410-00411	Equipment flag word, returned in AX register by INT 11.
	Bits Meaning
	14-15 Number of printers attached (0 to 3, LPTs)
	13 Internal modem installed (PC CVT) or serial printer installed (PCjr)
	12 Joystick installed
	9-11 Number of COM devices (0 to 4, COMs)
	8 Unused (PCjr only; DMA chip present on system)
	6-7 Number of disk drives (if bit 0 is 1; 00=1, 01=2, 10 and 11 not used)
	4-5 Initial video mode
	00 Unused
	01 40 × 25 BW using color card
	01 80 × 25 BW using color card
	11 Monochrome card
	2-3 Unused, or, in the PC, old PC XT, and PCjr, planar RAM size; 00=16K bytes, 01=32K bytes, 10=48K bytes, 11=64K bytes
	1 Math coprocessor installed (unused on PCjr and PC CVT)
	0 IPL disk installed.
00412	Reserved, except in PC CVT power-on self-test status
00413-00414	Memory size in K bytes (0 to 640)
00415-00416	Reserved
00417	Keyboard Control
	Bits Meaning
	7 Insert locked
	6 Caps Lock locked
	5 Num Lock locked
	4 Scroll Lock locked
	3 Alt key pressed
	2 Control key pressed
	1 Left shift key pressed
	0 Right shift key pressed
00418	Keyboard Control
	Bits Meaning
	7 Insert key pressed
	6 Caps Lock key pressed
	5 Num Lock key pressed
	4 Scroll Lock key pressed
	3 Pause locked
	2 System request key pressed
	1 Left Alt key pressed
	0 Left Control key pressed
00419	Alternate keypad entry
0041A-0041B	Keyboard buffer head pointer
0041C-0041D	Keyboard buffer tail pointer
0041E-0043D	32-byte keyboard buffer
0043E-00448	Disk drive data area
00449-00466	Video-control data area 1
00467-0046A	Reserved, except PS/2 others, 00472= pointer to reset code upon system reset when memory is preserved.
0046B	Reserved
0046C-0046F	Timer counter
00470	Timer overflow
00471	Break key state
00472-00473	Reset flag
	Bits Meaning
	1234 Bypass memory test
	4321 Preserve memory (PS/2 other only)
	5678 System suspended (PC CVT only)
	9ABC Manufacturing test mode (PC CVT only)
	ABCD System POST loop mode (PC CVT only)

IBM PC FAMILY BIOS COMPARISON

00474-00477	Hard disk drive data area
00478-0047B	LPT1: to LPT4: * time-out values, 1 byte each.
0047C-0047F	COM1: to COM4: time-out values, 1 byte each.
00480-00481	Keyboard buffer start offset pointer
00482-00483	Keyboard buffer end offset pointer
00484-0048A	Video control data area 2
0048B-00495	Disk drive/hard disk drive control-data area (XT/2, AT, XT/286, and all PS/2s)
00496	Keyboard mode state and type flags
00497	Keyboard LED flags
00498-00499	Offset address to user wait complete flag
0049A-0049B	Segment address to user wait complete flag
0049C-0049D	User wait count in microseconds, low word
0049E-0049F	User wait count in ms, high word
004A0	Wait active flag
	Bits Meaning
	7 Wait-time elapsed and posted flag
	6-1 Reserved
	0 INT 15, AH=86, Wait, has occurred.
004A1-004A7	Reserved
004A8-004AB	Pointer to video parameters and overrides
004AC-004EF	Reserved
004F0-004FF	Applications program communication area
500	Print screen-status flag
504	Single-drive mode status byte
00510-00521	Used by BASIC
00522-0052F	Used by DOS for disk initialization
00530-00533	Used by MODE command
00534-005FF	Reserved for DOS

* PS/2 systems don't support LPT4:.

Table 5: Hardware interrupt request lines.

Hardware interrupt request line	PC and PC/XT and PS/2 Model 30	PCjr	PC CVT	PC AT and XT/286	PS/2 Models 50, 60, 80
NMI	See notes	Keyboard interrupt	See notes	Parity errors	See notes
IRQ 0	Timer	Timer clock interrupt	Timer output 0	Timer output 0	Timer output 0
IRQ 1	Keyboard	I/O channel (reserved)	Keyboard (buffer full)	Keyboard (buffer full)	Keyboard (buffer full)
IRQ 2	Reserved	I/O channel	Reserved	Cascade for 8 to 15	Cascade for 8 to 15
IRQ 3	Serial port 2	Serial port 2	Serial port 2	Serial port 2	Serial port 2
IRQ 4	Serial port 1	Modem or serial port 1	Modem or serial port 1	Serial port 1	Serial port 1
IRQ 5	Hard disk (not PC)	Display vertical retrace	Reserved	Parallel port 2	Reserved
IRQ 6	Disk control	Disk	Disk control	Disk control	Disk control
IRQ 7	Parallel port 1	I/O channel (parallel printer)	Parallel port 1	Parallel port 1	Parallel port 1
IRQ 8*				Real-time clock	Real-time clock
IRQ 9				Redirected to IRQ2	Redirected to IRQ2
IRQ 10				Reserved	Reserved
IRQ 11				Reserved	Reserved
IRQ 12				Reserved	Mouse
IRQ 13				Coprocessor	Coprocessor
IRQ 14				Hard disk controller	Hard disk controller
IRQ 15				Reserved	Reserved

* Interrupts 8 to 15 are not available on the PC, PC XT, PCjr, PC CVT, and PS/2 Model 30.

Notes:

PC, PC XT, and PS/2 Model 30 use NMI for parity errors and numeric coprocessor interrupt.

PC CVT uses NMI for I/O channel check, disk power-on request, keyboard, real-time clock alarm, or system suspend.

PS/2 Models 50, 60, and 80 use NMI for parity errors, I/O channel check, watchdog timer, and arbitrator time-out.

IRQ 3 and 4 (except in the PC CVT) may be used by SDLC or bisynchronous communication cards instead of serial ports.

Table 6: Expanded EMS function-call interfaces. This covers version 3.2 and is accessed via interrupt 67.

AH =	Function
40	Get manager status
41	Get page frame segment
42	Get number of pages
43	Get handle and allocate memory
44	Map memory
45	Release handle and memory
46	Get EMS version
47	Save mapping context
48	Restore mapping context
49	Get I/O port address
4A	Get logical-to-physical-page mapping
4B	Get number of EMM handles
4C	Get pages owned by handle
4D	Get pages for all handles
4F-5F	Reserved
60	Get physical window array

Table 7: Multitasking hooks using Interrupt 15.

Wait Function (AH=90, AL=type code). Used to tell the OS task dispatcher to dispatch another task while the current task waits for its I/O operation to finish.

Post Function (AH=91, AL=type code). I/O operation complete, which can be used to inform the OS task dispatcher that an I/O operation for a waiting task has completed, and the task should now be moved to the ready queue.

Type codes for Wait and Post functions

- 00-7F** Serially reusable device; OS must serialize access.
 - 00 Disk (time-out)
 - 01 Disk (time-out)
 - 02 Keyboard (no time-out)
 - 03 Pointing device (time-out)
- 80-BF** Reentrant devices; ES:BS points to a unique control block.
 - 80 Network (no time-out), ES:BX points to network control block.
- C0-FF** Wait-only calls, no complementary Post function.
 - Time-out on nonoccurrence of event.
 - FC Fixed-disk reset, PS/2 only (time-out)
 - FD Disk drive motor start (time-out)
 - FE Printer (time-out)

```
MOV AL, 'B'; Character to be
              printed, in this case
              a 'B'
MOV DX, 0 ; Print it on LPT1
           (Printer number minus 1)
INT 17 ; Printer BIOS entry
        interrupt.
```

The BIOS is extensible. When the POST routines run, as part of their operation they scan the ROM address space for add-on routines, which are then invoked so that they can install themselves. The IBM EGA, for example, extends the video interrupt INT 10, as indicated in table 2.

The rule for BIOS entries is one software interrupt per device. There may also be one or more hardware entries, and entries that point to tables or blocks of data used by the device driver.

The interrupt vectors, used as pointers to data instead of code, allow easy alteration to the environment, such as changing the character set displayed for 80 to FF by the CGA.

According to IBM, the only time you safely bypass the BIOS is when you access the following I/O ports: 21-interrupt mask registers; 61-sound control; 40-, 41-(Note: Don't change this port.), 42-(timer frequency will remain fixed at

Table 8: BIOS-extension (ROM-area) addresses.

C0000-C3FFF	16K bytes EGA BIOS
C4000-C5FFF	
C6000-C63FF	256 bytes PGA communication area
C6400-C7FFF	
C8000-CBFFF	16K bytes hard disk BIOS
CC000-CFFFF	
D0000-D7FFF	32K bytes cluster adapter BIOS
D8000-DBFFF	
DC000-DFFFF	
E0000-EFFFF	64K bytes expansion ROM space (PC AT)
F0000-FFFFF	64K bytes ROM BASIC and simple BIOS

Note: PCjr uses D0000-DFFFF for expanded cartridges and E0000-EFFFF for standard cartridges.


Table 9: NETBIOS modifications and additions to DOS functions. This covers version 1.10.

INT	AH	AL
21	3D	09 Open file with sharing specified
		0A IOCTL, is device redirected?
	44	0A IOCTL, is handle local or remote?
		0B IOCTL, change sharing retry count
	59	0B Get extended error
		5A Create temporary file with unique name
	5B	00 Create new file
		01 Lock byte range
		01 Unlock byte range
	5E	00 Get machine name
02 Set up printer-control string		
5F	02 Get assign list entry	
	03 Redirect device to network	
	04 Cancel redirection	
	04 NETBIOS installation check	
2A	03 Get device-shared status	
	04 Execute NETBIOS	
	05 Get network resource information	
	06 Network print-stream control	
2F	87	00 Append installation check
		02 Append version check
	88	00 Network command installation check
		03 Get server post address
		04 Set server post address
		09 Network version check

1.19 MHz), and 201-game control adapter.

Regarding absolute memory locations, note the following: Some functions have been added to interrupt vectors (0:0 to 3FF), but no functions have been redefined. The video display memory maps (A000:0, B000:0 and B800:0) will not change for a given video BIOS mode of operation. If the bit map is altered, a new mode is defined to support it. ROM BIOS data areas (starting at 40:0) will retain their current definitions as long as the corresponding functions are defined. In other words, the definitions can change at the whim of IBM. ■

Never lose another client.



TRACKER
THE Interactive Filing and Prospecting Software
from Softecode Pty Ltd, Australia.
©1985. All Rights Reserved

Australia's famous Aboriginal tracker, famous for his ability to track anyone or anything over any terrain.

IBM PC/XT/AT/PS2 or COMPATIBLES, colour or mono.
Floppy or hard disk.
Minimum requirement: 256K RAM and DOS 2 or later. Modem and printer optional.

If you need a card file, you need Tracker.
Tracker hunts down your important contacts fast. By company name, contact's name, date of your last conversation, zip code, type of business, or whatever name you care to give to the eight sortable fields. All in seconds.

To a salesman it's a card index.

Tracker lets you keep unlimited sales lead files. Records of discussions and correspondence. It even assembles a daily list of who to contact. Then phone them using the autodial feature. All at the touch of a key.

To a manager it's a client file.

Tracker can list all your clients, their executives and key people. Keep details of each account: credit limits, parent companies, subsidiaries - whatever you need. On the same computer you might have



Change field names to what you want.
If you have a modem, AUTODIAL.
Each morning key F5 tells you who to call.

Pull out 'cards' by any of 8 fields. It's the bottomless index card! The Notes field is UNLIMITED, each note is date stamped. RAM resident or not - you choose.

another file of personnel. Another of key suppliers. Up to 10 separate databases all accessible in seconds, on your desk.

To a retailer it's a mailing list.

All those sales records and delivery receipts are a treasure chest of customers - if only you organized them. Tracker's so simple to use you can put them on file in no time. Then print

address labels for direct mail with personalized letters. Tracker can talk to the major word processing programs.

Whatever your business, Tracker can adapt to it.
Tracker is the fast, inexpensive way to efficient organization. It's simple to use. And it's spreading like any miracle software should.

Call us now at 1-800-543-G'DAY.
We'll rush you a free demonstration disk and the name of your nearest dealer.

ONLY \$99
NO TAX INC.
An unbelievable price for such a powerful, versatile PC database.

TRACKER™

Version 2
Adaptive USA, Inc. 3701 Birch St., Newport Beach, California 92660.
Tel (714) 852 1467.
Circle 3 on Reader Service Card (Dealers: 4)

SECRET CULT




EXPOSED.

Only a dedicated few knew that it even existed.

But word travelled. And the ARC PC gained a small but ardent circle of admirers.

Small, because ARC has always been more serious about making products than about promoting them. You know how it is with engineering-driven companies.

Quietly, away from the hardware hubbub, a cadre of committed ARC engineers were fashioning fully IBM-



compatible PC's that outperformed everything else on the market.

Nobody could match ARC speed. The ARC Turbo 12 was the first PC to run at 12.5 MHz. Twice as fast as the original PC-AT, it's the



only PC with a built-in speedometer.

Not to mention the fact that we invented the first dual-speed PC in the industry.

But speed was only for starters.

ARC also beat the competition in on-board memory. Expandability (8 slots). Hard disk storage. More value per dollar. And compulsiveness about details: down to things like the quality of each weld. The solid construction of ARC machines is legendary.

So, ARC PC's attained cult status among some of the toughest computer jocks in the country.

Now, the time has come to open things up a little. Why keep a good thing a secret any longer?

Ask your computer dealer about the ARC

family of fully compatible PC's, including our Model 10, Turbo 12, and new 386i.

If your favorite dealer



isn't part of the cult yet, we'll let him join, too! Call us at (213) 265-0835. Or write ARC, 1101 Monterey Pass Road, Monterey Park, CA 91754.

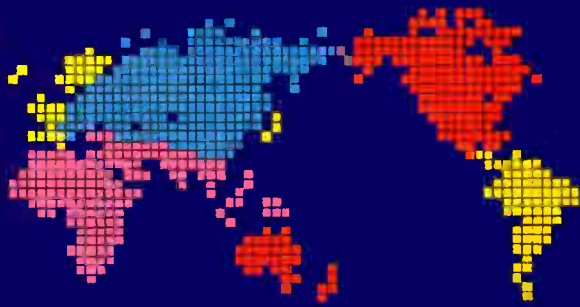
ARC

ARC Comdex Las Vegas 848 West Hall

Circle 256 on Reader Service Card (Dealers: 257)

CTX

THE BEST 14" MONITORS IN BOTH WORLDS



CGA

EGA

VGA [PS-2]

MULTI-SCAN/ANALOG

DUAL SCAN

GREEN/AMBER/WHITE

132 COLUMN

ALL WITH TWO-YEAR WARRANTY



U.S. HEADQUARTERS: CTX INTERNATIONAL, INC.
260 PASEO TESORO/WALNUT, CA 91789
TEL: (714) 595-6146 FAX: (714) 595-6293

EASTERN REGIONAL OFFICE

CONTINENTAL TECHNOLOGY, INC.
300 MCGAW DRIVE
EDISON, NEW JERSEY 08837
TEL: (201) 225-7377 FAX: (201) 225-6355

NEW ENGLAND AREA

MICRO-REP
141 BROOKS ST., SUITE NO. 1
BRIGHTON, MA 02135
TEL: (617) 254-1489 FAX: (617) 783-4877

FACTORY

CHUNTEX ELECTRONIC CO., LTD.
ROOM 401, NO. 50 SEC.1,
HSIN-SHENG S. RD.,
TAIPEI, TAIWAN, R.O.C.
TEL: (02) 3921171 FAX: (02) 3919780

PS-2 IS A TRADEMARK OF INTERNATIONAL BUSINESS MACHINES

See us at
COMDEX/Fall '87

November 2-6, 1987
Caesars Palace
Las Vegas, Nevada

Circle 60 on Reader Service Card
(Dealers: 61)

A new disk-allocation scheme in PC-DOS has important implications for long-term disk performance

Comparing Disk-Allocation Methods


Gregg Weissman

PC-DOS 3.0 and MS-DOS 3.0 and higher offer significant improvements to the speed and efficiency of disk-space allocation compared with previous versions. A careful study of the new and old methods, using simulation techniques, is instructive for operating-system designers and offers useful insights for anyone who uses a disk system for data storage.

Previous versions of DOS use a *first-fit* algorithm. Every time a new file is created or an existing file is extended, DOS starts looking for unused space at the beginning of the disk's FAT (file-allocation table), scanning forward until it finds a free cluster (the minimum unit of disk space that can be allocated). Version 3.0 and higher use the *next-fit* algorithm, in which DOS begins looking for a free cluster at the point where it last left off searching in the FAT.

In his book *The Art of Computer Programming, Vol. 1: Fundamental Algorithms* (2nd ed., Addison-Wesley, 1974), Donald E. Knuth uses these terms in relation to memory-allocation algorithms, but the implications of the methods are almost the same for memory and disk allocation. The only difference is that, when allocating disk space, DOS is not concerned about the fit of a requested block; clusters are allocated as they are found and chained together in the disk FAT. On the other hand, memory-allocation requests can fail if there are not enough bytes in any one contiguous block of memory to satisfy an allocation request.

Difficult mathematics are required for



a theoretical analysis of the properties of first-fit and next-fit methods. Therefore, as Knuth did, I turned to simulation techniques. I wrote a program in Turbo Pascal to simulate disk activity and then ran simulations exploring the complex interactions of simulation and algorithm parameters.

The Algorithms Explained

The first step was to define the first-fit and next-fit algorithms.

Listing 1 is the pseudocode of the first-fit algorithm as I coded it in the simulations. The variable `FAT[]` is an array that represents a disk's FAT. `S` counts the number of times the routine has to look for a free cluster, a statistic used in analyzing performance. `Request` is the input parameter, the number of blocks that are requested.

The next-fit algorithm, presented in listing 2, is almost as simple. The only additions are a global or, if supported as in Turbo Pascal, a local static variable, `Last`, which points to the most recently used location in the FAT, and a little extra housekeeping to keep the FAT index within range.

Instead of beginning the search for free clusters at the beginning of the FAT each time, the simulation now starts just after the location where it last left off, as indicated by the `Last` pointer. When the index into the FAT reaches the end of the table, it is reset to the beginning.

The Simulation Goals

Before designing a simulation, you need to decide what you want to measure. Obviously, speed and efficiency are the key quantities, but how do you measure these?

Time to allocate space is directly proportional to the number of processor cycles needed to complete an allocation operation. Thus, the number of scan op-

continued

Gregg Weissman is a software consultant and partner at E-X-E Software Systems (205 East 78th St., New York, NY 10021).

erations (S in the programs) makes a suitable measure.

Fragmentation—the degree to which files are not in contiguous clusters on the disk—is another key factor in determining disk-access time; DOS and the disk drive have to do more work to read or

write a given amount of data when the space is highly fragmented than when it is contiguous. Specifically, fragmentation is the ratio of contiguous clusters to total clusters allocated for every file on the disk.

I wanted the simulation to model the

typical usage patterns of a personal computer user regarding the creation and deletion of files over time and the distribution of the user's file sizes.

I used a random uniform distribution of file creations and deletions. At each iteration of the simulation, I generated a uniformly distributed random number between 0 and 1 and performed a file create if the number was less than or equal to a threshold value. Otherwise, I deleted a file using a uniform random selection.

To model disk use over the long run, I designated upper and lower disk-capacity thresholds. When disk allocation exceeded the upper threshold, I decreased the file-create probability ($p(\text{create})$ in this article) to below 50 percent; this would free up space over time. When disk allocation fell below the lower threshold, I increased the file-create probability to above 50 percent to increase the disk utilization over time.

Another way to model space allocation/deallocation (one Knuth explores in his book) is to assign to each memory block (or file) a random lifetime; at each iteration in the simulation, blocks (or files) whose lifetimes have expired are deleted. Interested readers might wish to explore how the lifetime distribution affects performance of the first-fit and next-fit allocation methods.

Determining file-size distribution was more difficult. Examining the file sizes on my own hard disk showed the distribution represented in figure 1, with file sizes shown as a percentage of total disk capacity. As an approximation of this distribution, I assumed an exponential distribution

$$r = -\log(x) \times M,$$

where x is a uniformly distributed random variate between 0 and 1, and M is the desired mean file size.

Time Simulation

The first set of simulations explored the speed of the two algorithms, answering the question: "How do the two methods compare in speed as the disk fills up?" More precisely, I wanted to plot the mean number of scans for a free block per block allocated, as a function of the percentage of the disk used. Listing 3 gives the pseudocode for the time simulation.

To ensure an adequate sample population in each percentile of disk space used, I set the number of iterations to 5000. I varied the mean file size to examine its impact on performance and defined the FAT size as 1000 blocks. When the FAT was greater than 99 percent full,

continued

Listing 1: Pseudocode for the first-fit disk-allocation method.

```
IF Request > Blocks_Free THEN exit {Create fails}
Index := 1; {Start of file-allocation table}
WHILE Request > 0 DO
  BEGIN
    IF FAT[Index] = Free THEN
      BEGIN
        FAT[Index] := Allocated;
        Request := Request - 1
      END
    ELSE
      S := S + 1; {Scans for free blocks, global variable}
      Index := Index + 1
    END {end while}
  END
```

Listing 2: Pseudocode for the next-fit disk-allocation method.

```
IF Request > Blocks_Free THEN Exit {Create fails}
Index := Last; {Last is global, initialized to 1}
WHILE Request > 0 DO
  BEGIN
    IF FAT[Index] = Free THEN
      BEGIN
        FAT[Index] := Allocated;
        Request := Request - 1
      END
    ELSE
      S := S + 1; {Scans for free blocks, global variable}
      Index := Index + 1;
      IF Index > FAT_Size THEN
        Index := 1;
      END {end while}
    Last := Index;
  END
```

Listing 3: Pseudocode for the allocation time simulation.

```
For each iteration in the simulation DO
  BEGIN
    Adjust p(create) according to simulation criteria
    Select Delete or Create with uniform distribution
    IF Create THEN {RAND <= p(create)}
      BEGIN
        Create a file of exponentially distributed size with mean M
        Return scans_for_free_blocks
        If insufficient room or directory full, GOTO Fail
        u := Percent_of_disk_used
        MS[u] := MS[u] + Scans_for_free_blocks/Blocks_allocated
        Count[u] := Count[u] + 1
      END
    ELSE {it is a delete:}
      Select a created file with uniform probability and delete it
    Fail: (Come here to skip a creation that is impossible)
  END
  {Simulation done: output results}
  FOR u := 1 TO 100 DO
    WRITELN(MS[u]/Count[u])
  END
```

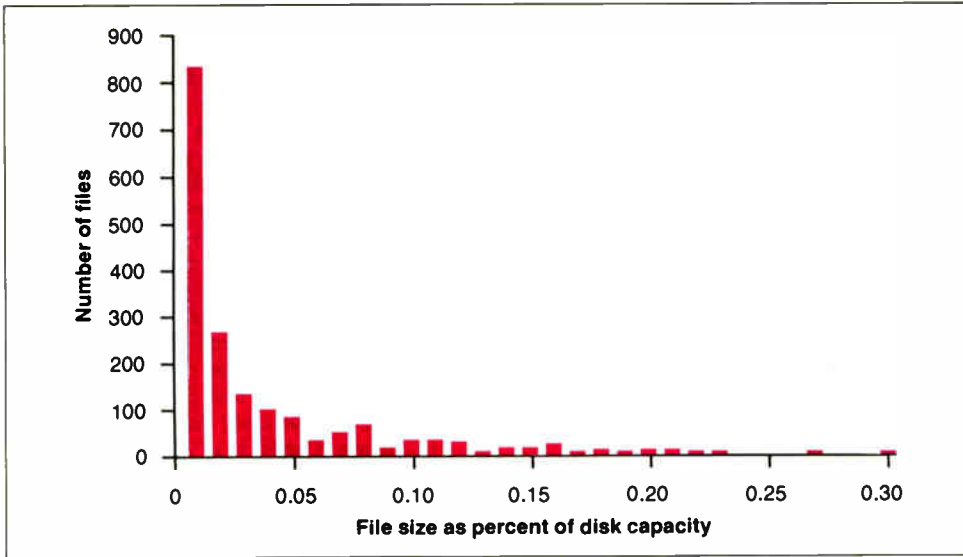



Figure 1: Typical file-size distribution over a hard disk, expressed in percent of hard disk capacity.

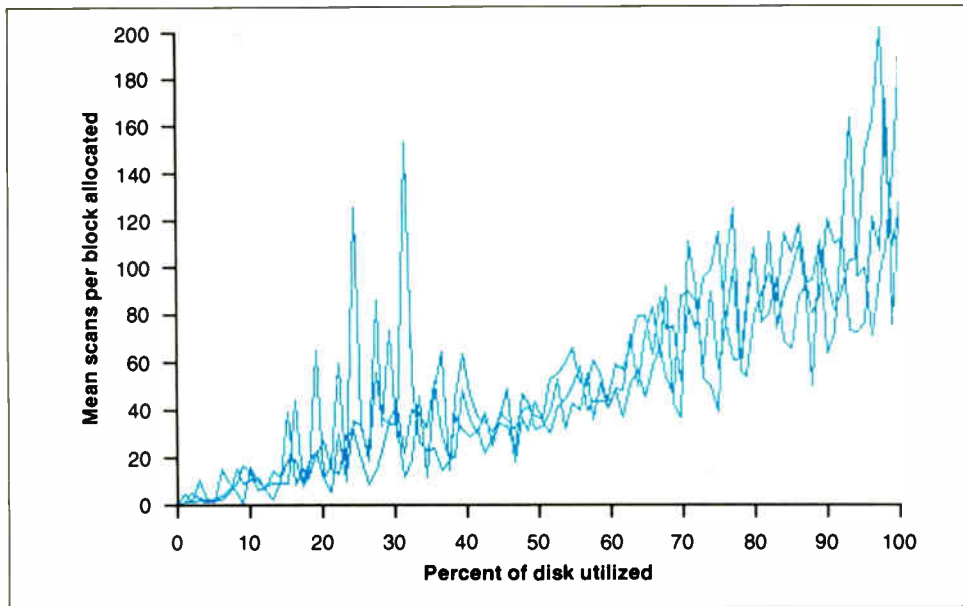


Figure 2: A simulation plot showing the mean number of scans required per block allocated as a function of disk utilization; three runs are plotted. The first-fit algorithm was used. Note the direct linear relationship between disk utilization and scans required. In this simulation, disk capacity is 1000 blocks, and the mean file size is 1 percent of disk capacity.

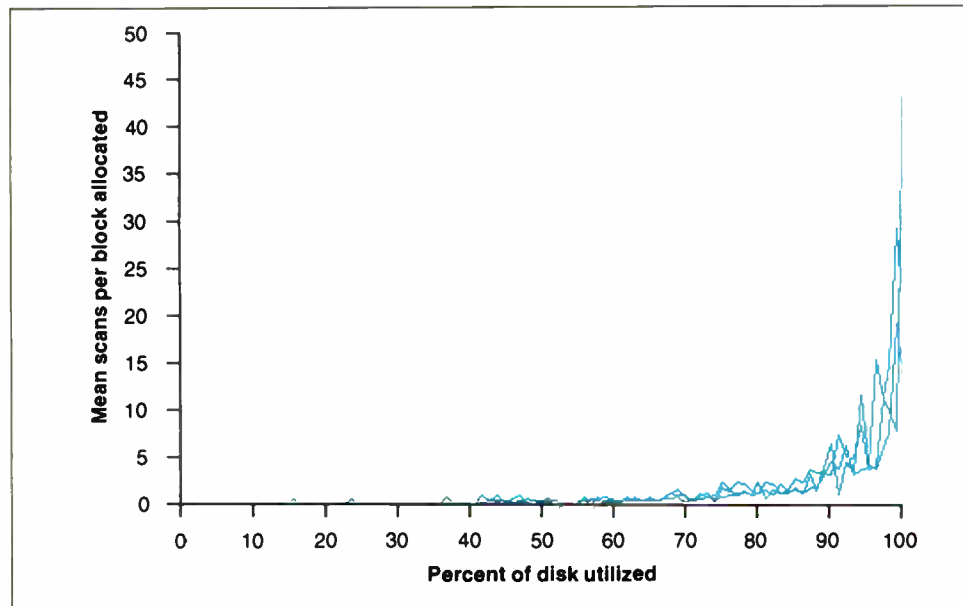


Figure 3: The same as figure 2, but the next-fit algorithm was used, and mean file sizes for three runs are 0.5, 1, and 2 percent of disk capacity. Note that the number of scans remains at a constant low level until the utilization reaches 90 percent.

p(create) was set to 0.25. When the FAT utilization dropped below 50 percent, p(create) was set to 0.55. Therefore, most activity took place with the disk between 50 and 100 percent full.

Figure 2 shows a plot of mean scans per block allocated as a function of the percentage of disk space used, for three runs of the simulation using the first-fit algorithm. The mean file size was 1 percent of disk space.

The trend of each plot is linear, indi-

cating a direct relationship between disk space used and the time required to allocate more. I ran simulations with different mean file sizes and found that the rate of time increase was fastest with the smaller file sizes. Regression analysis gave slope coefficients of 1.56, 1.05, and 0.69 for mean file sizes of 0.5, 1, and 2 percent, respectively. The intuitive explanation for this inverse relationship is that larger files leave larger holes when they are deleted, making it easier to sub-

sequently find free clusters.

Other simulations not illustrated here show that the rate at which performance degrades is directly proportional to FAT size. That's to be expected: The larger the FAT, the greater the number of clusters that must be searched.

Figure 3 shows the results for the same conditions as in figure 2, using the next-fit allocation scheme. The difference is extreme: The speed of allocation barely degrades until the disk is almost full. Even when the disk is almost completely filled (99 percent), the worst-case performance is better than first-fit by a factor of 10. This result is consistent with Knuth's results for memory allocation.

When only one free cluster is left, the average number of scans will be half the FAT size and may be as much as the FAT size itself. This explains the steep knee of the curve as disk utilization approaches 100 percent.

Subsequent tests I performed showed that the next-fit performance is unaffected by mean file size.

Fragmentation Simulation

The question to be answered by the fragmentation simulation was: "After a large

continued

Listing 4: Pseudocode for the fragmentation simulation.

```

For each iteration in the simulation do
BEGIN
  Adjust p(create) according to simulation criteria
  Select Delete or Create with uniform distribution
  IF Create THEN{RAND <= p(create)}
    BEGIN
      Create a file of exponentially distributed size with mean M
      IF insufficient room or directory full, GOTO Fail
      IF Iteration MOD 100 = 0 then
        WRITELN(Iteration,Percent_contiguous, percent_utilized)
      END
    ELSE {It is a delete}
      Select a created file with uniform probability and delete it
  Fail: {Come here to skip a creation that is impossible}
END {end while}
    
```

Two great reasons to buy Turbo Pascal: System Builder \$149.95 and Report Builder \$129.95

From the Designer Series™ by Royal American Technologies.

State-Of-The-Art Program Generators that automatically build a Relational Database system without coding. Entry level "coders" can produce Database systems without coding. Developers have more flexibility and horsepower than any development tool on the market.

Self-documenting program includes screen schematics. System Builder will generate 2,000 lines of program code in approximately 6 seconds.



"I think it's wonderful... prospective buyers should seriously consider DESIGNER even before dBASE III."

*Mr. Greg Weale
Corporate Accounts Manager,
Computerland*

"We used DESIGNER last year to program a major application. It saved our programmers so much time. We now use DESIGNER instead of dBASE III as our development standard!"

*Mr. Peter Barge, Director
Services Division, Horwath & Horwath
(10th largest accounting firm in U.S.)*

SYSTEM BUILDER FEATURES:

- Automatically generates Indented, Structured, Copy Book Source Code ready for compiling with Turbo Pascal (no programming needed)
- Paint Application and Menu screens using Keyboard • Screens all use In-Line machine code for exceptional speed • 16 Datafiles and 16 Index Keys per application • Paint functions include: —Center, copy, move, delete, insert or restore a line with one keystroke —Cut and paste blocks of text screen to screen —Draw and erase boxes —Access special graphic characters and character fill —Go straight from screen to screen —Define colors and intensities • Support an unlimited number of memory variables
- File Recovery Program • automatically modify existing datafiles
- Experienced developers can modify the System Builder • Develop systems for Floppy or Hard Disk • Modify System Builder's output source code to include External Procedures, Functions and Inline Code • Easy-to-use Interface Program included to access ASCII and Dbase Files

REPORT BUILDER FEATURES:

- Automatically generates Indented, Structured Source Code ready for compiling Turbo Pascal (no programming needed) • Automatically inter-

faces to a maximum of 16 Datafiles created with System Builder • Supports Global Parameters such as Headings, Footers, Lines Per Page, Print Size and Ad Hoc Sorting • Page breaks on Sub-Totals • Reports can also include Text Strings, Variables or Computed expressions containing references from up to 16 Datafiles • Use range input screens allow End Users to select portions of a report as needed (i.e. specific account ranges can be requested) • Easy-to-use Interface Program included to access dBase Files

SYSTEM BUILDER PERFORMANCE
(Typical 10 screen 8 file/index application)

TASK	SYSTEM BUILDER	DBASE III™
Planning and Design	60 minutes	60 minutes
Screen Painting	15 minutes	3 hours
Programming	2 minutes	10 hours
Elapsed time to completed system	1 hour and 17 minutes	14 hours

VARS, System Integrators and Dealers, let's work together. Head office: (415)397-7500

Royal American Technologies

320 Harris Ave. Ste. A
Sacramento CA 95838

(800) 654-7766

In California (800) 851-2555

Ask for Operator 102.

Please rush me: ___ copies of SYSTEM BUILDER at \$149.95 a copy; ___ copies of REPORT BUILDER at \$129.95 per copy. I've enclosed \$ 6.00 for postage and handling. California residents add 6% sales tax.

Name _____
Address _____
City _____
State _____ Zip _____
Phone _____
Payment: Check Money Order Cashiers
 Check AMEX VISA MASTERCARD
Expiration date _____
Card Number _____
Signature _____

30-Day Money-Back Guarantee. Not copy-protected. \$10 restocking fee if envelope is opened. System Requirements: IBM PC/XT/AT, or similar, with minimum 256K RAM, dual floppy drives, or hard disk, color or monochrome monitor, MS-DOS version 2.0 or later, Turbo Pascal Version 2.0 or later (Normal, BCD or IBM versions).

™Trademark of International Business Machines Corp
™Trademark of Microsoft Corp
™Turbo Pascal is a registered trademark of Borland International
™dBASE is a registered trademark of Ashton-Tate



The *JET-SETTER*, laser printer. The secret to my success.



In business, your first impression may be your last.

That's why I purchased the C. Itoh Jet-Setter laser printer. It's the first personal laser designed for achievers like me. And it's affordable!

First impressions are lasting impressions.


When I first started using the Jet-Setter to print daily reports, memos and budgets, my associates couldn't believe how I instantly gained esteem from top management.

But what really sold them on my talents was when I closed an account the firm had been working on for months with a business presentation printed on — you guessed it — the Jet-Setter.

Now everyone wants to get in on the action. And wait until they find out how affordable Jet-Setters are. They won't even need to purchase any additional software since it's compatible with the HP LaserJet™ series and uses optional Diablo™ and Epson™ emulation cartridges.

Anyone can use it.

My secretary already has an eye on the Jet-Setter to handle the volume of text generated on WordPerfect™ and other word processing files. And you should have seen the response I got when I presented my quarterly report with eye-opening charts and graphs instead of just numbers. Even our communications manager



With the C. Itoh Jet-Setter laser printer you can create professional business letters, presentations and newsletters.

wants to purchase the Jet-Setter to publish internal newsletters using Ventura Publishing™ or PageMaker™ desktop publishing packages.

The Jet-Setter grows with your business.

As more people catch on to the Jet-Setter revolution in my office, they will discover even more exciting features this printer offers, like its large library of font cartridges and expansion memory for full page graphics at 300 dots per inch. The secret to my success? The Jet-Setter from C. Itoh. How long can you afford to be without one of your own?

For the C. Itoh dealer nearest you, call:
Toll-free (800) 423-0300

C. ITOH

C. Itoh Digital Products, Inc.

19300 S. Hamilton Av., Ste. 110 • P.O. Box 9085
Torrance, CA. 90508 • (213) 327-2110

**Helv, 10 point, pro
Roman, 10 point, pr
Roman Italic, 10 po
Roman Bold, 10 poi**

Figure 4: File-fragmentation patterns over the course of 25,000 file-create/delete operations, using the first-fit algorithm. Note how quickly the percent contiguous drops to the 60 to 70 percent range. Disk capacity is 10,000 blocks, and the mean file size is 0.2 percent of disk capacity.

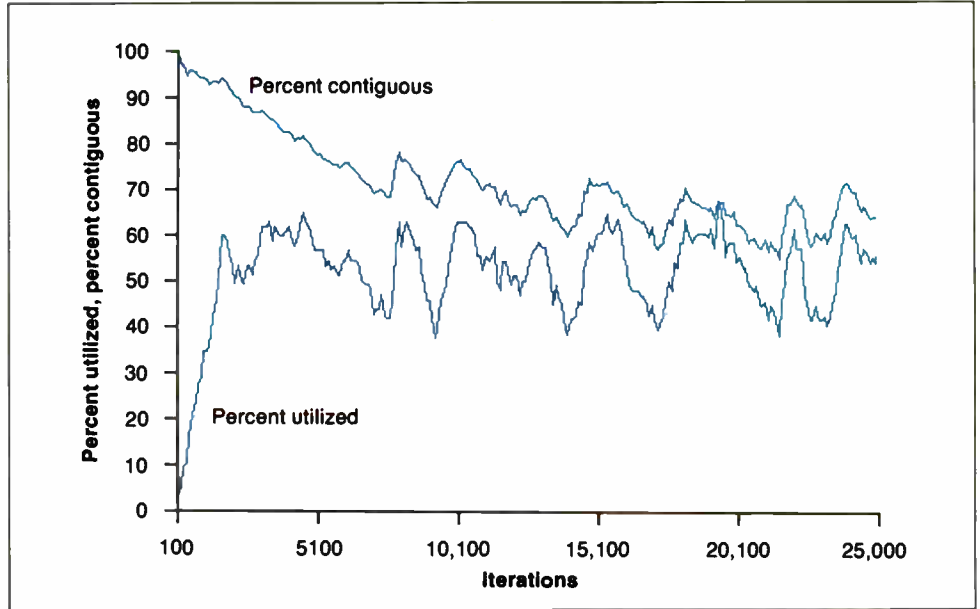


Figure 5: The same as figure 4, but the next-fit algorithm was used. Percent contiguous remains at a constant high level under the usage pattern selected for this simulation. With other usage patterns (not shown), percent contiguous drops to 90 percent but remains relatively constant.

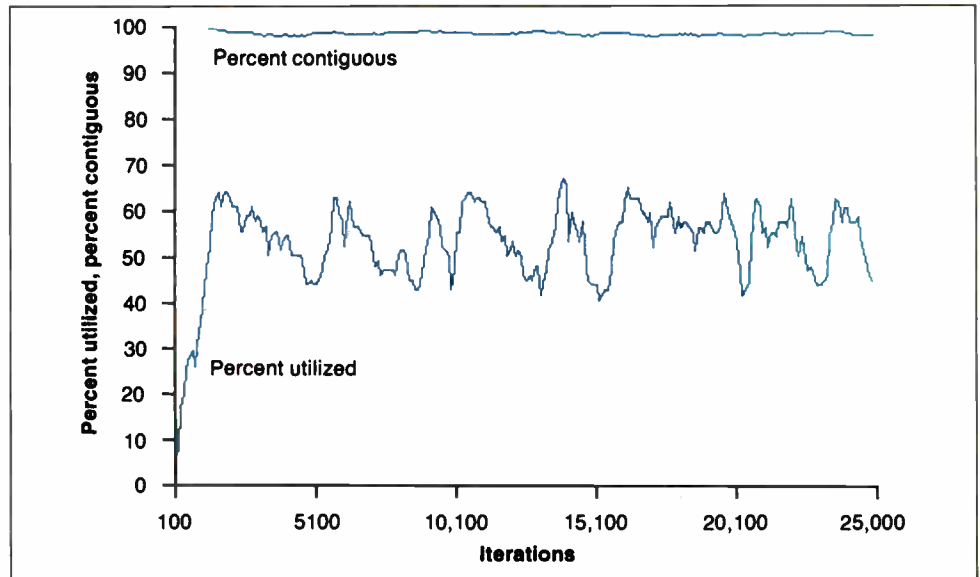
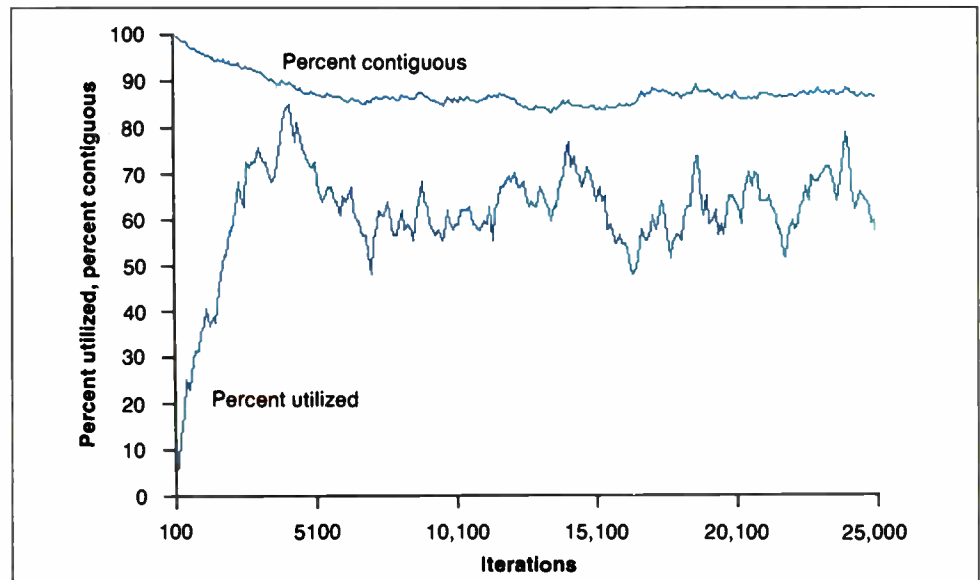


Figure 6: In modified next-fit simulation, resetting the last-position pointer after every 100th iteration brings the percent contiguous down to around 85 percent, in close agreement with measurements on an actual disk.



amount of random file creations and deletions, which algorithm minimizes file fragmentation?" To see the answer, I plotted the percentage of all allocated clusters that are contiguous as a function of the total number of disk operations.

To collect the data, I calculated the percent of contiguous clusters every 100 iterations and wrote the value to a disk file to analyze later. Listing 4 is the pseudocode for the fragmentation simulation.

All simulations ran for 25,000 iterations and used a mean file size of 20 blocks, or 0.2 percent of a 10,000-block FAT. I repeated the simulations for different usage patterns by varying $p(\text{create})$, the probability of file creation, and the upper and lower thresholds at which $p(\text{create})$ is adjusted.

Figures 4, 5, and 6 show the simulation results for first-fit and next-fit allocation schemes. The x axis represents the number of iterations. Plotted against x are the percent of disk space used and the percent contiguous.

With the first-fit method (see figure 4), files become more fragmented (i.e., the percent contiguous decreases) fairly steadily as the number of file-create/delete operations increases. After 25,000 iterations, the percent contiguous drops to around 60 percent. My hypothesis says that as the number of iterations increases without bound, the percent contiguous stabilizes at around 50 percent.

With the next-fit method, the percent contiguous stays in the region of 90 percent and up, almost unperturbed by the random file-creation and file-deletion activity (see figure 5).

A Reality Check

The simulated next-fit performance seemed almost too good to be true, prompting me to verify the situation. I obtained statistics for my own hard disk, a 20-megabyte drive running under PC-DOS 3.1, and found that out of 7084 allocated clusters, 5858 were contiguous; the percent contiguous was 82.7. The disk had been in use for about a year without reformatting and was 68 percent full, so it should have been less fragmented according to the simulations.

However, the variable in memory that DOS uses to point to the next available cluster (*Last* in the pseudocode) is reset each time you turn off the computer—or, in the case of removable media, when you remove the disk. In effect, the allocation scheme reverts to first-fit whenever you turn off the computer or remove media. This accounts for a somewhat reduced percent contiguous.

I ran another set of simulations in which *Last* is reset every 100 iterations, equivalent to shutting a computer down


after every 100 file-create and file-delete operations. Figure 6 shows the results of this modified simulation. Fragmentation reaches and remains at around 85 percent—close to the actual conditions of my own hard disk.

A Good Fit

The simulation indicates that operating-system designers have an easy choice of disk-allocation algorithms: Next-fit is the way to go. For hard disk users, the conclusion is just as obvious: Upgrade to DOS 3.0 or higher.

A number of utility programs offer to optimize your disk performance by reorganizing your files to make them contiguous. However, if your operating system uses the next-fit allocation scheme, you might not find such utilities beneficial. Since fragmentation will reach the 20 percent level fairly quickly, you gain little by restructuring the entire disk unless you do it fairly often. Considering that safe operation of these utilities requires making a full disk backup, the minor and short-lived performance improvement might not warrant the effort. ■

12 REASONS WHY TELEBYTE TAPE DRIVES ARE WORTH THE MONEY



They are -

1. PC/XT/AT and 386 Compatible
2. True Start/Stop outperforming streamers by margins of 6 to 1 with a minimum 16K host buffer
3. Fully integrated into DOS and Xenix
4. Supports both 1600 BPI PE and 800 BPI NRZ
5. Write protection sensing
6. Mainframe format conversion into DB III and 123
7. Provided with a single shielded cable PC interface
8. External cable connection on rear of PC
9. High level language accessible through standard file I/O
10. Precision mechanisms in dust proofed enclosures
11. Unsurpassed in reliability
12. Backed by a company that manufactures the entire system

TELEBYTE

(800) 835-3298
(516) 423-3232

TECHNOLOGY INC. 270 E. PULASKI RD
GREENLAWN, NY 11740

Announcing BYTE's New Subscriber Benefits Program

Your BYTE subscription brings you a complete menu of the latest in microcomputer technology every 30 days. The kind of broad-based objective coverage you read in every issue. *In addition*, your subscription carries a wealth of other benefits. Check the check list:

BONUSES

✓ **Annual Separate Issues:** In addition to BYTE's 12 monthly issues, subscribers also receive our annual IBM PC issue free of charge, as well as any other annual issues BYTE may produce.

✓ **BYTE Deck:** Subscribers receive five BYTE postcard deck mailings each year—a direct response system for you to obtain information on advertised products through return mail.

✓ **Reader Service:** For information on products advertised in BYTE, circle the numbers on the Reader Service card enclosed in each issue that correspond to the numbers for the advertisers you select. Drop it in the mail and we'll get your inquiries to the advertisers.

✓ **TIPS:** BYTE's Telephone Inquiry System is available to subscribers who need *fast response*. After obtaining your Subscriber I.D. Card, dial TIPS and enter your inquiries. You'll save as much as ten days over the response to Reader Service cards.

✓ **BYTE's BOMB:** BYTE's Ongoing Monitor Box is your



direct line to the editor's desk. Each month, you can rate the articles via the Reader Service card. Your feedback helps us keep up to date on your information needs.

✓ **Subscription Service:** If you have a problem with, or a question about, your subscription, you may phone us during regular business hours (Eastern time) at our toll-free number: 1-800-423-8912 (in N.J., 201-981-1963). You can also use Subscription Service to obtain back issues and editorial indexes.

PAID SERVICES

✓ **BIX:** BYTE's Information Exchange puts you on-line 24 hours a day with your peers via computer conferencing and electronic mail. All you need to sign up is a microcomputer, a modem, and telecomm software. For further information and cost call 1-800-227-BYTE.

✓ **Program Listings:** Listings of programs that accompany BYTE articles are now available on BIX, on disks or in quarterly printed supplements (see reply cards in this issue for cost information), or call 1-800-258-5485.

✓ **Microform:** BYTE is available in microform from University Microfilm International in the U.S. and Europe. See Contents page for cost information.

DISCOUNTS

✓ 13 issues instead of 12 if you send payment with subscription order.

✓ One-year subscription at \$22 (50% off cover price).

✓ Two-year subscription at \$40.

✓ Three-year subscription at \$58.

✓ One-year group subscription for ten or more at \$18.50 each. (Call or write for details.)

TOLL-FREE NUMBERS FOR YOUR CONVENIENCE:

Subscriptions & Back Issues:
1-800-423-8912 (in N.J.,
201-981-1963)

BIX: 1-800-227-BYTE

Program Listings Orders:
1-800-258-5485

*And . . . welcome to
BYTE country!*

BYTE
THE SMALL SYSTEMS JOURNAL



*Multidimensional analysis:
a new way to assess computer performance*

Rating the IBM Compatibles


Robert G. Brookshire

A potential buyer of an IBM-compatible computer faces a bewildering variety of claims about features, capability, and performance. Despite their similarity to the IBM family of computers, these machines differ in a number of dimensions, making comparisons between them difficult. I will present a summary ranking of 35 IBM-compatible computers based on a multidimensional scaling analysis of seven of BYTE's standard measures of performance. You should not use this ranking as the sole basis for evaluating these computers, but it will help to simplify the complex task of comparing them.

Measures of Computer Performance

Since June 1984, BYTE has used a standard set of benchmark tests in its personal-computer reviews. Two tests, the Sieve and Calculation benchmarks, measure the CPU's speed. Two others measure the speed with which the computer writes and reads a 64K-byte file to and from disk. A fifth test compares the times required to copy a 40K-byte file to a floppy disk using the COPY command. The reviewer conducts each test three times and averages the results. I did not use the results of the Disk Copy test in this analysis, since this test is not applied to all machines. [Editor's note: For more details on these benchmarks, see "Benchmarking the Clones" by Jon R. Edwards and Glenn Hartwig in BYTE's Inside the IBM PCs, Fall 1985.]

Two additional benchmarks test spreadsheet performance (using Micro-



soft Multiplan). These tests measure the speed with which the computers load and recalculate a spreadsheet with 25 rows and 25 columns, in which each cell is 1.001 times the cell to its left. Table 1 shows the results of the seven benchmarks, as well as summary statistics for 35 personal computers that use the MS-DOS or PC-DOS operating systems.

I omitted the Hewlett-Packard 110 and the Stearns Desktop Computer because not all their benchmark results were pub-

lished in BYTE. Results for the IBM PC, which are routinely reported in each review, are included. The model number and clock speed of the CPUs used in these computers (as reported in the reviews) is also in table 1.

The seven benchmark tests give seven separate measures of performance for personal computers. Although the result of each test is informative in itself, it is difficult to compare two or more computers that have seven sources of performance variation. BYTE does not provide a summary measure of performance based on these tests. It is possible, however, to compare and summarize the benchmark results for a large number of computers by using multidimensional scaling.

The Method

Multidimensional scaling is a mathematical technique for representing the configuration of variates in one-, two-, or higher-dimensional space (see references 1 and 2 for a thorough explanation of the method). It is applied in the social and behavioral sciences to reveal the structure that under-

lies relationships between objects, or to reduce the dimensionality of a set of variables. The data that is input to a multi-

continued

Robert G. Brookshire holds a Ph.D. in political science from Emory University. He is director of academic computing at James Madison University and can be reached at the Academic Computing Center, James Madison University, Harrisonburg, VA 22807.

RATING THE IBM COMPATIBLES

Table 1: Benchmark test results and CPU characteristics for 35 personal computers. All times are in seconds.

Computer	Disk Write	Disk Read	Sieve	Calculation	File Copy	Spreadsheet		CPU Type	Clock Speed (MHz)
						Load	Recalculate		
Epson Equity III	25.0	24.0	54.0	16.0	4.7	6.2	2.8	80286	8
Western AT	26.0	24.0	43.0	13.0	4.2	6.2	2.5	80286	8
Zenith Z-241	26.0	25.0	57.0	17.0	5.7	6.3	3.0	80286	6
Zenith Z-248	27.0	25.0	43.0	13.0	4.8	6.0	2.5	80286	8
IBM PC	56.0	46.0	191.0	69.0	5.8	8.1	11.0	8088	4.77
Epson Equity I	56.0	54.0	191.0	58.0	7.7	9.5	9.9	8088	4.77
Kaypro PC	55.0	30.0	186.0	57.0	8.2	8.6	10.0	8088	4.77
MPF-PC/700 D1	31.0	29.0	114.0	34.0	7.6	7.7	6.1	8088-2	8
Compaq Portable II	31.0	29.0	54.0	16.0	5.8	6.5	2.8	80286	8
Leading Edge Model D	56.0	30.0	190.0	58.0	8.2	8.1	10.0	8088	4.77
Xerox 6060	22.0	14.0	85.0	26.0	6.7	6.6	4.6	8086	N/A
NCR PC6	31.0	30.0	113.0	34.0	6.0	8.1	6.0	8088-2	8
Sperry PC/IT	9.0	8.8	44.0	14.0	.7	1.2	2.0	80286	7.16
ITT XTRA XP	10.0	10.0	60.0	20.0	4.8	2.9	3.2	80286	6
Conquest Turbo PC	30.0	30.0	130.0	40.0	9.5	9.4	7.5	8088-2	8
Deskpro 286	26.0	30.0	54.0	16.0	9.1	5.7	2.9	80286	8
Tele-286	25.0	24.0	54.0	16.0	3.5	4.9	2.8	80286	8
Executive Partner	31.0	29.0	90.0	28.0	9.1	6.1	5.1	8086-2	7.16
Kaypro 286i	24.0	23.0	73.0	22.0	8.2	7.3	4.1	80286	6
Canon A-200	57.0	29.0	132.0	41.0	13.0	8.0	7.4	8086	4.77
Color Fox	35.0	30.0	297.0	94.0	11.0	13.0	17.0	8088	3.6
AT&T PC 6300	32.0	30.0	87.0	27.0	10.0	7.0	4.9	8086-2	8
Data General/One	56.0	55.0	229.0	69.0	12.0	26.0	14.0	80C88	N/A
Sanyo MBC-775	30.0	29.0	154.0	35.0	8.0	7.7	6.3	8088-2	8
Ericsson	57.0	31.0	182.0	56.0	9.3	9.4	10.0	8088	4.77
Portable STM	31.0	30.0	80.0	24.0	5.7	5.1	3.7	80186	8
Kaypro 16	57.0	30.0	184.0	56.0	7.3	8.8	10.0	8088	N/A
Osborne 3	59.0	56.0	273.0	83.0	15.0	11.0	23.0	80C86	3.5
Tandy 1000	56.0	55.0	226.0	68.0	9.9	9.0	11.0	8088	4.77
TI Pro-Lite	34.0	33.0	155.0	51.0	11.0	7.2	9.1	80C88	5
Mindset	58.0	55.0	301.0	54.0	12.0	8.4	9.9	80186	6
Compaq Deskpro	30.0	29.0	93.0	29.0	7.4	6.1	5.1	8086	7.14
IBM PC AT	26.0	24.0	80.0	27.0	3.9	5.5	4.1	80286	6
ITT XTRA	33.0	32.0	185.0	56.0	8.8	10.0	10.0	8088	5
NEC APC III	30.3	29.4	86.0	28.9	6.5	8.4	6.7	8086-Z	8
Mean	36.5	31.2	130.6	39.0	7.8	7.9	7.2		
Standard Deviation	14.8	11.8	75.6	21.8	3.0	3.8	4.6		



Photo of VO-CGA genlocking to camera and inserting into camera signal.

DOUBLE FEATURE!

- CGA OVER VIDEO**
- Inserts on-board CGA output into RS170/NTSC video
 - Works with unmodified CGA software/BIOS
 - Output to monitor or VCR
 - XT and AT compatible
 - Switchable genlock/normal CGA

Printer/RGB

Genlock switch

Video in

Video out

ONLY \$600 — AVAILABLE NOW!

Contact: (505) 526-3209
Telex: (WUI) 650276972/Ansbk.: MCI
MC/VISA

K-SYSTEMS, inc.
3902 Lilac, Las Cruces, NM 88005



RATING THE IBM COMPATIBLES

Table 2: Multidimensional scaling results for 35 personal computers.

Computer	Rank	Coordinate
Sperry PC/IT	1	1.8452
ITT XTRA XP	2	1.4024
Tele-286	3	1.0418
Western AT	4	1.0104
Zenith Z-248	5	.9886
Epson Equity III	6	.9317
IBM PC AT	7	.7919
Zenith Z-241	8	.7868
Xerox 6060	9	.7659
Compaq Portable II	10	.7341
Compaq Deskpro 286	11	.6769
Kaypro 286i	12	.6245
Portable STM	13	.6085
Compaq Deskpro	14	.4188
Panasonic Executive Partner	15	.3473
NEC APC III	16	.3368
AT&T PC 6300	17	.2956
NCR PC6	18	.2876
Multitech MPF-PC/700 D1	19	.2333
Sanyo MBC-775	20	.1258
Conquest Turbo PC	21	-.0368
TI Pro-Lite	22	-.2730
ITT XTRA	23	-.3715
Canon A-200	24	-.4747
Kaypro 16	25	-.5154
Kaypro PC	26	-.5270
Leading Edge Model D	27	-.5312
Ericsson	28	-.6030
IBM PC	29	-.8110
Epson Equity I	30	-.9019
Tandy 1000	31	-1.2126
Mindset	32	-1.4164
Color Fox	33	-1.6591
Osborne 3	34	-2.4205
Data General/One	35	-2.4999

Young's S-Stress formula: 1: 0.086
 Kruskal's Stress formula: 1: 0.112
 R squared: 0.967

dimensional scaling program is a measure of either similarity or dissimilarity between each pair of objects or variables that are to be scaled.

For this analysis, I calculated measures of dissimilarity between each pair of personal computers. I standardized each of the seven performance measures for each computer by converting it to a Z score, taking the difference between each test result and the average of that benchmark for all the machines, and dividing by the standard deviation. I then calculated a Euclidean distance measure for each pair of computers by taking the square root of the sum of the squared differences between the Z scores. Next, I used Kruskal's nonmetric multidimensional scaling method (see references 3 and 4) as implemented in the ALSCAL procedure of the SPSS[®] statistical package to reduce the resulting matrix of dissimilarities to one dimension.

Table 2 presents the results of the analysis. It reports each computer's coordi-

nate on the dimension derived from the multidimensional scaling analysis, as well as the rank of the coordinate. The values for the measures of stress and R squared indicate a good fit of the model to the data; not much violence has been done to the data by reducing it to one dimension. Sperry's PC/IT is the best performer, while the Data General/One is the slowest overall.

The Results

The first dozen computers in table 2, with the exception of the Xerox 6060, are based on the Intel 80286 CPU. This processor is considerably faster than the Intel 8088 used in the IBM PC and most of the other computers in the analysis, and this accounts for the high performance rankings of these machines.

Within the 80286 machines, some of the factors that explain their relative rankings are the clock speed at which the CPU operates, the use of wait states by the

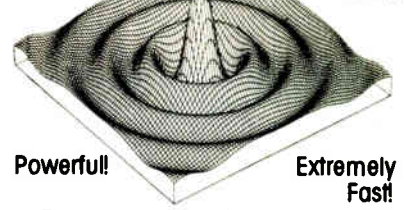
continued

THE GAUSS[™]

MATHEMATICAL AND STATISTICAL SYSTEM

for IBM PC-XT-AT-System/2
and Compatibles
written by Lee E. Edlefsen
and Samuel D. Jones

Save Thousands in Mainframe Costs!
Save Days in Programming Time!



Powerful! Extremely Fast!
Easy to Learn and Easy to Use!

The New Standard for Scientific and Statistical Computation

"I used to use FORTRAN and PASCAL for languages, TSP and Minitab for statistics, MATLAB for math, and NAG and IMSL for FORTRAN subroutines. Now I just use GAUSS."

Dr. Choon-Geol Moon
Rutgers University

- **STATISTICS** (means frequencies, crosstabs, regression, non-parametrics, general max likelihood, non-linear least squares, simultaneous equations, logit, probit, loglinear models, & more.)
- **GRAPHICS** (publication quality 2D & 3D: color, hidden line removal, zoom, pan; up to 4096 x 3120 resolution; produce Tektronix format files; output to most screen drivers, plotters, printers)
- **PLUS:**
 - DATABASE MANAGEMENT
 - SIMULATION
 - TIME SERIES/SIGNAL PROCESSING
 - LINEAR PROGRAMMING
 - NON-LINEAR OPTIMIZATION
 - NON-LINEAR EQUATION SOLUTION
 - INTERACTIVE MATRIX PROGRAMMING
 - LARGE-SCALE MODULAR PROGRAMMING
 - ADD YOUR OWN COMMANDS
- LINK FORTRAN, C, ASSEMBLER SUBROUTINES

Buy the GAUSS Programming Language by itself or as part of the GAUSS Mathematical and Statistical System, which includes 2D & 3D graphics plus over 200 applications programs written in the GAUSS Programming Language for doing a variety of mathematical, statistical, and scientific tasks. Full source code is provided with these programs.

30-DAY MONEY BACK GUARANTEE

The GAUSS Mathematical and Statistical System	\$350
The GAUSS Programming Language (alone)	\$200
Shipping/handling	\$5.00

GAUSS requires 320K (512K required for high resolution graphics), DOS 2.10+, and a math coprocessor. (Hard disk recommended).

NOT COPY PROTECTED

Call or Write:

APTECH | P.O. Box 6487
SYSTEMS, INC. | Kent, WA 98064
(206) 631-6679

CPU to synchronize timing with the memory chips or other devices, and the speed of the disk drives, all of which will affect the performance benchmarks. The Sperry PC/IT, for example, runs at a clock speed of 7.16 megahertz with no wait states and has a disk drive with a 30-millisecond average seek time. The IBM PC AT, in contrast, was benchmarked running at a 6-MHz clock speed with one wait state and using a hard disk drive with a 40-ms average access time, while the Zenith Z-248 used an 8-MHz clock with no wait states and a hard disk drive slight-

ly faster than that of the PC AT. These factors, and probably others, have contributed to the large variation in the performance of the 11 IBM PC AT-compatible machines analyzed here.

Of the next five ranking computers, four use variants of Intel's 8086 CPU, while the Portable STM uses the 80186. Since the 80186 can be considered an intermediate chip between the 8086 and the 80286, the placement of the STM in the ranking is not surprising. It appears, based on its coordinate, to be more similar in performance to the 80286 machines

than the 8086-based computers.

The Xerox 6060, which uses the 8086, outperforms all the other 8086 computers, as well as several of the 80286-based systems. This is due to the machine's rapid execution of the disk-performance benchmarks. Among the other 8086 machines, it is interesting that the AT&T and NEC computers, although operating at a clock speed of 8 MHz, are slower in overall performance than the Compaq Deskpro and Panasonic systems, which run at slower clock speeds. The machines with faster clock speeds did execute some benchmark tests more rapidly than the Compaq and Panasonic systems but were slower on other measures. This illustrates the usefulness of a multivariate analysis, which can summarize all seven performance measures simultaneously.

On the other hand, the coordinates on the derived dimension indicate no tremendous difference in the performance of these four 8086 machines (AT&T, NEC, Compaq Deskpro, and Panasonic). The computers ranking from 18 to 21 use Intel's 8088-2 processor, which can be set at either a 4.77- or 8-MHz clock speed. All benchmark results used in this analysis were those for the faster clock speed. Since these four machines use the same processor and clock speed, one might expect to find similar coordinates on the derived dimension due to similar results on the benchmark tests.

This is not the case. Considerable variation in the coordinates reflects variation on the underlying measures. As table 1 shows, these machines differ most on the Sieve benchmark, which measures processor speed. Even for computers with the same processor and clock speed, performance can differ significantly.

Nine of the remaining 14 computers use Intel's 8088 processor, including the IBM PC. As table 2 indicates, the IBM PC has relatively poor performance when compared with the other machines in this analysis. Even among the nine machines using the 8088, the IBM ranks sixth in speed. On the other hand, the IBM PC is the oldest machine on the list, and there are few dramatic differences between it and the other machines of its type.

The two lowest-ranking machines, the Data General/One and the Osborne 3, and the higher-ranking TI Pro-Lite, are "laptops," small and light enough to be held in your lap. Most laptop computers use variants of the Intel 80C88 processor, a CMOS version of the 8088 that uses significantly less electrical power than standard microprocessors, making it more suitable for battery-powered computers.

What you give up in exchange for portability can be performance. The TI Pro-

continued

Professional Programming Tools

For Programmers Compiling in

BASIC • C • COBOL • FORTRAN • PASCAL • dBASE™

GLENCO ENGINEERING is committed to providing professional programming tools. These sub-routines are completely debugged, and fully documented. Hand crafted in ASM, you are assured minimum size and maximum speed. You will literally save hundreds of man-hours in design, program and debug time. All are CALLABLE routines in .OBJ or .COM format. Please specify language and compiler. NOT COPY PROTECTED. NO ROYALTIES.

<p>WINDOWS.LIB*</p> <p>Create callable pop-up windows, vertical menus, and help screens. Set all borders, colors, size, position. Window editor included. Over 25 commands added to your compiler. \$99</p>	<p>WINDOWS with DATA ENTRY*</p> <p>Option for above. Adds 30 more menu and keyboard enhancement commands. Menu items return integer and text allowing context sensitive help. \$99</p>
<p>BIOS.LIB*</p> <p>Several low level ROM BIOS routines. Categories: KEYBOARD, PRINTER, COMMUNICATIONS, VIDEO and MISC. \$99</p>	<p>DOS Functions*</p> <p>Execute another program or alter DOS internal switches from inside your program. Read or set DTA, Interrupt Addr., PSP, Verify, MEM, default drive, I/O and more ... \$99</p>
<p>FILES LIB*</p> <p>Allows virtually any DOS file operation from inside your program. Read or set a files' Attribute, Mode, Data, Time. Check Write protect tab, free space, dir. \$99</p>	<p>NETWORK TOOLS</p> <p>Over 80 subroutines to interface to NETBIOS. Transaction process, multitasking, communications, and more ... Works with any system supporting NETBIOS, or eqvt. \$99</p>

*Buy 4 get 5 or Library 6 Pack - \$450
Multiple purchases discount and site licensing.

- IBM™
- Summit Software™
- Computer Innovations™
- Microsoft™
- Lattice™
- Ryan McFarland™
- Realia™
- Nantucket™

Call or Write:

GLENCO



ENGINEERING INC.

SERVING THE SOFTWARE INDUSTRY SINCE 1979

- Borland™
- Aztec
- Wordtech™
- and More




3920 Ridge, Arlington Hts., IL 60004 (312) 392-2492 Telex 493-7109

← Circle 89 on Reader Service Card

Thirty 4000-line slides per hour.



**Boardroom
Quality Slides at Your
Fingertips**—Introducing
the PFR Personal Film
Recorder™ from Lasergraphics. Its
4000-line resolution and 30-slide per
hour output make your PC a unique graphics
presentation center that combines speed and
convenience with complete confidentiality.
And at only \$4995, PFR can pay for itself in
less than a year even if you make as few as 10
high quality slides a week.

Virtually all popular CADD or
business graphics PC packages
are compatible with PFR,

Turn your PC into a high-resolution graphics workstation for under \$5000.

driven by the powerful
Rascal® II rasterizer (included).
Even scanned images in TARGA®
format can be incorporated, to put a
whole new presentation tool in your hands.
Only from Lasergraphics—the innovator
in raster processors and film recorders.

**Call 714-660-9497
for a free
sample slide.**

LASERGRAPHICS™



Lite performs slightly better than its 8088-based cousins, but the Data General and Osborne computers are extraordinarily slow. The other two slow systems, the Color Fox and the Mindset, have enhancements for graphics applications that apparently degrade performance.

Other Considerations

You should take many factors into consideration when purchasing a personal computer, including price, warranty terms, and availability of repair service. Also, you must consider software compatibility, accessibility of training and consultation, and performance.

The performance dimension has several sources of variation, however. These include the type of CPU used in the computer, the CPU's clock speed, the use of wait states, and the speed of the disk drives. All these sources of variation interact to affect performance in ways difficult to evaluate.

Using standard benchmarking programs is one approach to comparing the performance of computers. However, when you use several benchmarks, the effect can be to provide additional sources of variability at a higher level of abstraction. I've used multidimensional scaling

to summarize seven benchmark tests and yield a rank order of 35 personal computers based on performance.

The ranking shows that, in general, computers using the Intel 80286 processor are the fastest, followed by those using the 8086, the 8088-2, and the 8088, with laptop computers using the 80C88 processor and its variants generally the slowest. Within each of these broad categories is considerable diversity. Some of it can be accounted for by CPU clock speed, wait states, or disk drive speed, but some differences in performance remain even among machines with almost identical designs.

The lesson to be learned from this analysis is that, in microcomputer performance, the proof is in the using. Those who are concerned about performance should measure the speed of the computers in performing tasks for which they are likely to use the machines. These performance tests are critical even for machines with supposedly equivalent architectures and components. A series of benchmarking programs can capture important differences in performance that design specifications do not reveal.

Finally, a few words of caution about interpreting this performance ranking.

Although the multidimensional-scaling-analysis results in this article are valid for the machines analyzed, they could vary significantly if other computers, particularly computers differing substantially in performance from those examined here, were introduced into the analysis. Adding a new machine to the ranking would require the calculation of new dissimilarities and a new analysis of the entire set of data. It is not possible to infer from this particular ranking where a machine not included in this analysis would fall. ■

REFERENCES

1. Kruskal, Joseph B., and Myron Wish. *Multidimensional Scaling*. Sage University Paper Series on Quantitative Applications in the Social Sciences, no. 07-011. Beverly Hills, CA: Sage Publications, 1978.
2. Schiffman, Susan S., M. Lance Reynolds, and Forrest W. Young. *Introduction to Multidimensional Scaling*. New York: Academic Press, 1981.
3. Kruskal, Joseph B. "Multidimensional Scaling by Optimizing Goodness of Fit to a Nonmetric Hypothesis." *Psychometrika*, March 1964, pages 1-27.
4. Kruskal, Joseph B. "Nonmetric Multidimensional Scaling: A Numerical Method." *Psychometrika*, June 1964, pages 115-129.



**Polaris Zoo Keeper
Civilizes the
Information Jungle**

Tame your hard disk directories, retrieve files in seconds.

Polaris Zoo Keeper is a powerful ram-resident program that helps you locate and load files instantly on any drive, in any directory.

Not a DOS Shell. Not a Directory Sorter. Zoo Keeper automatically pops up and asks you to tag each new file with up to three key words and a 40 character description. Later, to locate a file, enter one of the key words and the name and description of every related file in every directory will be listed. Next, place the cursor on the file you seek to load, touch the 'enter' key and you're in business. Zoo Keeper civilizes the information jungle.

Order direct today. Call : 800-338-5943

\$75 with a 30-day money-back guarantee.
Add \$6 shipping and handling. 6% sales tax in CA only.
System Requirements: IBM PC, XT, AT, PS/2 and 100% compatibles; 35K RAM

POLARIS
SOFTWARE

613 West Valley Parkway, Suite 323 • Escondido, CA 92025

See us at COMDEX H.P. Booth 1746


Don't waste your LaserJet investment.

You're not getting full benefit from your LaserJet or Series II investment. Because your wordprocessing, spreadsheet and database software only tap a fraction of its full potential. But POLARIS programs provide the enhancements you need to create documents that look as professional as their contents. Here's how:

Polaris PrintMerge...

is the general purpose program for memos and letters, reports and documents. Do true proportional spacing and alignment of text, tables, columns with *any combination* of old/new soft and cartridge fonts. Merge text with screen or output graphics from *any* program — draw lines, boxes, patterns — *anywhere*. It's the quick easy way to make documents look

as professional as their contents. To bring your LaserJet — and your investment — to life.



Polaris Forms...

is a special program for quickly, easily creating professional-quality forms. Mix and position any combination of old/new cartridge and soft fonts anywhere. Justify copy, or set flush left, right, or centered in any width. Draw lines, boxes, patterns. Automatically repeat text, lines, graphics. Merge graphics and text from other programs. Make blank or completed, single or multiple page forms. Even have automatic serialization, date or time. Unique capabilities handle current and future needs without the time and expense of type-setters, graphic designers.

Draw lines, boxes & patterns


Align tables & columns

Merge graphics

Pictures

Logos

Mix fonts



LabelMaker automatically positions and prints multiple copies. Even include serial numbering. Everything you need — without the aggravation.

Circle 181 on Reader Service Card
(Dealers: 182)

Polaris Software

WordStar 3.3/4.0 LaserJet Control

Print columnar data flush left, flush right, centered or decimal aligned using any font or combinations of fonts

Give WordStar 4.0 the LaserJet and Series II Support You Thought It Had. WordStar understands very well. The Original PrintMerge allows you to use the commands you are used to using to control the LaserJet. Lanes, Merge Graphics, Print Any Font Justified, including all the new downloadable soft fonts

Complete ideas can be communicated much more effectively when charts, tables, and other graphic elements are added to the text. But most word processing programs can't handle the complexity of merging the two. They force you to print graphics on pages separated from the ideas they're meant to illustrate.

Works With Any Program

Works With Your Software

Polaris programs enhance virtually any PC, XT or AT compatible software including:

- ChartMaster
- dBase
- DisplayWrite
- HP Charting Gallery
- HP Drawing Gallery
- Javelin
- Lohus
- MapMaster
- Microsoft Chart
- Microsoft Word
- Multimate
- Paradox
- R:Base
- SignMaster
- Symphony
- Volkswriter
- WordPerfect
- WordStar

Columnar Data In Proportional Fonts

Region	Sales	Percent Gain
West	11,047.98	15.7%
Midwest	3,991.7	15.3%
South	10,719.23	18.2%
East	9,430.24	21.4%
Europe	1,268.76	8.8%
Far East*	(927.23)	-2.3%

* This is a new region this year.

1986 Sales Summary

1986 Sales Summary

Merge ScanJet Pictures / Logos

Polaris programs can merge logos, pictures or any other images captured by the new Hewlett Packard ScanJet document scanner

Merge Charts & Draw Lines

Works With Any Program

Works With Your Software

Works With Your Software

Polaris programs enhance virtually any PC, XT or AT compatible software including:

Works With Any Program

Works With Your Software

Run PC Software on the PS/2

**CMS Transporter™
5¼" Floppy Disk
Subsystem**



**Call today for the name and number
of your nearest CMS dealer.**



CMS Enhancements, Inc.

1372 Valencia Avenue, Tustin, CA 92680 (714) 259-9555
Telex (023) 371-8711 FAX (714) 549-4004

©CMS is a registered trademark of CMS Enhancements, Inc.
IBM is a registered trademark of International Business Machine Corporation
Transporter is a trademark of CMS Enhancements, Inc.

Circle 173 on Reader Service Card (Dealers: 174)

*Add windowing to your BASICA programs using
this assembly language subroutine*

Windows for BASIC

John W. Ross

Most commercial programs that do any sort of on-screen interaction with the user have ads boasting that they "do windows." These applications programs are usually written in C or some other compiled language. In this article, I will show how you can add a windowing subroutine to programs written for the IBM PC's Microsoft BASIC interpreter and other fully compatible Microsoft BASICs.

The windowing must be done in assembly language to get the required speed from the interpreter. Depending on your viewpoint, this can be an advantage or a disadvantage. As a bonus, careful study of the listings will reveal some techniques that you can apply to other interpreter/assembler interfaces.

Video Basics

To implement this project, I will work directly with the PC's screen memory. In any project of this sort, you need a good understanding of the underlying hardware principles, so I will first present some background on the PC's video display system.

The IBM PC uses memory-mapped video; this means that character positions on the screen correspond to locations in the PC's memory. Memory locations A0000 to BFFFF (hexadecimal) are set aside for video display use. The exact correspondence depends on the type of graphics card or video adapter you use. The original IBM cards are the Monochrome Adapter (MA) and the CGA. Since these two cards are the most common, I will deal with them in this article.



The MA occupies 4K bytes of display memory starting at address B0000, while the CGA occupies 16K bytes from address B8000. While the MA can display only text and predefined graphics characters, the CGA, with its greater complement of memory, can operate in three graphics modes, two 40-column text modes, and two 80-column text modes.

I designed the windowing subroutine for the 80-column text mode, so it is compatible with both the MA and the CGA.

DOS identifies the appropriate video modes as modes 2 (CGA gray), 3 (CGA color), and 7 (MA).

In 80-column text mode, the CGA has four times the MA's memory. This memory is divided into four "pages," numbered 0 to 3, only one of which appears on the video screen at one time. Usually, you work only with page 0, but you can make any of the four pages active, and both DOS and BASIC provide facilities for switching video pages. The windowing subroutine will detect which page is currently active and place its windows on the correct page.

Each character position on the screen occupies 2 bytes in video memory. The even-numbered bytes contain the code of the character displayed on the screen, while the following odd-numbered bytes contain the character's attributes. The 8 bits of the attribute byte have the meanings shown in table 1.

You can obtain the 256 possible combinations of these attributes by adding the values of the desired characteristics. For instance, an attribute value of 4 corresponds to red characters on a black background; adding 8, for an attribute value of 12, gives bright-red characters on a black background.

continued

John W. Ross is a senior scientific computing consultant at the University of Toronto and president of Jayar Systems, maker of a graphics package for the IBM PC. He can be contacted at Jayar Systems, 253 College St., Suite 263, Toronto, Ontario, Canada M5T 1R5.

windows appear and disappear instantly, with no painting effect.

Assembly Language Windows

I've provided two ways for you to access the assembly language subroutine from your own programs. If you have the Microsoft Macro Assembler, type in the program in listing 1, WINDOW.ASM, which you can then assemble and link to produce WINDOW.EXE. This is the route to go if you want to experiment a bit. Alternatively, I've provided a generator program, WINDOW.BAS; this BASIC program generates the file WINDOW.EXE. [Editor's note: WINDOW.BAS is available on BIX, on disk, and in print. See the insert card following page 208 for details. Listings are also available on BYTenet. See page 4.]

When you call the windowing subroutine from BASIC (I will discuss the format later), you supply the following arguments: a parameter that indicates to the subroutine whether you want to open or close a window, a starting row and column number for the window, its size in rows and columns, an attribute byte for the window, and the location of a buffer array that the subroutine can use to store the portion of the screen that the window will overlay. (You supply the buffer in BASIC to minimize the subroutine size and devote no more memory than necessary to the buffer.) The subroutine then places a window on the screen, outlined by a double line, in the position requested.

I will describe the subroutine's operation in more detail, but first I have to discuss a problem that anyone developing assembly language applications for BASIC has to overcome—where to put the assembly language subroutine. It has to be someplace where BASIC can find it so control can be transferred when necessary, but the location has to be secure enough so that the subroutine won't be damaged by BASIC, DOS, or any other gremlins that might be wandering around your computer's memory.

The neatest solution is to make the subroutine a resident program, which effectively makes it an extension of DOS. The subroutine is snug and safe there; you can forget about it and let DOS look after it. Once you install it, it will remain in place until you reset the system. The other advantage of having the subroutine permanently installed in DOS is that you don't have to explicitly include it in your BASIC programs.

When you call the window subroutine from BASIC, control is transferred to the section of code labeled start in listing 1. The program first saves BASIC's registers, then extracts the argument addresses passed by BASIC. The program next

checks the current video mode. If it is not 80-column text mode, the program returns to BASIC without doing anything. Assuming the mode is acceptable, the program uses the input window location to compute the offset of the window from the start of display memory.

Depending on the function code passed to the routine, it either stores the contents of the screen area that will be covered by the window in the buffer supplied by BASIC, or it reverses the procedure and restores the screen contents from the buffer. If the program is closing a window (i.e.,

restoring the screen contents), it returns to BASIC at this point; otherwise, it places a window on the screen at the specified location. The internal subroutine put_line does this; it places one line of the window at a time on the screen.

The section of the program starting at loader executes when you install the program. It loads the subroutine in memory, then sets a pair of pointers to the subroutine in the interapplication communications area (ICA). This 16-byte area in DOS at location 0000:04F0h is reserved

continued

“Watson keeps our top clients happy and brought us 16 new accounts the first month.”

Hank Gillespie, Manager
Robert Thomas Securities
Ingleside, Texas

At Robert Thomas Securities, Watson lets clients place orders and get personalized market information around the clock from any pushbutton phone. The service is so popular it brought the firm 16 new referral clients the first month! And at a very reasonable cost: Watson, a multi-purpose voice processing option for IBM PC, XT, AT, and compatibles, has a base price of only \$498.

For an ear-opening demo on how Watson can help you manage business communications better, call 1-800-6-WATSON. In Mass., (617) 651-2186.



Now Only \$199
To order call
(800) 533-6120
In Mass. (617) 655-6066

Watson

Natural MicroSystems Corporation

Watson is a trademark of Natural MicroSystems Corp. IBM PC, XT and AT are trademarks of International Business Machines Corp.

NOW YOU CAN BE POSITIVE YOUR SPREADSHEETS ARE ERROR FREE.

THE UNIQUE SPREADSHEET AUDITING UTILITY THAT LETS YOU IDENTIFY, LOCATE AND CORRECT ERRORS WITHOUT EVER LEAVING YOUR SPREADSHEET.



What Errors? Tracer will search for the following:

- Circular chains
- References to blank cells
- References to cells outside the spreadsheet
- References to cells that contain labels
- References to ranges that are reversed
- Ranges that have a value along their perimeter
- Cells that have a value of error or N/A
- Unreferenced constants

How Does It Do That?

- The **Map** will show the value type of each cell and show cells that are empty or part of a circular reference.
- Circular Reference** lets you see cells that refer to themselves and shows cells that form a circular chain.
- Used by** lets you display the list of cells that use a selected cell.
- Probe** lets you search cell by cell to find out what went wrong.
- Strange** lets you look at unusual cells and unusual references to cells.
- The **Editor** lets you make corrections.
- Select/Delete** displays a requested directory and lets you select, load/delete files.
- Tracer constructs a **Symbolic Name** for a cell from the section heading, column and row titles that displays throughout the operation for quick reference.
- Tracer resides in only 75K of RAM.

What Spreadsheets?

- Lotus 1-2-3
- SuperCalc
- Symphony
- The Twin
- VP Planner

How Much Does It Cost? Only \$89.95

Plus \$5.00 shipping and handling. Calif. residents add 6% sales tax. Use check, money order, Visa or MasterCard.

Still Not Convinced?

Maybe you don't think you have spreadsheet errors. Send for a free spreadsheet Diagnostic Diskette. We'll show you the errors you didn't know you had.



See us at Comdex
Booth R8204

TheMtWhitneyGroup
Natural Software

Call 800/521-6320

11612 Knott Ave. Building G-19, Garden Grove, CA 92641

Lotus and 1-2-3 are registered trademarks of Lotus Development Corp. SuperCalc is a registered trademark of Computer Associates, Inc. Symphony is a registered trademark of Lotus Development Corp. The Twin is a registered trademark of Mosaic Software. VP Planner is a registered trademark of Paperback Software

WINDOWS FOR BASIC

Listing 1: *The assembly language code that, when compiled and linked, produces the file WINDOW.EXE. When you run WINDOW.EXE, it installs the windowing subroutine in DOS.*

```
; Windows for interpreted BASIC;
; Calling format: CALL WINDOW (BUFR%(I), IFN%, ROW1%, COL1%, NROW%,
; NCOL%, ATTR%)
;
; BUFR% buffer array supplied by BASIC to hold
; screen contents
; IFN% function to perform: 1 - place window on
; screen
; 2 - restore screen contents
; ROW1% row number of upper left corner of window
; (0-24)
; COL1% column number of upper left corner of window
; (0-79)
; NROW% height of window in rows
; NCOL% width of window in columns
; ATTR% screen attribute of window area
;-----
zseg segment at 0
org 04f0h
comm_ofstdw ? ;vectors to routine in
comm_seg dw ? ; inter-apps comm area
zseg ends
;-----
grp group dcseg,zloader ;an artifice to force
code
dcseg segment 'code' ; to load first
dcseg ends
;-----
code segment para public ;define code seg
'code'
;-----
windo proc far ;this is the windows
subroutine
assume cs:code,ds:code,ss:st-seg

;save BASIC's registers
start: push bp
mov bp,sp
push ds
push es
push ss
jmp begin; stash our data in here
cpyrt db 'Copyright (C) John W. Ross 1986'
;brought to you by...
col1 dw ? ;upper left column
row1 dw ? ;upper left row
col_cnt dw ? ;width in columns
row_cnt dw ? ;height in rows
dsp_mod dw ? ;current CRT display
mode
page_no dw ? ;current display page
attr db ? ;window display
attribute
ifn dw ? ;function: 1 - open
window
; 2 - close it
```

continued

Buy a modem from us and we'll throw in 300,000,000 new business offices worldwide.



When you leave your office, you shouldn't lose your data communications ability. Now, you can transmit and receive data from virtually anywhere in the world. Our WorldPort Series of modems allows you to connect in millions more locations than conventional modems. This means your modem can work where you do—hotel rooms, phone booths, internationally, even with digital PBXs.

The WorldPort 2400™ and the WorldPort 1200™ modems represent the cutting edge of modem technology. Their features go far beyond internal units, giving you both Bell and CCITT standards, direct connect and acoustic interface (300 and 1200 bps), battery power, and shirt pocket size. In fact, WorldPort may be the ultimate modem for both portable and desktop applications. And if you're impressed with the size, check our price.

For even greater versatility and value, the WorldPort 1200 can be easily upgraded to 2400 bps. And the WorldPort 2400 comes with Carbon Copy PLUS™ communications software, a real "double feature." Find out how doing business with Touchbase Systems can help you locate a few extra places to do business.

For more information about WorldPort modems and the name of your nearest dealer, call us today at 800-541-0345. In New York call (516) 261-0423.



Touchbase Systems, Inc.
160 Laurel Avenue
Northport, NY 11768
(516) 261-0423
TELEX: 6502848020
FAX: (516) 754-3491

WorldPort 1200 and WorldPort 2400 are trademarks of Touchbase Systems, Inc.
Carbon Copy PLUS is a trademark of Meridian Technology, Inc.

Circle 226 on Reader Service Card

220 4010


TERMINAL EMULATION

EM220 \$169

- KERMIT and XMODEM file transfer
- Phone directory
- Scroll memory
- Hot Key
- Loadable character sets
- Network support
- B2 column mode
- Command (Script) files

EM4010 \$249

- TEK 4010/4014 emulation
- VT220 and VT102 emulation
- High resolution dot matrix hardcopy
- Local picture files
- Plotter support
- IBM Color, IBM Enhanced, Hercules, Techar, and AT&T
- EM220 features



 Diversified Computer Systems, Inc.
 3775 Iris Ave., Suite 1B
 Boulder, CO 80301
 Telex: 9103800693 (DCSINC)
 (303) 447-9251

Runs on IBM PC, XT, AT, PS/2 and Compatibles

Trademarks: VT102, VT220 - Digital Equipment; IBM PC, XT - IBM Corp; Hercules - Hercules Computer Technology; Tektronix - Tektronics, Inc.

Designed for the Professional on the MOVE

EGA on 286 and 386 Portable Computers




- 80386 Based, 1MB Ram
- 16 MHz, 0 Wait State
- EGA Card (Auto Switched)
- Serial/Parallel/Clock
- 1.2MB High Density Drive

Also Available:

- 286 AT 10/12MHz Portable Systems
- 8088-1 XT 10MHz Portable Systems

Please visit us at B139 Bally's Las Vegas Comdex/Fall '87


 (213) 868-6930 • FAX (213) 864-2249
 11849 E. Firestone Blvd. • Norwalk, CA 90650
Singtin International Corp

WINDOWS FOR BASIC

```

video    dw    0b800h,0b900h,0ba00h,0bb00h ;CGA
          pages 0-3
mono     dw    0b000h           ;mono adapter
begin:
;get arguments
    mov    bx,[bp]+6
    mov    ax,[bx]
    mov    cs:attr,al
    mov    bx,[bp]+8
    mov    ax,[bx]
    mov    cs:col_cnt,ax
    mov    bx,[bp]+10
    mov    ax,[bx]
    mov    cs:row_cnt,ax
    mov    bx,[bp]+12
    mov    ax,[bx]
    mov    cs:col1,ax
    mov    bx,[bp]+14
    mov    ax,[bx]
    mov    cs:row1,ax
    mov    bx,[bp]+16
    mov    ax,[bx]
    mov    cs:ifn,ax
;save BASIC's data segment
    push  ds
;now set ds register to the code segment
    mov    ax,code
    mov    ds,ax;check current video state
    mov    ah,15
    int    10h           ;use the DOS interrupt
    cmp    al,2         ;black-and-white 80-
                        ;column?
    je     crtok
    cmp    al,3         ;color 80-column?
    je     crtok
    cmp    al,7         ;is it mono?
    je     crtok
    pop    ds           ;none of the above
    jmp    exit        ; - fix stack and bail
                        ;out
crtok:   mov    ah,0    ;get display mode from
                        ;al
    mov    dsp_mod,ax  ; into a word
    mov    bl,bh       ;video page number
    mov    bh,0
    mov    page_no,bx
    shl    bx,1        ;index to video page
    cmp    dsp_mod,7   ;test display mode
                        ;again
    jne    lab1        ;in case it's mono
    mov    bx,8        ;adjust video page
                        ;number
lab1:    mov    dx,video[bx] ;upper left of screen
    push  dx           ;save it for now
    mov    dh,byte ptr row1 ;define window
    mov    dl,byte ptr col1
    mov    al,80       ;pntr=80
    mul    dh           ;pntr=80*row1
    mov    dh,0
    add    ax,dx       ;pntr=80*row1+col1
    shl    ax,1        ;pntr=2*(80*
                        ;row1+col1)
                        ;point to window
                        ;offset
    mov    bx,ax       ;now it's in bx
    pop    es          ;es now points to the
                        ;screen
    
```

continued

lab. because that's exactly what they've done.
 on a VTERM/220 is, in our opinion, a master
 are on the IBM PC and compatibles.
 Installation is a snap. Simply make

REPRINTED FROM
 DEC PROFESSIONAL MAGAZINE, MAY 1987


(WITH REVIEWS LIKE THESE, WHO NEEDS CLEVER HEADLINES?)

Find out why magazines like DEC Professional and PC Week and over 60,000 PC users appreciate the convenient yet powerful features of VTERM/220, VTERM III and VTERM/4010. Send in this coupon and see for yourself.

VTERM/220: Precise VT220, VT100 and VT52 emulation with full KERMIT and XMODEM file transfer and automatic reformatting of host files for insertion into spreadsheets and data bases.

VTERM III: VT100 and VT52 emulation with many of the convenient features of VTERM/220.

VTERM/4010: VT100 and Tektronix 4010 emulation for graphics applications. **VTERM***



I would like to find out why magazines like DEC Professional, PC Week and others rate VTERM/220 so highly.

- Please send me the DEC Professional and PC Week reviews.
- Please send me information on your free 30-day evaluation of VTERM/220, VTERM III and VTERM/4010.

NAME _____ TITLE _____
 COMPANY _____
 ADDRESS _____
 CITY _____ STATE _____ ZIP _____
 PHONE NUMBER _____

Write: Coefficient Systems Corporation
 611 Broadway, New York, N.Y. 10012

or call **(212) 777-6707** ext 411
 FAX: (212) 228-3137 TELEX: 6503156498

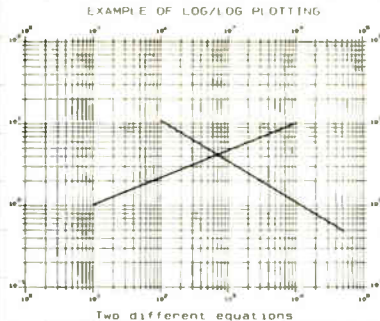
*VTERM refers to VTERM/220, VTERM III and VTERM/4010 from Coefficient Systems Corporation.

Still trying to get
Engineering graphs
from Business programs?

100% Lotus
Compatible

TECH*GRAPH*PAD

An easy-to-use technical presentation graphics software that is data compatible with Lotus programs and most data acquisition packages.



- Curve fitting • Smoothing • Log/Log
- Labelling • Scale Control • Multiple X-Y Axes
- Many other technical features and functions

Call **(617) 890-1812** List Price: **\$275**

 binary engineering

100 Fifth Ave.
Waltham, MA 02154

TECH*GRAPH*PAD


ITS NEW PRODUCTS FROM THE BARCODE PRICE LEADER

Model	Description	List Price	ITS Price
ITS 5308 NEW!	The ITS Wander/Wand(tm) a hand held, lightweight portable bar code reader, holds up to 48,127 characters of data, automatically discriminates among label codes, time-stamps labels, calculates, & dumps scans through standard serial RS232 plug Wand included	\$1195	\$695
ITS 5309 NEW!	Serial Scanner, compatible with any kind of computer with industrial standard interface RS232 or RS422 Reads bar codes of UPC/EAN, 2 of 5, 3 of 9 and CODABAR. Wand included	\$529	\$319
ITS 5306 PC-Wand	Bar Code Reader emulates the keyboard and reads codes UPC, CODABAR, 3 of 9 and 2 of 5 interleaved on IBM PC/XT, PC/AT and clones Wand included	\$495	\$295
ITS 5307	Bar Code Generation Software uses most matrix printers to print labels in codes 3 of 9, CODABAR, 2 of 5, UPC-A and 128	\$125	\$69

SCANNERS Choose the scanner to meet your bar code needs. All scanners are available to be used with each bar code reader

BN-10 Non-contact pistol scanner with a reading distance of 1.2 - 2.4 inches, for reading curved surfaces **\$949 \$569**

BA-10 Raygun Automatic Scanner, pistol beam scans across bar code, just point and shoot! Maximum reading width of 2.5 inches **\$1299 \$799**

 International Technologies and Systems Corp.
12 Captain's Watch, Huntington, CT 06484
Phone (203) 929-1880 Telex 285716 ITSCO UR
VISA and MasterCard accepted

Circle 262 on Reader Service Card

```

;-----
; save or restore the screen image in the buffer
; provided by BASIC, depending on the value of IFN%
mov     dl,byte ptr col_cnt
mov     dh,byte ptr row_cnt
mov     ax,ifn
pop     ds                ;point to BASIC's data
                             seg
mov     di,[bp]+18        ;point to buffer in
                             BASIC
push    bx                ;save the screen
                             offset;

mov     cl,dh
mov     ch,0
s11:   push    cx;          do for col_cnt columns
        push    bx
        mov     cl,dl
        mov     ch,0
s12:   push    cx
        cmp     ax,1
        je     down
        mov     cx,[di]    ;restore the screen
        mov     es:[bx],cx
        jmp     next
down:  mov     cx,es:[bx]
; save the screen image-byte & attribute
mov     [di],cx
next:  inc     bx
        inc     bx
        inc     di
        inc     di
        pop     cx
        loop   s12
        pop     bx
        add    bx,160
        pop     cx
        loop   s11
        push   cs
        pop     ds                ;point to data (code)
                             seg
        pop     bx                ;screen offset, next
                             part

        cmp     ax,1
        jne    exit                ;in case IFN%=2
; set up registers to draw the top of the window
mov     dl,201                    ;left end-of-line
                                     character
mov     dh,187                    ;right end-of-line
                                     character
mov     al,205                    ;middle character of
                                     line
mov     ah,attr                    ;window attribute
mov     cx,col_cnt                ;length of line
call    put_line                  ;do it
add     bx,160                    ;increment bx
; now for the body of the window
mov     dl,186                    ;left-end character
mov     dh,186                    ;right-end character
mov     al,32                     ;middle character
mov     ah,attr
mov     cx,row_cnt                ;do for NROW% less 2
dec     cx
dec     cx
row1:  push    cx
        mov     cx,col_cnt
        call    put_line
        add    bx,160                ;next line in window
        pop     cx
        loop   row1
; finish it off
mov     dl,200                    ;left end
    
```

```

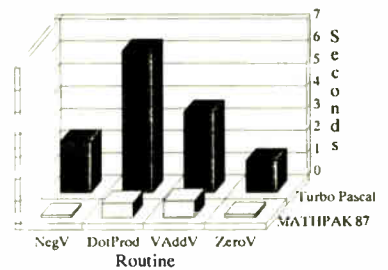
mov     dh,188      ;right end
mov     al,205     ;middle
mov     ah,attr    ;attribute
mov     cx,col_ent ;length
call    put_line
exit:   pop     ss      ;restore BASIC's
        registers
        pop     es
        pop     ds
        pop     bp
        ret     14
windo  endp        ;end of main proc
;-----
;put_line - puts a line on the screen
;assume upper left of screen area pointed to by es
;        bx points to offset of window in the screen
;        dl,dh end-of-line characters
;        al,ah midline character and attribute
;        cx contains line length put_line proc near push
;        bx
;first, save bx
mov     es:[bx],dl
inc     bx
mov     es:[bx],ah
inc     bx
dec     cx
dec     cx
dll:   mov     es:[bx],al
inc     bx
mov     es:[bx],ah
inc     bx
loop   dll
mov     es:[bx],dh
inc     bx
mov     es:[bx],ah
pop     bx        ;recover bx ret
put_line endp
;-----
code    ends      ;end of code segment
;-----
st_seg  segment   stack   'stack' ;define stack
        db       20 dup  ('stack ')
st_seg  ends
;-----
zloader segment   byte    'zload'
        assume   cs:zloader,ss:st_seg
endres  equ      $
;-----
loader  proc      far      ;loader entry point
        push    es
        xor     ax,ax
        push    ax
        mov     byte ptr ;set up to
            es:1,27h
        xor     ax,ax      ;terminate and stay
            resident
        mov     es,ax
        assume   es:zseg   ;point to low memory
        mov     comm_ofst,offset
            windo          ;subroutine entry
            comm_seg,seg windo ;within this
            segment
        mov     dx,offset grp:endres+100h ;don't
            save loader
        ret
loader  endp
;-----
zloader ends
;-----
end loader

```

MATHPAK 87 High Performance 8087 Software

MATHPAK 87 is a set of over 130 assembler coded numerical routines for use with 8087, 80287 or 80387 coprocessors. These routines are highly optimized and run up to 20 times faster than equivalent high-level language routines. To use MATHPAK 87 routines you simply call them from your program. A detailed and easy-to-read manual (180 pages) gets you started in minutes. MATHPAK 87 routines are *fast, convenient and reliable.*

MATHPAK 87 Timings
Execution Times on an IBM XT



MATHPAK 87 includes: 65 vector/scalar routines (vector add, subtract, ...); 24 complex vector/scalar routines; 11 matrix manipulation routines (add, subtract, multiply, transpose, etc.); LU decomposition/back-solving routines for real and complex systems; Gaussian elimination; matrix inversion; Gauss-Seidel and tridiagonal equation solver routines; 6 EISPACK eigenvalue/vector routines; 2 statistical and data-fitting routines; 5 FFT routines (1-D, 2-D, complex, real, convolution); 6 spectral analysis routines (windows: Parzen, Hamming, ...); routines for numerical integration and solution of differential equations; and missing functions for Modula-2 and Pascal: tan, log10, alog10, power, sinh, cosh and tanh.

MATHPAK 87 routines are the fastest available! On an IBM XT, a 1K complex FFT takes 1.85s (real 1.0s); LU decomposition of 90x90 matrix takes 29s; negating 10,000 real vector elements takes 0.10s; dot product (length 10,000) takes 0.638s.

\$89 US for Turbo Pascal version. \$119 US for MS Fortran, IBM Pro Fortran, Lahey Fortran, MS C, Lattice C, Logitech Modula-2 or ITC Modula-2 versions. Please specify version. Shipping \$5 (\$10 outside North America).

Precision Plus Software, 3148 Kingston Road, Suite 209-276, Scarborough, Ontario, Canada M1M 1P4. Telephone: (416) 761-5309.

International Dealers: England: Grey Matter Ltd., Tel: (0364) 53499; USA: The Programmer's Shop, Tel: (800) 421-8006 or (617) 740-2510.

NEW! **Comdex Booth R8731**

SafeSkin™ Keyboard Protector

Finally! A Keyboard Protector That:

- **PROTECTS CONTINUOUSLY - 24 HOURS A DAY** - Against computer downtime due to liquid spills, dust, ashes, staples, paper clips and other environmental hazards.
- **REMAINS IN PLACE** during the operation of your keyboard. SafeSkin is precision molded to fit each key - like a "second skin."
- **EXCELLENT FEEL** - The unique design eliminates any interference between adjacent keys, allowing smooth natural operation of your keyboard.
- **SafeSkin IS VIRTUALLY TRANSPARENT** - Keytops and side markings are clearly visible. In fact, SafeSkin is so clear, sometimes you may not know it's there!
- **DURABLE - LONG LASTING** - SafeSkin is not a "throw-away" item. Many of our protectors have lasted over 3 years under continuous daily use, without failure.

SafeSkin is available for most popular PC's and portables including: **IBM, APPLE, AT&T, COMPAQ, DEC, EPSON, KEYTRONICS, NEC, TANDY, TOSHIBA, WANG, WISE, ZENITH.** Specify computer make and model. Send \$29.95, Check or M.O., VISA & MC include exp. date. Dealer inquiries invited. Free brochure available.

Merritt Computer Products, Inc.
4561 S. Westmoreland / Dallas, Texas 75237 / 214/339-0753

for programs that want to pass information to one another. Your BASIC programs will know to look here for the location of the window subroutine. Its address is stored as two 16-bit words: a segment address and an offset within the segment. After setting the pointers, the loader executes a terminate-but-stay-resident interrupt, which effectively incorporates the window subroutine, but not the loader, into DOS.

Using Windows

First, you have to generate the WINDOW.EXE file by one of the two methods mentioned earlier. When you begin a session in which you will use the window subprogram, you must first execute WINDOW to install the subroutine. From the DOS prompt, type WINDOW.

The A> prompt should return momentarily. At this point, the subroutine is installed and will remain so until you reboot the computer. All a BASIC program has to do is look at the ICA to see where the subroutine is located and call it.

A problem might arise if you attempt to keep the window subroutine in memory while running non-BASIC programs.

Some of these other programs might use the ICA for their own purposes; this would destroy the address left by the window loader, and when your BASIC program came to call it again later, the results would be unpredictable and almost certainly undesirable.

If you have any doubts about whether your previously loaded window subroutine has been "lost" by another program using the ICA, repeat the installation process; it will cost you only another 1K byte or so of memory. To reclaim the memory, you must reset the computer.

Now look at what your BASIC applications program has to do to call the subroutine. I'll present some specific examples later, but for now I'll look at the more general steps. First, your program has to find out where the subroutine is located. The following statements should be executed before the first call:

```
10 DEF SEG=0
20 WINDO=PEEK(&H4F0)+(256*PEEK(&H4F1))
30 SUBSEG=PEEK(&H4F2)+(256*PEEK(&H4F3))
40 DEF SEG=SUBSEG
```

WINDO is the address of the memory-resident subroutine, and SUBSEG is its memory segment. To call the program, you set the segment using DEF SEG and issue a call to the subroutine address.

The format of the subroutine call is CALL WINDO (BUFR%(I),IFN%,ROW1%,COL1%,NROW%,NCOL%,ATTR%). Note that the arguments are all integers, and they must all be initialized before the call.

ROW1% and COL1% values specify the location of the window on your screen, in terms of the position of its upper left corner. Row numbers run from 0 to 24, and column numbers from 0 to 79. To place a window in the upper left corner of your screen, set ROW1% and COL1% to 0.

NROW% and NCOL% parameters determine the size of the window in rows and columns. Valid ranges are 2 to 25 for ROW1% and 2 to 80 for COL1%.

ATTR% determines the window's background color and the color of its double-line outline.

BUFR%(I) is a buffer for the subroutine to temporarily store the screen contents. It must have a dimension of at least n, where n is the number of rows times the number of columns of the biggest window you will use. (Since an integer holds 2 bytes, one array element will hold one screen location: character plus attribute.) If you plan to have more than one window active at a time, the dimension of BUFR% must be large enough to handle the contents of all the open windows.

I is an index to the array element in BUFR% where you want to start storing screen contents. You must supply it. For instance, say you want to create 5-by-10 and 12-by-30 windows. BUFR% would be dimensioned as a 410-element array. You would call the window subroutine the first time with I pointing to BUFR%(1) and the second time with I pointing to BUFR%(51).

IFN% is a function switch. If IFN% is 1, screen contents are saved starting at BUFR%(I), and a window is opened on the screen. If IFN% is 2 (or any value other than 1), NROW% x NCOL% elements from the buffer are put back on the screen, effectively closing the window. The usual sequence of operation is to call WINDO with IFN% equal to 1 to fill BUFR%, then with IFN% equal to 2 to replace it. For special purposes, however, you could fill BUFR% with whatever you wanted, then execute a call to WINDO with IFN% equal to 2 to dump it quickly to a specific screen location.

I wish to stress several points. Remember that all parameters must be integers and must be initialized. The subroutine does not do any error checking for validity of the arguments. Your program

continued

Table 1: Meanings of the bits contained in the attribute byte.

Bit	Value	Meaning
0	1	Blue component, foreground
1	2	Green component, foreground
2	4	Red component, foreground
3	8	Intensity component, foreground
4	16	Blue component, background
5	32	Green component, background
6	64	Red component, background
7	128	Blinking component, foreground

Listing 2: A BASIC program that calls the windowing subroutine to conduct a dialogue with the user.

```
100 ' Example program 1 - Window Dialogue
110 ' Get location of windows subroutine
120 DEF SEG=0
130 WINDO=PEEK(&H4F0)+(256*PEEK(&H4F1))
140 SUBSEG=PEEK(&H4F2)+(256*PEEK(&H4F3))
150 DEF SEG=SUBSEG
160 ' Define a buffer to hold a 7-by-40 array
170 DIM BUFR%(280)
180 ' Set up the subroutine arguments
190 ROW1%=2 ' window will appear in 3rd row,
200 COL1%=3 ' 4th column
210 NROW%=7 ' it will be seven rows deep and
220 NCOL%=40 ' 40 columns wide
230 ATTR%=80+3+8+128 ' magenta bknd, cyan fgnd, intense, blinking
240 ' Open window
250 IFN%=1
260 CALL WINDO (BUFR%(0),IFN%,ROW1%,COL1%,NROW%,NCOL%,ATTR%)
270 ' Extract foreground and background colors from ATTR%
```

continued

AT compatibility and protected mode software for your XT. . .

All This and OS/2!



The MotherCard 5.0

With the MotherCard 5.0 from SOTA Technology your XT or compatible can run Microsoft's OS/2 and all the next generation software.

The MotherCard 5.0 is a full-blown 80286 computer on a card. When installed in any 8088 based PC or XT, it becomes fully AT compatible. It also provides all the related hardware that is required to run OS/2 as well as the speed and memory needed to meet future computing demands.

MotherCard 5.0 Standard Features:

- 8, 10 or 12.5 MHz 80286 on board
- 80287 socket
- AT compatible Real-time clock
- Reconfigurable BIOS in static RAM and EPROM
- 640KB for DOS & 320 KB for EMS - expandable to 16 MB
- Software includes: RAM disk, Disk Cache, and Print Spooler

Compatibility: The card contains a reconfigurable BIOS stored in battery-backed RAM. This allows for an easy upgrade for a new BIOS, thus ensuring full compatibility for tomorrow's applications, including, of course, OS/2.

Speed: 8, 10, or 12.5 MHz - can run up to 12 times faster than your PC or XT and up to 2 times faster than an AT!

Memory: The board comes standard with 1 MB of memory (640 KB of DOS and 320 KB of EMS memory) Expandable up to 16 MB with an additional DaughterCard.

The MotherCard 5.0 works with all EGA, CGA, LAN, PC networks and tape backup systems without a hitch.



STATE OF THE ART TECHNOLOGY™
SOTA TECHNOLOGY, INC.
657 N. Pastoria Ave., Sunnyvale, CA 94086

If you have an XT and feel the era of protected mode and OS/2 is going to pass you by, don't worry! The MotherCard 5.0 from SOTA Technology will breathe new life into your old machine and let you avoid all the hidden costs of buying a new AT system (learning a new machine, configuring your new system etc.). Remember the MotherCard 5.0 - it's an instant AT for a lot less!

*SOTA Technology:
Turning the simple into the superlative.*

The MotherCard 5.0 can run:

- Protected mode software: VDISK, Oracle's Professional ORACLE, Micro Focus COBOL 2
- Novell Advanced Netware
- 3Com 3+ Network
- EGA & EGA Monitors of all kinds
- LOTUS 1-2-3 and SYMPHONY
- Ashton-Tate dBASE III Plus, Multimate
- All word processing programs
- MicroSoft Windows

With reconfigurable BIOS, MotherCard 5.0 will support protected mode OS/2

The above screen was created with MicroSoft OS/2 software developer's kit in an IBM PC with the MotherCard installed. IBM, OS/2, PC, XT, AT are trademarks of IBM Inc. All other products mentioned are trademarks of their respective companies.

See us at Comdex/Fall '87
Booth #C521

```

280 FG=ATTR% AND 15
290 BG=INT(ATTR%/16) AND 7
300 COLOR FG,BG
310 'Conduct dialogue in window
320 LOCATE ROW1%+3,COL1%+3
330 PRINT "What is your name "
340 LOCATE ROW1%+5,COL1%+3
350 INPUT NAM$
360 'Close window
370 IFN%=2
380 CALL WINDO (BUFR%(0), IFN%,ROW1%,COL1%,NROW%,NCOL%,ATTR%)
390 COLOR 7,0
    
```

Listing 3: A BASIC program that places multiple, overlapping windows on the screen, then removes them.

```

100 ' Example program 2 - Multiple Windows
110 '
120 ' get location of windows subroutine
130 DEF SEG=0
140 WINDO=PEEK(&H4F0)+(256*PEEK(&H4F1))
150 SUBSEG=PEEK(&H4F2)+(256*PEEK(&H4F3))
160 DEF SEG=SUBSEG
170 ' window data
180 DATA 3, 3, 20, 24, 44, 5, 5, 16, 30, 27, 2, 50, 15, 24, 109, 15, 40, 5,
25, 79, 13, 38, 10, 20, 219, 0, 0, 25, 80, 62
190 MAXBUF=3800: MAXWND=5
200 DIM BUFR%(MAXBUF), R(MAXWND), C(MAXWND), NR(MAXWND), NC(MAXWND),
NBYT(MAXWND)
210 NWND=0: NBUF=0
220 ' Open windows
230 FOR IDX=0 TO MAXWND
240   A$=INKEY$: IF A$="" THEN 240
250   READ ROW1%, COL1%, NROW%, NCOL%, ATTR%
260   GOSUB 1000
270 NEXT
280 NWND=NWND-1
290 ' close windows
300 FOR IDX=MAXWND TO 0 STEP -1
310   A$=INKEY$: IF A$="" THEN 310
320   GOSUB 2000
330 NEXT
340 END
1000 'Subroutine to open a window
1010 '
1020 ' check for invalid arguments
1030 IF NBUF+NROW%*NCOL% > MAXBUF THEN 1130
1040 IF ROW1% < 0 OR COL1% < 0 THEN 1130
1050 IF ROW1%+NROW > 25 OR COL1%+NCOL > 80 THEN 1130
1060 ' store window data
1070 R(NWND)=ROW1%: C(NWND)=COL1%: NR(NWND)=NROW%: NC(NWND)=NCOL%
1080 NBYT(NWND)=NBUF ' number of display positions occupied
1090 IFN%=1
1100 CALL WINDO (BUFR%(NBUF), IFN%, ROW1%, COL1%, NROW%, NCOL%, ATTR%)
1110 NBUF=NBUF+NROW%*NCOL%
1120 NWND=NWND+1
1130 RETURN
2000 'Subroutine to close a window
2010 '
2020 ' recover window data
2030 ROW1%=R(NWND): COL1%=C(NWND): NROW%=NR(NWND): NCOL%=NC(NWND)
2040 ' check for invalid arguments
2050 IF ROW1% < 0 OR COL1% < 0 THEN 2090
2060 IF ROW1%+NROW > 25 OR COL1%+NCOL > 80 THEN 2090
2070 IFN%=2
2080 CALL WINDO (BUFR%(NBYT(NWND)), IFN%, ROW1%, COL1%, NROW%, NCOL%, ATTR%)
2090 NWND=NWND-1
2100 RETURN
    
```

should do this. Also, make sure BUFR% is big enough to hold whatever you are going to put into it. If you try to stuff a big chunk of screen into a small buffer, you won't get a subscript out of bounds error; your program or BASIC will get clobbered, and it will be big-red-switch time.

Again, if you leave BASIC to run some programs that you suspect might alter the first two words of the ICA, it would be safe to install another copy of the subroutine.

In the next section, I'll present two BASIC programs that illustrate some techniques for using the windowing subroutine.

Sample Programs

Listing 2 demonstrates the use of windows to conduct a dialogue with the user. The idea is to place a window on the screen, then use LOCATE to position the cursor within the window for input and output. You could also capture input by using INKEY\$. Note that WINDO numbers rows and columns from 0 to 24 and from 0 to 79, respectively; LOCATE numbers them from 1 to 25 and 1 to 80.

Line 230 shows how you can customize the window colors by adding together the desired characteristics. Lines 280 and 290 demonstrate a technique for extracting the foreground and background colors from the attribute value. This lets you set BASIC's text-output colors to match the window colors with the COLOR statement. Try this program when the screen is filled with text. For example, try it when the screen is filled with the program listing.

Listing 3 illustrates the use of multiple, concurrent windows. When you run this program, every time you hit a key, one of six windows appears sequentially on the screen. As you keep pressing keys, the windows are closed. The window characteristics and positions are read from the data statement in line 180.

This demonstration program shows how a large buffer provides storage for multiple windows. Note the check in line 1030 to make sure that the assembly language program doesn't overflow the buffer.

Not Just Window Dressing

In this article, I've presented a subroutine that lets interpreted BASIC do windowing, a technique that will give your programs a state-of-the-art look. Apart from the usefulness of the program itself, it demonstrates how you can extend interpreted BASIC's capabilities with assembly language subroutines and illustrates a technique for interfacing such subroutines to BASIC. ■

XyWrite III Plus: For People Who Write



People who write a lot have always depended on XyWrite to get the job done. Datapro Research Corporation said XyWrite III was "...the fastest word processor...its power and flexibility are unmatched." Now XyWrite III Plus introduces authoring tools that will make you even more productive than before.

XyWrite III Plus has the flexibility to handle all of your writing needs, from simple letters and memos to special applications such as audio-visual scripts with multiple independent columns, or complex research papers which require one-key switching between notes, outlines and drafts - up to nine different files in nine "windows."

The on-line *Spelling Checker* sports a 100,000-word dictionary to help prevent embarrassing, and costly, typos. Check your spelling as you work. Or, if you'd prefer not to break your train of thought, wait and check the entire

document when you've finished writing it. You can even check multiple files with a single command. A unique shorthand feature saves valuable time by expanding pre-defined abbreviations; "asap" becomes "as soon as possible" instantaneously! And the renowned 220,000-word *Microlytics' WordFinder[®] Thesaurus* enhances creativity, putting alternative words at your fingertips.

Use the *Redlining* feature to edit another writer's document. Mark suggested changes to the text but leave the original material intact. Combine *Redlining* with *Hidden Notes* and you have an ideal way to share thoughts with the original author.

XyWrite III Plus provides unmatched laser printer support (including PostScript) for desktop publishing. Whether you're using cartridge or downloadable fonts, or mixing different point sizes on a line, XyWrite III Plus will automatically hyphenate and justify...as you type. A host of vertical spacing commands give you maximum control over vertical movement as well. And XyWrite III Plus lets you *Include* ready-to-print files from other sources, eliminating the need to cut and paste.

The superior output capabilities of XyWrite III Plus, combined with an established reputation for speed and flexibility, clearly indicate that there is only one choice for word processing software. If you write, you need XyWrite III Plus. For more information and the name of a dealer near you, call or write today.



 XYQUEST


3 Loomis St., Bedford, MA 01730
(617) 275-4439

PostScript is a registered trademark of Adobe Systems, Inc.

Circle 249 on Reader Service Card

B Y T E 1987 Extra Edition • Inside the IBM PCs 213

Safety in Numbers



2
year warranty

100+
G shock rating

30,000+
hours, MTBF

Reliability. The attribute that has made Silicon Valley Computer the world's leading manufacturer of ruggedized IBM™ compatible equipment. Reliability proven by the successful installation of thousands of disk and tape systems monthly. Superior engineering and meticulous care in manufacturing and testing have been the foundation of this reliability since 1982.

We offer a full selection of ruggedized hard-disk cards and high-quality commercial-grade disk-drive kits ranging in capacity from 21 to 512 megabytes. Also available are tape subsystems, 8- and 16-bit SCSI/ESDI/MFM/RLL disk controllers, Token Ring Ethernet controllers (Novell compatible), 3.5-inch floppies, 360 KB, 720 KB, 1200 KB, and 1440 KB floppies.

Tens of thousands of units are currently being used by the U.S. Navy, NASA, Pentagon R&D, major banking institutions, and numerous small businesses. All products meet or exceed stringent performance criteria. SVC established these standards to satisfy the needs of our growing list of sophisticated customers.

Compatibility.

Silicon Valley Computer drives have been interfaced with most IBM PC, XT, XT286, ATs and compatibles. Over 50 clones have been tested as 100% compatible with our drives using IBM PC-DOS 3.1/3.2/3.3.

We are also the first company in the industry to supply hard disk add-on units for the new IBM Personal System 2 Model 30, Model 60, and Model 80 machines.

Service.

Quality customer service is as important to us as the quality of our product. Ninety percent of all orders are shipped within 24 hours of receipt. Each order is accompanied by complete documentation, software, cables and mounting hardware. All products are available with our industry-leading two-year swap-out warranty. When you want the best product, service and reliability, at very competitive prices, call Silicon Valley Computer.

COMDEX/Fall '87
Booths 321 and 323



SILICON VALLEY
COMPUTER

140 Archer Street, San Jose, California 95112 • 408 288-8837
TELEX 821299 SILICON VLY • FAX 408-947-1353

Circle 202 on Reader Service Card

The Gold Card (hard-disk-card)

Silicon Valley Computer has the widest selection available.

RUGGEDIZED

21R MB 80G shock • 65 ms w/ auto head lifters • 30,000 hr MTBF (MFM)
32R 80G shock • 65 ms w/ auto head lifters • 30,000 hr MTBF (RLL)
40R 100G shock • 29 ms w/ auto head lifters • 30,000 hr MTBF (SCSI)
40AT 100G shock • 26 ms/hd lifters • 100% AT compatible • 30,000 hr MTBF

SILENT RUNNING

21L MB 65 ms • Oxide media • 5,000,000 BPS • 10 W, 30,000 hr MTBF (MFM)
21F 65 ms • Plated media • 30 dB • 5,000,000 BPS • 25,000 hr MTBF (MFM)
32F 65 ms • Plated media • 30 dB • 7,500,000 BPS • 25,000 hr MTBF (RLL)
50F 62 ms • Plated media • 30 dB • 7,500,000 BPS • 25,000 hr MTBF (RLL)

Hard-Disk PC Kits (half height)

21L MB 65 ms • Oxide media • 5,000,000 BPS • 10 W • 28,000 hr MTBF (MFM)
32F 65 ms • 30 dB • Plated media • 7,500,000 BPS • 20,000 hr MTBF (RLL)
40R 29 ms • Plated media • 8,000,000 BPS • 10 W • 30,000 hr MTBF (SCSI)
40 26 ms • World's fastest 40 MB drive • 30,000 hr MTBF (MFM)
50F 62 ms • 30 dB • Plated media • 7,500,000 BPS • 20,000 hr MTBF (RLL)

Hard-Disk PC Kits (full height)

30 MB 40 ms • 30,000 hr MTBF • 5,000,000 BPS (MFM)
72 26 ms • 30,000 hr MTBF • 5,000,000 BPS (MFM)
120 28 ms • 30,000 hr MTBF • Novel: compatible (MFM)
150 28 ms • 30,000 hr MTBF • 10,000,000 BPS (SCSI/ESDI)
234 28 ms • 30,000 hr MTBF • 7,500,000 BPS (SCSI)
317 28 ms • 30,000 hr MTBF • 10,000,000 BPS (SCSI/ESDI)
800 100 ms • Removable WORM • Optical/laser (SCSI)

IBM Compatible Devices

60 MB Tape systems • Internal mounting, half-height DC 600 A cartridge
60 MB Tape systems • External mounting power cabinet included
40 MB Tape systems • Floppy interface DC2000 cartridge
Token Ring compatible Ethernet boards • 10 MBPS
SCSI Hard-disk tape controller • 8/16-bit switchable w/floppy
MFM Hard-disk controller • 8/16 bit • 2 W • 2K buffer
RLL Hard-disk controller • 8/16 bit • 2 W • 2K buffer
ESDI Hard-disk/floppy/MFM controller • 8/16-bit • 10 MBPS

IBM is a registered trademark of International Business Machines Corp.

PRICES TOO LOW TO ADVERTISE!

(Volume users/resellers, call 408 288-8838.)

Creating filters to work with MS-DOS's pipe and redirection functions

Pipes and Filters

Paul Baker


Pipes, filters, and I/O redirection are standard features of Unix, and, with some creative programming, they can become powerful features for MS-DOS as well. Pipes let you string commands together, with the output of one becoming the input of the next. Filters perform utility-like functions while letting data flow through them. I/O redirection lets you modify the standard data source and destination devices. You can use them together to execute multiple sequential functions with little effort.

The three standard MS-DOS filters, FIND, SORT, and MORE, are designed to manipulate ASCII text files. FIND searches for a specific string of text and displays or counts those lines that include the specified text. SORT, as the name implies, sorts or alphabetizes a file by a particular column. MORE displays a file one complete screen at a time, pausing until told to continue.

Piping Programs Together

The pipe operator, a vertical bar (|), lets you give the system more than one command at a time. You place the pipe symbol between commands or program names within a string of commands, and the output of one program automatically becomes input to the next.

For example, the DIR | SORT / +10 command groups and sorts a directory by file extension, starting at position 10. The pipe symbol between the two commands indicates that the output of the DIR command goes to SORT rather than to the screen. The SORT filter sorts the infor-



mation based on the characters starting in position 10 of each line of the directory and sends the sorted data to the screen.

Redirecting I/O

The standard MS-DOS data source and destination are called standard input and standard output, respectively. The keyboard is the default for standard input, and the CRT screen is the default for standard output. However, you can send input and output to other devices with the redi-

rection symbols: > redirects a program's output, < redirects a program's input, and >> adds a program's output to the end of a new or existing file.

The standard device for any error messages is called standard error. It is always the CRT screen, and you cannot redirect it. This is an important point, since you would not want error messages to appear in your redirected output.

The redirection symbols tell MS-DOS to temporarily substitute another device for standard input or standard output. For example, you might redirect standard output to go to the printer, a serial port, or a disk file, and you might redirect standard input to come from a serial port or a disk file.

Although redirection is a simple concept with a seemingly simple result, it is most important when you are using the pipe command. You usually use pipes and filters in MS-DOS without the aid of applications programs. If you didn't have the redirection symbols, you would have no way of getting a printout or saving your results without

developing other programs to perform these tasks.

Programs that work with the pipe command will also work well with the redirection symbols. For my example, I displayed the sorted directory on the screen. However, I could have used the

continued

Paul Baker (Route 12, Box 461, Cleveland, TN 37311) is a telecommunications analyst.

output redirection symbol (>) to send the directory to the printer or to a disk file. For example,

```
DIR | SORT /+10 > PRN
```

sends the sorted output to the printer;

```
DIR | SORT /+10 > DIR.TXT
```

creates a file named DIR.TXT and sends the output to that file; and

```
DIR | SORT /+10 >> DIR.TXT
```

appends the sorted directory to the end of DIR.TXT, which can be a new or an existing file.

Filters versus Utilities

Filters are a form of utility program, but utilities and filters differ in how their input and output sections are designed. Utilities accept data as input and supply data as output, while filters let data flow through them.

Utility programs usually either stop and ask you for input and output filenames or let you include those filenames

as parameters when you enter the program-execution command. For example, if I have a utility program named STRIP.COM that strips control characters from word-processing files, the command STRIP INFILE.TXT OUTFILE.TXT tells the program to accept input from INFILE.TXT and to place output in OUTFILE.TXT.

Filters work with the pipe and redirection commands. Input comes from the previous filter, from standard input, or from another input device via redirection. Output goes to the next filter or to standard output or is redirected to another output device. If you designed STRIP as a filter instead of as a utility, you could get the same result, and the program would work the same way. The command STRIP < INFILE.TXT > OUTFILE.TXT accepts data from INFILE.TXT and directs output to OUTFILE.TXT. Creating STRIP to work as a filter doesn't reduce its ability to operate in stand-alone mode; it lets you use STRIP in a string of commands.

For example, assume that INFILE.TXT is an ASCII text file of customer records with four fields in each record: name, address, state, and ZIP code. The command STRIP < INFILE.TXT | FIND "TN" | SORT > OUTFILE.TXT strips the control characters from INFILE.TXT, locates all people from Tennessee, sorts them by name, and saves the results in OUTFILE.TXT. You don't have to execute three different programs separately and supply I/O information to each one. If I had a label filter, I could add it after SORT, redirect the results to the printer, and print mailing labels.

Creating a Filter

A filter is a program that accepts a string of characters from the input, manipulates or modifies the data, and writes the revised information to the output. The input and output are the only sections of the program that are unique to filters. If you design a filter to work with pipes, it won't need to ask for input and output filenames; proper use of the pipe automatically specifies source and destination. In addition, since filters have a minimum of user interaction, they don't need extensive menus.

For example, look at INSERT.ASM, a filter that inserts data into a text file. [Editor's note: *INSERT.ASM* is available in *Microsoft Macro Assembler source code in print, on disk, and on BIX*. See the insert card following page 208 for details. Listings are also available on *BYTEnet*. See page 4.] The input data can include character strings, blanks, carriage returns, linefeeds, formfeeds, or other information. INSERT passes data from one filter to the next via temporary

Save time and money— Get your hands on this...

Diskette Duplicator

The AFX-4B can deliver over 200 copies per hour, with your IBM PC, XT, AT, or compatible.

Other features include:

- 48 TPI, 96 TPI, and 3 1/2" Formats Available
- Audible Alarm when Copies Completed
- Preventive Maintenance Indicator
- On Screen Production Statistics
- Multiple Formats Supported
- Diskette Serialization



Datapath offers more. The AFX-4B is just one of the many innovative media duplication products we offer. For example, we also offer a broad line of **Auto-Loading** diskette duplicators, for high volume, unattended operation. And there's our new double speed, automatic diskette envelope stuffer, which easily handles up to 60 insertions per minute. Or perhaps our 1/4" tape cartridge duplicator may be just what you are looking for. So, for more information about our products and company, or to order your AFX-4B Diskette duplicator, call us at... **408/998-4177**

Datapath *The Leader in Precision Media Duplication Products.*

Datapath Technologies, Inc., 50 Airport Parkway, Suite 64, San Jose, CA 95110

files that are created, maintained, and deleted by MS-DOS at the completion of the pipe operation. This process is inherent in the pipe command and is automatic as long as you design the filter to operate with the standard devices.

Listing 1, `get_ready`, is the first important code segment from `INSERT.ASM`. It determines where to find the input data. The code loads the handle or the identification of 00, the standard input. Then it calls the MS-DOS function to duplicate the handle. This function returns a new handle number in the AX register, which is to be used as the source of input. This handle could be for a temporary file, created by the pipe function, that contains the output from a previous filter; it could point to a file specified initially in the invoking command; it could reference a re-

directed device specified initially; or it could be the handle for the keyboard, the standard input. Then the program stores this handle in the BP register for later use and closes the duplicated file.

Listing 2, `read_data`, uses the duplicate file handle. It points to the input buffer and loads CX with 800 hexadecimal to tell MS-DOS to read a buffer's worth (2048 bytes) of data. Then `read_data` loads BX with the duplicate file handle from listing 1 that points to the input source, and the program calls the MS-DOS read function. If more data is to come from the input source, the program processes this current data and eventually returns to `read_data` to get more.

Output in either character or string format goes to the standard output device. Listing 3, `send_byte`, uses the MS-DOS

All you have to design is each filter's processing section; the I/O sections could be similar in each one. Keep them small and dedicated.

service function 02h to send the character in DL to the screen. The output automatically goes elsewhere if you indicate redirection in the initial command.

Handling Error Messages

Almost by definition, error messages should go to the screen, even if you redirect the output elsewhere. This prevents error messages from ending up in your printout, or worse, nested into a data file. If you could send your error messages to a data file, you wouldn't know that you had errors until you needed to use the data. This could be frustrating.

Listing 4, `bad_param`, handles the error messages that might occur while you are using the `INSERT.EXE` filter. First it points to the error message and indicates how many bytes to send. Then it loads 0002h into the BX register; this specifies the handle related to the standard error device, which is almost always the CRT screen. Next, the program loads DS with the address of the data segment related to `INSERT.EXE` and calls the MS-DOS service function 40h to output the 47-byte error message to the standard error device.

The Sky Is the Limit

Once you are familiar with the input and output sections of filter programs, the sky is the limit regarding the variety of useful filters that you can develop. All you have to design is the filter's processing section; the I/O sections could be similar in each one. Remember to keep them small and dedicated, and therefore efficient. A study of `INSERT.ASM` can help with the programming techniques.

Small dedicated programs or filters that operate with the MS-DOS pipe and redirection symbols have a definite worth. With a little creativity and a few filters, you could handle many applications, including databases of phone and address lists, home inventories, and an index of what programs are on what disks, to mention a few. If you have any comments or suggestions about filter programs used with pipe and redirection functions, I would be interested in hearing them. ■

Listing 1: This section of `INSERT.ASM` determines where the program is to find the input data.

```
get_ready: XOR  BX,BX          ; load handle 00
           MOV  AH,45h        ; get file duplicate
           INT  21h
           MOV  BP,AX         ; set BP to new handle
           MOV  AH,3Eh        ; close file
           INT  21h
```

Listing 2: This segment of code reads 2K bytes into the input buffer.

```
read_data: CLD
           MOV  DX,OFFSET data_buf ; store in data_buf
           MOV  CX,800h           ; set to read 2048 bytes
           MOV  BX,BP             ; set BX to file handle
           MOV  AH,3Fh           ; read input data
           INT  21h
           OR   AX,AX            ; data read?
           JNZ  more_data
no_data:   IRET
```

Listing 3: These three lines of code use the MS-DOS service call to send the output.

```
send_byte: MOV  DL,AL          ; load character in DL
           MOV  AH,02h        ; send character to display
           INT  21h
```

Listing 4: This section of code handles any error messages.

```
bad_param: MOV  DX,OFFSET err1   ; point to error message
           MOV  CX,2Fh          ; send 47 bytes
           MOV  BX,0002h        ; point to standard error
           PUSH ES               ; save new data segment
           POP  DS               ; get new data segment
           MOV  AH,40h          ; send message to standard error
           INT  21h
```

PRO SERVE GUARANTEES THE LOWEST PRICE FOR QUALITY COMPATIBLES OR YOUR MONEY BACK!*

**PRO SERVE+™
XT TURBO**

\$629 COMPLETE!

With One
360k Floppy
and One 20Mb
Hard Drive

**ONLY
\$939**



**NEW! PRO SERVE+™
10 TURBO**

\$699 COMPLETE SYSTEM!

**COLOR
MONITOR
EXTRA**

Shown with
Optional
Color Monitor



**PRO SERVE+™
AT TURBO**

\$1169 COMPLETE!
**386 Version
ONLY \$2799**



STANDARD FEATURES:

IBM PC/XT Compatible
4/8 MHZ CPU speeds
640k RAM Memory
Two 360k Diskette Drives
8 I/O Slots
150 Watt Switching Power Supply
FCC Approved Chassis
AT Style Keyboard
High-Resolution Amber Monitor
Hercules Compatible Graphics Card
Parallel Port
User Manual
Complete and Ready to Run!

STANDARD FEATURES:

IBM PC/XT Compatible
4.77/10 MHZ CPU speeds
Keyboard selectable
640k RAM Memory
Two 360k Diskette Drives
8 I/O Slots
Reset Switch and Keyboard Lock
150 Watt Switching Power Supply
FCC Approved Chassis
AT Style Keyboard
High-Resolution Amber Monitor
Hercules Compatible Graphics Card
Parallel Port
User Manual
Complete and Ready to Run!

STANDARD FEATURES:

IBM AT Compatible
6/10 MHZ CPU speeds
1Mb RAM Memory
One High Density 1.2 Mb Diskette Drive
Hard/Floppy Disk Controller Card
8 I/O Slots
200 Watt Switching Power Supply
FCC Approved Chassis
Enhanced AT Style Keyboard
High Resolution Amber TTL Monitor
Hercules Compatible Graphics Card
On-Board Clock/Calendar
Parallel Port User Manual
LAN & Multi-User Ready
Complete and Ready to Run!

Many other configurations and options available. Call Pro Serve for quotes. Requests For Bids on High Volume Orders Welcomed.

HARD DRIVES

Seagate 20Mb w/contr. ST225..... \$315
Seagate 30Mb w/contr. ST238..... 369
Seagate 20Mb for AT ST225..... 289
Seagate 30Mb for AT ST4038..... 529
Seagate 40Mb for AT ST251..... 499
Seagate 80Mb for AT ST4096..... 929

MONITORS

Amber TTL w/Tilt Swivel Base..... \$89
Color RGB Monitor..... 269
EGA Monitor w/Card..... 569

ADD-ON BOARDS:

Mono Graphics w/Par. Port..... \$59
Color Graphics w/Par. Port..... 69
EGA Adapter..... 169
XT Multi-Function w/Clock and
Ser., Par., & Game Ports..... 69
AT Multi-I/O w/ Ser., Par.,
& Game Ports..... 69
2MB AT RAM Expansion..... 295
Serial Port..... 26

PRINTERS

Panasonic / Okidata / Citizen
Toshiba / Hewlett Packard

**MOST ORDERS SHIPPED
WITHIN 48 HOURS**

TERMS: All prices subject to change without notice. Shipping is FOB Phoenix, AZ. Minimum shipping charge is \$2.50. UPS C.O.D. is \$3.00 additional. Arizona residents only, add 6.7% sales tax. Allow extra two weeks shipping time when paying by personal or company check. No extra charge for MasterCard or Visa orders. Add 4% for American Express orders. All shipments sent insured. Defective merchandise may be returned for repair or exchange only. Mer-

chandise returned for credit is subject to a 15% restocking charge. A Returned Material Authorization number obtained from Pro Serve in advance must be shown on the shipping label for all returns.

All systems are burned-in and tested for 24 hours. We configure systems boards, set up switches, format hard drives, perform all diagnostics, and check the system with your monitor. All systems are FCC approved: Class 15J, Part B.

IBM PC/XT and AT are registered trademarks of IBM Corp.

© 1987 Pro Serve Corporation

* PURCHASE WITH CONFIDENCE!

Here is our commitment to you:

30 Day Money-Back Guarantee — If you are not satisfied with any item you purchase from Pro Serve, you may return it within 30 days of the date of shipment for a full refund. Returns must be "as-new", not modified or damaged, with all warranty cards, manuals, and original packing intact, and must be pre-authorized by Pro Serve, and be shipped prepaid and insured.

One Year Limited Warranty — Pro Serve warrants the products it manufactures to be free from defects in materials and workmanship for a period of one year from the date of shipment. During this one year period, Pro Serve will repair or replace, at its option, any defective products or parts at no additional charge, provided the product is returned, shipping and insurance prepaid to the Pro Serve repair facility.



**CALL TOLL FREE:
1-800-621-8285**

(In Arizona, Call: 1-252-0017)

34 W. Monroe 300, Phoenix, AZ 85003
Circle 139 on Reader Service Card

A BIOS building block for compatibility

A Timing-Independent BIOS

Howard N. Cohen and John Hanel


Performance is a common way for IBM PC-compatible manufacturers to differentiate their machines from one another. The first important difference between the IBM PC AT and its clones was the processor's clock speed. Beginning with the original AT, which had a 6-megahertz clock speed, IBM and manufacturers of AT-class computers have increased performance by increasing the clock speed to 8, 10, and 12 MHz, and beyond.

A number of AT-class machines are available with user-changeable clock speeds. In these computers, the user can, through a switch on the computer or a command from the keyboard, change the clock speed among two or more possibilities. The most common switching is between a fast clock speed (10 or 12 MHz) and the 6-MHz speed of the original AT.

To accommodate these machines, and to deal with a proliferation of AT-class computers with different clock speeds, requires a BIOS that is not dependent on a specific machine clock speed for critical timing loops. In this article, we will examine problems that can arise from increasing the processor clock speed, and we will show how speed-independent BIOS facilities can handle these problems.

Timing Problems

Many early purchasers of high-performance AT-compatible machines found that some applications would not operate properly on these machines. Some of these problems were caused by the higher



processor clock speed. The most common problem was with copy-protection schemes that were clock-dependent. To eliminate some of these problems, it became necessary to be able to switch speeds during machine operation.

Users, seeking to increase performance by replacing system clock crystals, also found problems using their existing BIOS. Upgrading machines from 6 to 8 MHz could cause intermittent errors, most notably in accessing floppy disk

drives. These problems became so widespread that IBM inserted a timing check into its AT BIOS to stop this practice.

As technology increased capabilities, many manufacturers found themselves in the unenviable position of having to support several compatible machines, each requiring a different BIOS.

To help alleviate problems for AT-compatible manufacturers, BIOS software should provide several features missing from a BIOS designed to run at a single clock speed. First, keyboard speed-switching support should let users dynamically change the speed of their machines and get around speed compatibility problems.

Second, the BIOS should allow for timing independence. This lets one version of the BIOS run on many machines, each with different speed characteristics.

Speed Switching

A multispeed, timing-independent BIOS lets a user change system clock speed from the keyboard on machines that have hardware support for multiple processor

clock speeds. Speed switching typically uses either Ctrl-Alt-1 or Ctrl-Alt-minus (keypad -) to switch to low speed and either Ctrl-Alt-2 or Ctrl-Alt-plus (key-

continued

Howard N. Cohen is president of Syenitic Software (10471 Lansdale Ave., Cupertino, CA 95014). John Hanel is supervisor of compatible software development for Award Software Inc. (130 Knowles Dr., Los Gatos, CA 95030).

Speed switching and timing independence are crucial AT-compatible BIOS features.

pad +) to switch to high speed. The speaker beeps once when switching to low speed and twice when switching to high speed. A change in the appearance of the cursor might or might not accompany the change in processor speed.

Internally, switching speeds is done by calling a Setspeed routine. You can modify this routine to perform whatever operations are necessary to make the hardware switch speeds. The default Setspeed routine used in the Award Modular BIOS switches speed by changing both bits 2 and 3 of the keyboard-controller output port (pins 23 and 24). This is compatible with most clone machines currently available that allow speed switching.

A user program can also call the Setspeed routine externally. To invoke the routine, a far call is made to F000:E826 hexadecimal. Prior to this call, the AL register must be set. If bit 7 = 1, the speaker beeps, signaling a speed switch. If it is 0, the speaker is silent.

The remaining 7 bits (0 through 6) are defined by the Setspeed routine installed for the particular machine. The default routine assumes a 7Fh for high speed and 0 for low speed. Other routines may support the other bit combinations for changing to additional speeds or setting the number of memory wait states.

In addition, you can execute Setspeed prior to running the power-on self-test (POST). You can configure the BIOS to run the POST in either low speed, high speed, or the default hardware speed. Also, you can configure the processor speed after the POST using the Setup program, which is resident in the BIOS.

Timing Independence

Many machine operations require an event to occur within a fixed amount of time. In most BIOSes, this time is normally computed by executing a loop of instructions a predetermined number of times. This is commonly referred to as a CPU timing loop. Figure 1 gives an example of a timing loop that will delay 3000 microseconds on an 8-MHz AT when called with CX set to 100.

When a machine runs at a different processor speed, the same timing loop will measure a different time interval. If the timing loop in figure 1 ran on a 12-MHz machine, it would delay for only 2000 μ s with CX set to 100.

Using timing loops for critical timings has some problems. All the loop counters must be computed based on an expected processor speed. This means that a separate BIOS will have to be generated for each machine running at a different speed. Also, if a machine supports speed switching, the timing loops will not be correct for at least one of its speeds.

To eliminate these timing-loop problems, you can design a BIOS to be timing-independent when possible. You do this by using a hardware pulse that, on most machines, has a constant period. On the AT, every time a memory refresh occurs, bit 4 of I/O port 61H changes state.

Most compatible machines do the same. Instead of counting instruction loops, the BIOS can count refresh pulses to allow time-outs in the BIOS to last the same amount of real time regardless of the CPU speed and number of wait states in memory. Figure 2 shows an example of how to use the refresh pulse for timing.

Unfortunately, not all compatible machines have similar refresh characteristics. However, there are a number of different ways to control the timing.

Short refresh (15- to 60- μ s update) is used if the refresh pulses are constant and less than 60 μ s apart. This is the most common refresh method because the AT operates this way.

On some machines (most notably the Intel 386 motherboard), the refresh pulse occurs much less frequently, sometimes as slow as 4 milliseconds. For these types of machines, use the long-refresh (greater than 60- μ s update) timing method. This method is similar to the short refresh except that its actual timing routines have been modified to work with the longer pulse rate.

On some machines, the refresh pulse is either unavailable or not constant (e.g., the refresh rate changes when the processor speed changes). For these types of machines, you should use the CPU timing method, which uses timing loops based on the CPU speed and not on the refresh rate. This results in a BIOS that is not timing-independent.

To minimize the timing problems, the timing loops should be set for the fastest processor speed available. At lower speeds, the loops will execute longer, but this is usually less harmful than having a timing loop finish too quickly. Timing loops executing too quickly can result in a high number of incorrect data reads from disks or "device not ready" situations from the disk drive and I/O ports. An extra-long timing loop might affect system performance but generally will not result in a deluge of errors returned.

Whenever the BIOS reaches an area of critical timing, it first determines what timing method it should use. Based on what you have configured, the BIOS calls the appropriate timing routines.

Several parts of the BIOS have critical timing dependencies. The first is the refresh test, high range/low range. During the POST, the BIOS tests the refresh pulse occurring on port 61H bit 4 for a reliable rate. It does this by counting the number of refresh cycles that occur in 55 ms. It then compares the result it gets with the high and low range and expects it to be between these two figures. This test executes only if you are using the refresh timing.

continued

```

; WAIT_CPU:
; This procedure waits a given period of time before
; returning to the calling routine. It is based on the
; speed of the CPU and will work correctly only on an 80286-
; based machine running at 8 MHz, one wait state, with the
; procedure starting on an even address.
;
;
; INPUT: CX = number of 30- $\mu$ s periods to wait
; OUTPUT: CX destroyed

EVEN
wait_cpu      proc      near
wait_cpu_loop:
    push      cx
    mov       cx,15          ; delay for 30  $\mu$ s
    loop     $
    pop       cx
    loop     wait_cpu_loop   ; decrement cx and loop
    ret
wait_cpu      endp

```

Figure 1: A CPU timing loop. (All examples of timing independence in this article are taken from the Award Modular BIOS developed by Award Software.)

5 ways *Instant-C*™ boosts productivity, even with programs larger than 1M*

**Create working, fully-tested programs faster than with any other C development system.
Far faster than with so-called "Turbo" or "Quick" products. Here's how :**

1. More changes per hour. With *Instant-C* incremental compiler technology, there are no compile/link delays. Change your program, and *Instant-C* recompiles only the changes. Since this approach matches the way you work, time savings over traditional compilers are substantial. Even large programs can run seconds after editing. Compare the turnaround times after a simple change:

Turnaround time comparisons, in seconds

	955 Line File, ₁		149 Line File, ₁	
	Compile,Link	Tot	Compile,Link	Tot
Instant-C	<1,0	<1	4,0	4
Turbo-C	12,18	30	6,18	24
Microsoft 4.0	76,16	92	27,16	43

1 XCONT.C (955 lines), and XL10.C (149 lines) used for the comparisons are part of Xlisp version 1.7, by David Betz. Each test was of a change to a single function in the file. Tests used 8Mz AT. Program length is as reported by Turbo C. Call us for detailed test results.

2. Fewer bugs. *Instant-C* finds both syntax and run-time errors automatically, with error-checking far more extensive than compilers provide: number and size of arguments (even without function prototypes), pointer references, computed function addresses, array references, overstacking of return addresses, arithmetic exceptions, conversion errors, shifts, unsigned pointer differences. Any one of these checks can save hours of debugging.

3. Faster debugging. *Instant-C* source-level debugging features are the best available for C. You never have to change options, recompile, or relink to access these powerful capabilities:

they're available even while editing:
 execute any C statement display data in any
 source code animation format
 source backtrace monitor variables/data
 set/clear any number of for changes
 breakpoints force return with/with
 step with/without calls out supplied value
 visual breakpoints

4. Easier testing. After you write a function, verifying its operation is as simple as typing its name. You don't have to construct test programs or recompile - *Instant-C* allows discrete testing and verification of individual functions. If the function is aborted due to an error, your execution environment is retained, and you edit and re-test without loading another program or issuing new commands. No time penalty for testing means more thoroughly tested, verified code.

5. More program creation, less housekeeping. *Instant-C* lets you concentrate on program creation, because it transparently handles tasks which require separate programs and command sets in other development systems: cross-module syntax checking, source formatting, compilation, linkage, run-time error checking. With editing, compilation, and debugging, these services are integrated into a seamless environment, not simply pasted together with menus.

Because *Instant-C* treats the program as a database of code, it has an intelligence unmatched by compilers. While editing you can, for example, display declarations of called routines, without knowing where they're declared. Edit and save functions by name without worrying what file contains them. Forget about source formatting. *Instant-C* does it all for you, automatically.

Transparency also means you can work in familiar ways: *Instant-C* editor keystrokes, formatting, and checking options are all configurable, and its debugging language is a language you already know: C. *Instant-C* magnifies your skill without testing your patience.

Instant-C is compatible with your current C programs, libraries, and hardware: since it is standard C, you can move source back and forth between commercial compilers and *Instant-C*. Dynamic object code linking lets you link in object files or libraries when needed. Accepts Lattice, Microsoft, Borland, and most commercial libraries. Graphics boards and non-PC hardware are supported as well.

*** Run huge programs now with *Instant-C/16M*™.** Based on Rational Systems' DOS/16M™ technology, *Instant-C/16M* has all the features of *Instant-C* v. 3, plus support for large programs in 80286/80386 protected-mode memory. Multi-megabyte programs, including unmodified object code and programs too large for Codeview™, can run immediately on DOS 3.x, AT-class machines.

Instant-C, *Instant-C/16M*, DOS/16M are trademarks of Rational Systems, Inc. Turbo C is a trademark of Borland Int'l. Codeview, MSDOS are trademarks of Microsoft Corp. PCDOS is a trademark of IBM Corp.

New features in version 3.0

- ANSI C extensions (including function prototypes)
- enums, struct assignments and returns
- Microsoft C near/far extensions
- medium and large memory models
- visual breakpoints
- stacking and recall of commands

For MSDOS and PCDOS, with 31-day money back guarantee. Includes editor, compiler, debugger, syntax checker, library, run-time error checker. *Instant-C*.....\$495.
Instant-C/16M.....\$895.

Rational P.O. Box 480
Systems, Inc. Natick, MA 01760
 (617) 653-6194

An important benefit is the ease with which system designs can be upgraded.

For example, if a machine has a refresh pulse every 15 μ s, a "cycle" lasts 30 μ s, and the number of cycles in 55 ms will be $55 \text{ (ms)} / 30 \text{ (}\mu\text{s)} = 1833.33$ cycles. We recommend that you set the high value to this plus 25 percent, so in this example it will be $1833.33 + (0.25 * 1833.33) = 2291$ refresh cycles. The low value should be set to 25 percent below the normal value.

The next part of the BIOS that has a critical timing dependency is the floppy disk motor spin-up. Whenever you turn on a floppy disk motor, you must let it spin up to speed before you try to read or write to the floppy disk. The length of this period of time is determined by multiplying the value from the floppy

disk parameter table times $\frac{1}{8}$ second.

The third part is the floppy disk head settle. After the head seeks to the appropriate track on a floppy disk, a short wait must occur for the read head to stop vibrating so that the read can occur reliably. The length of this period of time is determined by multiplying the value from the floppy disk parameter table by 1 ms.

Printer initialization must occur before printing any characters. The printer-initialization line is set and held low for a set period of time, then it is set high to complete the initialization. The recommended period of time is approximately 65 ms.

The keyboard check occurs during the POST. A command to initialize the keyboard is sent to the keyboard. The BIOS then waits for the keyboard to respond. If the keyboard does not respond in the time specified, the BIOS assumes a keyboard is not present. This wait should be approximately 100 ms.

The next part is the floppy disk command wait. Before the BIOS sends a command byte to the floppy disk controller, it should wait up to $\frac{1}{2}$ second for the con-

troller to signal that it is ready to receive a command.

The seventh BIOS part with critical timing dependencies is the floppy disk operation complete. After a command is issued to the floppy disk controller, the BIOS waits for the controller to complete the command for $1\frac{1}{2}$ seconds.

Next is the floppy disk status wait. After the floppy disk controller has completed a command, the BIOS must read the status bytes from the controller. The BIOS should wait for $\frac{1}{2}$ second for each status byte to come back from the controller before concluding that a controller malfunction has occurred.

The fixed disk controller busy is also timing-dependent. Before sending commands or reading status from the fixed disk controller, the BIOS must wait for approximately 8 seconds for the controller to signal that it is ready before an error condition is returned.

Next we have the fixed disk controller complete. After a command is issued to the fixed disk controller, the BIOS waits for the controller to complete the command for 10 seconds before signaling an error.

The next timing-dependent BIOS part is the fixed disk read/write long. When performing a read/write long on a fixed disk, the BIOS should wait 2 ms for the controller to accept/send the ECC (error correction code) bytes.

Next is the communication wait. When the BIOS performs data transfers over the RS-232C port, it should wait approximately 1.2 seconds for the external device to respond.

The last one is printer busy. When the BIOS prints characters to the printer, it waits until the printer is not busy before sending the character. The time-out value is looked up in the ROM BIOS data area and multiplied by 1 second to determine the time-out for the printer.

Building Block of Compatibility

Manufacturers of AT-class computers face the task of providing unique features for products that, in order to be salable, must provide a specific level of functionality. A BIOS that is not dependent on a particular clock rate allows the system designer freedom to alter the system clock to obtain peak performance without requiring massive custom programming. An important benefit is the relative ease with which system designs can be upgraded, because a level of uncertainty (will the software still work?) has been eliminated.


An understanding of the principles used in writing the timing-independent BIOS is a major step toward designing hardware and software compatible across a broad range of computers. ■

```
;WAIT_REFRESH:
; This procedure also waits a given time period before
; returning to the calling routine. It gets its timing from
; port 61H, bit 4, and will thus run on either 80286 or
; 80386 machines at any clock speed greater than 6 MHz,
; with any number of wait states in memory.
;
; Port 61H, bit 4, changes state every time a memory
; refresh occurs. Memory refresh normally occurs
; once every 15  $\mu$ s, so port 61H, bit 4,
; completes a cycle once every 30  $\mu$ s.
;
; The Modular BIOS uses this bit because very few
; applications will reprogram the memory-refresh time.
; Applications programs that want to be CPU-speed-
; independent should use timer channel 2. This will also
; let them run on 8086-based machines.
;
; INPUT: CX = number of 30- $\mu$ s periods to wait
; OUTPUT: AL, CX destroyed
WAIT_REFRESH proc near


wr_state_0:
    in    al,61H ;wait while port 61H, bit 4
    test  al,010h ;is low
    jz    wr_state_0
wr_state_1:
    ;wait while port 61H, bit 4,
    in    al,61H ;is high
    test  al,010h
    jnz   wr_state_1
    loop  wr_state_0
        ;30  $\mu$ s have elapsed,
        ;so decrement counter and wait
        ;again.
    ret
wait_refresh endp
```

Figure 2: A refresh timing loop.

SELECT 5 BOOKS for only \$3.95 (values to \$129.75)



2937 \$29.95
Counts as 2



1556P \$15.50



1939 \$25.95




2838 \$19.95



2700 \$49.95
Counts as 3



2757 \$24.95



1898P \$12.95



1613 \$19.95



2620 \$25.95



2855 \$24.95



1251P \$10.25



7124P \$13.50




2650P \$14.95



2771 \$25.95



2749 \$22.95



2856 \$25.95




1970 \$22.95




1921P \$15.95



2748 \$21.95



2671P \$12.95




2782 \$22.95




1874 \$21.95



1496P \$11.50



2837 \$29.95
Counts as 2



2859 \$29.95
Counts as 2



1948P \$16.95



2808P \$19.95



2666 \$28.95
Counts as 2



1848P \$15.95

When it's new and important in business or personal computing, The Computer Book Club has the information you need . . . at savings of up to 50% off publishers' prices!



The Computer Book Club®

P.O. Box 80, Blue Ridge Summit, PA 17214

Please accept my membership in The Computer Book Club® and send the 5 volumes listed below, billing me \$3.95 plus shipping and handling charges. If not satisfied, I may return the books within ten days without obligation and have my membership canceled. I agree to purchase at least 3 books at regular Club prices (plus shipping/handling) during the next 12 months, and may resign any time thereafter.

Name _____
 Address _____
 City _____
 State/Zip _____ Phone _____

Valid for new members only. Foreign applicants will receive special ordering instructions. Canada must remit in U.S. currency. This order subject to acceptance by The Computer Book Club® BY-1087



1852 \$21.95



1873P \$17.95



1911P \$17.95



2705 \$22.95



2857 \$25.95



2627P \$17.95

(Publishers' Prices Shown)
All books are hardcover unless otherwise indicated.

Put the World at Your Fingertips!

PC-GLOBE...the remarkable new program that gives you an **instant profile** of 177 different countries

ONLY \$59⁹⁵

Registered owners will be entitled to special pricing on annual updates.

Put the World at Your Fingertips!



The remarkable new program that gives you an instant profile of 177 different countries.

Packed with up-to-the-minute data, hundreds of maps and full-color graphics, PC-GLOBE literally puts an atlas and encyclopedia on your computer screen.

PC-GLOBE has two fully integrated sections—Maps and Database. At the touch of a key...

- Pinpoint any of 177 different countries. The selected country will be highlighted for instant identification.
- Access maps of any of six different continents. On each map, locate countries or display the following overlays: 1) Major Cities, 2) Elevation and 3) Population Density.
- Access individual maps for any of the 177 countries. Overlays display Major Cities and Elevation.

The Database portion of the program offers the following information for each of the 177 countries—

- National population statistics & growth trends
- Major cities with their populations
- Time zones
- Health statistics
- Age distribution
- Political parties
- Government leaders
- Major industries & agricultural products
- Imports & exports
- GDP trends
- Balance of trade statistics
- World data & commodity rankings
- Literacy rate
- Percent urbanization
- Language & culture
- Tourist attractions & climate
- And much more!

The Database may be accessed from any point in the program, at any time. This portion of PC-GLOBE is specifically designed to give you the vital facts you need in the simplest, most practical format. The data appears in a colorful array of charts, tables and informational capsules, reinforced with useful and authoritative commentary.

All screen displays can be printed out or modified by any number of screen-capture programs. In this way, PC-GLOBE can be used to prepare customized country reports and presentations.

PC-GLOBE contains six diskettes and runs on IBM[®]-PC/XT/AT or compatible computers with two floppy drives or one floppy drive and a hard disk. The program works with DOS versions 2.0 or later and requires 256K RAM and a color graphics board.

CALL 1-800-255-2789 (orders only)

or contact your local dealer. For additional information, contact CSI.

Circle 258 on Reader Service Card (Dealers: 259)

Comwell Systems, Inc.
P.O. Box 41852
Phoenix, AZ 85080
(602) 869-0412



Enhance Educational Programs

Obtain Instant Data For Marketing

Plan Vacations or Business Trips

*Three construction examples
that add a port to your IBM PC's bus*

Three Bus Interface Designs for the PC


James R. Drummond

In this article I'll take a look at how to interface three popular parallel-interface chips to almost any IBM PC bus. Using the extra I/O ports these chips provide, you can add timing capabilities, A/D converters, motor drives, and many types of sensors to your IBM PC to expand its capabilities far beyond what its designers planned. I'll demonstrate one simple interface using the Intel 8255 chip, and two more complex interfaces using the Motorola MC6821 and the National Semiconductor NSC810A chips. The latter two examples take advantage of programmable-array-logic technology to reduce the interface design's complexity to a few chips.

I won't cover the characteristics of each chip except insofar as they refer to the bus interface. Each chip has its own advantages, but all the chips have two 8-bit parallel ports in common. All the interfaces described are designed to be capable of 16-bit access where possible. I have not provided explicit layout diagrams, but you should have enough information to adapt these designs to your specific needs. For detailed information concerning the capabilities of these chips and their registers, consult the manufacturer's literature.

The IBM PC Bus

The IBM PC bus consists of 62 connections, as shown in figure 1. Many of the pins are used for direct memory access and interrupt handling, and I won't consider them here. I'm concerned with the address lines (A0 to A19), data lines (D0 to D7), and control lines AEN, RESET



DRV (which I'll call RESET for the remainder of this article), CLK, I/O CH RDY, I/O read (\overline{IOR}), and I/O write (\overline{IOW}). Power is available for peripherals on lines B1 and B31 (ground) and on lines B3 and B29 (+5 volts). All the bus lines are TTL-compatible.

Figure 2 shows some of the signals involved in standard IBM PC I/O cycles. It shows a word I/O cycle, which uses two I/O cycles to address successive I/O bytes. This simplifies programming by


avoiding "byte shuffling" (i.e., the 2 bytes are read in the proper order—least-significant byte in the lowest address, most significant byte in the higher address for word organization). The signals on address lines A0 through A9 determine which card is selected on the bus. The small interval between the two cycles indicates that data throughput can be high, but not all peripheral chips can handle two accesses so close together in time.

The clock signal is a 2-to-1 mark space ratio with a low time of 140 nanoseconds and a high of 70 ns. A single byte I/O access requires five clock cycles and completes on the first T4 cycle. Therefore, byte I/O can complete in a minimum of 1.02 microseconds at 4.77 megahertz. "Turbo" IBM PC-compatibles can have a faster timing.

You can extend the PC's read/write cycle using the I/O CH RDY line. When a slow card is selected, it activates the tristate buffer attached to the I/O CH RDY line, and the PC senses this level on the leading edge of the T2 cycle. If I/O CH RDY is low (device not ready), the PC automatically inserts one wait state into the I/O cycle, and the line is sensed again. Figure 2 shows the PC adding one extra clock cycle (TW¹) in the first I/O cycle, since I/O CH RDY is

continued

James R. Drummond (University of Toronto, McLennan Labs, 60 St. George, Toronto M5S 1A7, Canada) teaches electronics and microcomputer interfacing for physicists.



low at the end of the T2 cycle. Note that when the card tristates the driver for the I/O CH RDY line (shown in the diagram with the level at the halfway point), the line is actually pulled up to the ready state. Delaying the I/O cycle by more than a few microseconds will cause problems with the memory refresh system. The designs supplied here normally won't require more than a few extra clock cycles to operate properly.

The IBM PC has a most annoying restriction. Although the 8088 processor can use all 15 address lines to access 64K bytes of I/O space, only 10 address lines (A0 to A9) are actually decoded for I/O, resulting in a 1024-byte I/O space. IBM assigns standard I/O locations to many devices in this 1K-byte region, and these assignments are shown in table 1. At first glance, it might appear that there is free space in the "prototype card" region, which is addresses 300 through 31F hexadecimal. However, many third-party vendors use the prototype-card region for peripheral boards, so you might have to look elsewhere for I/O space. If you don't have many cards installed in your PC, one solution is to use the unoccupied assigned I/O locations. I've allowed for this situation by designing these circuits with switches to set the address so that you can move them to any unused region of the I/O space.

Unfortunately, 1024 I/O locations aren't enough when you have many installed cards splitting up the assigned I/O space, and some of the peripheral chips you might want to use have up to 26 registers each. Interfacing one such chip is usually easy, but when a design requires eight of these chips, the solution can get complicated. You can circumvent the problem by using the remaining six ad-

Figure 1: IBM PC bus connections. All signals are TTL-compatible. (Figure courtesy of IBM Corp.)

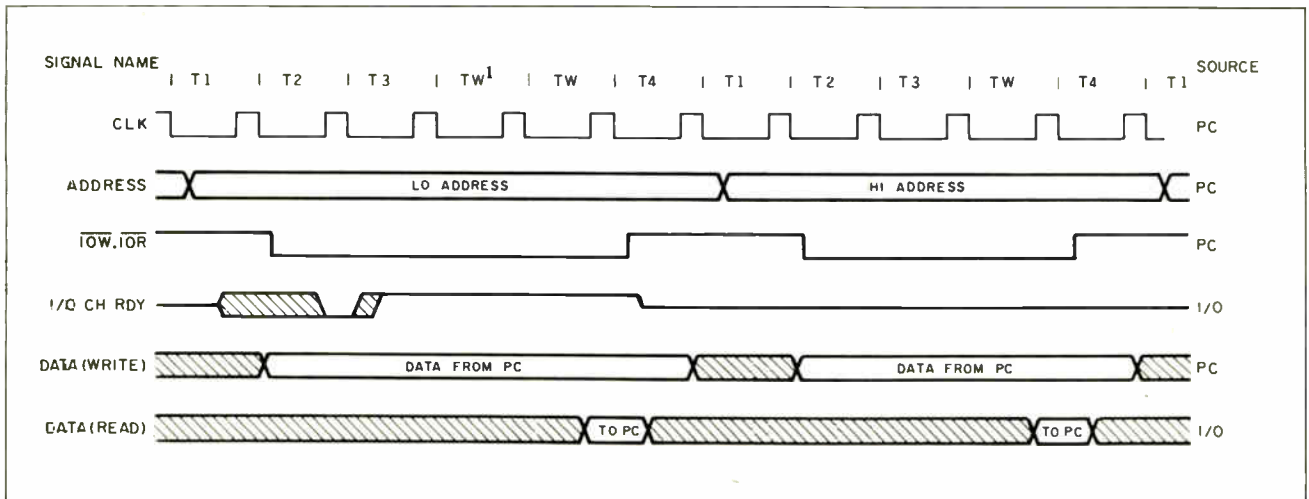


Figure 2: Timing signals for an IBM PC word I/O cycle. The CLK interval is 210 ns. Note that the word cycle is actually two byte I/O cycles and that I/O CH RDY is used to add an extra clock cycle to the first I/O cycle.

dress lines, regardless of what the IBM PC does. For example, the 26 registers of the peripheral chip mentioned earlier can be decoded with the least-significant address lines (A0 through A5), the card address decoded with the next address lines (A6 through A9), and the chip selected using the upper six address lines (A10 through A15).

This hardware trickery might seem awkward, but you can make it invisible to the programmer if the various addressing elements used by the software are defined symbolically. Thus, to access timer 1 on the fifth NSC810A chip on a card at address 300 hexadecimal using Turbo Pascal, you can define:

```
const
  CARD = $300;
  TIMER_1 = $012;
  NSC_5 = $2400;
```

To have the program read a 16-bit value, you write:

```
timer_value :=
  Portw[CARD or NSC_5 or TIMER_1];
```

or something similar. The actual values of the symbols are irrelevant to the programmer.

Software Considerations

One of the overlooked difficulties of interface design is potential problems with software. For the IBM PC, the Intel 8088 processor uses special instructions (IN, OUT) to address the I/O space. Performing I/O won't be easy unless the language you use has a mechanism to access these instructions. For example, Turbo Pascal has a complete set of built-in I/O instructions using the two "arrays" Portw[0..\$3FF] and Port[0..\$3FF], which access the I/O locations as bytes and words, respectively. Thus, to read a byte from I/O location 300h, the instruction is k := Port[\$300];, with equally simple instructions for writing to a port. Some other languages have similar constructs, but some do not. You should check out a prospective language carefully before purchasing it for I/O programming.

Conversely, software that can perform I/O can be an aid to debugging hardware problems. I have written three programs that test designs using the 8255, MC-6821, and NCS810A, respectively. The programs are written in Turbo Pascal and simply write and read a word from an I/O port. This might not seem like much, but it can help you track down a lot of problems due to miswired address or data lines. [Editor's note: T8255.PAS, T6821.PAS, and T810.PAS are hardware test programs written in Turbo Pascal.

Table 1: The assigned I/O locations in the IBM PC I/O space. (Table courtesy of IBM Corp.)

Hex address range	Use
000-00F	DMA chip 8237A-5
020-021	Interrupt 8259A
040-043	Timer 8253-5
060-063	PPI 8255A-5
080-083	DMA page registers
0A0	NMI mask register
0C0	Reserved
0E0	Reserved
200-20F	Game control
210-217	Expansion unit
220-24F	Reserved
278-27F	Reserved
2F0-2F7	Reserved
2F8-2FF	Asynchronous communications (secondary)
300-31F	Prototype card
320-32F	Fixed disk
378-37F	Printer
380-38C*	SDLC communications
380-389*	Binary synchronous communications (secondary)
3A0-3A9	Binary synchronous communications (primary)
3B0-3BF	IBM monochrome display/printer
3C0-3CF	Reserved
3D0-3DF	Color/graphics
3E0-3E7	Reserved
3F0-3F7	Disk
3F8-3FF	Asynchronous communications (primary)

*Since addresses overlap, you cannot use both communications options at once.

PAL6821.LST and PAL810.LST are PAL programmer equations. These files are available on disk, in print, and on BIX; see the insert card following page 208 for details. They are also available on BYTenet; see page 4.]

Hardware Design Considerations

Because the IBM PC bus can have many cards attached to it, you must drive it carefully, and each card must not load it excessively. In practice, this requires that you use no more than about two low-power Schottky TTL (LSTTL) inputs per slot and "bus buffer" chips to drive the data lines. A tristate LSTTL output can drive the I/O CH RDY line. All the interfaces described here use the 74LS245 for the bus buffers. Its logical pin-out makes the wiring easier.

The interface card must decode its own address, which you achieve by using a digital comparator that compares the address on the bus to that of the card. The card address is determined by the settings on a DIP switch. The 74LS682 is used for the comparator, since it has built-in pull-up resistors on one set of the inputs. Thus, to compare the corresponding address bit to a 1, the pin is left open, and to compare to a 0, the pin is grounded, requiring only a single-pole DIP switch.

The AEN line should also be compared to a 0 on the comparator. This will eliminate the possibility of spurious address decoding during a bus DMA cycle, when AEN is high (1).


I built all these cards on standard wire-wrap cards using precut wire. I have found this technique quick and reliable, although the board does not look pretty if it is extremely dense. I also solder 0.1 microfarad decoupling capacitors across the power supply and ground pin of every IC socket on the board, which reduces power-supply noise considerably.

Many IBM PC clones run with a faster clock than the IBM PC, so a card design that works well on a standard 4.77-MHz IBM PC might not run at all on an 8-MHz PC. Some "turbo" PCs also alter the bus timing in various ways to make it look more like a standard PC bus. Hence, a large number of possible bus timings exist that you can't anticipate in your design. The best solution is to use high-speed chips wherever possible. Using fast chips, I've run most of these designs on many PC variants, but I can't try all of them.

Now that I've covered the basics of the PC bus signals and some of the support-

continued

Users can add new functions to LOTUS, WORDSTAR, and dBASE



Move into **THE WEINER SHELL™** Get Room to Grow

- Users can add their own functions to C, BASIC, PASCAL, LOTUS, WORDSTAR, dBASE & most other programs on the market.
- Custom-design memory-resident windows, menus, screens & utilities.
- Easily set up your own context-sensitive help screens and light-bar menus.
- Run Shell programs without leaving your application.
- Execute Shell programs automatically, at timed intervals, or with interrupt-driven serial conditions.
- 60K memory required. Supports up to 8M bytes of Lotus-Intel memory.
- Customization available.
- \$199 (includes limited no-royalty agreement).

THE FIRST MEMORY-RESIDENT PROGRAMMING LANGUAGE



GRYPHON®
MICROPRODUCTS

P.O. Box 10087/Silver Spring, MD 20904/(301) 384-6868

BUS INTERFACE DESIGNS

software and hardware considerations, I want to look at the interface chips and see how you can connect them to a PC bus.

The Intel 8255

The Intel 8255 programmable peripheral interface (PPI) is a fairly simple parallel-port chip. Its main advantages are a simple interface and three bidirectional 8-bit ports. Figure 3 shows the chip pin-outs, and table 2 lists the register assignments. The values you place in the 8255's control register determine which groups of lines are inputs and which are outputs. For more details of the operation of the various registers, consult the Intel data books.

You would expect that an Intel chip would interface easily on the IBM PC bus, which is effectively the bus for an Intel 8088 processor in "maximum mode." This is indeed the case: The various control lines go straight onto the pins of the 8255,

Table 2: The register map for an Intel 8255. Ports A and B cannot be accessed as a word because of the 8255's slow cycle time.

A1	A0	Register	Access
0	0	Port A	R/W
0	1	Port B	R/W
1	0	Port C	R/W
1	1	Control	W

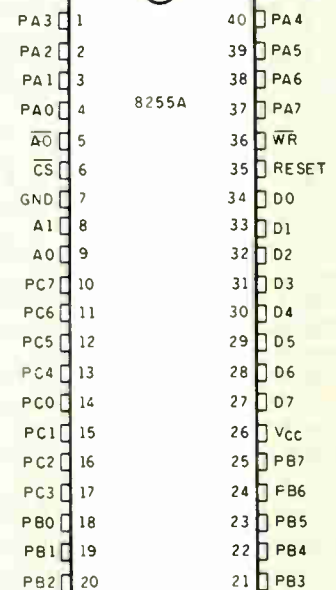


Figure 3: Pin-outs for the Intel 8255.

SUNDAY 10-5

PROMPT DELIVERY

APPLE Macintosh Plus Macintosh SE 1 MB RAM 2-800K Floppies w/ 20 MB H/D Macintosh II	CALL 1999.99 2599.99 CALL	BROTHER HR15-XL HR-20 Dual HR-40 HR-60	In Stock CALL In Stock CALL	LAP TOP COMP. NEC Multi Speed T-1000 Toshiba T-3100-10 Toshiba T-3100-20 Zenith Z-181 Zenith Z-183	CALL 849.99 2649.99 1549.99 CALL
COMPAQ 386 1 MB-K 40 MB H/D COMPAQ PORT. Portable III-Model 20 640K RAM 1-1.7 MB F/DCALL Portable III-Model 40 Portable w/40 MB HD 4199.99	CALL 1999.99 2599.99 CALL	CITIZEN MSP-25 MSP-50 Premiere 35	In Stock CALL In Stock CALL	LAP TOP PTR. Brother HR-5 Diconix 150-P	CALL 99.99 CALL
Epson Equity I Plus 512K RAM, 2-360K Floppies as above w/ky bd. CALL	CALL 1999.99 2599.99 CALL	EPSON Pro Printer II Pro Printer-24 Pro Printer XL-24 Quietwriter III	EX-800 EX-1000 EX-86e	LASER PTR. Brother Laser Canon Series II Epson QVC-3500 HP Laser Series II HP Laser Plus-500 HP Scanjet Okidata Laser-6 Panasonic Laser	364.99 499.99 309.99 CALL 1599.99 CALL 1649.99 CALL 1299.99 CALL
IBM System/2 Model 25 Model 30 D.O. Model 30 20 MB Model 50 20 MB Model 60 44 MB Model 80-386	CALL CALL CALL CALL CALL	IBM P-6 P-7 CP-6 Color CP-7 Color	EX-1000 EX-86e	MONITORS Amdek 410-A Amdek 722 Color Amdek 1260 NEC Multi-Sync NEC Multi-Sync Plus PGS HX 12	149.99 429.99 499.99 CALL CALL
IBM AT-339 512K RAM, 30 MB H/D 1-1 MB RAM	CALL 3199.99	NEC 424.99 569.99 699.99	EX-1000 EX-86e	OKIDATA 192 Plus 193 Plus	299.99 449.99

GUARANTEED LOWEST PRICES

1-800-874-1235

S & W COMPUTERS & ELECTRONICS
31 West 21 Street, New York, N.Y. 10010

TOLL FREE OUT OF N.Y. IN N.Y. CALL (212) 463-8330

HOURS: Mon-Thurs 9-6
Fri 9-7, Sun 10-5, Sat. Closed

• C D D Accepted
• Credit Card Accounts charged at time of order
• Add shipping charge
• Qty. Limited
• Prices subject to change without notice
• Not responsible for typographical errors

BUS INTERFACE DESIGNS

as shown in figure 4. This circuit uses a minimal IBM PC interface consisting of an 8255 chip, a 74LS682 used as the address decoder, and a 74LS245 used as a bus buffer. You don't need to delay the I/O cycle, so you don't use the I/O CH RDY line. Note that, although the bus buffer is activated by the board select signal (\overline{BS}) from the decoder, the bus buffer is arranged to direct data onto the card unless a read cycle is in progress (\overline{IOR} low). This prevents the possibility of a bus collision with the output from another card, which can occur when the 74LS245 decodes a bus transient as its board address and activates \overline{BS} .

There is a slight deficiency of the interface: since it does not use address line A2, eight I/O locations are decoded, even though the 8255 has only four registers. The effects of this address ambiguity are small: a slight loss of I/O space and du-

plication of the registers in the upper 4 bytes of the decoded space.

If you would like more than one 8255 on an interface card, you must do some additional address decoding using a 74LS138 decoder. You can take the additional address lines required from either just above the register selects (address line A2 and up), as shown in figure 5, or from above the PC's normal I/O decoding area (address line A10 and up), as shown in figure 6. In the former case, the I/O space occupied by the card expands from eight to 32 addresses; in the latter case, it doesn't. The availability of I/O space (or the lack of it) will determine which design option to use.

The one disadvantage of the 8255 is that you cannot use the word addressing as discussed for the PC bus. Why? The 8255 requires a minimum of 850 ns be-

continued

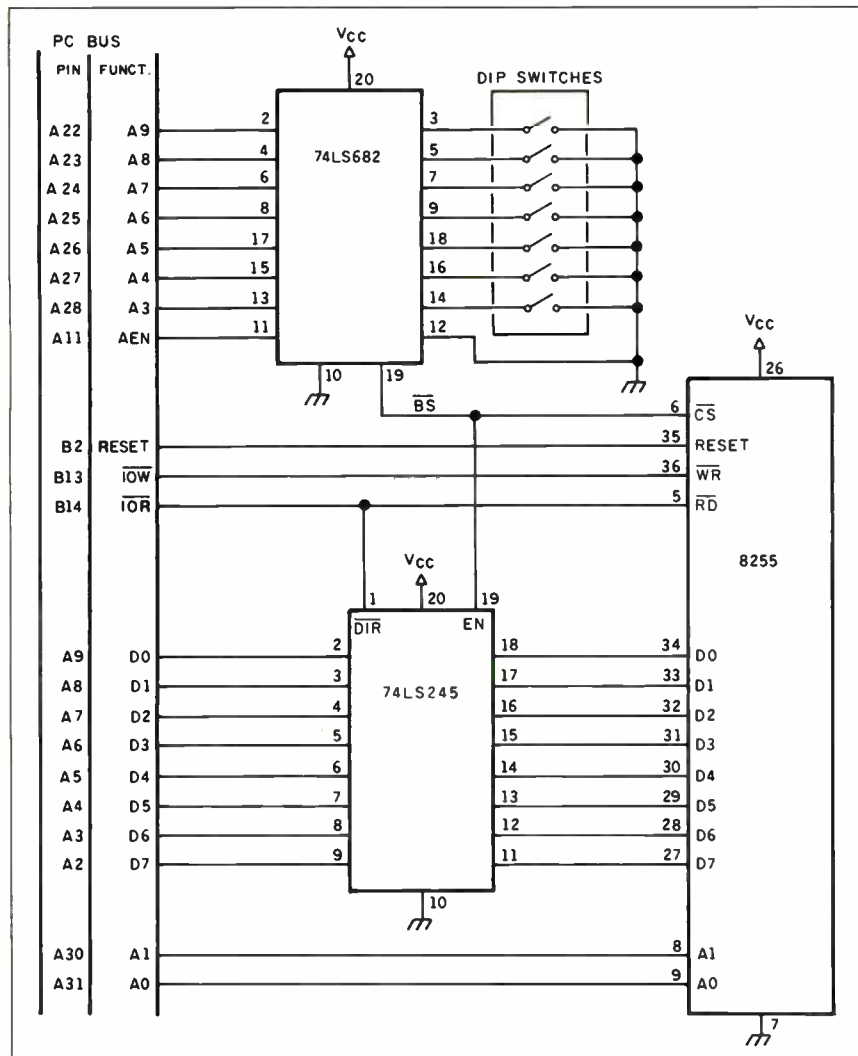



Figure 4: A minimal interface circuit using the 8255. The 8255 response time is sufficient, so you don't need to use I/O CH RDY to extend PC I/O cycles. You do not use address line A2.



WHAT'S NEW FOR THE IBM PS/2

Wire wrap **VECTORBORD®**


High speed prototyping boards

for manual or semi-automatic

assembly. Solderable versions

also. Both with impedance

matched extenders.



USES SMD CAPS AND SOCKET PINS
 • Opposing v/g planes reduce crosstalk.
 • Connectors, brackets, and accessories.
 • Available for all PS/2 Models and IBM-PC, XT, & AT.

Vectorbord plus™
For IBM PS/2

Call or send for brochure.


VECTOR ELECTRONIC COMPANY
 12460 Gladstone Avenue
 Sylmar, CA 91342
 818/365-9661 FAX 818/365-5718

800/426-4652 in CA
800/423-5659 Outside CA

124

PowerStation220™

A Complete VT220 Work Station Upgrade for the IBM PC/XT/AT and PS/2



"PS220™ now supports the advanced features of the PS/2 and provides true: 132 columns Double high/wide Smooth scrolling"

- PowerStation™ 220** \$289
VT220 style keyboard and ZSTEM VT220 Emulation Software.
- ZSTEMpc™-VT220 Emulator** Emulation Software only. \$150
All the features of ZSTEMpc-VT100 plus 8-bit mode, downloadable fonts, user defined keys, full national/multi-national modes. Extended macros/script language. True 132 columns on enhanced EGAs, standard VGAs, and standard EGAs using the EGAmate option. 43 line support on EGAs. Enhanced keyboard support. Ungermann Bass Net/One support.
- EGAmate™** daughterboard option for 132 columns on most standard EGA adaptors. \$39
- PS220/2** Keyboard adaptor cable for PS/2 systems. \$29

- ZSTEMpc™-4014 Emulator** \$99
Use with ZSTEMpc-VT100, VT220, or stand-alone. Interactive zoom and pan. Save/recall images from disk. Keypad, mouse, digitizer, printer, plotter, and TIFF support. 4100 color and line style color mapping. 640 x 400 and 640 x 480 on many adaptor/monitors.
- ZSTEMpc™-VT100 Emulator** \$99
High performance COLOR VT100. True double high/wide, smooth scrolling. ISO and attribute mapped color. XMODEM and KERMIT, soft-key/MACROS, DOS access.

KEA Systems Ltd.

#412 - 2150 West Broadway, Vancouver, B.C. Canada V6K 4L9
SUPPORT (604) 732-7411 TELEX 04-352848 VCR FAX (604) 732-0715
Order Desk (800) 663-8702 Toll Free
30 day money back guarantee AMEX/MC/VISA

tween successive I/O cycles, and the IBM PC allows 420 ns—far too little. Figure 7 shows how to avoid this restriction: The 8255s are used in pairs, with one chip corresponding to the high byte and the other chip corresponding to the low byte of the address. Table 3 shows the register map for word I/O decoding with this circuit.

You don't need to buffer the bus lines, even if many 8255s are on the card, because the 8255 represents an almost negligible load to the system bus compared to an LSTTL load. On a normal IBM PC, a standard 8255 will be adequate to meet the timing requirements, but a PC with a faster clock requires an 8255-5.

The Motorola MC6821

The Motorola MC6821 peripheral interface adapter (PIA) is a venerable chip that is still useful and inexpensive. It is a fairly simple parallel-port chip with two bidirectional 8-bit ports. The pin-outs for this chip are shown in figure 8. Note the three chip select lines: CS0, CS1, and CS2. By using CS0 as the master select line and taking an address line to CS1 on one 6821 and to CS2 on another 6821, you can address the two chips without additional circuitry.

Table 4 shows the register map for the MC6821. Again, you should consult the manufacturer's data books for detailed information on using and programming this chip. If you reverse the sense of the RS0 and RS1 register select lines as shown in table 5, the two I/O ports occupy successive I/O addresses. This lets you use the MC6821 as a 16-bit port on the PC bus.

The disadvantage of the MC6821 is that it's designed to work with a continuous clock signal (E). You simulate the E clock by dividing the IBM PC clock by 4 with a control PAL, which yields a 1.2-MHz E clock. This signal is suitable for a 6821A, which can handle a maximum clock frequency of 1.5 MHz. For an 8-MHz PC, the PAL generates a 2-MHz E clock that requires an MC6821B.

Figure 9 shows the bus timings for an MC6821 read cycle. Because the E clock counter is not synchronized to the PC's bus cycles, the PC might start an I/O cycle at an improper point in an E clock cycle. The control PAL achieves synchronization by using the I/O CH RDY line to delay the PC's I/O cycle until an MC6821 access begins. At this point, the control PAL releases I/O CH RDY, and the PC I/O cycle is allowed to complete.

For a read cycle, the data is held on the bus by holding the E clock high until the end of the PC I/O cycle. For a write cycle, the write is completed by releasing the E

continued

NRI Prepares You At Home For Today's Hottest New Career

Master digital electronics servicing as you build your own IBM-compatible computer!

A brand new course for an exciting new field... servicing computer peripherals (disk drives, printers, display terminals, modems, etc.) and the latest digital equipment found in industry today. Job opportunities for the trained digital technician have never been greater. It takes skilled personnel to keep today's digitally automated production lines and manufacturing equipment rolling. NRI trains you to be a high-demand digital technician or prepares you for your own independent service business.

You learn by doing... the NRI way

As you learn, you get practical hands-on experience building your own 256K IBM-compatible computer and disk drive. You also build, and learn to use and service, your own triggered-sweep oscilloscope, digital logic probe, and digital multimeter... instruments used by today's electronics professionals

Diagnostic Software Makes Your Computer a Dedicated Digital Testing Device

With the exclusive diagnostic software included in your course, your computer actually becomes your most important piece of digital test equipment. You use your computer to troubleshoot video displays and terminals, printers, disk drives, and more. Plus you learn to apply your knowledge to the diagnosis and repair of any digital equipment you encounter in your servicing career.

Send Today for FREE Catalog

Send the coupon today for NRI's free, 100-page catalog with all the details about starting your career in Digital



Electronics Servicing, plus facts about NRI training in other high-pay, high-growth electronics career fields. If the coupon is missing, write to us at NRI School of Electronics, McGraw-Hill Continuing Education Center, 3939 Wisconsin Avenue, Washington, DC 20016.

Send Coupon Today for Free Catalog!

NRI School of Electronics

McGraw-Hill Continuing Education Center
3939 Wisconsin Ave., Washington, D.C. 20016

Name (Please Print) Age


Address

City/State/Zip 169-107



Osborne / McGraw-Hill's

Indispensable Complete Reference Series




1-2-3®: The Complete Reference

by Mary Campbell

Every Lotus® 1-2-3® command, function, and procedure is thoroughly explained and demonstrated in "real-world" business applications. Includes money-saving coupons for add-on products. 892 pages.

\$22.95, A Quality Paperback, ISBN 0-07-881005-1




DOS: The Complete Reference

by Kris Jamsa

Has all the answers to all your questions on DOS through version 3.X. This essential resource is for every PC-DOS and MS-DOS® user. 1045 pages.

\$24.95, A Quality Paperback, ISBN 0-07-881259-3



dBASE III PLUS™: The Complete Reference

by Joseph-David Carrabis

Conveniently organized so you can quickly pinpoint all dBASE III® and dBASE III PLUS™ commands, functions, and features. 768 pages.

\$22.95, A Quality Paperback, ISBN 0-07-881012-4



C: The Complete Reference

by Herbert Schildt

For all C programmers, beginners and seasoned pros, here's an encyclopedia of C terms, functions, codes, and applications. Covers C++ and the proposed ANSI standard. 740 pages.

\$24.95, A Quality Paperback, ISBN 0-07-881263-1



AVAILABLE NOW at Fine Book Stores and Computer Stores Everywhere.

Or Call Our Toll-Free Order Number **800-227-0900**

800-772-2531 (In California)

Available in Canada through McGraw-Hill Ryerson, Ltd. Phone 416-293-1911




Osborne McGraw-Hill

2600 Tenth Street
Berkeley, California 94710

Trademarks: Lotus and 1-2-3 are registered trademarks of Lotus Development Corp. dBASE is a registered trademark and dBASE III PLUS is a trademark of Ashton-Tate. MS-DOS is a registered trademark of Microsoft Corp.

BUS INTERFACE DESIGNS



PS/2™

Compatible Products
Everything for PS/2 machines

• **WIREWAP CARDS**
high quality design
in 6 sizes

• **EXTENDER CARDS**

• **BRACKETS**

• **DESIGN EXAMPLES**

• **TECHNICAL DETAILS**

• **ASIC CHIPS**

• **PS/2 NEWSLETTER**

• **CALL FOR OUR FREE CATALOG**

ONTARGET
TARGET
TARGET
TARGET

ON TARGET Associates
1250 Oakmead Parkway #210
Sunnyvale, CA. 94086-3599
(408) 980-7118

PS/2 is a registered trademark of IBM Corp.

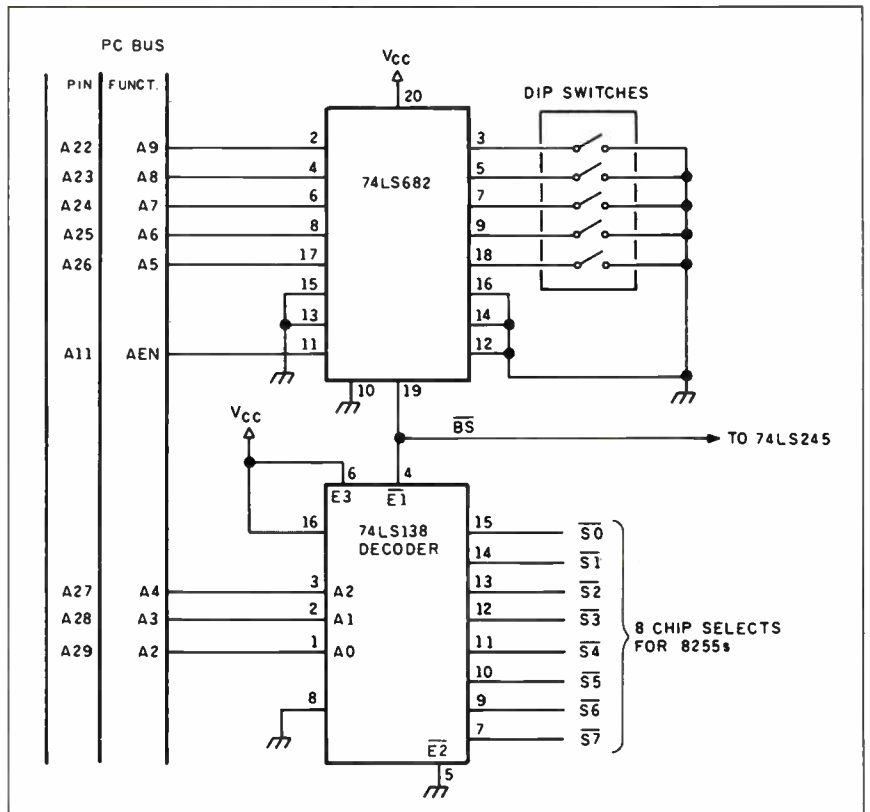


Figure 5: A circuit design that interfaces more than one 8255 to the PC bus.

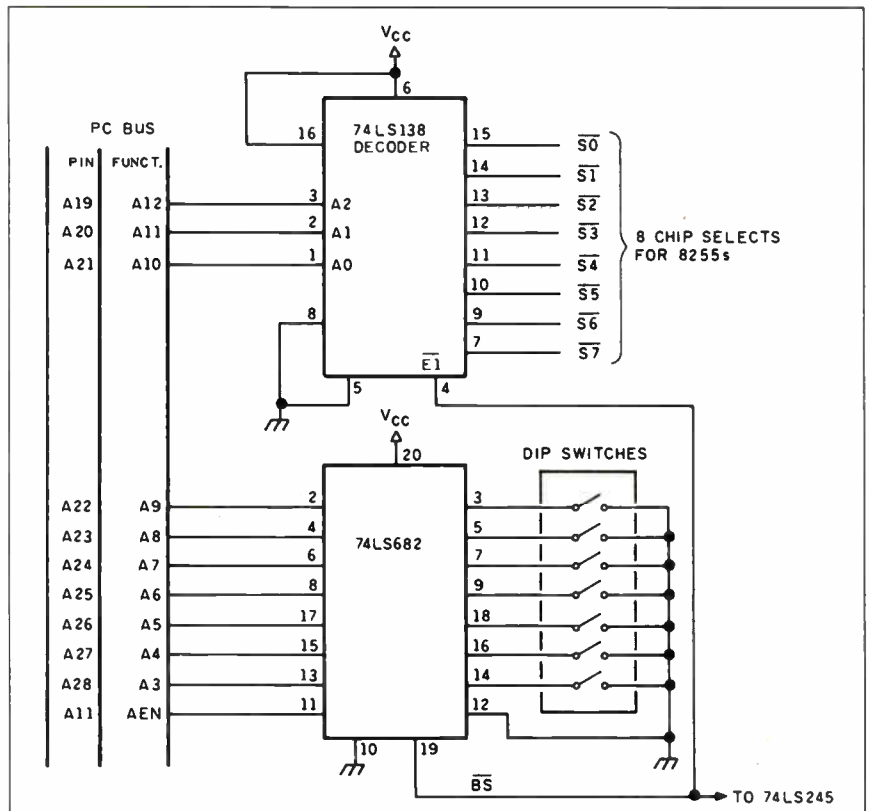


Figure 6: A different way to interface extra 8255s to the PC.

Just What The Doctor Ordered. And The Lawyer. And The Architect...

The Quantus Turbo AT

- Monochrome monitor
- Half-height 40Mb hard drive
- 80286 running at 6-10MHz
- 1Mb RAM
- 8 expansion slots
- Text/graphics card
- Speaker
- 1.2Mb floppy drive
- 101-key enhanced keyboard
- 200 watt power supply
- 3 year limited warranty

\$1495
COMPLETE

The Quantus MT386

- Monochrome monitor
- Full-height 80Mb hard drive
- 80386 running at 4.77/6/8/10/16MHz
- 2Mb RAM
- 8 expansion slots
- Text/graphics card
- Speaker
- 1.2Mb floppy drive
- 101-key enhanced keyboard
- 200 watt power supply
- 3 year limited warranty

\$2995
COMPLETE

The Quantus Turbo XT

- Monochrome monitor
- Half-height 20Mb hard drive
- 8088 running at 4.77-8MHz
- 640K RAM
- 8 expansion slots
- Text/graphics card
- Speaker
- 360K floppy drive
- 84-key keyboard
- 150 watt power supply
- 2 year limited warranty

\$795
COMPLETE



QUANTUS

Specifications and prices subject to change.

Circle 199 on Reader Service Card

Scientific Storage Technology
238 Central Street
Hudson, NH 03051

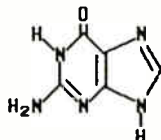
(800) 356-9001 (603) 886-3220
(800) 255-0125 (603) 363-4564

ChiWriter

Version 2.5
now available

How are you currently producing your scientific documents? Are you using a 'golf ball' style typewriter? A regular word processor, hand lettering the special symbols? Are you fighting against a 'what-you-see-is-definitely-not-what-you-get' system with a special command language? Or are you using one of our competitors' overpriced and inflexible products? Find out how ChiWriter can solve your scientific word processing problems.

$$\frac{1}{\sqrt{2\pi}} \int_{-\infty}^{\infty} \frac{-(x-\mu)^2}{2} dx$$



From an actual ChiWriter screen display

Powerful Scientific/Multifont Word Processing at a Reasonable Price.

ChiWriter is a complete word processor, designed especially for typing scientific and foreign language text. Its features include: automatic pagination, variable headers and footers, footnotes, two text windows and intuitive formula editing commands. Best of all, ChiWriter is completely 'what-you-see-is-what-you-get.' Even entering complicated formulas is easy because the screen display corresponds exactly to the printout.

ChiWriter runs on IBM PC's with CGA graphics, one disk drive, 256K memory and Epson/IBM Graphics compatible and other 9 pin printers. Support disks with drivers and high resolution fonts for other graphics boards and printers are available.

'ChiWriter is a nifty product with a price I defy you to beat and performance I defy you to snub... I know of several \$500 programs that will do the job, but for the same money you could buy ChiWriter and a vacation.'

Phil Wiswell, PC Magazine

- ChiWriter Program \$79.95
 - Hercules Monographic Support \$19.95
 - EGA Support \$19.95
 - Olivetti/AT&T/Toshiba Support \$19.95
 - 24 Pin Printer Support \$19.95
 - HP LaserJet Support \$49.95
 - Chemistry Font Set \$49.95
 - International Keyboard Support \$19.95
 - WordPerfect Converter \$49.95
 - Brochure \$
 - Shipping & handling \$
- \$5 U.S. & Canada, \$10 Europe, \$15 elsewhere

Name _____
 Address _____
 City _____ State _____ Zip _____
 Country _____
 Phone (____) _____
 Payment by: Check PO VISA MC
 Card # _____ Exp _____

Horstmann Software Design Corporation
 P.O. Box 4544
 Ann Arbor, MI 48106, U.S.A.
 (313) 663-4049



horstmann software

BUS INTERFACE DESIGNS

Table 3: The register map of the two 8255s in the circuit of figure 7. This circuit allows word access, since the two chips can be addressed in word I/O sequence.

A2	A1	A0	Register	Access
0	0	0	Chip #0 Port A	R/W
0	0	1	Chip #1 Port A	R/W
0	1	0	Chip #0 Port B	R/W
0	1	1	Chip #1 Port B	R/W
1	0	0	Chip #0 Port C	R/W
1	0	1	Chip #1 Port C	R/W
1	1	0	Chip #0 control	W
1	1	1	Chip #1 control	W

Table 4: The register map for the Motorola MC6821.

A1	A0	Register	Access
0	0	Port/DDR A	R/W
0	1	Control A	R/W
1	0	Port/DDR B	R/W
1	1	Control B	R/W

Table 5: The register map for the Motorola MC6821 with the register select signals RS0 and RS1 reversed. The chip can be accessed with a word I/O cycle.

A1	A0	Register	Access
0	0	Port/DDR A	R/W
0	1	Port/DDR B	R/W
1	0	Control A	R/W
1	1	Control B	R/W

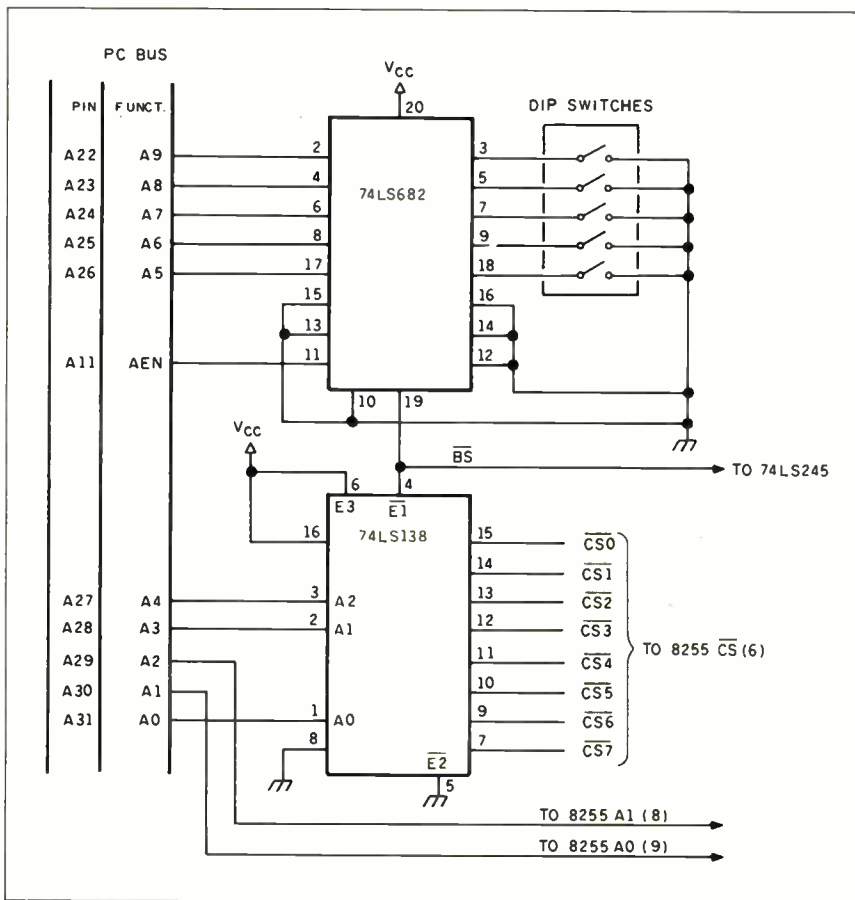



Figure 7: Circuit design lets you access two 8255 chips as a word.

From the makers of
FASTBACK*
The World's #1 Backup Utility Program

the Logical Connection

A Peripheral Sharing Device

Fifth Generation
SYSTEMS, INC.



Your logical choice for printer & data sharing.

It's your choice.

Now you can give every PC user in your office *freedom of choice*: the choice to send their output to any printer — serial or parallel — anytime.

And all you need is *The Logical Connection™* Version 3.0.



IBM-PC™ or compatible. If you need a *custom* configuration, you can easily modify one of the *presets* — or create your own.

Why network if you don't need to?
For peripheral sharing



In April, 1987 *PC Magazine* named The Logical Connection "Editor's Choice among all printer sharing devices reviewed." Author Winn L. Rosch called it "... more than logical — maybe inspired!"

An easy choice.

The Logical Connection is easy to set up and easy to use. Best of all, it's easy on the pocketbook. For



price performance and ease of use, nothing else even

comes close.

So if you're looking for the *best* way to share your valuable computers and peripherals, there's only one logical choice. Get the logical connection today.

For the name of your nearest dealer, or to order direct, call *Fifth Generation Systems* at 1-800-225-2775.

Instant switching.

Just "pop-up" the *memory resident* switching menu, cursor-point to the device you want to switch to, and press *ENTER*.

The Logical Connection handles all the print spooling, protocols and parallel/serial conversion automatically.

Preset configurations.

10 *Preset configurations* give multiple computers unlimited "switch and share" access to printers, plotters and modems — and each other.

Just cursor-point to a graphic "picture" of the configuration you want and download it with a couple of keystrokes, using any



applications *The Logical*

Connection can outperform a LAN, right out of the box — at a far lower cost.

The Logical Connection lets minicomputers and mainframes share peripherals with PCs. Or, let many devices share a single expensive modem connection.

And for really *big* applications, you can "daisy-chain" up to 45 *Logical*

Connection boxes together, up to 3/4 of a mile apart.



\$495

Suggested retail price
(250K Model)



Fifth Generation
SYSTEMS, INC.


Innovative Products Using Today's Technology

11200 Industriplex Blvd., Baton Rouge, LA 70809

SALES:

2691 Richter Ave., Suite 107, Irvine, CA 92714
(800) 225-2775 • (714) 553-0111

*The Logical Connection is a trademark of Fifth Generation Systems, Inc. • IBM-PC is a trademark of International Business Machines, Inc.
*This product is in no way associated with or has originated in Fisher Scientific or Allied Corporation.



AN OLD FRIEND... A NEW FRIEND...



The logic probe. Familiar. Trusted. It has served you well. Unfortunately, it is also slow, limited in the number of points it can test simultaneously, and difficult to use when debugging today's high speed circuits.

Enter the BitWise logic analyzer, The Logic 10/8. New. Capable of sampling data at up to 10 Mhz, storing the data in high speed memory, and displaying up to eight digital waveforms on your computer screen simultaneously. Other BitWise models boast speeds of up to 100 Mhz and can display up to 32 waveforms.

Logic analyzers have long been essential but expensive tools for professional designers with big budgets. Now BitWise makes a logic analyzer that YOU can afford.

BitWise logic analyzers are available in kit form from Knight Electronics:

KNIGHT ELECTRONICS
10940 ALDER CIRCLE
DALLAS, TX 75238
(214) 340-0265

Circle 35 on Reader Service Card
for Knight Electronics.

By using the existing architecture of the IBM-PC, BitWise can bring the total functionality of a logic analyzer to your desk starting at the unheard of price of \$495. Price includes all hardware, software, pods, leads, and documentation. And all of our units carry a 30 day, no questions asked, money back guarantee.

Want to know more? Get our free booklet entitled "Introduction to Logic Analysis". For more information and a demonstration disk call: (800) 367-5906. In NY, call (518) 274-0755.



BITWISE DESIGNS, INC.
297 RIVER ST.
SUITE 501
TROY, NY 12180
TELEX: 710-110-1708
FAX: 518-462-9637

Circle 34 on Reader Service Card
for Bitwise Designs, Inc.

BUS INTERFACE DESIGNS

clock signal before the end of the PC cycle. This ensures that the PC does not remove the write data before the 6821 has latched it. The PAL also enforces a delay of two complete cycles of the E clock between reading bytes during a word access.

The use of a 16R4 PAL greatly simplifies the operation of this card so that the design appears barely more complicated than the 8255 design. This illustrates the great advantage of using PALs in a circuit design wherever possible. The complete circuit is shown in figure 10a, and the PAL equations are shown in PAL-6821.LST.

By letting the card decode eight byte locations, you can use the A2 line as shown to decode two MC6821 chips. If you need more than two 6821s, a 74LS-138 decoder is necessary, as in the 8255 card design. Figure 10b shows how this decoder is used in a design that can address up to eight MC6821s.

The National NSC810A

The NSC810A is the most complex chip I've considered so far. It has one 6-bit and two 8-bit bidirectional ports, two 16-bit multimode timer/counters, and 128 bytes of RAM. Although you can't access the RAM with this design, you can program the I/O ports for several access modes, including individual bit set and reset.

To minimize the number of pins on the *continued*

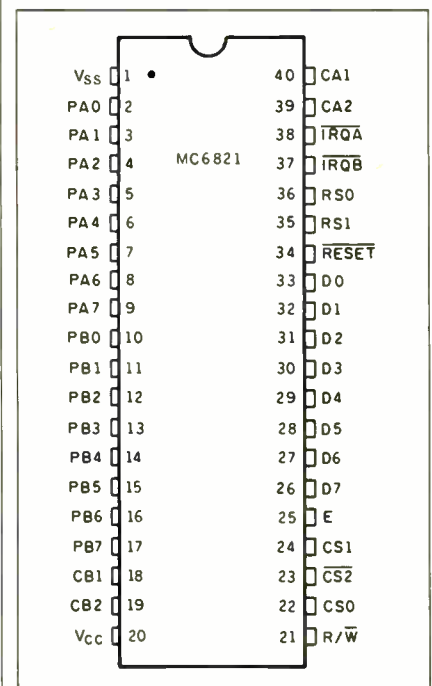


Figure 8: Pin-outs for the Motorola MC6821.

WHAT DO YOUR MARKETS REALLY LOOK LIKE?

Go ahead, take a good look. What are the growth markets for your product lines? How will new technologies affect your current markets? Are imports impacting your sales?

Now try to reconcile conflicting estimates from field and corporate sources. Do a preliminary sales forecast... make a quarterly or annual projection. Simple? Not quite.

SHARPEN YOUR MARKETING VISION

If your marketing vision's getting fuzzy, take a look at MARKET SCAN from Data Resources. It will sharpen your planning, help you anticipate change, and better manage corporate assets.

MARKET SCAN Gives You...

Easy manipulation of data, with keyword search capability.

Full range of regression analysis, including context-sensitive interpretation of results.

Also...

Support and consultation available from Data Resources.

Customized data reflecting your sales territories can be obtained on special order.

Put MARKET SCAN on your PC and get full historic and projected sales data on each of 316 industries



and the markets they serve. Easy-to-use analytic software lets you see where tomorrow's profits lie. Full support from Data Resources completes the package.

PLAN YOUR BUSINESS THE WAY YOU DO BUSINESS

MARKET SCAN incorporates the economic impact of key factors affecting your business—government spending, imports, exports, and interest rates. The result?

MARKET SCAN lets you plan your business the way you do business. Estimate potential sales to each

of your customer markets... evaluate new markets... re-allocate resources... plan production and manage inventory. When you're finished, your data will be ready for immediate display—or for use with Lotus 1-2-3.

GET BUSINESS INFORMATION THAT COUNTS

Four quarterly data updates keep MARKET SCAN current. Also included is Data Resources' *Quarterly Industry Outlook* for an in-depth look behind the numbers contained in MARKET SCAN.

Most of all you'll benefit from access to the same exclusive information used by leading companies and governments worldwide. They rely on Data Resources' staff of over 600 economics and information professionals for business information that counts.

The price for this valuable assistance? Far less than you imagine. For what you'd pay a staff analyst for a month, you can hire MARKET SCAN for a year.

CALL (617) 860-6337

Or fill out and mail the coupon below. Get MARKET SCAN and see what your markets really look like.

YOU'LL WANT MARKET SCAN!

Mail this coupon or call MARKET SCAN direct at **(617) 860-6337**

Send me a free demonstration disk of MARKET SCAN for my IBM PC/XT or AT.

Have a Data Resources representative call me. The best time is _____

Name _____ Title _____

Company _____ Telephone () _____

Address _____

City _____ State _____ Zip _____

Mail to: MARKET SCAN, Data Resources, 24 Hartwell Ave., Lexington, MA 02173

Lotus and 1-2-3 are registered trademarks of Lotus Development Corp. IBM and AT are registered trademarks and PC/XT is a trademark of International Business Machines Corp.

Data Resources



chip, the data bus pins and register select pins are multiplexed, keeping the pin count to 40, as shown in figure 11. An address latch enable signal (ALE) is used to latch the register address onto the chip

early in the I/O cycle. The disadvantage of this technique is that an I/O cycle requires more control signals.

The NSC810A uses 23 registers, as shown in table 6. Note that 26 bytes of

contiguous space are used in the I/O map, but three of the addresses are not used. The timer ports must be accessed as low-address byte, high-address byte,

continued

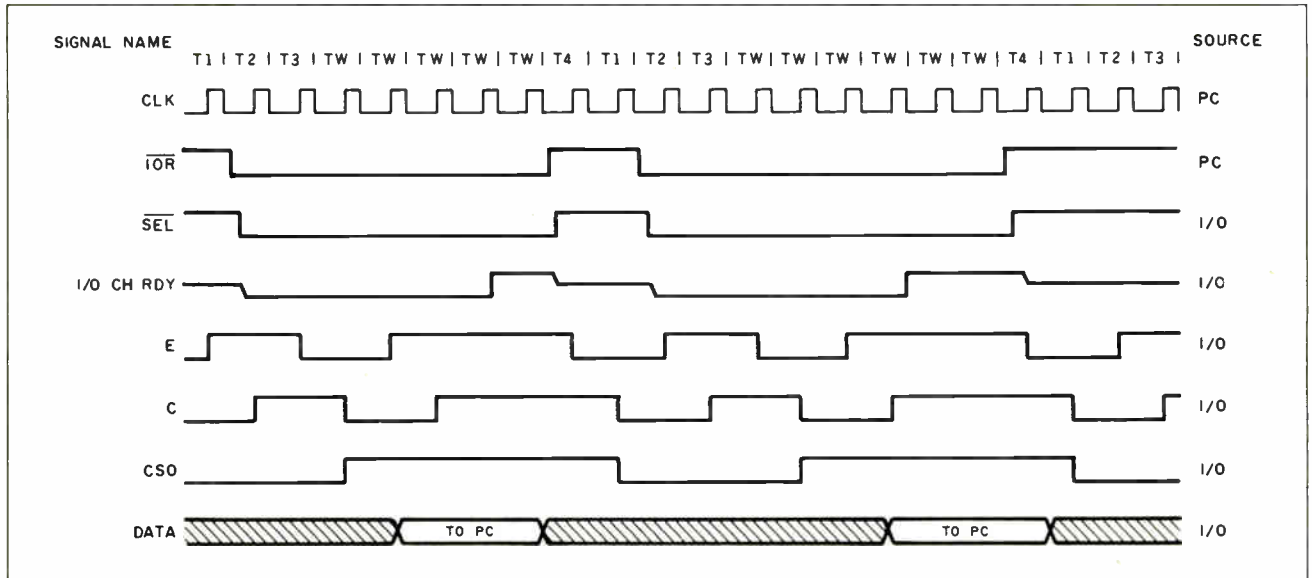



Figure 9: Timing signals for an MC6821 word I/O read cycle. I/O CH RDY is used to synchronize the MC6821 to the PC I/O cycle. The E clock is held high to hold data on the bus until the PC finishes accessing it.

VERSATILITY AND TWICE THE CAPACITY



The PERSTOR 200 Series Advanced RLL Controllers double the storage capacity of your hard disk drive—almost any disk drive in almost any system—so you can extend the life of your drive. We give you what the other guys don't—more versatility and greater capacity.

Drives Supported

The PERSTOR 200 Series Controllers work with your CDC*, Maxtor*, Miniscribe*, Newbury Data*, Rodime*, Seagate*...probably the drive you currently have or the one you're planning to buy.

AT Compatibility

The same PERSTOR 200 Series Controller that runs in your PC or XT works in your AT, AT compatible, or 386 machine, and will effectively yield up to a two-fold increase in performance on your AT.

90% to 100% Increase in Storage


The Model PS180 Controller turns your 20mb drive into a 39mb drive, and the Model PS200 Controller turns your 20mb drive into a 43mb drive, instantly upon formatting.

PERSTOR

Sensible solutions for your hard disk problems

Perstor Systems, Inc. 7825 E. Redfield Rd., Scottsdale, AZ 85260 (602) 991-5451

*CDC is a trademark of Control Data Corporation
Maxtor is a trademark of Maxtor Corporation
Miniscribe is a trademark of Miniscribe Corporation
Newbury Data is a trademark of Newbury Data, Inc.
Rodime is a trademark of Rodime Incorporated
Seagate is a trademark of Seagate Technology



Add up to 96K above 640K to all programs, including PARADOX and 1-2-3.

Parity-checked 256K with a one-year warranty.

Run custom software or the 3270 PC Control Program above 640K.

Run resident programs like Sidekick above 640K.

Top off a 512K IBM AT's memory to 640K and add another 128K beyond that.

Short card works in the IBM PC, XT, AT, and compatibles.

Add expanded memory to programs supporting the Lotus/Intel/Microsoft specification 3.2.

MAXIT™ memory works above 640K for only \$195.

Break through the 640K barrier.

MAXIT increases your PC's available memory beyond 640K. And it does it for only \$195.

MAXIT includes a 256K half-size memory card that works above 640K. MAXIT will

- Add up to 96K above 640K to all programs.
- Run memory resident programs above 640K.
- Top off an IBM AT's memory from 512K to 640K.
- Expand 1-2-3 Release 1A or 2.0 worksheet memory by up to 256K.
- Add expanded memory above 640K to programs like Symphony 1.1.

Big gain — no pain.

Extend the productive life of your IBM PC, XT, AT or compatible. Build more complex spreadsheets and databases without upgrading your present software.

Installation is a snap.

MAXIT works automatically. You don't have to learn a single new command.

If you have questions, our customer support people will answer them, fast. MAXIT is backed by a one-year warranty and a 30-day money-back guarantee.

Order toll free 1-800-227-0900.

MAXIT is just \$195 plus \$4 shipping, and applicable state sales tax. Buy MAXIT today and solve your PC's memory crisis. Call Toll free 1-800-227-0900 (In California 800-772-2531).

We accept VISA, MC, AE, and DC.



Osborne McGraw-Hill
2600 Tenth Street, Berkeley, California 94710

MAXIT is a trademark of McGraw Hill CCIG software. IBM is a registered trademark of International Business Machines Corporation. 1-2-3 and Symphony are registered trademarks of Lotus Development Corporation. Sidekick is a registered trademark of Borland International, Inc. PARADOX is a trademark of ANSA Software.

Circle 162 on Reader Service Card

which matches the IBM PC's word I/O operations.

The interface design uses a 16R6 PAL to decode only the 26 register locations required, leaving the upper six locations for perhaps another card with a few registers on it. The PAL sequencer allows for all features discussed above. In addition, it lets you use NSC810A chips on any IBM PC bus for both byte and word access. The timing for a read cycle is shown in figure 12.

The NSC810A uses multiplexed address and data lines, so you must allow sufficient time to clock both address and data into the chip during I/O accesses, even on an 8-MHz PC. This requires that

the read/write pulses be at least three cycles long, and the ALE must be high for at least two cycles. The PAL remultiplexes the bus from the static address lines and uses the I/O CH RDY line to delay the PC while it clocks an I/O access through at a speed that the NSC810A can handle. The PAL equations are in PAL-810.LST.

The NSC810A is a CMOS chip, which reduces power consumption enormously. This is a significant advantage in multi-chip boards. It also means that the NSC810A requires CMOS logic levels, whereas the IBM PC bus uses TTL. More precisely, a CMOS input high level is required to be 3.5 volts or greater,

while an LSTTL output at full load is required to be 2.4 V or greater. This means that all bus lines to the NSC810A must be buffered, even though the load is very low. The best buffers in this case are HCT series because they are input TTL-compatible and output CMOS-compatible. However, the drive capability of a 74HCT245 is only about 35 percent of a 74LS245. So, you take the unusual step of using two buffer chips in series: a 74LS245 off the data bus and then HCT245 to the NSC810A.

If a simple TTL output drives the NSC810A, you can use a 2.2K-ohm pull-up resistor to increase the logic high out-

continued

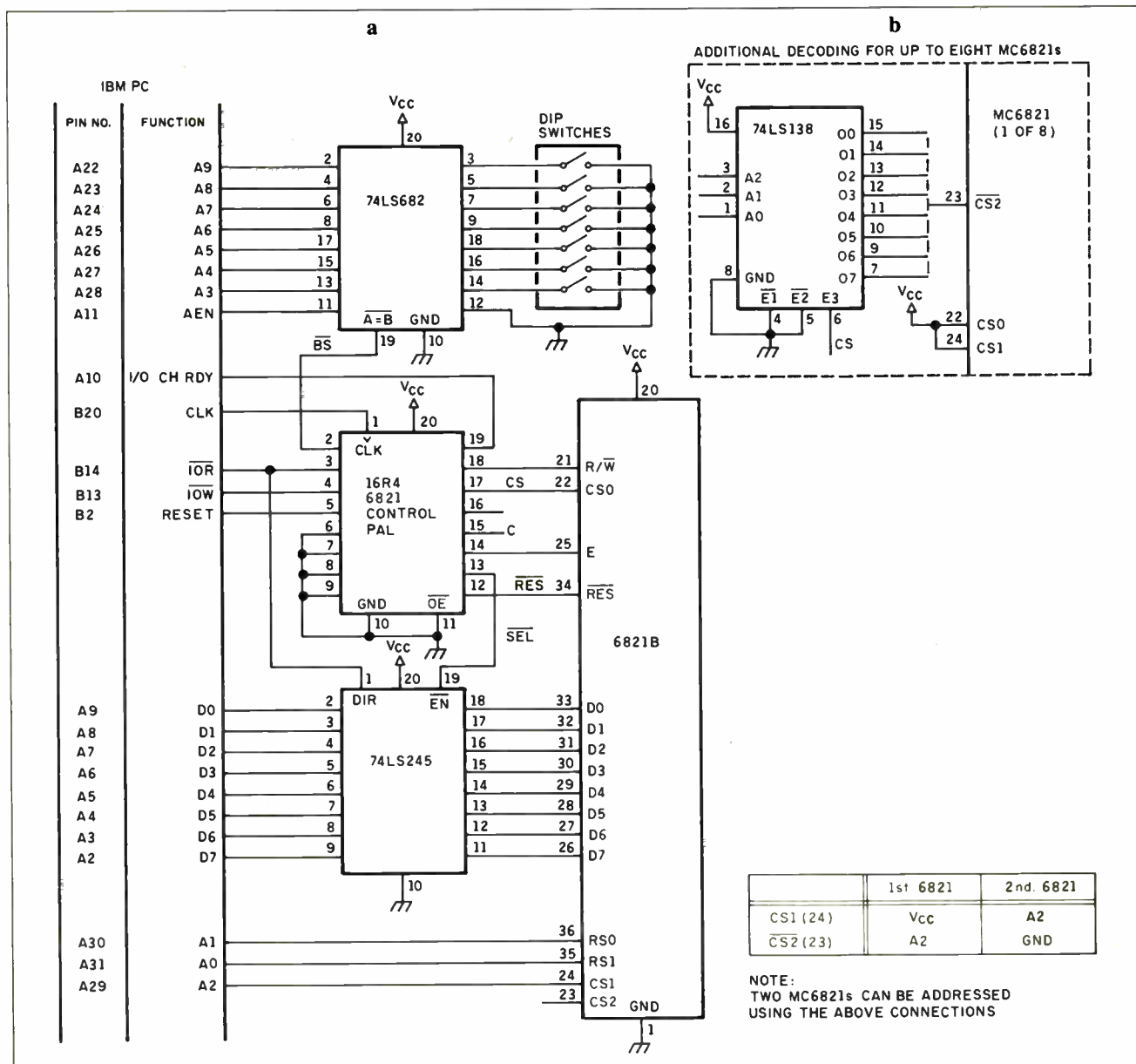


Figure 10: (a) A circuit design that uses the MC6821 as a word I/O port. The note tells you how to connect two MC6821 chips. (b) Use of a 74LS138 decoder to interface up to eight MC6821 chips to the circuit.

MICROMINT'S Gold Standard in Single Board Computers & Controllers

Announcing
ImageWise™
Serial Digital Imaging System



MICROMINT INTRODUCES A STAND-ALONE SERIAL DIGITAL IMAGING SYSTEM. The MICROMINT ImageWise™ Serial Digital Imaging System is the most cost effective and versatile high performance graphics video digitizing system on the market today. The ImageWise system has been designed to function as a stand-alone digitizer or as an integral component of a complete tele-imaging system. ImageWise™ is serially bit mapped digitized pictures give it almost universal compatibility with any computer capable of attaching to a modem or terminal. It is ideally suited for CAD/CAM, Desktop Publishing, automatic inspection, and security applications. Critical System functions such as image resolution and picture update can be controlled and commanded remotely. Images are transmitted and received serially, either compressed or uncompressed, and can be displayed, transmitted, stored, edited or processed for use in a variety of industry standard application software.

- IMAGEWISE SYSTEM SPECIFICATIONS**
- NOT bus dependent — can function standalone
 - True frame grabber — uses a high speed flash A/D converter and 64k bytes of static RAM to capture an image in 1/60th second
 - Accepts any B/W or color NTSC video signal
 - Stores pictures as 844 lines of 256 pixels, 84 lines grayscale
 - Resolution of transmitted image is software selectable; all images are represented in 84 lines of 256 pixels
 - Selectable Resolutions:
 - High 528x444
 - Med 318x192
 - Low 64x64
 - Video Input: 1 volt peak-to-peak, B/W or color 75 ohm termination
 - Video Output: 1.5 Ohm 1.5 V peak-to-peak NTSC composite video
 - Serial Input/Output RS-232 — 8 bit, one stop bit, no parity 300 bps — 57600ps select data rate — Xon/Xoff Handshaking Switch selectable data compression (optional)
 - Modern compatible: Easy functions as a video telephone to send video images anywhere
 - Video processing, grab, download and display utilities provided for PC-DOS and MS-DOS machines

Optional PC Utilities Disk converts ImageWise™ files for use with popular Desktop and Paint Programs

DD1	ImageWise Digitizer / Transmitter	\$349.00
DD2	ImageWise Receiver / Display	\$349.00



Announcing
OEM-286™ — \$775.00
complete PC/AT-CPU

Low Power!
Expansion Card Form Factor!
100% AT Compatible!

MICROMINT's **OEM-286** is a complete PC/AT-CPU and more. The **OEM-286** is the first low power, 100% AT compatible which has been specifically designed for OEM use within the industrial and business markets. The **OEM-286** features the 286 CMOS POUCH set and 100% compatible Award BIOS. The development of the POUCH chip set has allowed the 139 IC's on a standard AT to be reduced to 93 IC's and two SIMMS. What this means for you is:
1) The overall size of a standard AT/PCPU has been condensed into the expansion card form factor (13" x 4" x 4")
2) Power requirements are less than 1 A @ 5 volts
3) **OEM-286** plugs into a passive backplane for easy connection to other expansion peripherals.
The **OEM-286** is available in both 8 and 10 MHz versions and comes with the Award BIOS.

- OEM-286 FEATURES**
- 100% AT compatible
 - 80286 Microprocessor, 8 or 10 MHz
 - 80287 Co-Processor optional
 - 64 Kbytes of ROM, can accommodate 128 Kbytes
 - 512 Kbytes of RAM
 - Keyboard Controller
 - Expansion card size factor
 - Standard interface to the System Expansion Bus
 - Battery backed real time clock
 - Award BIOS included

OEM-286/8	8 MHz AT/PCPU	\$775.00
OEM-286/10	10 MHz AT/PCPU	\$975.00
OEM-286/8P	8 SLOT PASSIVE BACKPLANE	\$115.00

SB180FX — \$409.00

Single Board Computer



- SB180FX TECHNICAL SPECIFICATIONS**
- PROCESSOR**
- Hitachi 180180, an 8-bit CPU in 4 pin PLCC package
 - Superior 2.40 instruction set, including hardware multiply
 - Integrated Memory Management
 - Dynamic RAM refresh
 - Dual state generator
 - Checked serial I/O port
 - Channel Direct Memory Access Controller
 - Channel Asynchronous Serial Communication Interface
 - Channel 16-bit Programmable Delay Timer
 - 18 Interrupts
 - Dual bus interface to DMA and DMA support chips
 - 16.66MHz, 9.96MHz, and 10.28 MHz system operation
 - 512K bytes dynamic RAM on board
 - Memory externally expandable to 4 Mbyte RAM
 - Either an 8K 216, 16K 2118 or 32K2196 EPROM usable
 - Function at ROM resident monitor
- INDICATORS**
- Console RS-232 serial port with auto-baud rate select to 36,400 baud
 - Peripheral RS-232 serial port, full handshaking, 150-34,400 baud
 - Line printer parallel I/O port
 - 18 bit bus directional parallel I/O
 - 16-bit address, 16000 I/O port decoding and dual bus interface brought out to expansion bus connector
 - Can be directly attached to GT180 840 4 bit color graphics adapter
 - Fully implemented SCSI hard disk and commands across bus interface
- SOFTWARE COMPATIBILITY**
- IBM Standard Microsystems 9900 disk controller
 - Compatible with HBC 163A Controller
 - On-chip digital data expansion
 - Can control 3 1/4", 5 1/4" and 8" floppy disk drives — up to 4 in any combination
 - Handles both FDI encoded single density and MFMI encoded double density data
 - NEC 51282535 bus controller for hard disk or network communication
- SOFTWARE COMPATIBILITY**
- CP/M, DPM, 32000 Compatible

SB180FX-1	SB180FX 8.144 MHz computer board populated w/ 256K bytes RAM, 8k byte ROM monitor, without SCSI chip. Add \$70.00 for 9 MHz.	\$409.00
SB180FX-1-30	SB180FX 1 computer board as described above, with 286 System software including ZDDIOS, ZCPROM editor, utilities ZAS assembler, and ZIM software. BIOS and ROM monitor sources, and 8K 215 or 32K 2196 EPROM format (DSDD) disk.	\$499.00

SB180 — \$299.00

Single Board Computer

SB180-1	SB180 8.144 MHz single board computer w/ 96K bytes RAM and ROM monitor. Add \$50.00 for 9 MHz.	\$299.00
SB180-1-20	Same as above w/ ZCPROM, ZDDIOS, BIOS and ROM sources.	\$399.00
COMM180-5	SCSI Hard Disk Interface	\$150.00

GT180 — \$395.00

Graphics Display System



The **GT180** has both TTL RGB (red, green, blue) and analog RGB outputs, is totally compatible with virtually all standard and multisync CRT monitors and has a connector for an IBM PC keyboard.

- The **GT180** offers these features:
- Advanced graphics controller provides intelligent link between computer and user
 - Only 5.75" x 8", plugs backs on either an SB-180 or SB180FX computer
 - High resolution at a low cost: 640 x 480 with 16.0 4096 colors
 - Hardware drawing commands: LINE, RECTANGLE, POLYLINE, POLYGON, CIRCLE, ELLIPSE, ARC, FILLED RECTANGLE, PAINT, PATTERN, WINDOW, and COPY to name but a few
 - Automatic translation of logical X-Y coordinates to physical frame buffer addresses
 - Fast drawing speed of 9 million pixels per second
 - Provides fully programmable horizontal split screens and window screen
 - Fully supported by **GT180** Graphics Toolbox written in Modula-2

GT180-1	Graphic Display Expansion Board (TTL RGB only)	\$395.00
GT180-2	Graphic Display Expansion Board (TTL, RGB and Analog RGB)	\$469.00

SB180 Software and Accessories

SB180-2S-U/TK/RS	Uniform Disk Format Conversion Software	\$ 69.00
SB180-MOD2	CMSC Bulletin Board Software	\$ 100.00
SB180-MOD2T	Turbo Modula 2	\$ 69.00
SB180-MOD2G	Turbo Modula 2 w/ Graphics Toolbox	\$ 89.00
SB180-CASE	Four half height 3 1/2" drive enclosure w/ power supply, mounting brackets and hardware for the SB-180 or SB180FX	\$197.00
SB180-CABLE	Set of all cables including power, term, disk and print	\$ 79.00

BCC22 — \$249.00

Term-Mite Smart Terminal


- Why pay \$500 or more for a smart terminal? The **TERM-MITE ST** offers you all of the following on a single board for less than \$100.00 the price:
- Dimensions: 4" x 6 1/2"
 - 128 displayable characters
 - 24 lines x 80 characters
 - Separate transmit & receiver baud rates (10-19,200bps)
 - CRT refresh at 30 - 60 Hz
 - Supports scanned and encoded keyboards
 - 11 Graphic characters
 - 25 line reverse video status display
 - 21 escape functions
 - 14 control functions
 - Directly drives composite video or separated sync monitor
 - All functions are firmware controlled. Source code available
- EDITING FEATURES** typeover, clear to screen to space or null, erase to end of page, erase to end of line, absolute cursor addressing, reverse video, half intensity, double height, double width, underlined, blinking and blank characters
- VIDEO ATTRIBUTES** reverse video, half intensity, double height, double width, underlined, blinking and blank characters
- BUS CONFIGURATION** MICROMINT BCC compatible or no bus connection necessary for stand-alone operation with parallel keyboard

BCC22	TERM-MITE Smart Terminal board	\$249.00
BCC22K	PARALLEL Encoded ASCII KEYBOARD plugs directly into TERM-MITE	\$ 79.00

BCC52 — \$199.00

BASIC 52 Computer/Controller


The MICROMINT **BCC52** Computer/Controller is a stand alone single board microcomputer which needs only a power supply and terminal to become a complete system programmable in BASIC or machine language. The **BCC52** uses the Intel 80286 BASIC microprocessor which contains a ROM resident 8K byte floating point BASIC interpreter. It contains sockets for up to 48K bytes of RAM/EPROM, an intelligent 128K/128 EPROM programmer, 3 parallel ports, a serial terminal port with auto baud rate selection, a serial printer port.



BCC52*	BASIC 52 Computer/Controller	\$199.00
OEM 100	QUANTITY PRICE	\$149.00
BCC53	Multi Function Expansion Board w/OK add's 6 ports and 69K bytes	\$160.00

BCC11 — \$139.00

Basic Controller

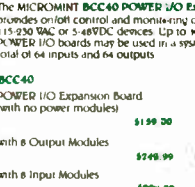


- Features:**
- Uses 28 single chip microcomputer
 - On board lram basic interpreter
 - 2 on board parallel ports & serial port
 - 6 interrupts (4 external)
 - Just connect a CRT and write control programs in Basic
 - 6K bytes of RAM or EPROM memory on board
 - Bus rates 110-9600 bps
 - Data and address bus available for 256K memory and I/O expansion
 - Consumes only 1.5 watts at +5, +12 & -12V

* NOW AVAILABLE IN INDUSTRIAL TEMPERATURE RANGE — CALL FOR INFORMATION

BCC40 — \$159.00

Power I/O Expansion Board



The MICROMINT **BCC40** POWER I/O Expansion Board provides on/off control and monitoring of eight 115-230 VAC or 5-48VDC devices. Up to 16 POWER I/O boards may be used in a system for a total of 64 inputs and 64 outputs.

BCC40	POWER I/O Expansion Board (with no power modules)	\$159.00
BCC09	8 Output Modules	\$248.99
BCC10	8 Input Modules	\$229.99

BCC52 & BCC11 Software and Accessories

BCC52-ROM A	ROM A Utilities BASIC extensions	\$ 49.95
BCC52-ROM A/B	ROM A and B Utilities	\$100.00
BCC52/41	BASIC extensions and Assembler	\$ 34.00
BCC52-06-CLK	SMARTIME BCC52 Clock and ROM C	\$ 69.00
BCC52-6K-CLK	SMARTIME BCC52 Clock and ROM C	\$ 69.00
BCC53	Multi Function Exp. Board w/OK add's 6 ports and 69K byte	\$ 160.00
BCC08	Serial I/O Expansion Board	\$149.00
BCC09	8S-232 to serial Converter	\$ 59.00
BCC13	8 Bit, 8 Channel A/D Board	\$129.00
BCC30	18 Bit, 16 Channel A/D Board	\$197.00
BCC23-4	4000 LCTD Display	\$199.00
BCC23-8	8040 LCTD Display	\$229.00
BCC22K	Parallel Encoded ASCII keyboard	\$ 79.00

MOTHER BOARDS — CARD CAGES — POWER SUPPLIES

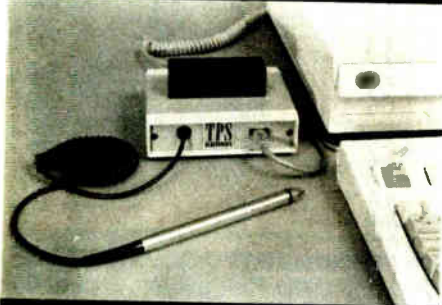
MB02	2 Slot mini-mother board (not compatible with CCO1, CCO2)	\$ 89.00
MB08	8 Slot mini-mother board (compatible with CCO1, CCO2)	\$ 85.00
MB44	44 pin gold card edge connector	\$ 6.00
CC01	19 inch Card Cage for one Micro	\$ 59.00
CC02	19 inch Card Cage for two Micros	\$ 79.00
UPS11	Universal Power Supply — used for single board applications 9A @ 5V, 1A @ +5 and 1A @ -5V	\$ 119.00
UPS05	Card Cage Power Supply — designed for 2 or 3 board system 1A @ 5V, 1A @ +12V, 1A @ -12V	\$ 79.00
UPS10	Hi-cap Dump Switching Power Supply — used for an entire BCC11 system 3A @ +5V, 1A @ +12V, 5A @ -12V	\$ 89.00
UPS21	9V 1000mAh Programmable Power Supply — used for EPROM programming on the BCC52 9.1V +/- 2% @ 200mA	\$ 49.00

To order call
1-800-635-3355
for technical information 1-(203)-871-6170
TELEX: 643331

Micromint, Inc.
4 Park Street
Vernon, CT 06066



The IBM® PS/2™ CAN READ BAR CODES & MAGNETIC STRIPES



with TPS ELECTRONICS'™ NEW SYSTEM/2™ READERS

- Connects in series with keyboard cable, does not affect keyboard operation
 - No RS-232 port needed
 - No card slot needed
 - No extra software needed
 - Completely transparent to any program; looks like keyboard input
 - Most formats available
 - Private labelling
 - Custom programming
 - Bar Code Printing Software
- Also available for
- IBM PC, AT, 3161, 3163, 3180, 3193, 3196
 - DEC VT200, Pro 350, Rainbow
 - Convergent Technology
 - Wang PC, VS 4200
 - Apple Macintosh
 - AT&T/Olivetti
 - TI Professional
 - NCR DM V, PC IV
 - WYSE

TPS Electronics
4047 Transport Street
Palo Alto, CA 94303
415-856-6833
Telex: (Graphnet)
371 9097 TPS PLA
FAX: 415-856-3843

BUS INTERFACE DESIGNS

Table 6: The register map of the National NSC810A. The timer ports must be accessed low byte first, followed by the high byte. This matches the order for access for a PC word I/O cycle.

Bits					Register	Access
A4	A3	A2	A1	A0		
0	0	0	0	0	Port A (data)	R/W
0	0	0	0	1	Port B (data)	R/W
0	0	0	1	0	Port C (data)	R/W
0	0	0	1	1	Not used	—
0	0	1	0	0	DDR - port A	W
0	0	1	0	1	DDR - port B	W
0	0	1	1	0	DDR - port C	W
0	0	1	1	1	Mode-definition register	W
0	1	0	0	0	Port A - bit clear	W
0	1	0	0	1	Port B - bit clear	W
0	1	0	1	0	Port C - bit clear	W
0	1	0	1	1	Not used	—
0	1	1	0	0	Port A - bit set	W
0	1	1	0	1	Port B - bit set	W
0	1	1	1	0	Port C - bit set	W
0	1	1	1	1	Not used	—
1	0	0	0	0	Timer 0 (LB)	.
1	0	0	0	1	Timer 0 (HB)	.
1	0	0	1	0	Timer 1 (LB)	.
1	0	0	1	1	Timer 1 (HB)	.
1	0	1	0	0	STOP timer 0	W
1	0	1	0	1	START timer 0	W
1	0	1	1	0	STOP timer 1	W
1	0	1	1	1	START timer 1	W
1	1	0	0	0	Timer 0 mode	R/W
1	1	0	0	1	Timer 1 mode	R/W

* Write to modulus register, read from timer.

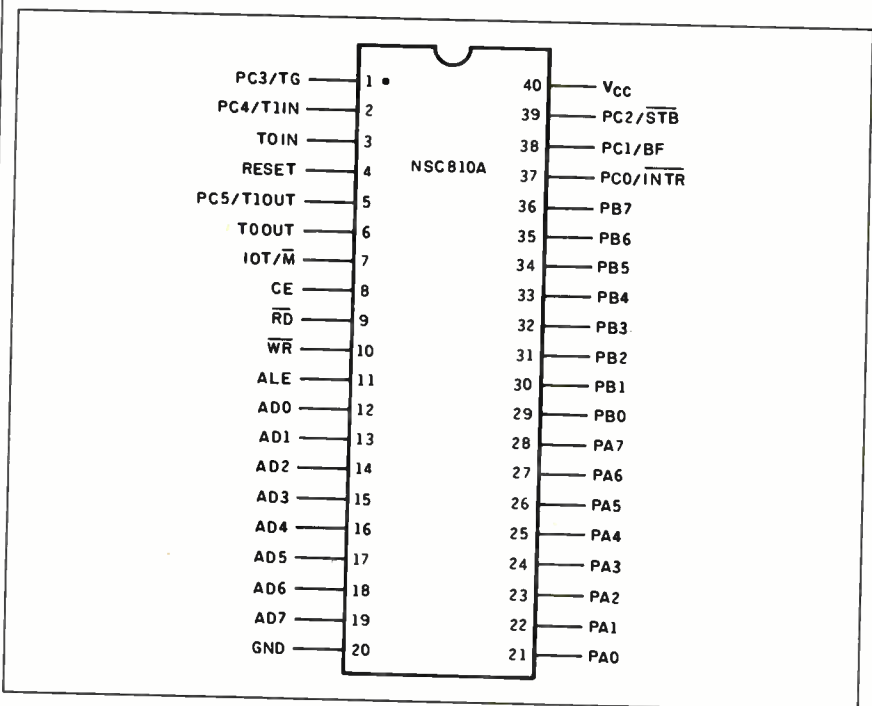


Figure 11: The pin-outs for the NSC810A.



American Semiconductor

Gives you the prices and products that have quickly made them,



SAY CHARGE IT!
AMERICAN SEMICONDUCTOR
CHARGE CARD

TOP GUN

Complete systems for Less than **ANYBODY!**

And we can **FINANCE YOU!**

Our revolving charge makes owning the system you

want easy!

\$BILLION of **FINANCING AVAILABLE!!**

Over a **NOT A LEASE** ★ **YOU OWN IT!**



★ FREE!!
FLIGHT SIMULATOR
LIMITED TIME OFFER!!
WITH ANY COMPUTER PURCHASE

<p>29⁹⁹</p> <p>TURBO XT MODEL #5301</p> <p>Selectable 4.77 & 8 MHz Processing Speed • 640K RAM Memory • Bios • One 360K Floppy Drive • Floppy Controller • Cable • Eight Expansion Slots • PC/XT Compatible Keyboard</p> <p>OUR PRICE 499.</p>	<p>\$39⁹⁹</p> <p>TURBO XT MODEL #5302</p> <p>Selectable 4.77 & 8 MHz Processing Speed • 640K RAM Memory on Main Board • Bios • 16 Bit 8088-2 CPU • One 360K Floppy Drive • Multi I/O (w/ Floppy Controller, Clock Calendar, Parallel, Serial, & Game Port) • Eight Expansion Slots • PC/XT Compatible Keyboard</p> <p>RETAIL VALUE 1099. OUR PRICE 739.</p>	<p>\$45⁹⁹</p> <p>TURBO XT MODEL #5303</p> <p>Selectable 4.77 & 8 MHz Processing Speed • 640K RAM Memory on Main Board • Bios • 8088-2 CPU • One 360K Floppy Drive • Multi I/O (w/ Floppy Controller, Clock Calendar, Parallel, Serial, & Game Port) • Eight Expansion Slots • One 10MB Hard Drive (w/ Controller) • PC/XT Compatible Keyboard</p> <p>RETAIL VALUE 1999. OUR PRICE 1019.</p>	<p>\$49⁹⁹</p> <p>TURBO XT MODEL #5304</p> <p>8 MHz Processing Speed • 640K RAM Memory on Main Board • Bios • 16 Bit 8088-2 CPU • Two 360K Half Height Floppy Drives • Multi I/O (w/ Floppy Controller, Clock Calendar, Parallel, Serial, & Game Port) • One 20MB Hard Drive (w/ Controller) • TURBO Normal Mode Either Software or Hardware Selectable • Eight Expansion Slots • PC/XT Compatible Keyboard</p> <p>RETAIL VALUE 2499. OUR PRICE 1295.</p>	<p>\$49⁹⁹</p> <p>TURBO XT MODEL #5305</p> <p>8 MHz Clock Speed • 640K RAM Memory on Main Board • Bios • 16 Bit 8088-2 CPU • Two 360K Half Height Floppy Drives • Multi I/O (w/ Floppy Controller, Clock Calendar, Parallel, Serial, & Game Port) • 30MB Hard Drive (w/ Controller) • TURBO Normal Mode Either Software or Hardware Selectable • Eight Expansion Slots • PC/XT Compatible Keyboard</p> <p>RETAIL VALUE 2999. OUR PRICE 1479.</p>	<p>\$59⁹⁹</p> <p>TURBO XT MODEL #5306</p> <p>8 MHz Processing Speed • 640K RAM Memory on Main Board • Bios • 16 Bit 8088-2 CPU • Two 360K Half Height Floppy Drives • Multi I/O (w/ Floppy Controller, Clock Calendar, Parallel, Serial, & Game Port) • 20MB Hard Drive (w/ Controller) • TURBO Normal Mode Either Software or Hardware Selectable • Eight Expansion Slots • PC/XT Compatible Keyboard • IBM Compatible Enhanced Graphics Adapter (EGA) • High Resolution EGA Monitor</p> <p>RETAIL VALUE 3899. OUR PRICE 1949.</p>	<p>\$5⁹⁹</p> <p>VIDEO GRAPHIC PACKAGES</p> <p>MONOCHROME COLOR EGA ENHANCED WITH MOST SYSTEM PURCHASES</p>
--	--	--	---	--	--	---

<p>\$59⁹⁹</p> <p>TURBO AT MODEL #5509</p> <p>8 MHz RAM Memory • AT 512 AM Memory • 12 High Speed Floppy disk • 8088 CPU 80286 CPU • AM 640K • Operating System CP/M86 UCSD P • Interface cards multi card color graphics card or monochrome card • 8" Dual frequency monitor or monochrome monitor • Power supply for XT 1200W power supply (for AT) • AT/XT switchable keyboard (Cherry Switch) • Size 48 cm (19" x 44 cm (19" x 19 cm (H) • Weight 14 kg</p> <p>RETAIL VALUE 995. OUR PRICE 1749.</p> <p>AVAILABLE IN XT - MODEL #5309 - \$49 mo RETAIL VALUE 2459 - OUR PRICE 1249</p>	<p>\$69⁹⁹</p> <p>TURBO AT MODEL #5503</p> <p>10 MHz Clock Speed • 512K RAM Memory (1MB Option Available) • Bios • Intel 80286 Microprocessor • 1.2MB Half Height Floppy Drive • 40MB Hard Drive (w/ Controller) • Eight Expansion Slots • Serial/Parallel Adapter • AT Compatible Keyboard • Performance 16, 12, 10, 8, 6 MHz Available</p> <p>RETAIL VALUE 9999. OUR PRICE 2099.</p>	<p>\$59⁹⁹</p> <p>BABY AT TURBO MODEL #5507</p> <p>6-8-10 MHz Processing Speed • 8 MHz • 640K (Expandable to 1MB on Main Board) • Bios • 80286 Based CPU • 360K Half Height Floppy Drive • Hard Drive (w/ Controller) • Multi I/O (w/ Floppy Controller, Clock Calendar, Parallel, Serial, & Game Port) • 20 MB Hard Drive (w/ Controller) • AT Style Keyboard</p> <p>RETAIL VALUE 3999. OUR PRICE 1759.</p>	<p>\$59⁹⁹</p> <p>TURBO AT MODEL #5501</p> <p>512K RAM Memory (Expandable to 1MB on Main Board) • Bios • 80286 Based CPU • Bios • 1.2MB Half Height Floppy Drive • 20MB Hard Drive (w/ Controller) • Eight Expansion Slots • Parallel Port • AT Style Keyboard • Performance 16, 12, 10, 8, 6 MHz Available</p> <p>RETAIL VALUE 3999. OUR PRICE 1719.</p>	<p>\$69⁹⁹</p> <p>TURBO AT MODEL #5502</p> <p>10 MHz Clock Speed • 512K RAM Memory (1MB Option Available) • Bios • Intel 80286 Microprocessor • 1.2MB Half Height Floppy Drive • 30MB Hard Drive (w/ Controller) • Eight Expansion Slots • Serial/Parallel Adapter • AT Compatible Keyboard • Performance 16, 12, 10, 8, 6 MHz Available</p> <p>RETAIL VALUE 4499. OUR PRICE 1959.</p>
--	--	--	---	--

INSTANT CREDIT NOW! Even if you have a computer... We'll sell you add-ons from our **TOP QUALITY** products, and **FINANCE** them too!

MONITORS ARE ADDITIONAL. SURGE PROTECTOR/POWER DISTRIBUTION CENTERS ARE OPTIONAL AND AVAILABLE FOR ONLY \$39.95

DEALERS! call for the up to minute prices for **DRAM'S, 8087'S, EXPANSION CARDS, IC'S** and much, much more!

1-800-825-SAVE

OFFICES NOW OPEN. TAMPA - MIAMI - LOS ANGELES - WASHINGTON, D.C. - TAIPEI TAIWAN - TOKYO JAPAN

PRICES SUBJECT TO CHANGE DUE TO AVAILABILITY AND MARKET FLUCTUATIONS. VOID WHERE PROHIBITED. \$25.00 CREDIT APPLICATION FEE.

SAY CHARGE IT!
3 3 95%
ORDER TOLL FREE!
237-5758 EXT. 823
CUSTOMER SERVICE (813) 961-5584
INTERNATIONAL EXPORT
961-9444
MON-FRI 8 AM-7 PM
SATURDAY 9 AM-5 PM (EST)
CORPORATE HEADQUARTERS: 16520 N. FLORIDA AVE., LUTZ, FLORIDA 33549, (813) 961-9444

NORTHEAST REGIONAL
SALES OFFICE 1-301-933-3523
WASHINGTON, D.C. AREA
1-800-942-9488

put voltage level. This technique is used for the PAL output lines, as shown in figure 13. The chip select of an NSC810A is active high, so a 74HCT238 is used to decode the chip selects from address lines A10 through A12.

A New Degree of Freedom
I hope that this article has given you enough details to show you that interfacing to the IBM PC bus is not difficult, even when several manufacturers' products are involved. Although many compa-

nies produce quality peripheral cards for the PC, Murphy's Law decrees that these cards never do precisely what you want. Conversely, you might find a peripheral card that has just the features you need, but it might also be loaded with features

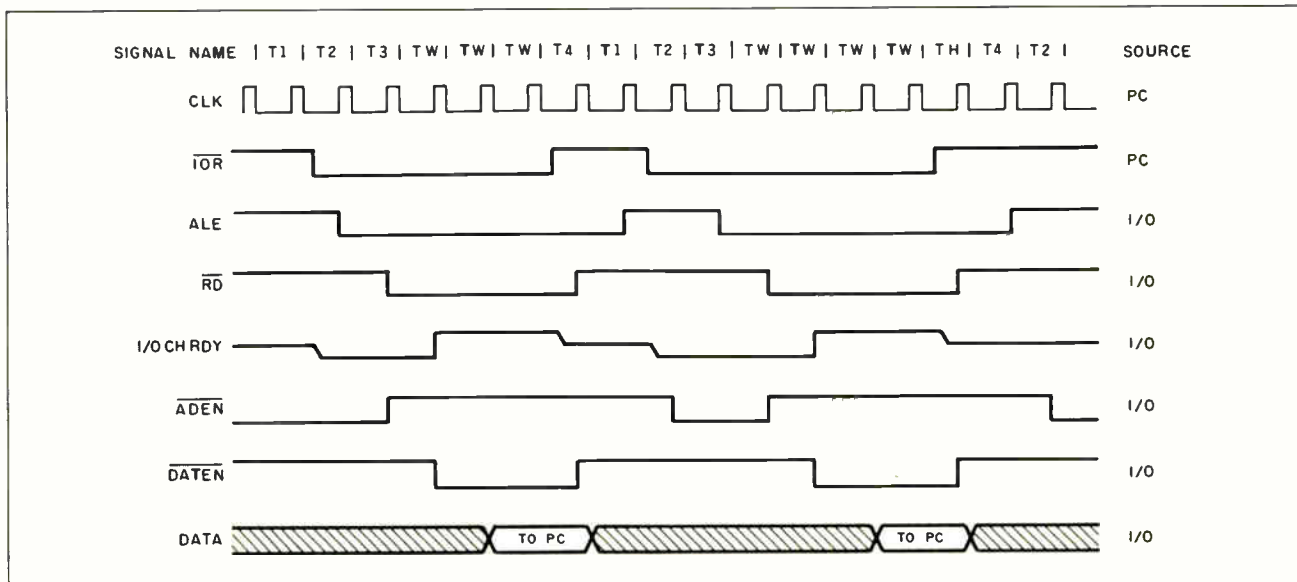


Figure 12: Timing signals for an NSC810A word I/O cycle. I/O CH RDY is used to extend the PC I/O cycles.

Motion Control & Data Acquisition

on your IBM PC or Apple II and all compatibles

Smart 2 Axis Motion Controller: For many types of motors & encoders. New I.C. (from HP) allows changes & monitoring on the fly. Optically isolated W/SOFTWARE \$400

Four Axis Stepper Driver: With SOFTWARE & motor for instant automation. \$95

Fast A/D Board: With programmed gain, 650 KHz, 4 inputs, \$220. Complete Scope hardware & SOFTWARE \$500. Also: 12 Bit A/D, Relay Driver, Real Time Clock. Circuit developers Project Book \$25.

How do you do it? Use our Local Applications Bus, LAB 40. One host adapter (\$150) supports up to 8 boards, like those above, on a 50 ft. ribbon cable.

Please call (415) 755-1978 for free literature.

Computer Continuum
75 Southgate Ave., Suite 6
Daly City, CA 94015 (415) 755-1978

6805/6305 SINGLE CHIP MICROCOMPUTER DEVELOPMENT SYSTEMS

Two systems allow the IBM PC/XT/AT to be used as a complete development system for the MOTOROLA 6805 series single chip microcomputers. Model MCPM-1 supports the MC68705P3, P5, U3, U5, R3, & R5 chips. Model MCPM-2 supports the MC1468705F2 & G2 cmos versions. Both systems are priced at \$495 and include a cross assembler program, a Simulator/Debugger program and a programming circuit board with driver software. A system is also avail. for the HITACHI 63705 ZTAT micro.

THE ENGINEERS COLLABORATIVE
P.O. Box 53, West Glover, VT 05875
(802) 525-3458

Circle 77 on Reader Service Card

ANALOG I/O and DSP

ideal for PC based Measurement/Test, Control, Acoustics, and Signal Processing

PC-12 16 SE or 8 DF inputs, programmable gain amplifier, precision S/H, 12-bit A/D, dual 12-bit D/A, I/O Filters, 8-bit digital I/O, memory mapped I/O assisted by timer. \$650.

PC-12SC 12-bit A/D & D/A with I/O Filters and timer, for voice I/O, IEEE Speech Course, etc. \$450.

PC-DMA 12 12-bit A/D and D/A to 100 KHz, dual-channel DMA controller for concurrent I/O capability, programmable H/W timer for zero timing jitter, I/O filters, programmable gain and offset amplifier, 16-channel auto-scan multiplexer, 8-bit digital I/O, etc. \$1250.

PC-DMA 16 Features compatible to PC-DMA but with 16-bit A/D and dual 16-bit D/A. \$1595.

PC-DSP 22 22-bit floating point DSP board for PC, compatible to the above PC-DMA boards for R/T DSP, 1 K complex FFT in 10msec.

SAMPLE EDITOR S/W for PC-DMA performs continuous hard disk transfer, search, audio edit, etc.

Other new products include 1 MHz 12-bit A/D and D/A servo motor controller, etc. All products supported by S/W driver and application packages.

CANETICS, Inc.
PO Box 70549, Pasadena, CA 91107
(818) 584-0438

Circle 44 on Reader Service Card

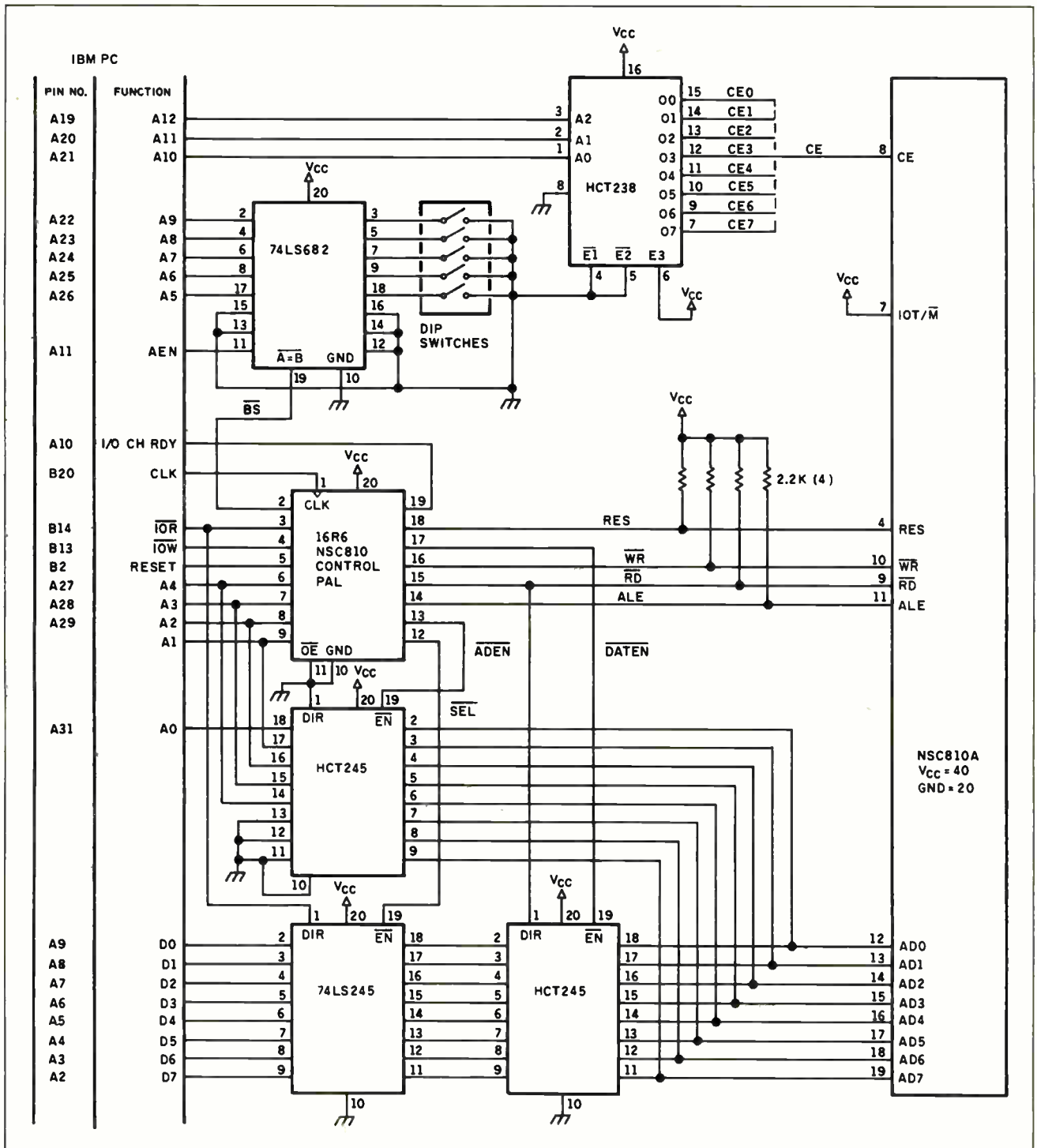


Figure 13: The major differences in this interface are the use of HCT parts to get the proper interface voltages and the necessity of multiplexing the address and data lines. The PAL outputs are pulled up by resistors to ensure that the logic high output voltage is adequate for the NSC810A.

you don't need and don't want to pay for. With the information presented here, you now have the freedom to build your own peripheral card if a vendor's card won't do the job. You will also be able to produce your own interface cards if you are trying to build specialized computer-

controlled equipment. If you don't have access to a PAL programmer, don't despair. Certain companies will custom-program PALs for a small fee if you provide the listings. They will often give you a price reduction if the equations are on floppy disk, so it makes

sense to make use of the BYTE disk service first. It's possible that this article will inspire you to build the PAL programmer project in the January issue of BYTE ("A PAL Programmer" by Robert A. Freedman). ■

THE BUYER'S MART

A Directory of Products and Services

THE BUYER'S MART is a monthly advertising section which enables readers to easily locate suppliers by product category. As a unique feature, each BUYER'S MART ad includes a Reader Service number to assist interested readers in requesting information from participating advertisers.

RATES: 1x—\$475 3x—\$450 6x—\$425 12x—\$375

Prepayment must accompany each insertion. VISA/MC Accepted.

AD FORMAT: Each ad will be designed and typeset by BYTE. Advertisers must

furnish typewritten copy. Ads can include headline (23 characters maximum), descriptive text (250 characters maximum), plus company name, address and telephone number. Do not send logos or camera-ready artwork.

DEADLINE: Ad copy is due 2 months prior to issue date. For example: October issue closes on August 1. Send your copy and payment to THE BUYER'S MART, BYTE magazine, 1 Phoenix Mill Lane, Peterborough, NH 03458. For more information call Mark Stone at BYTE 603-924-3754.

ACCESSORIES

SOFTWARE PACKAGING, DISKS

Cloth binders & slips like IBMs. Vinyl binders, boxes, and folders—many sizes. Disk pages, envelopes & labels. Low qty. imprinting. Bulk & branded disks. Much More! Low prices. Fast service. Call or write for FREE CATALOG.

Anthropomorphic Systems Limited

376-B East St. Charles Road
Lombard, IL 60148

1-800-DEAL-NOW (312) 629-5160

Inquiry 551.

BAR CODE

BAR CODE MADE EASY

PERCON® EZ-READER™ keyboard interfaces and multiuser RS-232 models make it easy to add bar code to virtually any computer/terminal WITHOUT SOFTWARE MODIFICATION. Immediate shipping. Two year warranty. Bar code printing software available. Call for details on fast, accurate, easy data entry. Substantial reseller discounts.

PERCON®

2190 W. 11th St., Eugene, OR 97402
(503) 344-1189

Inquiry 556.

BAR CODE

BAR CODE READERS

PC/XT/AT Bar Code Reader attaches as 2nd keyboard, reads bar codes as keyed data. One model converts to external mounting via velcro or slot mounting in PC — \$385. RS-232 Model—\$399. Rugged metal wand, reads UPC, EAN, 2 of 5, Code 39, etc. Same day ship. 1 year warranty. 30 day \$\$ back guarantee.

Worthington Data Solutions

417-A Ingalls St., Santa Cruz, CA 95060
(408) 458-9938

COMPUTER PROTECTION

- UPS • LINE CONDITIONERS • ISOLATORS
- MODEM PROTECTORS
- AC POWER INTERRUPTERS

— HUNDREDS OF HINTS & PRODUCTS —

FREE CATALOG 1-800-225-4876

ELECTRONIC SPECIALISTS, INC.

171 So. Main St., POB 389, Natick, Mass 01760

1-800-225-4876

Inquiry 552.

READ & PRINT BAR CODES

Internal unit (short-card for IBM PC/XT/AT/compatibles) or RS-232 Dual Port unit: both work with all keyboards and software. Includes stainless steel wand or LASER gun. User-friendly Bar Code and Text printing software with format/size flexibility.

Seagull Scientific Systems

601 University Ave., Suite 150, Sacramento, CA 95825

(916) 386-1776

Inquiry 557.

BAR CODES/BIG TEXT FROM YOUR PROGRAM

Add bar codes and/or big graphics text to your program. Print from inside of dBASE, BASIC, C, any MS-DOS language or even a word processor. Bar codes: UPC-A, UPC-E, 2 of 5, and Code 39. Big text in wide and narrow sizes 5", 3" and 2" tall. Prints on Epson/Okidata LaserJet printers \$179-\$239.

Worthington Data Solutions

417-A Ingalls St., Santa Cruz, CA 95060
(408) 458-9938

FREE CATALOG

Diskettes & Acc • Dust Covers • Furniture • Data Cartridges • Plotter Pens • Clean'g Supl • Tapes & Acc • Ribbons • Printers • Computer Paper • Copier Supplies • Surge Prot • Cables & Acc • Print Wheels • MUCH MORE!

Call, write or circle inquiry card for a FREE Catalog

GAAN COMPUTER SUPPLIES

186 B East Sunnyoaks, Campbell, CA 95008
(800) 523-1238, In Calif. (408) 370-6747

Inquiry 553.

BAR CODE READERS

Among the industries best and most widely used barcode reader, reads all major barcode formats (code 39, 2 of 5, UPC/EAN, codabar), connects between keyboard & system, advanced CMOS uses keyboard power supply, connects to all IBM compatibles and DIN terminals, completely OS independent, software independent. Same day ship, 1 year warranty, 30 day satisfaction guarantee. CALL for prices too low to advertise.

Solutions Engineering Sales

8653 Georgia Ave., Silver Spring, MD 20910

800-635-6533

Inquiry 558.

BOOKS/DISKS/VIDEOS

A Print-It-Yourself Book

You may read on screen as easily as you print out the 333 pages. Educational, entertaining with a big message as far out as the doomsday scenario & the sci-fi means of survivor education. \$18 for the 3 disk set for PCs, packaged with free PC-Write 2.71 complete with spelling checker.

DIA Inc.

334 Forepeak Avenue, Beachwood, NJ 08722
(201) 341-8113

Inquiry 560.

COMPUTER VOLUME CONTROL

At last... no more annoying BEEPS! Quiets games too! Adjust volume anytime from a faint whisper to maximum. Installs easily, directly to speaker wires with solderless terminals.

Only \$29.95 ppd or 2 for \$49.95.

VISA/MC/Check or M.O. AZ add 6.7% tax.

INNOVATIVE COMPUTER SOLUTIONS, INC.

2929 N 44th St., #400, Phoenix, AZ 85018
(602) 946-4743

Inquiry 554.

DATA INPUT DEVICES

Bar Code & Magnetic Stripe Readers for microcomputers & terminals, including IBM PS/2 & others, DEC, AT&T, CT, Wyse, Wang. All readers connect on the keyboard cable & are transparent to all software. Low cost bar code print programs & magnetic encoders are also available. GSA approved.

TPS Electronics

4047 Transport, Palo Alto, CA 94303

415-856-6833 Telex 371-9097 TPS PLA

Inquiry 559.

CAD/CAM

CadON™

Add on to AutoCAD for schematic entry and PC layout. Features extensive user expandable libraries, netlist extract, bill of materials, ratsnesting. Does 100% check of layout against schematic. Unlimited trace widths, pad sizes, etc.

RUBOW SYSTEMS

19102 Bridwell St., Glendora, CA 91740
(818) 914-3963

Inquiry 561.

DIABLO 630 SHEET FEEDER AUTOMATIC 2-TRAY MINT — ONLY \$400!

Prints all first pages on letterhead and all other pages on blanks automatically. Feeds thousands of consecutive pages without a misfeed. Printers also available.

Quality Discount Computers

135 Artistview Drive, Wellington, NV 89444

(702) 465-2473 Ext. 120

Inquiry 555.

PRINT BAR CODES & BIG TEXT

Print Labels with Large Text and/or bar codes on PC with Epson/Okidata LaserJet printers. Text to 1"x1" reads at 50 ft. Bar Codes: Code 39, 2 of 5, UPC/EAN, MIL-STD, AIAG. Flexible format/size, Reversals. File Input, Menu-driven \$279. Other menu-driven programs for bar codes \$49-\$129.

Worthington Data Solutions

417-A Ingalls St., Santa Cruz, CA 95060

(408) 458-9938

Inquiry 562.

COMMUNICATIONS

BBS ALTERNATIVE

The Business Connection—closely-coupled software. Host reacts only to matching remote nodes. Secure, private mail/messaging. Off-line msg creation on remotes. User-friendly, auto call/logon, auto msg interchange, help, more. For IBM & compats, DOS 3.X, 256K, Hayes-type modem. Shareware rel—\$25. Complete multi-function ver including printed manual—\$99.

SYNERGETIC INNOVATIONS

P.O. Box 79, Arroyo Grande, CA 93420

THE BUYER'S MART

COMPUTER INSURANCE

COMPUTERS + INSURANCE = SAFEWARE

Call toll free for information

- LEASED COMPUTERS
- HOME COMPUTERS
- OVERSEAS COMPUTERS
- BUSINESS COMPUTERS
- COMPUTERS LEASED TO OTHERS
- COMPUTERS TAKEN TO SHOWS
- COMPUTERS HELD FOR SALE
- OTHERS' COMPUTERS IN YOUR CARE

SAFEWARE

The Insurance Agency Inc.

1-800-848-3469 IN OHIO (614) 262-0559

Inquiry 563.

CROSS ASSEMBLERS

Disassemble MPU OBJECT CODE on your PC
Relocatable, symbolic disassemblers are now available for the Motorola, Intel, RCA, TI, Rockwell, & Zilog micros!
Automatic label generation, assembly capability and much more. Call and ask for what you need.

RELMS™

P.O. Box 6719

San Jose, California 95150

(408) 265-5411

TWX 910-379-0014 (800) 448-4880

Inquiry 564.

DATA CABLES & PARTS

Custom Cables for LAN's

Ethernet—Token Ring, RG62, 59, 58, Twinax, Dual Wang, Telco, Mod adapters, RJ11, 12, 45, octopus cables, Harmonics, V.35, M50, IEEE-488, RS232, 422, 449, parallel, ribbon cable, switches, Baluns, surge sentry, connector parts, bulk cable, tools

Communication Cable Company

P.O. Box 600, Wayne, PA 19087 • 215-644-1900

Send for Catalog

Inquiry 565.

DATA CONVERSION

DATA TRANSLATION

Tape/Disk • Disk/Disk • OCR

Transfer data to and from hundreds of formats, data types, and word processors. Quick turnaround! Call today for a quotation to fill your special need.

- Reformat databases to your specifications
- Translate and print mailing lists
- Quality word processor to word processor conversions
- Authorized KEYWORD Service Bureau

DataCopy Service of Texas

4010 Comell, Garland, TX 75042 (214) 272-7751

Inquiry 566.

DATA/DISK CONVERSION

Disk/Disk • Tape/Disk • OCR

Over 1,000 formats! 3 1/2", 5 1/4", or 8 inch disks; 9 track mag tape; 10 MB Bernoulli cartridge. Data base and word processor translation. Specialists in Government Sensitive Data. Call for free consultation.

Computer Conversions, Inc.

We take the hassle out of data conversion

9580 Black Mtn. Rd., Ste J, San Diego, CA 92126

(619) 693-1697

Inquiry 567.

DISK/DISK or TAPE/DISK

CONVERSIONS — AUTOMATICALLY
Bought a new computer? Convert your data in just 1-2 days.
SAVE TIME - SAVE MONEY!

DISK/DISK or TAPE/DISK Conversions start as low as \$15.00 for IBM, CP/M, MS-DOS, UNIX, XENIX & most other systems. (Apple, Macintosh, Commodore conversions start at \$25.00). Call or write today for a cost saving quotation to fill your disk-to-disk or tape-to-disk data conversion needs.

CREATIVE DATA SERVICES

1210 W. Latimer Ave., Campbell, CA 95008

(408) 866-6080

Inquiry 568.

DATA/DISK CONVERSION

DISK AND TAPE CONVERSIONS

High quality conversion services & OCR scanning for Dedicated Word Processors, Mini and Micro computers. Over 1000 3 1/2", 5 1/4", and 8" formats, 800-1600BPI tape. Conversion between Wang, NBI, CPT, DEC, Vydec, Lanier, OS/6, Xerox, Linolex, Lextron, MemoryWriter, Editwriter, CompEdit, Excon 500, Excon Qyx, IBM Sys/34/36/38/5520, MAC, Victor, TRS, Apple II & III, NSTAR, IBM PC/AT/3 1/2", HP, and most other Micros. Conversion directly into word processing software such as DW3, WP, MSWORD, WS, Samna, MM, PFS, & many others.

DATA FORMATS, INC. (408) 629-1088

Inquiry 569.

CONVERSION SERVICES

Convert any 9 track magnetic tape to or from over 800 formats including 3 1/2", 5 1/4", 8" disk formats & word processors. Disk to disk conversions also available. Call for more info. Introducing OCR Scanning Services.

Pivar Computing Services, Inc.

165 Arlington Hgts. Rd., Dept. #B

Buffalo Grove, IL 60089 (312) 459-6010

Inquiry 570.

dBASE III COMPILERS

FREE dBASE III + COMPILER DEMO DISK

Don't buy Clipper™ until you see our FREE dBASE Compiler Evaluation Kit. Includes DEMO DISK with 8 PRG's and results of compiling with Clipper, Quicksilver & FoxBASE +. Also 15 benchmark tests, complete magazine reviews, and detailed brochures about all 3 compilers. FREE. No obligation. Call 24 hours, 7 days

dataBASE Specialties (415) 652-2790

P.O. Box 2975, Oakland, CA 94618

Inquiry 571.

DEMOS/TUTORIALS

INSTANT REPLAY II

Build Demos, Tutorials, Prototypes, Presentations, Music, Timed Keyboard Macros, and Menu Systems. Includes Screen Maker, Keystroke/Time Editor, Program Memorizer, and Animator. Rec'd Great Reviews! Simply the BEST. Not copy protected. No royalties. 60 day satisfaction money back guar. IBM and Compatib. \$149.95 U.S. Chk/Cr. Crd. Demo Diskette \$500

NOSTRADAMUS, INC.

3191 South Valley Street (ste 252)

Salt Lake City, Utah 84109 (801) 487-9662

Inquiry 572.

DESKTOP PUBLISHING

Professional Type Composition

MP-XL—Hard-core typography and typefonts for the HP LaserJet II, Okidata LaserLine 6, or Ricoh PC 6000 Laser Printer. H&J, Indents, Tabs, Graphics, 1/4 pt. leading, random mix of size & face, 6-72 pt. fonts. MP-XL complete with 22 fonts, Pi + Bkmm 6-24 pt. \$195.
Many additional type faces available 6-30 pt.

Micro Print-X, Inc.

P.O. Box 581, Ballinger, TX 76821

(817) 385-2343

Inquiry 573.

DOCUMENTATION

COMPUTER ASSEMBLY MANUALS

BIG BLUE SEED for IBM™ BUILDERS: Parts list, placement diagrams, instructions for assembling 75 bare cards. Now includes 640K Turbo & AT MthBds. \$17.95.
APPLE™ BUILDERS NEED APPLE SEED: Instructions for assembling 85 Apple-compatible bare cards including the popular 6502 II+ and Iie MthBds. \$14.95.
Both for \$30. Bare cards available. Check/MOV/ISA/MC.

NuScope Associates™, Dept B

P.O. Box 790 • Lewiston New York • 14092

*A Division of Kosmic Microtech Inc.

Inquiry 574.

ENTERTAINMENT

NFL CHALLENGE UPDATE

PROROSTR™ Increases the realism of your NFL Challenge game by providing you with an easy way to update player data files. Prints a formatted printout of the player names and data. Includes PRODATA™ the complete 1987 player roster and statistics. Requires IBM type NFL CHALLENGE (copyright XOR Corp.). PROROSTR \$32 ppd. PRODATA may be purchased separately \$22 ppd. Check, MO, MC, VISA

HD&S Software

Box 924183, Houston TX 77292

(713) 688-9102

Inquiry 575.

FLOW CHARTS

FLOW CHARTING II+ HELPS YOU!

Precise flowcharting is fast and simple with Flow Charting II+. Draw, edit and print perfect charts: bold and normal fonts. 24 shapes — 95 sizes; fast entry of arrows, bypasses & connectors; Fast Insert Line; shrink screen displays 200-column chart; 40 column edit screen for detail work, much more!

PATTON & PATTON

81 Great Oaks Blvd., San Jose, CA 95119

1-800/672-3470, ext. 897 (CA residents)

1-800/538-8157, ext. 897 (Outside CA)

408/629-5044 (Outside the U.S.A.)

Inquiry 576.

HARDWARE

ANDY'S COMPUTERS

PO Box 6096, Austin, TX 78762

1 (800) 521-2283 for ordering

1 (512) 478-9803 for info

Prices include Amber Monitor (TTL), 640K MB, 256K Installed Case, Power Supply, Keyboard, Printer, Port, Disk Turbo XT 10 MZ. . . . \$500 AT 286 Mhz 6-12 . . . \$964 AT 286 6-10MZ. . . . \$958 386 16MZ . . . \$2775 Hard Disks add 20 MEG \$330 Portable XT 10 MZ. \$759 Portable AT . . . \$1190 Portable 386 16 MZ \$3200

Other equipment and configurations available at similar savings.

Inquiry 577.

DISCOUNT CLONES

- XT Turbo — \$450.
- AT 870 MHz — \$1200.
- Seagate ST225 20MB hard drive with controller — \$300.
- Seagate ST251 40MB 38ms — \$485.
- Hayes compatible 1200 baud modem — \$89.
- NEC multisync — \$850.
- Panasonic KXP 10091 — \$225.

Automated Business Solutions

5 Broadway, 2nd Fl., Freeport, NY 11520—516-378-3995

30 day money back guarantee • 1 yr parts & labor warranty

Dealer Inquiries Invited.

Inquiry 578.

CHIP CHECKER

- 74/54 TTL + CMOS
 - 8000 Nat. + Signetics
 - 144000 CMOS
 - 9000 TTL
 - 14-24 Pin Chips
 - 3" + 6" IC widths
- Tests/Identifies over 650 digital chips with ANY type of output in seconds. Also tests popular RAM chips. IBM compatible version \$259. C128 + C64 version \$159.

DUNE SYSTEMS

2603 Willa Dr., St. Joseph, MI 49085

(616) 983-2352

Inquiry 579.

HIGH PERFORMANCE LOW COST

SINGLE BOARD COMPUTER has optimum features for Monitor + Control Applications. 16 Chan A/D with Sample + Hold • 2 RS232C/422 Ports • Buffered Digital I/O • Timer • 5.25 x 80. OPTIONS: Resident FORTH™ OS with Target Compiler, Editor, Assembler, RamDisk + Auto Load/Start, 5 MHz 8085 • 10 bit A/D • Bat. Backed Clock/RAM • Networking Expansion Boards • IBM/CPM Support

The NEW E-PAC 1000 + \$249.00

EMAC INC.

PO BOX 2042 CARBONDALE IL. 62902 618-529-4525

Inquiry 580.

THE BUYER'S MART

HARDWARE

Save on brownout protection!

Line Conditioner keeps power constant whenever AC input power varies up or down! Prevents damage and downtime! Maintains constant output of 120V. This is a stepped transformer system that has higher efficiency than CVT's and gives lower waveform distortion. Built-in spike protection!

INDUS-TOOL

730 W. Lake St., Chicago, IL 60606
Phone 312-648-2191

Inquiry 581.

HARDWARE/ADD-ONS

640K MotherBoard UPGRADE

640K memory without using an expansion slot! Our upgrades allow easy insertion of 256K chips on the system board. 100% compatible. 30 day \$ back guarantee. 2 yr wrrty. *Compaq* Portable, *Zenith* 150, 151 & 161: \$29 (\$94 with memory). *IBM-XT*, 3270 & Portable: \$39 (\$104 with memory). *IBM-PC*: \$49 (\$114 with memory). \$4 s/h. Site discount. Dealers welcome.

Aristo

16811 El Camino #213-D, Houston, TX 77058
713/480-6288, 800/3ARISTO.

Inquiry 582.

Motherboard Clock \$59

SideClock does not waste an expansion slot! The Inventions' *Clock/Calendar*, installs in seconds. Just open the computer cover and snap it into place. Never enter the time and date again. *SideClock* does it for you. Software and user replaceable battery included. 30 day \$\$ back gtd. 2 year limited warranty. \$59 + \$3 s/h. Site discounts. Dealers welcome.

Aristo

16811 El Camino, #213-D, Houston, TX 77058
713/480-6288, 800/3ARISTO.

Inquiry 583.

HARDWARE/COPROCESSOR

PC MINI-SUPERCOMPUTER

Up to 40 MIPS In Your PC!

Fill your PC/XT/AT with 1 to 6 PC4000 boards for a high speed PC/RISC system. The PC4000 uses the MC4016 RISC Engine which executes high level Forth in silicon. Each PC4000 is a general purpose parallel coprocessor that delivers speeds in the 5 to 7 MIPS range... over a 100 times faster than a PC, K & R standard C and Forth available. From \$1295.

SILICON COMPOSERS (415) 322-8763
210 California Ave., Suite 1, Palo Alto, CA 94306

Inquiry 584.

HARDWARE/MONITORS

COLOR MONITORS

SURPLUS SALE

NEW, Hitachi 13" RGB,

640 x 240, .31 mask pitch, IBM Compatible, 50 & 60 Hz
Their Price: \$450 Our Price: \$150
International Materials Exchange Inc.

IME

33 Agassiz St.,
Cambridge, MA 02140
617-497-2290

Inquiry 585.

HARDWARE/PERIPHERALS

GM CAR COMPUTER READ-out

- Read engine computer data
- Is sensor data reasonable?
- Are status switches set?
- Are any trouble codes set?
- Make disk records of car packets
- Let your PC be automotive.

EXECUTIVE ELECTRONICS, INC.

938 Main St., Dept. B., Yarmouthport, MA 02675
(617) 362-3694

Inquiry 586.

248 Inside the IBM PCs • B Y T E 1987 Extra Edition

HARDW./POWER PROTECTION

POWERLINE GREMLINS?? POWER FAILURES??

The MEIRICK STANDBY POWER SYSTEM is the TOTAL SOLUTION to your powerline problems.
400 watt system - \$449;
800 watt system - \$795

MEIRICK Inc., POWER SYSTEMS DIV.

Box 298, Frisco, CO 80443 303-668-3251
1-800-323-5911

Inquiry 587.

INVESTMENT

CAPTOOL!™ \$59

Multiple portfolio manager. Stocks, bonds, funds, dpr. assets. True ROI before/after taxes. DJ/Compuserve pricing. Batch & client features. Stock & bond evaluators. Beats all others! IBM PC or PS/2. \$3 S&H. Chk/VISA/MC.

TECHSERVE, Inc.

P.O. Box 70056, Bellevue, WA 98007
800-828-8082 or 206-747-5598

Inquiry 588.

LAPTOP COMPUTERS

Toshiba 1100+ 20 meg. Hard Drive

A full featured External Hard Drive that attaches easily to your Toshiba. This COMPACT Drive has a Modern slot of its own—So you can have your Hard Drive and Modem too... Dos 2.1 or 3.2 compatible. Drive comes with 12 Volt A.C. Adapter. Optional Battery pack and Cigarette Lighter Cord available. Retail for \$1095.00 Dealer Inquiries Welcome. NEC Drive Available soon. IN STOCK

801-364-8238

Computer Expansion Products, Inc.
3596 So. 300 W. #7, Salt Lake City, Utah 84115

Inquiry 589.

LAPTOPS & ACCESSORIES FOR THE SMART BUYERS

- Zenith 181 & 183 • Toshiba • NEC Multispeed
- DATAVUE • EXTERNAL 5 1/4" or 3 1/2" Drive units (in 1/2 ht. case w/power & cable) for PC/XT/AT & compatibles • Brooklyn Bridge • Modems • 3 1/2" int. drives

Call for low pricing

Computer Options Unlimited

201-469-7678 (7 Days, 9AM-9PM Eastern time)

Inquiry 590.

MANUFACTURING

THE FOREMAN

- Inventory • B of M • Purchasing
- Invoicing/Production/Job Cost/MRP
- Interface to Solomon Accounting
- One time machine builds/Production
- Extensive cost control: Standard vs Actual
- Release type orders + PO's accepted
- Single user or Multi user versions available

DCM COMPUTER PRODUCTS, INC.

29226 Orchard Lake Rd., Suite 290, Farmington Hills, MI 48018
313-737-0908

Inquiry 591.

OKIDATA—ACCESSORIES

An Uki for Your Okii

Compatibility of IBM Plug-n-Play & versatility of Okidata Instruction Set at flick of switch. Easy to install. Complete—no other ROM needed. Utility software included. Specify printer model. Add \$3 ship. NY res add sales tax. Okii 83, 92, 93—\$49.95. Okii 192, 193—\$79.95.

Uki Switch Corp.

Dept. B, 326 Linden Place, West Hempstead, NY 11552
212-685-8199

Inquiry 592.

PROGRAMMER'S TOOLS

Modula-2

REPertoire is an integrated DBMS, window/forms/menu generator, multi-window text editor, and expression evaluator designed specifically for M2. Only \$89 with full (600K) source code and 320p printed manual. Complete manual for this and many other M2 tools available on free demo disk. MC/VISA/AMEX/PO/COD.

PMI

4536 SE 50th, Portland, OR 97206
(503) 777-8844; BIX: pmi

Inquiry 593.

★ ★ NETBIOS Routines ★ ★

Network Master is a library of 80 routines which access NETBIOS functions. The routines are invoked by compiled programs to control the network. Routines support network names, resources and sessions with Wait and No-Wait options. Create your own transaction processing and program communication systems. Many compilers are supported. No royalties. Visa/MC \$199.00

Starlight Software

2861 Central St., Evanston, IL 60201
★ (312) 864-9370 ★

Inquiry 594.

PUBLIC DOMAIN

\$3 SOFTWARE FOR IBM PC

Public Domain & User Supported Software. Hundreds to choose from, wordprocessors, data bases, spreadsheets, assorted games for all ages, communications, business, music, art, programming language and useful utilities for making your computer easier to learn. Most programs have documentation on the disk. Write for your FREE catalog today!

BEST BITS & BYTES

P.O. Box 5332, Dept-B, North Hollywood, CA 91616
(818) 893-6304

Inquiry 595.

QUALITY I.B.M. SHAREWARE

\$3.95/Disk — 10 for \$30.00

P.C Write 2.7, DOS utilities, commercial unlock, 8088 assembler DOS tutor, BASIC tutor, print utilities, games (7 disks), many more. Free list! MC/Visa.

C. D. I.

1-800-537-8000 ext. 25

Box 238, 3925 Ravenswood Rd., Ft. Lauderdale, FL 33312

Inquiry 596.

RENT SOFTWARE \$1/DISK

Rent Public Domain and User Supported Software for \$1 per disk/roll or we'll copy. IBM, Apple, C-64, Sanyo 550 and Mac. Sampler \$5. VISA/MC. 24 hr. info/order line. (619) 941-3244 or send #10 SASE (specify computer) Money Back Guarantee!

FutureSystems

Box 3040 (T), Vista, CA 92083

office: 10-6 PST Mon.-Sat. (619) 941-9761

Inquiry 597.

★ ★ FREE Catalog ★ ★

Collection of over 1700 programs collected on 180 diskettes, each diskette costs \$3.75. Wide variety of programming, including:

- Games
- Word Processing And
- Personal Finance
- Lotus Clones
- CAD Systems
- Database Systems
- Much More!!!

Call 1-800-843-5084

People's Choice Software
P.O. Box 3061, Warner Robins, GA 31099

Inquiry 598.

THE BUYER'S MART

SALES/MARKETING TOOLS

SALES MAGIC

Software solutions for better selling from
MARKET POWER INC.
computer innovations

We are proud to have helped these companies: Navistar, Westinghouse, Kodak, Chemical Bank, Chrysler, Canadian National Hotels, and more...

Whether you are a company or an individual, we can help you. Call or write. **(916) 432-1200**

101 Providence Mine Rd., Suite 106 A FREE
Nevada City • California 95959 DEMO DISK

Inquiry 599.

SOFTWARE/1-2-3 COMPILER

THE BALER \$495

Convert worksheets into stand-alone applications. No Royalties. No Programming Required. 1-2-3 Work-Alike. 1A & 2.01 Commands, Functions & Macros. Formulas & Structure Are Tamperproof. Generates Customizable BASIC Source Code. 30 Day Money Back Guarantee.

Brubaker Software
Supporting 1-2-3 since 1983
8825 N. County Ln. Rd. E., Lafayette, IN 47905
800-327-8108 317-584-2584

Inquiry 600.

SOFTWARE/ACCOUNTING

ACCOUNTING KIT \$79.95

Peanuts & Caviar is a kit designed to introduce the principals of accounting and bookkeeping to non-accountants. It includes a reusable general ledger software package free. The kit consists of a 300 page book, worksheets, homework, homework analysis and GL software. The software generates detailed reports, trial balance, income statement and balance sheet IBM or compatible. Used in curriculums by Platt College, Denver Public Schools, etc. \$79.95.

Learn-Ed Software
8400 E. ILIFF, Suite 11, Denver CO 80231
1-800-621-8385 ext. 736

Inquiry 601.

SOFTWARE/A.I.

Neural Net Model

SIMNET s/w shows how a neural net model may be instructed to learn specific binary pattern associations. Once sys. has been taught the user may test its capability for generating proper output patterns in response to random input sequences. Also allows adjustments of learning rate. \$59.95 U.S. money order, cash or certified check. Needs IBM PC 256K, one floppy.

Blair House Innovations
P.O. Box 7, Belcarra Park, Port Moody, BC V3H3E1 Canada
604-939-5998

Inquiry 602.

SOFTWARE/BUSINESS

MILP88-MIXED INTEGER LP

A general-purpose system for solving mixed integer linear programs with up to 65 integers, 255 constraints 1255 variables. Solves problems by applying the branch and bound method. Menu-driven with many useful features similar to LP88. Req. IBM PC, 192K. \$149 with 8087 support, user's guide. VISA/MC.

EASTERN SOFTWARE PRODUCTS, INC.
POB 15328, Alexandria, VA 22309
(703) 549-5469

Inquiry 603.

dfELLER Inventory

Business inventory programs written in modifiable dBASE source code.

dfELLER Inventory \$150.00
Requires dBASE II or III, PC-DOS/CPM
dfELLER Plus \$200.00
with History and Purchase Orders
Requires dBASE III or dBASE III Plus (For Stockrooms)

Feller Associates
550 CR PPA, Route 3, Ishpeming, MI 49849
(906) 486-6024

Inquiry 604.

SOFTWARE/CHURCH

SCRIPTURAL ROSARY PROGRAM

Computerized version of an ancient prayer provides convenient, interesting means of praying the rosary with accompanying scriptural meditations for the rosary bead. *Excellent for introducing children to the rosary.* For IBM PC XT, AT and compatibles. \$11.95. Parochial school discounts available.

Catholic Software Systems
2207 Birch St. SE, Decatur, Alabama 35601
(205-350-0789)

Inquiry 605.

PowerChurch Plus®

Fast, friendly, reliable church administration system. Full fund accounting, mailing lists, membership, contributions, attendance, word processing, accts. payable, payroll, multi-user support, and much more - all for \$495 complete. FREE Demo version.

F1 SOFTWARE
P.O. Box 3096, Beverly Hills, CA 90212
(213) 854-0865

Inquiry 606.

Church Package

Parishioner Time, Talent and Treasure System program is written in modifiable dBASE source code.

- Contributions • Disbursements • Ledger
- Names with mailing labels
- Personal information database.

Requires dBASE II or III. PC-DOS/CPM-80 \$200.

Feller Associates
550 CR PPA, Route 3, Ishpeming, MI 49849
(906) 486-6024

Inquiry 607.

ROMAR CHURCH SYSTEMS™

Membership-61 fields plus alternate addresses; labels, letters, reports any field(s). Offering-256 funds, optional pledge; statements; post to 255/yr. Finance-gen. ledger w/budget; up to 500 subtotals & 99 depts., month & YTD reports anytime for any month. Attendance-8 service times, 250 events per service; 60 consecutive weeks. Available for floppy, 3½ & hard disk. Ad too short! Write for free 48-page guide.

Romar Church Systems, Attn: BJB
P.O. Box 4211, Elkhart, IN 46514
(219) 262-2188

Inquiry 608.

SOFTWARE/CULINARY

The Professional Recipe Manager

For IBM PCs 256K MS or PC/DOS. Combines recipe sizing, costing & nutritional computation \$249.95 + \$3 s/h check/AMEX/MC/VISA. (Mass add 5%). RECIPE MANAGER also available. \$49.95.

GEM ISLAND SOFTWARE
P.O. Box 393B, Reading, MA 01867
617/944-1382

Inquiry 609.

SOFTWARE/EDUCATION

THE GMAT COURSE (PC/XT/AT)

Covers every type of exam question with instant feedback, solutions, timed tests, personalized score analyses, math and grammar reviews. All material is on the screen. Designed by MBA's, the program has improved students' scores by as much as 250 pts. Includes 5 disks + manual. \$59.95

COMWELL SYSTEMS, INC.
P.O. Box 41852, Phoenix, AZ 85080
(Info & orders) (602) 869-0412
(orders only) (800) 255-2789

Inquiry 610.

SOFTWARE/ENGINEERING

Engineer's Aide

Join the Desktop Engineering Revolution!

- Pipeline/Ductwork Sizing
- Pump/Fan/Compr. Sizing
- Heat Exchanger Sizing
- Fluid Properties Library
- Critical/Control Valve Sizing
- Project Financial Analysis
- Conversion Calculator
- Specification Writer

Above programs in one stand alone integrated package for \$695. For IBM PC & Macintosh.

Engineering Programming Concepts
1-800-367-3585 (24 hr) 1-805-484-5381 (Ca)

Inquiry 611.

SIMULATION WITH GPSS/PC™

GPSS/PC™ is an IBM personal computer implementation of the popular mainframe simulation language GPSS. Graphics, animation and an extremely interactive environment allow a totally new view of your simulations. Simulate complex real-world systems with the most interactive and visual yet economical simulation software.

MINUTEMAN Software
P.O. Box 171N, Stow, Massachusetts, U.S.A.
(617) 897-5662 ext. 540 (800) 223-1430 ext. 540

Inquiry 612.

ENGINEERING SOFTWARE

You will save hours of development time with our library of integrated programs.

- Graph Plotting
- Simultaneous Equations
- Pop Up Calculator
- Top Down Designer
- Equation Processing
- Complex Arithmetic
- Fourier Transforms
- and more...

For a FREE CATALOG write
Pulse Research
Dept Eng 5, P.O. Box 696, Shelburne, VT 05482
(802) 985-2928

Inquiry 613.

SOFTWARE/FORTRAN

FORTRAN 77 Extension

EXTEND subroutines for MS, RM, IBM Pro compilers to control keyboard, monitor, text & graphics, DOS file & directory operations, parallel & serial I/O. Plus user graphics for CGA, EGA, VGA, HP7475A, TEK 4010, AutoCAD DXF & db save files. Both 8087 & non 8087 libraries pkgd for \$149. Royalty free.

Design Decisions, Inc.
P.O. Box 12884, Pittsburgh, PA 15241
(412) 941-4525

Inquiry 614.

SOFTWARE/GAME

SMART STUD POKER

Play Five- or Seven-card Stud Poker against two computer simulated players whose characters can be picked from five different character sets. You choose the ante, bankroll etc. Runs on IBM DOS 2.0, color monitor. \$15 if ordered before Dec. 31; regular \$25. Send money order or check to:

Kar Yung Software
P.O. Box 14074, Torrance, CA 90503

Inquiry 615.

PC HYPER-CALCULATOR

Pop-up MS-DOS emulation of HP-11C scientific and HP-12C financial calculators. Two-way transfer, program & data files, alpha prompts, hex/oct/bin arithmetic, 100 registers, 1000 program steps. Free 8087 version, utility programs. \$49.95 + \$3 s&h.

SUNDERLAND SOFTWARE ASSOCIATES
P.O. BOX 7000-64
REDONDO BEACH, CA 90277
CALL TOLL FREE 800-628-2828 ext. 502

Inquiry 616.

THE BUYER'S MART

SOFTWARE/GAME

WOULD YOU LIKE TO KNOW?

Your I.Q.? Memory Level? Response Time? Coordination? Visual Perception?

Expand your mind with MENTOR™—software that lets you explore your hidden talents. 58 psychometric exercises, incl. 25 I.Q. tests.

IBM PC/Compatibles • 256K • \$49.95 • VISA/MC

Heuristic Research, Inc.

3112-A West Cuthbert Ave., Midland, TX 79701
800-443-7380 (In TX, collect 915-684-5936)

Inquiry 617.

SOFTWARE/GENERAL

DO YOU STILL USE DOS?

QUICK LOOK, the easiest, most powerful DOS shell ever, is here! QL can Edit, Copy, View, Move, Erase, Hide, Unhide, Rename, Find files, and more with just a SINGLE KEYSTROKE. Scrap DOS and become a power computin' dynamo of digital dominance. QL has a 30-day money back guarantee and is not copy protected. For more info call (513) 429-4806 or write

CDS, 3989 Col. Glenn Hwy., Dayton, OH 45324.

QUICK LOOK ONLY \$34.95

Inquiry 618.

SOFTWARE/GRAPHICS

PC TECHNICAL GRAPHICS

TEKMAR is a graphics library for the EGA or Tecmar Graphics Master. Similar to PLOT-10, includes WINDOW, VIEWPORT, AXIS. Support for HP, HI plotters. Curve fitting, complete plotting program. Log, semi-log, multi-axis, 3-D, contours. Jerry Pournelle (Aug 86 Byte): "As good as any I have ever seen..." Demo disks, literature available.

Advanced Systems Consultants

21115 Devonshire St. #329, Chatsworth, CA 91311
(818) 407-1059

Inquiry 619.

FPLOTT PEN PLOTTER EMULATOR

Use your dot matrix or laser printer as an HP pen plotter. Hi-res output. Vary line thickness. Includes VPLOT virtual plotter utility to capture plotting commands. Supports NEC P5/P6/P7, IBM Proprinter, Epson LQ/MX/FX/RX, HP Laserjet. Uses Hercules, CGA, or EGA for screen preview. \$60 + \$4 s&h.

HORIZON SOFTWARE

Suite 605, 24-16 Steinway St., Astoria, NY 11103

Inquiry 620.

GRAPHICS PRINTER SUPPORT

AT LAST! Use the PrtSc key to make quality scaled B&W or color reproductions of your display on any dot matrix, inkjet, or laser printer. GRAFPLUS supports all versions of PC or MS-DOS with IBM (incl. EGA), Tecmar, and Hercules graphics boards. \$49.95.

Jewell Technologies, Inc.

4740 44th Ave. SW, Seattle, WA 98116

800-628-2828 x 527 (206) 937-1081

Inquiry 621.

FORTRAN PROGRAMMER?

Now you can call 2-D and 3-D graphics routines within your FORTRAN program.

GRAFOMATIC: 75 callable routines for screen output. \$135.

PLOTOMATIC: Pen plotter driver. \$135.

For the IBM PC, XT, AT and compatibles. We support a variety of compilers, graphics boards and plotters.

MICROCOMPATIBLES

301 Prelude Drive, Dept. B

Silver Spring, MD 20901

(301) 593-0683

Inquiry 622.

SOFTWARE/GRAPHICS

PC-KEY-DRAW TRY IT \$15

Comprehensive, high-power graphics editor, CAD, paint, slide show program. Over 160 standard functions plus macros, 64 pages/layers, zoom printer. 600+ patterns, novice/expert modes. \$15 includes manual, software, quick ref. card. Register \$100 for support, updates complete printed manual, from library disks. Shareware. Version 3.27.

OEDWARE

P.O. Box 595
Columbia, MO 21045-0595
(301) 997-9333

Inquiry 623.

CGA→Hercules™ Graphics

Mode-MGA™ allows you to use business graphics, games, BASIC graphics and other CGA specific software with your Hercules™ Monochrome Graphics adaptor and monochrome monitor. Works with all CGA programs. \$79.95 (+ \$5 s&h) for the 3k-TSR version. 30-day money back guarantee. Call or write:

T.B.S.P. Inc.

2265 Westwood Blvd., Suite 793, Los Angeles, CA 90064
(213) 312-0154

Inquiry 624.

35mm SLIDE FROM YOUR PC

COMPUTER SLIDE EXPRESS converts graph files produced on the IBM PC into brilliant 35mm color slides with color resolution 400% better than your monitor. Leave your printouts behind. Use high resolution color slides up to 4000 line.

COMPUTER SLIDE EXPRESS \$9/slide

VISUAL HORIZONS

180 Metro Park, Rochester, NY 14623

(716) 424-5300

Inquiry 625.

SOFTWARE/HOME/BUSINESS

AUTO-PILOT

If your home/office requires you to remember countless assignments/tasks, put these responsibilities on AUTO-PILOT. Ideal for small business & busy homeowners. Easy to use. Reminds you of repeating/one-time events. PC/XT/AT/comp \$29.95. Check/Visa/MC.

Advanced Concepts

P.O. Box 248, Ironia, N.J. 07845

1-800-628-2828 x 655

Inquiry 626.

SFTWRE INVENTORY/P.O.S

SUPER RETAILER™ Is HERE!

Find out why over 500 purchases a second are made on the finest point of sale program. Ultra-flexibility-cash, returns, credit, debts... Control your bus. Keep track of your money. Inventory module - \$99. Become a Super Dealer. Modules for acting integrate automatically 60 Day Money Back Guarantee. VISA/MC. IBM & compats.

PMC

100 East 2nd Street, Mineola, NY 11501

800-DIAL-PMC In NY 516-294-1400

Inquiry 627.

SOFTWARE/LANGUAGES

DRUMA FORTH-83

Developed for in house use. No 64K limitation. 64K speed & compactness. Strict 83 STANDARD.

- Rom code, headerless code, separated variables
- Assembler, DOS interfaces
- Editor, examples, on disk documentation
- IBM PC/XT/AT, Clones, DOS 2.0+
- Full Pkg. \$79. Demo \$10. S&H \$2.

DRUMA FORTH-83, DRUMA INC.

P.O. Box 610097, Austin, TX 78761 512-323-0403

Inquiry 628.

SOFTWARE/LANGUAGES

FORTRAN Power Tools™

Tools to help you dissect, debug, and document programs and more. Indispensable for large programs and programs written by others. These tools can generate detailed x-ref maps, produce tree diagrams of global routine calls and lists of routines appear in the programs, print text and output files, extract routines, combine files, do string search, etc. IBM PC with DOS 2.0+.

Introductory price \$119.95 + \$3.50 S&H/VISA/MC/MO/Check

PJN International

P.O. Box 200243, Austin, TX 78720
(612) 258-1235

Inquiry 629.

SOFTWARE/LOANS

LOAN MAKER™ \$89.95

Godfather of Loan Calculation & Amortization Programs. Instantly computes results on changes in Loan Parameters. Makes amort schedules for Level, Specified Am., & Decreasing Payments for any time period. Balloon Payments. Save/Recall/Delete schedules. Printer options: PC/XT/AT compat. Demo \$2; demo + manual \$20, credited on program. VISA/MC/AmEx/chk.

Powder River Properties, Ltd.

1510 Stone St., Falls City, NE 68355, 402/245-2029 (24 hr)

Inquiry 630.

SOFTWARE/MEDICAL

MEDICAL OFFICE MANAGER

- Patient Accounting
- Mail List
- Claims Preparation
- Diagnostic Coding
- Schedules Appointments
- Tracks Physician Referrals
- PC/XT/AT/Comp
- Hard disk required
- Automatically bills patients and insurance companies
- Statistical analysis for practice

GB Consulting (301) 730-3450

1000 Century Plaza Suite 214, Columbia, MD 21044

Inquiry 631.

SOFTWARE/MEMORY

Expanded Memory Software

Use the extended memory you already have as Lotus-style expanded memory. LIMSIM Version 2 provides the expanded memory (EMS) interface to ordinary 286/386 extended memory. \$65 + \$5.00 S&H. Source \$30 extra. 30 day money back guarantee.

Larson Computing

1556 Halford Ave. #142, Santa Clara, CA 95051

Inquiry 632.

SOFTWARE/PRINTER

PRINTER GENIUS

Powerful memory resident printer control, from pop-up menus or within documents • Print spool to disk • Background print • Directory search & file browse • Edit & print small text • Redirect output to any media or printer • Superb documentation • Preset for all dot matrix and laser printers • Completely flexible • PC MS-DOS • \$69 + \$4 S/H —VISA/MC

Nor Software Inc.

527 3rd Ave., Suite 150, New York, NY 10016

(212) 213-9116

Inquiry 633.

SOFTWARE/REAL ESTATE

Investment Analysis

No one makes analyzing income producing property easier (free demo) at \$170. Stand alone, fully compiled, loan amort. & deprec. schedules, 1986 tax changes. Cash flow & detailed sale analyses uncover buy/hold/sell/refin./exch. decision insights.

The SOFT ESTATE

660 Stanford Lane, Buffalo Grove, IL 60089

•• 312/259-6301 ••

Inquiry 634.

THE BUYER'S MART

SOFTWARE/REAL ESTATE

** Real Estate Mortgage Program **

For the professional. Quality clients for home purchases and mortgages. Print detailed report for your client. Set default values from menu. Store client's data to disk file. Load data from disk for updates. From income program calculates, max debt, taxes, insurance, purchase price, monthly payment, mortgage amount, and more. All inputs can be edited or recalculated. To order send \$49.95 + \$2 s/h. Other programs available. HOME MORTGAGE PROGRAM For the infrequent user \$24.95 + \$2 s/h. MASTER DIRECTORY Generates list of programs on disk \$19.95 + \$2 s/h.

THE SOFTWARE HUT

P.O. Box 613 Bantam, CT 06750 (203) 567-4992

Inquiry 635.

SOFTWARE/SCANNERS

Optical Character Recognition

Stop retyping! PC-OCR™ software will convert typed or printed pages into editable text files for your word processor. Works with HP Scanjet, Canon and most other scanners. Supplied with 15 popular fonts. User trainable. you can teach PC-OCR™ to read virtually any typestyle, incl. foreign fonts. Proportional text, matrix printer output. Xerox copies OK. \$385. Check/VISA/MC/AmExp/COD

Essex Publishing Co.

P.O. Box 391, Cedar Grove, NJ 07009
(201) 783-6940

Inquiry 636.

SOFTWARE/SCIENTIFIC

Data Acquisition & Analysis on PC's

- FOURIER PERSPECTIVE II Advanced Digital Signal Analysis
- PRIME FACTOR FFT subroutine library. Call from Turbo Pascal, C, Fortran, Basic. Up to 65,520 data points. 2D interface available. Rectangular. FFT's now possible in a multitude of dimensions.
- 2 & 3D Scientific Graphic packages with plotter support from Golden Software.
- Data Acquisition & Control Boards from Metrabyte, Analog Devices, Burr-Brown, Strawberry Tree, National Instruments, Contec, & Tecmar.
- Data Acquisition & Analysis Software—Labtech Notebook, Asyst, UniScope, Lotus Measure with 1-2-3Symphony, & Quinn-Curtis.

Call for FREE Application Assistance & Technical Literature

LOW PRICES—Satisfaction GUARANTEED

Alligator Technologies — (714) 722-1842

P.O. Box 11386 Costa Mesa, CA 92627

Inquiry 637.

FAST FOURIER TRANSFORMS

- Subroutine for integer data: 1024 points in 109 millisecond on 8 MHz AT.
- Subroutine for floating-point data: (with 80287) 1024 points in 700 ms.
- Call from MS FORTRAN, C, QuickBASIC, assembler, Turbo Pascal. Great docs.
- Check or PO: \$175 ea/ \$275 for both.

J. W. Hartwell & Associates

Rte 4, Box 1540, Hillsborough, NC 27278
(919) 732-7951

Inquiry 638.

Do You Need to do This on Your PC?

614 1/8	cu in
1.2	liter per sec
= 8.386421	sec

Lascaux1000, "The Intelligent Calculator".

(For IBM PC's) Verify logic of calculations. Reduce steps by 50%. Extensive table of physical constants. Easily customized. Much more! \$59.95 Demo disk \$1.

Lascaux Graphics

3220 Steuben Ave.
Bronx, NY 10467 (212) 654-7429

Inquiry 639.

ORDINARY/PARTIAL DIFFERENTIAL EQN SOLVER

FOR THE IBM PC & COMPATIBLES

MICROCOMPATIBLES INC.

301 Prelude Dr., Silver Spring, MD 20901
(301) 593-0683

Inquiry 640.

SOFTWARE/SCIENTIFIC

TURN WordPerfect™ INTO A SCIENTIFIC WORD PROCESSOR ONLY \$75

Display & print complete math & Greek symbol sets. Includes display chip, printer downloading program, & free custom printer drivers & macros with proof of purchase of WordPerfect. Call for flyer, list of supported hardware, & ordering info.

SCIENTIFIC WORD PROCESSING ENHANCEMENTS

8320 N. Lockwood Ave., Skokie, IL 60077
(312) 677-4270

Inquiry 641.

SOFTWARE/SORT

OPT-TECH SORT/MERGE

Extremely fast Sort/Merge/Select utility. Run as an MS-DOS command or CALL as a subroutine. Supports most languages and filetypes including Btrieve and dBASE. Unlimited file sizes, multiple keys and much more! MS-DOS \$149, XENIX \$249.

(702) 588-3737

Opt-Tech Data Processing

P.O. Box 678 - Zephyr Cove, NV 89448

Inquiry 642.

SOFTWARE/TOOLS

What is Turbo GhostWriter?

An Application Generator for Turbo Pascal™ Complete Database in Minutes!

Draw & paint screens with our tools. Tell Turbo GhostWriter how to retrieve your data. Screen Editor/Painter, FABS PLUS B-Tree File Manager, Multiple fields/key, Multiple keys/index. Application Generator produces Context Sensitive Help & Documentation. All for only \$200! 60-day money back guarantee. MC/VISA/PO/COD-Company Check. In NC (919) 782-7703.

ASCII-Automated Software Concepts International, Inc.
3239 Mill Run, Raleigh, NC 27612-4135
Info/orders call 800-227-7681

Inquiry 643.

LANbase TOOLBOX FOR TURBO PROGRAMMERS!

Share a database written in Turbo Pascal over a Local Area Network. Must have Turbo version 3.0, DOS version 3.1, and a Local Area Network that supports the file sharing. Some procedures require Microsoft Networks to be running. LANbase TOOLBOX sells for \$99.95. LANbase TOOLBOX PLUS is Database Toolbox compatible. This allows previous programs written using the Database Toolbox to be shared over a network. LANbase TOOLBOX PLUS sells for \$249.95 and includes the Database TOOLBOX, VISA and MasterCard accepted.

Night Owl Computer Services

Software & Consulting

P.O. Box 138037, Toledo, OH 43613 (419) 474-9248

Inquiry 644.

SCREEN MANAGER

SAVE TIME! Powerful Screen Designer and Data Entry Manager increases your productivity! Interfaces to most languages. BASIC, C, FORTRAN, COBOL, PASCAL, PLM86, ASSEMBLER. Not a Code Generator! No Royalties. \$79. Visa/MC

FREE DEMO DISK

The West Chester Group

P.O. Box 1304, West Chester, PA 19380

(215) 644-4206

Inquiry 645.

STATISTICS

STATA

Statistics and graphics join to make STATA the most powerful package for the PC. No comparable program is as fast, friendly, and accurate. \$20 Demo. Quantity discount available. Call toll-free for more information. AX/VISA/MC.

1-800-STATAPC

Computing Resource Center

10801 National Boulevard, Los Angeles, CA 90064

(213) 470-4341

Inquiry 646.

STATISTICS

THE SURVEY SYSTEM

An easy-to-use package designed specifically for questionnaire data. Produces banner format, cross tabs & related tables, statistics (incl. regression) & bar charts. Codes and reports answers to open-end questions. All reports are camera-ready for professional presentations. CRT interviewing option.

CREATIVE RESEARCH SYSTEMS

1649 Del Oro, Dept. B, Peralta, CA 94952
707-765-1001

Inquiry 647.

STATISTICS CATALOG!

If you need statistics for IBM PC or Apple II, call us and let our technical advisors help you find the statistics programs you need.

Write or call now to get a FREE catalog of statistics and quality control software.

HUMAN SYSTEMS DYNAMICS

9010 Reseda Blvd., Ste. 222
Northridge, CA 91324

(800) 451-3030 (818) 993-8536 (CA)

Inquiry 648.

RATS! Version 2.1

Best selling econometrics program. Over 4000 copies sold. OLS, 2SLS, logit, probit and much more! Forecasting with ARIMA, VAR Exponential smoothing. Model simulations. Support for daily/weekly data. High-quality graphics to screen, plotter, printer. \$200-\$300. VISA/MC Demo available.

VAR Econometrics, Inc.

P.O. Box 1818, Evanston, IL 60204-1818

(312) 864-8772; (800) 822-8038

Inquiry 649.

StatPac Gold™

Voted World's Best Statistical & Forecasting Package in 1987 by PC World Magazine readers. Six times more votes than the next closest competitor. More comprehensive & easier to use than all others. Get the facts. Call now for your FREE brochure.

1-800-328-4907

Walonick Associates, Inc.

6500 Nicollet Ave. S., Minneapolis, MN 55423

(612) 866-9022

Inquiry 650.

Spreadsheet Statistics

NEW! 23 comprehensive statistics and forecasting modules for analyzing LOTUS worksheets. Low cost \$24.95 each. Easy to use. Includes tutorial. Basic and advanced statistics with graphics and many user-definable options. Compare. Free brochure.

Walonick Associates, Inc.

6500 Nicollet Ave. S., Minneapolis, MN 55423

(612) 866-9022

Inquiry 651.

TERMINAL EMULATORS

EMU—Terminal Emulator

Emulates DATA GENERAL Dasher terminal models D200, D210, D214, D215, D220, etc. on IBM PC, XT, AT, PCjr, PS/2, and true compatibles. 50 to 19,200 baud even during file transfers. Satisfaction Guaranteed. \$95 cash price. Custom emulators also available.

Rhintek, Inc.

P.O. Box 220, Columbia, MD 21045

(301) 730-2575

Inquiry 652.

THE BUYER'S MART

TESTING/DOCUMENTATION

TESTING/DOCUMENTATION

Quality presentation is a key factor in successfully marketing your products. Our professional services include:

- Test & evaluation
- Camera-ready copy
- Technical writing
- Finished manuals

Special services/fees for Shareware developers. For FREE quotes or further information, contact:

DOCUGRAPHICS

P.O. Box 6066—Suite L108, Santa Maria, CA 93456

Inquiry 653.

UTILITIES

STILL RIVER SHELL

Visual shell for PC/MS-DOS. Point & Shoot Power. V1.82. Only \$9 for shareware diskette. \$39 manual & diskette. MC/Visa accepted.

Bob Howard

PO Box 57, Still River, MA 01467

617-456-3699

Inquiry 654.

RECORD/PLAYBACK KEYSTROKES

TOTAL RECALL records an unlimited number of keystrokes and plays them back after a failure or mistake. Also for demos, running interactive programs in batch, or repeating keystrokes. 3 playback speeds plus ACTUAL for timing sensitive programs. Built-in edit. PC/XT/AT Compat. \$79 VISA/MC 30 day guarantee.

COMPUTER FOUNDATIONS

2604 Elmwood Ave., Suite 320, Rochester, NY 14618

(716) 586-9756

Inquiry 655.

Source Level PC Debugger

Maximum performance debugger has window oriented display, complete symbolic support, easy to use command interface and powerful function keys. We challenge you to find a better debugger! \$185 Call to order:

Computer Dynamics Sales

• (803) 877-8700 •

107 South Main St., Greer, SC 29651

Inquiry 656.

Screen Maker

Create text screens with extended character set in a fraction of the time using our full screen editor. Then save them as source code in one of three languages (BASIC, C, TURBO PASCAL) or a user defined language. It's not a binary screen image. Requires 256K RAM, IBM PC or compatible. Only \$39.95 + S/H. Call or send to:

DESIGN SOFTWARE

P.O. Box 1017, Jackson, NJ 08527

201-928-9654

Inquiry 657.

DATA MANIPULATION Xchange

Powerful pattern matching data manipulation language quickly solves data interchange problems. Define input/output of desired data structures. Reads serial & proprietary files including Ultimate, Word-perfect, dBase, DCA/RFT, MS-Word and hundreds more. Xchange \$495.00 + options.

Emulation Technologies

1501 Euclid Ave., Cleveland, OH 44115

216-241-1140

Inquiry 658.

UTILITIES

PEP Your Data to MS-DOS!

PEP ("Printer Emulation Package") is a unique software product which makes your MS-DOS system appear to be an intelligent serial printer. Converting your data from another operating system is as easy as printing it! Diskette plus 90 page typeset manual, \$64.95 U.S. (Not copy protected.) Specify 5 1/4 or 3 1/2 inch diskette size; add \$5 for both formats.

Intelpro

13 Saratoga Dr., Kirkland, Quebec, Canada H9H 3J9

(614) 694-8862

Inquiry 659.

MS-DOS System Utilities For PCs and Z-100's

WORD Wizzard \$19. Full Screen Editor
FILE Wizzard \$9. Directory Utility
COM Wizzard \$9. Command Line Editor
KEY Wizzard \$9. Keyboard Utility

MICRO WIZZARD SOFTWARE

199 Buckwood Dr., Hyannis, MA 02601

(617) 778-1430

Inquiry 660.

COPY AT TO PC

The 1.2mB drive has long been known to READ but NOT reliably WRITE on 380KB floppies. With "CPYAT2PC"™ 1.2mB drives CAN reliably WRITE 380KB floppies saving a slot for a second hard disk or backup tape. "CPYAT2PC" (Not Copy Protected) offers the preferable SOFTWARE SOLUTION. ONLY \$79 + \$4 S/H VISA/MC/COD UPS B/R

MICROBRIDGE COMPUTERS

655 Skyway, San Carlos, CA 94070

Order toll free 1-800-621-0851 x777

415-593-8777 (CA) 212-334-1858 (NY)
TELEX EZLNK 62873089 Dealer Inquiries invited

Inquiry 661.

\$59.95!!

Buy the RED Utilities now! Programs include: Disk cache to speed hard disk. Printer spooler. Batch file compiler. Path command for data files. Wild card exceptions. Protect hard disk from accidental formatting. Sort directories. Over 10 more programs. IBM PC. Visa/MC. The Wenham Software Company

5 Burley St., Wenham, MA. 01984 (617) 774-7036

Inquiry 662.

WORD PROCESSING

HEBREW / GREEK / ARABIC

Russian and European Languages. Full featured, multi-language word processor supports on-screen foreign characters with no hardware modifications. \$350 (dot matrix) or \$500 (laser) + \$5 s/h. Or send \$15 + \$4 s/h for demo. Req. 512K/graphics

Gamma Productions, Inc.

710 Wilshire Blvd., Suite 609, Santa Monica CA 90401

(213) 394-8622

Inquiry 663.

DuangJan 1.3

Bilingual word processor for English and one of these: Armenian, Bengali, Euro/Latin, Greek, Hindi, Khmer, Lao, Russian, Tamil, Telugu, Thai, Viet, . . . , or create your own language with font editor. \$69 + \$4 s/h (+ \$10 for LaserJet + \$49. Demo \$5. IBM compatibles.

MegaChomp Company

3524 Cotman Avenue, Philadelphia, PA 19149-1606

(215) 331-2748/8138

Inquiry 664.

WORD PROCESSING

PC-Write™ Shareware Ver. 2.71

Fast, full featured word processor/text editor for IBM PC. With spell check, screen clip, mailmerge, split screen, ASCII files, macros. Easy to use. Supports 400 printers - LaserJet + and PostScript. Software, User Guide, and Tutorial on 2 disks for \$16. Try it, then register with us for only \$89 and get User Manual, 1 year tele-support, newsletter and 2 upgrades. 90-day guarantee. VISA/MC.

Quicksort 1-800-888-8088 CALL TODAY!
219 First N., #224-BYTC, Seattle, WA 98109

Inquiry 665.

Advertise
YOUR
computer
products
the smart way!

★
For as little as
\$375
in

**THE
BUYER'S
MART**

For more information
and a
Free Brochure
Call
Mark Stone
at **BYTE**
603-924-3754

★
BYTE Advertising
One Phoenix Mill Lane
Peterborough, NH 03458

FREE!
Turn-key
PC Systems
Handbook

NEW 1988
Fall/Winter
Edition

Save Time and Money
Over 1000 Hard-to-find
Hardware and Software
Items of Special
Interest to Technical
PC Users:

- RS 232/IEEE 488 Networks
- Stepping & Servo Motor Controls
- Ruggedized PC's
- Rack Mtg. 80286 & 80386
- Laboratory Automation
- 1 MHz A/D
- Digital Scopes to 200 MHz
- High Speed Bus Adapters
- Waveform Synthesizers
- Data Loggers
- PC Bus Expansion Chassis
- And Much More

A How-to-Handbook that enables you to configure the BEST products from the world's leading PC hardware and software vendors into risk free turn key system solutions that meet your needs.

Toll Free Hotline for application assistance and convenient one stop shopping at competitive prices. 100% Satisfaction Guaranteed.

144 Pages Available Now

In a hurry? Call 203-786-5151 Ext 101

Call or write for a FREE handbook today!
203-786-5151 ext. 101
(9:00 AM to 5:00 PM E.S.T.)

CyberResearch Inc.
P.O. Box 9565, New Haven, CT 06536
Fax: 203-786-5023 Telex: 9102501037

Circle 64 on Reader Service Card

We Speak Video

- TTL RGB to composite monochrome
- TTL RGB to Analog RGB
- RGB to NTSC Composite Color
- Composite Color to Analog RGB
- Composite Video to Hard Copy
- Hi-Res Monitors and Display Cards
- Cameras and Image Capture
- Free catalog—new edition

ACAD COMPUTER
17352 YORKSHIRE AVE.,
YORBA LINDA, CA 92686
(714) 528-1025
8-6 Mon-Fri

Circle 27 on Reader Service Card

**DATA ACQUISITION TO GO
INTERFACE FOR ANY COMPUTER**

FREE IBM SOFTWARE



Connects via RS-232. Fully IBM compatible. Built-in BASIC. Stand alone capability. Expandable. Battery Option. Basic system: 16 ch. 12 bit A/D, 2 ch. D/A, 32 bit Digital I/O. Expansion boards available. Direct Bus units for many computers.

(201) 299-1615
P.O. Box 246, Morris Plains, NJ 07950

ELEXOR

Circle 76 on Reader Service Card

**BAR CODES
MADE EASY**



PERCON® E-Z-READER™
FAST • ACCURATE • RUGGED
NO SOFTWARE CHANGES with PC/XT/AT and PS/2. AT&T 630017300. TeleVideo 90519551 PCS1. Wyse 30160185/PC1AT. Kimtron KT-71PC. Lnk PC Term/IMC1/IMC3 & DEC VT220 keyboards. multi-user RS-232 interfaces • Immediate shipment • Free phone support • 2-year warranty • Bar code printing software available

Details or Questions? Call us
(503) 344-1189
2190 W. 11th Ave. Eugene, OR 97402
A LEADER IN BAR CODE READER ENGINEERING

PERCON®

Circle 171 on Reader Service Card

**Products & Solutions for
Electronic Information Delivery**

- Digital Audio Record & Playback Systems
- Graphics Genlock
- CD-ROM Controllers
- CD-ROM & WORM Applications
- Optical Retrieval Systems
- Image Compression/Expansion Systems for Document Delivery
- LAN for Optical Media
- Multi-drive Optical Storage Units
- CD-ROM Premastering

Online is an authorized IBM Value Added Dealer (VAD) and Advanced Product Dealer (APD).
OEM AND DEALER INQUIRIES ARE INVITED

ONLINE Products Corporation
Dept. B-2, 20251 Century Blvd.,
Germantown, MD 20874
(800) 922-9204 • (301) 428-3700
• Telex: 3746439 • Fax: (301) 428-2903

IBM is a registered trademark of the International Business Machines Corporation

Circle 155 on Reader Service Card

**CONVERT YOUR PC
PARALLEL PORT TO SERIAL**

**B&B® Parallel to RS-232
Serial CONVERTER
Model 232PSC**

NEW



Add another serial port on your PC, easily and economically. B&B's Model 232PSC connects directly to most PC compatible parallel ports; gives you a serial output; works with practically any serial printer. Parallel to serial CONVERTER comes complete with AC power supply; can be programmed for 150-9600 Baud, Parity, 7 or 8 Bits, Number of Stop Bits, and Busy Input (pin 4 or pin 20).

\$119.95

**SAME DAY SHIPMENT!
MONEY BACK GUARANTEE
FROM MANUFACTURER!
BUY DIRECT AND SAVE!**

Write or call for FREE B&B ELECTRONICS MFG CO CATALOG TODAY! Terms: Visa, MC, cash orders pospaid, P.O.'s from rated firms accepted. Illinois residents add 6 1/2% state sales tax.

B&B electronics
MANUFACTURING COMPANY
1524K Boyce Memorial Drive • P.O. Box 1040
Ottawa, IL 61350 815-434-0846

Circle 43 on Reader Service Card

"D" SIZE PLOTTER

\$2295⁰⁰
RETAIL

\$1595⁰⁰
INTRODUCTORY
OFFER



- Model PC 3600
- Repeatability .001"
- Speed at 7" Per Second
- Vacuum Paper Hold Down
- High Resolution Circles: Suitable for PCB Artwork

(415) 490-8380 **ZERICON**
4423 ENTERPRISE ST. • FREMONT, CA 94538

Circle 250 on Reader Service Card

UPS - DEPOT

**TOTAL POWER PROTECTION
FROM 200 VA TO 56 KVA**

THE POWER PROVIDED BY THE UTILITY COMPANY IS NOT ALWAYS CONSTANT. VOLTAGE VARIATIONS BEYOND THE ACCEPTABLE OPERATING LIMITS OF ELECTRONIC EQUIPMENT, VOLTAGE TRANSIENTS, LINE NOISE AND UNEXPECTED POWER OUTAGES CAN RESULT IN ALTERATION AND LOSS OF DATA, DAMAGE TO COSTLY ELECTRONIC CIRCUITS AND HIGH EMERGENCY REPAIR COSTS. PREVENT THIS FROM HAPPENING WITH THE UPS-TECH UNINTERRUPTIBLE POWER SYSTEMS.

UPS-TECH 300 VA FOR XT	\$399.00
UPS-TECH 500 VA FOR AT	\$499.00
UPS-TECH 1 KVA ON-LINE	\$1,499.00

WE CARRY MANY BRANDS IN STOCK INCLUDING EMERSON, MINUTEMAN, DEL TEC.

SEAGATE DRIVE SPECIALS:

ST 225 20MB W/CONTROLLER & CABLE	\$279.00
ST 238 30MB W/CONTROLLER & CABLE	\$315.00
ST 4038 30MB FULL HEIGHT FOR AT	\$479.00
ST 251 40MB HALF HEIGHT FOR AT	\$499.00

FACSIMILE MACHINE:
SHARP MODEL FO-150, BUILT-IN TELEPHONE.
HALF TONES \$1,195.00
FAX, MODEM & PHONE SURGE PROTECTOR \$19.95
SURGE PROTECTOR W/NOISE FILTER \$24.95

DEALERS WELCOME
UPS-DEPOT 1-800-648-2334/(305) 591-2640
FAX (305) 477-7830 • TLX. 910 250 1011 UPS-DEPOT
8725 N.W. 18 TERRACE, SUITE 100, MIAMI, FL 33172
ALL TRADEMARKS ARE REGISTERED WITH THEIR RESPECTIVE COMPANIES

Circle 8 on Reader Service Card

**DATA ACQUISITION
PROCESSOR™**

- onboard intelligence for IBM PC/XT/AT
- analog and digital I/O to 150,000 samples/second
- 80186 coprocessor — real time processing
- onboard software, incl. FFT programming
- direct access to Lotus 1-2-3
- manual with tutorial and sample applications — \$20
- digital I/O from \$995
- analog I/O from \$1695

MICROSTAR LABORATORIES (206) 881-4286
2863 152 Ave. N.E.
Redmond, WA 98052
Telex 510 601 3473

Circle 140 on Reader Service Card

Casper 14" EGA and Thomson UltraScan Color Monitors

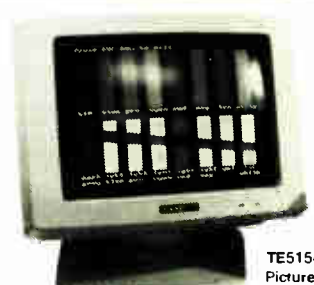
The TE5154 EGA Monitor and 4375M Multisync Monitor are ideal for text as well as CAD and other graphics applications. Both monitors come with a tilt/swivel base, manual and cable.

TE5154 (Specs.): • EGA/CGA compatibility • Input: DB9 (TTL) • Scanning frequencies: 15.75KHz to 21.85 KHz • Resolution: 720 x 350 (max.) • Bandwidth: 25MHz • Size: 15"W x 14.25"D x 14"H • Weight: 35 lbs.

TE5154 14" CGA/EGA Monitor. **\$399.95**
JE1055 EGA Card (Used with TE5154 and 4375M Monitors). **\$149.95**

4375M (Specs.): • CGA/EGA/PGC/VGA compatibility • Inputs: DB9 (TTL); DB25 (Analog); RCA (Composite) • Scanning frequencies: 15.6KHz to 35KHz • Resolution: 800 x 560 (max.) • Bandwidth: 30MHz • Size: 14.25"W x 16"D x 16"H • Weight: 35 lbs.

4375M 14" CGA/EGA/PGC/VGA Monitor. **\$579.95**



TE5154 Pictured

IBM PC/XT/AT Compatible Monitors

12" Amber Monochr. Monitor

• TTL input • Bandwidth 20MHz • Scan freq.: 18.432KHz • Char display: 80 characters x 25 rows • Size: 12.5"W x 12"D x 12"H • Wt.: 19 lbs. • Compatible with JE1050, JE1055 and JE1071 (see below) • Cable and manual included

AMBER. **\$109.95**

14" RGB Color Monitor

• Input signal: RGB • Scanning frequency: 14.5KHz to 17.8KHz • Video bandwidth: 18MHz • Res. 640 x 200 • 70W • Switch for AMBER/GREEN or COLOR screen • Size: 14.6"W x 15.5"D x 13.6"H • Wt.: 27 lbs. • Compatible with JE1052 (see below) • Cable and manual incl.

TTX1410. **\$279.95**



TTX1410 Pictured

IBM PC/XT/AT Compatible Keyboards

- Tactile touch keyswitches
- Switch selectable between PC/XT or AT
- Illuminated Caps Lock, Num Lock and Scroll Lock indicators
- Manual included



JE1016 Pictured

JE1015. **\$59.95**

• Enhanced keyboard layout • 12 function keys • Illuminated LED indicators for Num Lock, Caps Lock and Scroll Lock • Separate cursor pad • Switch selectable between PC/XT or AT • Manual included

JE1016. **\$79.95**



Floppy/Hard Disk Controller for IBM AT

The JE1045 is a floppy and hard disk controller on one card. The JE1045 can handle up to two hard disks and two high density (1.2MB) or normal floppy disk drives (360K). Compatible with the ST225 and ST251.

Hard Disk: • 5 MBits/sec data transfer rate • Up to 16 Read/Write heads • Up to 2048 cylinders **Floppy Disk:** • Ability to handle 360K or 1.2MB capacity drives • Data transfer rates: MF-M-250, 300, 500 KBytes/sec. • 1 year warr. • Manual incl.

JE1045. **\$159.95**



Monochrome Graphics Card for IBM PC/XT/AT
Compatible with IBM Monochrome and Hercules Graphics Standards

The JE1050 is a monochrome graphics card with parallel printer port and features the following: • Text mode: 80 x 25; Graphics mode: 720 x 348 • Compact half-card • Parallel printer interface with transfer rate up to 1000 characters per second • 1 year warranty • Manual included

JE1050. **\$59.95**



Color Graphics Card for IBM PC/XT/AT
Compatible with IBM Color Graphics Standard

IBM RGB or composite monochrome/color monitors • Parallel printer port • Text modes: 40x25 or 80x25; Graphic modes: 320x200 or 640x200 • Light pen interface • 1 year warranty • Includes composite video monitor adapter • Manual included

JE1052. **\$49.95**



Enhanced Graphics Adapter for IBM PC/XT/AT

Compatible with IBM Enhanced Graphics Standard
The JE1055 is an IBM EGA/CGA/MDA compatible card featuring the following: • Text mode: 80x25; Graphics mode: 720x348 • Reversed video jacks and feature connectors • Light pen interface • 256K Video RAM • Dipswitch on back of card allows changing of switch settings without opening case • Displays 16 out of 64 colors • 1 year warranty • Manual included

JE1055. **\$149.95**

Multi I/O with Controller and Graphics for IBM PC/XT



Compatible with IBM Monochrome and Hercules Graphics Standards

The JE1071 is a multi I/O card with six add-on functions, uses only one slot and features the following: RS232C serial port (expandable to two) • Game port • Real time clock/calendar • 5 1/4" floppy disk drive controller capable of handling up to two drives • 1 year warranty • Manual and cables included

JE1071. **\$119.95**



Input/Output Cards for IBM PC/XT/AT

Four functions on one card! The JE1060 and JE1065 Input/Output cards for the IBM PC/XT/AT feature the following: • Parallel printer port • RS232C serial communication port (expandable to two by user) • Game port • Cables and manual included • 1 year warranty • JE1060 (Only): • Real time clock/calendar with replaceable battery back-up and printer spooler software included

JE1060 I/O Card for XT **\$59.95**

JE1065 I/O Card for AT **\$59.95**

NEC V20 & V30 CHIPS

Replace the 8086 or 8088 in your IBM PC and increase its speed by up to 40%!

Part No.	Description	Price
UPD70108-5 (5MHz)	V20 Chip (Replaces the 8088)	\$ 8.75
UPD70108-8 (8MHz)	V20 Chip (Replaces the 8088 or 8088-2)	\$10.75
UPD70108-10 (10MHz)	V20 Chip (Replaces the 8088 or 8088-2)	\$29.95
UPD70116-8 (8MHz)	V30 Chip (Replaces the 8086 or 8086-2)	\$13.75
UPD70116-10 (10MHz)	V30 Chip (Replaces the 8086 or 8086-2)	\$39.95

Part No.	Description	Price
4164-120	65,536x1 120ns.	\$1.75
4164-150	65,536x1 150ns.	\$1.25
41256-120	262,144x1 120ns.	\$3.95
41256-150	262,144x1 150ns.	\$3.25



ST225K (Pictured)

Seagate 20, 30 & 40MB Half Height Hard Disk Drives

Part No.	Description	Price
ST225	20MB Drive only (PC/XT/AT)	\$269.95
ST225K	20MB w/Controller (PC/XT)	\$319.95
ST238	30MB Drive only (PC/XT/AT) (RLC Controller Needed)	\$299.95
ST238K	30MB w/Controller (PC/XT/AT)	\$339.95
ST251	40MB Drive only (PC/XT/AT)	\$469.95
ST251XT	40MB w/Cont. Card (PC/XT)	\$549.95
ST251AT	40MB w/Cont. Card (AT)	\$589.95

U.S. Funds Only
Shipping: Add 5% plus \$1.50 Insurance

\$20.00 Minimum Order
IBM is a registered trademark of International Business Machines

Prices Subject to Change

California Residents:
Add 6%, 6 1/2% or 7% Sales Tax
FAX 415-592-2503
11/87



Send \$1.00 Postage for a FREE 1988 CATALOG

Telex: 176043

© 1987 Jameco Electronics

1355 SHOREWAY ROAD, BELMONT, CA 94002 • FOR ORDERS ONLY 415-592-8097 • ALL OTHER INQUIRIES 415-592-8121



IBM COMPATIBLE COMPUTER KITS



Now You Can Build an IBM PC/XT or AT Compatible!

Jameco's new IBM PC/XT/AT compatible kits include everything you need to assemble a working computer and come with complete step-by-step assembly instructions. Plus . . . *Free!* Quicksoft PC Write Word-Processing Software.

All computer accessories below may also be purchased individually.

Please Note: JE1004 and JE1005 shipped in 2 boxes (48 lbs. total) – JE1008 shipped in 1 box (31 lbs.)

IBM PC/XT Compatible Kit

Part No.	Description	Price
4164-150	128K RAM (18 Chips)	\$22.50
JE1040	Floppy Controller Card	\$29.95
JE1010	Flip-Top Case	\$34.95
JE1015	XT/AT Style Keyboard	\$59.95
JE1030	150 Watt Power Supply	\$69.95
JE1050	Mono/Graphics Card w/Printer Port	\$59.95
JE1020	5¼" DSDD Disk Drive	\$89.95
GREEN	12" Monochrome Green Monitor	\$99.95
JE1000	XT Motherboard (Zero-K RAM – Includes Award BIOS ROM)	\$89.95

SAVE \$77.15 Regular List \$557.10

JE1004 IBM PC/XT Compatible Kit \$479.95



IBM PC/XT Turbo Compatible Kit

Part No.	Description	Price
4164-150	128K RAM (18 Chips) } Total	\$ 22.50
41256-150	512K RAM (18 Chips) } 640K RAM	\$ 58.50
JE1010	Flip-Top Case	\$ 34.95
JE1015	XT/AT Style Keyboard	\$ 59.95
JE1030	150 Watt Power Supply	\$ 69.95
JE1020	5¼" DSDD Disk Drive	\$ 89.95
AMBER	12" Monochrome Amber Monitor	\$109.95
JE1001	4.77/8MHz Turbo Motherboard (Zero-K RAM – Includes Award BIOS ROM)	\$104.95
JE1071	Multi I/O w/Controller and Graphics	\$119.95

SAVE \$70.70 Regular List \$670.65

JE1005 Turbo IBM PC/XT Compatible Kit . . \$599.95



Baby AT! IBM AT Compatible Kit **NEW!** Mini-286 6/8/10/12MHz Kit

Part No.	Description	Price
JE1043	1.2M/360K Floppy Controller	\$ 49.95
JE1015	XT/AT Style Keyboard	\$ 59.95
41256-120	512K RAM (18 Chips)	\$ 71.10
JE1012	Baby AT Flip-Top Case	\$ 69.95
JE1032	200 Watt Power Supply	\$ 89.95
JE1022	5¼" High Density Disk Drive	\$109.95
JE1003	Baby AT Motherboard (Zero-K RAM – Includes Award BIOS ROM)	\$399.95

SAVE \$50.85 Regular List \$850.80

JE1008 IBM AT Compatible Kit . . . \$799.95



TE5154 EGA Monitor . \$399.95
 JE1055 EGA Card . . . \$149.95
 (not incl. – see opposite page)



COMP-CASE High quality hard case designed to hold your IBM for short trips, i.e. office to home, school to home, audits, equipment demos, etc. Features lift off lid, key locks, padded handle, attache case looks.

IB501 Holds PC or XT and Kbd. reg. \$129 now \$99
 IB502 Holds Mono Monitor reg. \$99 now \$75
 IB503 Holds Color Monitor reg. \$119 now \$90

also available:

TRAVL-CASE Heavy duty transport case designed for airline travel. Features steel corners, aluminum edges, double locks, lined with foam.

T5010 Holds PC, XT, or AT and Kbd. \$269

Computer Case Co.
 3947 Danford Sq. Columbus, OH 43220
 1-800-848-7548 (Ohio 614-876-1784)

Circle 53 on Reader Service Card

Get the whole story on graphics terminal emulation.



To find out more about software that lets your PC emulate TEKTRONIX™ 4105/6/7/9 and DEC VT100™ terminals, call or write:

GRAFFPOINT

4340 Stevens Creeks Blvd., Suite 280,
 San Jose, CA 95129 (408) 249-7951

Circle 92 on Reader Service Card

Advertise your computer products through **BYTE BITS** (2" x 3" ads)

For more information call Dan Harper at 603-924-6830

BYTE
 One Phoenix Mill Lane
 Peterborough, NH 03458

Circle 266 on Reader Service Card

MADE IN U.S.A.
 5 1/4" DISKETTES

DSDD
 33¢ each



- Sturdy Blank PVC Jacket
- With ID Label
- With Write Protect Tabs
- With Envelopes
- In Factory Sealed Poly Packs

SOLD IN LOTS OF 100

3 1/2" DISKETTES (UNBRANDED)
 SALE 99¢ each SOLD IN LOTS OF 50

S & H \$4.00, FIRST 100 OR FEWER DISKS, \$3.00, EACH SUCCEEDING 100 OR FEWER DISKETTES
 MINIMUM ORDER \$25.00 S&H Continental USA Foreign Orders, APO/FPO please call MI residents add 4% tax C O D add \$4.00, payment with cash, certified check or money order Prices subject to change Hours 8:30 AM-7:00 PM ET

Call for FREE CATALOG



Precision Data Products™
 P.O. Box 8367 Grand Rapids, MI 49518
 (616) 452 3457 • FAX (616) 452 4914
 Michigan 1 800 632 2468
 Outside Michigan 1 800 258 0028

Circle 183 on Reader Service Card

PC + MIDI = MUSIC

It's a simple equation. To plug your PC or PC-compatible into the modern world of music-making, use the complete line of MIDI software and hardware from VOYETRA TECHNOLOGIES.

- SEQUENCER PLUS:** 65-track total MIDI recorder/editor
- CONVERSION PLUS:** file converter for music notation programs
- PATCH MASTER:** network organizer and sound librarian
- OP-4001:** PC/MIDI interface card

"I've never seen a more powerful, easy-to-use music and recording system bug-free (PC COMPANION)"

For more information contact VOYETRA TECHNOLOGIES, Dept. PC, 426 Mt Pleasant Avenue, Mamaroneck NY 10543, or call (914) 698-3377

Circle 241 on Reader Service Card

PC DIADAC \$375

Take Control With Your IBM PC/Clone
 16 Channel, 12 Bit Analog Input
 Up to 4 Channel Analog Output
 Digital I/O —24 LINES



Control Mode \$250

New Software Package Features: Data Base Modifications • Analog Device Display • Contact Input Device Display • Contact Output Device Display • Contact Output Control • Future Software Enhancements: Sequential Control Package will allow the user to build complex control sequences for home security, energy management and many other applications • Archive Data Storage • Report Generation • log of device valued over several selectable time intervals using archival data • Trending - A plot of device value versus a selectable time interval.

UnkelScope Level 1 \$349

UnkelScope™ - latest advance in data acquisition, process and experiment control - complete Software Tool for the Lab. Developed at MIT's Dept. of Mech. Eng./Transforms PC into one of the most powerful lab instruments, yet the price is minimal.

A Data Acquisition Package

UnkelScope™ is a trademark of M.I.T.

MICROTECH

Dealers/Representatives Please Call
 P.O. Box 1828 • Langhorne, PA 19047
 (215) 757-8284

Circle 66 on Reader Service Card

PAL/EPROM PROGRAMMER CARD
 For PC/XT/AT Systems

NEW -- VERSION 2 OF SOFTWARE AND HARDWARE

Programs 20 and 24 Pin MM, NS, TI, AMD, ALTERA, CYPRESS, RICOH and PANATEC PALS Supports EPLD, polarity, RA, and shared product term types. Functions include: Read, Write, Verify, Protect, Edit, Print, and File load and save of program JEDEC supported. Software Included



\$475

100MHZ LOGIC ANALYZER CARD
 For PC/XT/AT Systems

\$1199




24 Channels at 25KHz 25Mhz
 6 Channels at 100 Mhz
 Internal Clock up to 100 Mhz
 External Clock up to 25 Mhz
 Threshold Voltage TTL, ECL, or variable from 10 to -10v
 Can Stack Multiple Boards
 All Software Included

CALL NOW FOR ORDERS AND TECHNICAL INFO (201) 994-6669



Link Computer Graphics, Inc. 4 Sparrow Dr., Livingston, NJ 07039. TLX: 9102409305 LINK COMPUTER

Circle 122 on Reader Service Card



Presto!
 A Link to Mainframe Graphics

Find out how our whole family of EMU-TEK graphics terminal emulation software makes good sense for the work you do. Call today for more information.

FTG DATA SYSTEMS

(714) 995-3900
 (800) 962-3900 (800) 972-3900 (Calif.)
 10801 Dale St., Suite M-2
 Stanton, CA 90680

Circle 86 on Reader Service Card

ROSE ELECTRONICS DATA SWITCHES

SHARE computers, printers, any parallel or serial device ELIMINATE cable swapping INEXPENSIVE way to network COMPATIBLE with all computers. Businesses, Schools, Homes

WE ALSO OFFER Data Buffers, Line Drivers, Modems, Protocol Converters, Parallel - Serial Converters, Cables, Computers, Printers, Disk Drives, and more.

AUTOMATIC - CARETAKER is ideal for a business or school to share a printer or modem among many computers Operation is fully automatic with no software required Parallel or Serial 4 channels - \$295 8 channels - \$395

MANUAL - HARDSWITCH is operated with the flip of a switch 2 2 and 2 4 models allow simultaneous communication
 Serial 1 2 \$59 1 4 \$ 99 2 2 \$109 2 4 \$169
 Parallel 1 2 \$79 1 4 \$139 2 2 \$119 2 4 \$199
 LED and spike protection on serial models add \$20.

CODE ACTIVATED - PORTER connects one computer to multiple peripherals. A software code selects the peripheral. Parallel or Serial 4 channels - \$295 8 channels - \$395
 Buffer option 64k - \$100 256k - \$250

REMOTE - TELEPATH connects multiple computers to multiple peripherals. A selector at each computer or terminal chooses up to 4 peripherals and displays busy status 4 4 - \$495 4 8 - \$795 selector - \$39

Give a Rose to your computer

ROSE ELECTRONICS (713) 933-7673
 P.O. BOX 742571
 HOUSTON, TX 77274
 Dealer Inquiries Invited
 CALL US FOR ALL YOUR INTERFACE NEEDS

Circle 196 on Reader Service Card

WIN YOUR STATE LOTTO WITH YOUR COMPUTER!

"The home computer is the most powerful tool ever held by man" (or woman for that matter)!

Are you still wasting money with random guesswork? This amazing program will analyze the past winning lotto numbers and produce a powerful probability study on easy to read charts in just seconds. With single key presses from a menu you'll see trends, patterns, odd/even, sum totals, number frequency and more on either your screen or printer. Includes automatic number wheeling, instant updating and a built-in tutorial to get you started fast and easy!

CHECKS & CHARGE CARDS ACCEPTED WITH NO SURCHARGE.


All orders shipped same day (except personal checks)

APPLE & IBM Compatibles	\$24.95
Macintosh (requires M/S Basic)	\$29.95
Commodore, Atari & Radio Shack	\$21.95

Back-Up Copies - \$3.00

Please add \$2.00 for shipping and handling. Phone credit given with orders.


(513) 233-2200 **SOFT-BYTE**
 P.O. Box 556, Forest Park
 Dayton, Ohio 45405



Circle 216 on Reader Service Card

DATA SWITCHBOXES

DB25 SERIAL/PARALLEL	
2 Position	25.90
3 Position	31.90
4 Position	37.90
2 x 2 Matrix	39.90



CENTRONICS	
2 Position	27.90
3 Position	33.90
4 Position	39.90
2 x 2 Matrix	41.90

CABLES * Moulded with thumbscrews

6 FT. 10 FT.	
Parallel Printer Cable	6.50 7.50
DB25 Serial Modem/Extender Cable	
M-M, M-F	6.50 7.50
Centronics Cable M-M	7.50

Custom lengths and configurations available

MODEMS

	Internal	External
Mitsuba Super Modem 1200	89.50	139.50
Mitsuba Super Modem 2400	199.50	229.50

HARD DRIVES * Includes one-year warranty

20 MB Seagate ST-225 w/controller	299.00
30 MB Seagate ST-238 w/controller	359.00
40 MB Miniscrbe 3650 w/controller	465.00

Expansion cards, print buffers and many other accessories also available.

DARE SYSTEMS INTERNATIONAL
 1840 North State St., Provo, UT 84604
 (801) 377-5591

M/C, VISA, COD Terms accepted upon approval
 Call or write for our FREE catalog
 (Dealer/Quantity prices available)

Circle 69 on Reader Service Card

The PC VISOR is here!!



Cut glare, increase screen security!

- PC VISOR shades off over 50 percent of the light normally reaching your screen. Turn down brightness save your tube and eyes!
- Security Blinder feature decreases angle of view to the user. No over-the-shoulder peekers!
- Retail price only \$9.95 \$2 shpg. Quantity discounts!

Available in PC beige for IBM compatibles. Macintosh for any monitor or terminal! Proper fit is guaranteed. (Extra large sizes may require additional charge. Specify monitor type when ordering.)

 **QUALITY ONE PRODUCTION SERVICES**
 P.O. BOX 2152 SAN JOSE CA 95109
 (408) 293-7226

Circle 189 on Reader Service Card

SAVE ON

9 TRACK TAPE SYSTEM

FOR IBM PC/XT/AT



- Mainframe to PC Data Transfer
- High Speed Backup
- All Software, Complete System
- Service and Support, easy Installation

call **(818) 343-6505** or write to:
CONTECH Computer Corp.
 P.O. Box 153 Tarzana, Calif. 91356

CONTECH

Circle 56 on Reader Service Card



APPLIED MICRO TECHNOLOGY

IMPORTER - EXPORTER

P.O. BOX 24783, LOS ANGELES, CA 90024
 800 458-0070 (NA)/213 474-0070 (CA)
 TLX: 263220 AMT UR

IBM COMPAQ

ALL MODELS BEST PRICES FOR EXPORT

MEGA
BERNOULLI TECHNOLOGY

All electronic components and computer parts. International orders welcome.

Circle 15 on Reader Service Card

DYNAMIC RAMS

1Mbit	100ns	\$26.00
41256	100ns	\$ 4.25
41256	120ns	\$ 3.35
41256	150ns	\$ 2.95
4464	150ns	\$ 3.35
4164	150ns	\$ 1.35

PROCESSORS		E PROMS
8087-2 8MHz \$147.00		27512 250ns \$ 9.50
8087 5MHz \$104.00		27C256 250ns \$ 5.50
80287-6 6MHz \$159.00		27256 250ns \$ 4.75
80287-8 8MHz \$245.00		27128 250ns \$ 4.45
V-20 8MHz \$ 12.75		27C64 200ns \$ 4.95
V-30 8MHz \$ 12.75		2764 250ns \$ 3.50
STATIC RAMS		2732A 250ns \$ 3.95
6264LP-15 150ns \$ 2.95		8000's (Parts in stock)

I.C. EXPRESS


15358 Valley Blvd., City of Industry, CA 91746
 Phone 818-369-2688 (Mon-Fri 8-5)

ORDER TOLL FREE
(800) 892-8889 • (800) 882-8181

Outside California Inside California

CALL FOR CURRENT PRICES & VOLUME DISCOUNTS
 Price Shown for Cash * MasterCard/VISA add 3% more
 * California residents must add a 5% sales tax
 Shipping & Handling: UPS Ground \$5.00 UPS Air \$7.00 (under 1 lb)
 ALL MERCHANDISE IS 100% GUARANTEED

Circle 107 on Reader Service Card



LIONHEART

STATISTICAL & MANAGEMENT SOFTWARE
FOR BUSINESS, TECHNOLOGY, & SCIENCE

PROFESSIONAL SERIES:	
Experimental Statistics	\$145
Business Statistics	145
Forecasting and Time-Series	145
Sales and Market Forecasting	145
Marketing Statistics	145
Quality Control and Industrial Experiments	145
Exploratory Data Analysis	85
Project Planning (PERT & CPM)	145
Decision Analysis Techniques	145
Optimization	145
Econometrics	145
Biometrics	145
TECHNICAL SERIES:	
Multivariate Analysis	125
Cluster Analysis	125
ANOVA	95
Regression	95
Inference	95
Linear & Non-Linear Programming	95
Matrix Routines	95
Decision Trees & Tables	95
ARIMA Methods	95
Inventories & Queues	95


MS-DOS, MACINTOSH, AMIGA, ATARI ST
 (also ProDOS, C-128, CP/M)

VISA, MC, AMEX, Check

LIONHEART PRESS, INC.
 P.O. BOX 379, ALBANY, VT 05440
 TEL: (514) 933-4918

Circle 123 on Reader Service Card

IBM PS/2 PROTOTYPE BOARD



\$39.95

- FOR IBM PS/2 — MODELS 50 & 60
- OVER 3000 1/10" SPACED HOLES WITH SOLDER PADS
- HAS 16-BIT AND VIDEO BUS INTERFACE EXTENSIONS
- HOLES AND PADS FOR MOUNTING UP TO A 39 PIN D-TYPE CONNECTOR AT REAR OF BOARD
- POWER AND GROUND BUSES AROUND EDGE OF BOARD ON BOTH SIDES OF BOARD
- IN STOCK — COMES WITH PLASTIC RETAINERS

NVS CO.
 2124 ARBOR DRIVE NEW PORT RICHEY, FL 34655
 (813) 376-8191

TERMS: MONEY ORDERS, CHECKS, C.O.D. OR P.O. TO
 ESTABLISHED COMPANIES
 IBM AND PS/2 ARE REGISTERED TRADEMARKS OF
 INTERNATIONAL BUSINESS MACHINES CORPORATION

Circle 151 on Reader Service Card

DISKETTE

BOXED	BULK
39¢	35¢

Boxed Diskettes are 3 1/2 inch white box and include sleeves, labels, & Hub ring 100% error free Lifetime warranty Major US Mfrs

5 1/4 DSDD
Includes sleeves, Labels & Tabs

Your cost	5.25HD .99
\$3.90/box	3.50SS .99
Add \$3 per 100 diskettes for shipping & handling	3.50DS .99

MONTHLY SPECIALS
 Seagate 20mb \$275 30mb \$315
 Includes controller, cables, and software

(213) 479-0345 Data Bureau Inc.
 1731 So. LaCienega Blvd., Los Angeles, CA 90035

Please call as prices change. We will meet any advertised price on diskettes.

Circle 70 on Reader Service Card

4164 150ns \$129

41256 150ns \$295

MONITOR STANDS

- MODEL MS-100 \$12.95**
 • TILTS & SWIVELS • STURDY PLASTIC CONSTRUCTION
- MODEL MS-200 \$39.95**
 • TILTS AND SWIVELS • BUILT-IN SURGE SUPPRESSOR
 • BUILT-IN POWER STATION INDEPENDENTLY CONTROLS UP TO 5 120 VOLT AC OUTLETS • UL APPROVED



NASHUA DISKETTES

- BOXES OF 10** 5 1/4" DS/00 SOFT SECTOR
- 5 1/4" DS DD 360K \$9.95 **49¢ ea 39¢ ea**
- 5 1/4" DS HD 1.2M \$24.95
- 3 1/2" DS QD 720K \$16.95 BULK QTY 50 BULK QTY 250

- 5 1/4" DISKETTE STORAGE FILE \$8.95**
- HOLDS 70 5 1/4" FLOPPIES
 - STURDY, ATTRACTIVE SMOKE ACRYLIC CASE
 - COMPLETE WITH HINGED DIVIDERS
- VERSION FOR 3 1/2" FLOPPIES AVAILABLE \$9.95**



- 2 WAY SWITCH BOXES \$39.95**
- CONNECT 2 PRINTERS TO 1 COMPUTER OR VICE VERSA
 - SERIAL & PARALLEL MODELS AVAILABLE
 - ALL LINES SWITCHED
 - GOLD PLATED CONNECTORS & QUALITY SWITCHES




- 6' INTERFACE CABLES**
 MEETS FCC REQUIREMENTS 100% SHIELDED
- IBM COMPATIBLE PARALLEL PRINTER \$9.95
 - CENTRONICS (MALE TO FEMALE) \$15.95
 - CENTRONICS (MALE TO MALE) \$14.95
 - IBM COMPATIBLE MODEM CABLE \$7.95
 - RS232 SERIAL (MALE TO FEMALE) \$9.95
 - RS232 SERIAL (MALE TO MALE) \$9.95
 - COILED KEYBOARD EXTENDER \$7.95

- JOYSTICK \$19.95**
- SET X-Y AXIS FOR AUTO CENTER OR FREE MOVEMENT
 - FIRE BUTTON FOR USE WITH GAME SOFTWARE
 - INCLUDES ADAPTOR CABLE FOR IBM



- SWITCHING POWER SUPPLIES**
- PS-135 \$59.95**
 • FOR IBM XT COMPATIBLE
 • UL APP. 135 WATTS
 • 5V 15A .12V 4.2A
 • 5V 5A .12V .5A
 • ONE YEAR WARRANTY
- PS-150 150W MODEL \$69.95**
- PS-200 \$89.95**
 • FOR IBM AT COMPATIBLE
 • 200 WATTS
 • 5V 22A .12V 8A
 • 5V 5A .12V .5A
 • ONE YEAR WARRANTY



MONITORS

- SAMSUNG MONOCHROME**
- IBM COMPATIBLE TTL INPUT
 - 12" NON-GLARE, LOW DISTORTION, AMBER SCREEN
 - RES: 720 x 350
 - SWIVEL BASE
 - 1 YEAR WARRANTY
- \$119.95**
- MULTISYNC BY NEC \$549.95**
- ORIGINAL CGA, EGA, PGA COMPATIBLE MONITOR
 - AUTO FREQUENCY ADJUSTMENT
 - RESOLUTION AS HIGH AS 800 x 560



- EGA BY CASPER \$399.95**
- 15.75 21.85 KHz SCANNING FREQUENCIES
 - RES: 640 x 200 / 350
 - 14" BLACK MATRIX SCREEN
 - .31mm DOT PITCH
 - 16 COLORS FROM 64
- RGB BY CASPER \$279.95**
- COLOR GREEN AMBER SWITCH
 - RES: 640 x 240
 - RGB IBM COMPATIBLE
 - 14" NON-GLARE SCREEN
 - .39mm DOT PITCH
 - CABLE FOR IBM PC INCLUDED
- MONOCHROME BY HYUNDAI \$69.95**
- IBM COMPATIBLE TTL INPUT
 - 12" NON-GLARE AMBER SCREEN
 - ATTRACTIVE CASING WITH A TILT SWIVEL BASE

TOLL FREE U.S. & CANADA (800) 538-5000

- 20MB HARD DISK ON A CARD**
-
- \$349**
- SAVES SPACE AND REDUCES POWER CONSUMPTION
 - IDEAL FOR PC'S WITH FULL HEIGHT FLOPPIES
 - LEAVES ROOM FOR A HALF LENGTH CARD IN ADJACENT SLOT

- RITEMAN II PRINTER**
-
- \$219.95**
- 160 CPS DRAFT, 32 CPS NLQ MODE
 - SUPPORTS EPSON/IBM GRAPHICS
 - 9 x 9 DOT MATRIX
 - FRICTION AND PIN FEEDS
 - VARIABLE LINE SPACING & PITCH
- IBM COMPATIBLE PRINTER CABLE \$9.95**
REPLACEMENT RIBBON CARTRIDGE \$7.95

DISK DRIVES

- 5 1/4" SEAGATE HARD DISK DRIVES**
- ST-225 HALF HEIGHT 20MB 65ms \$259
 - ST-238 HALF HEIGHT 30MB 65ms (RL) \$299
 - ST-251 HALF HEIGHT 40MB 40ms \$469
 - ST-277 HALF HEIGHT 60MB 40ms (RL) \$649
 - ST-4038 FULL HEIGHT 30MB 40ms \$559
 - ST-4096 FULL HEIGHT 80MB 28ms \$895
- 1/2 HEIGHT FLOPPY DISK DRIVES**
- 5 1/4" TEAC FD-55B DS/DD 360K \$109.95
 - 5 1/4" TEAC FD-55F DS/QUAD 720K \$124.95
 - 5 1/4" TEAC FD-55GFV DS/HD 1.2M \$154.95
 - 5 1/4" MITSUBISHI DS/HD 1.2M \$119.95
 - 5 1/4" DS/DD 360K \$69.95
 - 3 1/2" MITSUBISHI DS/DD (AT OR XT) \$129.95

- DISK DRIVE ACCESSORIES**
- TEAC SPECIFICATION MANUAL \$5.00
 - TEAC MAINTENANCE MANUAL \$25.00
 - 1/2 HT MOUNTING HARDWARE FOR IBM \$2.95
 - MOUNTING RAILS FOR IBM AT \$4.95
 - Y" POWER CABLE FOR 5 1/4" FDDs \$2.95
 - 5 1/4" FDD POWER CONNECTORS \$1.19
- DRIVE ENCLOSURES WITH POWER SUPPLIES**
- CAB-2SV5 DUAL SLIMLINE FOR 5 1/4" \$49.95
 - CAB-1FH5 FULL HEIGHT FOR 5 1/4" \$69.95
 - CAB-2SV8 DUAL SLIMLINE FOR 8" \$209.95
 - CAB-2FH8 DUAL FULL HEIGHT FOR 8" \$219.95

EASYDATA MODEMS

All models feature auto-dial answer/redial on busy, power up self test, touchtone or pulse dialing, built-in speaker. Hayes and Bell Systems 103 & 212A compatible. Full or half duplex. PC Talk III Communications software with internal models and more.




- INTERNAL**
- 12H 1200 BAUD 1/2 CARD \$69.95
 - 24B 2400 BAUD FULL CARD \$179.95
- EXTERNAL (NO SOFTWARE INCLUDED)**
- 12D 1200 BAUD \$119.95
 - 24D 2400 BAUD \$219.95

COMPUTER CASES

Attractive, sturdy steel cases fit the popular sized motherboards and include speakers, faceplates, expansion slots and all necessary hardware.



- XT STYLE FLIP-TOP \$34.95
- XT STYLE SLIDE-TOP \$39.95
- AT STYLE SLIDE-TOP \$89.95
- FRONT PANEL KEYLOCK AND LED INDICATORS
- JR. AT STYLE FLIP-TOP \$149.95
- INCLUDES 180 WATT POWER SUPPLY
- FRONT PANEL KEYLOCK AND LED INDICATORS



Visit our retail store located at 1256 S. Bascom Ave. in San Jose, (408) 947-8881

JDR Microdevices
 110 Knowles Drive, Los Gatos, CA 95030
 Toll Free 800-538-5000 • (408) 866-6200
 FAX (408) 378-8927 • Telex 171-110

PLEASE USE YOUR CUSTOMER NUMBER WHEN ORDERING

TERMS: Minimum order \$10.00. For shipping and handling include \$2.50 for UPS Ground and \$3.50 for UPS Air. Orders over 1 lb. and foreign orders may require additional shipping charges—please contact our sales department for the amount. CA. residents must include applicable sales tax. All merchandise is warranted for 90 days unless otherwise stated. Prices are subject to change without notice. We are not responsible for typographical errors. We reserve the right to limit quantities and to substitute manufacturer. All merchandise subject to prior sale. A full copy of our terms is available upon request. Items pictured may only be representative.

THE JDR MICRODEVICES LOGO IS A REGISTERED TRADEMARK OF JDR MICRODEVICES. JDR INSTRUMENTS AND JDR MICRODEVICES ARE TRADEMARKS OF JDR MICRODEVICES. IBM IS A TRADEMARK OF INTERNATIONAL BUSINESS MACHINES CORPORATION. APPLE IS A TRADEMARK OF APPLE COMPUTER.

Circle 110 on Reader Service Card

World Radio History

8087 5MHz \$9900

80287 6 MHz \$17995

INTERFACE CARDS

FROM MODULAR CIRCUIT TECHNOLOGY

MULTIFUNCTION CARDS

MCT-MF MULTIFUNCTION \$7995

- ALL THE FEATURES OF 6 PACK - AT HALF THE PRICE
0-384K DYNAMIC RAM USING 4164s
SERIAL, PARALLEL, GAME PORTS, CLOCK/CALENDAR

MCT-MGMIO MONOGRAPHS I/O \$11995

- TOTAL SYSTEM CONTROL FROM A SINGLE SLOT
2 FLOPPY CONT, SERIAL, PARALLEL, GAME PORT, CLOCK/CAL
RUN COLOR GRAPHICS SOFTWARE ON A MONOCHROME MONITOR

MCT-MIO MULTI I/O FLOPPY \$7995

- A PERFECT COMPANION FOR OUR MOTHERBOARDS
SERIAL, PARALLEL, GAME PORT, CLOCK/CALENDAR
SUPPORTS UP TO 2 360K FLOPPIES, 720K WITH DOS 3.2
MIO-SERIAL 2nd SERIAL PORT \$1595

MCT-IO MULTI I/O CARD \$5995

- USE WITH MCT-FH FOR A MINIMUM OF SLOTS USED
SERIAL PORT, CLOCK/CALENDAR WITH A BATTERY BACK-UP
PARALLEL PRINTER PORT ADDRESSABLE AS LPT1 OR LPT2
IO-SERIAL 2nd SERIAL PORT \$1595

MCT-ATMF AT MULTIFUNCTION \$13995

- ADDS UP TO 3 MEGABYTES OF RAM TO THE AT
USER EXPANDABLE TO 1.5 MB OF MEMORY (ZERO K INSTALLED)
INCLUDES SERIAL PORT AND PARALLEL PORT

MCT-ATIO AT MULTI I/O \$5995

- USE WITH MCT-ATFH FOR A MINIMUM OF SLOTS USED
SERIAL, PARALLEL AND GAME PORTS
USES 16450 SERIAL SUPPORT CHIPS FOR HIGH SPEED OPERATION
ATIO-SERIAL 2nd SERIAL PORT \$2495

MEMORY CARDS

MCT-RAM 576K RAM CARD \$5995

- A CONTIGUOUS MEMORY SOLUTION IN A SHORT SLOT
USER SELECTABLE CONFIGURATION AMOUNTS UP TO 576K USING 64K & 256K RAM CHIPS (ZERO K INSTALLED)

MCT-EMS EXPANDED MEMORY CARD \$12995

- 2 MB OF LOTUS INTEL MICROSOFT COMPATIBLE MEMORY FOR XT
CONFORMS TO LOTUS/INTEL EMS - USER EXPANDABLE TO 2 MB
EXPANDED/CONVENTIONAL MEMORY, RAMDISK AND SPOOLER

MCT-ATRAM AT 4 MB RAM CARD \$14995

- A POWER USER'S DREAM - 4 MB OF MEMORY FOR AT
BACKFILL TO 640K, FLEXIBLE STARTING ADDRESS
UP TO 2 MB ON CARD, 4 MB WITH OPTIONAL PIGGYBACK BOARD
MCT-ATRAM-MC PIGGYBACK BOARD (NO MEMORY) \$3995

MCT-ATEMS AT COMPATIBLE EMS \$13995

- CAN BE USED FOR EXPANDED, EXTENDED OR CONVENTIONAL MEMORY
CONFORMS TO LOTUS/INTEL EMS - USER EXPANDABLE TO 2 MB
RAMDISK, PRINT SPOOLER AND LIM/EMS SOFTWARE INCLUDED

DRIVE CONTROLLERS

MCT-FDC FLOPPY DISK CONTROLLER \$2995

- QUALITY DESIGN OFFERS 4 FLOPPY CONTROL IN A SINGLE SLOT
INTERFACES UP TO 4 FDDs TO AN IBM PC OR COMPATIBLE
SUPPORTS BOTH DS/DD AND DS/QD WITH DOS 3.2

MCT-HDC HARD DISK CONTROLLER \$7995

- HD CONTROL FOR WHAT OTHERS CHARGE FOR FLOPPY CONTROL
SUPPORTS 16 DRIVE SIZES INCLUDING 5, 10, 20, 30 & 40 MB
DIVIDE 1 LARGE DRIVE INTO 2 SMALLER, LOGICAL DRIVES

MCT-FDC-1.2 1.2MB FLOPPY CONTROLLER \$6995

- ADD VERSATILITY & CAPACITY TO YOUR XT
SUPPORTS 2 DRIVES, BOTH MAY BE 360K OR 1.2 MEG
ALLOWS DATA TO FLOW FREELY FROM XTs TO ATs

MCT-FH FLOPPY/HARD CONTROLLER \$13995

- SYSTEM STARVED FOR SLOTS? SATISFY IT WITH THIS TIMELY DESIGN
INTERFACES UP TO 2 FDDs & 2 HDDs, CABLING FOR 2 FDDs & 1 HDD
SUPPORTS BOTH DS/DD & DS/QD WITH DOS 3.2

MCT-ATFH AT FLOPPY/HARD CONTROLLER \$14995

- FLOPPY/HARD DISK CONTROL IN A TRUE AT DESIGN
SUPPORTS UP TO 2 360K 720K 1.2MB FDDs
AS WELL AS 2 HDDs USING STANDARD CONTROL TABLES

DISPLAY CARDS

MCT-EGA ENHANCED GRAPHICS ADAPTOR \$14995

- 100% IBM COMPATIBLE - PASSES IBM EGA DIAGNOSTICS
256K OF VIDEO RAM ALLOWS 640 x 350 IN 16 OF 64 COLORS
COMPATIBLE WITH COLOR AND MONOCHROME ADAPTORs

MCT-CG COLOR GRAPHICS ADAPTOR \$4995

- COMPATIBLE WITH IBM COLOR GRAPHICS STANDARDS
SHORT SLOT SUPPORTS RGB, COLOR & COMPOSITE MONOCHROME
640/320 x 200 RESOLUTION, LIGHT PEN INTERFACE

MCT-MGP MONOCHROME GRAPHICS \$5995

- TRUE HERCULES COMPATIBILITY - SUPPORTS LOTUS 123
SOFTWARE DRIVER ALLOWS COLOR GRAPHICS PROGRAMS TO RUN ON A MONOCHROME MONITOR
PARALLEL PRINTER PORT

HALF HEIGHT HARD DISK DRIVES

40 MB \$469

Seagate model ST-25; 5 1/4" half height FAST 40ms access time

60 MB \$649

Seagate model ST-277 5 1/4" half height FAST 40ms access time (RLI)

HALF HEIGHT HARD DISK SYSTEMS

20 MB \$289

Systems include Seagate 1/2 height hard drive, hard drive controller, cables and instructions. All drives are pre-tested and warranted for one year.

30 MB \$329

IBM COMPATIBLE MOTHERBOARDS

FROM MODULAR CIRCUIT TECHNOLOGY

MCT-TURBO TURBO 4.77/8 MHz \$10995

- 4.77 OR 8 MHz OPERATION WITH 8088-2 & OPTIONAL 8087-2 CO-PROCESSOR
DYNAMICALLY ADJUSTS SPEED FOR MAXIMUM THROUGHPUT & RELIABILITY DURING DISK I/O
CHOICE OF NORMAL/TURBO MODE OR SOFTWARE SELECT PROCESSOR SPEED

MCT-XTMB STANOARD MOTHERBOARD \$9795

MCT-ATMB 30286 6/8 MHz \$37995

- 8 SLOT (2 EIGHT BIT, 6 SIXTEEN BIT) AT MOTHERBOARD
HARDWARE SELECTION OF 6 OR 8 MHz
1 WAIT STATE
KEYLOCK SUPPORTED, RESET SWITCH, FRONT PANEL LED INDICATOR
SOCKETS FOR 1 MB OF RAM AND 80287
BATTERY BACKED CLOCK

MCT-BATMB MINI 80286 \$42995

- REPLACEMENT BOARD FOR XT STYLE CHASSIS
OPERATE AT 6, 10 MHz WITH UP TO 1MB ON-BOARD MEMORY (ZERO K INS'ALLED)
SOCKET FOR 80287 MATH CO-PROCESSOR
BATTERY BACKED CLOCK
8 SLOTS: 2 EIGHT BIT, 6 SIXTEEN BIT
USES CHIPS & TECHNOLOGY CHIP SET FOR RELIABILITY AND SMALL SIZE

IBM COMPATIBLE KEYBOARDS



MCT-5339 \$7995

- IBM ENHANCED STYLE LAYOUT
SOFTWARE AUTOFENSE FOR XT OR AT COMPATIBLES
LED INDICATORS
AUTO REPEAT FEATURE
SEPARATE CURSOR PAD

MCT-5060 \$5995

- IBM AT STYLE LAYOUT
SOFTWARE AUTOFENSE FOR XT OR AT COMPATIBLES
LED INDICATORS
AUTO REPEAT FEATURE

MCT-5150 XT STYLE LAYOUT \$4995

MCT-5151 KB5151 EQUIV. \$6995

WHY BUY A SYSTEM FROM JDR?

- BUILD IT YOURSELF AND SAVE
QUALITY COMPONENTS AT COMPETITIVE PRICES
TOLL FREE TECHNICAL SUPPORT IN THE U.S. AND CANADA
MONEY BACK GUARANTEE (ASK FOR DETAILS)
MORE THAN 10,000 SOLD!

I am very pleased with the computer system I purchased from you and all the outstanding support and courteous people on your staff. Your attitude & commitment to customer satisfaction is exceptional! YOUR ATTITUDE SHOULD BE INDUSTRY STANDARD! Daryl Hammond

BUILD YOUR OWN 256K XT COMPATIBLE

- MOTHERBOARD
256K OF MEMORY
135 WATT POWER SUPPLY
FLIP-TOP CASE
5060 STYLE KEYBOARD
360K FLOPPY DRIVE
DRIVE CONTROLLER
MONOCHROME MONITOR
GRAPHICS ADAPTOR

FOR ONLY \$49915

ANYONE CAN BUILD A SYSTEM IN ABOUT 2 HOURS USING A SCREWDRIVER AND OUR EASY-TO-FOLLOW INSTRUCTIONS!



DEVELOPMENT TOOLS

FROM MODULAR CIRCUIT TECHNOLOGY

MCT-EPROM PROGRAMMER \$12995

- PROGRAMS 27xx & 27-xxx EPROMS UP TO 27512
SUPPORTS VARIOUS PROGRAMMING FORMATS AND VOLTAGES
SPLIT OR COMBINE CONTENTS OF SEVERAL EPROMS OF DIFFERENT SIZES
READ, WRITE, COPY, ERASE CHECK AND VERIFY
SOFTWARE FOR HEX AND INTEL HEX FORMATS

MCT-EPROM-4 4 GANB PROGRAMMER \$18995

MCT-EPROM-10 10 GANB PROGRAMMER \$28995

MCT-PAL PAL PROGRAMMER \$26995

MCT-MP PROCESSOR PROG. \$19995



CALL FOR VOLUME QUOTES COPYRIGHT 1987 JDR MICRODEVICES

Circle 110 on Reader Service Card

BOMB

YOU CHOOSE THE BEST ARTICLE EACH MONTH

BYTE's ongoing monitor box (BOMB) lets you rate each article you've read in BYTE as excellent, good, fair, or poor. We tally your votes, total the points, tell you who won, and award the two top-rated nonstaff authors \$100 and \$50, respectively. An additional \$50 award for quality goes to the non-

staff author with the best average score (total points divided by the number of voters). If you prefer, you can use BIX as your method of voting. We welcome your participation.

ARTICLE#	PAGE	ARTICLE	AUTHOR(S)	ARTICLE#	PAGE	ARTICLE	AUTHOR(S)
1	11	What's New	staff	11	143	Application Input Drivers	Sagan
2	33	The Technical Implications of the PS/2	Vose	12	159	Better Batch Files Through Assembly Language	Claff
3	49	TSRs Past and Future: MS-DOS and OS/2	Duncan	13	173	IBM PC Family BIOS Comparison	Shiell
4	59	The 32-bit Micro Channel	Shiell	14	185	Comparing Disk-Allocation Methods	Weissman
5	67	PS/2 Video Programming	Wilton	15	193	Rating the IBM Compatibles	Brookshire
6	83	Comparing IBM's Micro Channel and Apple's NuBus	Cornejo, Lee	16	201	Windows for BASIC	Ross
7	97	Spying on Windows	Geary	17	215	Pipes and Filters	Baker
8	115	The State of Numerics	Fried	18	219	A Timing-Independent BIOS	Cohen, Hanel
9	125	286/386 Protected-Mode Programming	Barnum	19	225	Three Bus Interface Designs for the PC	Drummond
10	133	The IBM RT Gets Connected	Levitt				

BYTE ADVERTISING SALES STAFF:

Dennis J. Riley, Advertising Sales Manager, One Phoenix Mill Lane, Peterborough, NH 03458, tel. (603) 924-9281

NEW ENGLAND
ME, NH, VT, MA, RI,
ONTARIO, CANADA & EASTERN CANADA
Paul McPherson Jr. (617) 262-1160
McGraw-Hill Publications
575 Boylston Street
Boston, MA 02116

ATLANTIC
NY, NYC, CT, NJ (NORTH)
Leah G. Rabinowitz (212) 512-2096
McGraw-Hill Publications
1221 Avenue of the Americas—
39th Floor
New York, NY 10020

Dick McGurk (203) 968-7111
McGraw-Hill Publications
Building A—3rd Floor
777 Long Ridge Road
Stamford, CT 06902

EAST
PA, KY, OH, NJ (SOUTH),
MD, VA, W.VA, DE, D.C.
Daniel Ferro (215) 496-3833
McGraw-Hill Publications
Three Parkway
Philadelphia, PA 19102

**NORTHEAST MAIL ORDER
AND RETAIL ACCOUNTS**
Bill Watson (603) 924-7255
One Phoenix Mill Lane
Peterborough, NH 03458

SOUTHEAST
NC, SC, GA, FL, AL, TN
Carolyn F. Lovett (404) 252-0626
McGraw-Hill Publications
4170 Ashford-Dunwoody Road
Suite 420
Atlanta, GA 30319

MIDWEST
IL, MO, KS, IA, ND, SD, MN, WI,
NB, IN, MI, MS
Bob Denmead (312) 751-3740
McGraw-Hill Publications
Blair Building
645 North Michigan Ave.
Chicago, IL 60611

SOUTHWEST, ROCKY MOUNTAIN
CO, WY, OK, TX, AR, LA
(214) 644-1111
McGraw-Hill Publications
8111 LBJ Freeway—Suite 1350
Dallas, TX 75251

SOUTH PACIFIC
SOUTHERN CA, AZ, NM, LAS VEGAS
Jack Anderson (714) 557-6292
McGraw-Hill Publications
3001 Red Hill Ave.
Building #1—Suite 222
Costa Mesa, CA 92626

Tom Harvey (213) 480-5243
McGraw-Hill Publications
3333 Wilshire Boulevard #407
Los Angeles, CA 90010

NORTH PACIFIC
HI, WA, OR, ID, MT, NORTHERN CA,
NV (except LAS VEGAS), UT,
W. CANADA
Mike Kisseberth (415) 362-4600
McGraw-Hill Publications
425 Battery Street
San Francisco, CA 94111

Bill McAfee (415) 349-4100
McGraw-Hill Publications
951 Mariner's Island Blvd.—3rd Floor
San Mateo, CA 94404

The Buyer's Mart (1x2)
Mark Stone (603) 924-3754
BYTE Publications
One Phoenix Mill Lane
Peterborough, NH 03458

BYTE BITS (2x3)
Dan Harper (603) 924-6830
BYTE Publications
One Phoenix Mill Lane
Peterborough, NH 03458

BYTE Deck Mailings
National
Ed Ware (603) 924-6166
BYTE Publications
One Phoenix Mill Lane
Peterborough, NH 03458
A/E/C Computing Deck
Mary Ann Goulding (603) 924-9281
BYTE Publications
One Phoenix Mill Lane
Peterborough, NH 03458

International Advertising Sales Staff:

Mr. Hans Csokor
Publimedia
Reisnerstrasse 61
A-1037 Vienna, Austria
222 75 76 84

Mrs. Gurit Gepner
McGraw-Hill Publishing Co.
PO Box 2156
Bat Yam, 59121 Israel
3 866 561 321 39

Mr. Fritz Krusebecker
McGraw-Hill Publishing Co.
Liebigstrasse 19
D-6000 Frankfurt/Main 1
West Germany
69 72 01 81

Mrs. Maria Sarmiento
Pedro Teixeira 8, Off. 320
Iberia Mart I
Madrid 4, Spain
1 45 52 891

Mr. Gert Moberg
Andrew Karnig & Associates
Finnbodavagen
S-131 31 Nacka, Sweden
8-44 0005

Mr. Alain Faure
McGraw-Hill Publishing Co.
128 Faubourg Saint Honore
75008 Paris
France
(1) 42-89-03-81

Mr. Arthur Scheffer
McGraw-Hill Publishing Co.
34 Dover St.
London W1X 3RA
England 01 493 1451

Manuela Capuano
McGraw-Hill Publishing Co.
Via Flavio Baracchini 1
20123 Milan, Italy
02 86 90 617

Seavex Ltd.
400 Orchard Road, #10-01
Singapore 0923
Republic of Singapore
Tel: 734-9790
Telex: RS35539 SEAVEX

Seavex Ltd.
503 Wilson House
19-27 Wyndham St.
Central, Hong Kong
Tel: 5-260149
Telex: 60904 SEVEX HX

Hiro Morita
McGraw-Hill Publishing Co.
Overseas Corp.
Room 1528
Kasumigaseki Bldg.
3-2-5 Kasumigaseki,
Chiyoda-Ku
Tokyo 100, Japan
3 581 9811

Mr. Ernest McCrary
Empresa Internacional de
Comunicacoes Ltda.
Rua da Consolacao, 222
Conjunto 103
01302 Sao Paulo, S.P., Brasil
Tel: (11) 259-3811
Telex: (100) 32122 EMBN

EDITORIAL INDEX BY COMPANY

Index of companies covered in articles, columns, or news stories in this issue.
Each reference is to the first page of the article or section in which the company name appears.

COMPANY	PAGE	COMPANY	PAGE	COMPANY	PAGE
ADDISON-WESLEY	185	HEATH	11	NATIONAL INSTRUMENTS	33
AMD	115	HERCULES COMPUTER		NATIONAL SEMICONDUCTOR	225
ANALOG DEVICES	115	TECHNOLOGY	46	NCR	11, 193
APOLLO COMPUTER	133	HEWLETT-PACKARD	33, 193	NEC	46, 193
APPLE COMPUTER	33, 83, 97	IBM	33, 46, 49, 83, 125, 133, 159, 193, 201, 219, 225	NORTHGATE COMPUTER	
APPLICATION ENGINEERING &		INDUSTRIAL INTERFACES	11	SYSTEMS	11
ASSOCIATES	11	INMOS	115	OSBORNE COMPUTER	193
ARCHIMEDES SOFTWARE	11	INNOVATIVE TECH WORDS	11	PANASONIC	193
ASHTON-TATE	11	INTEL	49, 115, 219, 225	PARACLETE COMPUTER &	
ASTRO SYSTEMS	11	ITT	193	SOFTWARE	11
AT&T	193	JANDEL SCIENTIFIC	11	PROGRESSIVE IMAGE	
ATARI	33	JAVELIN SOFTWARE	11	TECHNOLOGY	11
AVALON	115	JDL	11	QUADRAM	11
BIPOLAR INTEGRATED		KAYPRO	193	ROLAND CORP US	11
TECHNOLOGIES	115	KONAN	11	S K DATA	11
BORLAND INTERNATIONAL	49	LABORATORY MICROSYSTEMS	33	SANYO	193
BRITANNICA SOFTWARE	11	LEADING EDGE	193	SIMON & SCHUSTER SOFTWARE	11
BRUBAKER SOFTWARE	11	LOTUS DEVELOPMENT	49	SOFTLOGIC SOLUTIONS	33
BYTE INFORMATION EXCHANGE	49	LSI LOGIC	115	SONY	46
CANON	193	MANAGEMENT GRAPHICS	11	SPERRY	193
CGAA	33	MANAGEMENT SCIENCE		STEARNS	193
COGENT SOFTWARE	11	ASSOCIATES	11	STM	193
COMMODORE BUSINESS		MANDRILL	11	SUN MICROSYSTEMS	33, 115, 133
MACHINES	33	MARTINGALE RESEARCH	11	TANDY	33
COMPAQ	193	MATHEMATICAL SOFTWARE	11	TECHNOLOGY MARKETING	
CONQUEST	193	MICROSOFT	11, 49, 97, 143, 159, 193, 201	GROUP	11
CRAY RESEARCH	115	MINDSET	193	TELESENSORY SYSTEMS	11
DATA GENERAL	193	MITSUBISHI ELECTRONICS		TELEVIDEO	193
DEFINICON SYSTEMS	33	AMERICA	11	TEXAS INSTRUMENTS	33, 83, 193
DESIGN SOFTWARE	11	MOTOROLA	115, 225	THE SOFTWARE LINK	11
DIGITAL EQUIPMENT	115	MULTITECH	193	WEITEK	33, 115
DUKANE	11			WESTERN	193
EPSON AMERICA	193			XEROX	193
ERICSSON	193			ZENITH DATA SYSTEMS	193
FENWELL ELECTRONICS	11			ZOOM TELEPHONICS	11
FOX	193				
FTG DATA SYSTEMS	11				

READER SERVICE

To get further information on the products advertised in BYTE, fill out the reader service card by circling the numbers on the card that correspond to the inquiry number listed with the advertiser. This index is provided as an additional service by the publisher, who assumes no liability for errors or omissions.

Also included in this issue:
Special Advertising Supplement to U.S. Subscribers
from Priority One Electronics

Alphabetical Index to Advertisers

Inquiry No.	Page No.	Inquiry No.	Page No.	Inquiry No.	Page No.	Inquiry No.	Page No.
2 2500 AD SOFTWARE	87	60 CTX INTERNATIONAL	184	121 LATTICE INC.	147	184 PRECISION PLUS SOFTWARE	209
3 ADAPTIVE (USA)	181	61 CTX INTERNATIONAL	184	122 LINK COMP. GRAPHICS	256	185 PRINCETON GRAPHIC SYS.	172
4 ADAPTIVE (USA)	181	62 CUESTA SYSTEMS	42	123 LIONHEART PRESS	261	186 PRINTERS PLUS INC.	44
5 ADRIENNE ELECTR. CORP.	260	63 CUESTA SYSTEMS	42	124 LOGICAL DEVICES	42	139 PRO SERVE CORP.	218
6 ADVANCED LOGIC RESEARCH	82	64 CYBER RESEARCH INC.	253	125 MAGNAVOX	23	188 QUA TECH	110
7 ADVANCED LOGIC RESEARCH	82	65 CYBERNETIC MICRO SYS.	145	126 MANDRILL CORP.	260	189 QUALITY ONE PRODUCTIONS	261
9 AK SYSTEMS	149	67 C. ITOH DIGITAL	189	127 MANZANA MICROSYS. INC.	76	190 QUANTUM SOFTWARE SYS.	58
10 ALSYS LTD.	121	68 C. ITOH DIGITAL	189	128 MARK WILLIAMS CO.	5	191 QUARTERDECK	45
11 AMDEK CORP.	19	69 DARE SYSTEMS INT'L	261	129 MAVERICK SOFTWARE	28	192 QUARTERDECK	45
14 AMERICAN SEMICONDUCTOR	243	70 DATA BUREAU INC.	261	* MAXELL DATA PRODUCTS	CIV	193 RADIO SHACK	21
* AMPRO COMPUTERS INC.	154	71 DATADESK INTERNATIONAL	29	* MCGRAW-HILL NRI	230	* RAIMA CORP.	48
15 APPLIED MICRO TECHN.	261	72 DATADESK INTERNATIONAL	29	130 MEGAHERTZ CORP.	167	194 RAINBOW TECH.	148
16 APTECH SYSTEMS INC.	195	255 DATAPATH TECHNOLOGY	216	131 MERRITT COMP. PRODS.	209	195 RATIONAL SYSTEMS	221
256 ARC	182,183	265 DATA RESOURCES	237	132 MICRO DISPLAY SYSTEMS	89	196 ROSE ELECTRONICS	256
257 ARC	182,183	73 DIGIBOARD	26	254 MICRO ELECTRONICS PROD.	257	197 ROYAL AMERICAN TECHN.	188
17 ARCHIVE CORPORATION	61	74 DIGITAL PRODUCTS	119	133 MICRO EXPRESS	165	200 SEAGULL SCIENTIFIC	52
18 ARCHIVE CORPORATION	61	75 DIVERSIFIED COMPUTER SYS.	206	134 MICRO EXPRESS	165	201 SEALEVEL SYSTEMS INC.	260
19 ARIEL CORPORATION	24	76 ELEXOR INC.	253	136 MICROCOM SYSTEMS	136	202 SILICON VALLEY COMPUTERS	214
* AST RESEARCH	8,9	77 ENGINEERS COLLABORATIVE	244	135 MICROLTYICS INC.	155	216 SOFTBYTE COMP. PROGRAMS	261
22 ATI TECHNOLOGIES INC.	2	78 FACIT AB	17	* MICROMINT	241	203 SOFTCRAFT INC. (WI)	142
23 ATI TECHNOLOGIES INC.	66	79 FAIRCUM	41	137 MICROPROCESSORS UNLTD.	257	204 SOFTCRAFT INC. (WI)	142
24 ATRONICS	163	81 FIFTH GENERATION SYS.	235	138 MICRORIM	156,157	205 SOFTCLONE DISTRIBUTING	38
25 AT&T PHOTO & IMAGING	103	82 FIFTH GENERATION SYS.	235	* MICROSOFT CORP.	30,31	206 SOFTLOGIC SOLUTIONS	151
26 AUTOFAX CORP.	28	83 FLAGSTAFF ENGINEERING	7	140 MICROSTAR LABORATORIES	253	207 SOFTLOGIC SOLUTIONS	153
27 AVOCADO COMPUTER	253	84 FLAGSTAFF ENGINEERING	7	141 MICROWAY	CIII	210 SOFTWARE LINK, THE	93-95
28 BASF SYSTEMS	109	85 FOSTER TECHNOLOGY	257	142 MT. WHITNEY GROUP	204	211 SOFTWARE LINK, THE	93-95
29 BASIS INC.	55	86 FTG DATA SYSTEMS	256	143 MT. WHITNEY GROUP	204	212 SOFTWARE PRODS. INTL.	175
30 BASIS INC.	55	* GALACTICOMM	46,47	144 MULTI-TECH SYSTEMS	132	213 SOFTWARE PRODS. INTL.	175
31 BAY TECHNICAL ASSOCIATES	25	87 GAV	260	145 MULTI-TECH SYSTEMS	132	214 SOTA TECHNOLOGIES	211
32 BEARE ENTERPRISES	257	88 GENERAL MICRO SYSTEMS	257	146 NANTUCKET	27	215 SPSS INC.	79
33 BINARY ENG. SFTWRE. CO.	208	89 GLENCO ENGINEERING	196	147 NANTUCKET	27	199 SST/QUANTUS	233
34 BITWISE DESIGNS INC.	236	90 GOLDEN BOW SYSTEMS	170	148 NATURAL MICRO SYSTEMS	203	217 STAR GATE TECHNOLOGIES	110
36 BLAISE COMPUTING INC.	60	91 GOLDEN BOW SYSTEMS	170	149 NESTAR	96	218 SUPERSELL SOFTWARE INC.	169
37 BORLAND INT'L	CII,1	92 GRAFPOINT	256	150 NEWBRIDGE NETWORKS	171	219 SOFTSOFT	129
38 BORLAND INT'L	CII,1	93 GRYPHON MICRO PRODS.	228	151 NVS CO.	261	220 SWEET ELECTRONICS	120
39 BORLAND INT'L	13	263 GTEK INC.	37	152 OAK PARK SOFTWARE INC.	149	221 S'N/W ELECTRONICS	228
40 BORLAND INT'L	13	264 GTEK INC.	37	153 OCEAN INTERFACE	257	223 TANDON	137
41 BP MICROSYSTEMS	257	95 HALPPAUGE COMPUTER WORKS	124	154 ON TARGET ASSOCIATES	232	224 TANDON	137
* BUYERS MART	246-252	96 HA/ENTREE SOFTWARE LTD.	108	155 ONLINE PRODUCTS CORP.	253	225 TELEBYTE TECHNOLOGY INC.	191
266 BYTE BITS	256	97 HAYES MICROCOMP. PROD.	140,141	156 ONLINE PRODUCTS CORP.	257	226 TOUCHBASE SYSTEMS INC.	205
* BYTE CIRCULATION	192	98 HERCULES COMPUTER TECH.	65	157 ORACLE CORP.	35	227 TPS ELECTRONICS	242
42 BYTEK CORPORATION	54	99 HERCULES COMPUTER TECH.	65	160 ORION INSTRUMENTS	114	228 TRANS PC SYSTEMS, INC.	206
43 B&B ELECTRONICS	253	101 HOOLEON COMPANY	100	161 OSBORNE/MCGRAW-HILL	231	229 TRANSEC SYSTEMS	91
44 CANETICS INC.	244	102 HOOLEON COMPANY	100	162 OSBORNE/MCGRAW-HILL	239	230 TUSSEY COMPUTER PRODS.	75
45 CAPITAL EQUIPMENT	76	103 HORSTMANN SFTWRE. DESIGN	234	163 OSWEGO SOFTWARE INC.	260	231 UNITED INNOVATIONS	102
46 CENTRAL POINT SFTWR.	43	104 HYUNDAI	122,123	164 PATTON & PATTON	177	232 UNKEL SOFTWARE INC.	260
47 CENTRAL POINT SFTWR.	120	* IBM CORP.	80,81	165 PAUL MACE SOFTWARE	34	8 UPS-DEPOT	253
66 CGRS MICROTECH	256	* INFORMATION BUILDERS	73	166 PC OFFICE	139	239 UPTIME	15
48 CHIPSOFT	118	* INNOVATIVE SOFTWARE	112,113	167 PC OFFICE	139	235 VECTOR ELECTRONICS	229
253 CITIZEN AMERICA	99	106 INTELLISOFT	102	168 PC TECH	150	236 VECTOR ELECTRONICS	229
* CLEO SOFTWARE	158	262 INT'L TECH. & SYS. CORP.	208	169 PC TECHNOLOGIES INC.	53	237 VERMONT CREATIVE SFTWR.	39
173 CMS	200	107 I.C. EXPRESS	261	171 PERCON	253	238 VIDEO SEVEN INC.	130,131
174 CMS	200	108 JADE COMPUTER	258,259	172 PERISCOPE COMPANY	74	240 VN LABS	260
252 COEFFICIENT SYS. CORP.	207	109 JAMECO ELECTRONICS	254,255	50 PERSOFT INC.	56	241 VOYETRA TECHNOLOGIES	256
52 COMPUTER BOOK CLUB, THE	223	110 JDR MICRODEVICES	262,263	51 PERSOFT INC.	57	242 WAREHOUSE DATA PRODS.	71
53 COMPUTER CASE CO.	256	111 JKL	257	175 PERSONAL TEX	128	243 WESTERN TELEMATIC	111
* COMPUTER CONTINUUM	244	112 KAYPRO	32	176 PERSTOR SYSTEMS INC.	238	244 WESTERN TELEMATIC	111
54 COMPUTER KEYS	24	113 KAYPRO	32	177 PERSTOR SYSTEMS INC.	238	245 WHITE CRANE SYSTEMS	150
258 COMWELL SYSTEMS INC.	224	114 KEA SYSTEMS	230	260 PETER NORTON	107	246 WYTE CORPORATION	202
259 COMWELL SYSTEMS INC.	224	116 KIMTRON CORP.	10	261 PETER NORTON	107	247 W.P. ELECTRONICS	152
55 CONCENTRIC DATA SYS.	161	35 KNIGHT ELECTRONICS	236	179 POLARIS SOFTWARE	198	248 XELTEK	260
56 CONTECH	261	117 K-SYSTEMS	194	180 POLARIS SOFTWARE	198	249 XYQUEST INC.	213
57 CONTROL SYSTEMS	101	118 LABORATORY SOFTWARE LTD.	260	181 POLARIS SOFTWARE	199	250 ZERICON	253
58 CONTROL SYSTEMS	101	119 LASERGRAPHICS INC.	197	182 POLARIS SOFTWARE	199	251 ZSOFT CORPORATION	105
59 CRESCENT SOFTWARE CO.	36	120 LASERGRAPHICS INC.	197	183 PRECISION DATA PROD.	256		

* Correspond directly with company.

READER SERVICE

To get further information on the products advertised in BYTE, fill out the reader service card by circling the numbers on the card that correspond to the inquiry number listed with the advertiser. This index is provided as an additional service by the publisher, who assumes no liability for errors or omissions.

* Correspond directly with company

Index to Advertisers by Product Category

Inquiry No.	Page No.	Inquiry No.	Page No.	Inquiry No.	Page No.	Inquiry No.	Page No.
HARDWARE				371 MASS STORAGE			
367	ADD INS	9 AKSYSTEMS	149	217 STAR GATE TECHN.	110	192 QUARTERDECK SYS.	45
5 ADRIENNE ELECTR. CORP.	260	17 ARCHIVE CORP.	61	243 WESTERN TELEMATIC	111	* RAIMA CORP.	48
19 ARIEL CORP.	24	18 ARCHIVE CORP.	61	244 WESTERN TELEMATIC	111	206 SOFTLOGIC SOLNS.	151
22 ATI TECHN. INC.	2	28 BASF SYSTEMS	109	375 PRINTERS/PLOTTERS			
23 ATI TECHN. INC.	66	56 CONTECH	261	253 CITIZEN AMERICA	99	212 SOFTWARE PRODS. INT'L	175
24 ATRONICS	163	69 DARE SYS. INT'L	261	67 C. ITOH DIGITAL	189	213 SOFTWARE PRODS. INT'L	175
25 AT&T PHOTO & IMAGING	103	70 DATA BUREAU INC.	261	68 C. ITOH DIGITAL	189	218 SUPERSELL SFTWR. INC.	69
26 AUTOFAX CORP.	28	83 FLAGSTAFF ENG.	7	74 DIGITAL PRODUCTS	119	237 VERMONT CREATIVE SFTWR.	39
27 AVOCADO COMPUTER	253	84 FLAGSTAFF ENG.	7	78 FACIT AB	17	IBM/MS-DOS APPLICATIONS	
66 CGRS MICROTCH	256	* MAXELL DATA PRODS.	CIV	119 LASERGRAPHICS INC.	197	379 Scientific/Technical	
57 CONTROL SYSTEMS	101	* MICROSOFT CORP.	1,30	120 LASERGRAPHICS INC.	197	16 APTECH SYSTEMS INC.	195
58 CONTROL SYSTEMS	101	156 ONLINE PRODS. CORP.	257	231 UNITED INNOVATIONS	102	44 CANETICS INC.	244
77 ENGINEERS COLLABORATIVE	244	225 TELEBYTE TECHN. INC.	191	250 ZERICON	253	103 HORSTMANN SFTWR. DESIGN	234
95 HAUPPAUGE COMP. WORKS	124	MISCELLANEOUS		376 SCANNERS/DIGITIZERS			
98 HERCULES COMP. TECH	65	31 BAY TECHNICAL ASSOC.	25	119 LASERGRAPHICS INC.	197	123 LIONHEART PRESS	261
99 HERCULES COMP. TECH	65	47 CENTRAL POINT SFTWR.	120	120 LASERGRAPHICS INC.	197	175 PERSONAL TEX	128
114 KEA SYSTEMS	230	62 CUESTA SYSTEMS	42	377 SYSTEMS			
117 K-SYSTEMS	194	63 CUESTA SYSTEMS	42	6 ADVANCED LOGIC RESEARCH	82	184 PRECISION PLUS SFTWR.	209
122 LINK COMP. GRAPHICS	256	71 DATADESK INT'L	29	7 ADVANCED LOGIC RESEARCH	82	232 UNKEL SFTWR. INC.	260
130 MEGAHERTZ CORP.	157	72 DATADESK INT'L	29	* AMPRO COMPUTERS INC.	154	IBM/MS-DOS APPLICATIONS	
* MICROMINT	241	255 DATAPATH TECHNOLOGY	216	256 ARC	182,183	380 Word Processing	
141 MICROWAY	CIII	101 HOOLEON COMPANY	100	257 ARC	182,183	249 XYQUEST INC.	213
149 NESTAR	96	102 HOOLEON COMPANY	100	* AST RESEARCH	8,9	381 IBM/MS-DOS—CAD	
151 NVS CO.	261	262 INT'L TECH & SYS. CORP.	208	24 ATRONICS	163	87 GAV	260
155 ONLINE PRODS. CORP.	253	107 I.C. EXPRESS	261	104 HYUNDAI	122,123	382 IBM/MS-DOS COMMUNICATIONS	
162 OSBORNE/MCGRAW-HILL	239	114 KEA SYSTEMS	230	111 JKL	257	252 COEFFICIENT SYS. CORP.	207
168 PC TECH	150	126 MANDRILL CORP.	260	112 KAYPRO	32	75 DCS	206
189 PC TECHNOLOGIES INC.	53	154 ON TARGET ASSOC.	232	113 KAYPRO	32	88 GENERAL MICRO SYS.	257
172 PERISCOPE COMPANY	74	171 PERCON	253	133 MICRO EXPRESS	165	92 GRAFPOINT	256
176 PERSTOR SYSTEMS INC.	238	189 QUALITY ONE PRODNS.	261	134 MICRO EXPRESS	165	205 SOFTKLONE DISTRIBUTING	38
177 PERSTOR SYSTEMS INC.	238	194 RAINBOW TECH	148	139 PRO SERVE CORP.	218	245 WHITE CRANE SYSTEMS	150
188 QUA TECH 110	110	196 ROSE ELECTRONICS	258	193 RATIO SHACK	21	383 IBM/MS-DOS—GRAPHICS	
201 SEALEVEL SYSTEMS INC.	260	200 SEAGULL SCIENTIFIC	52	199 SST/QUANTUS	233	Drives	
214 SOTA TECHNOLOGIES	211	219 SUPERSOFT	129	223 TANDON	137	33 BINARY ENG. SFTWR. CO.	208
220 SWEET ELECTRONICS	120	227 TPS ELECTRONICS	242	224 TANDON	137	258 COMWELL SYSTEMS INC.	224
235 VECTOR ELECTR. CO.	229	8 UPS-DEPOT	253	228 TRANS PC SYS., INC.	206	55 CONCENTRIC DATA SYS.	161
236 VECTOR ELECTR. CO.	229	372 MODEMS/MULTIPLEXORS		SOFTWARE			
238 VIDEO SEVEN INC.	130,131	* CLEO SOFTWARE	158	378 IBM/MS-DOS APPLICATIONS			
241 VOYETRA TECHNOLOGIES	256	85 FOSTER TECHNOLOGY	257	Business/Office			
368 DRIVES				3 ADAPTIVE (USA)			
173 CMS	200	97 HAYES MICROCOMP. PROD.	140,141	4 ADAPTIVE (USA)	181	166 PC OFFICE INC.	139
174 CMS	200	144 MULTITECH SYS.	132	48 CHIPSOF	118	167 PC OFFICE INC.	139
127 MANZANA MICROSYS. INC.	76	145 MULTITECH SYS.	132	54 COMPUTER KEYES	24	385 IBM/MS-DOS—LANGUAGES	
149 NESTAR	96	153 OCEAN INTERFACE	257	258 COMWELL SYS. INC.	224	10 ALSYS LTD.	121
202 SILICON VALLEY COMPS.	214	226 TOUCHBASE SYS. INC.	205	259 COMWELL SYS. INC.	224	37 BORLAND INT'L	CII,1
369 HARDWARE PROGRAMMERS				MONITORS			
41 BP MICROSYSTEMS	257	11 AMDEK CORP.	19	55 CONCENTRIC DATA SYS.	161	39 BORLAND INT'L	13
42 BYTEK CORPORATION	54	27 AVOCADO COMPUTER	253	96 HAVENTREE SOFTWARE LTD.	108	40 BORLAND INT'L	13
263 GTEK INC.	37	60 CTX INTERNATIONAL	184	* INFORMATION BUILDERS	73	121 LATTICE INC.	147
264 GTEK INC.	37	61 CTX INTERNATIONAL	184	* INNOVATIVE SOFTWARE	112,113	128 MARK WILLIAMS CO.	5
122 LINK COMP. GRAPHICS	256	125 MAGNAVOX	23	* MICROSOFT CORP.	30,31	195 RATIONAL SYSTEMS	221
124 LOGICAL DEVICES INC.	42	185 PRINCETON GRAPHIC SYS.	172	146 NANTUCKET	27	197 ROYAL AMERICAN TECHN.	188
248 XELTEK	260	215 SPSS INC.	79	147 NANTUCKET	27	386 IBM/MS-DOS—UTILITIES	
370 INSTRUMENTATION				NETWORK HARDWARE			
44 CANETICS INC.	244	43 B&B ELECTRONICS	253	152 OAK PARK SFTWR. INC.	149	2 2500 AD SOFTWARE	87
45 CAPITAL EQUIPMENT	76	69 DARE SYSTEMS INT'L	261	157 ORACLE CORP.	35	36 BLAISE COMPUTING INC.	60
66 CGRS MICROTCH	256	73 DIGIBOARD	26	164 PATTON & PATTON	177	46 CENTRAL POINT SFTWR.	43
* COMPUTER CONTINUUM	244	81 FIFTH GENERATION SYS.	235	50 PERSOFT INC.	56	259 COMWELL SYSTEMS INC.	224
76 ELEXOR INC.	253	82 FIFTH GENERATION SYS.	235	51 PERSOFT INC.	57	59 CRESCENT SOFTWARE CO.	36
35 KNIGHT ELECTRONICS	236	* GALACTICOMM	46,47	181 POLARIS SOFTWARE	199	65 CYBERNETIC MICRO SYS.	145
140 MICROSTAR LABS.	253	116 KIMTRON CORP.	10	182 POLARIS SOFTWARE	199	<i>Continued</i>	
160 ORION INSTRUMENTS	114	148 NATURAL MICRO SYS.	203	191 QUARTERDECK SYS.	45		

Triple your execution speed for as little as \$349!

For your PC, XT, AT or compatible.

FastCACHE-286™ The Fastest PC Accelerator!

FastCACHE-286 is the fastest half card accelerator ever built. It is also the first to have an on-board 8088 socket, built-in high-speed 80287 clock, and software controlled slow and fast 80286 modes. FastCACHE-286 accelerates the IBM PC, XT and compatibles. It can be purchased in either a 9 or 12 MHz version starting at \$349 (9 MHz). The card combines the best features of our 286TurboCACHE™ (PC Magazine "Editor's Choice") with the ability to run asynchronously. This frees it from the 7.2 MHz frequency barrier of synchronous cache cards and enables the board to run on dual-speed motherboards and PCs such as the Zenith 158 or the Leading Edge Model D! The board includes MicroWay's DCache software and is compatible with all PC software and EMS, EEMS, and EGA.

	SI	Sieve MS C (sec)	Shuttle Regen (sec)	Price
PC	1.0	5.88	100 (12)*	-
9 MHz FastCACHE-286	7.1	1.32	28 (7)*	\$349
12 MHz FastCACHE-286	10.3	.93	22 (6)*	\$599

*Times in parentheses are with an 8087 or 80287.

287TurboPLUS™ Speeds Up your 80287 and your 80286!

287TurboPLUS adds a new feature to PC Magazine Editor's Choice - 287Turbo. 287Turbo increases 80287 speed from the 4 MHz used by IBM to 10 or 12 MHz. It has become an industry standard used in the AT, clones and the 386 Deskpro. 287TurboPLUS lets a user control the 80286 clock speed of the AT motherboard. Typical ATs will run up to 9 or 10 MHz. When used with 100 nsec DRAM and an optional high speed 80286 it is possible to get 11 MHz speed from an AT. 287TurboPLUS includes a 10 or 12 MHz tested 80287, 80287 diagnostic software and easily installs in your 80287 socket.

MICROWAY . . . Respected throughout the industry for high quality engineering, service and technical support.

Micro Way

Circle 141 on Reader Service Card

The World Leader in 8087 Support

P.O. Box 79, Kingston, Mass. 02364 USA (617) 746-7341
32 High St., Kingston-Upon-Thames, England, 01-541-5466

FastCACHE-286, 287Turbo, 287TurboPLUS and 286TurboCACHE are trademarks of MicroWay, Inc. MicroWay is a registered trademark of MicroWay, Inc.

Maxell Corporation of America, 60 Oxford Drive,
Moonachie, NJ 07074



maxell
THE GOLD STANDARD