

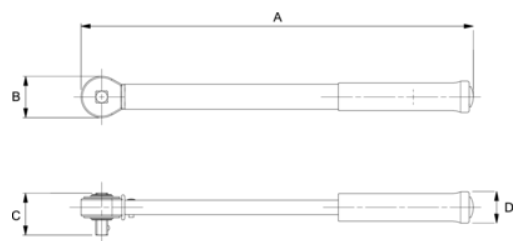


2502MRMHW
3/8 Drive, 30-250 In. Lb. Micro-Adjustable Torque Wrench Metal Handle











PRODUCT DETAILS

- Dual scale, calibrated clockwise only
- Positive lock with spring loaded pull down lock ring
- Fast, accurate and easy to set
- Easy-to-read laser marked scales
- 1/4", 3/8", 1/2" drive feature quick release buttons which provide good socket retention as well as easy socket retention
- Accuracy: $\pm 3\%$ CW of indicated value, CW from 20% to 100% of full scale
- Meets or exceeds ASME standards, ISO 6789 standards
- Individually serialized with matching certificate of calibration traceable to N.I.S.T



PRODUCT ATTRIBUTES

Product: **2502MRMHW**

| | | | | | |
|---|----------|---|--------------|---|---------------|
|  | 1 ozf.in |  | 0.12 lbf.in |  | 30-250 lbf.in |
|  | |  | 4.0-27.7 N·m |  | 0.85 lb |
|  | 3/8 in | A | 10.9 in | B | 0.856 in |
| C | 0.600 in | D | 1.06 in |  | |