



Product Description

PaxScan 2530HE imagers provide industry leading image quality for industrial and security applications. Varex Imaging's amorphous silicon-based detectors are the benchmark for radiography in industrial, medical and dental applications.

Key advantages include:

- Design for high dose applications > 1 MRad
- Wide energy range: 20 kV - 16 MV
- Internal shielding up to 225 kV
Electronics are outside of the detector active area allowing the integrator to provide additional external shielding of the electronics for use above 225 kV.
- Gigabit Ethernet link to workstation

Technical Specifications

Receptor Type	Amorphous Silicon
Conversion Screen	DRZ Plus, Csl
Pixel Area Total	24.9 x 30.2 cm (9.8 x 11.9 in.)
Pixel Matrix Total	1792 x 2176
Pixel Pitch	139 μm ²
Energy Range	20 kV - 16 MV
Fill Factor	64.3%
Data Output	Gigabit Ethernet
Scan Method	Progressive
A/D Conversion	16-bit
Frame Rate	9 fps (1x1), 30 fps (2 x 2)
Exposure Control	User Sync input, Expose OK output

VIVA™

The software release includes ViVA™, a basic application for panel testing and calibration acquisition and viewing on an end-user workstation running Microsoft® Windows™. The developer's software package includes a "Virtual Command Processor" software interface that performs detector calibration, detector set-up, image acquisition, and image corrections. ViVA™ includes file type translators for .viv, .raw, .jpg, and .bmp file formats.

Power

Power Dissipation	16.5 Watts nominal power consumption 12 to 32 V DC input range, 15 V typical 3A inrush current at power up with 15 V supply
Power Supply/Mains	100 - 240 VAC, 47 - 63 Hz

Mechanical

Weight	14.4 lbs ±0.25 lbs
Housing Material	Aluminum
Input Filtration	Carbon fiber plate (2.0 mm thick) and aluminum (0.05mm thick)

Environmental

Temperature Range - Operating	-10°C to +40°C (max.)
(Ambient) - Storage	-15°C to +50°C
Humidity - Operating & Storage (non-condensing)	10 to 95%
Shock	IEC 60068-27
Vibration	IEC 60068-6

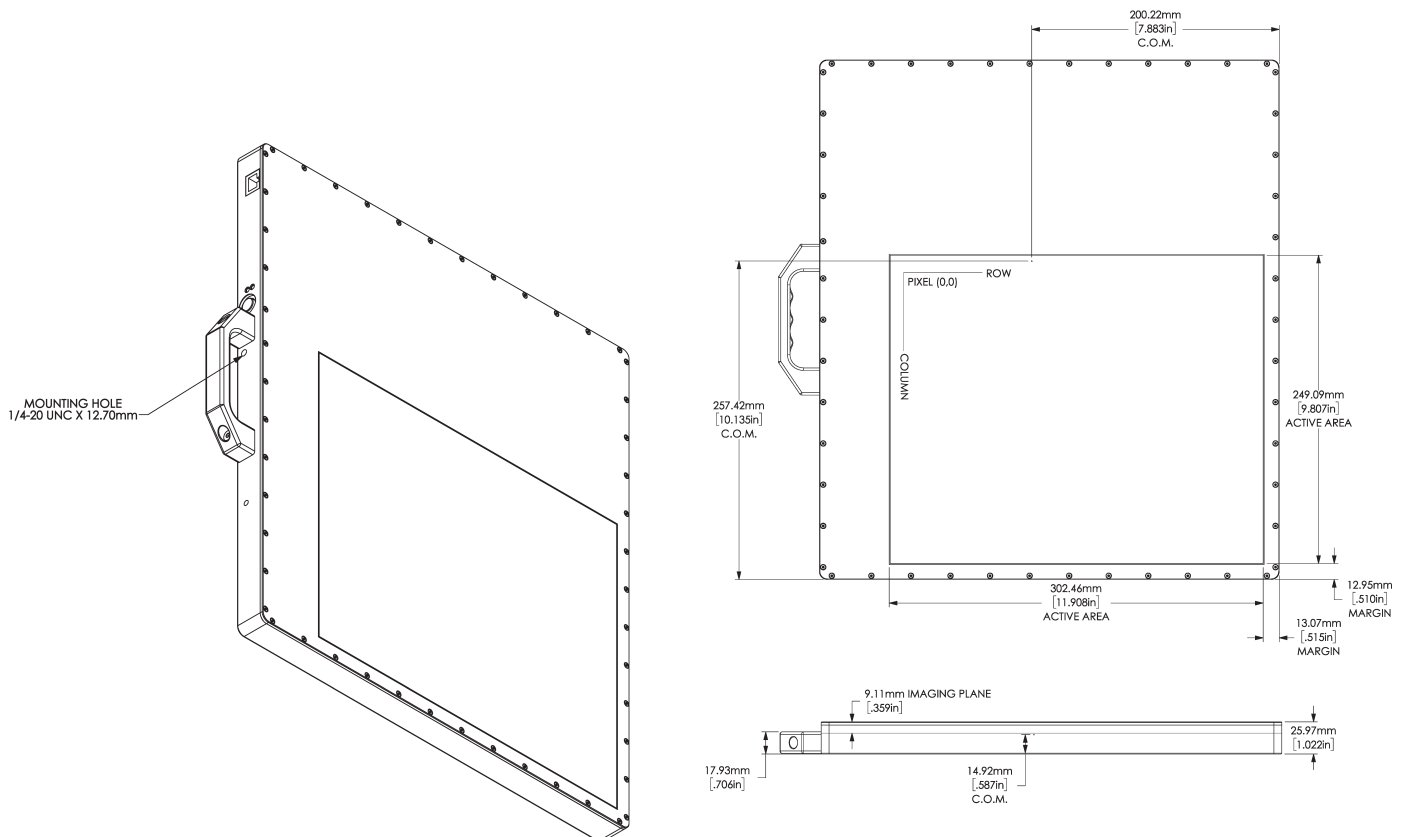
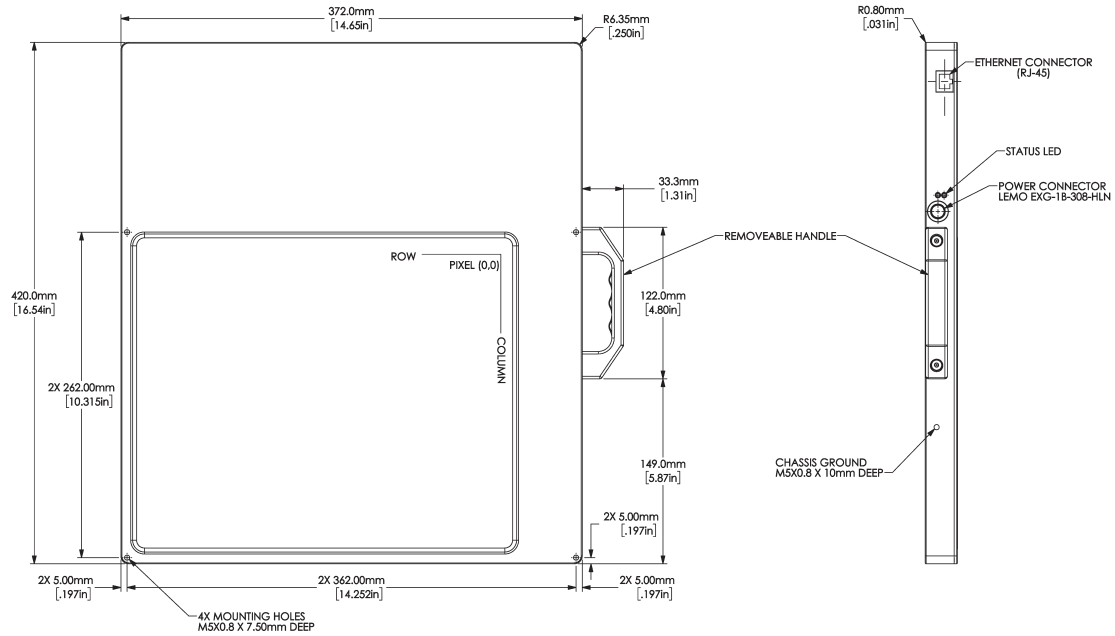
Regulatory

Canada	CAN/CSA-C22.2 No. 61010-1
U.S.	UL 61010-1
Europe	EN 61326-1:2013

*PaxScan is a Registered Trademark of Varex Imaging Corporation

Dimensions are for reference only

Dimensions are in mm [inches]

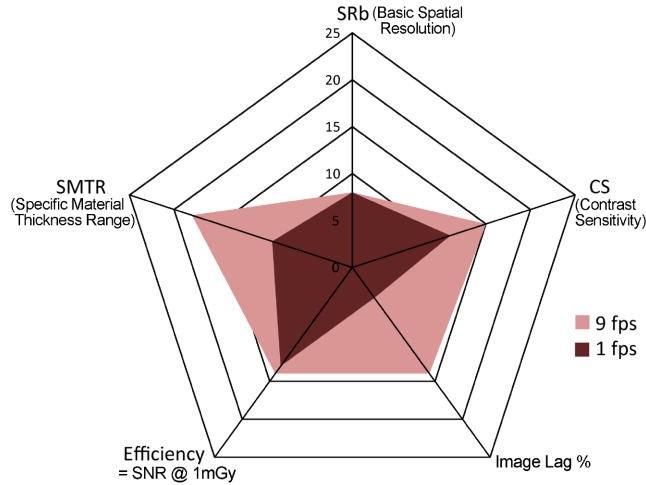


Detector Characterization Charts in accordance with ASTM E2597-14 Standard Practice for the Manufacturing Characterization of Digital Detector Arrays

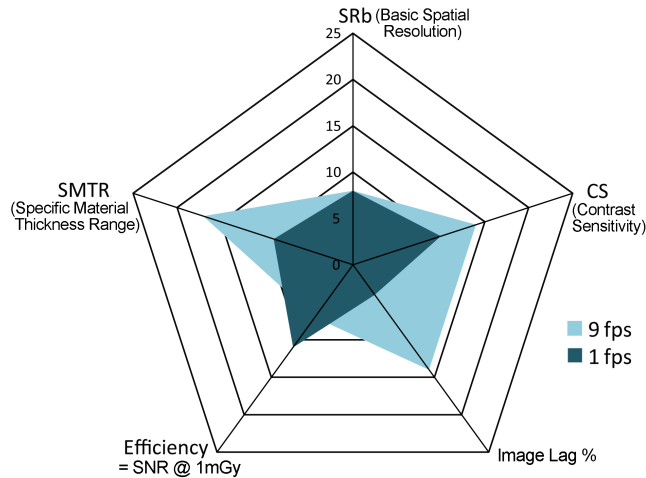
NOTE: SMTR, CS and Lag quality numbers all improve with higher frame rate.

Full Resolution - 2pF Gain setting

Aluminum 6061



Inconel 718



Titanium 6Al4V

