



**Dianna Spieker**  
**Tom Green County Treasurer**

**FY 2022 Monthly Report**  
**May 2022**

THE STATE OF TEXAS ()  
COUNTY OF TOM GREEN ()  
AFFIDAVIT ()

Pursuant to LGC 114.026 I, Dianna M Spieker, Tom Green County Treasurer do hereby submit The Treasurers' Monthly Report. This report includes, but not limited to, money received and disbursed; debts due to (if known) and owed by the county; and all other proceedings in the treasurer's office that pertain to the Financial Standing of Tom Green County. The Treasurer's Books and the Auditor's General Ledger agree. The Bank Statements have been reconciled; any adjustments have been noted including any amount that has been identified as irreconcilable. Irreconcilable differences will be noted and carried in transit until such time as they have been identified and reconciled on the individual bank statements.


Pursuant to GC 2256.023 Internal Management Reports will be reported on a Quarterly Basis in FY22. In prior fiscal years I included said information in this monthly report.

*As a matter of internal accounting procedure, any interest earned that is posted by financial institutions to our accounts on the last business day of the month is not included in the combined statement of receipts and disbursements until the following month. Credit Card and E-filing funds are deposited to Clearing Accounts and reconciled monthly. Any funds not previously booked will be credited the following month. These amounts are disclosed in this report.*

*The total amount of deposits in custody as of the date of this report is the amount of deposits per the combined statement of receipts and disbursements are listed on page 2.*

Therefore, Dianna Spieker, County Treasurer of Tom Green County, Texas, who being fully sworn, upon oath says that the within and foregoing report is true and correct to the best of her knowledge.


Filed with accompanying vouchers this, the 21<sup>st</sup> day of June, 2022.


  
Dianna Spieker, Treasurer, Tom Green County / Date

Commissioners' Court having reviewed the Treasurer's Report, on this date, as presented, having taken reasonable steps to ensure its accuracy and based upon presentations of the Treasurer's Office approve the report, subject to the county auditor's review and request that it be filed with the official minutes of this meeting. {LGC 114.026(c)}


In addition, the below signatures affirm that the Treasurers' Report complies with statutes as referenced. {LGC 114.026(d)}


The affidavit must state the amount of the cash and other assets that are in the custody of the county treasurer at the time of the examination. {LGC 114.026(d)} **\$ 71,393,715.64** Month Ending Balance

  
County Judge Stephen C. Floyd

  
Commissioner Ralph Hoelscher- Pct. #1

  
Commissioner Sammy Farmer- Pct. #2

  
Commissioner Rick Bacon - Pct. #3

  
Commissioner Bill Ford - Pct. #4

*Treasurer's Monthly Report*  
*Prepared by Dianna Spieker, Tom Green County Treasurer*

**Section 1 – Fund Balances**

Summary of Funds	Page <u>1</u>
Trial Balance for Cash Per Fund	Page <u>5</u>
Trial Balance for Investments Per Fund	Page <u>21</u>

**Section 2 - Cash Flow**

Interest	Page <u>22</u>
Bank Service Charge	Page <u>24</u>
Credit Card and Efile Accounts	Page <u>25</u>

**Section 3 - Debt**

Bond Indebtedness	Page <u>26</u>
-------------------	----------------

**Section 4 - Collateral**

Wells Fargo Bank Collateral Funds the Bank has pledged on behalf of Tom Green County, per the Bank Depository Bid.	Page <u>29</u>
---	----------------

# Summary of Funds

## Short Codes for Bank Accounts

OPER – Operating Bank Account  
Bond – Debt Bank Account  
CAFÉ – Cafeteria 125 IRS Trust  
LPPF – Local Provider Participation Fund  
ZP CAFÉ – Zesch Pickett Cafeteria  
FORT – Forfeiture  
JUV – Juvenile State Funds  
CSCD – Adult State Funds  
PAYL – Payroll  
GRANT – Grant Funds  
WIRE – Wire Clearing Account

**Detailed by Type Monies Held by Treasurer Spieker**

**May 2022 Ending Balance**

<u>Bank</u>						<u>Texpool</u>	
<u>Account</u>	<u>#</u>	<u>FUND</u>	<u>TOTAL</u>	<u>Wells Fargo</u>	<u>Texas Class</u>	<u>CD's</u>	<u>TexpoolPrime</u>
OPER	001	GENERAL	45,547,284.83	2,066,522.89	25,832,410.11	7,130,800.43	10,517,551.40
OPER	005	R&B #1&3	690,468.35	690,463.35			
OPER	006	R&B #2&4	458,797.06	458,797.06			
CAFÉ	009	CAFÉ TRUST	40,305.15	40,305.15			
OPER	010	CO. LAW LIBR.	120,985.33	120,985.33			
ZP	011	ZP-CAFÉ	2,500.00	2,500.00			
OPER	012	JCTF	34,792.07	34,792.07			
OPER	013	DC TECH	66,923.89	66,923.89			
OPER	014	LANG ACCESS	3,360.74	3,360.74			
OPER	015	LIBR DONATE	402,380.13	402,380.13			
OPER	016	RECORDS MGT-DC	11,896.33	11,896.33			
OPER	018	CRTHSE SEC	42,499.65	42,499.65			
OPER	019	CC/RM	56,443.25	56,443.25			
OPER	021	CIP DONATE	15,132.42	15,132.42			
OPER	022	BATES	81,998.75	81,998.75			
OPER	023	DIST/COUNTY TECH	17,415.71	17,415.71			
OPER	024	SPEC COURT	21,044.09	21,044.09			
OPER	025	COURT FAC FEE FUND	11,434.98	11,434.98			
OPER	026	SPEC REV TRIALS	750,000.00	750,000.00			
GRANT	027	TCDP	5.00	5.00			
OPER	028	TRU/Pre Diversion	91,218.94	91,218.94			
OPER	030	CC PRESERV	346,399.74	346,399.74			
OPER	031	CC	19,466.97	19,466.97			
OPER	032	CC ARCHIVE	307,621.43	307,621.43			
OPER	035	Child Abuse	103.83	103.83			
OPER	036	Third Crt of Appeals	1,831.83	1,831.83			
OPER	037	Justice Security	138,955.37	138,955.37			
OPER	038	WASTEWATER	860.00	860.00			
OPER	040	JUDICIAL ED & SUPPORT	914.06	914.06			
OPER	041	CA-Pretrial	65,788.74	65,788.74			
OPER	043	DA-Pretrial	84,091.77	84,091.77			
OPER	044	CRTRPTSV	14,293.75	14,293.75			



Detailed by Type Monies Held by Treasurer Spieker

May 2022 Ending Balance

<u>Bank</u>							<u>Texpool</u>
<u>Account</u>	<u>#</u>	<u>FUND</u>	<u>TOTAL</u>	<u>Wells Fargo</u>	<u>Texas Class</u>	<u>CD's</u>	<u>TexpoolPrime</u>
OPER	045	CO ATTY	3,865.55	3,865.55			
OPER	046	COUNTY JURY FUND	5,717.40	5,717.40			
OPER	047	JURY DONATE	1,500.00	1,500.00			
OPER	048	ELECT CNTRCT	119,212.48	119,212.48			
OPER	050	51ST D.A. ST	3,135.29	3,135.29			
OPER	051	LATERAL RDS	39,871.03	39,871.03			
FORT	052	51ST D.A.	694,867.34	694,867.34			
OPER	053	51ST DA OUTER CNTY	14,495.88	14,495.88			
LPPF	054	LPPF	4,470,615.32	4,470,615.32			
OPER	055	119TH DA ST	3,822.91	3,822.91			
OPER	056	STATE FEES-CIVIL	68,653.40	68,653.40			
FORT	058	119TH DA SPEC	25,357.56	25,357.56			
OPER	059	119TH DA OUTER CNTY	15,366.33	15,366.33			
CSCD	061	BIPP	2,055.81	2,055.81			
CSCD	062	AIC/CHAP PROGRAM	(65,149.59)	(65,149.59)			
CSCD	063	TAIP/CSC GRNT	76,789.76	76,789.76			
CSCD	064	D.T.P.	29,090.44	29,090.44			
CSCD	065	CSCD	1,349,647.13	1,349,647.13			
CSCD	066	CRTC	854,432.36	854,432.36			
CSCD	069	SUB. ABUSE	35,549.10	35,549.10			
OPER	071	ST & MPL FEES	18,525.20	18,525.20			
OPER	072	CCC	132,681.30	132,681.30			
OPER	073	GRAFFITI	637.55	637.55			
OPER	077	Unclaimed Property	33,090.36	33,090.36			
OPER	078	Bail Bond Board	787,228.30	80,000.00	247,228.30	460,000.00	
OPER	082	JUDICIAL-Dist/JP	50,743.38	50,743.38			
OPER	085	JUSTCT JP4 EQUIP	15,335.17	15,335.17			
BOND	089	2015 IS	1,237,118.44	1,237,118.44			
PAYL	095	PAYROLL	6,293.58	6,293.58			
OPER	097	LEOSE/Sheriff	23,343.17	23,343.17			
OPER	098	CRSFF	3,196.25	3,196.25			
OPER	100	CA LEOSE	1,154.96	1,154.96			

2

Detailed by Type Monies Held by Treasurer Spieker

May 2022 Ending Balance

<u>Bank</u>	<u>Account</u>	<u>#</u>	<u>FUND</u>	<u>TOTAL</u>	<u>Wells Fargo</u>	<u>Texas Class</u>	<u>CD's</u>	<u>Texpool</u> <u>TexpoolPrime</u>
OPER	101	17 Construction		0.00	0.00			
OPER	102	Const 1 LEOSE		4,006.33	4,006.33			
OPER	103	Const 2 LEOSE		8,995.16	8,995.16			
OPER	104	Const 3 LEOSE		4,221.32	4,221.32			
OPER	105	Const 4 LEOSE		1,685.42	1,685.42			
OPER	106	CRTRANS		0.00	0.00			
CSCD	109	TCOMI		38,358.28	38,358.28			
OPER	110	JDPF		44,342.80	44,342.80			
OPER	111	CJ EXCESS		21,750.76	21,750.76			
OPER	112	JUV Restitution		384.00	384.00			
OPER	114	Child Safety		32,048.25	32,048.25			
CSCD	116	CRTC-Female		1,146,324.38	1,146,324.38			
OPER	117	JUV Unclaimed Rest		5,086.84	5,086.84			
OPER	120	2018 Construction		551.40	551.40			
PAYL	125	PAYL-Benefit		0.00	0.00			
CSCD	150	CCP		4,928.03	4,928.03			
CSCD	155	CCP		34,869.96	34,869.96			
CSCD	156	CCP		16,524.26	16,524.26			
CSCD	157	Pretrail Diversion		57,087.73	57,087.73			
FORT	401	Sheriff		231,349.46	231,349.46			
JUV	503	Com Cor/Reg		104,335.31	104,335.31			
JUV	504	IV-E Prog Reg		147,819.59	147,819.59			
JUV	508	PSJPO/REG/123		14,115.03	14,115.03			
JUV	509	PY INT/Reg		12,151.02	12,151.02			
JUV	517	IV-E Prog Int Coke		10,025.12	10,025.12			
JUV	540	Grant "R" TGC		0.00	0.00			
JUV	541	Diversion TGC		0.00	0.00			
JUV	560	Basic Probation		22,174.86	22,174.86			
JUV	561	Community Programs		9,751.33	9,751.33			
JUV	562	Prepost SDJ		(8,604.53)	(8,604.53)			
JUV	563	Prepost SDJ		4,433.00	4,433.00			
JUV	564	Services Regional		1,415.94	1,415.94			



Detailed by Type Monies Held by Treasurer Spiekær

May 2022 Ending Balance

<u>Bank</u>							<u>Texpool</u>
<u>Account</u>	<u>#</u>	<u>FUND</u>	<u>TOTAL</u>	<u>Wells Fargo</u>	<u>Texas Class</u>	<u>CD's</u>	<u>TexpoolPrime</u>
JUV	570	Grant A Basic	12,264.47	12,264.47			
JUV	571	Grant A CP	41,097.21	41,097.21			
JUV	572	Grant A PPA	193,672.12	193,672.12			
JUV	573	Grant A CD	3,508.12	3,508.12			
JUV	574	Grant A MH	18,863.97	18,863.97			
JUV	582	TYC	44,470.55	44,470.55			
JUV	583	IV-E Program	1,209,045.74	1,209,045.74			
JUV	595	GRANT M	3,997.10	3,997.10			
JUV	596	GRANT S	22,631.45	22,631.45			
JUV	597	IV-E Prog Int TGC	61,355.52	61,355.52			
JUV	599	PY INTEREST	7,473.71	7,473.71			
OPER	600	Mandated	(12,688.49)	(12,688.49)			
OPER	613	DA Grants	(13,749.86)	(13,749.86)			
OPER	622	CV PUB DEF	(346,201.69)	(346,201.69)			
OPER	625	CA Grants	(6,748.58)	(6,748.58)			
OPER	665	Adult PROB Grants	0.00	0.00			
OPER	654	Sheriff Grants	(35,101.76)	(35,101.76)			
OPER	699	Misc Block Grants	8,714,237.69	1,202,006.78	4,511,795.44		3,000,435.47
		<b>TOTAL</b>	<b>\$71,393,715.64</b>	<b>\$ 19,693,494.49</b>	<b>\$30,591,433.85</b>	<b>\$7,590,800.43</b>	<b>\$13,517,986.87</b>

0.00 Verify Balance Versus GL  
 Net Zero **\$ 71,393,715.64**  
**11010 \$ 19,693,494.49**  
**115\*\* \$ 51,700,221.15**

4

# Trial Balance

Cash	11010
Securities	11512
Certificates of Deposits	11513
Texas Class	11515
Texpool	11517
Texpool Prime	11518



# TOM GREEN COUNTY



## ACCOUNT SUMMARY TRIAL BALANCE FOR FY22/MAY TO MAY

FUND 0001

ACCOUNT NAME	BEG. BALANCE	ORG	DEBITS	CREDITS	NET CHANGE	END BALANCE
0001 11010		0001				
CASH	4,306,554.41		9,194,764.47	11,434,795.99	-2,240,031.52	2,066,522.89
<b>TOTALS FOR FUND 0001</b>						
GENERAL FUND	4,306,554.41		9,194,764.47	11,434,795.99	-2,240,031.52	2,066,522.89
0005 ROAD & BRIDGE PRECINCT 1 & 3						
0005 11010		0005				
CASH	648,323.27		82,133.46	39,988.38	42,145.08	690,468.35
<b>TOTALS FOR FUND 0005</b>						
ROAD & BRIDGE PRECINCT 1 & 3	648,323.27		82,133.46	39,988.38	42,145.08	690,468.35
0006 ROAD & BRIDGE PRECINCT 2 & 4						
0006 11010		0006				
CASH	443,765.28		74,207.82	59,176.04	15,031.78	458,797.06
<b>TOTALS FOR FUND 0006</b>						
ROAD & BRIDGE PRECINCT 2 & 4	443,765.28		74,207.82	59,176.04	15,031.78	458,797.06
0009 CAFETERIA PLAN TRUST						
0009 11010		0009				
CASH	45,429.22		5,141.34	10,265.41	-5,124.07	40,305.15
<b>TOTALS FOR FUND 0009</b>						
CAFETERIA PLAN TRUST	45,429.22		5,141.34	10,265.41	-5,124.07	40,305.15
0010 COUNTY LAW LIBRARY						
0010 11010		0010				
CASH	119,263.43		6,802.08	5,080.18	1,721.90	120,985.33
<b>TOTALS FOR FUND 0010</b>						
COUNTY LAW LIBRARY	119,263.43		6,802.08	5,080.18	1,721.90	120,985.33
0011 CAFETERIA/ZP						
0011 11010		0011				
CASH	2,500.00		10,265.41	10,265.41	.00	2,500.00
<b>TOTALS FOR FUND 0011</b>						
CAFETERIA/ZP	2,500.00		10,265.41	10,265.41	.00	2,500.00
0012 JUSTICE COURT TECHNOLOGY						
0012 11010		0012				
CASH	32,728.97		2,063.10	.00	2,063.10	34,792.07
<b>TOTALS FOR FUND 0012</b>						
JUSTICE COURT TECHNOLOGY	32,728.97		2,063.10	.00	2,063.10	34,792.07
0013 DISTRICT CLERK TECHNOLOGY FUND						
0013 11010		0013				
CASH	66,581.75		342.14	.00	342.14	66,923.89

5

# TOM GREEN COUNTY



## ACCOUNT SUMMARY TRIAL BALANCE FOR FY22/MAY TO MAY

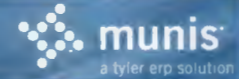
FUND 0014

ACCOUNT NAME	BEG. BALANCE	ORG	DEBITS	CREDITS	NET CHANGE	END BALANCE
<b>TOTALS FOR FUND 0013</b>						
DISTRICT CLERK TECHNOLOGY FUND	66,581.75		342.14	.00	342.14	66,923.89
<b>0014 LANGUAGE ACCESS FUND</b>						
0014 11010		0014				
CASH	2,293.56		1,067.18	.00	1,067.18	3,360.74
<b>TOTALS FOR FUND 0014</b>						
LANGUAGE ACCESS FUND	2,293.56		1,067.18	.00	1,067.18	3,360.74
<b>0015 LIBRARY DONATIONS</b>						
0015 11010		0015				
CASH	396,345.39		6,647.21	612.47	6,034.74	402,380.13
<b>TOTALS FOR FUND 0015</b>						
LIBRARY DONATIONS	396,345.39		6,647.21	612.47	6,034.74	402,380.13
<b>0016 COUNTY RECORDS MGMT FUND</b>						
0016 11010		0016				
CASH	11,715.96		180.37	.00	180.37	11,896.33
<b>TOTALS FOR FUND 0016</b>						
COUNTY RECORDS MGMT FUND	11,715.96		180.37	.00	180.37	11,896.33
<b>0018 COURTHOUSE SECURITY</b>						
0018 11010		0018				
CASH	36,656.17		6,285.37	441.89	5,843.48	42,499.65
<b>TOTALS FOR FUND 0018</b>						
COURTHOUSE SECURITY	36,656.17		6,285.37	441.89	5,843.48	42,499.65
<b>0019 COUNTY RECORDS MANAGEMENT</b>						
0019 11010		0019				
CASH	54,600.47		6,771.49	4,928.71	1,842.78	56,443.25
<b>TOTALS FOR FUND 0019</b>						
COUNTY RECORDS MANAGEMENT	54,600.47		6,771.49	4,928.71	1,842.78	56,443.25
<b>0021 CRISIS INTERVENTION DONATIONS</b>						
0021 11010		0021				
CASH	14,930.40		202.02	.00	202.02	15,132.42
<b>TOTALS FOR FUND 0021</b>						
CRISIS INTERVENTION DONATIONS	14,930.40		202.02	.00	202.02	15,132.42
<b>0022 LIBRARY BATES FUND</b>						
0022 11010		0022				
CASH	81,987.60		11.15	.00	11.15	81,998.75

6



# TOM GREEN COUNTY



## ACCOUNT SUMMARY TRIAL BALANCE FOR FY22/MAY TO MAY

FUND 0023

ACCOUNT ACCOUNT NAME	BEG. BALANCE	ORG	DEBITS	CREDITS	NET CHANGE	END BALANCE
TOTALS FOR FUND 0022						
LIBRARY BATES FUND	81,987.60		11.15	.00	11.15	81,998.75
0023 DISTRICT/COUNTY CRT TECH FUND						
0023 11010		0023				
CASH	17,150.22		265.49	.00	265.49	17,415.71
TOTALS FOR FUND 0023						
DISTRICT/COUNTY CRT TECH FUND	17,150.22		265.49	.00	265.49	17,415.71
0024 SPECIALTY COURT						
0024 11010		0024				
CASH	19,825.88		1,220.82	2.61	1,218.21	21,044.09
TOTALS FOR FUND 0024						
SPECIALTY COURT	19,825.88		1,220.82	2.61	1,218.21	21,044.09
0025 COURT FACILITY FEE FUND						
0025 11010		0025				
CASH	7,983.53		3,451.45	.00	3,451.45	11,434.98
TOTALS FOR FUND 0025						
COURT FACILITY FEE FUND	7,983.53		3,451.45	.00	3,451.45	11,434.98
0026 SPECIAL VENUE TRIALS RESERVE						
0026 11010		0026				
CASH	750,000.00		102.03	102.03	.00	750,000.00
TOTALS FOR FUND 0026						
SPECIAL VENUE TRIALS RESERVE	750,000.00		102.03	102.03	.00	750,000.00
0027 TX COMMUNITY DEV BLOCK GRANT						
0027 11010		0027				
CASH	5.00		.00	.00	.00	5.00
TOTALS FOR FUND 0027						
TX COMMUNITY DEV BLOCK GRANT	5.00		.00	.00	.00	5.00
0028 TRUANCY PREVENTION & DIVERSION						
0028 11010		0028				
CASH	89,060.50		2,170.35	11.91	2,158.44	91,218.94
TOTALS FOR FUND 0028						
TRUANCY PREVENTION & DIVERSION	89,060.50		2,170.35	11.91	2,158.44	91,218.94
0030 CNTY CLERK PRESERV & ARCHIVE						
0030 11010		0030				
CASH	327,137.44		19,795.30	533.00	19,262.30	346,399.74

7



**ACCOUNT SUMMARY TRIAL BALANCE FOR FY22/MAY TO MAY**

FUND 0031

ACCOUNT NAME	BEG. BALANCE	ORG	DEBITS	CREDITS	NET CHANGE	END BALANCE
<b>TOTALS FOR FUND 0030</b>						
CNTY CLERK PRESERV & ARCHIVE	327,137.44		19,795.30	533.00	19,262.30	346,399.74
<b>0031 GUARDIANSHIP FUND</b>						
0031 11010		0031				
CASH	17,801.00		1,665.97	.00	1,665.97	19,466.97
<b>TOTALS FOR FUND 0031</b>						
GUARDIANSHIP FUND	17,801.00		1,665.97	.00	1,665.97	19,466.97
<b>0032 CNTY CLERK ARCHIVE</b>						
0032 11010		0032				
CASH	298,771.94		17,644.92	8,795.43	8,849.49	307,621.43
<b>TOTALS FOR FUND 0032</b>						
CNTY CLERK ARCHIVE	298,771.94		17,644.92	8,795.43	8,849.49	307,621.43
<b>0035 CHILD ABUSE PREVENTION</b>						
0035 11010		0035				
CASH	95.83		8.00	.00	8.00	103.83
<b>TOTALS FOR FUND 0035</b>						
CHILD ABUSE PREVENTION	95.83		8.00	.00	8.00	103.83
<b>0036 THIRD COURT OF APPEALS</b>						
0036 11010		0036				
CASH	862.43		969.55	.15	969.40	1,831.83
<b>TOTALS FOR FUND 0036</b>						
THIRD COURT OF APPEALS	862.43		969.55	.15	969.40	1,831.83
<b>0037 JUSTICE COURT SECURITY</b>						
0037 11010		0037				
CASH	136,758.48		2,196.89	.00	2,196.89	138,955.37
<b>TOTALS FOR FUND 0037</b>						
JUSTICE COURT SECURITY	136,758.48		2,196.89	.00	2,196.89	138,955.37
<b>0038 WASTEWATER TREATMENT</b>						
0038 11010		0038				
CASH	540.00		320.06	.06	320.00	860.00
<b>TOTALS FOR FUND 0038</b>						
WASTEWATER TREATMENT	540.00		320.06	.06	320.00	860.00
<b>0040 JUDICIAL EDUCATION &amp; SUPPORT</b>						
0040 11010		0040				
CASH	641.78		272.28	.00	272.28	914.06

8

# TOM GREEN COUNTY



## ACCOUNT SUMMARY TRIAL BALANCE FOR FY22/MAY TO MAY

FUND 0041

ACCOUNT NAME	BEG. BALANCE	ORG	DEBITS	CREDITS	NET CHANGE	END BALANCE
TOTALS FOR FUND 0040						
JUDICIAL EDUCATION & SUPPORT	641.78		272.28	.00	272.28	914.06
0041 CA PRETRIAL DIVERSION FUND						
0041 11010		0041				
CASH	57,850.05		9,507.56	1,568.87	7,938.69	65,788.74
TOTALS FOR FUND 0041						
CA PRETRIAL DIVERSION FUND	57,850.05		9,507.56	1,568.87	7,938.69	65,788.74
0043 DA PRETRIAL DIVERSION FUND						
0043 11010		0043				
CASH	81,349.74		5,011.01	2,268.98	2,742.03	84,091.77
TOTALS FOR FUND 0043						
DA PRETRIAL DIVERSION FUND	81,349.74		5,011.01	2,268.98	2,742.03	84,091.77
0044 COURT REPORTER SERVICE						
0044 11010		0044				
CASH	9,979.43		4,314.32	.00	4,314.32	14,293.75
TOTALS FOR FUND 0044						
COURT REPORTER SERVICE	9,979.43		4,314.32	.00	4,314.32	14,293.75
0045 COUNTY ATTY FEE						
0045 11010		0045				
CASH	3,788.93		390.54	313.92	76.62	3,865.55
TOTALS FOR FUND 0045						
COUNTY ATTY FEE	3,788.93		390.54	313.92	76.62	3,865.55
0046 COUNTY JURY FUND						
0046 11010		0046				
CASH	3,991.70		1,725.70	.00	1,725.70	5,717.40
TOTALS FOR FUND 0046						
COUNTY JURY FUND	3,991.70		1,725.70	.00	1,725.70	5,717.40
0047 JUROR DONATIONS						
0047 11010		0047				
CASH	1,500.00		.21	.21	.00	1,500.00
TOTALS FOR FUND 0047						
JUROR DONATIONS	1,500.00		.21	.21	.00	1,500.00
0048 ELECTION CONTRACT SERVICES						
0048 11010		0048				
CASH	120,171.83		704.97	1,664.32	-959.35	119,212.48

9



# TOM GREEN COUNTY



## ACCOUNT SUMMARY TRIAL BALANCE FOR FY22/MAY TO MAY

FUND 0050

ACCOUNT NAME	BEG. BALANCE	ORG	DEBITS	CREDITS	NET CHANGE	END BALANCE
TOTALS FOR FUND 0048						
ELECTION CONTRACT SERVICES	120,171.83		704.97	1,664.32	-959.35	119,212.48
0050 51ST DISTRICT ATTY FEE						
0050 11010		0050				
CASH	3,089.12		46.17	.00	46.17	3,135.29
TOTALS FOR FUND 0050						
51ST DISTRICT ATTY FEE	3,089.12		46.17	.00	46.17	3,135.29
0051 LATERAL ROAD						
0051 11010		0051				
CASH	39,865.61		5.42	.00	5.42	39,871.03
TOTALS FOR FUND 0051						
LATERAL ROAD	39,865.61		5.42	.00	5.42	39,871.03
0052 51ST DISTRICT ATTY FORFEITURE						
0052 11010		0052				
CASH	708,148.56		1,620.58	14,901.80	-13,281.22	694,867.34
TOTALS FOR FUND 0052						
51ST DISTRICT ATTY FORFEITURE	708,148.56		1,620.58	14,901.80	-13,281.22	694,867.34
0053 51ST DA OUTERCOUNTY						
0053 11010		0053				
CASH	12,120.07		3,376.71	1,000.90	2,375.81	14,495.88
TOTALS FOR FUND 0053						
51ST DA OUTERCOUNTY	12,120.07		3,376.71	1,000.90	2,375.81	14,495.88
0054 LOCAL PROVIDER PARTICIPATION						
0054 11010		0054				
CASH	9,610,673.67		161,432.50	5,301,490.85	-5,140,058.35	4,470,615.32
TOTALS FOR FUND 0054						
LOCAL PROVIDER PARTICIPATION	9,610,673.67		161,432.50	5,301,490.85	-5,140,058.35	4,470,615.32
0055 119TH DISTRICT ATTY FEE						
0055 11010		0055				
CASH	3,747.41		75.50	.00	75.50	3,822.91
TOTALS FOR FUND 0055						
119TH DISTRICT ATTY FEE	3,747.41		75.50	.00	75.50	3,822.91
0056 CIVIL STATE FEES						
0056 11010		0056				
CASH	32,069.04		36,595.92	11.56	36,584.36	68,653.40

10



# TOM GREEN COUNTY



## ACCOUNT SUMMARY TRIAL BALANCE FOR FY22/MAY TO MAY

FUND 0058

ACCOUNT NAME	BEG. BALANCE	ORG	DEBITS	CREDITS	NET CHANGE	END BALANCE
TOTALS FOR FUND 0056						
CIVIL STATE FEES	32,069.04		36,595.92	11.56	36,584.36	68,653.40
0058 119TH DISTRICT ATTY FORFEITURE						
0058 11010		0058				
CASH	26,326.31		3.57	972.32	-968.75	25,357.56
TOTALS FOR FUND 0058						
119TH DISTRICT ATTY FORFEITURE	26,326.31		3.57	972.32	-968.75	25,357.56
0059 119TH DA OUTERCOUNTY						
0059 11010		0059				
CASH	23,301.79		3.41	7,938.87	-7,935.46	15,366.33
TOTALS FOR FUND 0059						
119TH DA OUTERCOUNTY	23,301.79		3.41	7,938.87	-7,935.46	15,366.33
0061 BATTERING INTER & PREV PRGM						
0061 11010		0061				
CASH	4,692.31		1,194.49	3,830.99	-2,636.50	2,055.81
TOTALS FOR FUND 0061						
BATTERING INTER & PREV PRGM	4,692.31		1,194.49	3,830.99	-2,636.50	2,055.81
0062 AIC/ACC ADDITIONAL FUNDING						
0062 11010		0062				
CASH	-32,609.82		770.00	33,309.77	-32,539.77	-65,149.59
TOTALS FOR FUND 0062						
AIC/ACC ADDITIONAL FUNDING	-32,609.82		770.00	33,309.77	-32,539.77	-65,149.59
0063 CONCHO VALLEY TAIP						
0063 11010		0063				
CASH	87,046.40		2,951.42	13,208.06	-10,256.64	76,789.76
TOTALS FOR FUND 0063						
CONCHO VALLEY TAIP	87,046.40		2,951.42	13,208.06	-10,256.64	76,789.76
0064 CONCHO VALLEY DRUG COURT						
0064 11010		0064				
CASH	31,547.57		2,289.12	4,746.25	-2,457.13	29,090.44
TOTALS FOR FUND 0064						
CONCHO VALLEY DRUG COURT	31,547.57		2,289.12	4,746.25	-2,457.13	29,090.44
0065 CSCD BASIC SUPERVISION						
0065 11010		0065				
CASH	1,399,240.11		160,700.65	210,293.63	-49,592.98	1,349,647.13

11

**ACCOUNT SUMMARY TRIAL BALANCE FOR FY22/MAY TO MAY**

FUND 0066

ACCOUNT NAME	BEG. BALANCE	ORG	DEBITS	CREDITS	NET CHANGE	END BALANCE
TOTALS FOR FUND 0065						
CSCD BASIC SUPERVISION	1,399,240.11		160,700.65	210,293.63	-49,592.98	1,349,647.13
0066 CRTC MALE CCF						
0066 11010		0066				
CASH	991,317.27		32,767.91	169,652.82	-136,884.91	854,432.36
TOTALS FOR FUND 0066						
CRTC MALE CCF	991,317.27		32,767.91	169,652.82	-136,884.91	854,432.36
0069 SUBSTANCE ABUSE CASELOAD						
0069 11010		0069				
CASH	49,123.74		4,531.98	18,106.62	-13,574.64	35,549.10
TOTALS FOR FUND 0069						
SUBSTANCE ABUSE CASELOAD	49,123.74		4,531.98	18,106.62	-13,574.64	35,549.10
0071 STATE & MUNICIPAL FEES						
0071 11010		0071				
CASH	13,403.54		17,801.41	12,679.75	5,121.66	18,525.20
TOTALS FOR FUND 0071						
STATE & MUNICIPAL FEES	13,403.54		17,801.41	12,679.75	5,121.66	18,525.20
0072 CRIMINAL STATE FEES						
0072 11010		0072				
CASH	65,175.30		67,536.25	30.25	67,506.00	132,681.30
TOTALS FOR FUND 0072						
CRIMINAL STATE FEES	65,175.30		67,536.25	30.25	67,506.00	132,681.30
0073 GRAFFITI ERADICATION						
0073 11010		0073				
CASH	637.46		.09	.00	.09	637.55
TOTALS FOR FUND 0073						
GRAFFITI ERADICATION	637.46		.09	.00	.09	637.55
0077 UNCLAIMED PROPERTY FUND						
0077 11010		0077				
CASH	32,806.03		288.79	4.46	284.33	33,090.36
TOTALS FOR FUND 0077						
UNCLAIMED PROPERTY FUND	32,806.03		288.79	4.46	284.33	33,090.36
0078 BAIL BOND COLLATERAL						
0078 11010		0078				
CASH	80,000.00		9.34	9.34	.00	80,000.00

12



**TOM GREEN COUNTY**



**ACCOUNT SUMMARY TRIAL BALANCE FOR FY22/MAY TO MAY**

FUND 0082

ACCOUNT ACCOUNT NAME	BEG. BALANCE	ORG	DEBITS	CREDITS	NET CHANGE	END BALANCE
TOTALS FOR FUND 0078						
BAIL BOND COLLATERAL	80,000.00		9.34	9.34	.00	80,000.00
0082 JUDICIAL EFFICIENCY						
0082 11010		0082				
CASH	48,984.54		1,896.94	138.10	1,758.84	50,743.38
TOTALS FOR FUND 0082						
JUDICIAL EFFICIENCY	48,984.54		1,896.94	138.10	1,758.84	50,743.38
0085 JUSTICE COURT SUPPORT FUND						
0085 11010		0085				
CASH	11,002.48		4,578.79	246.10	4,332.69	15,335.17
TOTALS FOR FUND 0085						
JUSTICE COURT SUPPORT FUND	11,002.48		4,578.79	246.10	4,332.69	15,335.17
0089 COB INTEREST & SINKING						
0089 11010		0089				
CASH	1,185,012.70		52,105.74	.00	52,105.74	1,237,118.44
TOTALS FOR FUND 0089						
COB INTEREST & SINKING	1,185,012.70		52,105.74	.00	52,105.74	1,237,118.44
0095 PAYROLL						
0095 11010		0095				
CASH	6,328.68		4,634,173.95	4,634,209.05	-35.10	6,293.58
TOTALS FOR FUND 0095						
PAYROLL	6,328.68		4,634,173.95	4,634,209.05	-35.10	6,293.58
0097 SHERIFF LEOSE						
0097 11010		0097				
CASH	24,595.34		3.47	1,255.64	-1,252.17	23,343.17
TOTALS FOR FUND 0097						
SHERIFF LEOSE	24,595.34		3.47	1,255.64	-1,252.17	23,343.17
0098 CHILD RESTRAINT STATE FEE						
0098 11010		0098				
CASH	2,614.80		581.77	.32	581.45	3,196.25
TOTALS FOR FUND 0098						
CHILD RESTRAINT STATE FEE	2,614.80		581.77	.32	581.45	3,196.25
0100 COUNTY ATTORNEY LEOSE						
0100 11010		0100				
CASH	1,154.80		.16	.00	.16	1,154.96

13



**ACCOUNT SUMMARY TRIAL BALANCE FOR FY22/MAY TO MAY**

FUND 0102

ACCOUNT NAME	BEG. BALANCE	ORG	DEBITS	CREDITS	NET CHANGE	END BALANCE
TOTALS FOR FUND 0100						
COUNTY ATTORNEY LEOSE	1,154.80		.16	.00	.16	1,154.96
0102 CONSTABLE #1 LEOSE						
0102 11010 CASH	4,005.79	0102	.54	.00	.54	4,006.33
TOTALS FOR FUND 0102						
CONSTABLE #1 LEOSE	4,005.79		.54	.00	.54	4,006.33
0103 CONSTABLE #2 LEOSE						
0103 11010 CASH	8,993.94	0103	1.22	.00	1.22	8,995.16
TOTALS FOR FUND 0103						
CONSTABLE #2 LEOSE	8,993.94		1.22	.00	1.22	8,995.16
0104 CONSTABLE #3 LEOSE						
0104 11010 CASH	4,220.75	0104	.57	.00	.57	4,221.32
TOTALS FOR FUND 0104						
CONSTABLE #3 LEOSE	4,220.75		.57	.00	.57	4,221.32
0105 CONSTABLE #4 LEOSE						
0105 11010 CASH	2,355.65	0105	.32	670.55	-670.23	1,685.42
TOTALS FOR FUND 0105						
CONSTABLE #4 LEOSE	2,355.65		.32	670.55	-670.23	1,685.42
0109 MHI SPEC NEEDS OFFENDER						
0109 11010 CASH	41,621.66	0109	1,298.42	4,561.80	-3,263.38	38,358.28
TOTALS FOR FUND 0109						
MHI SPEC NEEDS OFFENDER	41,621.66		1,298.42	4,561.80	-3,263.38	38,358.28
0110 JUVENILE DEFERRED PROCESSING						
0110 11010 CASH	44,199.80	0110	143.00	.00	143.00	44,342.80
TOTALS FOR FUND 0110						
JUVENILE DEFERRED PROCESSING	44,199.80		143.00	.00	143.00	44,342.80
0111 EXCESS CONTRIBUTIONS						
0111 11010 CASH	21,747.80	0111	2.96	.00	2.96	21,750.76

14

**TOM GREEN COUNTY**



**ACCOUNT SUMMARY TRIAL BALANCE FOR FY22/MAY TO MAY**

FUND 0112

ACCOUNT NAME	BEG. BALANCE	ORG	DEBITS	CREDITS	NET CHANGE	END BALANCE
<b>TOTALS FOR FUND 0111</b>						
EXCESS CONTRIBUTIONS	21,747.80		2.96	.00	2.96	21,750.76
<b>0112 JUVENILE RESTITUTION</b>						
0112 11010 CASH	50.00	0112	334.00	.00	334.00	384.00
<b>TOTALS FOR FUND 0112</b>						
JUVENILE RESTITUTION	50.00		334.00	.00	334.00	384.00
<b>0114 CHILD SAFETY FEE COUNTY SHARE</b>						
0114 11010 CASH	37,281.20	0114	2,659.05	7,892.00	-5,232.95	32,048.25
<b>TOTALS FOR FUND 0114</b>						
CHILD SAFETY FEE COUNTY SHARE	37,281.20		2,659.05	7,892.00	-5,232.95	32,048.25
<b>0116 CRTG FEMALE CCF</b>						
0116 11010 CASH	1,323,008.44	0116	35,942.09	212,626.15	-176,684.06	1,146,324.38
<b>TOTALS FOR FUND 0116</b>						
CRTG FEMALE CCF	1,323,008.44		35,942.09	212,626.15	-176,684.06	1,146,324.38
<b>0117 JUVENILE UNCLAIMED RESTITUTION</b>						
0117 11010 CASH	5,086.15	0117	.69	.00	.69	5,086.84
<b>TOTALS FOR FUND 0117</b>						
JUVENILE UNCLAIMED RESTITUTION	5,086.15		.69	.00	.69	5,086.84
<b>0120 2018 COB CAPITAL PROJECTS</b>						
0120 11010 CASH	36,536.39	0120	145,098.12	181,083.11	-35,984.99	551.40
<b>TOTALS FOR FUND 0120</b>						
2018 COB CAPITAL PROJECTS	36,536.39		145,098.12	181,083.11	-35,984.99	551.40
<b>0125 TGC BENEFITS TRUST</b>						
0125 11010 CASH	.00	0125	434,928.97	434,928.97	.00	.00
<b>TOTALS FOR FUND 0125</b>						
TGC BENEFITS TRUST	.00		434,928.97	434,928.97	.00	.00
<b>0150 COMMUNITY RE-ENRICHMENT WORK</b>						
0150 11010 CASH	13,975.81	0150	2,090.33	11,138.11	-9,047.78	4,928.03

15



**ACCOUNT SUMMARY TRIAL BALANCE FOR FY22/MAY TO MAY**

FUND 0155

ACCOUNT NAME	BEG. BALANCE	ORG	DEBITS	CREDITS	NET CHANGE	END BALANCE
TOTALS FOR FUND 0150						
COMMUNITY RE-ENRICHMENT WORK	13,975.81		2,090.33	11,138.11	-9,047.78	4,928.03
0155 DOMESTIC VIOLENCE CASELOAD						
0155 11010 CASH	37,770.51	0155	1,420.92	4,321.47	-2,900.55	34,869.96
TOTALS FOR FUND 0155						
DOMESTIC VIOLENCE CASELOAD	37,770.51		1,420.92	4,321.47	-2,900.55	34,869.96
0156 SEX OFFENDER COUNSELING						
0156 11010 CASH	23,522.19	0156	3,319.07	10,317.00	-6,997.93	16,524.26
TOTALS FOR FUND 0156						
SEX OFFENDER COUNSELING	23,522.19		3,319.07	10,317.00	-6,997.93	16,524.26
0157 PRETRIAL DIVERSION PROGRAM						
0157 11010 CASH	64,240.40	0157	2,594.30	9,746.97	-7,152.67	57,087.73
TOTALS FOR FUND 0157						
PRETRIAL DIVERSION PROGRAM	64,240.40		2,594.30	9,746.97	-7,152.67	57,087.73
0401 SHERIFF FORFEITURE						
0401 11010 CASH	230,969.47	0401	2,027.75	1,647.76	379.99	231,349.46
TOTALS FOR FUND 0401						
SHERIFF FORFEITURE	230,969.47		2,027.75	1,647.76	379.99	231,349.46
0500 STATE AID REGIONAL						
0500 11010 CASH	.00	0500	93,048.26	93,048.26	.00	.00
TOTALS FOR FUND 0500						
STATE AID REGIONAL	.00		93,048.26	93,048.26	.00	.00
0503 COMM CORRECTIONS LOCAL						
0503 11010 CASH	106,976.50	0503	14.60	2,655.79	-2,641.19	104,335.31
TOTALS FOR FUND 0503						
COMM CORRECTIONS LOCAL	106,976.50		14.60	2,655.79	-2,641.19	104,335.31
0504 TITLE IV E REGIONAL						
0504 11010 CASH	147,819.59	0504	20.04	20.04	.00	147,819.59



**TOM GREEN COUNTY**



**ACCOUNT SUMMARY TRIAL BALANCE FOR FY22/MAY TO MAY**

FUND 0508

ACCOUNT NAME	BEG. BALANCE	ORG	DEBITS	CREDITS	NET CHANGE	END BALANCE
<b>TOTALS FOR FUND 0504</b>						
TITLE IV E REGIONAL	147,819.59		20.04	20.04	.00	147,819.59
<b>0508 TYC REGIONAL</b>						
0508 11010 CASH	14,115.03	0508	1.91	1.91	.00	14,115.03
<b>TOTALS FOR FUND 0508</b>						
TYC REGIONAL	14,115.03		1.91	1.91	.00	14,115.03
<b>0509 PRIOR YR INTEREST REGIONAL</b>						
0509 11010 CASH	12,128.40	0509	22.62	.00	22.62	12,151.02
<b>TOTALS FOR FUND 0509</b>						
PRIOR YR INTEREST REGIONAL	12,128.40		22.62	.00	22.62	12,151.02
<b>0517 TITLE IV E INT COKE</b>						
0517 11010 CASH	10,005.08	0517	20.04	.00	20.04	10,025.12
<b>TOTALS FOR FUND 0517</b>						
TITLE IV E INT COKE	10,005.08		20.04	.00	20.04	10,025.12
<b>0560 BASIC PROBATION SERVICES-REG</b>						
0560 11010 CASH	21,056.77	0560	8,882.75	7,764.66	1,118.09	22,174.86
<b>TOTALS FOR FUND 0560</b>						
BASIC PROBATION SERVICES-REG	21,056.77		8,882.75	7,764.66	1,118.09	22,174.86
<b>0561 COMMUNITY PROGRAMS-REGIONAL</b>						
0561 11010 CASH	9,491.98	0561	3,578.10	3,318.75	259.35	9,751.33
<b>TOTALS FOR FUND 0561</b>						
COMMUNITY PROGRAMS-REGIONAL	9,491.98		3,578.10	3,318.75	259.35	9,751.33
<b>0562 PRE &amp; POST ADJUDICATION - REG</b>						
0562 11010 CASH	-11,199.53	0562	2,595.00	.00	2,595.00	-8,604.53
<b>TOTALS FOR FUND 0562</b>						
PRE & POST ADJUDICATION - REG	-11,199.53		2,595.00	.00	2,595.00	-8,604.53
<b>0563 COMMITMENT DIVERSION - REG</b>						
0563 11010 CASH	3,990.00	0563	443.49	.49	443.00	4,433.00

17

**ACCOUNT SUMMARY TRIAL BALANCE FOR FY22/MAY TO MAY**

FUND 0564

ACCOUNT ACCOUNT NAME	BEG. BALANCE	ORG	DEBITS	CREDITS	NET CHANGE	END BALANCE
TOTALS FOR FUND 0563						
COMMITMENT DIVERSION - REG	3,990.00		443.49	.49	443.00	4,433.00
0564 MENTAL HEALTH SERVICES - REG						
0564 11010		0564				
CASH	1,353.87		933.13	871.06	62.07	1,415.94
TOTALS FOR FUND 0564						
MENTAL HEALTH SERVICES - REG	1,353.87		933.13	871.06	62.07	1,415.94
0570 BASIC PROBATION SUPERVISION						
0570 11010		0570				
CASH	11,576.89		8,640.78	7,953.20	687.58	12,264.47
TOTALS FOR FUND 0570						
BASIC PROBATION SUPERVISION	11,576.89		8,640.78	7,953.20	687.58	12,264.47
0571 COMMUNITY PROGRAMS						
0571 11010		0571				
CASH	30,597.73		20,543.62	10,044.14	10,499.48	41,097.21
TOTALS FOR FUND 0571						
COMMUNITY PROGRAMS	30,597.73		20,543.62	10,044.14	10,499.48	41,097.21
0572 PRE & POST ADJUDICATION						
0572 11010		0572				
CASH	192,827.32		32,095.24	31,250.44	844.80	193,672.12
TOTALS FOR FUND 0572						
PRE & POST ADJUDICATION	192,827.32		32,095.24	31,250.44	844.80	193,672.12
0573 COMMITMENT DIVERSION						
0573 11010		0573				
CASH	2,129.12		1,379.14	.14	1,379.00	3,508.12
TOTALS FOR FUND 0573						
COMMITMENT DIVERSION	2,129.12		1,379.14	.14	1,379.00	3,508.12
0574 MENTAL HEALTH SERVICES						
0574 11010		0574				
CASH	18,354.67		4,992.13	4,482.83	509.30	18,863.97
TOTALS FOR FUND 0574						
MENTAL HEALTH SERVICES	18,354.67		4,992.13	4,482.83	509.30	18,863.97
0582 TYC TGC PAROLE SERVICES						
0582 11010		0582				
CASH	44,870.55		6.08	406.08	-400.00	44,470.55



# TOM GREEN COUNTY



## ACCOUNT SUMMARY TRIAL BALANCE FOR FY22/MAY TO MAY

FUND 0583

ACCOUNT NAME	BEG. BALANCE	ORG	DEBITS	CREDITS	NET CHANGE	END BALANCE
TOTALS FOR FUND 0582						
TYC TGC PAROLE SERVICES	44,870.55		6.08	406.08	-400.00	44,470.55
0583 TITLE IV E TGC						
0583 11010		0583				
CASH	1,211,929.84		164.47	3,048.57	-2,884.10	1,209,045.74
TOTALS FOR FUND 0583						
TITLE IV E TGC	1,211,929.84		164.47	3,048.57	-2,884.10	1,209,045.74
0595 SPECIAL NEEDS DIVERSIONARY PRM						
0595 11010		0595				
CASH	3,827.24		2,662.38	2,492.52	169.86	3,997.10
TOTALS FOR FUND 0595						
SPECIAL NEEDS DIVERSIONARY PRM	3,827.24		2,662.38	2,492.52	169.86	3,997.10
0596 PIDPP - GRANT "S"						
0596 11010		0596				
CASH	16,538.45		6,095.40	2.40	6,093.00	22,631.45
TOTALS FOR FUND 0596						
PIDPP - GRANT "S"	16,538.45		6,095.40	2.40	6,093.00	22,631.45
0597 TITLE IV E INT TGC						
0597 11010		0597				
CASH	61,191.05		164.47	.00	164.47	61,355.52
TOTALS FOR FUND 0597						
TITLE IV E INT TGC	61,191.05		164.47	.00	164.47	61,355.52
0599 PRIOR YR INTEREST TGC						
0599 11010		0599				
CASH	7,430.93		42.78	.00	42.78	7,473.71
TOTALS FOR FUND 0599						
PRIOR YR INTEREST TGC	7,430.93		42.78	.00	42.78	7,473.71
0600 REIM FOR MANDATED FUNDING						
0600 11010		0600				
CASH	-11,514.88		4,126.45	5,300.06	-1,173.61	-12,688.49
TOTALS FOR FUND 0600						
REIM FOR MANDATED FUNDING	-11,514.88		4,126.45	5,300.06	-1,173.61	-12,688.49
0613 DISTRICT ATTY GRANTS						
0613 11010		0613				
CASH	-16,154.02		8,878.91	6,474.75	2,404.16	-13,749.86

19



# TOM GREEN COUNTY



## ACCOUNT SUMMARY TRIAL BALANCE FOR FY22/MAY TO MAY

FUND 0622

ACCOUNT NAME	BEG. BALANCE	ORG	DEBITS	CREDITS	NET CHANGE	END BALANCE
<b>TOTALS FOR FUND 0613</b>						
DISTRICT ATTY GRANTS	-16,154.02		8,878.91	6,474.75	2,404.16	-13,749.86
<b>0622 CONCHO VALLEY PUBLIC DEFENDER</b>						
0622 11010 CASH	-199,970.91	0622	.00	146,230.78	-146,230.78	-346,201.69
<b>TOTALS FOR FUND 0622</b>						
CONCHO VALLEY PUBLIC DEFENDER	-199,970.91		.00	146,230.78	-146,230.78	-346,201.69
<b>0625 COUNTY ATTY GRANTS</b>						
0625 11010 CASH	-6,748.58	0625	3,374.29	3,374.29	.00	-6,748.58
<b>TOTALS FOR FUND 0625</b>						
COUNTY ATTY GRANTS	-6,748.58		3,374.29	3,374.29	.00	-6,748.58
<b>0654 SHERIFF GRANTS</b>						
0654 11010 CASH	-34,676.52	0654	3,443.04	3,868.28	-425.24	-35,101.76
<b>TOTALS FOR FUND 0654</b>						
SHERIFF GRANTS	-34,676.52		3,443.04	3,868.28	-425.24	-35,101.76
<b>0699 BLOCK GRANTS</b>						
0699 11010 CASH	1,311,680.08	0699	1,230,730.82	1,340,404.12	-109,673.30	1,202,006.78
<b>TOTALS FOR FUND 0699</b>						
BLOCK GRANTS	1,311,680.08		1,230,730.82	1,340,404.12	-109,673.30	1,202,006.78
<b>REPORT TOTALS</b>	<b>27,529,569.02</b>		<b>16,724,726.34</b>	<b>24,560,800.87</b>	<b>-7,836,074.53</b>	<b>19,693,494.49</b>
** END OF REPORT - Generated by ADAM NUNEZ **						

20

# TOM GREEN COUNTY



## ACCOUNT SUMMARY TRIAL BALANCE FOR FY22/MAY TO MAY

FUND 0001

ACCOUNT NAME	BEG. BALANCE	ORG	DEBITS	CREDITS	NET CHANGE	END BALANCE
0001 11513		0001				
CERTIFICATE OF DEPOSITS	3,936,193.43		1,117.82	254,510.82	-253,393.00	3,682,800.43
0001 11513 WELLS		0001				
CERTIFICATE OF DEPOSITS	.00		3,448,000.00	.00	3,448,000.00	3,448,000.00
0001 11515		0001				
TEXAS CLASS	28,574,053.83		1,258,452.15	4,000,095.87	-2,741,643.72	25,832,410.11
0001 11517		0001				
TEXPOOL INVESTMENTS	5,253,602.69		1,313.79	.00	1,313.79	5,254,916.48
0001 11518		0001				
TEXPOOL PRIME INVESTMENTS	5,259,618.83		3,016.09	.00	3,016.09	5,262,634.92
<b>TOTALS FOR FUND 0001</b>						
GENERAL FUND	43,023,468.78		4,711,899.85	4,254,606.69	457,293.16	43,480,761.94
<b>0078 BAIL BOND COLLATERAL</b>						
0078 11513		0078				
CERTIFICATE OF DEPOSITS	460,000.00		.00	.00	.00	460,000.00
0078 11515 CLEAR		0078				
TEXAS CLASS	200,106.21		77.64	.00	77.64	200,183.85
0078 11515 JENKI		0078				
TEXAS CLASS	20,011.20		7.76	.00	7.76	20,018.96
0078 11515 QUICK		0078				
TEXAS CLASS	27,015.02		10.47	.00	10.47	27,025.49
<b>TOTALS FOR FUND 0078</b>						
BAIL BOND COLLATERAL	707,132.43		95.87	.00	95.87	707,228.30
<b>0120 2018 COB CAPITAL PROJECTS</b>						
0120 11515		0120				
TEXAS CLASS	145,035.75		56.27	145,092.02	-145,035.75	.00
<b>TOTALS FOR FUND 0120</b>						
2018 COB CAPITAL PROJECTS	145,035.75		56.27	145,092.02	-145,035.75	.00
<b>0699 BLOCK GRANTS</b>						
0699 11515 21011		0699				
TEXAS CLASS	5,611,795.44		.00	1,100,000.00	-1,100,000.00	4,511,795.44
0699 11518 21011		0699				
TEXPOOL PRIME INVESTMENTS	3,000,435.47		.00	.00	.00	3,000,435.47
<b>TOTALS FOR FUND 0699</b>						
BLOCK GRANTS	8,612,230.91		.00	1,100,000.00	-1,100,000.00	7,512,230.91
<b>REPORT TOTALS</b>	<b>52,487,867.87</b>		<b>4,712,051.99</b>	<b>5,499,698.71</b>	<b>-787,646.72</b>	<b>51,700,221.15</b>

\*\* END OF REPORT - Generated by ADAM NUNEZ \*\*

21

Interest Earned

Bank Service Charge

Credit Card Balance

Electronic Filing Balance



**Wells Fargo (Oper)****Texas Class (Annual Yield)**

Interest Earned (Posted)	Interest Rate (Posted)	Interest Variance (Posted)	Fiscal	Interest Earned	Interest Rate	Interest Variance
\$ 1,216.36	0.1600%		<b>Oct-21</b>	\$ 715.33	0.0435%	
\$ 1,014.08	0.1600%	0.0000%	<b>Nov-21</b>	\$ 811.35	0.0539%	0.0104%
\$ 1,308.43	0.1600%	0.0000%	<b>Dec-21</b>	\$ 1,077.16	0.0692%	0.0153%
\$ 1,781.44	0.1600%	0.0000%	<b>Jan-22</b>	\$ 1,775.19	0.0965%	0.0273%
\$ 1,715.04	0.1600%	0.0000%	<b>Feb-22</b>	\$ 2,741.56	0.1229%	0.0264%
\$ 1,503.93	0.1600%	0.0000%	<b>Mar-22</b>	\$ 8,041.54	0.2857%	0.1628%
\$ 1,485.24	0.1600%	0.0000%	<b>Apr-22</b>	\$ 13,320.53	0.4720%	0.1863%
\$ 1,274.74	0.1600%	0.0000%	<b>May-22</b>	\$ 22,244.40	0.8130%	0.3410%
\$ -	0.0000%	0.0000%	<b>Jun-22</b>	\$ -	0.0000%	0.0000%
\$ -	0.0000%	0.0000%	<b>Jul-22</b>	\$ -	0.0000%	0.0000%
\$ -	0.0000%	0.0000%	<b>Aug-22</b>	\$ -	0.0000%	0.0000%
\$ -	0.0000%	0.0000%	<b>Sep-22</b>	\$ -	0.0000%	0.0000%
\$ 11,299.26	0.1600%		<b>TTD</b>	\$ 50,727.06	0.2446%	

\* Wells Fargo Interest is only for the OPER Account - the Munis detail will include all bank accounts

**Texpool (Avg Monthly Rate)****Texpool Prime (Avg Mthly Rate)**

Interest Earned	Interest Rate	Interest Variance	Fiscal	Interest Earned	Interest Rate	Interest Variance
\$ 157.81	0.0353%		<b>Oct-21</b>	\$ 431.23	0.0615%	
\$ 164.08	0.0381%	0.0028%	<b>Nov-21</b>	\$ 448.91	0.0663%	0.0048%
\$ 167.55	0.0376%	-0.0005%	<b>Dec-21</b>	\$ 633.58	0.0904%	0.0241%
\$ 167.57	0.0376%	0.0000%	<b>Jan-22</b>	\$ 684.14	0.0975%	0.0071%
\$ 254.65	0.0632%	0.0256%	<b>Feb-22</b>	\$ 720.27	0.1137%	0.0162%
\$ 685.46	0.1536%	0.0904%	<b>Mar-22</b>	\$ 1,905.09	0.2716%	0.1579%
\$ 1,313.79	0.3042%	0.1506%	<b>Apr-22</b>	\$ 3,016.09	0.4443%	0.1727%
\$ 2,779.53	0.6228%	0.3186%	<b>May-22</b>	\$ 5,701.98	0.8125%	0.3682%
\$ -	0.0000%	0.0000%	<b>Jun-22</b>	\$ -	0.0000%	0.0000%
\$ -	0.0000%	0.0000%	<b>Jul-22</b>	\$ -	0.0000%	0.0000%
\$ -	0.0000%	0.0000%	<b>Aug-22</b>	\$ -	0.0000%	0.0000%
\$ -	0.0000%	0.0000%	<b>Sep-22</b>	\$ -	0.0000%	0.0000%
\$ 5,690.44	0.1616%		<b>TTD</b>	\$ 13,541.29	0.2447%	

06/10/2022  
09:45:21

TOM GREEN COUNTY  
INTEREST

PAGE 1  
glflxrpt

FROM 2022 01 TO 2022 13

	ORIGINAL APPROP	TRANFRS/ ADJSTMTS	REVISED BUDGET	ACTUALS	ENCUMBRANCES	AVAILABLE BUDGET	PCT USED
43701 DEPOSITORY INTEREST	22,555	0	22,655	24,848.66	.00	-2,193.66	109.7%
TOTAL REVENUES	22,655	0	22,655	24,848.66	.00	-2,193.66	
43702 TX CLASS ASSET SECURITY INT	0	0	0	.00	.00	.00	.0%
43703 CERTIFICATE OF DEPOSIT INTERES	30,000	0	30,000	9,557.81	.00	20,442.19	31.9%
TOTAL REVENUES	30,000	0	30,000	9,557.81	.00	20,442.19	
43705 TEXAS CLASS INTEREST	23,900	0	23,900	50,727.06	.00	-26,827.06	212.2%
TOTAL REVENUES	23,900	0	23,900	50,727.06	.00	-26,827.06	
43707 TEXPOOL INTEREST	5,000	0	5,000	5,690.44	.00	-690.44	113.8%
TOTAL REVENUES	5,000	0	5,000	5,690.44	.00	-690.44	
43708 TEXPOOL PRIME INTEREST	3,500	0	3,500	13,541.29	.00	-10,041.29	386.9%
TOTAL REVENUES	3,500	0	3,500	13,541.29	.00	-10,041.29	
43711 GAIN ON INVESTMENT	0	0	0	.00	.00	.00	.0%
43712 MINERAL INTEREST	500	0	500	300.01	.00	199.99	60.0%
TOTAL REVENUES	500	0	500	300.01	.00	199.99	
GRAND TOTAL	85,555	0	85,555	104,665.27	.00	-19,110.27	122.3%

06/10/2022  
09:46:29

TOM GREEN COUNTY  
BANK SERVICE CHARGE

PAGE 1  
glflxprt

FROM 2022 01 TO 2022 13

	ORIGINAL APPROP	TRANFRS/ ADJSTMTS	REVISED BUDGET	ACTUALS	ENCUMBRANCES	AVAILABLE BUDGET	PCT USED
70444 BANK SVC CHARGES	40,000	0	40,000	15,580.63	.00	24,419.37	39.0%
TOTAL EXPENSES	40,000	0	40,000	15,580.63	.00	24,419.37	
GRAND TOTAL	40,000	0	40,000	15,580.63	.00	24,419.37	39.0%



# TOM GREEN COUNTY



## ACCOUNT SUMMARY TRIAL BALANCE FOR FY22/MAY TO MAY

FUND 0001

ACCOUNT NAME	BEG. BALANCE	ORG	DEBITS	CREDITS	NET CHANGE	END BALANCE
0001 11703		0001				
COUNTY CLERK CREDIT CARD	7,498.48		49,921.61	60,056.11	-10,134.50	-2,636.02
0001 11714		0001				
DISTRICT CLERK CREDIT CARD	322.51		14,394.00	16,172.00	-1,778.00	-1,455.49
0001 11715		0001				
JP1 CREDIT CARD CLEARING ACCT	988.11		5,776.30	6,307.00	-530.70	457.41
0001 11716		0001				
JP2 CREDIT CARD CLEARING ACCT	6,632.67		49,796.57	55,079.00	-5,282.43	1,350.24
0001 11717		0001				
JP3 CREDIT CARD CLEARING ACCT	2,529.08		20,795.56	23,093.40	-2,297.84	231.24
0001 11718		0001				
JP4 CREDIT CARD CLEARING ACCT	2,097.71		12,068.55	14,079.00	-2,010.45	87.26
0001 11723		0001				
COUNTY CLERK EFILE ACCOUNT	5,323.00		17,311.00	22,181.00	-4,870.00	453.00
0001 11724		0001				
DISTRICT CLERK EFILE ACCOUNT	1,861.00		17,268.00	18,827.00	-1,559.00	302.00
0001 11725		0001				
JP#1 EFILE ACCOUNT	5.00		.00	.00	.00	5.00
0001 11726		0001				
JP#2 EFILE ACCOUNT	5.00		.00	.00	.00	5.00
0001 11727		0001				
JP#3 EFILE ACCOUNT	5.00		.00	.00	.00	5.00
0001 11728		0001				
JP#4 EFILE ACCOUNT	38.00		594.00	627.00	-33.00	5.00
0001 11750		0001				
ACH/WIRE BANK ACCOUNT IRS	-26.00		496.00	496.00	.00	-26.00
0001 11780		0001				
LIBRARY CREDIT CARD CLEARING	326.61		2,345.26	2,541.63	-196.37	130.24
00010360 11733		00010360				
RESEARCH TX CLEARING - CC	5.00		19.80	19.80	.00	5.00
00010360 11734		00010360				
RESEARCH TX CLEARING - DC	5.00		20.10	20.10	.00	5.00
<b>TOTALS FOR FUND 0001</b>						
<b>GENERAL FUND</b>	<b>27,616.17</b>		<b>190,806.75</b>	<b>219,499.04</b>	<b>-28,692.29</b>	<b>-1,076.12</b>
<b>REPORT TOTALS</b>	<b>27,616.17</b>		<b>190,806.75</b>	<b>219,499.04</b>	<b>-28,692.29</b>	<b>-1,076.12</b>

\*\*\* END OF REPORT - Generated by ADAM NUNEZ \*\*\*

# Bond Indebtedness

## Tax Notes

Certificate of Obligation Series 2015	42,040,000.00
Certificate of Obligation Series 2017	8,030,000.00
Certificate of Obligation Series 2018	7,010,000.00

\*Principal paid annually, February 1<sup>st</sup>

# TOM GREEN COUNTY INDEBTEDNESS

May 2022 Ending Balance

# TOM GREEN COUNTY INDEBTEDNESS

15 Certificate of Obligation

FUND 089 CERTIFICATE OF OBLIGATION SERIES 2015

3.54075300% (Net Eff Int Rate - Texas Vernon's)

ORIGINAL DEBT ISSUED \$50,000,000.00

PREVIOUS BALANCE OUTSTANDING	PRINCIPAL PAYMENT DUE	CURRENT BALANCE OUTSTANDING	SCHEDULED DUE DATE	
50,000,000.00	\$0.00	50,000,000.00	01-Feb-16	
50,000,000.00	\$0.00	50,000,000.00	01-Feb-17	
50,000,000.00	\$1,365,000.00	48,635,000.00	01-Feb-18	<u>PAID</u>
48,635,000.00	\$1,525,000.00	47,110,000.00	01-Feb-19	<u>PAID</u>
47,110,000.00	\$1,605,000.00	45,505,000.00	01-Feb-20	<u>PAID</u>
45,505,000.00	\$1,690,000.00	43,815,000.00	01-Feb-21	<u>PAID</u>
43,815,000.00	\$1,775,000.00	42,040,000.00	01-Feb-22	<u>PAID</u>
42,040,000.00	\$1,865,000.00	40,175,000.00	01-Feb-23	
40,175,000.00	\$1,940,000.00	38,235,000.00	01-Feb-24	
38,235,000.00	\$2,020,000.00	36,215,000.00	01-Feb-25	
36,215,000.00	\$2,125,000.00	34,090,000.00	01-Feb-26	
34,090,000.00	\$2,235,000.00	31,855,000.00	01-Feb-27	
31,855,000.00	\$2,325,000.00	29,530,000.00	01-Feb-28	
29,530,000.00	\$2,420,000.00	27,110,000.00	01-Feb-29	
27,110,000.00	\$2,520,000.00	24,590,000.00	01-Feb-30	
24,590,000.00	\$2,630,000.00	21,960,000.00	01-Feb-31	
21,960,000.00	\$2,765,000.00	19,195,000.00	01-Feb-32	
19,195,000.00	\$2,880,000.00	16,315,000.00	01-Feb-33	
16,315,000.00	\$2,995,000.00	13,320,000.00	01-Feb-34	
13,320,000.00	\$3,130,000.00	10,190,000.00	01-Feb-35	
10,190,000.00	\$3,270,000.00	6,920,000.00	01-Feb-36	
6,920,000.00	\$3,395,000.00	3,525,000.00	01-Feb-37	
3,525,000.00	\$3,525,000.00	0.00	01-Feb-38	

\* PRINCIPAL PAYMENTS DUE ANNUALLY ON THE 1st DAY OF FEBRUARY ACTUALLY PAID EVERY JANUARY

\*\* INTEREST PAYMENTS ARE DUE SEMI-ANNUALLY ON THE 1st DAY OF FEBRUARY AND AUGUST

26



## May 2022 Ending Balance

### FUND 089 COMBINATION TAX & LIMITED SURPLUS REVENUE CERTIFICATES OF OBLIGATION ,SERIES 2017

Cusip Prefix 889642

PREVIOUS BALANCE OUTSTANDING	PRINCIPAL PAYMENT DUE	CURRENT BALANCE OUTSTANDING	SCHEDULED DUE DATE	
9,515,000.00	\$0.00	9,515,000.00	01-Feb-17	
9,515,000.00	\$170,000.00	9,345,000.00	01-Feb-18 GJ7	<u>PAID</u>
9,345,000.00	\$305,000.00	9,040,000.00	01-Feb-19 GK4	<u>PAID</u>
9,040,000.00	\$310,000.00	8,730,000.00	01-Feb-20 GL2	<u>PAID</u>
8,730,000.00	\$345,000.00	8,385,000.00	01-Feb-21 GM0	<u>PAID</u>
8,385,000.00	\$355,000.00	8,030,000.00	01-Feb-22 GN8	<u>PAID</u>
8,030,000.00	\$365,000.00	7,665,000.00	01-Feb-23 GP3	
7,665,000.00	\$380,000.00	7,285,000.00	01-Feb-24 GQ1	
7,285,000.00	\$395,000.00	6,890,000.00	01-Feb-25 GR9	
6,890,000.00	\$415,000.00	6,475,000.00	01-Feb-26 GS7	
6,475,000.00	\$430,000.00	6,045,000.00	01-Feb-27 GT5	
6,045,000.00	\$445,000.00	5,600,000.00	01-Feb-28 GU2	
5,600,000.00	\$500,000.00	5,100,000.00	01-Feb-29 GV0	
5,100,000.00	\$510,000.00	4,590,000.00	01-Feb-30 GV0	
4,590,000.00	\$525,000.00	4,065,000.00	01-Feb-31 GV0	
4,065,000.00	\$540,000.00	3,525,000.00	01-Feb-32 GV0	
3,525,000.00	\$555,000.00	2,970,000.00	01-Feb-33 GV0	
2,970,000.00	\$570,000.00	2,400,000.00	01-Feb-34 GV0	
2,400,000.00	\$585,000.00	1,815,000.00	01-Feb-35 GV0	
1,815,000.00	\$600,000.00	1,215,000.00	01-Feb-36 GV0	
1,215,000.00	\$615,000.00	600,000.00	01-Feb-37 GV0	
600,000.00	\$600,000.00	0.00	01-Feb-38 GW8	

# TOM GREEN COUNTY INDEBTEDNESS

## May 2022 Ending Balance

### FUND 089 COMBINATION TAX & LIMITED SURPLUS REVENUE CERTIFICATES OF OBLIGATION, SERIES 2018

Cusip NO. Prefix: 889642

#### MATURITY SCHEDULE \$7,960,630

\$4,670,000 Serial Certificates

PREVIOUS BALANCE OUTSTANDING	PRINCIPAL AMOUNT DUE	CURRENT BALANCE OUTSTANDING	SCHEDULED DUE DATE
7,960,000.00	\$0.00	\$7,960,000.00	1-Feb-18
7,960,000.00	\$160,000.00	\$7,800,000.00	1-Feb-19 GX6 <b>PAID</b>
7,800,000.00	\$250,000.00	\$7,550,000.00	1-Feb-20 GY4 <b>PAID</b>
7,550,000.00	\$265,000.00	\$7,285,000.00	1-Feb-21 GZ1 <b>PAID</b>
7,285,000.00	\$275,000.00	\$7,010,000.00	1-Feb-22 HA5 <b>PAID</b>
7,010,000.00	\$290,000.00	\$6,720,000.00	1-Feb-23 HB3
6,720,000.00	\$305,000.00	\$6,415,000.00	1-Feb-24 HC1
6,415,000.00	\$320,000.00	\$6,095,000.00	1-Feb-25 HD9
6,095,000.00	\$340,000.00	\$5,755,000.00	1-Feb-26 HE7
5,755,000.00	\$355,000.00	\$5,400,000.00	1-Feb-27 HF4
5,400,000.00	\$375,000.00	\$5,025,000.00	1-Feb-28 HG2
5,025,000.00	\$390,000.00	\$4,635,000.00	1-Feb-29 HH0
4,635,000.00	\$400,000.00	\$4,235,000.00	1-Feb-30 HJ6
4,235,000.00	\$415,000.00	\$3,820,000.00	1-Feb-31 HK3
3,820,000.00	\$430,000.00	\$3,390,000.00	1-Feb-32 HK3
3,390,000.00	\$445,000.00	\$2,945,000.00	1-Feb-33 HK3
2,945,000.00	\$455,000.00	\$2,490,000.00	1-Feb-34 HK3
2,490,000.00	\$470,000.00	\$2,020,000.00	1-Feb-35 HK3
2,020,000.00	\$480,000.00	\$1,540,000.00	1-Feb-36 HK3
1,540,000.00	\$500,000.00	\$1,040,000.00	1-Feb-37 HK3
1,040,000.00	\$510,000.00	\$530,000.00	1-Feb-38 HK3
530,000.00	\$530,000.00	\$0.00	1-Feb-39 HM9

# Bank Collateral

LGC Sec. 116.084. INADEQUATE SECURITY. If for any reason the county funds on deposit with the county depository exceed the amount of security pledged, the depository shall immediately pledge additional security with the commissioners court.

Acts 1987, 70th Leg., ch. 149, Sec. 1, eff. Sept. 1, 1987.





Public Funds Collateral Management Team  
 333 Market St 29th Floor  
 San Francisco, CA 94105-2100  
 Phone: 1-877-479-6603  
 publicfundscollateral@wellsfargo.com

# PUBLIC FUNDS

STATEMENT PERIOD  
 05/01/2022 - 05/31/2022

XNPBFMDTEG 000115 SP 01



TOM GREEN COUNTY  
 DIANNA SPIEKER  
 112 W BEAUREGARD AVE  
 COUNTY TREASURER  
 SAN ANGELO, TX 76903-5835

## DAILY COLLATERAL REPORT

Date	Deposit Total	FDIC Insurance	Total Deposits Requiring Collateral	Collateral Value	Required Collateral Level	Collateral Value vs. Required Collateral
05/01/2022	31,713,990.62	1,500,000.00	30,213,990.62	37,323,210.78	33,235,389.68	4,087,821.10
05/02/2022	31,657,641.34	1,500,000.00	30,157,641.34	37,071,138.93	33,173,405.47	3,897,733.46
05/03/2022	31,816,185.44	1,500,000.00	30,316,185.44	37,154,964.17	33,347,803.98	3,807,160.19
05/04/2022	31,388,508.79	1,500,000.00	29,888,508.79	37,273,564.00	32,877,359.67	4,396,204.33
05/05/2022	30,700,806.57	1,500,000.00	29,200,806.57	37,058,267.37	32,120,887.23	4,937,380.14
05/06/2022	24,407,566.48	1,500,000.00	22,907,566.48	36,347,525.93	25,198,323.13	11,149,202.80
05/07/2022	24,407,566.48	1,500,000.00	22,907,566.48	36,347,525.93	25,198,323.13	11,149,202.80
05/08/2022	24,407,566.48	1,500,000.00	22,907,566.48	36,347,525.93	25,198,323.13	11,149,202.80
05/09/2022	24,680,452.75	1,500,000.00	23,180,452.75	36,431,592.79	25,498,498.03	10,933,094.77
05/10/2022	24,215,198.02	1,500,000.00	22,715,198.02	36,643,765.75	24,986,717.82	11,657,047.93
05/11/2022	23,604,594.79	1,500,000.00	22,104,594.79	36,708,734.28	24,315,054.27	12,393,680.01
05/12/2022	23,825,945.58	1,500,000.00	22,325,945.58	28,832,905.79	24,558,540.14	4,274,365.65
05/13/2022	24,823,787.28	1,500,000.00	23,323,787.28	28,714,443.04	25,656,166.01	3,058,277.03
05/14/2022	24,823,787.28	1,500,000.00	23,323,787.28	28,714,443.04	25,656,166.01	3,058,277.03
05/15/2022	24,823,787.28	1,500,000.00	23,323,787.28	28,714,443.04	25,656,166.01	3,058,277.03
05/16/2022	24,899,187.30	1,500,000.00	23,399,187.30	28,823,876.62	25,739,106.03	3,084,770.59
05/17/2022	28,814,088.60	1,500,000.00	27,314,088.60	32,660,912.20	30,045,497.46	2,615,414.74
05/18/2022	28,027,650.72	1,500,000.00	26,527,650.72	32,757,992.31	29,180,415.79	3,577,576.52
05/19/2022	27,905,530.81	1,500,000.00	26,405,530.81	32,845,133.54	29,046,083.89	3,799,049.65
05/20/2022	26,429,822.51	1,500,000.00	24,929,822.51	32,956,615.80	27,422,804.76	5,533,811.04
05/21/2022	26,429,822.51	1,500,000.00	24,929,822.51	32,956,615.80	27,422,804.76	5,533,811.04
05/22/2022	26,429,822.51	1,500,000.00	24,929,822.51	32,956,615.80	27,422,804.76	5,533,811.04
05/23/2022	26,502,313.07	1,500,000.00	25,002,313.07	32,873,350.81	27,502,544.38	5,370,806.43
05/24/2022	26,076,824.04	1,500,000.00	24,576,824.04	33,025,158.22	27,034,506.44	5,990,651.78
05/25/2022	25,198,547.53	1,500,000.00	23,698,547.53	33,256,681.31	26,068,402.28	7,188,279.03
05/26/2022	24,623,644.65	1,500,000.00	23,123,644.65	33,246,293.71	25,436,009.12	7,810,284.60
05/27/2022	24,532,001.11	1,500,000.00	23,032,001.11	33,265,733.52	25,335,201.22	7,930,532.30
05/28/2022	24,532,001.11	1,500,000.00	23,032,001.11	33,265,733.52	25,335,201.22	7,930,532.30
05/29/2022	24,532,001.11	1,500,000.00	23,032,001.11	33,265,733.52	25,335,201.22	7,930,532.30
05/30/2022	24,532,001.11	1,500,000.00	23,032,001.11	33,265,733.52	25,335,201.22	7,930,532.30
05/31/2022	23,396,420.33	1,500,000.00	21,896,420.33	47,027,408.34	24,086,062.36	22,941,345.98

29

XNPBFMDTEG 000115 NNNNNNNNNNNN NNN NYN 001 002 000431 22124463.1

