


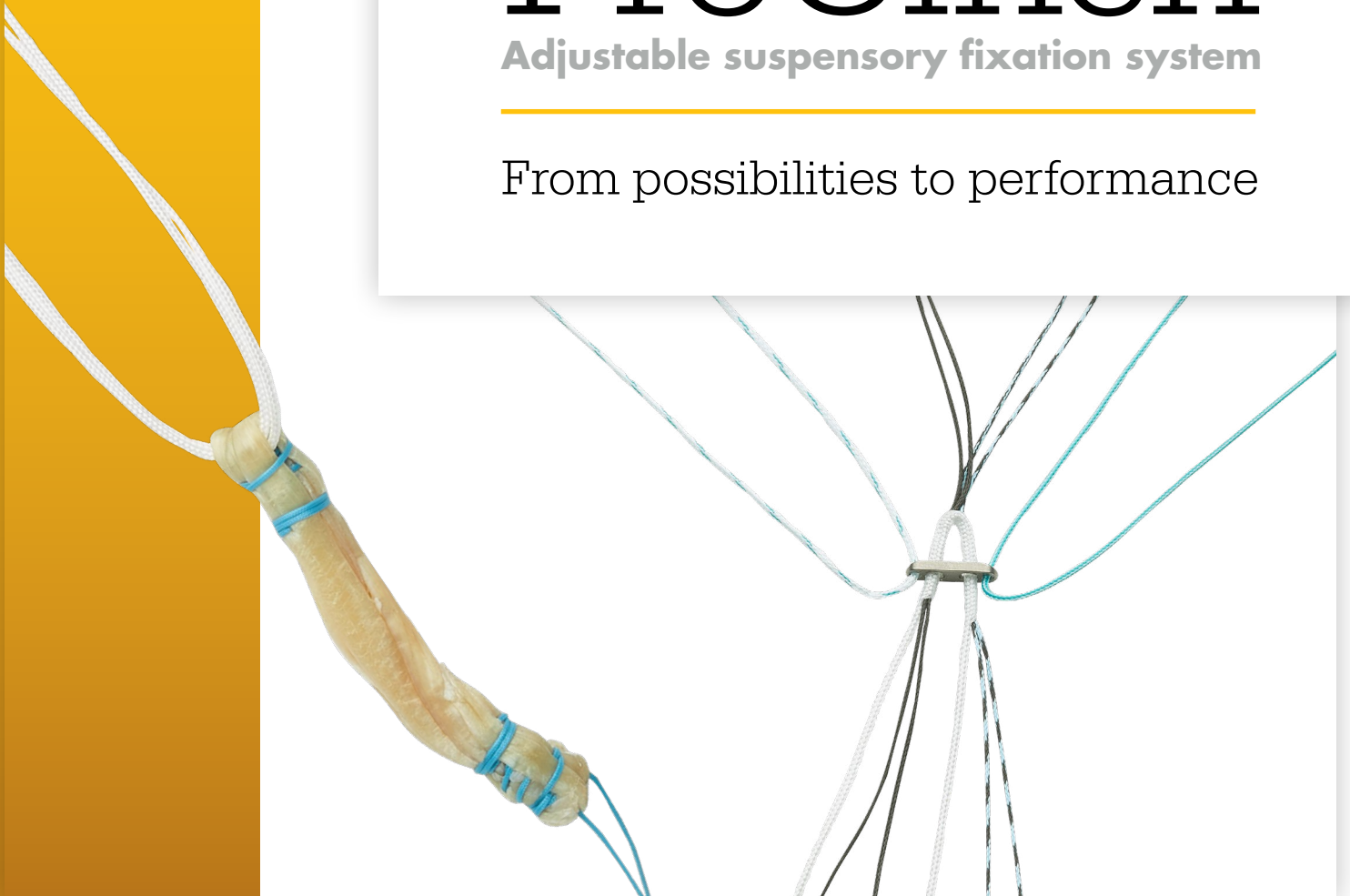
stryker



ProCinch

Adjustable suspensory fixation system


From possibilities to performance



Your preferences. Our possibilities.

The ProCinch portfolio is indicated for ACL, PCL, MPFL and PLC reconstruction.

ProCinch can be used in conjunction with VersiTomic and Biosteon, or used for an all-inside technique to achieve a complete anatomic ACL reconstruction.



The ProCinch implant comes in five options:

Reverse tension (RT)

- Femoral sided fixation designed to tension through the lateral femoral cortex.
- 120mm loop lengths to facilitate easy button passage prior to graft entering the joint space.
- Comes with lead and flip suture.

Open loop With button

- Easy to load card designed to tension through the lateral femoral cortex.
- Can be used with bone-tendon-bone graft, pre-suture tendons or other closed graft constructs for ACL reconstruction.
- Comes with lead and flip suture.

No button

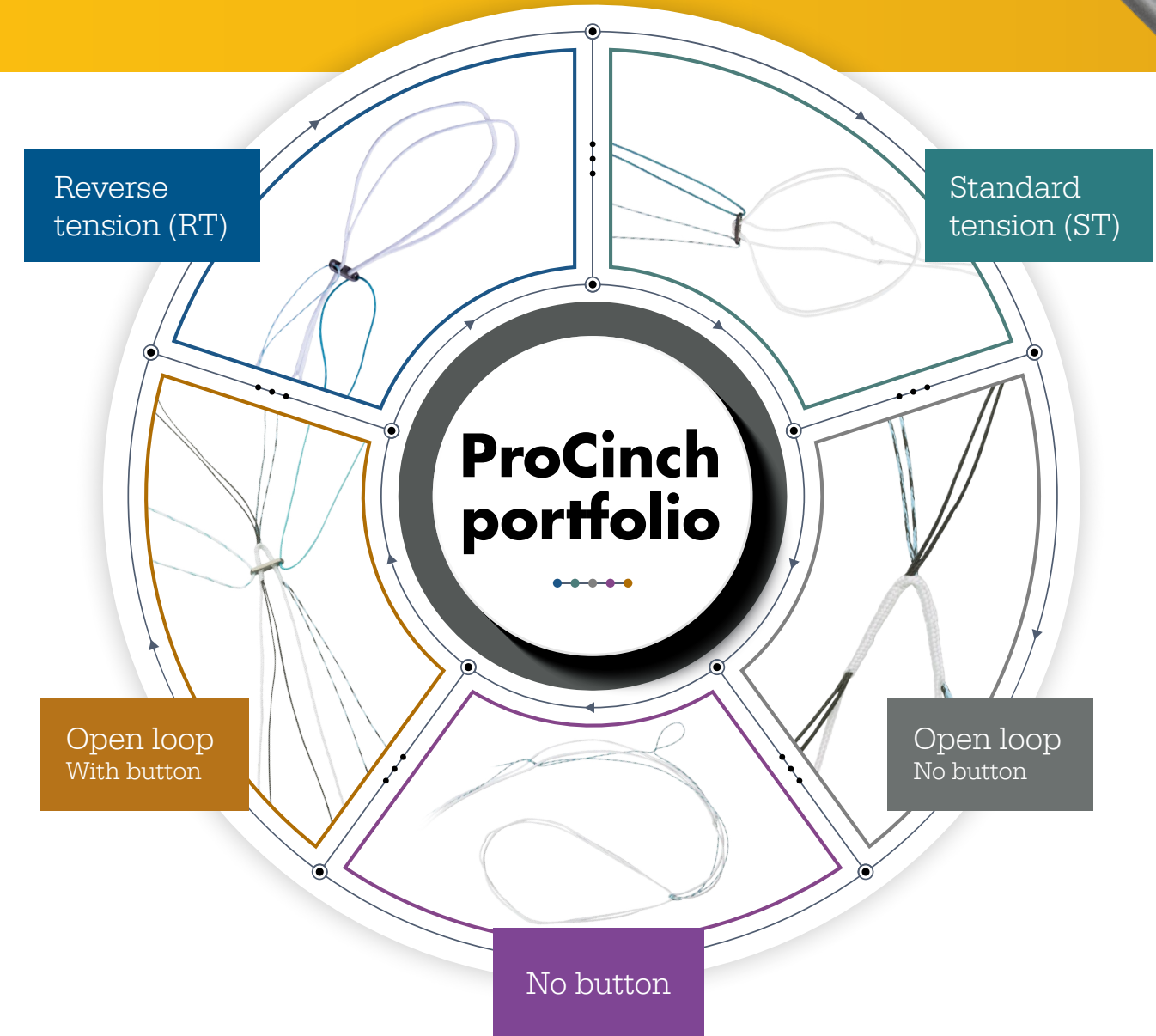
- Allows for slotted button attachment after it is passed through the tibial tunnel.
- Tibial sided fixation designed to tension through the tibial cortex.
- Designed to facilitate easy implant passage through the tibia while maximizing the graft in the tibial tunnel with adjustability.

Standard tension (ST)

- Femoral sided fixation designed to tension through the AM portal.
- 120mm loop lengths to facilitate easy button passage prior to graft entering the joint space.
- Comes with lead and flip suture.

Open loop No button

- Designed to facilitate implant passage through the tibia, allowing for button attachment after the implant is in place.
- Designed to tension through the tibial cortex.
- Designed to fixate to a multitude of graft options while using an easy to load card.³



ProCinch performance:

- 47% less relative extension than the leading competitor.⁴
- 41% stronger than the leading competitor.⁴
- Open loop load to failure 1428N.²
- 1.65mm of loop elongation under cyclic testing.²
- Over half a million cycles without failure.⁷


Designed to save time in your OR.

Speed shuttle

- Designed to organize suture when shuttling through tunnels to support optimized suture management.
- No button speed shuttle is affixed to the loop which may save time from accidental shortening when passing through the tunnel.
- Facilitates passing of graft suture tails which may save time during graft placement.

ReConnex

- Pre-sutured allograft construct is FDA-cleared and was designed to reduce overall surgical time in primary and revision ACL reconstructions by reducing time spent on graft preparation.
- Preloaded with passing sutures to facilitate loading open loop implants.⁹
- Pre-sutured with #2 high strength Force Fiber suture.



Thin and strong from the inside out.

Slotted buttons

Comes in five sizes, ranging from 11mm–20mm. The thin design is intended for low profile fit.

- Designed for self-centering on the tibial tunnel while allowing for countersinking of the ProCinch suture.
- Separate slots to incorporate extra suture.



Part number	234100001	234100002	234100003	234100004	234100005
Description	Concave round 11mm	Concave round 14mm	Concave round 20mm	Flat oval 8x12	Flat round 14mm
Internal button diameter	3.5mm	6.5mm	9.0mm	–	–
Outer diameter button thickness	1.3mm	1.2mm	1.2mm	1.6mm	1.6mm
Suggested tunnel size	4–7mm	7–9mm	9–12mm	4–7mm	7–9mm

⁷ Description/Outer button diameter



Internal button diameter



Outer diameter button thickness.

The performance

Less extension. More strength.

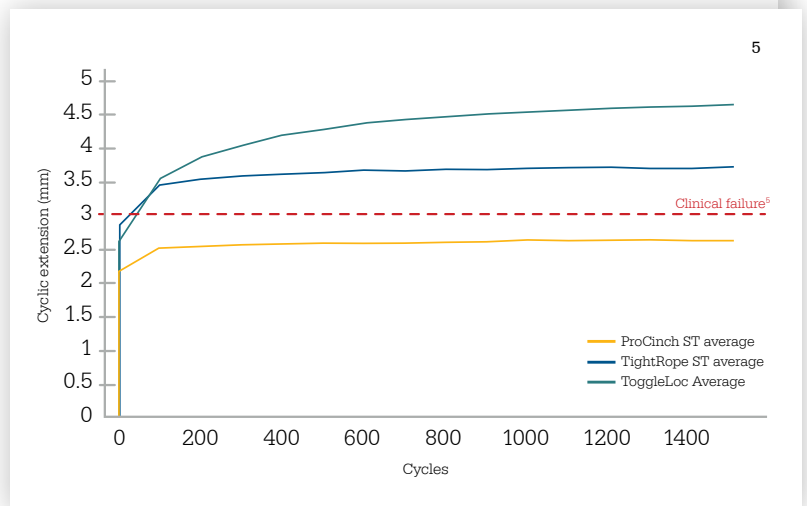
The ProCinch portfolio offers robust, adjustable loops designed to minimize suture slippage during cyclic loading, maximize implant strength and facilitate enhanced graft to suture interface with wider suture.^{5,6}

Excellent cyclic performance⁴

Reverse tension has **47% less relative extension** than the leading competitor.⁴

Open loop **1.65mm of loop elongation** under cyclic testing.²

When combined with Stryker's no button options, the cyclic extension performance is **33% below clinical failure**.^{7,8}

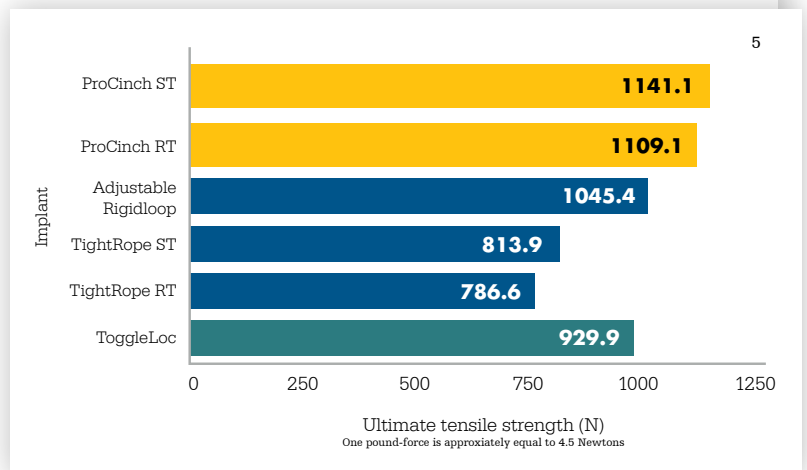


Designed to maximize strength without tying knots

Reverse tension is **41% stronger** than the leading competitor.⁴

Open loop average ultimate load to failure of **1428N**.²

Slotted buttons—over **half a million cycles** without failure.⁷



The ProCinch portfolio is here to meet your preferences with the product possibilities designed to deliver performance.

Part number	Description
0234102090	ProCinch adjustable loop implant standard tension
0234102060	ProCinch adjustable loop implant reverse tension
0234102061	ProCinch adjustable loop implant no button
0234102065	ProCinch adjustable loop implant open loop with button
0234102066	ProCinch adjustable loop implant open loop no button
0234102101	CrossCut suture cutter
0234102102	Big Dog flush cutter
0234100001	ProCinch slotted button concave round 11mm
0234100002	ProCinch slotted button concave round 14mm
0234100003	ProCinch slotted button concave round 20mm
0234100004	ProCinch slotted button flat 8 X 12mm
0234100005	ProCinch slotted button flat 14mm
PST17070	Pre-sutured tendon, 7.0 mm
PST17075	Pre-sutured tendon, 7.5 mm
PST17080	Pre-sutured tendon, 8.0 mm
PST17085	Pre-sutured tendon, 8.5 mm
PST17090	Pre-sutured tendon, 9.0 mm
PST17095	Pre-sutured tendon, 9.5 mm
PST17100	Pre-sutured tendon, 10.0 mm
PST17105	Pre-sutured tendon, 10.5 mm
PST17110	Pre-sutured tendon, 11.0 mm
PST17115	Pre-sutured tendon, 11.5 mm
PST17120	Pre-sutured tendon, 12.0 mm
PST17125	Pre-sutured tendon, 12.5 mm
PST17130	Pre-sutured tendon, 13.0 mm

Reach out to your local Stryker representative to learn more.

References:

1. P46731
2. VP-02V-RT
3. VP-56-TR
4. TR14620
5. DHFD12761
6. P26195
7. TR20875
8. Barrow AE, Pilia M, Guda T, Kadrmas WR, Burns TC. Femoral suspension devices for anterior cruciate ligament reconstruction: do adjustable loops lengthen? *Am J Sports Med.* 2014 Feb;42(2):343-9. doi: 10.1177/0363546513507769. Epub 2013 Oct 24. PMID: 24158183.
9. TR14621

Sports Medicine

This document is intended solely for the use of healthcare professionals. A surgeon must always rely on his or her own professional clinical judgment when deciding whether to use a particular product when treating a particular patient. We do not dispense medical advice and recommend that surgeons be trained in the use of any particular product before using it in surgery.

The information presented is intended to demonstrate Stryker's products. A surgeon must always refer to the package insert, product label and/or instructions for use, including the instructions for cleaning and sterilization (if applicable), before using any of Stryker's products. Products may not be available in all markets because product availability is subject to the regulatory and/or medical practices in individual markets.

Please contact your representative if you have questions about the availability of Stryker's products in your area.

Stryker or its affiliated entities own, use, or have applied for the following trademarks or service marks: CrossCut, Big Dog, ProCinch, G-Lok, XBraid, IntelliBraid and Stryker. All other trademarks are trademarks of their respective owners or holders.

The absence of a product, feature, or service name or logo from this list does not constitute a waiver of Stryker's trademark or other intellectual property rights concerning that name or logo.

AlloTrue and Reconnex are registered trademarks of AlloSource.

1000903908 Rev D

Copyright © 2022 Stryker

Stryker
 Sports Medicine
 5670 Greenwood Plaza Blvd.
 Ste. 200
 Greenwood Village, CO 80111
 t: 866 596 2022
 www.sportsmedicine.stryker.com