

GRADUS

Uniclass L536: P71
CI/SfB (43) Tn6

Carpet Collection

4

Edition



Contents

Why Gradus	2
Selecting the right product	4
Zonal Performance Chart	6
Zonal Performance	
Commercial.....	8
Education.....	16
Healthcare.....	24
Colour Themes	
Cool blues.....	34
Classic greys.....	36
Brights	38
Refreshing greens	39
Natural browns.....	40
Warm terracottas	41
Dramatic reds.....	42
Purple & lilac hues.....	43
Carpet Collection	
Premium Carpet	
NEW Streetwise	48
Cityscene	50
Brickworks	52
Wall Street.....	54
Times Square.....	56
SqMile.....	60
Stratus	62
Stratus Stripe	64
Emphasis	66
Genus & Volnay.....	68
Adventurer	70
High Performance Contractor Carpet	
NEW Lafite Connect.....	74
Latour	78
Latour Stripes.....	79
Predator	80
Lafite	81
Bodega	82
Freeway	83
Pacific Loop	84
Secondary Barrier Carpet	
NEW Boulevard Stripe ^{HD}	86
Boulevard 6000.....	88
Boulevard 5000 ^{HD}	90
Boulevard 1500.....	92
Lok-Lift.....	94
Case Studies	96

Why Gradus

Gradus is a UK manufacturer of premium quality carpet tile, broadloom and impervious backed carpets which excel in terms of functionality, aesthetics and ease of maintenance.

Utilising a range of high performance yarns, Gradus' extensive range of carpets are suitable for a wide variety of contract applications including commercial office, healthcare and education environments.



Gradus is a member of the Contract Flooring Association



BRE Global environmental profile scheme (BREEAM)

Environmental Profiles



ISO 9001 : FM 10763
ISO 14001 : EMS 59511



BS OHSAS 18001
IV 18/18493





Zonal Performance

Colour Themes

Carpet Collection



Choice

Selecting the right product

Use the following categories to select the right product:

Zonal Performance

Create a coordinated design scheme with the necessary performance requirements for specific areas within commercial office, education and healthcare environments.

Colour Themes

Select the right product from a wide range of designs and colours from 8 different colour groups which cover the full spectrum.

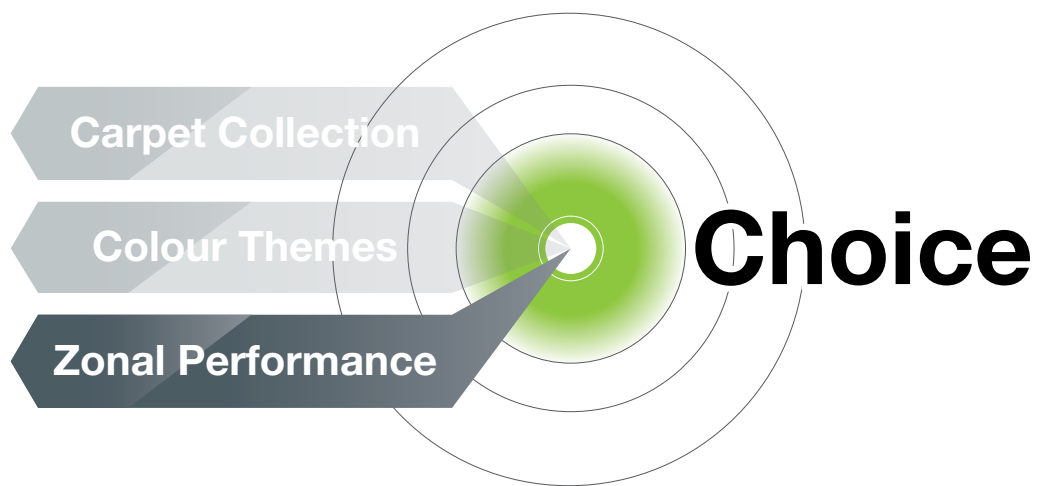
Carpet Collection

Choose from a wide range of carpet tiles, broadloom and impervious backed carpets which provide specific performance requirements for a variety of contract applications.

Zonal Performance Chart

	Format			Construction		Area of Application										BREEAM Ratings					
	Tile	Broadloom	Impervious	Cut Pile	Loop Pile	Commercial Office	Commercial Office Circulation	Commercial Office Reception	Education Accommodation	Education Circulation	Education Classroom	Education Office	Healthcare Bedroom	Healthcare Circulation	Healthcare Dining Room	Healthcare Lounge	Healthcare Office	Education	Commercial	Healthcare	Retail Replacement by Fashion
Premium Carpet	Streetwise - P.48	•			•	•	•	•	•	•	•	•		•			•	-	-	-	-
	Cityscene - P.50	•			•	•	•	•	•	•	•	•		•			•	-	-	-	A+
	Brickworks - P.52	•			•	•	•	•		•	•	•		•			•	-	-	-	A+
	Wall Street - P.54	•			•	•	•	•	•	•	•	•		•			•	-	-	A+	A+
	Wall Street Stripes - P.54	•			•	•	•	•	•	•	•	•		•			•	A+	-	A+	A+
	Times Square - P.56	•			•	•	•	•	•	•	•	•		•			•	-	-	-	A+
	SqMile - P.60	•	•		•	•	•	•	•	•	•	•		•		•	•	-	-	-	A+
	Stratus - P.62	•	•		•	•	•	•	•	•	•	•		•			•	¹ A+	-	¹ A+	¹ A+
	Stratus Stripe - P.64	•			•	•	•	•	•	•	•	•		•			•	A+		A+	A+
	Emphasis - P.66	•			•	•	•	•	•	•	•	•		•			•	² A+	-	A+	A+
	Genus & Volnay - P.68	•	•	•	•	•	•	•	•	•	•	•	•	•	•	•	•	³ A+	³ A+	A+	-
Adventurer - P.70	•		•	•	•	•	•		•	•	•	•	•	•	•	•	•	A+	-	A+	A+
High Performance Contractor Carpet	Lafite Connect - P.74	•			•	•	•	•		•	•	•		•			•	A+	-	A+	A+
	Latour - P.78	•			•	•	•	•	•	•	•	•		•			•	A+	A+	A+	-
	Latour Stripes - P.79	•			•	•	•	•	•	•	•	•		•			•	A+	A+	A+	-
	Predator - P.80	•	•		•	•	•	•	•	•	•	•					•	A+	⁴ A+	¹ A+	-
	Lafite - P.81	•			•	•	•	•	•	•	•	•		•			•	A+	-	A+	A+
	Lafite Stripes - P.81	•			•	•	•	•	•	•	•	•		•			•	A+	-	A+	A+
	Bodega - P.82	•	•	•	•	•	•		•	•	•	•	•	•	•	•	•	A+	⁴ A+	A+	-
	Freeway - P.83		•	•	•				•	•			•	•	•	•		⁵ A+	-	⁵ A+	-
	Pacific Loop - P.84		•	•		•			•	•	•		•	•		•		A+	⁴ A+	⁴ A+	-

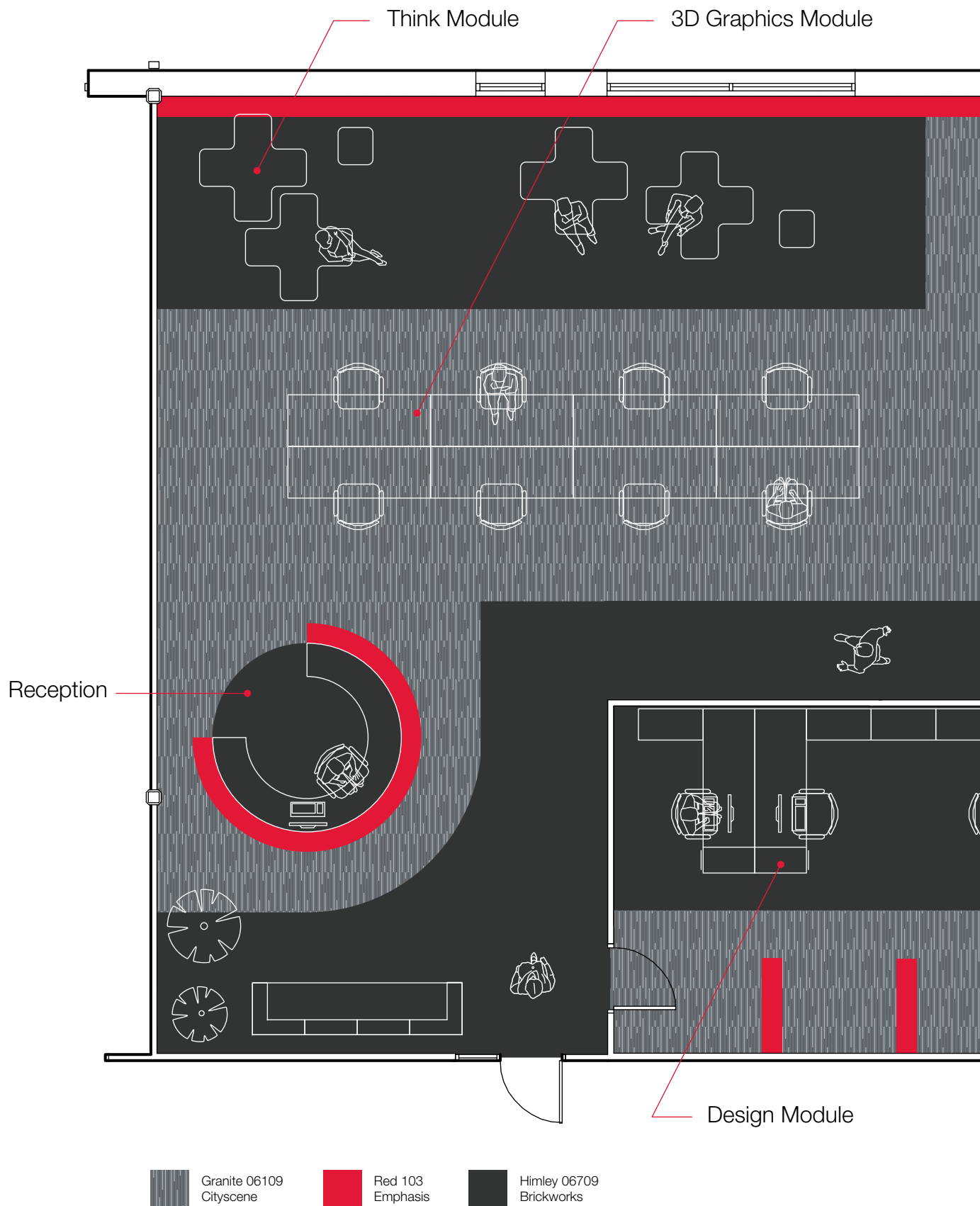
¹ Tile only ² Loop pile only ³ Tile & Broadloom only ⁴ Broadloom only ⁵ Impervious only

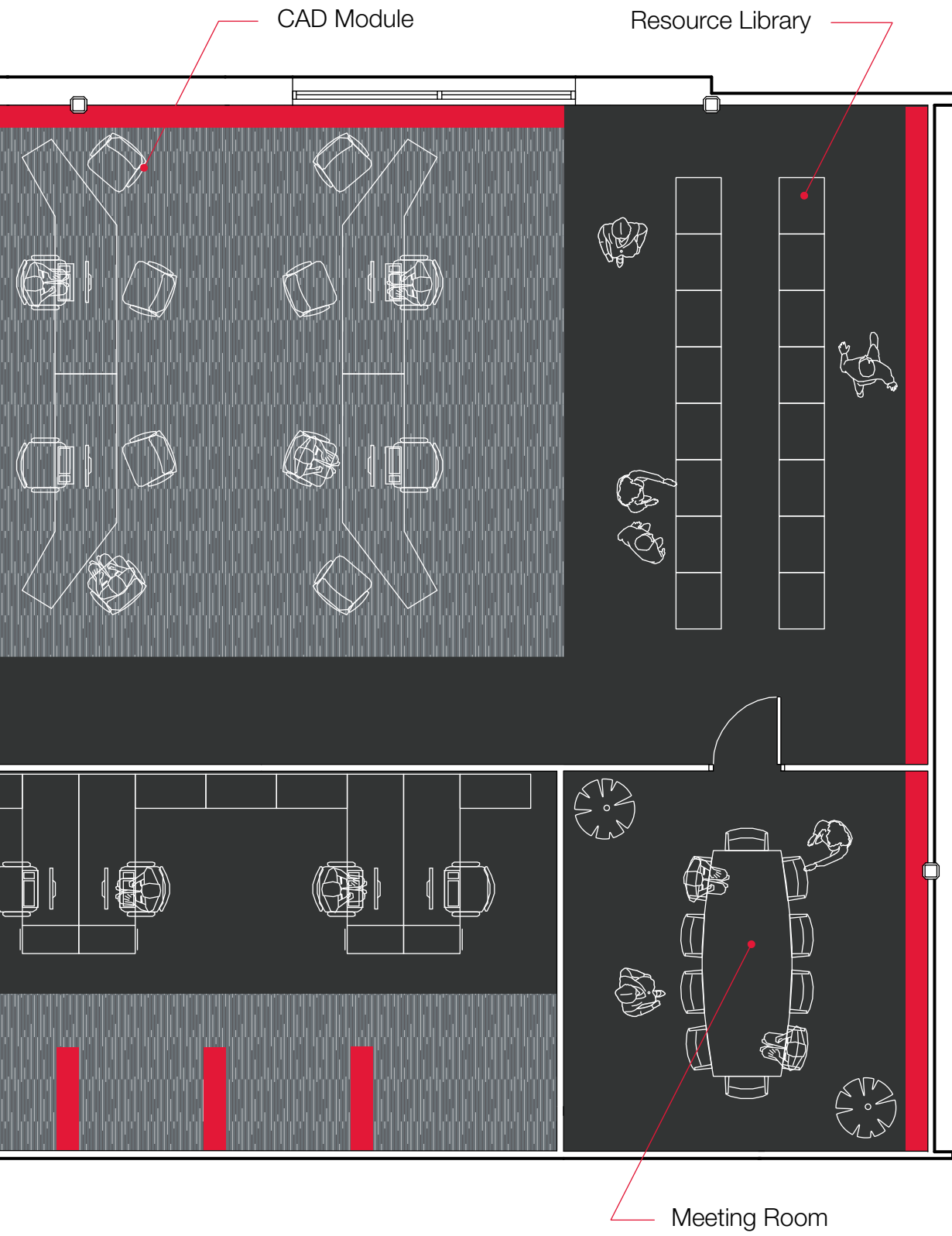


Create a coordinated design scheme with the necessary performance requirements for specific areas within commercial office, education and healthcare environments.

Commercial - Architects Office

Cityscene with Brickworks and Emphasis





Commercial

Create a unique design statement with colour and design in commercial office environments:

- Use colour and design to differentiate space
- Make a statement in reception areas
- Emphasise reception desks
- Highlight breakout areas
- Create walkways and define circulation routes





Commercial - Call Centre

Lafite Connect with Emphasis



LCD24
Lafite Design

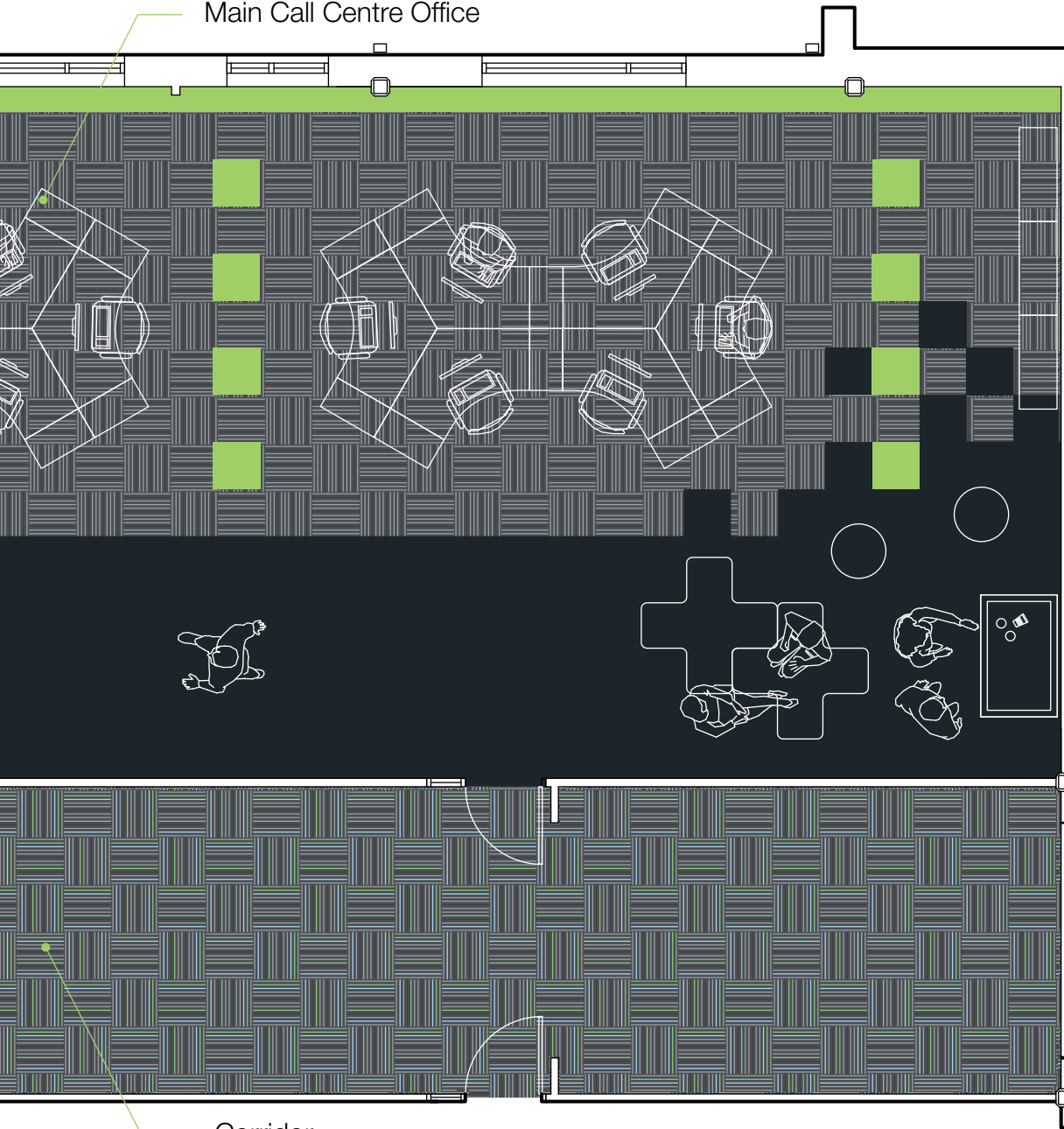
LCD27
Lafite Design

LC11
Lafite Connect

LC12
Lafite Connect

Green 104
Emphasis

Main Call Centre Office



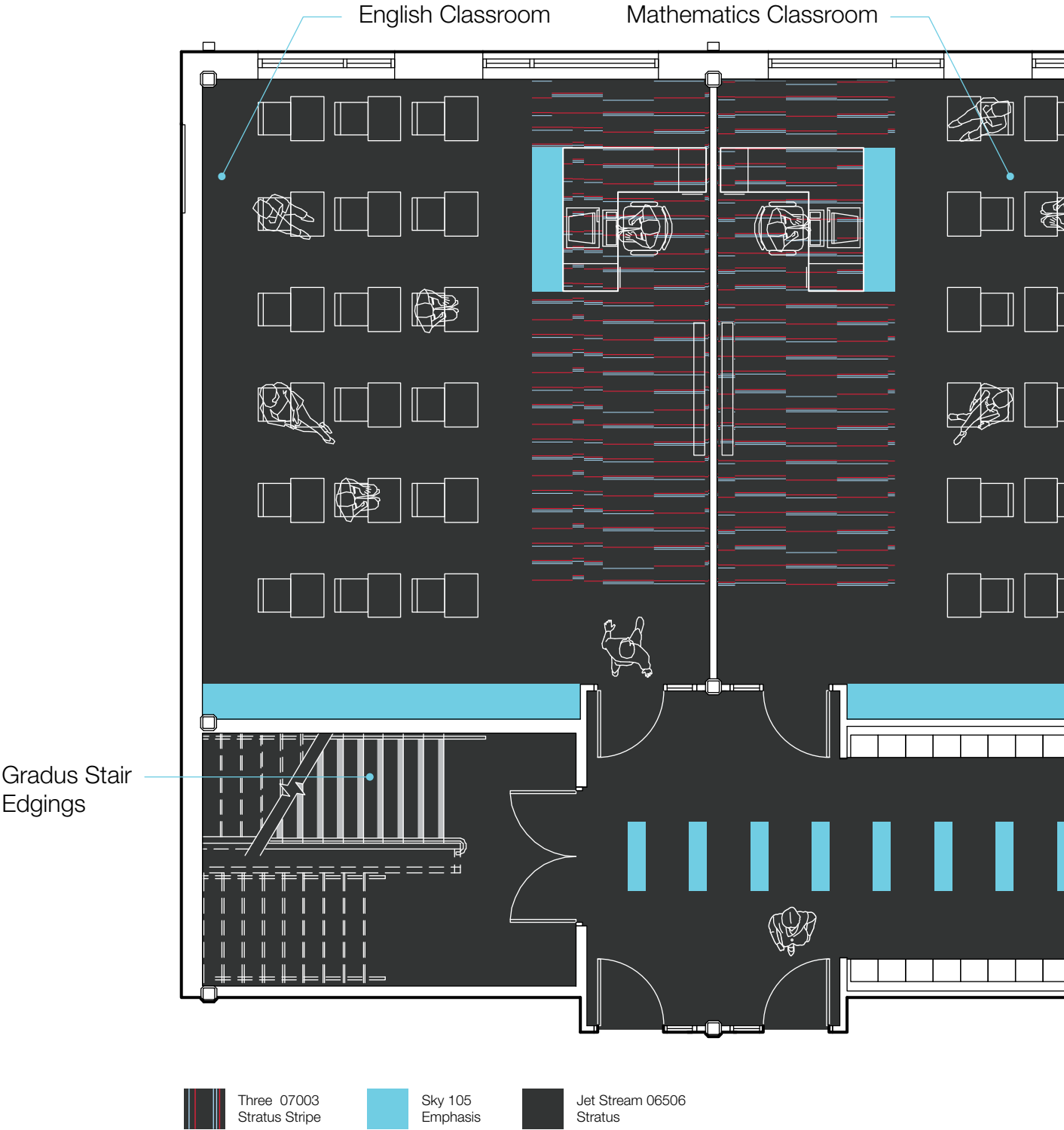
Commercial

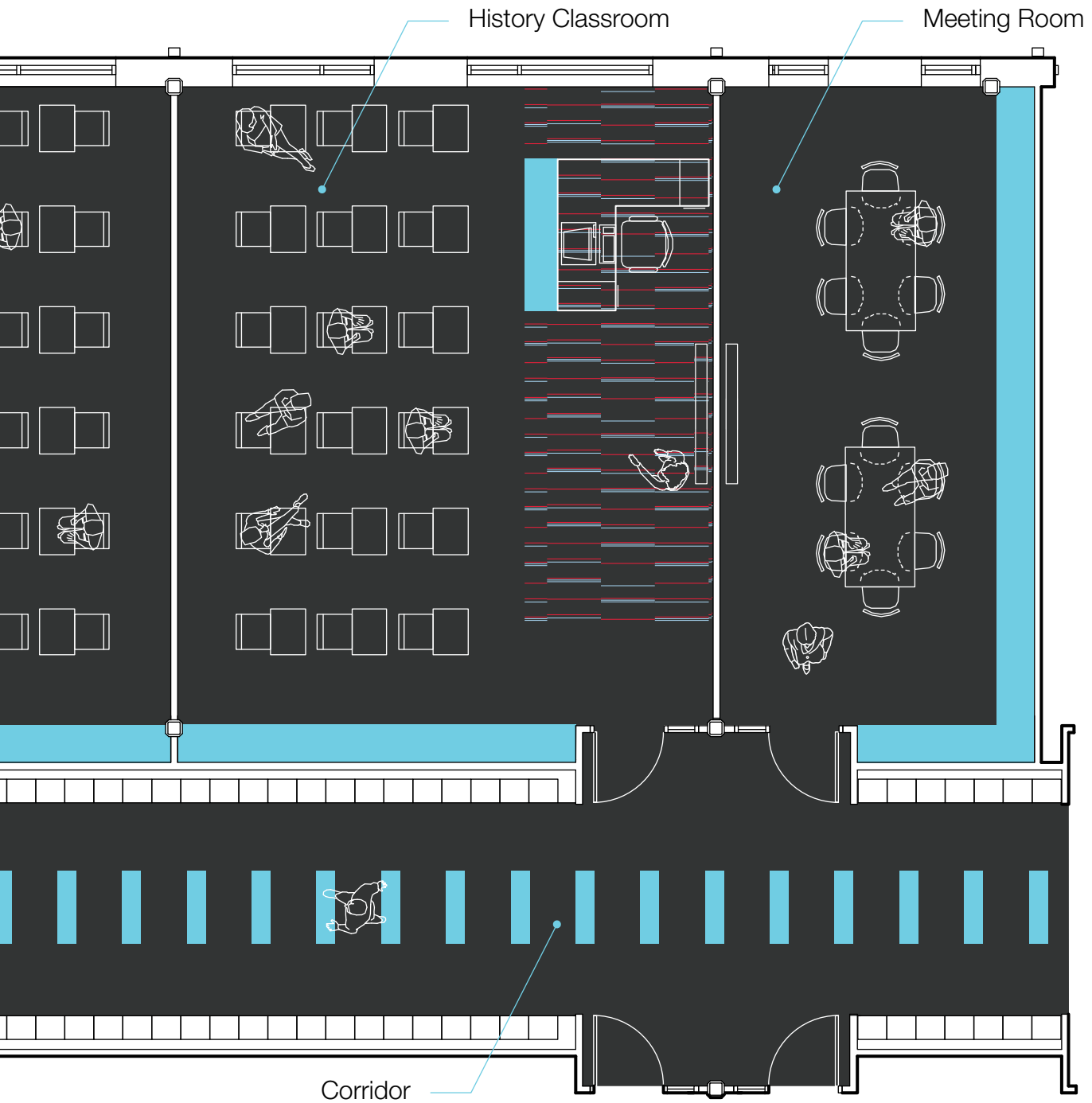




Education - School

Stratus with Emphasis and Stratus Stripe







Education

Create a unique design statement with colour and design in education environments:

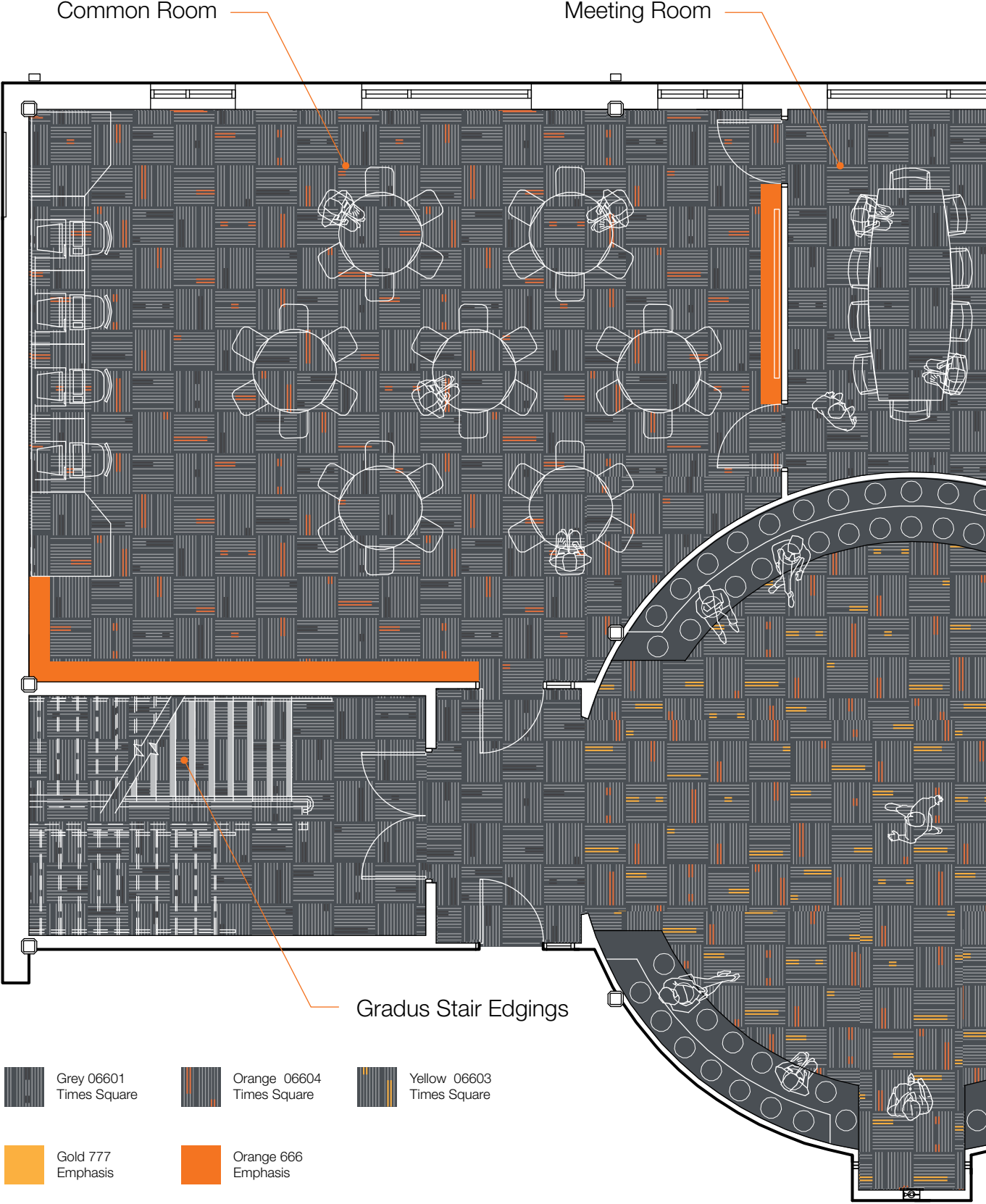
- Use colour and design to differentiate space
- Make a bold statement in communal areas
- Emphasise teaching desks
- Highlight breakout areas
- Create walkways and define circulation routes

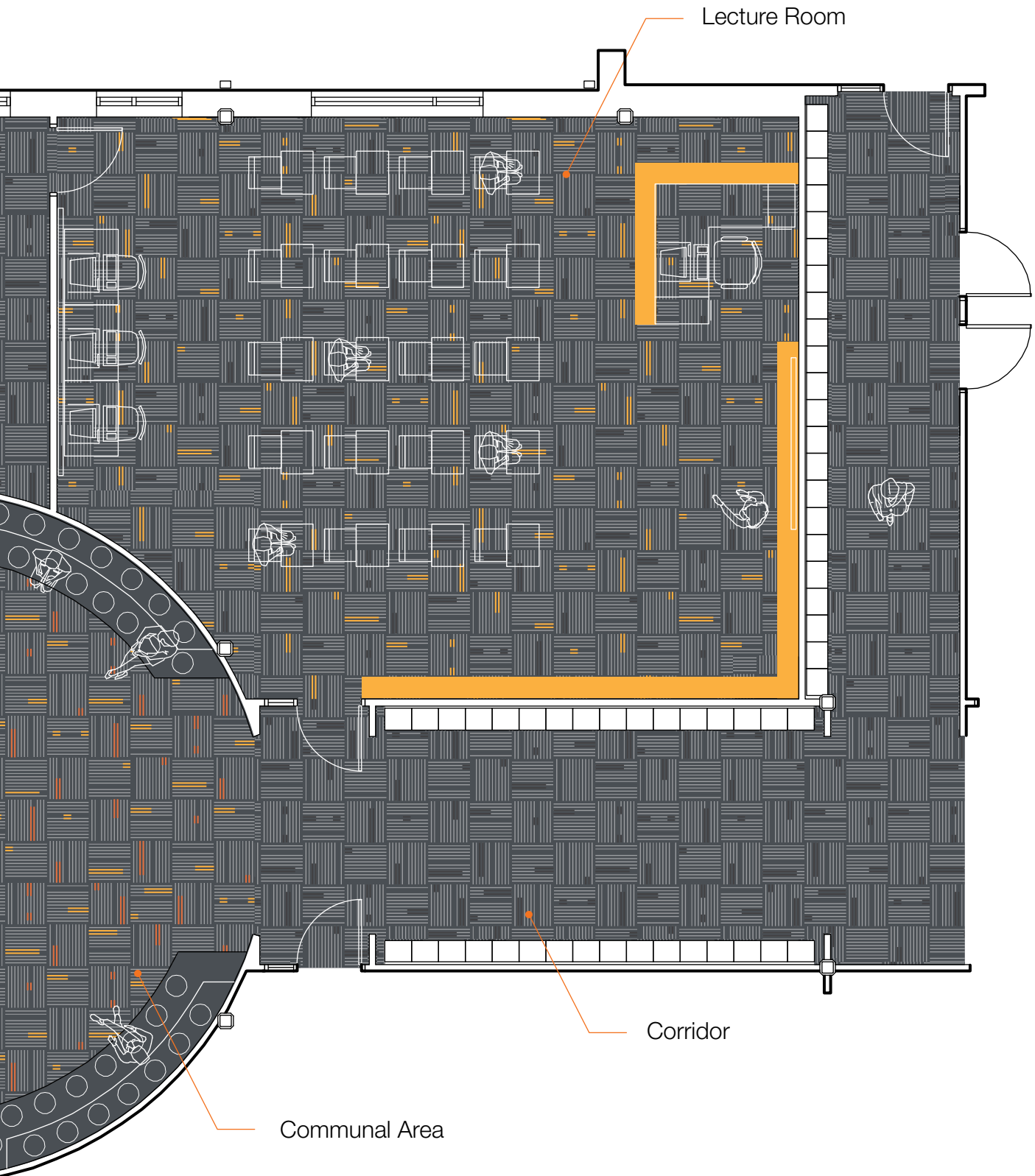




Education - University

Times Square with Emphasis





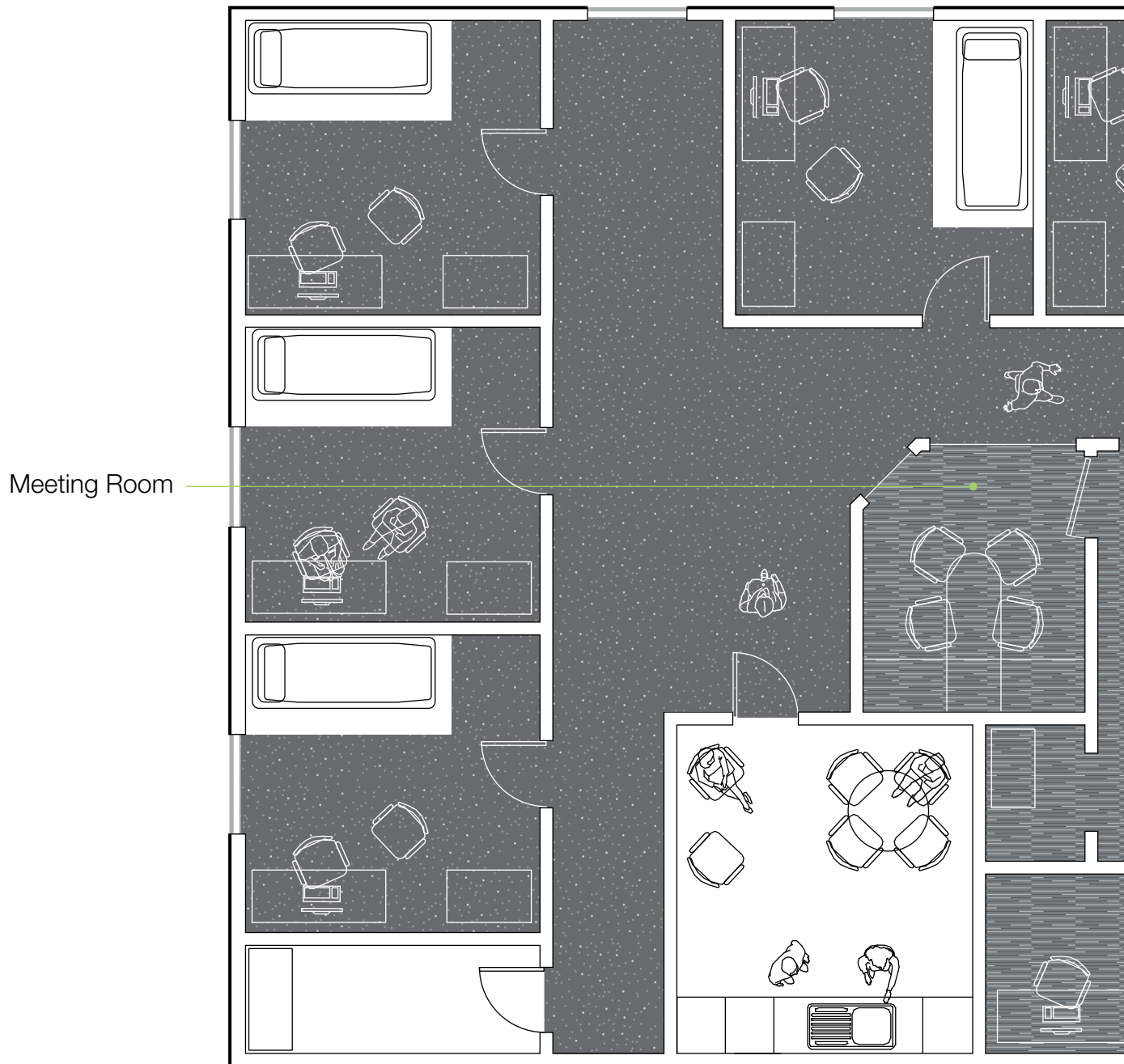
Education





Healthcare - Health Centre

Cityscene with Emphasis and Adventurer

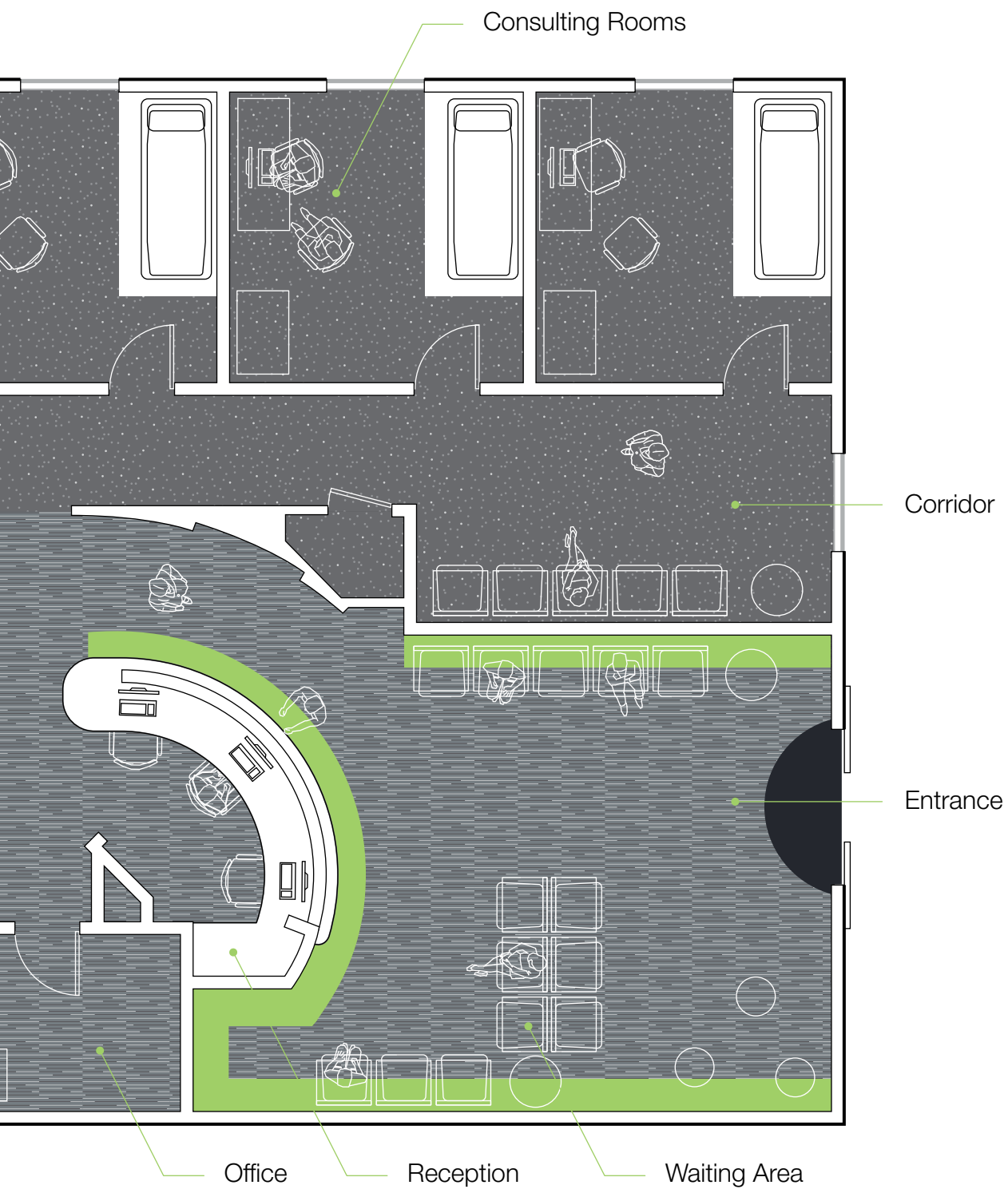


Lunar Gray 25003
Adventurer

Shale 06106
Cityscene

Green 104
Emphasis

Jackdaw 5000HD
Boulevard



Healthcare

Create a unique design statement with colour and design in healthcare environments:

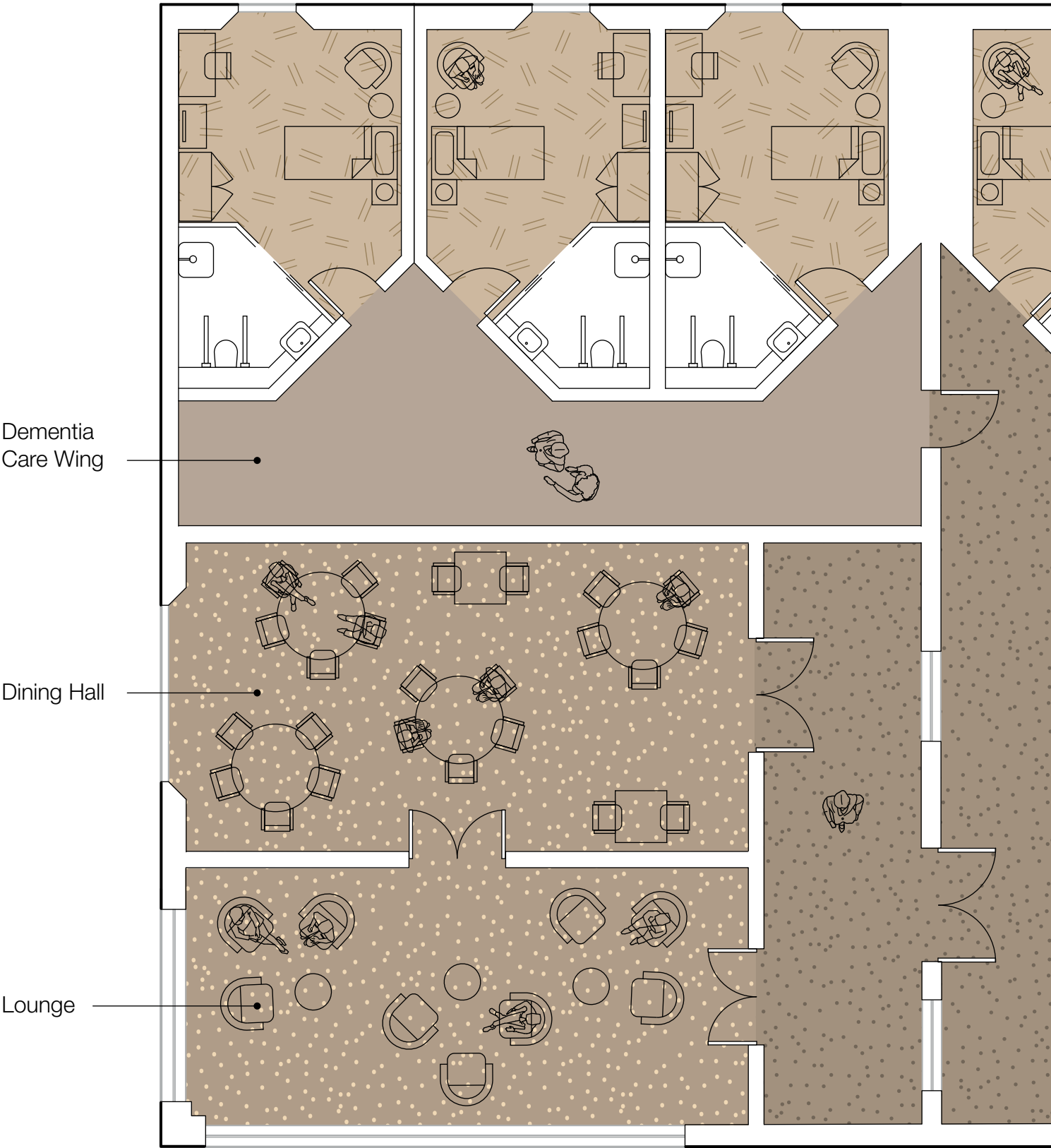
- Use colour and design to differentiate space
- Emphasise reception desks and information points
- Highlight seating areas
- Create walkways and define circulation routes



Cityscene - Shale 06106 with Brickworks - Tonbridge 06711 and Emphasis - Green 104

Healthcare - Care Home

Genus, Volnay, Pacific Loop, Freeway, Bodega and Stratus

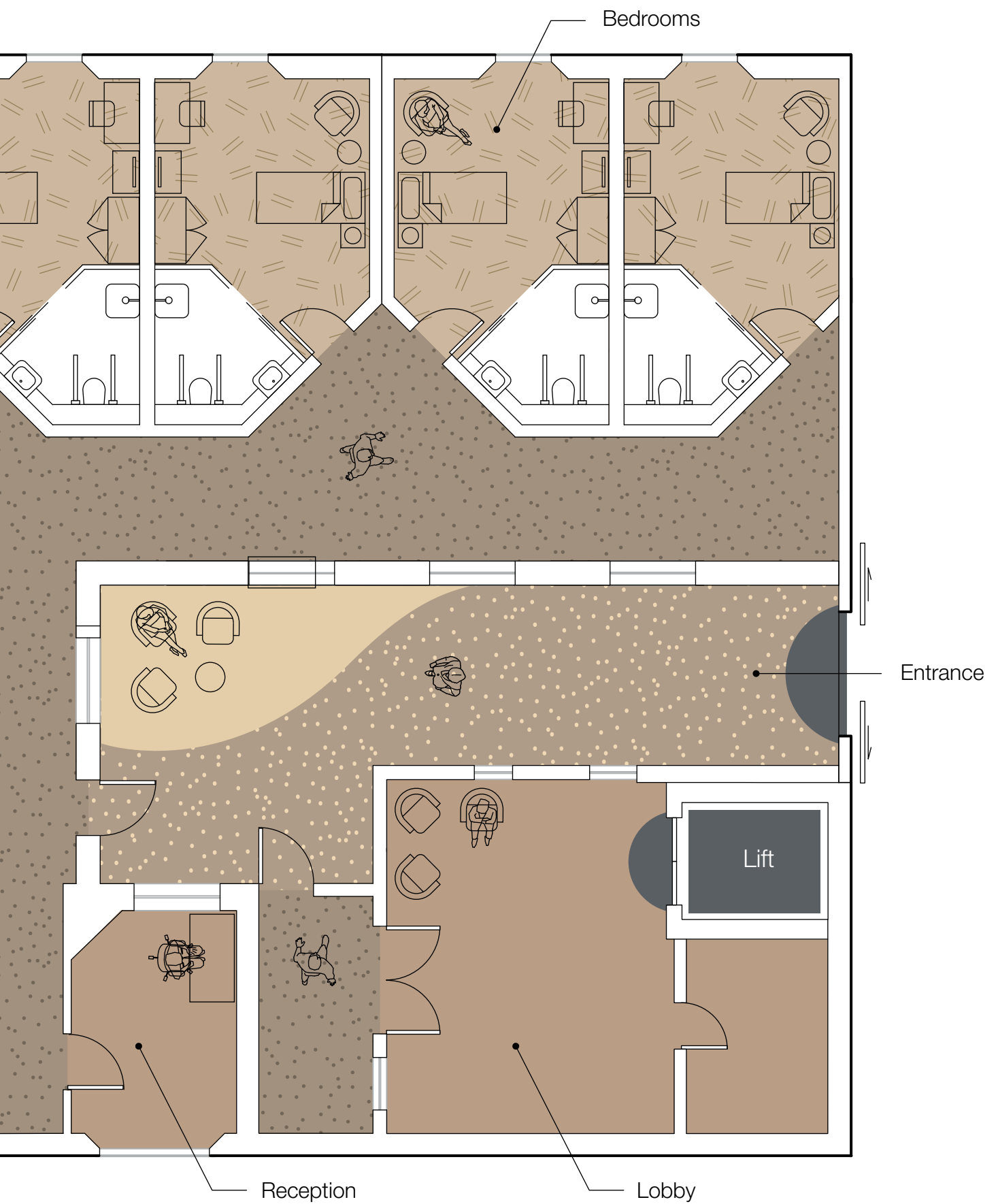


Dementia Care Wing

Dining Hall

Lounge

 Barley 03816 Bodega	 Beachwood 00245 Genus	 Sand 06301 Pacific Loop	 Old Stone 03015 Freeway
 Blizzard 06508 Stratus	 Natural Straw 00318 Volnay	 Moorhen 5000HD Boulevard	

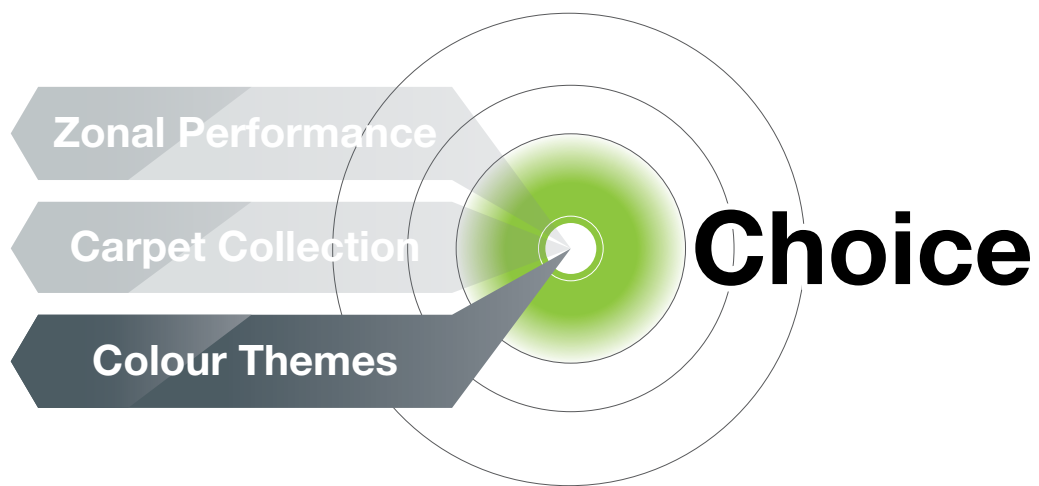


Healthcare









Select the right product from a wide range of designs and colours from 8 different colour groups which cover the full spectrum.

Cool blues



Calm and tranquillity are represented by blues. From cool grey blues to aqua seas and deep sky blues, these colours create a fresh and diverse palette which suit any location. Always desirable and soothing, blues work in many tones or provide an ideal foil for contrasting combinations.



Blue Mountain 25008
Adventurer page 71



Seafarer 25012
Adventurer page 71




Brindle 03811
Bodega page 82



Cosmos Blue 03804
Bodega page 82



Marine Blue 03823
Bodega page 82



Brecken 06710
Brickworks page 53



Holbrook 06712
Brickworks page 53



Ice 06105
Cityscene page 51



Ocean 06108
Cityscene page 51



Sky 105
Emphasis page 67



Blue 106
Emphasis page 67



Indigo Blue 03027
Freeway page 83



Fern Blue 03004
Freeway page 83



Thunder Cloud 03008
Freeway page 83



Sea Breeze 03013
Freeway page 83



Simply Sapphire 00238
Genus page 69



Winter Fjord 00216
Genus page 69



Midnight Mauve 00223
Genus page 69



Lagoon 00240
Genus page 69



Azurite Blue 00322
Volnay page 69



Loire 06807
Lafite page 81



Tarn 06808
Lafite page 81



Sevrans 06809
Lafite page 81



LC6
Lafite Connect page 76



LC7
Lafite Connect page 76



LC8
Lafite Connect page 76



Lyon 06812
Lafite Stripes page 81



LCS15
Lafite Stripes page 76




LCS16
Lafite Stripes page 76




Niagara 03416
Latour page 78



Scafell 03415
Latour page 78



Derwent 03418
Latour page 78



Coniston 03420
Latour page 78



Langdale 03411
Latour page 78



Wansdyke 03410
Latour page 78



Stanage 06009
Latour Stripes page 79



Rivelin 06007
Latour Stripes page 79



Staffin 06004
Latour Stripes page 79



Surf 06311
Pacific Loop page 84



Ocean 06309
Pacific Loop page 84



Barracuda 03305
Predator page 80



Orca 03303
Predator page 80




Stingray 03308
Predator page 80



Queensway 01302
SqMile page 61



Ladbroke 01301
SqMile page 61



Highgate 01303
SqMile page 61



Fairlop 01304
SqMile page 61



Becontree 01305
SqMile page 61



Ocean Tide 06507
Stratus page 63



Solar Blue 06513
Stratus page 63



Blue Ridge 06505
Stratus page 63



Ice Storm 06514
Stratus page 63



Light Blue 06608
Times Square page 57



Electric Blue 06609
Times Square page 57



Waterside 06912
Wall Street page 55



Riverdale 06904
Wall Street page 55



Nolta 06916
Wall Street Stripes page 55



Slate 754
Streetwise page 49



Indigo
Boulevard 6000 page 89



Atlantic
Boulevard 6000 page 89



Swallow
Boulevard 5000HD page 91



Marinus
Boulevard 1500 page 93

Classic greys



Greys have infinite variety of colour nuances, with either warm or cool tints to make this a sophisticated and elegant group. Relying on pattern and textures to give variety and character, greys are discreet and comfortable. From soft dove greys, slate and flint, to pewter and charcoal, these colours can create a chic interior.



Lunar Gray 25003
Adventurer page 71



Anthracite 03808
Bodega page 82



Jet 03827
Bodega page 82




Ironstone 06707
Brickworks page 53




Himley 06709
Brickworks page 53



Brunswick 06708
Brickworks page 53



Tonbridge 06711
Brickworks page 53



Onyx 06714
Brickworks page 53



Tin 06103
Cityscene page 51




Shale 06106
Cityscene page 51



Granite 06109
Cityscene page 51



Basalt 06110
Cityscene page 51



Grey 107
Emphasis page 67



Iron Tonic 03029
Freeway page 83



Carbon Haze 03030
Freeway page 83



Black Pepper 03021
Freeway page 83



Black Forest 00209
Genus page 69



Graphite Storm 00239
Genus page 69



Saturn 00244
Genus page 69



Charcoal 00324
Volnay page 69



Maine 06804
Lafite page 81



Rouen 06805
Lafite page 81



Belfort 06806
Lafite page 81



LC9
Lafite Connect page 76



LC10
Lafite Connect page 76



LC11
Lafite Connect page 76



LC12
Lafite Connect page 76



LCD27
Lafite Design page 77




LCSPACE28
Lafite Space page 77



LCSPACE29
Lafite Space page 77



LCSPACE30
Lafite Space page 77



LCSPACE31
Lafite Space page 77



Maronne 06811
Lafite Stripes page 81



Toulouse 06810
Lafite Stripes page 81



LCS13
Lafite Stripes page 76



LCS14
Lafite Stripes page 76



Torridon 03419
Latour page 78



Howden 03421
Latour page 78



Arfon 03404
Latour page 78



Dovedale 03406
Latour page 78



Cairngorm 03414
Latour page 78



Alston 06005
Latour Stripes page 79



Dolphin 06318
Pacific Loop page 84



Urchin 06319
Pacific Loop page 84



Hawk 03316
Predator page 80



Lynx 03322
Predator page 80



Osprey 03324
Predator page 80




Wolf 03323
Predator page 80



Panther 03314
Predator page 80



Euston 01314
SqMile page 61



Westminster 01315
SqMile page 61



Farringdon 01310
SqMile page 61




Typhoon 06502
Stratus page 63




Rainfall 06503
Stratus page 63




Storm Surge 06504
Stratus page 63



Jet Stream 06506
Stratus page 63



Coal 778
Streetwise page 49



Flint 772
Streetwise page 49



Iron 773
Streetwise page 49




Grey 06601
Times Square page 57




Harlem 06903
Wall Street page 55



Hudson 06906
Wall Street page 55



Lincoln 06907
Wall Street page 55



Bronx 06908
Wall Street page 55



Gramercy 06915
Wall Street Stripes page 55



Shadow
Boulevard 6000 page 89



Galaxy
Boulevard 6000 page 89



Nickel
Boulevard 6000 page 89



Nightfall
Boulevard 6000 page 89




Cuckoo
Boulevard 5000HD page 91



Moorhen
Boulevard 5000HD page 91



Jackdaw
Boulevard 5000HD page 91




Calculus
Boulevard 1500 page 93



Tempesta
Boulevard 1500 page 93



Maggie
Boulevard Stripe^{HD} page 87



Raven
Boulevard Stripe^{HD} page 87

Brights



This collection of bright, vibrant colours will provide emphasis to any interior. From brilliant red and intense orange to lime green and electric blue, these vivid colours offer versatility and will help to create a unique and contemporary design statement, especially when used to complement classic greys.



Gold 101
Emphasis page 67



Orange 102
Emphasis page 67



Red 103
Emphasis page 67



Green 104
Emphasis page 67



Sky 105
Emphasis page 67



Blue 106
Emphasis page 67



LCD21
Lafite Design page 77



LCD24
Lafite Design page 77



LCD22
Lafite Design page 77




LCD25
Lafite Design page 77



LCD23
Lafite Design page 77




LCD26
Lafite Design page 77



One 07001
Stratus Stripe page 65




Two 07002
Stratus Stripe page 65



Three 07003
Stratus Stripe page 65



Four 07004
Stratus Stripe page 65



Five 07005
Stratus Stripe page 65



Six 07006
Stratus Stripe page 65



Yellow 06603
Times Square page 57



Orange 06604
Times Square page 57



Lime 06606
Times Square page 57



Lilac 06607
Times Square page 57



Red 06605
Times Square page 57



Light Blue 06608
Times Square page 57



Electric Blue 06609
Times Square page 57

Refreshing greens



Green brings a sense of balance and equilibrium to any scheme. Associated with nature, it has qualities of fertility and growth and can bring life into rooms. Greens are inspired by the colour of foliage, prairies and jungles with a spectrum from pale olives to fresh citrus and deep greens.



Kalahari 25013
Adventurer page 71



Gulf Stream 25009
Adventurer page 71



Oregon Forest 25010
Adventurer page 71



Aquarelle 25011
Adventurer page 71



Soft Sage 03825
Bodega page 82



Jade 03824
Bodega page 82



Mermaid 03812
Bodega page 82



Thoresby 06706
Brickworks page 53



Green 104
Emphasis page 67



Forest Fern 03026
Freeway page 83



Cool Lime 00241
Genus page 69




Olive 00242
Genus page 69



Thistle 00215
Genus page 69



Evergreen 00243
Genus page 69



Camouflage 00314
Volnay page 69



Marseille 06803
Lafite page 81




LC5
Lafite Connect page 76



Cannock 03408
Latour page 78




Matterhorn 03423
Latour page 78



Glenavon 03417
Latour page 78



Ulverston 06001
Latour Stripes page 79



Grasmere 06006
Latour Stripes page 79



Seaweed 06312
Pacific Loop page 84




Turtle 06314
Pacific Loop page 84



Mantis 03302
Predator page 80



Python 03307
Predator page 80



Archway 01309
SqMile page 61



Blackfriars 01308
SqMile page 61



Valley Breeze 06501
Stratus page 63



Lime 06606
Times Square page 57



Hamilton 06911
Wall Street page 55



Rosemary
Boulevard 6000 page 89



Shelduck
Boulevard 5000HD page 91

Natural browns



Inspired by natural wood and bark textures found in the forest, this group of browns offer a choice of calming and reassuring background textures. Ranging from soft acorn blonde and golden cherry to deep luxurious mahogany and chestnut browns, these colours form a spectrum of naturals that add interest and variety into a relaxing background.



Sandstorm 25017
Adventurer page 71



Cliff Shadow 25006
Adventurer page 71



Nile Brown 25007
Adventurer page 71



Oatmeal 03807
Bodega page 82



Barley 03816
Bodega page 82



Oakthorpe 06701
Brickworks page 53



Lindum 06702
Brickworks page 53



Ashby 06704
Brickworks page 53



Milldale 06705
Brickworks page 53



Caramel 06102
Cityscene page 51



Willow 06104
Cityscene page 51



Raffia 06101
Cityscene page 51



Old Stone 03015
Freeway page 83



Natural Straw 00318
Volnay page 69



Ciron 06801
Lafite page 81



LC1
Lafite Connect page 76



LC2
Lafite Connect page 76



LCS17
Lafite Stripes page 76



LCS18
Lafite Stripes page 76



Ravenstone 03422
Latour page 78



Glandford 03405
Latour page 78



Peebles 06002
Latour Stripes page 79



Morden 06003
Latour Stripes page 79



Sand 06301
Pacific Loop page 84



Beach 06302
Pacific Loop page 84



Kelp 06305
Pacific Loop page 84




Merlin 03310
Predator page 80



Cornhill 01322
SqMile page 61



Bank 01313
SqMile page 61



Clay 790
Streetwise page 49



Blizzard 06508
Stratus page 63



Avalanche 06509
Stratus page 63



Arctic Mist 06512
Stratus page 63



Natural 06602
Times Square page 57



Brookdale 06901
Wall Street page 55



Broadway 06902
Wall Street page 55



Bowery 06905
Wall Street page 55



Tribeca 06914
Wall Street Stripes page 55



Ansonia 06913
Wall Street Stripes page 55




Walnut
Boulevard 6000 page 89



Corncrake
Boulevard 5000HD page 91



Kestrel
Boulevard 5000HD page 91



Terra
Boulevard 1500 page 93

Warm terracottas



This collection of warm and glowing earth tones is reminiscent of sandstone, fired clay, red ochre and peat, reflecting many of the grounds natural elements. Mixtures of shades vary from deep rich red browns, Indian reds, russets, terracotta and tan. They form a palette of inviting and comforting shades which provide endless scope for a harmonious and decorative environment.




Braemar 06703
Brickworks page 53



Gold 101
Emphasis page 67



Orange 102
Emphasis page 67



Burnt Orange 03023
Freeway page 83



Cornfield 00225
Genus page 69



Beachwood 00245
Genus page 69



Mexicana 00227
Genus page 69



Starfish 06303
Pacific Loop page 84



Waterloo 01311
SqMile page 61



Sunset 06511
Stratus page 63



Yellow 06603
Times Square page 57



Orange 06604
Times Square page 57



Yorkville 06909
Wall Street page 55

Dramatic reds



Nature's autumn fruits and berries together with the myriad of rubicund foliage are evocative of this group of pink and red colours. Known for their vitality and dynamism, this wide ranging palette comprise soft raspberry tones and dazzling fuchsia, to cherry and deep mulberry. These colours often provide a dramatic statement in a room and can provide a classic or contemporary look.



Red Sands 25015
Adventurer page 71



Redwood 03820
Bodega page 82




Damson 03822
Bodega page 82



Red 103
Emphasis page 67



Cherry Red 03018
Freeway page 83



Rich Red 00220
Genus page 69



Ancient Ruby 00235
Genus page 69



Bordeaux 06802
Lafite page 81



LC3
Lafite Connect page 76



LCS20
Lafite Stripes page 76



Wyre 03402
Latour page 78



Cheviot 03401
Latour page 78



Talmine 06010
Latour Stripes page 79



Wetheral 06008
Latour Stripes page 79



Coral 06304
Pacific Loop page 84



Anemone 06307
Pacific Loop page 84




Fox 03306
Predator page 80



Piranha 03320
Predator page 80



Monument 01318
SqMile page 61



Islington 01326
SqMile page 61



Firestorm 06510
Stratus page 63



Red 06605
Times Square page 57



Midtown 06910
Wall Street page 55



Redpoll
Boulevard 5000HD page 91

Purple & lilac hues



The magical and spiritual qualities of the purple lilac palette are said to be ideally suited to places of contemplation and quiet. Here is a selection of fashionable warm mauves, cool lilacs and inky midnight blues which offer a versatile range of moods and styles. Nature's flowers, such as heather, violet, wisteria, lilac and pansy, all inspire and give their names to the purple palette.



Lost Horizon 25016
Adventurer page 71



Longville 06713
Brickworks page 53



Mulled Wine 03024
Freeway page 83




Puma 03301
Predator page 80



Holborn 01327
SqMile page 61



Lilac 06607
Times Square page 57

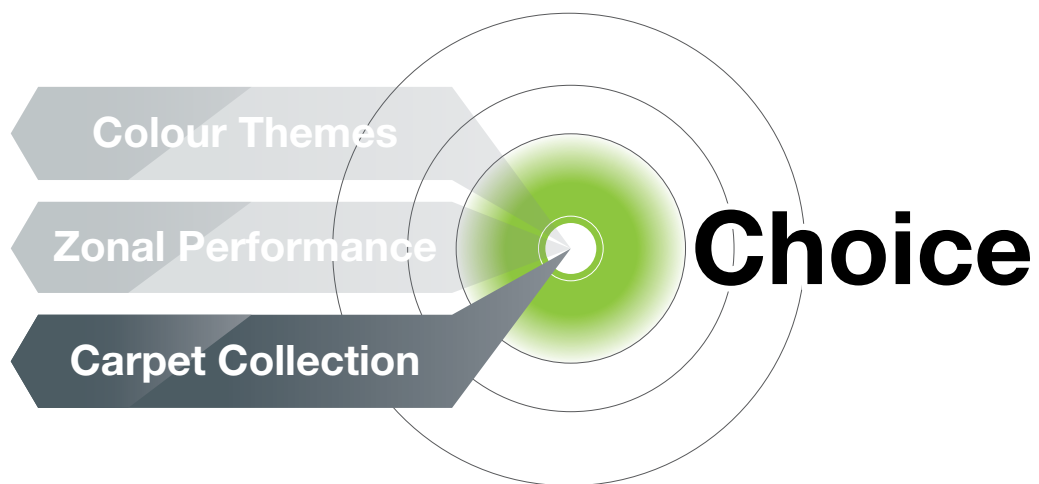


LC4
Lafite Connect page 76



LCS19
Lafite Stripes page 76







Choose from a wide range of carpet tiles, broadloom and impervious backed carpets which provide specific performance requirements for a variety of contract applications.


Premium Carpet

- Premium design and quality to suit the performance requirements of any area be it a commercial office, education or healthcare application
- Complementary yarn systems and colour bank provide coordinated design schemes





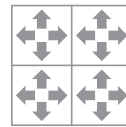
Streetwise



Streetwise - Clay 790 and Coal 778

Specification:	Tile
Product Dimensions	500mm x 500mm
Product Construction	Tufted Loop Pile
Surface Yarn	100% Solution Dyed Nylon
Total Carpet Weight	4500 g/m ²
Tufted Pile Weight	750 g/m ²
Primary Backing	Non-woven
Secondary Backing	Bitumen
Total Carpet Thickness	7mm

For full specification information visit www.gradusworld.com



Random



500mm x 500mm View



Slate 754
LRV 8.12



Clay 790
LRV 14.42



Coal 778
LRV 1.95



Flint 772
LRV 7.08



Iron 773
LRV 5.34

Samples

An accurate colour match can only be achieved by requesting the relevant product sample(s) from Gradus Technical Support on 01625 428922.



Related products

Cityscene - see page 50 Wall Street - see page 54
Brickworks - see page 52 Emphasis - see page 66



Streetwise - Slate 754 and Coal 778

Cityscene



Environmental Profiles
ENP 433b

BRE Global (BREEAM):

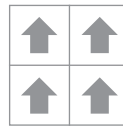
'A+' Retail replacement by fashion (tile)



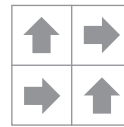
Cityscene - Granite 06109 with Brickworks - Himley 06709 and Emphasis - Red 103

Specification:	Tile
Product Dimensions	500mm x 500mm
Product Construction	Tufted Loop Pile
Surface Yarn	100% INVISTA™ Polyamide 6.6
Total Carpet Weight	4490 g/m ²
Tufted Pile Weight	650 g/m ²
Primary Backing	Non-woven
Secondary Backing	Bitumen
Total Carpet Thickness	6mm

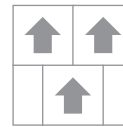
For full specification information visit www.gradusworld.com




Broadloom



Quarter Turn



Brick Bond



500mm x 500mm View



Caramel 06102
LRV 14.94



Willow 06104
LRV 12.02



Tin 06103
LRV 16.93



Raffia 06101
LRV 18.73



Ice 06105
LRV 11.73



Ocean 06108
LRV 6.26



Shale 06106
LRV 11.22



Granite 06109
LRV 10.83



Basalt 06110
LRV 7.49

Samples

An accurate colour match can only be achieved by requesting the relevant product sample(s) from Gradus Technical Support on 01625 428922.



Related products


Brickworks - see page 52
Streetwise - see page 48
Emphasis - see page 66
Wall Street - see page 54

Brickworks



Environmental Profiles
ENP 442b

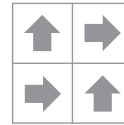
BRE Global (BREEAM):
'A+' Retail replacement by fashion (tile)



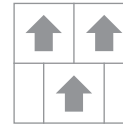
Brickworks - Tonbridge 06711 with Cityscene - Shale 06106 and Emphasis - Green 104

Specification:	Tile
Product Dimensions	500mm x 500mm
Product Construction	Tufted Textured Pattern Loop Pile
Surface Yarn	100% INVISTA™ Polyamide 6.6 ASDN™
Total Carpet Weight	4290 g/m ²
Tufted Pile Weight	800 g/m ²
Primary Backing	Non-woven
Secondary Backing	Bitumen
Total Carpet Thickness	6.5mm

For full specification information visit www.gradusworld.com



Quarter Turn



Brick Bond



500mm x 500mm View



Oakthorpe 06701
LRV 17.92



Lindum 06702
LRV 10.62



Ashby 06704
LRV 13.71



Ironstone 06707
LRV 10.02



Braemar 06703
LRV 5.24



Longville 06713
LRV 4.93




Milldale 06705
LRV 7.06




Thoresby 06706
LRV 4.10



Himley 06709
LRV 3.68



Brunswick 06708
LRV 8.12




Tonbridge 06711
LRV 4.98



Onyx 06714
LRV 2.18



Brecken 06710
LRV 7.06



Holbrook 06712
LRV 3.75

Samples

An accurate colour match can only be achieved by requesting the relevant product sample(s) from Gradus Technical Support on 01625 428922.



Related products

- Cityscene - see page 50
- Streetwise - see page 48
- Emphasis - see page 66
- Wall Street - see page 54

Wall Street



Environmental Profiles
ENP 399dn, 399do,
399dp & 399dq

BRE Global (BREEAM):

- Wall Street Stripes*
- 'A+' Education (tile)
- Wall Street & Wall Street Stripes*
- 'A+' Healthcare (tile)
- 'A+' Retail replacement by fashion (tile)

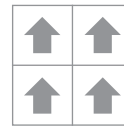


Wall Street Stripes - Ansonia 06913 with Wall Street - Brookdale 06901 and Midtown 06910

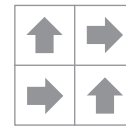
Specification:	Wall Street	Wall Street Stripes
Product Dimensions	500mm x 500mm	500mm x 500mm
Product Construction	Tufted Structured Loop Pile	Tufted Loop Pile
Surface Yarn	100% Aquafil Econyl N.B. Wall Street Stripes contains 50% Space Dyed Econyl	
Total Carpet Weight	4947 g/m ²	4500 g/m ²
Tufted Pile Weight	950 g/m ²	650 g/m ²
Primary Backing	Non-woven	Non-woven
Secondary Backing	Bitumen	Bitumen
Total Carpet Thickness	7mm	6mm

For full specification information visit www.gradusworld.com

Wall Street and Wall Street Stripes

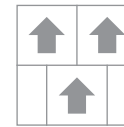


Broadloom



Quarter Turn

Wall Street Stripes only



Brick Bond



ECONYL
Made with 100% Regenerated Nylon

Wall Street



500mm x 500mm View



Yorkville 06909
LRV 8.76



Brookdale 06901
LRV 26.32



Broadway 06902
LRV 18.27



Midtown 06910
LRV 4.06



Bowery 06905
LRV 7.04



Hamilton 06911
LRV 5.40


Samples

An accurate colour match can only be achieved by requesting the relevant product sample(s) from Gradus Technical Support on 01625 428922.




Related products

Brickworks - see page 52
Cityscene - see page 50
SqMile - see page 60



Harlem 06903
LRV 12.14




Hudson 06906
LRV 7.45



Waterside 06912
LRV 9.39



Lincoln 06907
LRV 4.97



Bronx 06908
LRV 4.17



Riverdale 06904
LRV 5.41

Wall Street Stripes



Tribeca 06914
LRV 11.68



Ansonia 06913
LRV 14.41



Gramercy 06915
LRV 8.19



Nolita 06916
LRV 6.13

Times Square



Environmental Profiles
ENP 438b

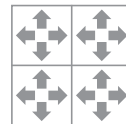
BRE Global (BREEAM):
'A+' Retail replacement by fashion (tile)




Times Square - Grey 06601

Specification:	Tile
Product Dimensions	457mm x 457mm
Product Construction	Tufted Loop Pile
Surface Yarn	100% Nylon Type 6
Total Carpet Weight	3700 g/m ²
Tufted Pile Weight	410 g/m ²
Primary Backing	Non-woven
Secondary Backing	85% Recycled Content Polyurethane Cushion
Total Carpet Thickness	8.4mm

For full specification information visit www.gradusworld.com



Random



457mm x 457mm View



Grey 06601
LRV 3.95



Natural 06602
LRV 4.12



Yellow 06603
LRV 4.27



Orange 06604
LRV 4.01



Red 06605
LRV 3.72



Lime 06606
LRV 4.22



Lilac 06607
LRV 4.18



Light Blue 06608
LRV 4.29




Electric Blue 06609
LRV 4.48

Samples

An accurate colour match can only be achieved by requesting the relevant product sample(s) from Gradus Technical Support on 01625 428922.

Installation
Example

Times Square



Random






Image shows 18 tiles
laid randomly.



The Times Square range features 6 unique designs in each colourway.



Design 1




Design 2



Design 3



Design 4



Design 5



Design 6

SqMile



Environmental Profiles
ENP 399db & 399de

BRE Global (BREEAM):

'A+' Retail replacement by fashion
(tile and broadloom)

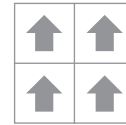


SqMile - Westminster 01315 and Farringdon 01310 with Emphasis - Red 103

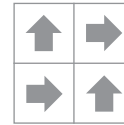
Specification:	Tile	Broadloom *
Product Dimensions	500mm x 500mm	4 metres
Product Construction	Tufted Cut Pile	Tufted Cut Pile
Surface Yarn	100% Aquafil Alto Chroma SDN	100% Aquafil Alto Chroma SDN
Total Carpet Weight	5147 g/m ²	2381 g/m ²
Tufted Pile Weight	1100 g/m ²	1100 g/m ²
Primary Backing	Non-woven	Woven Polypropylene
Secondary Backing	Bitumen	Woven Polypropylene
Total Carpet Thickness	8.7mm	7.7mm

For full specification information visit www.gradusworld.com

* Minimum quantity 300 sq metres, a maximum of 5% overage applies.




Broadloom




Quarter Turn




500mm x 500mm View



Archway 01309
LRV 6.14



Queensway 01302
LRV 5.88



Blackfriars 01308
LRV 2.13



Waterloo 01311
LRV 11.43



Cornhill 01322
LRV 11.29



Monument 01318
LRV 6.12


Samples

An accurate colour match can only be achieved by requesting the relevant product sample(s) from Gradus Technical Support on 01625 428922.



Related products


Emphasis - see page 66
Wall Street - see page 54




Islington 01326
LRV 2.71



Bank 01313
LRV 9.02




Euston 01314
LRV 9.12




Ladbroke 01301
LRV 8.09



Holborn 01327
LRV 3.73




Westminster 01315
LRV 5.61



Highgate 01303
LRV 8.04



Fairlop 01304
LRV 2.87



Becontree 01305
LRV 1.50



Farringdon 01310
LRV 1.80

Stratus



Environmental Profiles
ENP 399dg & 399dh

BRE Global (BREEAM):

- 'A+' Education (tile)
- 'A+' Healthcare (tile)
- 'A+' Retail replacement by fashion (tile)

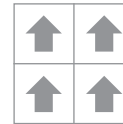


Stratus - Storm Surge 06504

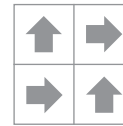
Specification:	Loop Tile	Loop Broadloom *	Cut Tile *	Cut Broadloom *
Product Dimensions	500mm x 500mm	4 metres	500mm x 500mm	4 metres
Product Construction	Tufted Loop Pile	Tufted Loop Pile	Tufted Cut Pile	Tufted Cut Pile
Surface Yarn	100% Aquafil Alto Chroma SDN			
Total Carpet Weight	4585 g/m ²	1700 g/m ²	4750 g/m ²	2070 g/m ²
Tufted Pile Weight	615 g/m ²	615 g/m ²	750 g/m ²	750 g/m ²
Primary Backing	Non-woven	Woven Polypropylene	Non-woven	Woven Polypropylene
Secondary Backing	Bitumen	Woven Polypropylene	Bitumen	Woven Polypropylene
Total Carpet Thickness	6.8mm	5.4mm	7.5mm	6.7mm

For full specification information visit www.gradusworld.com


* Minimum quantity 300 sq metres, a maximum of 5% overage applies.



Broadloom



Quarter Turn



500mm x 500mm View



Blizzard 06508
LRV 19.63



Avalanche 06509
LRV 16.27



Arctic Mist 06512
LRV 13.94



Sunset 06511
LRV 13.07



Firestorm 06510
LRV 7.96




Typhoon 06502
LRV 8.73



Rainfall 06503
LRV 11.47



Storm Surge 06504
LRV 6.16



Jet Stream 06506
LRV 3.56



Ocean Tide 06507
LRV 7.50




Solar Blue 06513
LRV 3.71



Blue Ridge 06505
LRV 3.96



Ice Storm 06514
LRV 11.22



Valley Breeze 06501
LRV 9.45



Related products

Emphasis - see page 66

Stratus Stripe - see page 64

Samples

An accurate colour match can only be achieved by requesting the relevant product sample(s) from Gradus Technical Support on 01625 428922.


Stratus Stripe



Environmental Profiles
ENP 399dg & 399dh

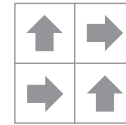
BRE Global (BREEAM):

- 'A+' Education (tile)
- 'A+' Healthcare (tile)
- 'A+' Retail replacement by fashion (tile)

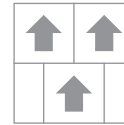


Stratus Stripe - Three 07003 with Stratus - Jet Stream 06506 and Emphasis - Sky 105

Specification:	Tile
Product Dimensions	500mm x 500mm
Product Construction	Tufted Loop Pile
Surface Yarn	100% Aquafil Alto Chroma SDN
Total Carpet Weight	4585 g/m ²
Tufted Pile Weight	615 g/m ²
Primary Backing	Non-woven
Secondary Backing	Bitumen
Total Carpet Thickness	6.8mm
For full specification information visit www.gradusworld.com	




Quarter Turn




Brick Bond




500mm x 500mm View




One 07001



Four 07004



Two 07002



Five 07005

Samples

An accurate colour match can only be achieved by requesting the relevant product sample(s) from Gradus Technical Support on 01625 428922.




Complementary Grey

Stratus - see page 62
Jet Stream 06506

Complementary Brights

Emphasis - see page 66
Gold 101
Orange 102
Red 103
Green 104
Sky 105



Three 07003



Six 07006

Emphasis



Environmental Profiles
ENP 399dt, 399du,
399dr & 399ds

BRE Global (BREEAM):

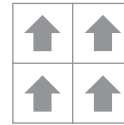
- Emphasis Loop*
- 'A+' Education (tile)
- Emphasis Cut & Loop*
- 'A+' Healthcare (tile)
- 'A+' Retail replacement by fashion (tile)



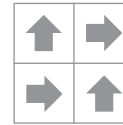
Emphasis with SqMile - Westminster 01315

Specification:	Loop Tile	Cut Tile
Product Dimensions	500mm x 500mm	500mm x 500mm
Product Construction	Tufted Loop Pile	Tufted Cut Pile
Surface Yarn	100% Aquafil Alto Chroma SDN	
Total Carpet Weight	4200 g/m ²	4350 g/m ²
Tufted Pile Weight	615 g/m ²	750 g/m ²
Primary Backing	Non-woven	Non-woven
Secondary Backing	Bitumen	Bitumen
Total Carpet Thickness	6.8mm	7.5mm


For full specification information visit www.gradusworld.com



Broadloom



Quarter Turn




500mm x 500mm View



Gold Loop Pile 101
Cut Pile 777



Green Loop Pile 104
Cut Pile 444



Orange Loop Pile 102
Cut Pile 666



Sky Loop Pile 105
Cut Pile 333



Red Loop Pile 103
Cut Pile 555



Blue Loop Pile 106
Cut Pile 222



Grey Loop Pile 107
Cut Pile 111

LRV's

Gold
Loop Pile 101 | LRV 25.24
Cut Pile 777 | LRV 24.85

Orange
Loop Pile 102 | LRV 16.36
Cut Pile 666 | LRV 15.31

Red
Loop Pile 103 | LRV 7.75
Cut Pile 555 | LRV 7.38

Green
Loop Pile 104 | LRV 18.50
Cut Pile 444 | LRV 18.10

Sky
Loop Pile 105 | LRV 24.46
Cut Pile 333 | LRV 24.77

Blue
Loop Pile 106 | LRV 4.93
Cut Pile 222 | LRV 4.56

Grey
Loop Pile 107 | LRV 1.50
Cut Pile 111 | LRV 1.30

Samples

An accurate colour match can only be achieved by requesting the relevant product sample(s) from Gradus Technical Support on 01625 428922.



Complementary Greys

Brickworks - see page 52

Tonbridge 06711
Onyx 06714
Himley 06709

Cityscene - see page 50

Granite 06109
Shale 06106
Basalt 06110

SqMile - see page 60

Euston 01314
Westminster 01315
Farringdon 01310

Stratus - see page 62

Storm Surge 06504
Jet Stream 06506

Stratus Stripe - see page 64

One 07001
Two 07002
Three 07003
Four 07004
Five 07005
Six 07006

Lafite Connect - see page 74

LC9, LC10, LC11 & LC12
LCS13 & LCS14
LCD21, LCD22, LCD23, LCD24, LCD25, LCD26 & LCD27
LCSPACE28, LCSPACE29, LCSPACE30 & LCSPACE31

Genus & Volnay



Environmental Profiles
ENP 399ck, 399cl, 399cn,
399dj, 399dk & 399dm

BRE Global (BREEAM):

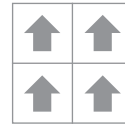
- 'A+' Commercial Office (tile and broadloom)
- 'A+' Education (tile and broadloom)
- 'A+' Healthcare (tile, broadloom and PVC impervious)



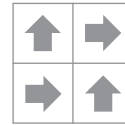
Genus - Cornfield 00225

Specification:	Tile	Broadloom	PVC Impervious
Product Dimensions	500mm x 500mm	4 metres	2 metres
Product Construction	Tufted Cut Pile	Tufted Cut Pile	Tufted Cut Pile
Surface Yarn	100% Marquésa SD	100% Marquésa SD	100% Marquésa SD
Total Carpet Weight	5000 g/m ²	2366 g/m ²	4605 g/m ²
Tufted Pile Weight	1085 g/m ²	1085 g/m ²	1085 g/m ²
Primary Backing	Non-woven	Woven Polypropylene	Non-woven
Secondary Backing	Bitumen	Woven Polypropylene	PVC
Total Carpet Thickness	9mm	8mm	8mm

For full specification information visit www.gradusworld.com



Broadloom



Quarter Turn



Genus




500mm x 500mm View



Cornfield 00225
LRV 17.44



Beachwood 00245
LRV 11.76




Mexicana 00227
LRV 7.91




Cool Lime 00241
LRV 13.70




Olive 00242
LRV 7.22



Rich Red 00220
LRV 4.45



Simply Sapphire 00238
LRV 5.06



Winter Fjord 00216
LRV 5.46



Thistle 00215
LRV 6.53



Evergreen 00243
LRV 4.73




Ancient Ruby 00235
LRV 3.65



Midnight Mauve 00223
LRV 3.98




Lagoon 00240
LRV 3.58



Black Forest 00209
LRV 12.15



Graphite Storm 00239
LRV 5.43



Saturn 00244
LRV 5.15


Volnay



Natural Straw 00318
LRV 21.68



Camouflage 00314
LRV 5.26



Azurite Blue 00322
LRV 2.84



Charcoal 00324
LRV 2.75


Adventurer



Environmental Profiles
ENP 399bx, 399bw,
399by & 399bz

BRE Global (BREEAM):


- 'A+' Retail replacement by fashion (tile and PVC impervious)
- 'A+' Education (tile and PVC impervious)
- 'A+' Healthcare (tile and PVC impervious)



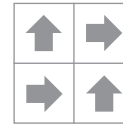
Adventurer - Sandstorm 25017

Specification:	Tile	PVC Impervious
Product Dimensions	500mm x 500mm	2 metres
Product Construction	Tufted Loop Pile	Tufted Loop Pile
Surface Yarn	100% Solution Dyed Nylon	100% Solution Dyed Nylon
Total Carpet Weight	4380 g/m ²	4380 g/m ²
Tufted Pile Weight	500 g/m ²	500 g/m ²
Primary Backing	Non-woven	Non-woven
Secondary Backing	Bitumen	PVC
Total Carpet Thickness	6.2mm	6.9mm

For full specification information visit www.gradusworld.com



Broadloom



Quarter Turn



500mm x 500mm View



Sandstorm 25017
LRV 13.98



Cliff Shadow 25006
LRV 10.81



Nile Brown 25007
LRV 9.03



Blue Mountain 25008
LRV 9.70



Lunar Gray 25003
LRV 9.82



Red Sands 25015
LRV 8.80



Kalahari 25013
LRV 9.28



Seafarer 25012
LRV 10.67



Lost Horizon 25016
LRV 7.42



Gulf Stream 25009
LRV 10.50



Oregon Forest 25010
LRV 7.87



Aquarelle 25011
LRV 10.94


Samples

An accurate colour match can only be achieved by requesting the relevant product sample(s) from Gradus Technical Support on 01625 428922.

High Performance Contractor Carpet

- Competitively priced without compromising design or performance





Lafite Connect

Lafite Connect features a range of complementary designs (Plains, Stripes, Design and Space) that can work together to create interesting and contemporary floor schemes. Lafite Connect yarn is complementary and blended across each design providing creativity and flexibility.

Mix and Match - Mix designs to create a unique floor scheme



- Highlight specific areas
- Bold or subtle statements
- Create interesting designs

Zoning - Use colour and design to differentiate specific areas



- Walkways
- Breakout areas
- Seating areas

Accents and Features - Highlight areas with colour to create interest



- Borders
- Lift areas
- Information points

Bold statements - Make an impact in reception and communal areas



- Highlight reception desks
- Emphasise entrance areas
- Define seating areas

Lafite Connect

Specification:	Plains, Stripes & Design Tile	Space Tile
Product Dimensions	500mm x 500mm	500mm x 500mm
Product Construction	Tufted Loop Pile	Tufted Loop Pile
Surface Yarn	100% Aquafil Solution Dyed Nylon	Solution Dyed Nylon & Space Dyed Nylon
Total Carpet Weight	4415 g/m ²	4415 g/m ²
Tufted Pile Weight	540 g/m ²	540 g/m ²
Primary Backing	Non-woven	Non-woven
Secondary Backing	Bitumen	Bitumen
Total Carpet Thickness	6.8mm	6.8mm

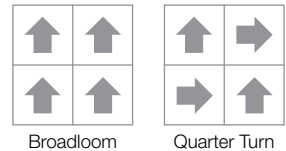

For full specification information visit www.gradusworld.com




BRE Global (BREEAM):
 'A+' Education (tile)
 'A+' Healthcare (tile)
 'A+' Retail replacement by fashion (tile)




Plains - Ideal for main field areas to form a base to a design



Stripes - Ideal for subtle design features and for zoning specific areas



Samples
 An accurate colour match can only be achieved by requesting the relevant product sample(s) from Gradus Technical Support on 01625 428922.



Emphasis - Ideal for accents and features to create interest




Gold



Orange



Red




Green




Sky

For Emphasis specification refer to page 66


Design - Ideal for bold design statements and for zoning with colour




LCD21




LCD22




LCD23




LCD24



LCD25



LCD26



LCD27



Quarter Turn

Space - Ideal for breakout areas and circulation routes




LCSPACE28
LRV 10.24



LCSPACE29
LRV 7.84



LCSPACE30
LRV 8.36



LCSPACE31
LRV 3.90



Brick Bond



Quarter Turn

Latour

Specification:	Tile
Product Dimensions	500mm x 500mm
Product Construction	Tufted loop pile
Surface Yarn	100% Meraklon BCF Polypropylene
Total Carpet Weight	4400 g/m ²
Tufted Pile Weight	543 g/m ²
Primary Backing	Non-woven
Secondary Backing	Bitumen
Total Carpet Thickness	6.8mm

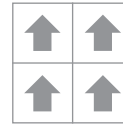
For full specification information visit www.gradusworld.com



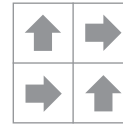
Environmental Profiles
ENP 399co

BRE Global (BREEAM):

- 'A+' Commercial Office (tile)
- 'A+' Education (tile)
- 'A+' Healthcare (tile)



Broadloom



Quarter Turn



500mm x 500mm View



Ravenstone 03422
LRV 13.36




Glandford 03405
LRV 6.92



Wyre 03402
LRV 9.49




Cheviot 03401
LRV 5.19




Cannock 03408
LRV 11.31




Matterhorn 03423
LRV 7.34




Glenavon 03417
LRV 2.45




Niagara 03416
LRV 6.32



Scafell 03415
LRV 4.54




Derwent 03418
LRV 10.93



Coniston 03420
LRV 7.04




Langdale 03411
LRV 10.92



Wansdyke 03410
LRV 4.89



Torridon 03419
LRV 9.11



Howden 03421
LRV 10.37



Arfon 03404
LRV 8.74

Samples

An accurate colour match can only be achieved by requesting the relevant product sample(s) from Gradus Technical Support on 01625 428922.



Related products

Latour Stripes - see page 79



Dovedale 03406
LRV 7.24



Cairngorm 03414
LRV 3.98

Latour Stripes

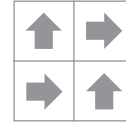
Specification:	Tile
Product Dimensions	500mm x 500mm
Product Construction	Tufted Loop Pile
Surface Yarn	100% Meraklon BCF Polypropylene
Total Carpet Weight	4400 g/m ²
Tufted Pile Weight	543 g/m ²
Primary Backing	Non-woven
Secondary Backing	Bitumen
Total Carpet Thickness	6.8mm

For full specification information visit www.gradusworld.com



BRE Global (BREEAM):

- 'A+' Commercial Office (tile)
- 'A+' Education (tile)
- 'A+' Healthcare (tile)



Quarter Turn



500mm x 500mm View



Peebles 06002
LRV 7.62



Talmine 06010
LRV 3.26




Wetheral 06008
LRV 3.62




Morden 06003
LRV 7.59




Ulverston 06001
LRV 3.34



Grasmere 06006
LRV 8.08



Stange 06009
LRV 4.72



Rivelin 06007
LRV 4.46



Staffin 06004
LRV 3.67



Alston 06005
LRV 6.45

Samples

An accurate colour match can only be achieved by requesting the relevant product sample(s) from Gradus Technical Support on 01625 428922.



Related products

Latour - see page 78

Predator

Specification:	Tile	Broadloom *
Product Dimensions	500mm x 500mm	4 metres
Product Construction	Tufted Loop Pile	Tufted Loop Pile
Surface Yarn	100% Aquafil Nylon	100% Aquafil Nylon
Total Carpet Weight	4400 g/m ²	1753 g/m ²
Tufted Pile Weight	525 g/m ²	525 g/m ²
Primary Backing	Non-woven	Woven Polypropylene
Secondary Backing	Bitumen	Woven Polypropylene
Total Carpet Thickness	6.5mm	5.5mm

For full specification information visit www.gradusworld.com

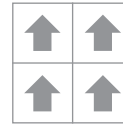
* Minimum quantity 300 sq metres, a maximum of 5% overage applies.



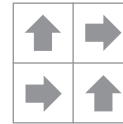
Environmental Profiles
ENP 399cu & 399cv

BRE Global (BREEAM):

- 'A+' Commercial Office (broadloom)
- 'A+' Education (tile and broadloom)
- 'A+' Healthcare (tile)



Broadloom




Quarter Turn



500mm x 500mm View



Fox 03306
LRV 7.20




Osprey 03324
LRV 4.64




Wolf 03323
LRV 7.90



Piranha 03320
LRV 5.11



Hawk 03316
LRV 12.73




Lynx 03322
LRV 10.00

Samples

An accurate colour match can only be achieved by requesting the relevant product sample(s) from Gradus Technical Support on 01625 428922.



Barracuda 03305
LRV 9.84



Orca 03303
LRV 6.06



Mantis 03302
LRV 9.50




Puma 03301
LRV 8.07




Merlin 03310
LRV 16.00



Stingray 03308
LRV 6.95



Panther 03314
LRV 5.28



Python 03307
LRV 8.17

Lafite

Specification:	Tile
Product Dimensions	500mm x 500mm
Product Construction	Tufted Loop Pile
Surface Yarn	100% Aquafil Solution Dyed Nylon
Total Carpet Weight	4375 g/m ²
Tufted Pile Weight	500 g/m ²
Primary Backing	Non-woven
Secondary Backing	Bitumen
Total Carpet Thickness	6.8mm

For full specification information visit www.gradusworld.com




Environmental Profiles
ENP 399dv & 399dw

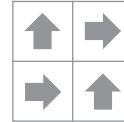
BRE Global (BREEAM):

- 'A+' Education (tile)
- 'A+' Healthcare (tile)
- 'A+' Retail replacement by fashion (tile)

Lafite

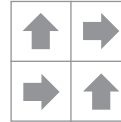


Broadloom



Quarter Turn


Lafite Stripes



Must be laid
Quarter Turn



Plains



500mm x 500mm View

Samples

An accurate colour match can only be achieved by requesting the relevant product sample(s) from Gradus Technical Support on 01625 428922.



Ciron 06801
LRV 11.13




Maine 06804
LRV 11.72



Loire 06807
LRV 7.49



Bordeaux 06802
LRV 6.58



Rouen 06805
LRV 9.61



Tarn 06808
LRV 6.50



Marseille 06803
LRV 7.44



Belfort 06806
LRV 5.92



Sevan 06809
LRV 6.34

Stripes



Toulouse 06810
LRV 7.94



Maronne 06811
LRV 8.63



Lyon 06812
LRV 8.88

Bodega

Specification:	Tile	Broadloom	Aquabac Impervious
Product Dimensions	500mm x 500mm	4 metres	2 metres or 4 metres *
Product Construction	Tufted Loop Pile	Tufted Loop Pile	Tufted Loop Pile
Surface Yarn	100% Polypropylene	100% Polypropylene	100% Polypropylene
Total Carpet Weight	4500 g/m ²	1906 g/m ²	2800 g/m ²
Tufted Pile Weight	678 g/m ²	678 g/m ²	678 g/m ²
Primary Backing	Non-woven	Woven Polypropylene	Woven Polypropylene
Secondary Backing	Bitumen	Woven Polypropylene	Aquabac
Total Carpet Thickness	6mm	5mm	6.5mm

For full specification information visit www.gradusworld.com

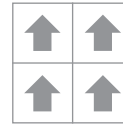
* Minimum quantity 300 sq metres, a maximum of 5% overage applies.



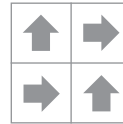
Environmental Profiles
ENP 399ca, 399cb & 399cd

BRE Global (BREEAM):

- 'A+' Healthcare (tile, broadloom and Aquabac impervious)
- 'A+' Education (tile, broadloom and Aquabac impervious)
- 'A+' Commercial Office (broadloom)



Broadloom



Quarter Turn



500mm x 500mm View



Oatmeal 03807
LRV 16.72



Barley 03816
LRV 15.94



Redwood 03820
LRV 8.34



Brindle 03811
LRV 13.46



Soft Sage 03825
LRV 14.34



Damson 03822
LRV 4.09



Jade 03824
LRV 12.27



Cosmos Blue 03804
LRV 10.49



Anthracite 03808
LRV 9.05



Mermaid 03812
LRV 8.67



Marine Blue 03823
LRV 7.46



Jet 03827
LRV 2.26

Samples

An accurate colour match can only be achieved by requesting the relevant product sample(s) from Gradus Technical Support on 01625 428922.

Freeway

Specification:	Broadloom *	Aquabac Impervious
Product Dimensions	4 metres	2 metres or 4 metres *
Product Construction	Tufted Cut Pile	Tufted Cut Pile
Surface Yarn	100% Polypropylene	100% Polypropylene
Total Carpet Weight	2050 g/m ²	2900 g/m ²
Tufted Pile Weight	814 g/m ²	814 g/m ²
Primary Backing	Woven Polypropylene	Woven Polypropylene
Secondary Backing	Woven Polypropylene	Aquabac
Total Carpet Thickness	6mm	9mm

For full specification information visit www.gradusworld.com

* 4 metres, minimum quantity 300 sq metres, a maximum of 5% overage applies.




Environmental Profiles
ENP 399ci

BRE Global (BREEAM):
'A+' Healthcare (Aquabac impervious)
'A+' Education (Aquabac impervious)



500mm x 500mm View



Old Stone 03015
LRV 11.11



Burnt Orange 03023
LRV 4.81




Forest Fern 03026
LRV 3.37



Mulled Wine 03024
LRV 3.73




Cherry Red 03018
LRV 5.30




Iron Tonic 03029
LRV 9.42



Indigo Blue 03027
LRV 3.88



Fern Blue 03004
LRV 7.42



Carbon Haze 03030
LRV 5.87



Thunder Cloud 03008
LRV 3.93



Sea Breeze 03013
LRV 5.66



Black Pepper 03021
LRV 2.51

Samples

An accurate colour match can only be achieved by requesting the relevant product sample(s) from Gradus Technical Support on 01625 428922.

Pacific Loop



Environmental Profiles
ENP 399cq & 399cs

BRE Global (BREEAM):

- 'A+' Healthcare (broadloom)
- 'A+' Education (broadloom and Aquabac impervious)
- 'A+' Commercial Office (broadloom)



Specification:	Broadloom	Aquabac Impervious
Product Dimensions	4 metres	2 metres or 4 metres *
Product Construction	Tufted Loop Pile	Tufted Loop Pile
Surface Yarn	100% Polypropylene	100% Polypropylene
Total Carpet Weight	2000 g/m ²	2700 g/m ²
Tufted Pile Weight	813 g/m ²	813 g/m ²
Primary Backing	Woven Polypropylene	Woven Polypropylene
Secondary Backing	Woven Polypropylene	Aquabac
Total Carpet Thickness	6mm	7mm

For full specification information visit www.gradusworld.com


* Minimum quantity 300 sq metres, a maximum of 5% overage applies.



500mm x 500mm View



Sand 06301
LRV 12.63



Beach 06302
LRV 9.30



Starfish 06303
LRV 11.02



Coral 06304
LRV 7.41



Anemone 06307
LRV 6.13



Kelp 06305
LRV 5.47



Seaweed 06312
LRV 7.41



Surf 06311
LRV 9.13



Dolphin 06318
LRV 9.23



Turtle 06314
LRV 5.28



Ocean 06309
LRV 6.56




Urchin 06319
LRV 5.34

Samples

An accurate colour match can only be achieved by requesting the relevant product sample(s) from Gradus Technical Support on 01625 428922.

Secondary Barrier Carpet

- High performance barrier carpet provides the matting solution for entrances, breakout areas or any heavy duty traffic area where contamination needs to be treated effectively
- Unique yarn system removes soil from foot traffic whilst absorbing moisture and being easy to clean
- Colours and designs complement any design scheme



Boulevard Stripe^{HD}



Boulevard Stripe^{HD} - Magpie with Boulevard 5000^{HD} - Cuckoo and Times Square - Lime 06606

Specification:	Sheet
Product Dimensions	25m x 2m
Product Construction	Tufted Cut Pile
Surface Yarn	100% Aquafil Alto Chroma SDN
Total Carpet Weight	4300 g/m ²
Tufted Pile Weight	800 g/m ²
Primary Backing	Non-woven
Secondary Backing	PVC
Total Carpet Thickness	9mm


For full specification information visit www.gradusworld.com



500mm x 500mm View



Magpie
LRV 3.85



Raven
LRV 2.48

Samples

An accurate colour match can only be achieved by requesting the relevant product sample(s) from Gradus Technical Support on 01625 428922.



Related products

Boulevard 5000^{HD} - see page 90

Boulevard 6000



Environmental Profiles
ENP 399cf

BRE Global (BREEAM):
'A+' Retail replacement by fashion (tile)



Boulevard 6000 - Indigo and Brickworks - Holbrook 06712

Specification:	Tile	Sheet
Product Dimensions	500mm x 500mm	25m x 2m
Product Construction	Tufted Cut Pile	Tufted Cut Pile
Surface Yarn	100% Aquafil Alto Chroma SDN	100% Aquafil Alto Chroma SDN
Total Carpet Weight	4768 g/m ²	4470 g/m ²
Tufted Pile Weight	950 g/m ²	950 g/m ²
Primary Backing	Non-woven	Non-woven
Secondary Backing	Bitumen	PVC
Total Carpet Thickness	9mm	8mm

For full specification information visit www.gradusworld.com



500mm x 500mm View

Samples

An accurate colour match can only be achieved by requesting the relevant product sample(s) from Gradus Technical Support on 01625 428922.



Shadow
LRV 5.36



Walnut
LRV 2.86



Rosemary
LRV 4.45



Galaxy
LRV 2.56



Indigo
LRV 4.01



Atlantic
LRV 1.90



Nickel
LRV 3.70




Nightfall
LRV 1.48

Boulevard 5000^{HD}



Specification:	Sheet
Product Dimensions	25m x 2m
Product Construction	Tufted Cut Pile
Surface Yarn	100% Aquafil Alto Chroma SDN
Total Carpet Weight	4300 g/m ²
Tufted Pile Weight	800 g/m ²
Primary Backing	Non-woven
Secondary Backing	PVC
Total Carpet Thickness	7.5mm

For full specification information visit www.gradusworld.com



500mm x 500mm View



Corncrake
LRV 9.52



Kestrel
LRV 5.42



Shelduck
LRV 5.20



Redpoll
LRV 4.14

Samples

An accurate colour match can only be achieved by requesting the relevant product sample(s) from Gradus Technical Support on 01625 428922.



Related products

Boulevard Stripe^{HD} - see page 86



Cuckoo
LRV 5.63



Swallow
LRV 2.08




Moorhen
LRV 2.98



Jackdaw
LRV 1.73

Boulevard 1500



Boulevard 1500 Terra

Specification:	Sheet
Product Dimensions	15m x 2m
Product Construction	Needlepunch
Surface Yarn	100% Polypropylene
Total Carpet Weight	3000 g/m ²
Tufted Pile Weight	1600 g/m ²
Backing	Rubber
Total Carpet Thickness	9mm


For full specification information visit www.gradusworld.com




500mm x 500mm View




Tempestas
LRV 2.14



Marinus
LRV 2.71



Terra
LRV 10.89




Calculus
LRV 9.03

Samples

An accurate colour match can only be achieved by requesting the relevant product sample(s) from Gradus Technical Support on 01625 428922.

Lok-Lift Dry Adhesive Mesh



ECO FRIENDLY
LOK-LIFT[®]
DRY ADHESIVE



Dry adhesive mesh for peelable carpet fixing

Fully releasable environmentally friendly installation system for commercial use.

- Totally recyclable
- Quick, easy and clean installation and removal
- No odours or VOC problems, which are commonly associated with wet adhesives
- Ideal for both broadloom and carpet tile installations
- Installs and performs over virtually any surface, including carpet, concrete and vinyl
- Permits instant re-use of the floor
- Pressure sensitive bond becomes stronger in use
- Highly resistant to rolling loads
- Dry bond adhesive mesh creates total edge to edge adhesion between carpet and sub surface

Lok-Lift permits carpet to be laid on many existing floor finishes saving costs and time, whilst avoiding mess and disruption.

Case Studies

The following pictures show various installations for Gradus carpets:



Nuffield Cheltenham Hospital
Cityscene – Raffia (06101)



New Look Retailers, Weymouth Support Centre
Times Square – Grey (06601)



The Kent Institute of Medicine & Surgery (KIMS)
Wall Street - Riverdale (06904), Wall Street Stripes - Nolta (06916)



The Firs Primary School, Sale
Genus – Cornfield (00225)



Brunel University
Freeway – Old Stone (03015)



Gradpad Wood Lane Studios, London
Times Square – Grey (06601), Times Square – Natural (06602)



Oxford University, Natural History Museum
Adventurer – Nile Brown (25007)



Walkden High School
Stratus – Storm Surge (06504)



The Spire Hospital, Southampton
Cityscene – Shale (06106)



Spire Cheshire Hospital, Warrington
Adventurer – Oregon Forest (25010), SqMile – Holborn (01327)



Western Primary School
Freeway – Fern Blue (03004)



Rotherham Hospital
Esplanade Plus with Boulevard 6000 Wiper Colour – Nightfall
Boulevard 5000HD – Moorhen



www.gradusworld.com

call: 01625 859000

GRADUS

Gradus Carpets Park Green Macclesfield Cheshire SK11 7LZ England UK Tel: 01625 859000 Fax: 01625 850352
For enquiries outside the UK and Eire contact Gradus International on +44 (0)1625 613780