

## Welcome to the Madison pdf catalog!

For any questions or information regarding the purchase of our products, please contact your regional rep from the list below. Thanks!

### **Paul Roach**

Western Regional Sales Manager  
proach@meproducts.net

### **Brian Goodwill**


Eastern Regional Sales Manager  
bgoodwill@meproducts.net

### **Scott Davis**

North-Central Regional Sales Manager  
sdavis@meproducts.net

## get [connected]






**ME**  
MADISON ELECTRIC  
*Products*



**2013** *Product Catalog*



**Madison has it!**



We proudly offer over 2,000 products, many of which have been created and tested by electricians in the field. Madison offers these products to the electrical industry through a vast network of electrical distributors. Whether you're in need of a fitting, or a tool to make your job easier, Madison has it!

## **TABLE OF CONTENTS**

Terms & Conditions	<b>ii</b>
Letter from the President	<b>iv</b>
About Us	<b>vi</b>
Awards	<b>x</b>
Sparks Program	<b>xii</b>
New Products	<b>xiv</b>
Tools	<b>2</b>
Rigid & IMC Conduit Fittings	<b>12</b>
EMT Conduit Fittings	<b>28</b>
Liquid-Tight Fittings	<b>40</b>
Flex/MC/AC Fittings	<b>48</b>
NM Fittings & Supports	<b>62</b>
Portable Cord Fittings	<b>70</b>
Grounding, Bonding & Splicing	<b>76</b>
PVC Fittings	<b>86</b>
Conduit Bodies	<b>106</b>
Nipples, Elbows & Couplings	<b>122</b>
Hangers & Supports	<b>138</b>
Service Entrance Hardware	<b>158</b>
Box & Fixture Accessories	<b>170</b>
CADDY® Fasteners	<b>178</b>
Flexible & Liquid-Tight Conduit	<b>206</b>



### **TERMS**

Upon approved credit, the following standard terms will apply: 2% 10th, net 30 days.

### **MINIMUM BILLING**

Due to order processing costs, a minimum charge of \$100 will be applied to each invoice regardless of the order value.

### **FREIGHT**

Full freight is allowed and prepaid on shipments totaling \$1,000 or more. Shipments less than \$1,000 will ship freight collect. Prepaid shipments will be routed by Madison to any point within the continental United States. Shipments outside of the continental United States are prepaid to point of embarkation. Special routing requests such as Air Freight will be shipped freight collect.

### **PRICING**

Prices are subject to change without notice unless protected by a registered quotation for a specified time. Only products and quantities identified on the quotation will receive price protection for specified time.

### **RETURN POLICY**

- Approval to return material for credit or replacement, and disposition of such material will be made by the factory office in Bedford Heights, OH, only.

## **TERMS & CONDITIONS**


- Request to return material must include catalog number, quantity, invoice number and date of purchase.
- All material to be returned must be current catalogued items and have an original purchase date within the preceding 12 months.
- All material must be in unused and resalable condition, and in standard shelf carton quantities.
- An RGA will be issued by the factory, after which material must be shipped on a freight prepaid basis to destination as specified on the RGA.
- Material must be returned within 60 days of authorization or the authorization will be voided.
- All material returned will be subject to a 20% restocking fee, unless otherwise authorized by the factory.

### **WARRANTY**

Madison products are inspected carefully. However, it is impossible to detect all imperfections. Our guarantee is only to replace such merchandise as may prove defective if called to our attention within 60 days after being received. Madison may not be held responsible for any damages beyond the price of material.

### **CLAIMS AND DISCREPANCIES**

Claims for shortages or pricing discrepancies must be reported to the factory within (30) days after receipt of material.



**Brad Wiandt**  
*President*  
*Madison Electric Products*

## ***A LETTER FROM THE PRESIDENT***

### **Dear Valued Business Partner,**

Madison continues to implement exciting changes across its business. Innovation has been the driving force behind these changes. Whether it is a new business tool, a new business process, or a new product, Madison is dedicated to providing the best solutions to our valued customers. Our award winning SPARKS Innovation Center™ has delivered many new, innovative and labor saving product solutions. These products were born in the minds of end users throughout the electrical industry, and therefore, deliver immediate value to the Electrical Wholesale channel.


I am proud to introduce this latest edition of our product catalog, which highlights these new products along with our entire product portfolio. I hope that you find this catalog to be a useful resource. Should you have any suggestions on how we can possibly make this tool, or any aspect of our business, better.....we would love to hear from you!

From all of our dedicated employees to you, I want to thank you for your continued support of Madison Electric Products, Inc.

Best Regards,

A handwritten signature in black ink, appearing to read "Bill White". The signature is written in a cursive, flowing style with a long horizontal stroke at the end.





## **About Madison Electric Products**

Madison Electric Products provides over 2,000 field-tested and field-created products developed by electricians for electricians.

Headquartered in northeast Ohio, Madison Electric Products boasts a customer service oriented coast-to-coast network of sales reps and distribution centers.

Madison Electric Products is built upon a legacy of product innovation, an ongoing commitment to superior customer service and product quality, and a dynamic and progressive management team that establishes open, one-on-one relationships with company partners, including customers, distributors, manufacturers, and inventors.

## **HISTORY & LEADERSHIP**


Madison Electric Products was founded in Cleveland in 1929 by Earl Atkinson, an electrician and inventor of the Madison Strap, one of the electrical industry's most relied-upon and favorite products. At the helm of Madison Electric Products today is President Brad Wiandt and his team of experienced electrical industry veterans.

### **OUR BRAND**

Madison Electric is revolutionizing the electrical distribution market with new attitudes, new processes, new procedures and new products – growing smartly into a spirited, innovative, inspired organization built on the innovative legacy of its founders and the on-going commitment to deliver the highest quality products to customers in construction related trades, OEM and building maintenance. Over the years, Madison Electric has led the industry with field-tested and field created products developed by electricians for electricians.

Today, Madison Electric enjoys a well-deserved reputation as the innovative source and industry thought leader for product development. Our past is the foundation for our future, where a second to none customer service approach is reflected in everything we do. From the way we deal with our distributors and contractors, to the direct, one-on-one relationships we maintain with our manufacturing partners, we work hard to guarantee success, improved quality and superior performance.





## **NOW OPEN! New West Coast Distribution Center**

Our new facility will enable better fill rates, faster delivery times and better service to customers on the west coast.

In January of 2013, Madison Electric Products opened a 35,000 square-foot distribution center in Rancho Cucamonga, California. Carrying Madison's full product line, this facility is our first distribution center on the west coast.

The addition of a California distribution center is a direct result of west coast sales growth and is part of Madison's ongoing commitment to enhance customer support. The distribution center will primarily serve



## ABOUT US

customers in the western United States, reducing freight costs and shortening delivery times.

“This new distribution center is a testament to Madison’s growth and the additional demand for our innovative products on the west coast,” said Brad Wiandt, president of Madison Electric Products. “The addition of this distribution center allows us to achieve higher fill rates and reduce backorders, continuing Madison’s customer-focused approach to the market.”

Our new west coast distribution center compliments Madison’s existing facility in Bedford Heights, Ohio and is part of a network that includes 16 independent manufacturer rep warehouses. Facility features include wire-guided order pickers, more than 1,800 active pick locations and more than 3,100 overstock locations.





### **Madison's Cut-in Snap Lock named to the 2013 EC&M Product of the Year Awards!**

Madison's Cut-in Snap Lock has been selected as the Connectors and Fittings (Cable) Category Winner for 2013! EC&M's Product of the Year Awards annually recognize the most valuable products introduced to the electrical market in the previous year. We're thrilled to be included among the 46 Category Winners selected for 2013.



### **Taking Commitment to Innovation on the Road with the Innovation Express**

Madison won the 2012 tED Brand Awareness Award. We took our commitment to innovation on the road with the Innovation Express, a traveling showcase of new products. Visiting distributors, contractors' headquarters and jobsites, the Innovation Express created a platform for Madison to connect with partners, demonstrate products and educate customers.



**Accolades for Madison’s first-of-its-kind approach to product development continue to pour in.**

Madison’s crowdsourced approach to product development -- the Sparks Innovation Center -- recently received a 2011 “Spike Award” from Kalypso LP in the Manufacturing/ Other category. The Spike Awards celebrate forward-thinking innovation that leverages social strategies, processes and technologies to improve product development.



**Madison receives a 2011 Manny Award from Inside Business magazine.**

We were recognized for the Sparks Innovation Center, the industry’s first crowdsourced approach to product development. The Manny Awards recognize the manufacturing industry’s greatest accomplishments by honoring local companies for their innovation and best practices.

# IDEAS WELCOME

**Who knows? Maybe the next great invention will be yours!**

**You're out in the field every day. You know what works and what doesn't. And we're sure that at some point or another you've said to yourself, "I have a great idea. I could do this better!"**

If you're looking for a partnership with a company that thrives on product innovation and relationships with electricians just like you, visit our Sparks Innovation Center online. It will take you to a simple questionnaire to get things started on submitting an idea to us.

There's no commitment. While we can't guarantee that your idea will make it to market – let's face it, not every idea will – we can guarantee that we will:

- Respond to you as quickly as possible
- Consider every idea submitted
- Appreciate that you took the time to submit one!

**Want to see some of our newest Sparks products in action? The following section shows our new products. Products developed through the Sparks Product Innovation Center are marked by a Sparks symbol in the lower corner of the page.**




Innovation that works.



MADISON ELECTRIC PRODUCTS  
**sparks**  
PRODUCT INNOVATION CENTER

▶ Learn how to bring your ideas to life at:  
[www.MEproducts.net/SPARKS](http://www.MEproducts.net/SPARKS)





Pg. 82



## *Inline Intersystem Bonding Bridge*

**new & exclusive**




## **Grounding & Bonding at it's best!**

Madison's done it again! Our new Inline Intersystem Bonding Bridge will change the way you bond your intersystem bonding conductors. It provides a dependable method for grounding and bonding for electrical systems. Typical applications include communications, solar, cable, and transmission lines. When used with conduit, it provides protection against damage and theft of the main ground.

- Designed for indoor and outdoor use
- Incorporates six (6) terminating points (2x the amount required by the NEC)
- Main ground conductor is isolated from communications lines
- Easy installation
- Eliminates creating holes in building that could allow ingress of water
- Mounts to enclosures, conduit bodies, and inline with conduit
- Gangable

  
sparks



Pg. 54



c  US LISTED

## ***Cut-in Snap Lock***


## new products




### **Introducing the latest innovation in electrical fittings, the Cut-in Snap Lock MC connector.**

Our Cut-in Snap Lock provides significant labor savings when connecting metal clad or armored cable in old work (cut-in) electrical box installations. No tools are required when assembling to the cable or box. After installing the old-work box in the wall and fishing the cable through the box, simply snap the cable into the fitting and snap the fitting into the box. The Cut-In Snap Lock MC Connector is also easily removed without tools and it is reusable.

- Faster installation
- No tools required
- One piece design
- Robust, pre-assembled bushing
- Easy removal & reusable
- Fits 1/2" knockout
- cULus Listed



Pg. 54



## ***Double Snap Lock***

## new products

# Introducing the latest innovation in electrical fittings, the **Double Snap Lock MC connector.**

It provides significant labor savings when installing metal clad or armored cable to steel boxes or enclosures. No tools are required when assembling to the cable or the box. Simply snap the cable to the fitting and snap the fitting into the box. The Double Snap Lock can be easily removed without tools and is reusable. Patent pending.

- Faster installation
- No tools required
- One piece, square grip design
- Robust, pre-assembled bushing
- Easy removal
- Reusable
- Fits 1/2" knockout
- cULus Listed



Pg. 5



**Smart**Tools™  
# LADDER HORSE

**new & exclusive**



## **Ladder Horse is a universal tool.**

Similar to a machinist v-block, use the Ladder Horse for supporting, cutting, trimming and sawing. It works anywhere your ladder works.



Unlike a sawhorse, the Ladder Horse requires no unfolding, no assembly, and no bulky storage. Save your back! No more bending over. Place the Ladder Horse on the support across the back of your ladder to stand up and cut.

Cut EMT, Rigid, PVC and even threaded rod. Increase your safety by letting Ladder Horse do the work. It can support fixtures while you get your footing. While standing up, cut drywall, and similar materials upright, using a T-square for a nice straight edge.

- Solid aluminum construction
- Marked measurements
- Works with most step ladders

 sparks





Pg. 4



**Smart**Tools™  
⊕ TRACER TOOL

**new & exclusive**




## **Work smarter with Smart Tools!**

The Tracer Tool accurately and easily traces 2" x 3" metal old work box outlines on surfaces for proper installation in walls, centering the box to match any existing. Integrated vertical and horizontal levels and center point location mark allow for quick and easy placement of the tracer.

Made of durable plastic, the Tracer Tool has a rubber backing for turning ease and pliability to surfaces when tracing. Small and easy to use, it works both vertically and horizontally with bull's eye accuracy. Patent pending.

- Bull's eye accuracy
- Works vertically and horizontally
- Durable plastic with rubber backing
- Saves time and labor

 sparks



Pg. 5



**SmartTools**<sup>™</sup>  
○ HOLLOW SHANK

**new & exclusive**




**Available in 3 Lengths:**  
3" Perfect for Nuts & Bolts  
6" Perfect for Anchors  
12" Perfect for Threaded Rod

## **Work smarter with Smart Tools!**

The 9/16" Hollow Shanx Power Nut Driver fits 3/8" SAE Nuts, Bolts, Anchors and Threaded Rod! Attached to a drill, it is ten times easier and ten times faster than using your fingers. Hollow Shanx have a hollow shank that permits the nut to be driven down a long threaded rod to the limit of this shank. Each shank is hollow to the maximum depth permitted by the construction of the tool, not just part way. The Hollow Shanx has a collet drive shank (very common) to permit its use in a collet drive chuck. Available in 3 lengths, 3", 6" and 12", Hollow Shanx are a one piece tool so the parts cannot be separated and lost. Patent pending.

- Saves time and labor
- Shank is hollow to the maximum depth
- Fits all common conventional drill chucks
- One piece tool means no missing parts

  
sparks




Pg. 4



**SmartTools™**  
POWER PULL-IT

**new & exclusive**



## **The powerful new way to pull wire without breaking a sweat!**

Power Pull-it is a compact and portable wire pulling device that utilizes your cordless drill to efficiently pull wire, and dramatically reduce hand-pulling fatigue and injuries.

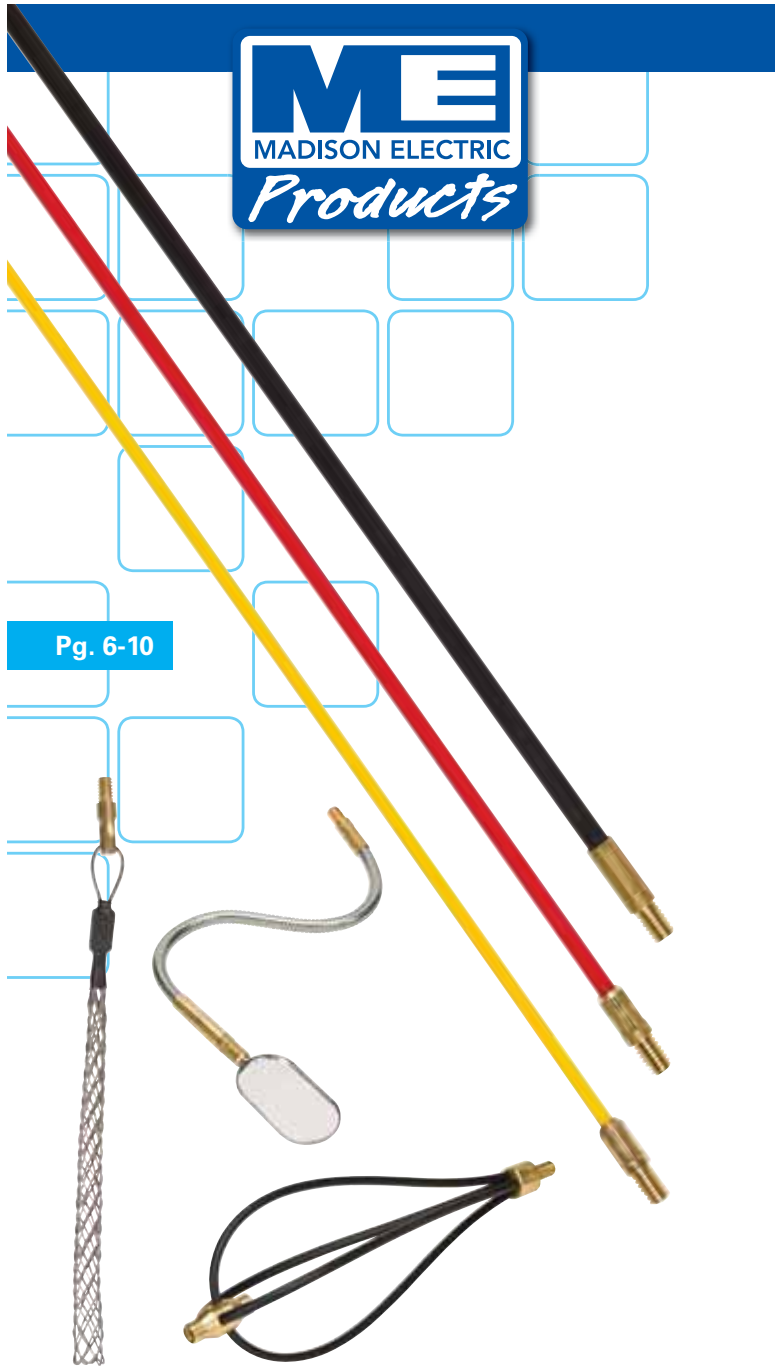
Just attach the pull line to your drill, and let it do all the work for you. Made in the USA, Power Pull-it's sturdy construction includes a precision bearing assembly, and requires no anchors. It's the fast, easy way to pull wire, while saving on labor costs, and reducing pulling fatigue, and hand injuries. Includes a spare line sleeve and tool pouch.

- Saves on labor costs
- Reduces pulling fatigue and hand injuries
- Precision bearing assembly
- Sturdy construction
- No anchors required

  
sparks




Pg. 6-10



**SUPER ROD<sup>®</sup>**

**new & exclusive**




## **True innovation designed by you.**

The real innovation behind Super Rod products is that they don't just route cable. These are multi-purpose tools that allow installers to inspect, illuminate and retrieve with a range of unique time saving attachments.

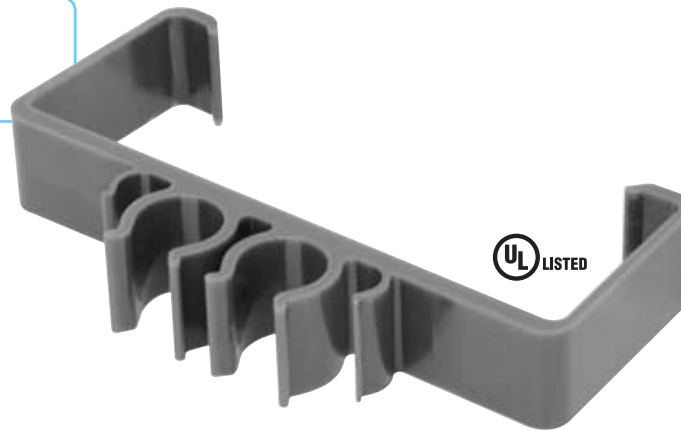
In 2009 alone, the Super Rod system saved a massive 9 million hours to the electrical industry, worth over \$650,000,000. Surveys have proven that the payback time for investing in a Super Rod set is very often after just one job, reinforcing the fact that anyone who uses cable should be using Super Rod!

- Adoxim material eliminates splinters
- Many attachments available
- All pieces are interchangeable





Pg. 140



**CLIPit**™

xxx

## exclusive products



**It's that fast.  
It's that easy!**


Now supports **MC/AC**  
and low voltage cable

## Keep those pliers in your pocket!


Madison Electric Products' Clip-it™ makes installing MC Cable a snap. No more reaching for tools to secure your cable. Madison Electric Products makes it fast and easy. Our patented rifled polycarbonate design will hold MC or armored cable 12/2 through 10/3, eliminating the unsightly sagging you get with other supports. The Clip-it MC products are made from durable hi-impact polycarbonate, and can be used universally. Clip-it meets NEC 2008 code for plenum ratings, and tested tough enough to be used in environments -30°F thru 250° F.

- Withstands harsh environments -30°F - 250°F
- Fits MC/AC cable 12/2 thru 10/3
- Sturdy polycarbonate

  
sparks




Pg. 141



**CLIP***it*<sup>TM</sup>

**exclusive products**




## **Simplify with Clip-it Channel Strips.**


Until now there has never been an MC support so fast, so versatile, so compact and so easy to use. The Clip-it Channel Strip system gives your electrician the ability to use MC Cable and have the finished product they can be proud of. Simply snap the MC Clip into the Channel Strip and snap your cables in place. It's that fast and that simple. Channel Strip comes in standard 20 inch lengths and can be cut to your required size. With only three screws, you have the flexibility to support up to 20 cables at a time

- Sturdy polycarbonate
- Withstands harsh environments -30°F - 250°F
- Fits MC/AC cable 12/2 thru 10/3
- Fits 1/2" thru 1" PVC, Rigid and EMT
- Environmentally friendly
- UL listed

  
**sparks**




Pg. 172



**Smart**Box™

## exclusive products



## Designed with the electrician in mind.


The Original Smart Boxes are unmatched in versatility in new work locations where you cannot swing a hammer, or where final wall surfaces are uncertain, like kitchens and baths. They are unmatched in old or retrofit work applications because they are always mounted to a stud. Before Smart Box, all other manufacturers hung their old work boxes on flimsy 3/8 or 1/2 sheet rock, or even worse lathe and plaster. Our Original Smart Boxes are unmatched in adjustability, as they are molded entirely of 1 piece with no moving parts to break or lose.

- Available in 1, 2, 3 & 4 gang, and horizontal
- Step down feature allows for wire entrance in both top and bottom of box
- Heavy duty 42 lb. mounting screws supplied
- Mounts to wood or metal stud 25g
- All 6/32 device holes are threaded
- Extra thick PVC wall material creates stability and rigidity
- Built in wire clamps

 sparks




Pg. 172



**Smart**Box<sup>TM</sup>

## exclusive products



## Unique design & unmatched versatility

The light fixture Smart Box is a unique ceiling box with a UL listed rating for 50 lb. light fixture support. This ceiling box is extra deep for mounting all smoke and carbon monoxide detectors.


- Quicker to install than a nail on box
- Easily upgraded to a MSBFAN product
- Extra thick wall material for stability

Add a cold rolled steel L-Bracket to this Smart Box and you now have a UL listed 50 lb. paddle fan support box and a 75 lb. light fixture support box that works for all kinds of job situations.


- Heavy duty design for support of moving loads
- Extra deep for paddle fan components
- Locking nuts for secure paddle fan attachment

sparks






Pg. 173



**Smart**Box™

## exclusive products




## An even more user friendly device box.

The new 2-6 gang Multi-Mount device boxes are a hybrid of the Original Smart Boxes. These boxes offer additional built in features such as removable nail tabs used for metal stud mounting, removable interior mounting blocks to allow for more cubic inch in the box, built in mounting blocks on the top end of the box for vertical mounting, 1/2 inch knock outs for blue tube or PVC conduit connections, and finally low voltage wall dividers to allow for mixed voltages in the same box.

- Available in 2, 3, 4, 5 and 6 gang
- Largest volume offered in device boxes
- Heavy duty mounting screws supplied
- Vertical and horizontal mounting
- UL approved for single screw mounting (extra support bar not required)
- Use for flat screen TV applications and home theatre centers
- Extra thick wall material creates stability and rigidity






Pg. 173



**Smart**Box™

exclusive products



## Box alignment made easier.


The 1 and 2 gang low voltage data Smart Boxes offer a unique leveling feature to help electricians align the data box to an existing electrical box. These data boxes also incorporate a 3/4" to 1" snap out conduit adapter. The adapter swings on a hinge in an outwardly direction to a 90 degree locking position in either a vertical or horizontal direction. The 2 gang data box features 2 of these conduit adaptors providing feed through wiring. As with the entire Smart Box line, low voltage data boxes are well suited for new and old work with adjustable depth capacity.

- Available in 1 and 2 gang
- Leveling tab feature allows for easy alignment to adjacent box
- Heavy duty 42 lb. mounting screws supplied
- Mounts to wood or metal stud 25g
- Same box mounts in a horizontal or vertical position
- All 6/32 device holes are threaded
- Use where TV and computer locations are suited


  
sparks

# 2

## tools




From some of the most innovative tools to everyday basics, Madison has it. These are the tools electricians need. In fact, many of these products were invented by electricians through our Sparks Product Innovation Center. With some classics mixed in, our tools are the right tools for your job. Take a look for yourself and see how much easier and more efficient our line up of tools can make your jobsite.



**ME**products.net

## PULL-IT™ WIRE PULLING DEVICE

Provides an efficient way to pull wire through electrical boxes



**Material:** Steel

**Features:** Fits all standard outlet boxes. Durable construction. Built-in rollers make wire pulling easy. Eliminates restarts, no more scuffed wires. Saves on labor costs.

ITEM#	PACKING	INNER QTY	MASTER QTY
104	INDIVIDUAL PEGGED	10	40
104-DISPLAY	10 PK COUNTER DISPLAY	N/A	1
104SW	10 PK SLAT WALL DISPLAY	N/A	1

## **NEW** POWER PULL-IT™



Utilizes a cordless drill to pull wire quickly and efficiently

**Material:** Steel-Anodized Aluminum, PVC

**Features:** Saves on labor costs. Precision bearing assembly. Sturdy construction. No anchors required. Reduces pulling fatigue and hand injuries. Includes a spare line sleeve and tool pouch.

**Notes:** Individual peggable box. Master of 6 ships in a counter display.

ITEM#	INNER QTY	MASTER QTY
MWP	1	6

## **NEW** TRACER TOOL

Metal old work box tracer



**Material:** Plastic with Rubber Backing

**Features:** Integrated vertical and horizontal levels and center point location mark allow for quick and easy placement of the tracer. Saves time and labor. Bull's eye accuracy. Works vertically and horizontally. Designed and invented by an electrician.

**Notes:** Individual peggable cards in tray pack counter display.

ITEM#	PACKING	INNER QTY	MASTER QTY
MSBTRAC1	10 PK COUNTER DISPLAY	N/A	10

**NEW HOLLOW SHANX**

Nut drivers

**Material:** Steel  
**Features:** Fits 3/8" SAE nuts, bolts, anchors and threaded rod. Saves time and labor. Shanks are hollow to the maximum depth. Fits all common conventional drill chucks. One piece tool means no missing parts.




**Notes:** MSBHW-D displayer includes 6 of each size shank

ITEM#	TRADE SIZE	LENGTH	INNER QTY	MASTER QTY
MSBHW3	9/16"	3"	6	36
MSBHW6	9/16"	6"	6	36
MSBHW12	9/16"	12"	6	36
MSBHW-D	9/16"	3", 6", 12"	N/A	1

**NEW LADDER HORSE**

For supporting, cutting, trimming and sawing

**Material:** Anodized Aluminum  
**Features:** Requires no unfolding, no assembly, and no bulky storage. No more bending over. Place the Ladder Horse on the support across the back of your ladder to stand up and cut. Cut EMT, Rigid, PVC and even threaded rod. Marked measurements help you cut the proper length for your needs. It can support fixtures while you get your footing. While standing up, cut drywall, and similar materials upright, using a t-square for a nice straight edge. Works with most stepladders.



**Notes:** Individual peggable box. Master of 6 ships in a counter display.

ITEM#	INNER QTY	MASTER QTY
MLH	1	6



**NEW SUPER ROD® MEGA SET**

For routing cable, retrieving, illuminating & gripping



**Material:** Adoxim 5® Over Core Glass Fiber Rods, Brass Connectors

**Features:** With over 52ft (16m) of rods, giving you 5 different flexibilities, it's no wonder this is our most popular kit. This combined with our extensive range of attachments, makes this the must have kit for anyone working with cable. Adoxim construction eliminates splinters common with fiberglass rods.


**Contents:**

- 6 - 5mm Red Adoxim 3ft Rods
- 3 - 4mm Yellow Adoxim 3ft Rods
- 3 - 6mm Black Adoxim 3ft Rods
- 1 - 5mm Nylon 3ft Rod
- 1 - 5mm Glo Adoxim Swivel 3ft Rod
- 1 - 5mm Red Adoxim Swivel 3ft Rod
- 1 - 4mm Yellow Adoxim Swivel 3ft Rod
- 2 - Super Grips (1/4" - 3/8" & 7/16" - 9/16" Diameters)
- Flexi Lead
  - Shape It Flexi Lead
- Chain
  - Super Magnet
- Super Beam
  - Mini Eye & Ring
- Gender Changer
  - Domed Bullet
- Flat Bullet
  - Tuff Hook
- Glider

ITEM#	LENGTH	INNER QTY	MASTER QTY
MSRMX	52 ft	1	16

**NEW SUPER ROD® DELUXE SET**

For routing cable, retrieving, & illuminating



**Material:** Adoxim 5® Over Core Glass Fiber Rods, Brass Connectors

**Features:** With over 32ft (10m) of length, the Deluxe Set gives you 4 different flexibility choices. This slimmed down version of the Mega Set still offers an excellent range of functionality.

**Contents:**

- 6x 5mm Red Adoxim 3ft Rods
- 2x 4mm Yellow Adoxim 3ft Rods
- 2x 6mm Black Adoxim 3ft Rods
- Flexi Lead
  - Super Magnet
- Super Beam
  - Mini Eye & Ring
- Gender Changer
  - Tuff Hook
- Domed Bullet
  - Flat Bullet

ITEM#	LENGTH	INNER QTY	MASTER QTY
MSRSD	32 ft	1	16

**NEW SUPER ROD® STANDARD SET**



For routing cable

**Material:** Adoxim 5® Over Core Glass Fiber Rods, Brass Connectors

**Features:** With over 16ft (5m) of length, the Standard Set gives you 3 different flexibility choices. An ideal starter set.

**Contents:**

- 4 - 5mm Red Adoxim 3ft Rods
- 1 - 4mm Yellow Adoxim 3ft Rod
- Flexi Lead
- Gender Changer
- Tuff Hook
- Mini Eye & Ring
- Domed Bullet

ITEM#	LENGTH	INNER QTY	MASTER QTY
MSRSS	16 ft	1	16

**NEW SUPER ROD® SIDEKICK**



Smaller kit for routing cable

**Material:** Adoxim 5® Over Core Glass Fiber Rods, Brass Connectors

**Features:** This miniature set of rods, only 1.5ft in length, offers the ideal solution when working in a confined area. Compatible with any Super Rod attachment. Ideal set when space is restricted. They easily fit into your tool bag as well!

**Contents:**

- 2x 5mm Red Adoxim 1.5ft Rods
- 4mm Yellow Adoxim 1.5ft Rod
- 6mm Black Adoxim 1.5ft Rod
- 5mm Nylon 1.5ft Rod
- Mini Eye & Ring
- Domed Bullet
- Mini Hook

ITEM#	LENGTH	INNER QTY	MASTER QTY
MSRTB	7.5 ft	1	20

**NEW** SUPER ROD®  
POLYMER SET



Ideal for routing cable when working with sensitive materials and components

**Material:** Polymer Resin

**Features:** This shortened set of rods is ideal when working in confined areas. Contains a range of all Polymer Glo-in-the-Dark attachments. Ideal when working with sensitive materials and components, and in data cabinets. Easily fits in your toolbox.

**Contents:**

- Red Round 1ft Rod
- Black Round 1ft Rod
- Domed Bullet
- Grapple Hook
- Round Mini Eye
- Red Flat 1ft Rod
- Glo-in-the-Dark 1ft Rod
- Mini Hook
- Flat Mini Eye

ITEM#	LENGTH	INNER QTY	MASTER QTY
MSRPRS	4.2 ft	1	20

**NEW** SUPER ROD®  
TELESCOPIC POLE



Extendable pole for working at height, across loft spaces, and under floors

**Material:** Insulated Glass Fiber with Polyester Resin Coating

**Features:** Our Telescopic Pole extends to over 18ft (5.6m) in seconds. The pole comes complete with a versatile platform which allows up to three Super Rod attachments to be used at any one time. Ultra lightweight for better control.

ITEM#	LENGTH	INNER QTY	MASTER QTY
MSRTP	18 ft	1	20

**NEW** SUPER ROD®  
GLIDERS



Allows rods to navigate even the most hostile terrain without digging into loft insulation or getting caught on joists and debris

**Material:** HDSM2 Stay Put Memory Material, Brass Connectors

**Features:** The Super Grips and Super Beam can be attached to the Glider, increasing the functionality of the product even more! Compatible with other Super Rod attachments.

ITEM#	LENGTH	INNER QTY	MASTER QTY
MSRGLIDER	6.7"	1	20
MSRGLIDERX2	13.2"	1	10

**NEW SUPER ROD®  
SUPER FLEXI MAGNET**

Retrieves wire and tools in hard to reach places

**Material:** Mild Steel D-section Wire, Brass Connectors

**Features:** The Super Flexi Magnet gives additional functionality to our kits. The powerful magnet is strong enough to pick up 5lbs, making it a great tool for all types of retrieval.



ITEM#	LENGTH	INNER QTY	MASTER QTY
MSFDM	6 in + SUPER MAGNET	1	20

**NEW SUPER ROD®  
SUPER FLEXI BEAM**

Illuminates hard to reach places

**Material:** Mild Steel D-section Wire, Brass Connectors

**Features:** When illumination is required in an awkward situation, you'll find this attachment a real time saver. Ideal for lighting up difficult to view areas and inspecting confined spaces such as cavity walls and under floorboards. Replacement batteries available.



ITEM#	LENGTH	INNER QTY	MASTER QTY
MSRFSB	6" + SUPER BEAM	1	20

**NEW SUPER ROD®  
INSPECTION MIRROR**

Allows for viewing of hard to see areas

**Material:** Mild Steel D-section Wire, Brass Connectors, Mirrors

**Features:** The simplest of ideas, 2 different mirrors can attach to your rods to allow you to see areas typically blocked from view.

**Contents:**

- Round Mirror
- Rectangular Mirror
- 6in. Steel Flexi Material



ITEM#	LENGTH	INNER QTY	MASTER QTY
MSRMK	6" + MIRROR	1	20

**NEW** SUPER ROD®  
SUPER GRIPS

Quick method of attaching your cables to the rods

**Material:** Stainless Steel

**Features:** Available in 5 sizes covering a wide selection of popular cable and wire. Quick and easy to use. Ideal for use through small and narrow access holes.



**SINGLE PACKS**

ITEM#	CABLE DIA. RANGE	INNER QTY	MASTER QTY
MSRSK 04-06 ○	3/16" - 1/4"	1	20
MSRSK 06-10 ●	1/4" - 3/8"	1	20
MSRSK 11-15 ●	7/16" - 9/16"	1	20
MSRSK 16-22 ●	9/16" - 7/8"	1	20
MSRSK 23-30 ●	7/8" - 1-3/16"	1	20

**MULTI-PACKS**

ITEM#	CABLE DIA. RANGE	INNER QTY	MASTER QTY
MSRSK 04-15	3/16" - 9/16"	1	20
MSRSK 06-15	1/4" - 9/16"	1	20
MSRSK 16-30	9/16" - 1-3/16"	1	20
MSRSK 04-30	3/16" - 1-3/16"	1	20

**WIRE PULLING COMPOUND**

Eliminates drag and friction when pulling wire

**Features:** High lubricity



ITEM#	TRADE SIZE	INNER QTY	MASTER QTY
YR-100	GALLON	N/A	4

**CONDUIT BENDERS WITH HANDLE**

Manual bender for EMT and Rigid conduit

**Material:** Aluminum Alloy

**Features:** Built in level



ITEM#	EMT TRADE SIZE	RIGID TRADE SIZE	INNER QTY	MASTER QTY
EL-1	1/2"	-	N/A	1
EL-2	3/4"	1/2"	N/A	1

**WIRE STRIPPERS & CUTTERS**

Strips and cuts insulated wire #22 - #10

**Material:** Hardened and Tempered Steel  
Blades, Plastic Coated Handles

**Features:** Adjustable stop screw



ITEM#	PACKING	INNER QTY	MASTER QTY
100-IC	BAGGED	12	60

**STANDARD WIRE STRIPPERS & CUTTERS**

Strips and cuts insulated wire #22 - #10

**Material:** Hardened and Tempered Steel  
Blades, Plastic Coated Handles

**Features:** Stop screw adjusts to fit wire size. Spring allows for repetitive functions. Closing lock function.



ITEM#	PACKING	INNER QTY	MASTER QTY
101S-IC	BAGGED	12	60

**ROTARY CAM WIRE STRIPPERS & CUTTERS**

Strips and cuts insulated wire #22 - #10

**Material:** Hardened and Tempered Steel  
Blades, Plastic Coated Handles

**Features:** Cam adjusts to fit wire size. Spring allows for repetitive functions. Closing lock function.



ITEM#	PACKING	INNER QTY	MASTER QTY
103S-B	BULK	12	60

# 12

---

## rigid & imc conduit fittings



Our Rigid and IMC fittings are made with the highest quality materials so you get a perfect fit each and every time. Quality threads insure easy installation, no more threading problems. Available in die cast and malleable, you have a choice with Madison. All of our Rigid and IMC fittings are UL listed so you can be sure that you are getting the very best every time you open a box of Madison Rigid and IMC fittings.



**ME**products.net



## RIGID SET SCREW BOX CONNECTORS - MALLEABLE

Connects threadless Rigid/IMC to box or enclosure

**Material:** Malleable Iron

**Certifications:** UL Listed

**Features:** Concrete-tight when taped



STANDARD				INSULATED THROAT			
ITEM#	TRADE SIZE	INNER QTY	MSTR. QTY	ITEM#	TRADE SIZE	INNER QTY	MSTR. QTY
MSNT-2750	1/2"	20	100	MSNT-2750-B	1/2"	20	100
MSNT-2751	3/4"	25	100	MSNT-2751-B	3/4"	25	100
MSNT-2752	1"	5	25	MSNT-2752-B	1"	5	25
MSNT-2753	1-1/4"	5	25	MSNT-2753-B	1-1/4"	5	25
MSNT-2754	1-1/2"	2	10	MSNT-2754-B	1-1/2"	2	10
MSNT-2755	2"	N/A	5	MSNT-2755-B	2"	N/A	5

## RIGID SET SCREW COUPLINGS - MALLEABLE

Connects two lengths of threadless Rigid/IMC

**Material:** Malleable Iron

**Certifications:** UL Listed

**Features:** Concrete-tight when taped



ITEM#	TRADE SIZE	INNER QTY	MSTR. QTY	ITEM#	TRADE SIZE	INNER QTY	MSTR. QTY
MSNT-2760	1/2"	20	100	MSNT-2763	1-1/4"	5	25
MSNT-2761	3/4"	25	100	MSNT-2764	1-1/2"	2	10
MSNT-2762	1"	5	25	MSNT-2765	2"	N/A	5

## RIGID & IMC CONDUIT FITTINGS

### RIGID COMPRESSION BOX CONNECTORS - NO THREAD MALLEABLE

Connects threadless Rigid/IMC to box or enclosure



**Material:** Malleable Iron, Zinc-plated

**Certifications:** UL Listed, Federal Spec. W-F-408E, NEMA FB-1

**Features:** Concrete-tight

STANDARD				INSULATED THROAT			
ITEM#	TRADE SIZE	INNER QTY	MSTR. QTY	ITEM#	TRADE SIZE	INNER QTY	MSTR. QTY
MNT-2750	1/2"	20	100	MNT-2750-B	1/2"	20	100
MNT-2751	3/4"	25	100	MNT-2751-B	3/4"	25	100
MNT-2752	1"	5	25	MNT-2752-B	1"	5	25
MNT-2753	1-1/4"	5	25	MNT-2753-B	1-1/4"	5	25
MNT-2754	1-1/2"	2	10	MNT-2754-B	1-1/2"	2	10
MNT-2755	2"	N/A	5	MNT-2755-B	2"	N/A	5
MNT-2756	2-1/2"	N/A	5	MNT-2756-B	2-1/2"	N/A	5
MNT-2757	3"	N/A	3	MNT-2757-B	3"	N/A	3
MNT-2758	3-1/2"	N/A	2	MNT-2758-B	3-1/2"	N/A	2
MNT-2759	4"	N/A	2	MNT-2759-B	4"	N/A	2

### RIGID COMPRESSION COUPLINGS - NO THREAD MALLEABLE

Connects two pieces of threadless Rigid/IMC conduit



**Material:** Malleable Iron, Zinc-plated

**Certifications:** UL Listed, Federal Spec. W-F-408E, NEMA FB-1

**Features:** Concrete-tight

ITEM#	TRADE SIZE	INNER QTY	MSTR. QTY	ITEM#	TRADE SIZE	INNER QTY	MSTR. QTY
MNT-2760	1/2"	20	100	MNT-2765	2"	N/A	5
MNT-2761	3/4"	25	100	MNT-2766	2-1/2"	N/A	5
MNT-2762	1"	5	25	MNT-2767	3"	N/A	3
MNT-2763	1-1/4"	5	25	MNT-2768	3-1/2"	N/A	2
MNT-2764	1-1/2"	2	10	MNT-2769	4"	N/A	2

## SET SCREW COMBINATION COUPLINGS EMT TO RIGID

Connects EMT conduit to threadless  
Rigid/IMC conduit



**Material:** Steel, Zinc Plated  
**Certifications:** UL Listed, NEMA FB-1  
**Features:** Concrete-tight when taped



ITEM#	TRADE SIZE	INNER QTY	MASTER QTY
MERSS-50	1/2"	20	100
MERSS-75	3/4"	20	100
MERSS-100	1"	10	50

## COMBINATION COMPRESSION COUPLINGS - EMT TO RIGID

Connects EMT conduit to threaded  
Rigid/IMC conduit



**Material:** Steel  
**Certifications:** UL Listed, NEMA FB-1  
**Features:** Concrete-tight



ITEM#	TRADE SIZE	INNER QTY	MASTER QTY
MERC-50	1/2"	20	100
MERC-75	3/4"	20	100
MERC-100	1"	10	50

## COMBINATION COMPRESSION COUPLING RIGID TO LIQUID-TIGHT

Connects Rigid/IMC conduit to liquid-tight  
flexible metal conduit



**Material:** Steel  
**Certifications:** UL Listed  
**Features:** Reusable ferrule



ITEM#	TRADE SIZE	INNER QTY	MASTER QTY
MLT-NT-50	1/2"	25	100

## RIGID & IMC CONDUIT FITTINGS

### RIGID 3-PIECE COUPLINGS

Connects two pieces of Rigid/IMC conduit when conduit cannot be turned

**Material:** Machined Steel  
**Certifications:** UL Listed  
**Features:** Rated liquid-tight



ITEM#	TRADE SIZE	INNER QTY	MASTER QTY
MER-50	1/2"	20	100
MER-75	3/4"	20	100

### RIGID 3-PIECE COUPLINGS MALLEABLE

Connects two pieces of Rigid/IMC conduit when conduit cannot be turned

**Material:** Malleable Iron, Zinc Plated  
**Certifications:** UL Listed, NEMA FB-1  
**Features:** Concrete-tight



ITEM#	TRADE SIZE	INNER QTY	MSTR. QTY	ITEM#	TRADE SIZE	INNER QTY	MSTR. QTY
L-500	1/2"	10	100	L-506	2-1/2"	2	10
L-501	3/4"	5	50	L-507	3"	N/A	5
L-502	1"	5	50	L-508	3-1/2"	N/A	1
L-503	1-1/4"	5	25	L-509	4"	N/A	1
L-504	1-1/2"	5	25	L-510	5"	N/A	1
L-505	2"	2	10	L-511	6"	N/A	1

## RIGID PULL ELBOWS RIGID TO RIGID

Connects threaded Rigid/IMC conduit for a 90° bend



**Material:** Zinc Die-cast

**Certifications:** UL Listed

**Features:** Removable aluminum cover for wire pulling



STANDARD				NEOPRENE GASKET			
ITEM#	TRADE SIZE	INNER QTY	MSTR. QTY	ITEM#	TRADE SIZE	INNER QTY	MSTR. QTY
L-141-1	1/2"	10	100	LG-141-1	1/2"	10	100
L-141-2	3/4"	5	50	LG-141-2	3/4"	5	50
				LG-141-3	1"	N/A	25
				LG-141-4	1-1/4"	N/A	20

## RIGID PULL ELBOWS RIGID TO BOX

Connects threaded Rigid/IMC conduit to box or enclosure for a 90° bend



**Material:** Zinc Die-cast

**Certifications:** UL Listed

**Features:** Removable aluminum cover for wire pulling



STANDARD				NEOPRENE GASKET			
ITEM#	TRADE SIZE	INNER QTY	MSTR. QTY	ITEM#	TRADE SIZE	INNER QTY	MSTR. QTY
L-142-1	1/2"	10	100	LG-142-1	1/2"	10	100
L-142-2	3/4"	5	50	LG-142-2	3/4"	5	50

## MALLEABLE PULL ELBOWS RIGID TO RIGID

Connects threaded Rigid/IMC conduit for a 90° bend



**Material:** Malleable Iron, Neoprene Gasket, Zinc Plated Steel Cover

**Certifications:** UL Listed, NEMA FB-1

**Features:** Removable steel cover for wire pulling



ITEM#	TRADE SIZE	INNER QTY	MSTR. QTY	ITEM#	TRADE SIZE	INNER QTY	MSTR. QTY
ML-141-1	1/2"	10	100	ML-141-4	1-1/4"	N/A	10
ML-141-2	3/4"	5	50	ML-141-5	1-1/2"	N/A	5
ML-141-3	1"	N/A	25	ML-141-6	2"	N/A	5

## RIGID & IMC CONDUIT FITTINGS

### MALLEABLE PULL ELBOWS RIGID TO BOX

Connects threaded Rigid/IMC conduit to box or enclosure for a 90° bend



**Material:** Malleable Iron, Zinc Plated Steel Cover, Neoprene Gasket

**Certifications:** UL Listed, NEMA FB-1

**Features:** Removable steel cover for wire pulling



ITEM#	TRADE SIZE	INNER QTY	MSTR. QTY	ITEM#	TRADE SIZE	INNER QTY	MSTR. QTY
ML-142-1	1/2"	10	100	ML-142-4	1-1/4"	N/A	10
ML-142-2	3/4"	5	50	ML-142-5	1-1/2"	N/A	5
ML-142-3	1"	N/A	25	ML-142-6	2"	N/A	5

### EMT/RIGID COMBINATION PULL ELBOWS EMT/RIGID TO BOX

Connects EMT or Rigid/IMC conduit to box or enclosure



**Material:** Zinc Die-cast

**Certifications:** UL Listed

**Features:** Neoprene gasket. Threaded interior for use with Rigid/IMC conduit. Set screws for use with EMT conduit.



ITEM#	TRADE SIZE	INNER QTY	MASTER QTY
LG-143-1-CB	1/2"	10	100
LG-143-2-CB	3/4"	5	50

### EMT/RIGID COMBINATION PULL ELBOWS EMT/RIGID TO EMT/RIGID

Connects 2 lengths of EMT or Rigid/IMC conduit for a 90° bend



**Material:** Zinc Die-cast

**Certifications:** UL Listed

**Features:** Neoprene gasket. Threaded interior for use with Rigid/IMC conduit. Set screws for use with EMT conduit.



ITEM#	TRADE SIZE	INNER QTY	MASTER QTY
LG-144-1-CB	1/2"	10	100
LG-144-2-CB	3/4"	5	50

## RIGID SPEED NIPPLES ZINC

Serves as a short raceway between enclosures when used with a locknut

**Material:** Zinc Die-Cast  
**Certifications:** UL Listed



STANDARD				INSULATED THROAT			
ITEM#	TRADE SIZE	INNER QTY	MSTR. QTY	ITEM#	TRADE SIZE	INNER QTY	MSTR. QTY
L-701	1/2"	100	1000	IL-701	1/2"	100	1000
L-702	3/4"	50	500	IL-702	3/4"	50	500
L-703	1"	25	250	IL-703	1"	25	250
L-704	1-1/4"	25	250	IL-704	1-1/4"	25	250
L-705	1-1/2"	25	100	IL-705	1-1/2"	25	100
L-706	2"	10	40	IL-706	2"	10	40
L-707	2-1/2"	10	40	IL-707	2-1/2"	10	40
L-708	3"	10	40	IL-708	3"	10	40
L-709	3-1/2"	10	40	IL-709	3-1/2"	10	40
L-710	4"	5	20	IL-710	4"	5	20

## RIGID SPEED NIPPLES MALLEABLE

Serves as a short raceway between enclosures when used with a locknut

**Material:** Malleable Iron, Zinc Plated  
**Certifications:** UL Listed, NEMA FB-1



STANDARD				INSULATED THROAT			
ITEM#	TRADE SIZE	INNER QTY	MSTR. QTY	ITEM#	TRADE SIZE	INNER QTY	MSTR. QTY
ML-701	1/2"	100	500	IML-701	1/2"	100	500
ML-702	3/4"	50	250	IML-702	3/4"	50	250
ML-703	1"	25	125	IML-703	1"	25	125
ML-704	1-1/4"	25	125	IML-704	1-1/4"	25	125
ML-705	1-1/2"	25	125	IML-705	1-1/2"	25	125
ML-706	2"	10	50	IML-706	2"	10	50
ML-707	2-1/2"	N/A	10	IML-707	2-1/2"	N/A	10
ML-708	3"	N/A	10	IML-708	3"	N/A	10
ML-709	3-1/2"	N/A	10	IML-709	3-1/2"	N/A	10
ML-710	4"	N/A	5	IML-710	4"	N/A	5
ML-711	5"	N/A	1	IML-711	5"	N/A	1
ML-712	6"	N/A	1	IML-712	6"	N/A	1

## RIGID & IMC CONDUIT FITTINGS

### RIGID OFFSET NIPPLES ZINC

Used to offset 3/4" between enclosure runs

**Material:** Zinc Die-Cast  
**Certifications:** UL Listed



ITEM#	TRADE SIZE	INNER QTY	MSTR. QTY	ITEM#	TRADE SIZE	INNER QTY	MSTR. QTY
L-40-1	1/2"	10	100	L-40-4	1-1/4"	5	50
L-40-2	3/4"	10	100	L-40-5	1-1/2"	5	50
L-40-3	1"	10	100	L-40-6	2"	2	20

### RIGID OFFSET NIPPLES MALLEABLE

Used to offset 3/4" between enclosure runs

**Material:** Malleable Iron, Zinc Plated  
**Certifications:** UL Listed, NEMA FB-1  
**Features:** Threaded NPSM for Rigid/IMC conduit



ITEM#	TRADE SIZE	INNER QTY	MASTER QTY
ML-40-1	1/2"	10	100
ML-40-2	3/4"	10	100
ML-40-3	1"	10	100
ML-40-4	1-1/4"	5	50

### CONDUIT BUSHINGS ZINC

Used with locknut to protect conductors in threaded Rigid/IMC conduit entering a box

**Material:** Zinc Die-Cast  
**Certifications:** UL Listed



ITEM#	TRADE SIZE	INNER QTY	MSTR. QTY	ITEM#	TRADE SIZE	INNER QTY	MSTR. QTY
CB-50	1/2"	100	1000	CB-200	2"	25	100
CB-75	3/4"	100	1000	CB-250	2-1/2"	10	100
CB-100	1"	50	500	CB-300	3"	10	100
CB-125	1-1/4"	25	250	CB-350	3-1/2"	5	25
CB-150	1-1/2"	25	250	CB-400	4"	5	50



## CONDUIT BUSHINGS ZINC INSULATED

Used with locknut to protect conductors in threaded Rigid/IMC conduit entering a box

**Material:** Zinc Die-cast  
**Certifications:** UL Listed  
**Features:** Insulated throat



ITEM#	TRADE SIZE	INNER QTY	MSTR. QTY	ITEM#	TRADE SIZE	INNER QTY	MSTR. QTY
CBI-50	1/2"	100	500	CBI-200	2"	10	50
CBI-75	3/4"	50	250	CBI-250	2-1/2"	N/A	10
CBI-100	1"	50	250	CBI-300	3"	N/A	10
CBI-125	1-1/4"	25	125	CBI-350	3-1/2"	N/A	10
CBI-150	1-1/2"	25	125	CBI-400	4"	N/A	10

## CONDUIT BUSHINGS MALLEABLE

Used with locknut to protect conductors in threaded Rigid/IMC conduit entering a box

**Material:** Malleable Iron, Zinc Plated  
**Certifications:** UL Listed, NEMA FB-1



ITEM#	TRADE SIZE	INNER QTY	MSTR. QTY	ITEM#	TRADE SIZE	INNER QTY	MSTR. QTY
MCB-50	1/2"	100	500	MCB-200	2"	10	50
MCB-75	3/4"	50	250	MCB-250	2-1/2"	N/A	10
MCB-100	1"	50	250	MCB-300	3"	N/A	10
MCB-125	1-1/4"	25	125	MCB-350	3-1/2"	N/A	10
MCB-150	1-1/2"	25	125	MCB-400	4"	N/A	10

## RIGID & IMC CONDUIT FITTINGS

### CONDUIT BUSHINGS MALLEABLE INSULATED

Used with locknut to protect conductors in threaded Rigid/IMC conduit entering a box



**Material:** Malleable Iron, Zinc Plated, Liner Ultm 1000

**Certifications:** UL Listed, Federal Spec. WF- 408E, NEMA FB-1

**Features:** Liner rated at 150° C



ITEM#	TRADE SIZE	INNER QTY	MSTR. QTY	ITEM#	TRADE SIZE	INNER QTY	MSTR. QTY
MCBI-50	1/2"	100	500	MCBI-250	2-1/2"	N/A	10
MCBI-75	3/4"	50	250	MCBI-300	3"	N/A	10
MCBI-100	1"	50	250	MCBI-350	3-1/2"	N/A	10
MCBI-125	1-1/4"	25	125	MCBI-400	4"	N/A	10
MCBI-150	1-1/2"	25	125	MCBI-500	5"	N/A	5
MCBI-200	2"	10	50	MCBI-600	6"	N/A	5

### GROUNDING BUSHINGS ZINC INSULATED

Used with a locknut to terminate service conduit to cabinet



**Material:** Zinc Die-Cast, Plastic Liner

**Certifications:** UL Listed

**Features:** AL CU dual rated lay-in lug for bonding jumper to neutral busbar. Plastic liner prevents damage to wire insulation.

**Notes:** Liner rated at 150°C



ITEM#	TRADE SIZE	INNER QTY	MSTR. QTY	ITEM#	TRADE SIZE	INNER QTY	MSTR. QTY
CBGI-50	1/2"	100	500	CBGI-200	2"	10	50
CBGI-75	3/4"	50	250	CBGI-250	2-1/2"	N/A	10
CBGI-100	1"	50	250	CBGI-300	3"	5	25
CBGI-125	1-1/4"	25	125	CBGI-350	3-1/2"	N/A	10
CBGI-150	1-1/2"	25	125	CBGI-400	4"	N/A	10

## GROUNDING BUSHINGS MALLEABLE INSULATED

Used with a locknut to terminate service conduit to cabinet



**Material:** Malleable Iron, Plastic Liner

**Certifications:** UL Listed, NEMA FB-1

**Features:** AL CU dual rated lay-in lug for bonding jumper to neutral busbar. Plastic liner prevents damage to wire insulation.

**Notes:** Liner rated at 150°C



ITEM#	TRADE SIZE	INNER QTY	MSTR. QTY	ITEM#	TRADE SIZE	INNER QTY	MSTR. QTY
MCBGI-50	1/2"	100	500	MCBGI-250	2-1/2"	N/A	10
MCBGI-75	3/4"	50	250	MCBGI-300	3"	N/A	10
MCBGI-100	1"	50	250	MCBGI-350	3-1/2"	N/A	10
MCBGI-125	1-1/4"	25	125	MCBGI-400	4"	N/A	10
MCBGI-150	1-1/2"	25	125	MCBGI-500	5"	N/A	5
MCBGI-200	2"	10	50	MCBGI-600	6"	N/A	5

## CONDUIT BUSHINGS PLASTIC

Used with a locknut to protect conductors inside Rigid/IMC conduit entering a box



**Material:** Polypropylene

**Certifications:** UL Listed

**Features:** 105° C temperature rating. Rounded surface prevents damage to wire insulation.

**Color:** Gray



ITEM#	TRADE SIZE	INNER QTY	MSTR. QTY	ITEM#	TRADE SIZE	INNER QTY	MSTR. QTY
CPB-50	1/2"	100	1000	CPB-250	2-1/2"	10	50
CPB-75	3/4"	100	1000	CPB-300	3"	10	50
CPB-100	1"	50	250	CPB-350	3-1/2"	10	40
CPB-125	1-1/4"	25	250	CPB-400	4"	10	40
CPB-150	1-1/2"	25	250	CPB-500	5"	N/A	10
CPB-200	2"	25	125	CPB-600	6"	N/A	10

## RIGID & IMC CONDUIT FITTINGS

### REDUCING BUSHINGS STEEL

Reduces the size of internal female threads

**Material:** Steel

**Certifications:** UL Listed



ITEM#	TRADE SIZE	INNER QTY	MSTR. QTY	ITEM#	TRADE SIZE	INNER QTY	MSTR. QTY
LRB-2	3/4" x 1/2"	100	1000	LRB-9	1-1/2" x 3/4"	10	100
LRB-3	1" x 1/2"	50	500	LRB-10	1-1/2" x 1"	10	100
LRB-4	1" x 3/4"	50	500	LRB-11	1-1/2" x 1-1/4"	10	100
LRB-5	1-1/4" x 1/2"	25	250	LRB-14	2" x 1"	10	50
LRB-6	1-1/4" x 3/4"	25	125	LRB-15	2" x 1-1/4"	10	50
LRB-7	1-1/4" x 1"	25	125	LRB-16	2" x 1-1/2"	10	50
LRB-8	1-1/2" x 1/2"	25	125				

### REDUCING BUSHINGS MALLEABLE

Reduces the size of internal female thread

**Material:** Malleable Iron

**Certifications:** UL Listed

**Features:** Threaded NPSM for Rigid and IMC conduit



ITEM#	TRADE SIZE	INNER QTY	MSTR. QTY	ITEM#	TRADE SIZE	INNER QTY	MSTR. QTY
LRB-21	2-1/2" x 1-1/2"	5	50	LRB-33	3-1/2" x 3"	N/A	5
LRB-22	2-1/2" x 2"	5	25	LRB-36	4" x 3"	N/A	5
LRB-28	3" x 2"	N/A	5	LRB-37	4" x 3-1/2"	N/A	5
LRB-29	3" x 2-1/2"	N/A	10				

### FLOOR FLANGES MALLEABLE

Used with threaded conduit for mounting to flat surfaces

**Material:** Malleable Iron, Hot Dipped Galvanized



ITEM#	TRADE SIZE	INNER QTY	MSTR. QTY	ITEM#	TRADE SIZE	INNER QTY	MSTR. QTY
550	1/2"	N/A	25	553	1-1/4"	N/A	15
551	3/4"	N/A	20	554	1-1/2"	N/A	12
552	1"	N/A	20	555	2"	N/A	8

## LOCKNUTS

Connects threaded conduit to box or enclosure



**Material:** Zinc Die-Cast or Steel as noted

**Certifications:** UL Listed (Zinc only)



ZINC				STEEL			
ITEM#	TRADE SIZE	INNER QTY	MSTR. QTY	ITEM#	TRADE SIZE	INNER QTY	MSTR. QTY
LN-50	1/2"	100	1000	LNS-38	3/8"	100	1000
LN-75	3/4"	100	1000	LNS-50	1/2"	100	1000
LN-100	1"	100	1000	LNS-75	3/4"	100	1000
LN-125	1-1/4"	50	500	LNS-100	1"	100	1000
LN-150	1-1-/2"	20	200	LNS-125	1-1/4"	50	500
LN-200	2"	25	250	LNS-150	1-1-/2"	20	200
LN-250	2-1/2"	10	100	LNS-200	2"	25	250
LN-300	3"	10	100	LNS-250	2-1/2"	10	100
LN-350	3-1/2"	10	50	LNS-300	3"	10	100
LN-400	4"	10	50	LNS-350	3-1/2"	10	50
				LNS-400	4"	10	50
				LNS-500	5"	N/A	10
				LNS-600	6"	N/A	10

## EXTRA HEAVY DUTY UL LOCKNUTS STEEL

Connect threaded conduit to box or enclosure



**Material:** Zinc Plated Steel

**Certifications:** UL Listed



ITEM#	TRADE SIZE	INNER QTY	MSTR. QTY	ITEM#	TRADE SIZE	INNER QTY	MSTR. QTY
LNS-50UL	1/2"	100	1000	LNS-250UL	2-1/2"	N/A	25
LNS-75UL	3/4"	100	1000	LNS-300UL	3"	N/A	25
LNS-100UL	1"	100	500	LNS-350UL	3-1/2"	N/A	25
LNS-125UL	1-1/4"	N/A	100	LNS-400UL	4"	N/A	25
LNS-150UL	1-1/2"	N/A	50	LNS-500UL	5"	N/A	5
LNS-200UL	2"	N/A	25	LNS-600UL	6"	N/A	5

## RIGID & IMC CONDUIT FITTINGS

### BONDING LOCKNUTS - STEEL

Connects threaded conduit to threadless opening in box or enclosure

**Material:** Steel

**Certifications:** UL Listed

**Notes:** For use in harsh vibration environments



ITEM#	TRADE SIZE	INNER QTY	MSTR. QTY	ITEM#	TRADE SIZE	INNER QTY	MSTR. QTY
LNS-50-G	1/2"	50	500	LNS-200-G	2"	25	250
LNS-75-G	3/4"	50	500	LNS-250-G	2-1/2"	5	50
LNS-100-G	1"	50	500	LNS-300-G	3"	5	50
LNS-125-G	1-1/4"	25	250	LNS-350-G	3-1/2"	10	50
LNS-150-G	1-1/2"	20	200	LNS-400-G	4"	5	25

### SEALING LOCKNUTS - STEEL

Provides a rain-tight seal when fastening threaded conduit to threadless opening in box or enclosure

**Material:** Steel Locknut with PVC Molded Gasket

**Certifications:** UL Listed (sizes up to 2")



ITEM#	TRADE SIZE	INNER QTY	MSTR. QTY	ITEM#	TRADE SIZE	INNER QTY	MSTR. QTY
LNS-50-I	1/2"	50	500	LNS-200-I	2"	10	100
LNS-75-I	3/4"	25	250	LNS-250-I	2-1/2"	5	50
LNS-100-I	1"	25	250	LNS-300-I	3"	5	50
LNS-125-I	1-1/4"	10	100	LNS-350-I	3-1/2"	5	25
LNS-150-I	1-1/2"	10	100	LNS-400-I	4"	5	25

### SEALING GASKETS SELF RETAINING

Provides a rain-tight seal between conduit fittings and outside of a box

**Material:** Zinc Plated Steel Ring, Neoprene Rubber Gasket

**Certifications:** UL Listed



ITEM#	TRADE SIZE	INNER QTY	MSTR. QTY	ITEM#	TRADE SIZE	INNER QTY	MSTR. QTY
SG-50	1/2"	50	500	SG-250	2-1/2"	N/A	10
SG-75	3/4"	25	250	SG-300	3"	N/A	10
SG-100	1"	25	250	SG-350	3-1/2"	N/A	10
SG-125	1-1/4"	10	100	SG-400	4"	N/A	10
SG-150	1-1/2"	10	100	SG-500	5"	N/A	5
SG-200	2"	10	100	SG-600	6"	N/A	5

# 28

## emt conduit fittings



With a wide array of set screw and compression EMT fittings, Madison gives you what you need, when you need it. Made to strict UL standards, all of our EMT fittings give you piece of mind that you are installing a quality product for you and your customer every time. With a full assortment of fittings, Madison offers everything you need to complete your project on time and in budget.



**ME**products.net



## EMT SET SCREW BOX CONNECTORS - ZINC

Connects EMT conduit to box or enclosure

**Material:** Zinc Die-Cast

**Certifications:** UL Listed. Also UL Listed for Rigid/IMC in sizes 2-1/2" - 4".

**Features:** Concrete-tight when taped



STANDARD				INSULATED THROAT			
ITEM#	TRADE SIZE	INNER QTY	MSTR. QTY	ITEM#	TRADE SIZE	INNER QTY	MSTR. QTY
L-121	1/2"	50	500	IL-121	1/2"	50	500
L-123	3/4"	25	250	IL-123	3/4"	25	250
L-125	1"	50	200	IL-125	1"	50	200
L-127	1-1/4"	25	100	IL-127	1-1/4"	25	100
L-129	1-1/2"	10	40	IL-129	1-1/2"	10	40
L-131	2"	5	20	IL-131	2"	5	20
L-133	2-1/2"	N/A	12	IL-133	2-1/2"	N/A	12
L-135	3"	N/A	12	IL-135	3"	N/A	12
L-137	3-1/2"	N/A	10	IL-137	3-1/2"	N/A	10
L-139	4"	N/A	6	IL-139	4"	N/A	6

### OFFSET STANDARD

ITEM#	TRADE SIZE	INNER QTY	MASTER QTY
L-37-1	1/2"	10	100
L-37-2	3/4"	10	100

## EMT SET SCREW COUPLINGS - ZINC

Connects two lengths of EMT conduit

**Material:** Zinc Die-Cast

**Certifications:** UL Listed. Also UL Listed for Rigid/IMC in sizes 2-1/2" - 4".

**Features:** Concrete-tight when taped



ITEM#	TRADE SIZE	INNER QTY	MSTR. QTY	ITEM#	TRADE SIZE	INNER QTY	MSTR. QTY
L-122	1/2"	50	500	L-132	2"	5	20
L-124	3/4"	25	250	L-134	2-1/2"	N/A	12
L-126	1"	50	200	L-136	3"	N/A	12
L-128	1-1/4"	25	100	L-138	3-1/2"	N/A	10
L-130	1-1/2"	10	40	L-140	4"	N/A	6

## EMT CONDUIT FITTINGS

### EMT SET SCREW BOX CONNECTORS - STEEL

Connects EMT conduit to box or enclosure



**Material:** Steel

**Certifications:** cULus Listed for EMT conduit only. Federal Spec. W-F-408E. NEMA FB-1

**Features:** Tubular construction w/staked robertson head screws. Concrete-tight when taped.

**Notes:** 1-1/4" thru 4" include 2 set screws.  
P suffix denotes pail pack.



STANDARD				INSULATED THROAT			
ITEM#	TRADE SIZE	INNER QTY	MSTR. QTY	ITEM#	TRADE SIZE	INNER QTY	MSTR. QTY
MES-750	1/2"	50	250	MES-750-B	1/2"	50	250
MES-751	3/4"	25	125	MES-751-B	3/4"	25	125
MES-752	1"	20	100	MES-752-B	1"	20	100
MES-753	1-1/4"	5	25	MES-753-B	1-1/4"	5	25
MES-754	1-1/2"	N/A	10	MES-754-B	1-1/2"	N/A	10
MES-755	2"	N/A	10	MES-755-B	2"	N/A	10
MES-756	2-1/2"	N/A	8	MES-756-B	2-1/2"	N/A	8
MES-757	3"	N/A	4	MES-757-B	3"	N/A	4
MES-758	3-1/2"	N/A	4	MES-758-B	3-1/2"	N/A	4
MES-759	4"	N/A	4	MES-759-B	4"	N/A	4
MES-750-5P	1/2"	N/A	500				
MES-751-4P	3/4"	N/A	400				

### EMT SET SCREW COUPLINGS - STEEL

Connects two lengths of EMT conduit



**Material:** Steel

**Certifications:** cULus Listed for EMT conduit only.

**Features:** Concrete-tight when taped

**Notes:** 1-1/4"-4" furnished with 4 set screws.  
P suffix denotes pail pack.



ITEM#	TRADE SIZE	INNER QTY	MSTR. QTY	ITEM#	TRADE SIZE	INNER QTY	MSTR. QTY
MES-760	1/2"	50	250	MES-766	2-1/2"	0	8
MES-761	3/4"	25	125	MES-767	3"	0	4
MES-762	1"	10	100	MES-768	3-1/2"	0	4
MES-763	1-1/4"	5	25	MES-769	4"	0	4
MES-764	1-1/2"	0	10	MES-760-5P	1/2"	N/A	500
MES-765	2"	0	10	MES-761-3P	3/4"	N/A	300

## EMT COMPRESSION BOX CONNECTORS - ZINC

Connects EMT conduit to box or enclosure



**Material:** Zinc Die-Cast

**Certifications:** UL Listed. Also UL Listed for Rigid/IMC in sizes 2-1/2" - 4"

**Features:** Concrete-tight

**Notes:** 2-1/2" and larger suitable for Rigid/IMC conduit



STANDARD				INSULATED			
ITEM#	TRADE SIZE	INNER QTY	MSTR. QTY	ITEM#	TRADE SIZE	INNER QTY	MSTR. QTY
L-21	1/2"	50	500	IL-21	1/2"	50	500
L-23	3/4"	25	250	IL-23	3/4"	25	250
L-25	1"	50	200	IL-25	1"	50	200
L-27	1-1/4"	25	100	IL-27	1-1/4"	25	100
L-29	1-1/2"	10	40	IL-29	1-1/2"	10	40
L-31	2"	5	20	IL-31	2"	5	20
L-33	2-1/2"	N/A	12	IL-33	2-1/2"	N/A	12
L-35	3"	N/A	12	IL-35	3"	N/A	12
L-37	3-1/2"	N/A	10	IL-37	3-1/2"	N/A	10
L-39	4"	N/A	6	IL-39	4"	N/A	6

## EMT COMPRESSION COUPLINGS - ZINC

Connects two lengths of EMT conduit



**Material:** Zinc Die-Cast

**Certifications:** UL Listed. Also UL Listed for Rigid/IMC in sizes 2-1/2" - 4"

**Features:** Concrete-tight

**Notes:** 2-1/2" and larger suitable for Rigid/IMC conduit



ITEM#	TRADE SIZE	INNER QTY	MSTR. QTY	ITEM#	TRADE SIZE	INNER QTY	MSTR. QTY
L-22	1/2"	50	500	L-32	2"	5	20
L-24	3/4"	25	250	L-34	2-1/2"	N/A	12
L-26	1"	50	200	L-36	3"	N/A	12
L-28	1-1/4"	25	100	L-38	3-1/2"	N/A	10
L-30	1-1/2"	10	40	L-40	4"	N/A	6

## EMT CONDUIT FITTINGS

### EMT COMPRESSION BOX CONNECTORS - STEEL

Connects EMT conduit to box or enclosure



**Material:** Steel

**Certifications:** UL Listed (all),  
Federal Spec. W-F-408E, NEMA FB-1 (insulated only)

**Features:** Concrete-tight



STANDARD				INSULATED THROAT			
ITEM#	TRADE SIZE	INNER QTY	MSTR. QTY	ITEM#	TRADE SIZE	INNER QTY	MSTR. QTY
MEC-750	1/2"	50	250	MEC-750-B	1/2"	50	250
MEC-751	3/4"	25	125	MEC-751-B	3/4"	25	125
MEC-752	1"	15	75	MEC-752-B	1"	15	75
MEC-753	1-1/4"	N/A	20	MEC-753-B	1-1/4"	N/A	20
MEC-754	1-1/2"	N/A	5	MEC-754-B	1-1/2"	N/A	5
MEC-755	2"	N/A	10	MEC-755-B	2"	N/A	10
MEC-756	2-1/2"	N/A	8	MEC-756-B	2-1/2"	N/A	8
MEC-757	3"	N/A	4	MEC-757-B	3"	N/A	4
MEC-758	3-1/2"	N/A	4	MEC-758-B	3-1/2"	N/A	4
MEC-759	4"	N/A	4	MEC-759-B	4"	N/A	4

### EMT COMPRESSION COUPLINGS - STEEL

Connects two lengths of EMT conduit



**Material:** Steel

**Certifications:** UL Listed

**Features:** Concrete-tight

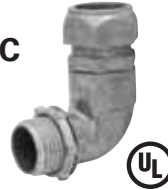


ITEM#	TRADE SIZE	INNER QTY	MSTR. QTY	ITEM#	TRADE SIZE	INNER QTY	MSTR. QTY
MEC-760	1/2"	50	250	MEC-765	2"	N/A	10
MEC-761	3/4"	25	125	MEC-766	2-1/2"	N/A	8
MEC-762	1"	15	75	MEC-767	3"	N/A	4
MEC-763	1-1/4"	N/A	20	MEC-768	3-1/2"	N/A	4
MEC-764	1-1/2"	N/A	5	MEC-769	4"	N/A	4

## EMT COMPRESSION BOX CONNECTORS 90° ANGLE - ZINC

Connects EMT conduit to box or enclosure

**Material:** Zinc Die-Cast  
**Certifications:** UL Listed  
**Features:** Concrete-tight



ITEM#	TRADE SIZE	INNER QTY	MASTER QTY
211	1/2"	25	250
213	3/4"	20	200

## EMT COMPRESSION BOX CONNECTORS RAIN-TIGHT - ZINC

Connects EMT conduit to box or enclosure for a rain-tight fit

**Material:** Zinc Die-Cast  
**Certifications:** UL Listed  
**Features:** Rain-tight, concrete-tight



ITEM#	TRADE SIZE	INNER QTY	MASTER QTY
L-21RT	1/2"	50	500
L-23RT	3/4"	25	250
L-25RT	1"	50	200

## EMT COMPRESSION COUPLINGS RAIN-TIGHT - ZINC

Connects two lengths of EMT conduit for a rain-tight fit

**Material:** Zinc Die-Cast  
**Certifications:** UL Listed  
**Features:** Rain-tight, concrete-tight



ITEM#	TRADE SIZE	INNER QTY	MASTER QTY
L-22RT	1/2"	50	500
L-24RT	3/4"	25	250
L-26RT	1"	50	200

## EMT CONDUIT FITTINGS

### EMT COMPRESSION BOX CONNECTORS RAIN-TIGHT - STEEL

Connects EMT conduit to box or enclosure  
for a rain-tight fit



**Material:** Steel, Zinc Plated

**Certifications:** UL Listed Rain-tight,  
Federal Spec. W-F-408E, NEMA FB-1

**Features:** Rain-tight, concrete-tight, wet locations



STANDARD				INSULATED THROAT			
ITEM#	TRADE SIZE	INNER QTY	MSTR. QTY	ITEM#	TRADE SIZE	INNER QTY	MSTR. QTY
MECR-750	1/2"	50	250	MECR-750-B	1/2"	50	250
MECR-751	3/4"	25	125	MECR-751-B	3/4"	25	125
MECR-752	1"	15	75	MECR-752-B	1"	15	75
MECR-753	1-1/4"	N/A	20	MECR-753-B	1-1/4"	N/A	20
MECR-754	1-1/2"	N/A	5	MECR-754-B	1-1/2"	N/A	5
MECR-755	2"	N/A	10	MECR-755-B	2"	N/A	10
MECR-756	2-1/2"	N/A	8	MECR-756-B	2-1/2"	N/A	8
MECR-757	3"	N/A	4	MECR-757-B	3"	N/A	4
MECR-758	3-1/2"	N/A	4	MECR-758-B	3-1/2"	N/A	4
MECR-759	4"	N/A	4	MECR-759-B	4"	N/A	4

### EMT COMPRESSION COUPLINGS RAIN-TIGHT - STEEL

Connects two lengths of EMT conduit  
for a rain-tight fit



**Material:** Steel

**Certifications:** UL Listed Rain-tight,  
Federal Spec. W-F-408E, NEMA FB-1

**Features:** Rain-tight, concrete-tight, wet locations



ITEM#	TRADE SIZE	INNER QTY	MSTR. QTY	ITEM#	TRADE SIZE	INNER QTY	MSTR. QTY
MECR-760	1/2"	50	250	MECR-765	2"	N/A	10
MECR-761	3/4"	25	125	MECR-766	2-1/2"	N/A	8
MECR-762	1"	15	75	MECR-767	3"	N/A	4
MECR-763	1-1/4"	N/A	20	MECR-768	3-1/2"	N/A	4
MECR-764	1-1/2"	N/A	10	MECR-769	4"	N/A	4

## LIQUID-TIGHT TO EMT COMBINATION COMPRESSION COUPLINGS STEEL



Connects Liquid-tight conduit to EMT conduit

**Material:** Steel

**Certifications:** UL Listed

**Features:** Reusable ferrule



ITEM#	TRADE SIZE	INNER QTY	MASTER QTY
MLT-EMT-50	1/2"	25	100
MLT-EMT-75	3/4"	10	50
MLT-EMT-100	1"	5	25

## EMT SET SCREW INSIDE CORNER PULL ELBOWS EMT TO EMT



Connects 2 lengths of EMT conduit for a 90° inside corner bend

**Material:** Zinc Die-cast

**Certifications:** UL Listed



ITEM#	TRADE SIZE	INNER QTY	MASTER QTY
L-244-1	1/2"	10	100
L-244-2	3/4"	5	50

## EMT SET SCREW PULL ELBOWS - EMT TO BOX



Connects EMT conduit to box or enclosure

**Material:** Zinc Die-cast

**Certifications:** UL Listed

**Features:** Removable aluminum cover for wire pulling



STANDARD				NEOPRENE GASKET			
ITEM#	TRADE SIZE	INNER QTY	MSTR. QTY	ITEM#	TRADE SIZE	INNER QTY	MSTR. QTY
L-143-1	1/2"	10	100	LG-143-1	1/2"	10	100
L-143-2	3/4"	5	50	LG-143-2	3/4"	5	50

## EMT CONDUIT FITTINGS

### EMT SET SCREW PULL ELBOWS - EMT TO EMT

Connects 2 lengths of EMT conduit  
for a 90° bend



**Material:** Zinc Die-cast  
**Certifications:** UL Listed  
**Features:** Removable aluminum cover for  
wire pulling. Neoprene gasket.



STANDARD				NEOPRENE GASKET			
ITEM#	TRADE SIZE	INNER QTY	MSTR. QTY	ITEM#	TRADE SIZE	INNER QTY	MSTR. QTY
L-144-1	1/2"	10	100	LG-144-1	1/2"	10	100
L-144-2	3/4"	5	50	LG-144-2	3/4"	5	50
				LG-144-3	1"	N/A	25
				LG-144-4	1-1/4"	N/A	20

### EMT/RIGID COMBINATION PULL ELBOWS EMT/RIGID TO BOX

Connects EMT or Rigid/IMC conduit  
to box or enclosure



**Material:** Zinc Die-cast  
**Certifications:** UL Listed  
**Features:** Neoprene gasket. Threaded interior for use with  
Rigid/IMC conduit. Set screws for use with EMT conduit.



ITEM#	TRADE SIZE	INNER QTY	MASTER QTY
LG-143-1-CB	1/2"	10	100
LG-143-2-CB	3/4"	5	50

### EMT/RIGID COMBINATION PULL ELBOWS EMT/RIGID TO EMT/RIGID

Connects 2 lengths of EMT or Rigid/IMC  
conduit for a 90° bend



**Material:** Zinc Die-cast  
**Certifications:** UL Listed  
**Features:** Neoprene gasket. Threaded interior for use with  
Rigid/IMC conduit. Set screws for use with EMT conduit.



ITEM#	TRADE SIZE	INNER QTY	MASTER QTY
LG-144-1-CB	1/2"	10	100
LG-144-2-CB	3/4"	5	50



## COMBINATION COUPLINGS EMT TO FLEX

Connects EMT to flexible metal conduit

**Material:** Zinc Die-Cast

**Certifications:** UL Listed (except L-153)



ITEM#	TRADE SIZE	INNER QTY	MASTER QTY
L-153	1/2"	50	500
L-153-1	1/2"	25	250
L-153-2	3/4"	25	125

## COMBINATION COMPRESSION COUPLINGS - EMT TO FLEX

Connects EMT to flexible metal conduit

**Material:** Zinc Die-cast

**Certifications:** UL Listed

**Features:** Compression end for EMT, screw-in end for flex



ITEM#	TRADE SIZE	INNER QTY	MASTER QTY
L-49-1	1/2"	50	500
L-49-2	3/4"	25	250

## SET SCREW COMBINATION COUPLINGS EMT TO RIGID

Connects EMT conduit to threadless Rigid/IMC conduit

**Material:** Steel, Zinc Plated

**Certifications:** UL Listed, NEMA FB-1

**Features:** Concrete-tight when taped



ITEM#	TRADE SIZE	INNER QTY	MASTER QTY
MERSS-50	1/2"	20	100
MERSS-75	3/4"	20	100
MERSS-100	1"	10	50

## EMT CONDUIT FITTINGS

### COMBINATION COMPRESSION COUPLINGS - EMT TO RIGID

Connects EMT conduit to threaded Rigid/IMC conduit



**Material:** Steel

**Certifications:** UL Listed, NEMA FB-1

**Features:** Concrete-tight



ITEM#	TRADE SIZE	INNER QTY	MASTER QTY
MERC-50	1/2"	20	100
MERC-75	3/4"	20	100
MERC-100	1"	10	50

### EMT INSULATING BUSHINGS PLASTIC

Protects cable jacket from abrasion during insulation



**Material:** High Density Polyethylene (HDPE)

**Features:** 90° C temperature rating. No tools required.

ITEM#	TRADE SIZE	INNER QTY	MSTR. QTY	ITEM#	TRADE SIZE	INNER QTY	MSTR. QTY
CAP-50	1/2"	100	1000	CAP-200	2"	25	100
CAP-75	3/4"	100	1000	CAP-250	2-1/2"	10	50
CAP-100	1"	50	500	CAP-300	3"	10	50
CAP-125	1-1/4"	50	500	CAP-350	3-1/2"	N/A	10
CAP-150	1-1/2"	25	250	CAP-400	4"	N/A	10

# 40

## liquid-tight fittings



All of our liquid-tight fittings are UL listed assuring you a tight fit and easy use. With long ferrules to prevent pull out, you can be sure our liquid-tight fittings will come through every time. Madison has one of the most comprehensive lines of liquid-tight fittings with a wide range of sizes and configurations, providing you with the best choice for you and your project.



**ME**products.net

## LIQUID-TIGHT BOX CONNECTORS STRAIGHT - ZINC

Connects liquid-tight conduit to box  
or enclosure



**Material:** Zinc Die-Cast

**Certifications:** UL Listed

**Notes:** For use with metallic and non-metallic - Type B



STANDARD				INSULATED THROAT			
ITEM#	TRADE SIZE	INNER QTY	MSTR. QTY	ITEM#	TRADE SIZE	INNER QTY	MSTR. QTY
LQA-1038	3/8"	25	100	LQA-1038-I	3/8"	25	100
LQA-1050	1/2"	25	100	LQA-1050-I	1/2"	25	100
LQA-1075	3/4"	10	100	LQA-1075-I	3/4"	10	100
LQA-1100	1"	5	25	LQA-1100-I	1"	5	25
LQA-1125	1-1/4"	5	25	LQA-1125-I	1-1/4"	5	25
LQA-1150	1-1/2"	2	10	LQA-1150-I	1-1/2"	2	10
LQA-1200	2"	2	10	LQA-1200-I	2"	2	10
				LQA-1250-I	2-1/2"	1	5
				LQA-1300-I	3"	N/A	1
				LQA-1350-I	3-1/2"	N/A	1
				LQA-1400-I	4"	N/A	1

## LIQUID TIGHT BOX CONNECTORS 90° ANGLE - ZINC

Connects liquid-tight conduit to box  
or enclosure



**Material:** Zinc Die-Cast

**Certifications:** UL Listed

**Notes:** For use with metallic and non-metallic - Type B



STANDARD				INSULATED THROAT			
ITEM#	TRADE SIZE	INNER QTY	MSTR. QTY	ITEM#	TRADE SIZE	INNER QTY	MSTR. QTY
LQA-9038	3/8"	10	50	LQA-9038-I	3/8"	10	50
LQA-9050	1/2"	10	50	LQA-9050-I	1/2"	10	50
LQA-9075	3/4"	10	50	LQA-9075-I	3/4"	10	50
LQA-9100	1"	5	25	LQA-9100-I	1"	5	25
LQA-9125	1-1/4"	5	25	LQA-9125-I	1-1/4"	5	25
LQA-9150	1-1/2"	2	10	LQA-9150-I	1-1/2"	2	10
LQA-9200	2"	2	10	LQA-9200-I	2"	2	10
				LQA-9250-I	2-1/2"	N/A	1
				LQA-9300-I	3"	N/A	1
				LQA-9350-I	3-1/2"	N/A	1
				LQA-9400-I	4"	N/A	1

## LIQUID-TIGHT FITTINGS

### LIQUID-TIGHT BOX CONNECTORS STRAIGHT - MALLEABLE

Connects liquid-tight flexible metal conduit to box or enclosure



**Material:** Malleable Iron, Zinc Plated

**Certifications:** UL Listed (sizes 3/8" thru 4" only)

**Features:** Long ferrule prevents pull out



#### INSULATED THROAT

ITEM#	TRADE SIZE	INNER QTY	MSTR. QTY	ITEM#	TRADE SIZE	INNER QTY	MSTR. QTY
MSTR-38-B	3/8"	25	100	MSTR-250-B	2-1/2"	N/A	1
MSTR-50-B	1/2"	25	100	MSTR-300-B	3"	N/A	1
MSTR-75-B	3/4"	10	50	MSTR-350-B	3-1/2"	N/A	1
MSTR-100-B	1"	5	25	MSTR-400-B	4"	N/A	1
MSTR-125-B	1-1/4"	5	25	MSTR-500-B	5"	N/A	1
MSTR-150-B	1-1/2"	5	25	MSTR-600-B	6"	N/A	1
MSTR-200-B	2"	N/A	5				

#### INSULATED W/ALUMINUM LUG

ITEM#	TRADE SIZE	INNER QTY	MSTR. QTY	ITEM#	TRADE SIZE	INNER QTY	MSTR. QTY
MSTR-38-A	3/8"	25	100	MSTR-250-A	2-1/2"	N/A	1
MSTR-50-A	1/2"	25	100	MSTR-300-A	3"	N/A	1
MSTR-75-A	3/4"	10	50	MSTR-350-A	3-1/2"	N/A	1
MSTR-100-A	1"	5	25	MSTR-400-A	4"	N/A	1
MSTR-125-A	1-1/4"	5	25	MSTR-500-A	5"	N/A	1
MSTR-150-A	1-1/2"	5	25	MSTR-600-A	6"	N/A	1
MSTR-200-A	2"	N/A	5				

#### INSULATED W/COPPER LUG

ITEM#	TRADE SIZE	INNER QTY	MSTR. QTY	ITEM#	TRADE SIZE	INNER QTY	MSTR. QTY
MSTR-38-CL	3/8"	25	100	MSTR-250-CL	2-1/2"	N/A	1
MSTR-50-CL	1/2"	25	100	MSTR-300-CL	3"	N/A	1
MSTR-75-CL	3/4"	10	50	MSTR-350-CL	3-1/2"	N/A	1
MSTR-100-CL	1"	5	25	MSTR-400-CL	4"	N/A	1
MSTR-125-CL	1-1/4"	5	25	MSTR-500-CL	5"	N/A	1
MSTR-150-CL	1-1/2"	2	10	MSTR-600-CL	6"	N/A	1
MSTR-200-CL	2"	N/A	5				

## LIQUID-TIGHT BOX CONNECTORS 90° ANGLE - MALLEABLE

Connects liquid-tight flexible metal conduit to box or enclosure

**Material:** Malleable Iron, Zinc Plated

**Certifications:** UL Listed

**Features:** Long ferrule prevents pull out



### INSULATED

ITEM#	TRADE SIZE	INNER QTY	MSTR. QTY	ITEM#	TRADE SIZE	INNER QTY	MSTR. QTY
MSTR-3890-B	3/8"	10	50	MSTR-20090-B	2"	N/A	2
MSTR-5090-B	1/2"	10	50	MSTR-25090-B	2-1/2"	N/A	1
MSTR-7590-B	3/4"	5	25	MSTR-30090-B	3"	N/A	1
MSTR-10090-B	1"	5	25	MSTR-35090-B	3-1/2"	N/A	1
MSTR-12590-B	1-1/4"	N/A	5	MSTR-40090-B	4"	N/A	1
MSTR-15090-B	1-1/2"	N/A	5				

### INSULATED W/ALUMINUM LUG

ITEM#	TRADE SIZE	INNER QTY	MSTR. QTY	ITEM#	TRADE SIZE	INNER QTY	MSTR. QTY
MSTR-3890-A	3/8"	10	50	MSTR-20090-A	2"	N/A	2
MSTR-5090-A	1/2"	10	50	MSTR-25090-A	2-1/2"	N/A	1
MSTR-7590-A	3/4"	5	25	MSTR-30090-A	3"	N/A	1
MSTR-10090-A	1"	5	25	MSTR-35090-A	3-1/2"	N/A	1
MSTR-12590-A	1-1/4"	N/A	5	MSTR-40090-A	4"	N/A	1
MSTR-15090-A	1-1/2"	N/A	5				

*MyMadison*  
THE BLOG

Your source for  
ideas, insights &  
innovation in the  
Electrical Industry.

# LIQUID-TIGHT FITTINGS

## LIQUID-TIGHT BOX CONNECTORS 45° ANGLE - MALLEABLE

Connects liquid-tight flexible metal conduit to box or enclosure



**Material:** Malleable Iron, Zinc Plated  
**Certifications:** UL Listed  
**Features:** Long ferrule prevents pull out



### INSULATED

ITEM#	TRADE SIZE	INNER QTY	MSTR. QTY	ITEM#	TRADE SIZE	INNER QTY	MSTR. QTY
MSTR-3845-B	3/8"	10	50	MSTR-20045-B	2"	N/A	2
MSTR-5045-B	1/2"	10	50	MSTR-25045-B	2-1/2"	N/A	1
MSTR-7545-B	3/4"	10	50	MSTR-30045-B	3"	N/A	1
MSTR-10045-B	1"	5	25	MSTR-35045-B	3-1/2"	N/A	1
MSTR-12545-B	1-1/4"	N/A	5	MSTR-40045-B	4"	N/A	1
MSTR-15045-B	1-1/2"	N/A	5				

### INSULATED W/ALUMINUM LUG

ITEM#	TRADE SIZE	INNER QTY	MSTR. QTY	ITEM#	TRADE SIZE	INNER QTY	MSTR. QTY
MSTR-3845-A	3/8"	10	50	MSTR-20045-A	2"	N/A	2
MSTR-5045-A	1/2"	10	50	MSTR-25045-A	2-1/2"	N/A	1
MSTR-7545-A	3/4"	10	50	MSTR-30045-A	3"	N/A	1
MSTR-10045-A	1"	5	25	MSTR-35045-A	3-1/2"	N/A	1
MSTR-12545-A	1-1/4"	N/A	5	MSTR-40045-A	4"	N/A	1
MSTR-15045-A	1-1/2"	N/A	5				

**MyMadison**  
News, insights and innovation in the Electrical Industry

Electrical Industry Trade Show  
Top, Part 1

MEproducts.net 45



## NONMETALLIC LIQUID-TIGHT BOX CONNECTORS STRAIGHT



Connects liquid-tight nonmetallic conduit to box or enclosure

**Material:** Nylon

**Certifications:** UL Listed

**Features:** Suitable for use with liquid-tight flexible non-metallic conduit, Type B

**Notes:** S suffix denotes one-piece screw-in type



STANDARD				SCREW-IN			
ITEM#	TRADE SIZE	INNER QTY	MSTR. QTY	ITEM#	TRADE SIZE	INNER QTY	MSTR. QTY
NMLQ-1038	3/8"	25	100	NMLQ-1038-S	3/8"	25	125
NMLQ-1050	1/2"	25	100	NMLQ-1050-S	1/2"	25	100
NMLQ-1075	3/4"	10	100	NMLQ-1075-S	3/4"	25	100
NMLQ-1100	1"	5	50				
NMLQ-1125	1-1/4"	5	25				
NMLQ-1150	1-1/2"	2	10				
NMLQ-1200	2"	2	10				

## NONMETALLIC LIQUID-TIGHT BOX CONNECTORS 90° ANGLE



Connects liquid-tight nonmetallic conduit to box or enclosure

**Material:** Nylon

**Certifications:** UL Listed

**Features:** Suitable for use with liquid-tight flexible non-metallic conduit, Type B

**Notes:** S suffix denotes one-piece screw-in type



STANDARD				SCREW-IN			
ITEM#	TRADE SIZE	INNER QTY	MSTR. QTY	ITEM#	TRADE SIZE	INNER QTY	MSTR. QTY
NMLQ-9038	3/8"	10	100	NMLQ-9038-S	3/8"	10	50
NMLQ-9050	1/2"	10	100	NMLQ-9050-S	1/2"	10	100
NMLQ-9075	3/4"	10	100	NMLQ-9075-S	3/4"	10	50
NMLQ-9100	1"	5	50				
NMLQ-9125	1-1/4"	5	25				
NMLQ-9150	1-1/2"	2	10				
NMLQ-9200	2"	2	10				

## LIQUID-TIGHT FITTINGS

### COMBINATION COMPRESSION COUPLINGS LIQUID-TIGHT TO EMT

Connects liquid-tight conduit to EMT conduit



**Material:** Steel

**Certifications:** UL Listed



ITEM#	TRADE SIZE	INNER QTY	MASTER QTY
MLT-EMT-50	1/2"	25	100
MLT-EMT-75	3/4"	10	50
MLT-EMT-100	1"	5	25

### COMPRESSION COMBINATION COUPLINGS LIQUID-TIGHT TO RIGID/IMC

Connects Liquid-tight conduit to Rigid/IMC conduit



**Material:** Steel

**Certifications:** UL Listed



ITEM#	TRADE SIZE	INNER QTY	MASTER QTY
MLT-NT-50	1/2"	25	100

# 48

## flex/mc/ac fittings



Nothing can be more frustrating than losing valuable time due to low quality fittings. Madison's Flex/AC/MC fittings come through for you time after time. Giving you affordability paired with quality, Madison saves you time and money. With a large variety of UL listed Flex/AC/MC fittings, you can be confident that you are using some of the finest fittings available anywhere.



**ME**products.net

## SQUEEZE BOX CONNECTORS STRAIGHT - ZINC

Connects flexible metal conduit to box  
or enclosure

**Material:** Zinc Die-Cast

**Certifications:** UL Listed

**Notes:** \*L-41-1 for use with MC cable



STANDARD				INSULATED THROAT			
ITEM#	TRADE SIZE	INNER QTY	MSTR. QTY	ITEM#	TRADE SIZE	INNER QTY	MSTR. QTY
L-41-1*	1/2"	25	250				
L-42	3/8"	50	500				
L-42-1	1/2"	25	250	IL-42-1	1/2"	25	250
L-42-2	3/4"	25	250	IL-42-2	3/4"	25	250
L-42-3	1"	10	100	IL-42-3	1"	10	100
L-42-4	1-1/4"	10	100	IL-42-4	1-1/4"	10	100
L-42-5	1-1/2"	5	50	IL-42-5	1-1/2"	5	50
L-42-6	2"	10	40	IL-42-6	2"	10	40
L-42-7	2-1/2"	N/A	5	IL-42-7	2-1/2"	N/A	5
L-42-8	3"	1	5	IL-42-8	3"	N/A	5
L-42-9	3-1/2"	N/A	1	IL-42-9	3-1/2"	N/A	1
L-42-10	4"	N/A	1	IL-42-10	4"	N/A	1

**We're looking  
for partners with  
innovative ideas!**

Learn how to bring your ideas to life at:  
[www.MEproducts.net/SPARKS](http://www.MEproducts.net/SPARKS)



## FLEX/MC/AC FITTINGS

### SQUEEZE BOX CONNECTORS 90° ANGLE - ZINC

Connects flexible metal conduit to box or enclosure

**Material:** Zinc Die-Cast

**Certifications:** UL Listed

**Features:** 90° Fitting with cover



STANDARD				INSULATED THROAT			
ITEM#	TRADE SIZE	INNER QTY	MSTR. QTY	ITEM#	TRADE SIZE	INNER QTY	MSTR. QTY
L-110	3/8"	50	500	IL-110	3/8"	50	500
L-110-1	1/2"	25	250	IL-110-1	1/2"	25	250
L-110-2	3/4"	10	100	IL-110-2	3/4"	10	100
L-110-3	1"	5	50	IL-110-3	1"	5	50
L-110-4	1-1/4"	10	40	IL-110-4	1-1/4"	10	40
L-110-5	1-1/2"	N/A	5	IL-110-5	1-1/2"	N/A	5
L-110-6	2"	N/A	5	IL-110-6	2"	N/A	5
L-110-7	2-1/2"	N/A	5	IL-110-7	2-1/2"	N/A	5
L-110-8	3"	N/A	1	IL-110-8	3"	N/A	1
L-110-9	3-1/2"	N/A	1	IL-110-9	3-1/2"	N/A	1
L-110-10	4"	N/A	1	IL-110-10	4"	N/A	1

# IDEAS WELCOME

Who knows? Maybe the next  
great invention will be yours!

## SQUEEZE BOX CONNECTORS STRAIGHT - MALLEABLE

Connects flexible metal conduit to box or enclosure



**Material:** Malleable Iron, Zinc Plated  
**Certifications:** UL Listed, Federal Spec. W F 406E, NEMA FB-1

**Features:** Male hub threads - NPSM

**Notes:** ML-42, ML-42-1, IML-42 & IML-42-1 can also be used with MCAP®



STANDARD				INSULATED THROAT			
ITEM#	TRADE SIZE	INNER QTY	MSTR. QTY	ITEM#	TRADE SIZE	INNER QTY	MSTR. QTY
ML-42	3/8"	25	125	IML-42	3/8"	25	125
ML-42-1	1/2"	25	125	IML-42-1	1/2"	25	125
ML-42-2	3/4"	20	100	IML-42-2	3/4"	20	100
ML-42-3	1"	10	50	IML-42-3	1"	10	50
ML-42-4	1-1/4"	10	50	IML-42-4	1-1/4"	10	50
ML-42-5	1-1/2"	5	25	IML-42-5	1-1/2"	5	25
ML-42-6	2"	N/A	5	IML-42-6	2"	N/A	5
ML-42-7	2-1/2"	N/A	5	IML-42-7	2-1/2"	N/A	5
ML-42-8	3"	N/A	5	IML-42-8	3"	N/A	5
ML-42-9	3-1/2"	N/A	1	IML-42-9	3-1/2"	N/A	1
ML-42-10	4"	N/A	1	IML-42-10	4"	N/A	1

## FLEX/MC/AC FITTINGS

### SQUEEZE BOX CONNECTORS 90° ANGLE - MALLEABLE

Connects flexible metal conduit to box or enclosure

**Material:** Malleable Iron, Zinc Plated  
**Certifications:** UL Listed, Federal Spec. W F 406E, NEMA FB-1

**Features:** Male hub threads - NPSM  
**Notes:** 90° Fitting with cover. ML-110, ML-110-2, IML-110 & IML-110-2 can also be used with MCAP®.



STANDARD				INSULATED THROAT			
ITEM#	TRADE SIZE	INNER QTY	MSTR. QTY	ITEM#	TRADE SIZE	INNER QTY	MSTR. QTY
ML-110	3/8"	20	100	IML-110	3/8"	25	250
ML-110-1	1/2"	20	100	IML-110-1	1/2"	20	100
ML-110-2	3/4"	10	50	IML-110-2	3/4"	10	50
ML-110-3	1"	5	25	IML-110-3	1"	5	25
ML-110-4	1-1/4"	5	25	IML-110-4	1-1/4"	5	25
ML-110-5	1-1/2"	2	10	IML-110-5	1-1/2"	2	10
ML-110-6	2"	N/A	5	IML-110-6	2"	N/A	5
ML-110-7	2-1/2"	N/A	5	IML-110-7	2-1/2"	N/A	5
ML-110-8	3"	N/A	1	IML-110-8	3"	N/A	1
ML-110-9	3-1/2"	N/A	1	IML-110-9	3-1/2"	N/A	1
ML-110-10	4"	N/A	1	IML-110-10	4"	N/A	1

### SCREW-IN BOX CONNECTORS ZINC

Connects flexible metal conduit to box or enclosure

**Material:** Zinc Die-Cast  
**Certifications:** UL Listed  
**Features:** Concrete-tight when taped



STANDARD				INSULATED THROAT			
ITEM#	TRADE SIZE	INNER QTY	MSTR. QTY	ITEM#	TRADE SIZE	INNER QTY	MSTR. QTY
L-44	3/8"	50	500				
L-44-1	1/2"	50	500	IL-44-1	1/2"	25	250
L-44-2	3/4"	25	250	IL-44-2	3/4"	25	250
L-44-3	1"	25	250	IL-44-3	1"	10	100
L-44-4	1-1/4"	10	100	IL-44-4	1-1/4"	10	40
L-44-5	1-1/2"	10	40	IL-44-5	1-1/2"	10	40
L-44-6	2"	10	40	IL-44-6	2"	N/A	1



**NEW** CUT-IN SNAP LOCK BOX CONNECTOR

Connects metal clad or armored cable to old-work steel boxes or enclosures



**Material:** Zinc Die-Cast, Steel, Plastic Insulator  
**Certifications:** cULus Listed



**Features:** No tools required when assembling to the cable or the box. After installing the old-work box in the wall and fishing the cable through the box, simply snap the cable into the fitting and snap the fitting into the box. Easily removed without tools and reusable.

ITEM#	TRADE SIZE	INNER QTY	MASTER QTY
MCS38	3/8"	25	100

**NEW** DOUBLE SNAP LOCK MC CONNECTOR

Connects metal clad or armored cable to steel boxes or enclosures



**Material:** Zinc Die-Cast, Steel, Plastic Insulator  
**Certifications:** cULus Listed



**Features:** No tools required when assembling to the cable or the box. Robust one-piece square grip design for easy use. Snap the cable to the fitting and snap the fitting into the box. Easily removed without tools and reusable. Patent pending.

ITEM#	TRADE SIZE	INNER QTY	MASTER QTY
MDS38	3/8"	50	500

**SADDLE TYPE BOX CONNECTORS - ZINC**

Connects flexible metal conduit to box or enclosure



**Material:** Zinc Die-Cast  
**Certifications:** UL Listed



**Features:** Concrete-tight

ITEM#	TRADE SIZE	INNER QTY	MASTER QTY
L-67	3/8"	50	500
L-68	1/2"	25	250
L-69	3/4"	20	200
L-70	1"	10	100

## FLEX/MC/AC FITTINGS

### FLEX SET SCREW BOX CONNECTORS - ZINC

Connects flexible metal conduit to box or enclosure

**Material:** Zinc Die-Cast  
**Certifications:** UL Listed



ITEM#	TRADE SIZE	INNER QTY	MASTER QTY
L-48-1	1/2"	25	250
L-48-2	3/4"	20	100

### TWO-SCREW BOX CONNECTORS - ZINC

Connects 14/2 to 10/3 armored ROMEX® or non-metallic sheathed cable to box or enclosure

**Material:** Zinc Die-Cast  
**Certifications:** UL Listed

**Notes:** L-51 NM cable: (2) 14/2, (1) 12/2,  
L-57: AC cable: (FE) 14/2-10/2,.46 min x .598 max AC cable



ITEM#	TRADE SIZE	INNER QTY	MASTER QTY
L-51	1/2"	25	250
L-57	1/2"	20	100

### DUPLEX BOX CONNECTORS ZINC

Connects two lengths of flexible metal conduit to box or enclosure

**Material:** Zinc Die-Cast  
**Certifications:** UL Listed

**Notes:** Metal clad cable range:  
Aluminum Continuous Sheath Smooth .410-.500  
Aluminum Interlocking .460 - .560  
Steel Interlocking .438 - .560



ITEM#	TRADE SIZE	SCREWS	INNER QTY	MASTER QTY
L-158	3/8"	1	25	250
L-159	3/8"	2	20	200

ROMEX® is a registered trademark of Southwire Company.

## MC/AC & FLEX BOX CONNECTORS - STEEL

Connects aluminum or steel AC, MC and flexible MCAP cables to box or enclosure



**Material:** Steel

**Certifications:** UL Listed

**Features:** No locknut required. Simply tilt into the knockout and snap down for a secure connection. Dual-grip clamp provides grounding continuity and cable gripping. Insulator provides wire protection.

**Notes:** Suitable as grounding means under the NEC 350-5 and for hazardous locations under NEC 501-4(b), Class I, Div. 2. MAFC-50 & MAFC-52 can also be used with MCAP®.

### STANDARD

ITEM#	TRADE SIZE	INNER QTY	MASTER QTY
MAFC-50	1/2"	50	500
MAFC-75	3/4"	25	125

### DUPLEX

ITEM#	TRADE SIZE	INNER QTY	MASTER QTY
MAFC-52	1/2"	25	125

CABLE TYPE	MAFC-50	MAFC-75	MAFC-52
AC STEEL	14/2 - 10/3	10/4 - 6/3	14/2 - 12/4
AC ALUMINUM	14/2 - 12/4	10/4 - 8/4	14/2 - 12/4
MC STEEL	<b>14/2 - 12/4</b> , 10/2	<b>10/3 - 8/2</b>	14/2 - 10/3
MC ALUMINUM INTERLOCKED	14/2 - 10/2	10/3 - 8/2	14/2 - 10/3
MC ALUMINUM	14/3, 14/4, <b>12/2</b> , <b>12/3</b> , 12/4 - 10/3		
FLEX	3/8" STEEL & ALUMINUM		
MCAP®	.500-.610, 12/4 - 10/4		.410-.590, 14/3 - 10/4

**Notes:** Bolded cable sizes are concrete-tight when taped and used with PVC jacketed cord

All wire sizes are AWG.

Connectors listed for AC cable are suitable for AC-HFC.  
Connectors listed for MCAP are suitable for MCI-A HFC.

## FLEX/MC/AC FITTINGS

### DOUBLE BITE SADDLE BOX CONNECTORS STRAIGHT - STEEL

Connects aluminum or steel AC, MC and flexible MCAP cables to box or enclosure



**Material:** Tubular Steel, Zinc Plated

**Certifications:** UL Listed, NEMA FB-1

**Features:** Dual gripping saddle clamps

**Notes:** MDB-38B thru MDB-100B can also be used with MCAP®.

ITEM#	TRADE SIZE	INNER QTY	MSTR. QTY	ITEM#	TRADE SIZE	INNER QTY	MSTR. QTY
MDB-38B	3/8"	25	100	MDB-200B	2"	N/A	5
MDB-50B	1/2"	25	100	MDB-250B	2-1/2"	N/A	4
MDB-75B	3/4"	10	50	MDB-300B	3"	N/A	4
MDB-100B	1"	5	25	MDB-350B	3-1/2"	N/A	2
MDB-125B	1-1/4"	5	25	MDB-400B	4"	N/A	2
MDB-150B	1-1/2"	2	10				

CABLE TYPE	MDB-38B	MDB-50B	MDB-75B	MDB-100B
AC STEEL	14/2 - 10/2	12/4 - 6/3	6/4 - 4/3	6/4 - 2/4
AC ALUMINUM	14/2 - 10/2	12/4 - 6/3	8/3 - 4/3	
MC STEEL INTERLOCKED	14/2 - 8/2	10/4 - 6/3	8/3 - 6/4	3/4
MC ALUMINUM INTERLOCKED	14/2 - 8/2	10/4 - 6/3	6/4 - 4/3	
FLEX	3/8" STEEL & ALUM.	1/2" STEEL & ALUM.	3/4" STEEL & ALUM.	1" STEEL & ALUM.
MCAP®	14/2 - 10/4	10/3 - 10/4, 8/4	8/4 - 6/4	6/4

### BX/FLEX SET SCREW BOX CONNECTORS - ZINC

Connects BX/steel flex to box or enclosure



**Material:** Zinc Die-Cast

**Certifications:** UL Listed

ITEM#	TRADE SIZE	INNER QTY	MASTER QTY
L-58	3/8"	100	1000

## DOUBLE BITE SADDLE BOX CONNECTORS ANGLED - MALLEABLE

Connects flex, AC, MC, & MCAP® cables to box or enclosure

**Material:** Malleable Iron, Zinc Plated

**Certifications:** UL Listed, NEMA FB-1

**Features:** Dual gripping saddle clamps



### 90° ANGLE

ITEM#	TRADE SIZE	INNER QTY	MASTER QTY
MDB-3890-B	3/8"	10	50
MDB-5090-B	1/2"	10	50
MDB-7590-B	3/4"	5	25
MDB-10090-B	1"	5	25

### 45° ANGLE

ITEM#	TRADE SIZE	INNER QTY	MASTER QTY
MDB-3845-B	3/8"	10	50
MDB-5045-B	1/2"	10	50
MDB-7545-B	3/4"	10	50

CABLE TYPE	MDB-38B	MDB-50B	MDB-75B	MDB-100B
AC STEEL	14/2 - 10/2	12/4 - 6/3	6/4 - 4/3	6/4 - 2/4
AC ALUMINUM	14/2 - 10/2	12/4 - 6/3	8/3 - 4/3	
MC STEEL INTERLOCKED	14/2 - 8/2	10/4 - 6/3	8/3 - 6/4	3/4
MC ALUMINUM INTERLOCKED	14/2 - 8/2	10/4 - 6/3	6/4 - 4/3	
FLEX	3/8" STEEL & ALUM.	1/2" STEEL & ALUM.	3/4" STEEL & ALUM.	1" STEEL & ALUM.
MCAP®	14/2 - 10/4	10/3 - 10/4, 8/4	8/4 - 6/4	6/4

All wire sizes are AWG.

## FLEX/MC/AC FITTINGS

### DOUBLE BITE SADDLE SET SCREW COUPLINGS - STEEL

Connects flex, AC & MC cables to  
EMT conduit



**Material:** Tubular Steel, Zinc Plated  
**Certifications:** UL Listed, NEMA FB-1  
**Features:** Dual gripping saddle clamps



ITEM#	TRADE SIZE	INNER QTY	MASTER QTY
MDBS-38	3/8"	50	250
MDBS-50	1/2"	25	125
MDBS-75	3/4"	10	100

### DOUBLE BITE SADDLE COMPRESSION COUPLINGS STEEL

Connects flex, AC & MC cables to  
EMT conduit



**Material:** Tubular Steel, Zinc Plated  
**Certifications:** UL Listed, NEMA FB-1  
**Features:** Dual gripping saddle clamps



ITEM#	TRADE SIZE	INNER QTY	MASTER QTY
MDBC-38	3/8"	25	125
MDBC-50	1/2"	25	125
MDBC-75	3/4"	20	100

### COMBINATION COMPRESSION COUPLINGS - EMT TO FLEX

Connects EMT to flexible metal conduit



**Material:** Zinc Die-cast  
**Certifications:** UL Listed  
**Features:** Compression end for EMT, screw-in end for flex



ITEM#	TRADE SIZE	INNER QTY	MASTER QTY
L-49-1	1/2"	50	500
L-49-2	3/4"	25	250

## SCREW-IN COUPLINGS ZINC

Connects two lengths of flexible metal conduit



**Material:** Zinc Die-Cast  
**Certifications:** UL Listed



ITEM#	TRADE SIZE	INNER QTY	MSTR. QTY	ITEM#	TRADE SIZE	INNER QTY	MSTR. QTY
L-45-1	1/2"	50	500	L-45-4	1-1/4"	10	100
L-45-2	3/4"	25	250	L-45-5	1-1/2"	10	40
L-45-3	1"	25	250	L-45-6	2"	5	20

## COMBINATION COUPLINGS EMT TO FLEX

Connects EMT to flexible metal conduit



**Material:** Zinc Die-Cast  
**Certifications:** UL Listed (except L-153)



ITEM#	TRADE SIZE	INNER QTY	MASTER QTY
L-153	1/2"	50	500
L-153-1	1/2"	25	250
L-153-2	3/4"	25	125

## ANTI-SHORT BUSHINGS

Place between wire and armored sheath to prevent damage to wire insulation



**Material:** Non-Metallic  
**Certifications:** UL Listed  
**Features:** Suitable for installation at temperatures as low as -40°C  
**Color:** Bright Red



BAG					BULK			
ITEM#	TRADE SIZE	PC PER BAG	INNER QTY	MSTR. QTY	ITEM#	TRADE SIZE	INNER QTY	MSTR. QTY
3010	#0	35	N/A	20	3010-B	#0	N/A	60000
3011	#1	35	N/A	20	3011-B	#1	N/A	50000
3012	#2	35	N/A	10	3012-B	#2	N/A	25000
3013	#3	20	N/A	10				
3014	#4	16	N/A	10				

## FLEX/MC/AC FITTINGS



### The perfect choice for flat screen TV applications and home theater centers.

- Largest volume offered in device boxes
- Heavy duty mounting screws supplied
- Vertical and horizontal mounting
- UL approved for single screw mounting, extra support bar not required.

# SmartBox™





# 62

---

## nm fittings & supports



From metal to plastic, and locknut to snap-in, Madison offers you everything you could want in non-metallic fittings and supports. With multiple styles and sizes, Madison has what you need for any project. Quality constructed, our entire offering of fittings and supports install with ease, saving you time and money. From the journeyman electrician to the weekend handyman, Madison non-metallic fittings and supports give you craftsmanship and affordability you can count on.



**ME**products.net

## TILT-IN CABLE BOX CONNECTORS - STEEL

Connects ROMEX® or non-metallic sheathed cable to box or enclosure

**Material:** Steel, Zinc Electroplated

**Notes:** Locknut not required



ITEM#	TRADE SIZE	INNER QTY	MASTER QTY
L-15	1/2"	100	500
L-16	3/4"	50	250
L-17	1-1/4"	25	125
L-18	1-1/2"	N/A	25

## TWO-SCREW BOX CONNECTORS - ZINC

Connects 14/2 to 10/3 armored ROMEX® or non-metallic sheathed cable to box or enclosure

**Material:** Zinc Die-Cast

**Certifications:** UL Listed

**Notes:** L-51 NM cable: (2) 14/2, (1) 12/2,  
L-57: AC cable: (FE) 14/2-10/2,.46 min x .598 max AC cable



ITEM#	TRADE SIZE	INNER QTY	MASTER QTY
L-51	1/2"	25	250
L-57	1/2"	20	100

## NON-WATERTITE CONNECTORS - ZINC

Connects ROMEX® or non-metallic sheathed cable to box or enclosure

**Material:** Zinc Die-Cast

**Certifications:** UL Listed (except L-108)



ITEM#	TRADE SIZE	INNER QTY	MASTER QTY
L-104	3/4"	50	500
L-105	1"	25	250
L-106	1-1/4"	10	100
L-107	1-1/2"	5	50
L-108	2"	10	40

## NM FITTINGS & SUPPORTS

### NON-WATERTITE CONNECTORS - ZINC

Connects ROMEX® or non-metallic sheathed cable to box or enclosure

**Material:** Zinc Die-Cast

**Certifications:** UL Listed (except L-1108-R)



OVAL				ROUND			
ITEM#	TRADE SIZE	INNER QTY	MSTR. QTY	ITEM#	TRADE SIZE	INNER QTY	MSTR. QTY
L-1106	1-1/4"	10	100	L-1106-R	1-1/4"	10	100
L-1107	1-1/2"	0	25	L-1107-R	1-1/2"	0	25
L-1108	2"	5	25	L-1108-R	2"	5	25

### SNAP-IN CONNECTOR PLASTIC

Connects ROMEX® or non-metallic sheathed cable to box or enclosure

**Material:** Thermoplastic

**Certifications:** UL Listed

**Features:** Heavy duty



ITEM#	TRADE SIZE	INNER QTY	MASTER QTY
LNM-51	1/2"	100	1000

### BUSHINGS

Converts raw-edged holes to smooth neat insulated openings for cable protection

**Material:** 6/6 Nylon

**Features:** Snaps in with fingertip pressure.



ITEM#	TRADE SIZE	INNER QTY	MASTER QTY
170	1/2"	50	500
171	3/4"	50	500
172	1"	25	250
173	1-1/4"	25	250
174	1-1/2"	25	250
175	2"	5	50
176	2-1/2"	5	50

ROMEX® is a registered trademark of Southwire Company.

## PVC SNAP-IN CONNECTOR

Connects ROMEX® or non-metallic sheathed cable to metal box or enclosure



**Material:** PVC

**Certifications:** UL Listed

**Features:** Accepts (1) 6/3 to 8/3, (2) 12/3 to 8/2

**Notes:** Maximum service temperature 105° C



ITEM#	TRADE SIZE	INNER QTY	MASTER QTY
ME-3202	3/4"	25	250

## PLASTIC SNAP-IN CONNECTOR

Connects ROMEX® or non-metallic sheathed cable and flexible cord to metal box or enclosure



**Material:** Thermoplastic

**Certifications:** UL Listed

**Features:** Cord Capacity .125 - .300 Diameter

**Notes:** Cable range (1) 14/2 to (1) 10/2 NM



ITEM#	TRADE SIZE	KNOCK OUT	INNER QTY	MASTER QTY
ME-3300	3/4"	1/2"	100	500

## CABLE CONNECTOR PLASTIC

Connects ROMEX® or non-metallic sheathed cable to metal box or enclosure



**Material:** Thermoplastic

**Certifications:** UL Listed

**Features:** Easy snap-in design

**Notes:** For (1) 14/2 or 14/3; 12/2 or 12/3; 10/2



ITEM#	TRADE SIZE	INNER QTY	MASTER QTY
1200	1/2"	100	1000

## NM FITTINGS & SUPPORTS

### DUPLEX CABLE CONNECTOR PLASTIC

Connects 2 ROMEX® or non-metallic sheathed cable to metal box or enclosure

**Material:** Thermoplastic  
**Certifications:** UL Listed  
**Features:** Easy snap-in design  
**Notes:** For (2) 14/2 OR 12/2



ITEM#	TRADE SIZE	INNER QTY	MASTER QTY
1201	3/4"	25	250

### CABLE CONNECTOR PLASTIC

Connects ROMEX® or non-metallic sheathed cable to metal box or enclosure

**Material:** Thermoplastic  
**Certifications:** UL Listed  
**Features:** Easy snap-in design  
**Notes:** For (1) 14/3; 12/3; 10/3; 8/3; 6/3



ITEM#	TRADE SIZE	INNER QTY	MASTER QTY
1202	3/4"	50	250

### NON-METALLIC 1-HOLE CABLE STRAPS

Secures ROMEX® or non-metallic sheathed cable to wood or masonry

**Material:** Cold Rolled Steel, Zinc Plated  
**Notes:** Wire sizes #14, #12, and #10, in 2 or 3 conductor, with or without ground. Also 14 in UF



ITEM#	INNER QTY	MASTER QTY
134-1	100	1000
134-5	500	2500

ROMEX® is a registered trademark of Southwire Company.

## INSULATED CABLE STAPLE

Secures and protects non-metallic BX, MC, AC & UF cable

**Material:** Steel Nail, Plastic Insulator  
**Features:** Plastic insulator protects cable  
**Notes:** Accepts non-metallic sheathed cable



ITEM#	TRADE SIZE	CABLE RANGE	INNER QTY	MASTER QTY
30V-2	1/2" x 1"	#14/2 OR #12/2	500	5000

## INSULATED CABLE STAPLE 2 NAIL

Secures ROMEX® or non-metallic sheathed cable to wood surface

**Material:** Steel Nail, Plastic Insulator  
**Features:** Plastic insulator protects cable. Nails drive together to keep wood from splitting.



ITEM#	CABLE RANGE	INNER QTY	MASTER QTY
20W-1	#14/2 OR #12/2 W/GROUND OR 1/2" CABLE	100	2500
20W-5	#14/2 OR #12/2 W/GROUND OR 1/2" CABLE	500	2500
30W-5	#14/3 OR #12/3 - #10/3 W/GROUND OR 3/4" CABLE	N/A	500
30W-50	#14/3 OR #12/3 - #10/3 W/GROUND OR 3/4" CABLE	50	1000

## STAPLES

Secures ROMEX® or non-metallic sheathed cable to wood surface

**Material:** Steel Wire  
**Features:** Flat, indented head, for #14/2 or #12/2 with ground non-metallic sheathed cable.  
**Notes:** M suffix denotes pail pack.



ITEM#	TRADE SIZE	INNER QTY	MASTER QTY
30-1	1/2" x 1"	100	5000
30-5	1/2" x 1"	500	5000
30-5M	1/2" x 1"	N/A	5000

## NM FITTINGS & SUPPORTS

### ROMEX®/BX STAPLES

Secures ROMEX® or non-metallic sheathed cable, BX and flexible conduit to wood or masonry



**Material:** Steel Wire

**Features:** Flat indented head, for #14/3 - #12/3 and 10/3 non-metallic sheathed cable BX, or 3/8" flex

**Notes:** M suffix denotes pail pack

ITEM#	TRADE SIZE	INNER QTY	MASTER QTY
31-1	9/16" x 1-1/4"	100	5000
31-5	9/16" x 1-1/4"	500	5000
31-5M	9/16" x 1-1/4"	N/A	5000

### SERVICE ENTRANCE STAPLES

Secures ROMEX® or non-metallic sheathed cable, BX and flexible conduit to wood or masonry



**Material:** Steel Wire

**Features:** Pointed offset to drive in straight

ITEM#	TRADE SIZE	CABLE RANGE	INNER QTY	MASTER QTY
32-1	3/4" x 1-5/16"	#6/3 SEU	100	1000
34-1	1" x 1"	#2/3 SEU	100	1000
36-1	1-5/8" x 2-1/8"	#4/0 SE	100	500



# 70

## portable cord fittings



No matter what type of portable cable you are using, Madison has the fitting for you. Produced to meet strict UL standards, Madison portable cord fittings use the highest quality materials to give you a tight fit every time. Loosing time and money because your fittings are low quality and just do not fit correctly is now a thing of the past. No matter your cord type or size Madison gives you the right fit when you need it most.



**ME**products.net

## CORD GRIPS - STEEL

Secures & seals cords or cables entering enclosures or raceways

**Material:** Steel, Zinc Plated, Neoprene Grommet

**Certifications:** UL Listed, Federal Spec. W-F-406E

**Features:** 105° C temperature rating

ITEM#	TRADE SIZE	INNER QTY	MASTER QTY	CABLE RANGE MIN.	CABLE RANGE MAX.
MCG-50A250	1/2"	25	100	.150	.250
MCG-50A350	1/2"	25	100	.250	.350
MCG-50A450	1/2"	25	100	.350	.450
MCG-50A560	1/2"	25	100	.450	.560
MCG-50A650	1/2"	25	100	.560	.650
MCG-75A250	3/4"	10	50	.150	.250
MCG-75A350	3/4"	10	50	.250	.350
MCG-75A450	3/4"	10	50	.350	.450
MCG-75A560	3/4"	10	50	.450	.560
MCG-75A650	3/4"	10	50	.560	.650
MCG-75B750	3/4"	10	50	.650	.750
MCG-75B850	3/4"	10	50	.750	.850
MCG-100B560	1"	5	25	.450	.560
MCG-100B650	1"	5	25	.560	.650
MCG-100B750	1"	5	25	.650	.750

## PORTABLE CORD FITTINGS



FOR TYPES S, SO, ST & STO	FOR TYPES SJ, STO, SJT, SJTO, SVO & BUS DROP
	18-2, 18-3 SVO
	18-2, 18-3 SJT, 18-2, 18-3, 18-4 SJO, 16-2, 16-3 SJO
18-2, 18-3, 18-4, 16-2, 16-3, 16-4	16-4 SJO 14-2, 14-3, 14-4 SJO 12-2 SJO 14-3 Bus Drop
18-5, 18-6, 18-7, 16-5, 16-6, 14-2, 14-3	12-3 SJO, 12-3, 10-3 Bus Drop
18-8, 18-10, 16-7, 16-8, 14-4, 12-2, 12-3, 10-2	
	18-2, 18-3 SVO
	18-2, 18-3 SJT 18-2, 18-3, 18-4 SJO 16-2, 16-3 SJO
18-2, 18-3, 18-4, 16-2, 16-3, 16-4	16-4 SJO 14-2, 14-3, 14-4 SJO 12-2 SJO 14-3 Bus Drop
18-5, 18-6, 18-7, 16-5, 16-6, 14-2, 14-3	12-3 SJO, 12-3, 10-3 Bus Drop
18-8, 18-10, 16-7, 16-8, 14-4, 12-2, 12-3, 10-2	
18-12, 18-14, 16-10, 16-12, 14-5, 14-6, 14-7, 12-4, 12-5, 10-3, 10-4, 8-2	8-3 Bus Drop
18-16, 18-20, 16-14, 16-16, 16-18, 14-8 12-6, 12-7, 12-8, 10-5, 8-3, 8-4, 6-2	6-3 Bus Drop
18-5, 18-6, 18-7, 16-5, 16-6, 14-2, 14-3	12-3 SJO, 12-3, 10-3 Bus Drop
18-8, 18-10, 16-7, 16-8, 14-4, 12-2, 12-3, 10-2	
18-2, 18-14, 16-10, 16-12, 14-5, 14-6, 14-7, 12-4, 12-5, 10-3, 10-4, 8-2	8-3 Bus Drop

CONTINUED ON NEXT PAGE

## CORD GRIPS - STEEL (continued)

Secures & seals cords or cables entering enclosures or raceways

**Material:** Steel, Zinc Plated, Neoprene Grommet

**Certifications:** UL Listed, Federal Spec. W-F-406E

**Features:** 105° C temperature rating

ITEM#	TRADE SIZE	INNER QTY	MASTER QTY	CABLE RANGE MIN.	CABLE RANGE MAX.
MCG-100B850	1"	5	25	.750	.850
MCG-100C950	1"	5	25	.850	.950
MCG-100C1050	1"	5	25	.950	1.050
MCG-125C850	1-1/4"	5	25	.750	.850
MCG-125C950	1-1/4"	5	25	.850	.950
MCG-125D1050	1-1/4"	5	25	.950	1.050
MCG-125D1150	1-1/4"	5	25	1.050	1.150
MCG-125D1250	1-1/4"	5	25	1.150	1.250
MCG-125D1375	1-1/4"	5	25	1.250	1.375
MCG-150D1050	1-1/2"	2	10	.950	1.050
MCG-150D1150	1-1/2"	2	10	1.050	1.150
MCG-150D1250	1-1/2"	2	10	1.150	1.250
MCG-150D1375	1-1/2"	2	10	1.250	1.375

## CORD GRIPS - NON-METALLIC

**Material:** Fiberglass Reinforced Nylon

**Certifications:** UL Listed

**Features:** Neoprene gland. Liquid-tight for round cable. Includes locknut.



ITEM#	TRADE SIZE	INNER QTY	MASTER QTY
MNPT-50	1/2"	50	250
MNPT-75	3/4"	25	125

## PORTABLE CORD FITTINGS



FOR TYPES S, SO, ST & STO	FOR TYPES SJ, STO, SJT, SJTO, SVO & BUS DROP
18-16, 18-18, 18-20, 16-14, 16-16, 16-18, 14-8, 12-6, 12-7, 12-8, 10-5, 8-3, 8-4, 6-2	6-3 Bus Drop
18-22, 18-24, 18-26, 16-20, 16-22, 16-24 14-10, 14-12, 10-6, 10-7, 10-8, 6-3, 6-4	4-3 Bus Drop
18-30, 16-26, 14-14, 14-16, 12-10, 4-3	
18-16, 18-18, 18-20, 16-14, 16-16, 16-18, 14-8, 12-6, 12-7, 12-8, 10-5, 8-3, 8-4, 6-2	6-3 Bus Drop
18-22, 18-24, 18-26, 16-20, 16-22, 16-24, 14-10, 14-12, 10-6, 10-7, 10-8, 6-3, 6-4	4-3 Bus Drop
18-30, 16-26, 14-14, 14-16, 12-10, 4-3	
18-36, 18-40, 16-30, 16-36, 14-18, 14-20 12-12, 12-14, 10-10, 4-4	2-3 Bus Drop
16-40, 14-22, 12-16, 12-18, 10-12, 10-14, 2-3	
14-24, 14-26, 14-30, 12-20, 10-16, 2-4	
18-30, 16-26, 14-14, 14-16, 12-10, 4-3	
18-36, 18-40, 16-30, 16-36, 14-18, 14-20, 12-12, 12-14, 10-10, 4-4	2-3 Bus Drop
16-40, 14-22, 12-16, 12-18, 10-12, 10-14, 2-3	
14-24, 14-26, 14-30, 12-20, 10-16, 2-4	

**MORE ON PREVIOUS PAGE**

# 76

---

## grounding, bonding & splicing



Everyone knows how important grounding, bonding and splicing are. Madison's extensive line of quality grounding, bonding and splicing products prove that we understand it as well. We offer an array of UL listed products, ensuring that no matter what conductor size, Madison has what you need to meet all of your grounding, bonding or splicing needs.



**ME**products.net



## OXIDE INHIBITOR

Eliminates binding and aluminum oxide formation for all AL/AL - AL/CU wire connections and aluminum conduit thread joints

**Size:** 4oz.



ITEM#	INNER QTY	MASTER QTY
B-85-4	1	12

## GROUND CLAMPS

Connects bare copper wire to water pipe, ground rod or copper metal tubing for grounding



**Material:** As noted below

**Certifications:** UL Listed  
(except L-160-C, L-160-BS and L-180-2BS)

**Notes:** L-160-DB is suitable for direct burial



ITEM#	TRADE SIZE	CLAMP/SCREWS	BARE COPPER GROUND WIRE	INNER QTY	MSTR QTY
L-160	1/2" - 1"	ZINC / STEEL	#8 SLD - #2 STR	25	125
L-160-C	1/2" - 1"	ZINC-BRONZE PLATED / STEEL	#8 SLD - #2 STR	25	125
L-160-B	1/2" - 1"	BRONZE / BRONZE	#10 SLD - #2 STR	25	125
L-160-BS	1/2" - 1"	BRONZE / BRASS	#10 SLD - #2 STR	25	125
L-160-DB	1/2" - 1"	BRONZE / BRONZE	#10 SLD - #2 STR	25	125
L-180-2B	1-1/4" - 2"	BRONZE / STEEL	#10 SLD - #2 STR	5	50
L-180-2BS	1-1/4" - 2"	BRONZE / BRONZE	#10 SLD - #2 STR	5	50
L-184	2-1/2" - 4"	BRONZE / STEEL	#10 SLD - #2 STR	0	5

## ARMORED GROUND CLAMPS

Connects armored cable to water pipe for grounding



**Material:** Zinc-Bronze Clamp, Plated Steel Screws

**Features:** 2 screw design for armored ground wire

ITEM#	TRADE SIZE	BARE COPPER GROUND WIRE	INNER QTY	MASTER QTY
L-163	1/2" - 1"	#10 SLD - #2 STR	25	250

## GROUNDING, BONDING & SPLICING

### GROUND CLAMP HUBS

Connects a ground conductor in rigid conduit to water pipe for grounding

**Material:** Bronze Clamp, Steel Screws

**Certifications:** UL Listed

**Notes:** For use with wire sizes #8 solid - #4 stranded



#### STANDARD

ITEM#	TRADE SIZE	CONDUIT HUB	INNER QTY	MASTER QTY
L-162-B	1/2" - 1"	1/2"	25	125
L-182-B	1-1/4" - 2"	1/2"	5	50

#### WITH STRAP

ITEM#	TRADE SIZE	CONDUIT HUB	INNER QTY	MASTER QTY
L-160-1BH	1/2" - 1"	1/2"	5	25
L-160-2BH	1/2" - 1"	3/4"	5	25
L-160-3BH	1/2" - 1"	1"	5	25

### GROUND ROD CLAMPS

For terminating a bare copper conductor to a ground rod

**Material:** Bronze Clamp

**Certifications:** UL Listed

**Features:** Suitable for direct burial

**Notes:** Hex head bolt with 3/8" - 16 bolt thread.

Conductor range #10 solid - #2 stranded.

Also listed for use with rebar.



ITEM#	TRADE SIZE	INNER QTY	MASTER QTY
GRC-1	1/2"	50	500
GRC-2	5/8"	50	250
GRC-3	3/4"	50	250

### GROUND STRAPS

Provides grounding termination points in load centers and other enclosures

**Material:** Copper Plated Screw & Nut



ITEM#	TRADE SIZE	INNER QTY	MASTER QTY
GS-1	3/8" - 1"	N/A	100

## SPLIT BOLT CONNECTORS SILICON BRONZE

Used for electrical splicing and tapping

**Material:** Silicon Bronze

**Certifications:** UL Listed for copper conductors only

**Notes:** For use with 2 conductors only,  
direct burial and rebar.

\*Not approved for grounding, bonding, direct burial



ITEM#	CONDUCTOR RANGE	INNER QTY	MASTER QTY
SB-8	#16 STR - #8 STR	25	200
SB-6	#10 SLD - #6 SLD	25	200
SB-4	#8 SLD - #4 SLD	25	200
SB-3	#6 SLD - #2 SLD	10	80
SB-2	#6 SLD - #2 STR	10	80
SB-1/0	#4 SLD - 1/0 STR	10	80
SB-2/0	#2 SLD - 2/0 STR	5	40
SB-3/0	#2 SLD - 3/0 STR	5	40
SB-4/0	1/0 SLD - 250 MCM	10	100
SB-350	4/0 STR - 350 MCM	1	8
SB-500	250 MCM - 500 MCM	1	8
SB-750*	350 MCM - 750 MCM	1	8
SB-1000*	500 MCM - 1000 MCM	1	10

## SPLIT BOLT CONNECTORS ALUMINUM ALLOY

Used for electrical splicing and tapping

**Material:** Aluminum Alloyed-Bodied,  
Electro-Tin Plated

**Certifications:** UL Listed, Dual rated for  
aluminum and copper conductor combos

**Notes:** Use Oxide-inhibitor compound when connecting  
Aluminum to ACSR or Aluminum to Copper wires.



ITEM#	CONDUCTOR RANGE	INNER QTY	MASTER QTY
ASBC-1/0	#6 SLD - 1/0 STR	10	80
ASBC-2/0	#2 SLD - 2/0 STR	5	40
ASBC-4/0	1/0 STR - 250 MCM	10	100
ASBC-350	2/0 STR - 350 MCM	1	8
ASBC-500	3/0 STR - 500 MCM	1	8

## GROUNDING, BONDING & SPLICING

### SPLIT BOLT CONNECTORS COPPER ALLOY

Used for electrical splicing and tapping

**Material:** Copper Alloyed-Bodied,  
Electro-Tin Plated

**Certifications:** UL Listed for copper to  
copper conductors only.

\*UL Listed for aluminum to aluminum, copper  
to aluminum, and copper to copper conductors.

**Notes:** Use Oxide-inhibitor compound when connecting  
Aluminum to ACSR or Aluminum to Copper wires.



ITEM#	CONDUCTOR RANGE	INNER QTY	MASTER QTY
ASB-10*	#16 STR - #10 STR	25	200
ASB-8*	#16 STR - #8 STR	25	200
ASB-6*	#14 STR - #8 STR	25	200
ASB-4	#10 STR - #6 STR	25	200
ASB-3	#8 SLD - #3 STR	10	80
ASB-2	#8 SLD - #2 STR	10	80
ASB-1/0	#6 SLD - 1/0 STR	5	40
ASB-2/0	#6 STR - 2/0 STR	5	40
ASB-3/0	#4 STR - 3/0 STR	10	100
ASB-4/0	#4 STR - 250 MCM	25	200
ASB-350*	3/0 STR - 350 MCM	1	8
ASB-500*	3/0 STR - 500 MCM	1	8
ASB-750*	250 MCM - 750 MCM	1	8
ASB-1000*	350 MCM - 1000 MCM	1	10

### SPLICER- REDUCER ALUMINUM

Splices two cables of equal or different sizes

**Material:** Aluminum Alloy,  
Electro-Tin Plated

**Certifications:** UL Listed for copper or  
aluminum conductors

**Notes:** Use with Oxide-inhibitor compound



ITEM#	CONDUCTOR RANGE	INNER QTY	MASTER QTY
ASR-1/0	#14 - #2	5	40
ASR-2	#14 - 1/0	5	40
ASR-250	#6 - 250 MCM	2	20

**NEW** **INLINE INTERSYSTEM BONDING BRIDGE**

Provides a dependable method for grounding and bonding for electrical systems

**Material:** Zinc Die Cast

**Certifications:** cULus Listed

**Features:** Easy installation. When used with conduit, it provides protection against damage and theft of the main ground. Main ground conductor is isolated from communications lines. Incorporates six (6) terminating points (2x the amount required by the NEC). Eliminates creating holes in building that could allow ingress of water. Mounts to enclosures, conduit bodies, and inline with conduit. Gangable.



ITEM#	TRADE SIZE	INNER QTY	MASTER QTY
MEIBB	1/2"	N/A	9

**INTERSYSTEM BONDING BRIDGE**

Terminates utility grounding conductors such as power, telephones, cable, etc.

**Material:** Tin-plated Aluminum, Polycarbonate

**Certifications:** Meets requirements of 2008 NEC Article 250.94

**Features:** Connects directly to the grounding electrode with a lay-in style lug. Integrated mounting holes provide quick, easy and compact installation. Constructed of corrosion resistant aluminum and tin-plated for maximum conductivity. Paintable polycarbonate cover for additional protection.



ITEM#	INNER QTY	MASTER QTY
MIBB	1	10

## GROUNDING, BONDING & SPLICING

### SINGLE SOLDERLESS LUGS COPPER

Connects cable to equipment pads or bar

**Material:** Electrolytic Copper, Rated 600V

**Certifications:** UL Listed for copper conductors only

**Features:** V-bottom collar assures positive contact and firm, permanent grip



ITEM#	CONDUCTOR RANGE	INNER QTY	MASTER QTY
SL-25	#10 - #14	50	400
SL-35	#6 - #14	50	400
SL-70	#4 - #14	25	200
SL-709	#8 - #2	25	200
SL-125	1/0 - #6	10	80
SL-175	#4 - 3/0	5	40
SL-225	#2 - 4/0	5	40
SL-300	1/0 - 350 MCM	2	16
SL-400	1/0 - 500 MCM	5	50
SL-650	600 MCM - 1000 MCM	1	10

### SINGLE TERMINAL LUGS COPPER

Connects cable to equipment pads or terminal block

**Material:** Bronze

**Certifications:** UL Listed for copper conductors only

**Notes:** Use with Oxide-inhibitor compound



ITEM#	CONDUCTOR RANGE	INNER QTY	MASTER QTY
TL-8	#14 SLD - #8 STR	25	200
TL-4	#14 SLD - #4 STR	25	200
TL-1/0	#4 SLD - 1/0 STR	10	80
TL-250	1/0 STR - 250 MCM	5	40

## SINGLE TERMINAL LUGS ALUMINUM

Terminates cable inside enclosure

**Material:** Aluminum Alloy,  
Electro-Tin Plated

**Certifications:** UL Listed for copper or aluminum conductors

**Notes:** Use with Oxide-inhibitor compound



ITEM#	CONDUCTOR RANGE	INNER QTY	MASTER QTY
TLA-6	#4 - #6	52	200
TLA-2	#14 - #2	25	200
TLA-1/0	#14 - 1/0	10	80
TLA-2/0	#14 - 2/0	10	80
TLA-250	#6 - 250 MCM	5	40

## DOUBLE TERMINAL LUGS ALUMINUM

Terminates cable inside enclosure


**Material:** Aluminum Alloy,  
Electro-Tin Plated

**Certifications:** UL Listed for copper or  
aluminum conductors

**Notes:** Use with Oxide-inhibitor compound



ITEM#	CONDUCTOR RANGE	INNER QTY	MASTER QTY
TDLA-1/0	#14 SLD - 1/0 STR	5	40
TDLA-250	#6 STR - 250 MCM	5	40



### Grounding & Bonding at it's best!

Madison's done it again! Our new Inline Intersystem Bonding Bridge will change the way you bond your intersystem bonding conductors. It provides a dependable method for grounding and bonding for electrical systems. Typical applications include communications, solar, cable, and transmission lines. When used with conduit, it provides protection against damage and theft of the main ground.

- Designed for indoor and outdoor use
- Incorporates six (6) terminating points (2x the amount required by the NEC)
- Main ground conductor is isolated from communications lines
- Easy installation
- Eliminates creating holes in building that could allow ingress of water
- Mounts to enclosures, conduit bodies, and inline with conduit
- Gangable




# 86

---

## pvc fittings



Not all PVC fittings are created equal. Use Madison's PVC fittings once and you will understand why. Made from quality materials and UL tested, our PVC fittings perform every time. With a wide array of products, Madison has the size and shape you need. No matter what the project is, choose Madison PVC fittings for superiority and affordability.



**ME**products.net

## PVC UNI CONDUIT NIPPLE

Used to install electrical service meter base to panel, weatherproof disconnect, etc.



**Material:** PVC

**Certifications:** ETL Approved #3104547.

**Features:** Made from UL approved schedule 80 PVC pipe.

ITEM#	TRADE SIZE	INNER QTY	MASTER QTY
MUN-125	1-1/4" x 22"	N/A	12
MUN-150	1-1/2" x 22"	N/A	9
MUN-200	2" x 22"	N/A	25
MUN-250	2-1/2" x 22"	N/A	16
MUN-300	3" x 22"	N/A	16
MUN-400	4" x 22"	N/A	9

## PVC UNI CONDUIT NIPPLE BRICK

Used to install electrical service meter base to panel, weatherproof disconnect, etc.



**Material:** PVC

**Certifications:** ETL Approved #3104547.

**Features:** Made from UL approved schedule 80 PVC pipe. Brick: 8" long with 1-1/4" of solid pipe to accept male adapter.

ITEM#	TRADE SIZE	INNER QTY	MASTER QTY
MUNB-125	1-1/4" x 8"	N/A	25
MUNB-200	2" x 8"	N/A	32

## PVC UNI CONDUIT NIPPLE COMMERCIAL

Used to install electrical service meter base to panel, weatherproof disconnect, etc.



**Material:** PVC

**Certifications:** ETL Approved #3104547.

**Features:** Made from UL approved schedule 80 PVC pipe.

ITEM#	TRADE SIZE	INNER QTY	MASTER QTY
MUNC-125	1-1/4" x 16"	N/A	25
MUNC-200	2" x 16"	N/A	25

## PVC FITTINGS

### PVC EXPANSION JOINTS

Allows for expansion and contraction in PVC conduit runs



**Material:** PVC

**Certifications:** UL Listed (except for PEJ-500)

**Notes:** Schedule 40



ITEM#	TRADE SIZE	MAX LENGTH	MIN LENGTH	INNER QTY	MASTER QTY
PEJ-50	1/2"	12"	8"	N/A	25
PEJ-75	3/4"	12"	8"	N/A	25
PEJ-100	1"	12-1/2"	8-1/2"	N/A	40
PEJ-125	1-1/4"	13"	9"	N/A	20
PEJ-150	1-1/2"	13"	9"	N/A	20
PEJ-200	2"	13-1/4"	9-1/4"	N/A	10
PEJ-250	2-1/2"	22-1/4"	14-1/4"	N/A	9
PEJ-300	3"	22-1/4"	14-1/4"	N/A	9
PEJ-350	3-1/2"	22-7/8"	14-7/8"	N/A	5
PEJ-400	4"	22-7/8"	14-7/8"	N/A	5
PEJ-500	5"	34"	26"	N/A	1

### PVC ELBOWS - 90°

Provides a 90° change in direction in a conduit run



**Material:** PVC

**Certifications:** UL Listed

**Features:** Schedule 40. Standard radius.



ITEM#	TRADE SIZE	INNER QTY	MSTR. QTY	ITEM#	TRADE SIZE	INNER QTY	MSTR. QTY
PVC-5090	1/2"	N/A	40	PVC-25090	2-1/2"	N/A	1
PVC-7590	3/4"	N/A	40	PVC-30090	3"	N/A	1
PVC-10090	1"	N/A	50	PVC-35090	3-1/2"	N/A	1
PVC-12590	1-1/4"	N/A	25	PVC-40090	4"	N/A	1
PVC-15090	1-1/2"	N/A	20	PVC-50090	5"	N/A	1
PVC-20090	2"	N/A	15	PVC-60090	6"	N/A	1

## PVC ELBOWS - 45°

Provides a 45° change in direction in a conduit run



**Material:** PVC

**Certifications:** UL Listed

**Features:** Schedule 40. Standard radius.



ITEM#	TRADE SIZE	INNER QTY	MSTR. QTY	ITEM#	TRADE SIZE	INNER QTY	MSTR. QTY
PVC-5045	1/2"	N/A	100	PVC-25045	2-1/2"	N/A	20
PVC-7545	3/4"	N/A	50	PVC-30045	3"	N/A	1
PVC-10045	1"	N/A	50	PVC-35045	3-1/2"	N/A	1
PVC-12545	1-1/4"	N/A	35	PVC-40045	4"	N/A	1
PVC-15045	1-1/2"	N/A	20	PVC-50045	5"	N/A	1
PVC-20045	2"	N/A	15	PVC-60045	6"	N/A	1

## PVC ELBOWS - 30°

Provides a 30° change in direction in a conduit run



**Material:** PVC

**Certifications:** UL Listed

**Features:** Schedule 40. Standard radius.



ITEM#	TRADE SIZE	INNER QTY	MSTR. QTY	ITEM#	TRADE SIZE	INNER QTY	MSTR. QTY
PVC-5030	1/2"	N/A	50	PVC-25030	2-1/2"	N/A	20
PVC-7530	3/4"	N/A	50	PVC-30030	3"	N/A	30
PVC-10030	1"	N/A	50	PVC-35030	3-1/2"	N/A	1
PVC-12530	1-1/4"	N/A	35	PVC-40030	4"	N/A	12
PVC-15030	1-1/2"	N/A	20	PVC-50030	5"	N/A	1
PVC-20030	2"	N/A	15	PVC-60030	6"	N/A	1

## PVC FITTINGS

### PVC ELBOWS - 90° SCHEDULE 80

Provides a 90° change in direction  
in a conduit run



**Material:** PVC

**Certifications:** UL Listed

**Features:** Schedule 80. Standard radius.



ITEM#	TRADE SIZE	INNER QTY	MSTR. QTY	ITEM#	TRADE SIZE	INNER QTY	MSTR. QTY
PVC-509080	1/2"	N/A	50	PVC-2009080	2-1/2"	N/A	15
PVC-759080	3/4"	N/A	40	PVC-2509080	3"	N/A	1
PVC-1009080	1"	N/A	50	PVC-3009080	3-1/2"	N/A	1
PVC-1259080	1-1/4"	N/A	25	PVC-4009080	4"	N/A	1
PVC-1509080	2"	N/A	20				

### PVC ELBOWS - 45° SCHEDULE 80

Provides a 45° change in direction  
in a conduit run



**Material:** PVC

**Certifications:** UL Listed

**Features:** Schedule 80. Standard radius.



ITEM#	TRADE SIZE	INNER QTY	MSTR. QTY	ITEM#	TRADE SIZE	INNER QTY	MSTR. QTY
PVC-504580	1/2"	N/A	100	PVC-2004580	2-1/2"	N/A	15
PVC-754580	3/4"	N/A	50	PVC-2504580	3"	N/A	1
PVC-1004580	1"	N/A	50	PVC-3004580	3-1/2"	N/A	1
PVC-1254580	1-1/4"	N/A	35	PVC-4004580	4"	N/A	1
PVC-1504580	2"	N/A	20				

## PVC ELBOWS - 90° SCHEDULE 40 SPECIAL RADIUS



Provides a 90° change in direction in a conduit run

**Material:** PVC

**Certifications:** UL Listed

**Notes:** Special radius elbow orders are non-cancelable and non-returnable



ITEM#	TRADE SIZE	RADIUS	INNER QTY	MASTER QTY
PVC-1509036	1-1/2"	36"	N/A	1
PVC-1509048	1-1/2"	48"	N/A	1
PVC-2009024	2"	24"	N/A	1
PVC-2009036	2"	36"	N/A	1
PVC-2009048	2"	48"	N/A	1
PVC-2509024	2-1/2"	24"	N/A	1
PVC-2509036	2-1/2"	36"	N/A	1
PVC-2509048	2-1/2"	48"	N/A	1
PVC-3009024	3"	24"	N/A	1
PVC-3009036	3"	36"	N/A	1
PVC-3009048	3"	48"	N/A	1
PVC-3509024	3-1/2"	24"	N/A	1
PVC-3509036	3-1/2"	36"	N/A	1
PVC-3509048	3-1/2"	48"	N/A	1
PVC-4009024	4"	24"	N/A	1
PVC-4009036	4"	36"	N/A	1
PVC-4009048	4"	48"	N/A	1
PVC-5009036	5"	36"	N/A	1
PVC-5009048	5"	48"	N/A	1
PVC-6009036	6"	36"	N/A	1
PVC-6009048	6"	48"	N/A	1

## PVC FITTINGS

### PVC ELBOWS - 90° SCHEDULE 80 SPECIAL RADIUS



Provides a 90° change in direction in a conduit run

**Material:** PVC

**Certifications:** UL Listed

**Notes:** Special radius elbow orders are non-cancelable and non-returnable



ITEM#	TRADE SIZE	RADIUS	INNER QTY	MASTER QTY
PVC-20090248	2"	24"	N/A	1
PVC-20090368	2"	36"	N/A	1
PVC-20090488	2"	48"	N/A	1
PVC-25090248	2-1/2"	24"	N/A	1
PVC-25090368	2-1/2"	36"	N/A	1
PVC-30090248	3"	24"	N/A	1
PVC-30090368	3"	36"	N/A	1
PVC-30090488	3"	48"	N/A	1
PVC-40090248	4"	24"	N/A	1
PVC-40090368	4"	36"	N/A	1
PVC-40090488	4"	48"	N/A	1
PVC-50090488	5"	48"	N/A	1

### PVC ELBOWS - 90° BELL END

Provides a 90° change in direction in a conduit run



**Material:** PVC

ITEM#	TRADE SIZE	INNER QTY	MSTR. QTY	ITEM#	TRADE SIZE	INNER QTY	MSTR. QTY
PVCB-5090	1/2"	N/A	40	PVCB-20090	2"	N/A	15
PVCB-7590	3/4"	N/A	40	PVCB-25090	2-1/2"	N/A	1
PVCB-10090	1"	N/A	40	PVCB-30090	3"	N/A	1
PVCB-12590	1-1/4"	N/A	20	PVCB-35090	3-1/2"	N/A	1
PVCB-15090	1-1/2"	N/A	20	PVCB-40090	4"	N/A	1



## PVC ELBOWS - 45° BELL END

Provides a 45° change in direction  
in a conduit run



**Material:** PVC

ITEM#	TRADE SIZE	INNER QTY	MSTR. QTY	ITEM#	TRADE SIZE	INNER QTY	MSTR. QTY
PVCB-5045	1/2"	N/A	40	PVCB-20045	2"	N/A	15
PVCB-7545	3/4"	N/A	40	PVCB-25045	2-1/2"	N/A	1
PVCB-10045	1"	N/A	40	PVCB-30045	3"	N/A	1
PVCB-12545	1-1/4"	N/A	20	PVCB-35045	3-1/2"	N/A	1
PVCB-15045	1-1/2"	N/A	20	PVCB-40045	4"	N/A	1

## PVC ELBOWS - 90° BELL END SPECIAL RADIUS

Provides a 90° change in direction  
in a conduit run



**Material:** PVC

**Notes:** Special radius elbow orders are non-cancelable  
and non-returnable

ITEM#	TRADE SIZE	RADIUS	INNER QTY	MASTER QTY
PVCB-2009024	2"	24"	N/A	1
PVCB-2009036	2"	36"	N/A	1
PVCB-2009048	2"	48"	N/A	1
PVCB-2509024	2-1/2"	24"	N/A	1
PVCB-2509036	2-1/2"	36"	N/A	1
PVCB-2509048	2-1/2"	48"	N/A	1
PVCB-3009024	3"	24"	N/A	1
PVCB-3009036	3"	36"	N/A	1
PVCB-3009048	3"	48"	N/A	1
PVCB-3509024	3-1/2"	24"	N/A	1
PVCB-3509036	3-1/2"	36"	N/A	1
PVCB-3509048	3-1/2"	48"	N/A	1
PVCB-4009024	4"	24"	N/A	1
PVCB-4009036	4"	36"	N/A	1
PVCB-4009048	4"	48"	N/A	1

## PVC FITTINGS

### PVC CONDUIT BODIES LB-TYPE

Allows access for inspection, pulling and maintenance



**Material:** PVC

**Certifications:** UL Listed for wet location and concrete-tight

**Features:** Cover, gasket and screws included

**Notes:** Schedule 40



ITEM#	TRADE SIZE	INNER QTY	MSTR. QTY	ITEM#	TRADE SIZE	INNER QTY	MSTR. QTY
PLBLA-50	1/2"	N/A	25	PLBLA-200	2"	N/A	10
PLBLA-75	3/4"	N/A	15	PLBLA-250	2-1/2"	N/A	4
PLBLA-100	1"	N/A	10	PLBLA-300	3"	N/A	4
PLBLA-125	1-1/4"	N/A	10	PLBLA-350	3-1/2"	N/A	4
PLBLA-150	1-1/2"	N/A	10	PLBLA-400	4"	N/A	4

### PVC CONDUIT BODIES C-TYPE

Allows access for inspection, pulling and maintenance



**Material:** PVC

**Certifications:** UL Listed for wet location and concrete-tight

**Features:** Cover, gasket and screws included

**Notes:** Schedule 40



ITEM#	TRADE SIZE	INNER QTY	MSTR. QTY	ITEM#	TRADE SIZE	INNER QTY	MSTR. QTY
PCLA-50	1/2"	N/A	30	PCLA-200	2"	N/A	15
PCLA-75	3/4"	N/A	20	PCLA-250	2-1/2"	N/A	4
PCLA-100	1"	N/A	15	PCLA-300	3"	N/A	4
PCLA-125	1-1/4"	N/A	15	PCLA-350	3-1/2"	N/A	4
PCLA-150	1-1/2"	N/A	10	PCLA-400	4"	N/A	4

## PVC CONDUIT BODIES E-TYPE

Allows access for inspection, pulling and maintenance



**Material:** PVC

**Certifications:** UL Listed for wet location and concrete-tight

**Features:** Cover, gasket and screws included

**Notes:** Schedule 40



ITEM#	TRADE SIZE	INNER QTY	MSTR. QTY	ITEM#	TRADE SIZE	INNER QTY	MSTR. QTY
PELA-50	1/2"	N/A	30	PELA-200	2"	N/A	15
PELA-75	3/4"	N/A	20	PELA-250	2-1/2"	N/A	4
PELA-100	1"	N/A	15	PELA-300	3"	N/A	4
PELA-125	1-1/4"	N/A	20	PELA-350	3-1/2"	N/A	4
PELA-150	1-1/2"	N/A	10	PELA-400	4"	N/A	4

## PVC CONDUIT BODIES LL-TYPE

Allows access for inspection, pulling and maintenance



**Material:** PVC

**Certifications:** UL Listed for wet location and concrete-tight

**Features:** Cover, gasket and screws included

**Notes:** Schedule 40



ITEM#	TRADE SIZE	INNER QTY	MSTR. QTY	ITEM#	TRADE SIZE	INNER QTY	MSTR. QTY
PLLLA-50	1/2"	N/A	25	PLLLA-200	2"	N/A	10
PLLLA-75	3/4"	N/A	20	PLLLA-250	2-1/2"	N/A	4
PLLLA-100	1"	N/A	15	PLLLA-300	3"	N/A	4
PLLLA-125	1-1/4"	N/A	10	PLLLA-350	3-1/2"	N/A	5
PLLLA-150	1-1/2"	N/A	10	PLLLA-400	4"	N/A	5

## PVC FITTINGS

### PVC CONDUIT BODIES LR-TYPE

Allows access for inspection, pulling and maintenance



**Material:** PVC

**Certifications:** UL Listed for wet location and concrete-tight

**Features:** Cover, gasket and screws included

**Notes:** Schedule 40



ITEM#	TRADE SIZE	INNER QTY	MSTR. QTY	ITEM#	TRADE SIZE	INNER QTY	MSTR. QTY
PLRLA-50	1/2"	N/A	25	PLRLA-200	2"	N/A	10
PLRLA-75	3/4"	N/A	20	PLRLA-250	2-1/2"	N/A	4
PLRLA-100	1"	N/A	15	PLRLA-300	3"	N/A	4
PLRLA-125	1-1/4"	N/A	10	PLRLA-350	3-1/2"	N/A	5
PLRLA-150	1-1/2"	N/A	10	PLRLA-400	4"	N/A	5

### PVC CONDUIT BODIES T-TYPE

Allows access for inspection, pulling and maintenance



**Material:** PVC

**Certifications:** UL Listed for wet location and concrete-tight

**Features:** Cover, gasket and screws included

**Notes:** Schedule 40



ITEM#	TRADE SIZE	INNER QTY	MSTR. QTY	ITEM#	TRADE SIZE	INNER QTY	MSTR. QTY
PTLA-50	1/2"	N/A	10	PTLA-200	2"	N/A	10
PTLA-75	3/4"	N/A	10	PTLA-250	2-1/2"	N/A	4
PTLA-100	1"	N/A	10	PTLA-300	3"	N/A	4
PTLA-125	1-1/4"	N/A	15	PTLA-350	3-1/2"	N/A	4
PTLA-150	1-1/2"	N/A	10	PTLA-400	4"	N/A	4

## PVC END CAPS

Seals off end of conduit

**Material:** PVC



ITEM#	TRADE SIZE	INNER QTY	MSTR. QTY	ITEM#	TRADE SIZE	INNER QTY	MSTR. QTY
PEC-50	1/2"	N/A	200	PEC-250	2-1/2"	N/A	15
PEC-75	3/4"	N/A	150	PEC-300	3"	N/A	10
PEC-100	1"	N/A	100	PEC-400	4"	N/A	12
PEC-125	1-1/4"	N/A	40	PEC-500	5"	N/A	10
PEC-150	1-1/2"	N/A	40	PEC-600	6"	N/A	10
PEC-200	2"	N/A	20				

## PVC END BELLS

Provides smooth surface for wire pulling at the cut end of the conduit and protects cable from damage

**Material:** PVC



ITEM#	TRADE SIZE	INNER QTY	MSTR. QTY	ITEM#	TRADE SIZE	INNER QTY	MSTR. QTY
PMEB-50	1/2"	N/A	100	PMEB-250	2-1/2"	N/A	10
PMEB-75	3/4"	N/A	200	PMEB-300	3"	N/A	30
PMEB-100	1"	N/A	100	PMEB-350	3-1/2"	N/A	40
PMEB-125	1-1/4"	N/A	100	PMEB-400	4"	N/A	30
PMEB-150	1-1/2"	N/A	50	PMEB-500	5"	N/A	25
PMEB-200	2"	N/A	40	PMEB-600	6"	N/A	15

## PVC PULL ELBOWS

Connects 2 lengths of PVC for a 90° bend

**Material:** PVC

**Certifications:** UL Listed



ITEM#	TRADE SIZE	INNER QTY	MASTER QTY
PEL-5075	1/2", 3/4"	N/A	50

## PVC FITTINGS

### PVC COUPLINGS

Connects two lengths of PVC

**Material:** PVC

**Certifications:** UL Listed

**Notes:** Schedule 40



ITEM#	TRADE SIZE	INNER QTY	MSTR. QTY	ITEM#	TRADE SIZE	INNER QTY	MSTR. QTY
PC-50	1/2"	N/A	150	PC-250	2-1/2"	N/A	15
PC-75	3/4"	N/A	100	PC-300	3"	N/A	25
PC-100	1"	N/A	50	PC-350	3-1/2"	N/A	20
PC-125	1-1/4"	N/A	30	PC-400	4"	N/A	15
PC-150	1-1/2"	N/A	25	PC-500	5"	N/A	8
PC-200	2"	N/A	30	PC-600	6"	N/A	5

### PVC REDUCER BUSHINGS

Reduces knockout diameter

**Material:** PVC

**Notes:** Schedule 40



ITEM#	TRADE SIZE	INNER QTY	MASTER QTY
PRB-7550	3/4" x 1/2"	100	300
PRB-10050	1" x 1/2"	100	300
PRB-10075	1" X 3/4"	100	200
PRB-12575	1-1/4" x 3/4"	25	50
PRB-125100	1-1/4" x 1"	50	100
PRB-150125	1-1/2" x 1-1/4"	N/A	40
PRB-200125	2" x 1-1/4"	N/A	25
PRB-200150	2" x 1-1/2"	N/A	25
PRB-250200	2-1/2" x 2"	N/A	15
PRB-300200	3" x 2"	N/A	25
PRB-300250	3" x 2-1/2"	N/A	15
PRB-400300	4" x 3"	N/A	10
PRB-400350	4" x 3-1/2"	N/A	15

## PVC TERMINAL ADAPTERS

Connects PVC conduit to a threaded PVC or steel conduit bell or terminate raceway to a box or enclosure



**Material:** PVC

**Certifications:** UL Listed

**Notes:** Schedule 40



ITEM#	TRADE SIZE	INNER QTY	MSTR. QTY	ITEM#	TRADE SIZE	INNER QTY	MSTR. QTY
PTA-50	1/2"	N/A	150	PTA-250	2-1/2"	N/A	25
PTA-75	3/4"	N/A	125	PTA-300	3"	N/A	45
PTA-100	1"	N/A	50	PTA-350	3-1/2"	N/A	30
PTA-125	1-1/4"	N/A	50	PTA-400	4"	N/A	20
PTA-150	1-1/2"	N/A	25	PTA-500	5"	N/A	8
PTA-200	2"	N/A	50	PTA-600	6"	N/A	10

## PVC OFFSET ADAPTERS

Offsets a conduit raceway



**Material:** PVC

**Certifications:** UL Listed

**Notes:** Schedule 40



ITEM#	TRADE SIZE	INNER QTY	MASTER QTY
PMO-125	1-1/4"	N/A	50
PMO-200	2"	N/A	25

## PVC FEMALE ADAPTERS

Connects threaded steel conduit or connectors to PVC conduit



**Material:** PVC

**Certifications:** UL Listed

**Notes:** Schedule 40.

PFA-250 and PFA-350 concrete-tight when taped.



ITEM#	TRADE SIZE	INNER QTY	MSTR. QTY	ITEM#	TRADE SIZE	INNER QTY	MSTR. QTY
PFA-50	1/2"	N/A	150	PFA-250	2-1/2"	N/A	20
PFA-75	3/4"	N/A	100	PFA-300	3"	N/A	25
PFA-100	1"	N/A	50	PFA-350	3-1/2"	N/A	20
PFA-125	1-1/4"	N/A	30	PFA-400	4"	N/A	15
PFA-150	1-1/2"	N/A	25	PFA-500	5"	N/A	10
PFA-200	2"	N/A	30	PFA-600	6"	N/A	6

## PVC FITTINGS

### PVC JUNCTION BOX ADAPTERS

Connects conduit to box or enclosure



**Material:** PVC

**Certifications:** UL Listed (1/2" thru 2" only)

ITEM#	TRADE SIZE	INNER QTY	MSTR. QTY	ITEM#	TRADE SIZE	INNER QTY	MSTR. QTY
PJBA-50	1/2"	N/A	100	PJBA-200	2"	N/A	25
PJBA-75	3/4"	N/A	100	PJBA-250	2-1/2"	N/A	10
PJBA-100	1"	N/A	100	PJBA-300	3"	N/A	20
PJBA-125	1-1/4"	N/A	50	PJBA-350	3-1/2"	N/A	10
PJBA-150	1-1/2"	N/A	75	PJBA-400	4"	N/A	10

### PVC JUNCTION BOXES

Encloses electrical or utility connections



**Material:** PVC

**Certifications:** UL Listed

**Features:** Cover, gasket and screws included

ITEM#	TRADE SIZE	INNER QTY	MASTER QTY
PJB-442	4" x 4" x 2"	N/A	12
PJB-444	4" x 4" x 4"	N/A	10
PJB-552	5" x 5" x 2"	N/A	12
PJB-664	6" x 6" x 4"	N/A	5
PJB-666	6" x 6" x 6"	N/A	8
PJB-884	8" x 8" x 4"	N/A	5
PJB-887	8" x 8" x 7"	N/A	2
PJB-12124	12" x 12" x 4"	N/A	3
PJB-12126	12" x 12" x 6"	N/A	3
PJB-12128	12" x 12" x 8"	N/A	3

### PVC FSC BOXES

Used as a junction box or branch circuit wiring devices



**Material:** PVC

**Certifications:** UL Listed

ITEM#	TRADE SIZE	INNER QTY	MASTER QTY
PFSC-50	1/2"	N/A	15
PFSC-75	3/4"	N/A	15



## PVC FSE BOXES

Used as a junction box or branch circuit wiring devices

**Material:** PVC

**Certifications:** UL Listed



ITEM#	TRADE SIZE	INNER QTY	MASTER QTY
PFSE-50	1/2"	N/A	10
PFSE-75	3/4"	N/A	10

## PVC FSS BOXES

Used as a junction box or branch circuit wiring devices

**Material:** PVC

**Certifications:** UL Listed



ITEM#	TRADE SIZE	INNER QTY	MASTER QTY
PFSS-50	1/2"	N/A	10
PFSS-75	3/4"	N/A	10

## PVC FS BOXES - 3 IN 1

Used as a junction box or branch circuit wiring devices

**Material:** PVC

**Certifications:** UL Listed

**Features:** Can be adapted to accommodate three sizes of conduit (1/2", 3/4", 1") in one box. Standard 1" hub which can be adjusted to 3/4" or 1/2" using supplied reducer bushings.



ITEM#	TRADE SIZE	INNER QTY	MSTR. QTY	ITEM#	TRADE SIZE	INNER QTY	MSTR. QTY
PFSC-3	2 GANG	N/A	10	PFSE-3	2 GANG	N/A	10
PFSCC-3	2 GANG	N/A	10	PFSED-3	1 GANG	N/A	10
PFSCD-3	1 GANG	N/A	10	PFSS-3	2 GANG	N/A	10

## PVC FITTINGS

### PVC OCTAGON BOXES

Junction box

**Material:** PVC

**Certifications:** UL Listed

**Notes:** 1/2" and 3/4" hub. Not designed for supporting luminaries



ITEM#	TRADE SIZE	INNER QTY	MASTER QTY
POCT-400150	4 x 1-12"	N/A	15

### PVC COVER PLATES

Covers wiring devices inside box after installation

**Material:** PVC

**Certifications:** UL Listed



ITEM#	TRADE SIZE	COVER	INNER QTY	MASTER QTY
PBDC	2 GANG	BLANK W/GASKET	N/A	20
PBSC	1 GANG	BLANK	N/A	50
PBSC-2	2 GANG	BLANK	N/A	50
PDSC	1 GANG	DUPLEX	N/A	100
PGFSC	1 GANG	W.P.GFI	N/A	20
PTSC	1 GANG	TOGGLE	N/A	100

### PVC WEATHERPROOF COVERS

Forms weatherproof seal for wiring devices inside PVC boxes

**Material:** PVC, Neoprene Gasket

**Certifications:** UL Listed



ITEM#	TRADE SIZE	COVER	INNER QTY	MASTER QTY
PVSD-20	2 GANG	COMBO SWITCH DUPLEX	N/A	10
PVTC-15	1 GANG	TOGGLE SWITCH	N/A	20
PVTC-20	2 GANG	TOGGLE SWITCH	N/A	10
PWDRC	1 GANG	DUPLEX	N/A	20

## PVC 2-HOLE STRAPS

Secures conduit to surface

**Material:** PVC



ITEM#	TRADE SIZE	INNER QTY	MSTR. QTY	ITEM#	TRADE SIZE	INNER QTY	MSTR. QTY
PS-50	1/2"	100	400	PS-200	2"	25	200
PS-75	3/4"	100	400	PS-250	2-1/2"	N/A	100
PS-100	1"	100	500	PS-300	3"	N/A	100
PS-125	1-1/4"	50	400	PS-400	4"	N/A	50
PS-150	1-1/2"	25	225	PS-500	5"	N/A	10

## PVC SERVICE ENTRANCE HEADS

Caps overhead service entrance

**Material:** PVC

**Certifications:** UL Listed (except for PMH-350)



ITEM#	TRADE SIZE	INNER QTY	MSTR. QTY	ITEM#	TRADE SIZE	INNER QTY	MSTR. QTY
PMH-50	1/2"	N/A	25	PMH-200	2"	N/A	4
PMH-75	3/4"	N/A	20	PMH-250	2-1/2"	N/A	2
PMH-100	1"	N/A	15	PMH-300	3"	N/A	2
PMH-125	1-1/4"	N/A	10	PMH-350	3-1/2"	N/A	2
PMH-150	1-1/2"	N/A	4	PMH-400	4"	N/A	2

## PVC BASE SPACERS

Used with intermediate spacers to provide uniform spacing between the rows and columns of conduits for below grade duct bank applications

**Material:** PVC



ITEM#	TRADE SIZE	INNER QTY	MSTR. QTY	ITEM#	TRADE SIZE	INNER QTY	MSTR. QTY
PBS-200200	2" x 2"	N/A	150	PBS-500150	5" x 1-1/2"	N/A	140
PBS-200300	2" x 3"	N/A	100	PBS-500200	5" x 2"	N/A	60
PBS-300300	3" x 3"	N/A	80	PBS-500300	5" x 3"	N/A	50
PBS-400200	4" x 2"	N/A	80	PBS-600300	6" x 3"	N/A	40
PBS-400300	4" x 3"	N/A	60				

## PVC FITTINGS

### PVC INTERMEDIATE SPACERS

Used with base spacers, to provide uniform spacing between the rows and columns of conduits for below grade duct bank applications



**Material:** PVC

**Features:** Rebar holder slots accommodate a maximum rebar diameter of 5/8" for the 2" conduit size, and 7/8" for all other sizes. Spacers provide a 3" clearance from the trench base to the bottom of the first conduit.

**Notes:** Install spacers every 5 to 6 feet for proper and even support of the conduit assembly.

ITEM#	TRADE SIZE	INNER QTY	MSTR. QTY	ITEM#	TRADE SIZE	INNER QTY	MSTR. QTY
PVS-200200	2" x 2"	N/A	200	PVS-400300	4" x 3"	N/A	60
PVS-200300	2" x 3"	N/A	150	PVS-500300	5" x 3"	N/A	60
PVS-300300	3" x 3"	N/A	160	PVS-600300	6" x 3"	N/A	40
PVS-400200	4" x 2"	N/A	80				

### PVC CLEANER

Used to clean and prep PVC pipe and fittings prior to cement application



ITEM#	TRADE SIZE	INNER QTY	MASTER QTY
P-7001	1/2 PINT	N/A	24
P-7002	PINT	N/A	12
P-7003	QUART	N/A	12

### PVC SOLVENT CEMENT CLEAR - REGULAR BODY

To cement and form a waterproof seal at joints of PVC pipe



ITEM#	TRADE SIZE	INNER QTY	MASTER QTY
P-6001	1/2 PINT	N/A	24
P-6002	PINT	N/A	12
P-6003	QUART	N/A	12
P-6004	GALLON	N/A	6

# 106

## conduit bodies



When running conduit, having inferior conduit bodies can grind a project to a halt. Breaking or coming loose due to poor fit can cost valuable time and labor. All of Madison's conduit bodies are made from high grade aluminum or malleable iron for Rigid conduit, and aluminum for EMT. Madison produces quality at an affordable price. Available in all conduit body types and with a wide range of conduit sizes we have exactly what you need to get the job done.



**ME**products.net

## RIGID CONDUIT BODIES C-TYPE

Allows access for inspection, pulling and maintenance

**Material:** Aluminum

**Certifications:** UL Listed

**Features:** Threaded body for Rigid/IMC conduit



STANDARD				W/COVER & GASKET			
ITEM#	TRADE SIZE	INNER QTY	MSTR. QTY	ITEM#	TRADE SIZE	INNER QTY	MSTR. QTY
LC-50	1/2"	10	100	LCLA-50	1/2"	10	100
LC-75	3/4"	10	50	LCLA-75	3/4"	10	50
LC-100	1"	5	25	LCLA-100	1"	5	25
LC-125	1-1/4"	2	10	LCLA-125	1-1/4"	2	10
LC-150	1-1/2"	2	10	LCLA-150	1-1/2"	2	10
LC-200	2"	1	5	LCLA-200	2"	1	5
LC-250	2-1/2"	N/A	1	LCLA-250	2-1/2"	N/A	1
LC-300	3"	N/A	1	LCLA-300	3"	N/A	1
LC-350	3-1/2"	N/A	1	LCLA-350	3-1/2"	N/A	1
LC-400	4"	N/A	1	LCLA-400	4"	N/A	1

## RIGID CONDUIT BODIES LB-TYPE

Allows access for inspection, pulling and maintenance

**Material:** Aluminum

**Certifications:** UL Listed

**Features:** Threaded body for Rigid/IMC conduit



STANDARD				W/COVER & GASKET			
ITEM#	TRADE SIZE	INNER QTY	MSTR. QTY	ITEM#	TRADE SIZE	INNER QTY	MSTR. QTY
LB-50	1/2"	10	100	LBLA-50	1/2"	10	100
LB-75	3/4"	10	50	LBLA-75	3/4"	10	50
LB-100	1"	5	25	LBLA-100	1"	5	25
LB-125	1-1/4"	2	10	LBLA-125	1-1/4"	2	10
LB-150	1-1/2"	2	10	LBLA-150	1-1/2"	2	10
LB-200	2"	1	5	LBLA-200	2"	1	5
LB-250	2-1/2"	N/A	1	LBLA-250	2-1/2"	N/A	1
LB-300	3"	N/A	1	LBLA-300	3"	N/A	1
LB-350	3-1/2"	N/A	1	LBLA-350	3-1/2"	N/A	1
LB-400	4"	N/A	1	LBLA-400	4"	N/A	1

## CONDUIT BODIES

### RIGID CONDUIT BODIES LL-TYPE

Allows access for inspection, pulling and maintenance



**Material:** Aluminum

**Certifications:** UL Listed

**Features:** Threaded body for Rigid/IMC conduit



STANDARD				W/COVER & GASKET			
ITEM#	TRADE SIZE	INNER QTY	MSTR. QTY	ITEM#	TRADE SIZE	INNER QTY	MSTR. QTY
LL-50	1/2"	10	100	LLLA-50	1/2"	10	100
LL-75	3/4"	10	50	LLLA-75	3/4"	10	50
LL-100	1"	5	25	LLLA-100	1"	5	25
LL-125	1-1/4"	2	10	LLLA-125	1-1/4"	2	10
LL-150	1-1/2"	2	10	LLLA-150	1-1/2"	2	10
LL-200	2"	1	5	LLLA-200	2"	1	5
LL-250	2-1/2"	N/A	1	LLLA-250	2-1/2"	N/A	1
LL-300	3"	N/A	1	LLLA-300	3"	N/A	1
LL-350	3-1/2"	N/A	1	LLLA-350	3-1/2"	N/A	1
LL-400	4"	N/A	1	LLLA-400	4"	N/A	1

### RIGID CONDUIT BODIES LR-TYPE

Allows access for inspection, pulling and maintenance



**Material:** Aluminum

**Certifications:** UL Listed

**Features:** Threaded body for Rigid/IMC conduit



STANDARD				W/COVER & GASKET			
ITEM#	TRADE SIZE	INNER QTY	MSTR. QTY	ITEM#	TRADE SIZE	INNER QTY	MSTR. QTY
LR-50	1/2"	10	100	LRLA-50	1/2"	10	100
LR-75	3/4"	10	50	LRLA-75	3/4"	10	50
LR-100	1"	5	25	LRLA-100	1"	5	25
LR-125	1-1/4"	2	10	LRLA-125	1-1/4"	2	10
LR-150	1-1/2"	2	10	LRLA-150	1-1/2"	2	10
LR-200	2"	1	5	LRLA-200	2"	1	5
LR-250	2-1/2"	N/A	1	LRLA-250	2-1/2"	N/A	1
LR-300	3"	N/A	1	LRLA-300	3"	N/A	1
LR-350	3-1/2"	N/A	1	LRLA-350	3-1/2"	N/A	1
LR-400	4"	N/A	1	LRLA-400	4"	N/A	1



## RIGID CONDUIT BODIES T-TYPE

Allows access for inspection, pulling and maintenance

**Material:** Aluminum

**Certifications:** UL Listed

**Features:** Threaded body for Rigid/IMC conduit



STANDARD				W/COVER & GASKET			
ITEM#	TRADE SIZE	INNER QTY	MSTR. QTY	ITEM#	TRADE SIZE	INNER QTY	MSTR. QTY
LT-50	1/2"	10	100	LTLA-50	1/2"	10	100
LT-75	3/4"	10	50	LTLA-75	3/4"	10	50
LT-100	1"	5	25	LTLA-100	1"	5	25
LT-125	1-1/4"	2	10	LTLA-125	1-1/4"	2	10
LT-150	1-1/2"	2	10	LTLA-150	1-1/2"	2	10
LT-200	2"	N/A	2	LTLA-200	2"	N/A	2
LT-250	2-1/2"	N/A	1	LTLA-250	2-1/2"	N/A	1
LT-300	3"	N/A	1	LTLA-300	3"	N/A	1
LT-350	3-1/2"	N/A	1	LTLA-350	3-1/2"	N/A	1
LT-400	4"	N/A	1	LTLA-400	4"	N/A	1

## RIGID CONDUIT BODIES C-TYPE - MALLEABLE

Allows access for inspection, pulling and maintenance

**Material:** Malleable Iron

**Certifications:** UL Listed, NEMA FB-1

**Features:** Threaded body for Rigid/IMC conduit



ITEM#	TRADE SIZE	INNER QTY	MSTR. QTY	ITEM#	TRADE SIZE	INNER QTY	MSTR. QTY
LCM-50	1/2"	N/A	10	LCM-200	2"	N/A	5
LCM-75	3/4"	N/A	10	LCM-250	2-1/2"	N/A	1
LCM-100	1"	N/A	5	LCM-300	3"	N/A	1
LCM-125	1-1/4"	N/A	5	LCM-350	3-1/2"	N/A	1
LCM-150	1-1/2"	N/A	5	LCM-400	4"	N/A	1

## CONDUIT BODIES

### RIGID CONDUIT BODIES LB-TYPE - MALLEABLE

Allows access for inspection, pulling and maintenance



**Material:** Malleable Iron

**Certifications:** UL Listed

**Features:** Threaded body for Rigid/IMC conduit



ITEM#	TRADE SIZE	INNER QTY	MSTR. QTY	ITEM#	TRADE SIZE	INNER QTY	MSTR. QTY
LBM-50	1/2"	N/A	10	LBM-200	2"	N/A	5
LBM-75	3/4"	N/A	10	LBM-250	2-1/2"	N/A	1
LBM-100	1"	N/A	5	LBM-300	3"	N/A	1
LBM-125	1-1/4"	N/A	5	LBM-350	3-1/2"	N/A	1
LBM-150	1-1/2"	N/A	5	LBM-400	4"	N/A	1

### RIGID CONDUIT BODIES LL-TYPE - MALLEABLE

Allows access for inspection, pulling and maintenance



**Material:** Malleable Iron

**Certifications:** UL Listed, NEMA FB-1

**Features:** Threaded body for Rigid/IMC conduit



ITEM#	TRADE SIZE	INNER QTY	MSTR. QTY	ITEM#	TRADE SIZE	INNER QTY	MSTR. QTY
LLM-50	1/2"	N/A	10	LLM-200	2"	N/A	5
LLM-75	3/4"	N/A	10	LLM-250	2-1/2"	N/A	1
LLM-100	1"	N/A	5	LLM-300	3"	N/A	1
LLM-125	1-1/4"	N/A	5	LLM-350	3-1/2"	N/A	1
LLM-150	1-1/2"	N/A	5	LLM-400	4"	N/A	1

## RIGID CONDUIT LR-BODIES - MALLEABLE

Allows access for inspection, pulling and maintenance



**Material:** Malleable Iron

**Certifications:** UL Listed, NEMA FB-1

**Features:** Threaded body for Rigid/IMC conduit



ITEM#	TRADE SIZE	INNER QTY	MSTR. QTY	ITEM#	TRADE SIZE	INNER QTY	MSTR. QTY
LRM-50	1/2"	N/A	10	LRM-200	2"	N/A	5
LRM-75	3/4"	N/A	10	LRM-250	2-1/2"	N/A	1
LRM-100	1"	N/A	5	LRM-300	3"	N/A	1
LRM-125	1-1/4"	N/A	5	LRM-350	3-1/2"	N/A	1
LRM-150	1-1/2"	N/A	5	LRM-400	4"	N/A	1

## RIGID CONDUIT BODIES T-TYPE - MALLEABLE

Allows access for inspection, pulling and maintenance



**Material:** Malleable Iron

**Certifications:** UL Listed, NEMA FB-1

**Features:** Threaded body for Rigid/IMC conduit



ITEM#	TRADE SIZE	INNER QTY	MSTR. QTY	ITEM#	TRADE SIZE	INNER QTY	MSTR. QTY
LTM-50	1/2"	N/A	10	LTM-200	2"	N/A	5
LTM-75	3/4"	N/A	10	LTM-250	2-1/2"	N/A	1
LTM-100	1"	N/A	5	LTM-300	3"	N/A	1
LTM-125	1-1/4"	N/A	5	LTM-350	3-1/2"	N/A	1
LTM-150	1-1/2"	N/A	5	LTM-400	4"	N/A	1

## RIGID CONDUIT BODIES TB-TYPE - MALLEABLE

Allows access for inspection, pulling and maintenance



**Material:** Malleable Iron

**Certifications:** UL Listed, NEMA FB-1

**Features:** Threaded body for Rigid/IMC conduit



ITEM#	TRADE SIZE	INNER QTY	MSTR. QTY	ITEM#	TRADE SIZE	INNER QTY	MSTR. QTY
LTBM-50	1/2"	N/A	10	LTBM-125	1-1/4"	N/A	5
LTBM-75	3/4"	N/A	10	LTBM-150	1-1/2"	N/A	5
LTBM-100	1"	N/A	5	LTBM-200	2"	N/A	5

## CONDUIT BODIES

### EMT SET SCREW CONDUIT BODIES T-TYPE

Allows access for inspection, pulling and maintenance



**Material:** Aluminum

**Certifications:** UL Listed



**Features:** Threadless body with set screws for EMT conduit

ITEM#	TRADE SIZE	INNER QTY	MSTR. QTY	ITEM#	TRADE SIZE	INNER QTY	MSTR. QTY
LTE-50	1/2"	10	100	LTE-125	1-1/4"	2	10
LTE-75	3/4"	10	50	LTE-150	1-1/2"	2	10
LTE-100	1"	5	25	LTE-200	2"	0	2

### EMT SET SCREW CONDUIT BODIES LB-TYPE

Allows access for inspection, pulling and maintenance



**Material:** Aluminum

**Certifications:** UL Listed



**Features:** Threadless body with set screws for EMT conduit

ITEM#	TRADE SIZE	INNER QTY	MSTR. QTY	ITEM#	TRADE SIZE	INNER QTY	MSTR. QTY
LBE-50	1/2"	10	100	LBE-125	1-1/4"	2	10
LBE-75	3/4"	10	50	LBE-150	1-1/2"	2	10
LBE-100	1"	5	25	LBE-200	2"	1	5

### EMT SET SCREW CONDUIT BODIES LC-TYPE

Allows access for inspection, pulling and maintenance



**Material:** Aluminum

**Certifications:** UL Listed



**Features:** Threadless body with set screws for EMT conduit

ITEM#	TRADE SIZE	INNER QTY	MSTR. QTY	ITEM#	TRADE SIZE	INNER QTY	MSTR. QTY
LCE-50	1/2"	10	100	LCE-125	1-1/4"	2	10
LCE-75	3/4"	10	50	LCE-150	1-1/2"	2	10
LCE-100	1"	5	25	LCE-200	2"	1	5

## EMT SET SCREW CONDUIT BODIES LL-TYPE

Allows access for inspection, pulling and maintenance



**Material:** Aluminum  
**Certifications:** UL Listed



ITEM#	TRADE SIZE	INNER QTY	MSTR. QTY	ITEM#	TRADE SIZE	INNER QTY	MSTR. QTY
LLE-50	1/2"	10	100	LLE-125	1-1/4"	2	10
LLE-75	3/4"	10	50	LLE-150	1-1/2"	2	10
LLE-100	1"	5	25	LLE-200	2"	1	5

## EMT SET SCREW CONDUIT BODIES LR-TYPE

Allows access for inspection, pulling and maintenance



**Material:** Aluminum  
**Certifications:** UL Listed



**Features:** Threadless body with set screws for EMT conduit

ITEM#	TRADE SIZE	INNER QTY	MSTR. QTY	ITEM#	TRADE SIZE	INNER QTY	MSTR. QTY
LRE-50	1/2"	10	100	LRE-125	1-1/4"	2	10
LRE-75	3/4"	10	50	LRE-150	1-1/2"	2	10
LRE-100	1"	5	25	LRE-200	2"	1	5

## COMBINATION CONDUIT BODIES C-TYPE

Allows access for inspection, pulling and maintenance



**Material:** Aluminum  
**Certifications:** UL Listed

**Features:** Threaded body for Rigid/IMC conduit, and set screws for EMT conduit



STANDARD				W/COVER & GASKET			
ITEM#	TRADE SIZE	INNER QTY	MSTR. QTY	ITEM#	TRADE SIZE	INNER QTY	MSTR. QTY
LC-50-CB	1/2"	10	100	LCLA-50-CB	1/2"	10	100
LC-75-CB	3/4"	10	50	LCLA-75-CB	3/4"	10	50
LC-100-CB	1"	5	25	LCLA-100-CB	1"	5	25
LC-125-CB	1-1/4"	2	10	LCLA-125-CB	1-1/4"	2	10
LC-150-CB	1-1/2"	2	10	LCLA-150-CB	1-1/2"	2	10
LC-200-CB	2"	1	5	LCLA-200-CB	2"	1	5

## CONDUIT BODIES

### COMBINATION CONDUIT BODIES LB-TYPE

Allows access for inspection, pulling  
and maintenance



**Material:** Aluminum

**Certifications:** UL Listed

**Features:** Threaded body for Rigid/IMC conduit,  
and set screws for EMT conduit



STANDARD				W/COVER & GASKET			
ITEM#	TRADE SIZE	INNER QTY	MSTR. QTY	ITEM#	TRADE SIZE	INNER QTY	MSTR. QTY
LB-50-CB	1/2"	10	100	LBLA-50-CB	1/2"	10	100
LB-75-CB	3/4"	10	50	LBLA-75-CB	3/4"	10	50
LB-100-CB	1"	5	25	LBLA-100-CB	1"	5	25
LB-125-CB	1-1/4"	2	10	LBLA-125-CB	1-1/4"	2	10
LB-150-CB	1-1/2"	2	10	LBLA-150-CB	1-1/2"	2	10
LB-200-CB	2"	1	5	LBLA-200-CB	2"	1	5

### COMBINATION CONDUIT BODIES LL-TYPE

Allows access for inspection, pulling  
and maintenance



**Material:** Aluminum

**Certifications:** UL Listed

**Features:** Threaded body for Rigid/IMC conduit,  
and set screws for EMT conduit



STANDARD				W/COVER & GASKET			
ITEM#	TRADE SIZE	INNER QTY	MSTR. QTY	ITEM#	TRADE SIZE	INNER QTY	MSTR. QTY
LL-50-CB	1/2"	10	100	LLLA-50-CB	1/2"	10	100
LL-75-CB	3/4"	10	50	LLLA-75-CB	3/4"	10	50
LL-100-CB	1"	5	25	LLLA-100-CB	1"	5	25
LL-125-CB	1-1/4"	2	10	LLLA-125-CB	1-1/4"	2	10
LL-150-CB	1-1/2"	2	10	LLLA-150-CB	1-1/2"	2	10
LL-200-CB	2"	1	5	LLLA-200-CB	2"	1	5

## COMBINATION CONDUIT BODIES LR-TYPE

Allows access for inspection, pulling  
and maintenance



**Material:** Aluminum

**Certifications:** UL Listed

**Features:** Threaded body for Rigid/IMC conduit,  
and set screws for EMT conduit



STANDARD				W/COVER & GASKET			
ITEM#	TRADE SIZE	INNER QTY	MSTR. QTY	ITEM#	TRADE SIZE	INNER QTY	MSTR. QTY
LR-50-CB	1/2"	10	100	LRLA-50-CB	1/2"	10	100
LR-75-CB	3/4"	10	50	LRLA-75-CB	3/4"	10	50
LR-100-CB	1"	5	25	LRLA-100-CB	1"	5	25
LR-125-CB	1-1/4"	2	10	LRLA-125-CB	1-1/4"	2	10
LR-150-CB	1-1/2"	2	10	LRLA-150-CB	1-1/2"	2	10
LR-200-CB	2"	1	5	LRLA-200-CB	2"	1	5

## COMBINATION CONDUIT BODIES T-TYPE

Allows access for inspection, pulling  
and maintenance



**Material:** Aluminum

**Certifications:** UL Listed

**Features:** Threaded body for Rigid/IMC conduit,  
and set screws for EMT conduit



STANDARD				W/COVER & GASKET			
ITEM#	TRADE SIZE	INNER QTY	MSTR. QTY	ITEM#	TRADE SIZE	INNER QTY	MSTR. QTY
LT-50-CB	1/2"	10	100	LTLA-50-CB	1/2"	10	100
LT-75-CB	3/4"	10	50	LTLA-75-CB	3/4"	10	50
LT-100-CB	1"	5	25	LTLA-100-CB	1"	5	25
LT-125-CB	1-1/4"	2	10	LTLA-125-CB	1-1/4"	2	10
LT-150-CB	1-1/2"	2	10	LTLA-150-CB	1-1/2"	2	10
LT-200-CB	2"	1	5	LTLA-200-CB	2"	1	5

## CONDUIT BODIES

### PVC CONDUIT BODIES LB-TYPE

Allows access for inspection, pulling and maintenance



**Material:** PVC

**Certifications:** UL Listed for wet location and concrete-tight

**Features:** Cover, gasket and screws included

**Notes:** Schedule 40



ITEM#	TRADE SIZE	INNER QTY	MSTR. QTY	ITEM#	TRADE SIZE	INNER QTY	MSTR. QTY
PLBLA-50	1/2"	N/A	25	PLBLA-200	2"	N/A	10
PLBLA-75	3/4"	N/A	15	PLBLA-250	2-1/2"	N/A	4
PLBLA-100	1"	N/A	10	PLBLA-300	3"	N/A	4
PLBLA-125	1-1/4"	N/A	10	PLBLA-350	3-1/2"	N/A	4
PLBLA-150	1-1/2"	N/A	10	PLBLA-400	4"	N/A	4

### PVC CONDUIT BODIES C-TYPE

Allows access for inspection, pulling and maintenance



**Material:** PVC

**Certifications:** UL Listed for wet location and concrete-tight

**Features:** Cover, gasket and screws included

**Notes:** Schedule 40



ITEM#	TRADE SIZE	INNER QTY	MSTR. QTY	ITEM#	TRADE SIZE	INNER QTY	MSTR. QTY
PCLA-50	1/2"	N/A	30	PCLA-200	2"	N/A	15
PCLA-75	3/4"	N/A	20	PCLA-250	2-1/2"	N/A	4
PCLA-100	1"	N/A	15	PCLA-300	3"	N/A	4
PCLA-125	1-1/4"	N/A	15	PCLA-350	3-1/2"	N/A	4
PCLA-150	1-1/2"	N/A	10	PCLA-400	4"	N/A	4



## PVC CONDUIT BODIES E-TYPE

Allows access for inspection, pulling and maintenance



**Material:** PVC

**Certifications:** UL Listed for wet location and concrete-tight

**Features:** Cover, gasket and screws included

**Notes:** Schedule 40



ITEM#	TRADE SIZE	INNER QTY	MSTR. QTY	ITEM#	TRADE SIZE	INNER QTY	MSTR. QTY
PELA-50	1/2"	N/A	30	PELA-200	2"	N/A	15
PELA-75	3/4"	N/A	20	PELA-250	2-1/2"	N/A	4
PELA-100	1"	N/A	15	PELA-300	3"	N/A	4
PELA-125	1-1/4"	N/A	20	PELA-350	3-1/2"	N/A	4
PELA-150	1-1/2"	N/A	10	PELA-400	4"	N/A	4

## PVC CONDUIT BODIES LL-TYPE

Allows access for inspection, pulling and maintenance



**Material:** PVC

**Certifications:** UL Listed for wet location and concrete-tight

**Features:** Cover, gasket and screws included

**Notes:** Schedule 40



ITEM#	TRADE SIZE	INNER QTY	MSTR. QTY	ITEM#	TRADE SIZE	INNER QTY	MSTR. QTY
PLLLA-50	1/2"	N/A	25	PLLLA-200	2"	N/A	10
PLLLA-75	3/4"	N/A	20	PLLLA-250	2-1/2"	N/A	4
PLLLA-100	1"	N/A	15	PLLLA-300	3"	N/A	4
PLLLA-125	1-1/4"	N/A	10	PLLLA-350	3-1/2"	N/A	5
PLLLA-150	1-1/2"	N/A	10	PLLLA-400	4"	N/A	5

## CONDUIT BODIES

### PVC CONDUIT BODIES LR-TYPE

Allows access for inspection, pulling and maintenance



**Material:** PVC

**Certifications:** UL Listed for wet location and concrete-tight

**Features:** Cover, gasket and screws included

**Notes:** Schedule 40



ITEM#	TRADE SIZE	INNER QTY	MSTR. QTY	ITEM#	TRADE SIZE	INNER QTY	MSTR. QTY
PLRLA-50	1/2"	N/A	25	PLRLA-200	2"	N/A	10
PLRLA-75	3/4"	N/A	20	PLRLA-250	2-1/2"	N/A	4
PLRLA-100	1"	N/A	15	PLRLA-300	3"	N/A	4
PLRLA-125	1-1/4"	N/A	10	PLRLA-350	3-1/2"	N/A	5
PLRLA-150	1-1/2"	N/A	10	PLRLA-400	4"	N/A	5

### PVC CONDUIT BODIES T-TYPE

Allows access for inspection, pulling and maintenance



**Material:** PVC

**Certifications:** UL Listed for wet location and concrete-tight

**Features:** Cover, gasket and screws included

**Notes:** Schedule 40



ITEM#	TRADE SIZE	INNER QTY	MSTR. QTY	ITEM#	TRADE SIZE	INNER QTY	MSTR. QTY
PTLA-50	1/2"	N/A	10	PTLA-200	2"	N/A	10
PTLA-75	3/4"	N/A	10	PTLA-250	2-1/2"	N/A	4
PTLA-100	1"	N/A	10	PTLA-300	3"	N/A	4
PTLA-125	1-1/4"	N/A	15	PTLA-350	3-1/2"	N/A	4
PTLA-150	1-1/2"	N/A	10	PTLA-400	4"	N/A	4

## CONDUIT BODY COVERS STEEL

Encloses conduit bodies



**Material:** Steel

**Certifications:** UL Listed, NEMA FB-1 (Domed only)

**Notes:** Screws included (except with LS-250)



STANDARD				DOMED			
ITEM#	TRADE SIZE	INNER QTY	MSTR. QTY	ITEM#	TRADE SIZE	INNER QTY	MSTR. QTY
LS-50	1/2"	N/A	50	LS-50-D	1/2"	N/A	50
LS-75	3/4"	N/A	50	LS-75-D	3/4"	N/A	50
LS-100	1"	N/A	50	LS-100-D	1"	N/A	50
LS-125	1-1/4"-1-1/2"	N/A	50	LS-125-D	1-1/4"-1-1/2"	N/A	50
LS-200	2"	N/A	25	LS-200-D	2"	N/A	25
LS-250	2-1/2"	N/A	25	LS-250-D	2-1/2"-3"	N/A	10
				LS-350-D	3-1/2"-4"	N/A	5

## CONDUIT BODY COVERS ALUMINUM

Encloses conduit bodies



**Material:** Aluminum

**Certifications:** UL Listed

**Notes:** Screws included



ITEM#	TRADE SIZE	INNER QTY	MSTR. QTY	ITEM#	TRADE SIZE	INNER QTY	MSTR. QTY
LA-50	1/2"	N/A	50	LA-200	2"	N/A	25
LA-75	3/4"	N/A	50	LA-250	2-1/2"-3"	N/A	10
LA-100	1"	N/A	50	LA-350	3-1/2"-4"	N/A	5
LA-125	1-1/4"-1-1/2"	N/A	50				

## CONDUIT BODIES

### CONDUIT BODY COVERS MALLEABLE

Encloses malleable iron conduit bodies

**Material:** Malleable Iron

**Certifications:** UL Listed,  
Federal Spec. W-C-586D, NEMA: FB-1

**Notes:** Stainless steel captive crews included.  
2-1/2" - 4" with raised dome for additional wiring room.



ITEM#	TRADE SIZE	INNER QTY	MASTER QTY
LM-50	1/2"	N/A	50
LM-75	3/4"	N/A	50
LM-100	1"	N/A	50
LM-125150	1-1/4"-1-1/2"	N/A	50
LM-200	2"	N/A	25
LM-250300	2-1/2"-3"	N/A	10
LM-350400	3-1/2"-4"	N/A	5

### FIBER GASKETS

Provides dust-tight seal between conduit body and cover

**Material:** Fiber



ITEM#	TRADE SIZE	INNER QTY	MSTR. QTY	ITEM#	TRADE SIZE	INNER QTY	MSTR. QTY
LF-50	1/2"	100	1000	LF-200	2"	25	125
LF-75	3/4"	100	1000	LF-250	2-1/2"-3"	10	50
LF-100	1"	50	500	LF-350	3-1/2"-4"	N/A	10
LF-125	1-1/4"-1-1/2"	25	125				

### NEOPRENE GASKETS

Provides dust and rain-tight seal between conduit body and cover

**Material:** Neoprene Rubber



ITEM#	TRADE SIZE	INNER QTY	MSTR. QTY	ITEM#	TRADE SIZE	INNER QTY	MSTR. QTY
LFN-50	1/2"	100	1000	LFN-200	2"	25	125
LFN-75	3/4"	100	1000	LFN-250	2-1/2"-3"	10	50
LFN-100	1"	50	500	LFN-350	3-1/2"-4"	N/A	10
LFN-125	1-1/4"-1-1/2"	50	500				

# 122

---

## nipples, elbows & couplings



Madison Electric's nipples, elbows and couplings line is an extensive compilation of quality products. Just take a look to see for yourself. All of our UL listed nipples, elbows and couplings meet exacting standards rarely seen in the industry. We give you peace of mind that when you purchase from Madison, you are getting exactly what you need.



**ME**products.net

## RIGID CONDUIT NIPPLES

Extends a conduit system or connects two steel boxes or other metal enclosures

**Material:** Galvanized Steel

**Certifications:** UL Listed

**Features:** Threaded on both ends. Available in trade sizes from 1/2" through 6". Lengths range from close to 12"

**Notes:** **Bolded items are special order.**  
Custom lengths longer than 12" available upon request.



ITEM#	TRADE SIZE	MSTR. QTY	ITEM#	INNER QTY	MSTR. QTY
N-50-CL	1/2" x CL	25	N-100400	1" x 4"	25
N-50150	1/2" x 1-1/2"	25	N-100500	1" x 5"	25
N-50200	1/2" x 2"	25	N-100600	1" x 6"	25
N-50250	1/2" x 2-1/2"	25	N-100700	1" x 7"	25
N-50300	1/2" x 3"	25	N-100800	1" x 8"	25
N-50350	1/2" x 3-1/2"	25	N-1001000	1" x 10"	25
N-50400	1/2" x 4"	25	N-1001200	1" x 12"	25
N-50500	1/2" x 5"	25	N-125-CL	1-1/4" x CL	25
N-50600	1/2" x 6"	25	N-125200	1-1/4" x 2"	25
N-50700	1/2" x 7"	25	N-125250	1-1/4" x 2-1/2"	25
N-50800	1/2" x 8"	25	N-125300	1-1/4" x 3"	25
N-501000	1/2" x 10"	25	N-125350	1-1/4" x 3-1/2"	25
N-501200	1/2" x 12"	25	N-125400	1-1/4" x 4"	25
N-75-CL	3/4" x CL	25	N-125500	1-1/4" x 5"	25
N-75150	3/4" x 1-1/2"	25	N-125600	1-1/4" x 6"	25
N-75200	3/4" x 2"	25	<b>N-125700</b>	<b>1-1/4" x 7"</b>	<b>25</b>
N-75250	3/4" x 2-1/2"	25	N-125800	1-1/4" x 8"	25
N-75300	3/4" x 3"	25	N-1251000	1-1/4" x 10"	25
N-75350	3/4" x 3-1/2"	25	N-1251200	1-1/4" x 12"	25
N-75400	3/4" x 4"	25	N-150-CL	1-1/2" x CL	25
N-75500	3/4" x 5"	25	N-150200	1-1/2" x 2"	25
N-75600	3/4" x 6"	25	N-150250	1-1/2" x 2-1/2"	25
N-75700	3/4" x 7"	25	N-150300	1-1/2" x 3"	25
N-75800	3/4" x 8"	25	N-150350	1-1/2" x 3-1/2"	25
N-751000	3/4" x 10"	25	N-150400	1-1/2" x 4"	25
N-751200	3/4" x 12"	25	N-150500	1-1/2" x 5"	25
N-100-CL	1" x CL	25	N-150600	1-1/2" x 6"	25
N-100200	1" x 2"	25	<b>N-150700</b>	<b>1-1/2" x 7"</b>	<b>25</b>
N-100250	1" x 2-1/2"	25	N-150800	1-1/2" x 8"	25
N-100300	1" x 3"	25	N-1501000	1-1/2" x 10"	25
N-100350	1" x 3-1/2"	25	N-1501200	1-1/2" x 12"	25

## NIPPLES, ELBOWS & COUPLINGS



ITEM#	TRADE SIZE	MSTR. QTY	ITEM#	INNER QTY	MSTR. QTY
N-200-CL	2" x CL	25	N-350-CL	3-1/2" x CL	10
N-200250	2" x 2-1/2"	25	N-350400	3-1/2" x 4"	6
N-200300	2" x 3"	25	N-350500	3-1/2" x 5"	6
N-200350	2" x 3-1/2"	25	N-350600	3-1/2" x 6"	5
N-200400	2" x 4"	25	<b>N-350700</b>	<b>3-1/2" x 7"</b>	<b>1</b>
N-200500	2" x 5"	25	N-350800	3-1/2" x 8"	3
N-200600	2" x 6"	25	N-3501000	3-1/2" x 10"	3
N-200700	2" x 7"	12	N-3501200	3-1/2" x 12"	3
N-200800	2" x 8"	12	N-400-CL	4" x CL	10
N-2001000	2" x 10"	10	N-400400	4" x 4"	6
N-2001200	2" x 12"	10	N-400500	4" x 5"	6
N-250-CL	2-1/2" x CL	10	N-400600	4" x 6"	5
N-250300	2-1/2" x 3"	10	<b>N-400700</b>	<b>4" x 7"</b>	<b>1</b>
N-250350	2-1/2" x 3-1/2"	10	N-400800	4" x 8"	3
N-250400	2-1/2" x 4"	10	N-4001000	4" x 10"	3
N-250500	2-1/2" x 5"	10	N-4001200	4" x 12"	3
N-250600	2-1/2" x 6"	10	<b>N-500-CL</b>	<b>5" x CL</b>	<b>1</b>
<b>N-250700</b>	<b>2-1/2" x 7"</b>	<b>1</b>	<b>N-500500</b>	<b>5" x 5"</b>	<b>1</b>
N-250800	2-1/2" x 8"	10	<b>N-500600</b>	<b>5" x 6"</b>	<b>1</b>
N-2501000	2-1/2" x 10"	5	<b>N-500700</b>	<b>5" x 7"</b>	<b>1</b>
N-2501200	2-1/2" x 12"	5	<b>N-500800</b>	<b>5" x 8"</b>	<b>1</b>
N-300-CL	3" x CL	10	<b>N-5001000</b>	<b>5" x 10"</b>	<b>1</b>
N-300300	3" x 3"	10	<b>N-5001200</b>	<b>5" x 12"</b>	<b>1</b>
N-300350	3" x 3-1/2"	10	<b>N-600-CL</b>	<b>6" x CL</b>	<b>1</b>
N-300400	3" x 4"	10	<b>N-600500</b>	<b>6" x 5"</b>	<b>1</b>
N-300500	3" x 5"	10	<b>N-600600</b>	<b>6" x 6"</b>	<b>1</b>
N-300600	3" x 6"	10	<b>N-600700</b>	<b>6" x 7"</b>	<b>1</b>
<b>N-300700</b>	<b>3" x 7"</b>	<b>1</b>	<b>N-600800</b>	<b>6" x 8"</b>	<b>1</b>
N-300800	3" x 8"	10	<b>N-6001000</b>	<b>6" x 10"</b>	<b>1</b>
N-3001000	3" x 10"	5	<b>N-6001200</b>	<b>6" x 12"</b>	<b>1</b>
N-3001200	3" x 12"	5			



## RIGID CONDUIT ELBOWS

Provides a change in direction in a conduit run



**Material:** Galvanized Steel

**Certifications:** cULus Listed

**Features:** Threaded on both ends

**Notes:** **Bolded items are special order.**

Items sized 2-1/2" and larger ship in palletized cartons or bulk with threaded protectors on both ends.



### 90° ANGLE

ITEM#	TRADE SIZE	RADIUS MIN.	LENGTH OF STRAIGHT MIN.	OFFSET MIN.	MASTER QTY
ELR-5090	1/2"	4"	1-1/2"	5-1/2"	50
ELR-7590	3/4"	4-1/2"	1-1/2"	6"	50
ELR-10090	1"	5-3/4"	1-7/8"	7-5/8"	25
ELR-12590	1-1/4"	7-1/4"	2"	9-1/4"	20
ELR-15090	1-1/2"	8-1/4"	2"	10-1/4"	15
ELR-20090	2"	9-1/2"	2"	11-1/2"	10
ELR-25090	2-1/2"	10-1/2"	3"	13-1/2"	1
ELR-30090	3"	13"	3-1/8"	16-1/8"	1
ELR-35090	3-1/2"	15"	3-1/4"	18-1/4"	1
ELR-40090	4"	16"	3-3/8"	19-3/8"	1
ELR-50090	5"	24"	3-5/8"	27-5/8"	1
ELR-60090	6"	30"	3-3/4"	33-3/4"	1

### 45° ANGLE

ITEM#	TRADE SIZE	RADIUS MIN.	LENGTH OF STRAIGHT MIN.	OFFSET MIN.	MASTER QTY
ELR-5045	1/2"	4"	1-1/2"	5-3/8"	50
ELR-7545	3/4"	4-1/2"	1-1/2"	5-3/4"	50
ELR-10045	1"	5-3/4"	1-7/8"	7-1/4"	25
ELR-12545	1-1/4"	7-1/4"	2"	8-1/2"	20
ELR-15045	1-1/2"	8-1/4"	2"	9-1/4"	15
ELR-20045	2"	9-1/2"	2"	10-1/8"	10
ELR-25045	2-1/2"	10-1/2"	3"	12-1/2"	1
ELR-30045	3"	13"	3-1/8"	14-1/2"	1
ELR-35045	3-1/2"	15"	3-1/4"	16-1/8"	1
ELR-40045	4"	16"	3-3/8"	17-1/8"	1
ELR-50045	5"	24"	3-5/8"	23-1/8"	1
ELR-60045	6"	30"	3-3/4"	27-5/8"	1

## NIPPLES, ELBOWS & COUPLINGS

### 11.25° ANGLE

ITEM#	TRADE SIZE	RADIUS MIN.	MSTR. QTY	ITEM#	TRADE SIZE	RADIUS MIN.	MSTR. QTY
ELR-5011	1/2"	4"	50	ELR-25011	2-1/2"	10-1/2"	1
ELR-7511	3/4"	4-1/2"	50	ELR-30011	3"	13"	1
ELR-10011	1"	5-3/4"	25	ELR-35011	3-1/2"	15"	1
ELR-12511	1-1/4"	7-1/4"	20	ELR-40011	4"	16"	1
ELR-15011	1-1/2"	8-1/4"	15	ELR-50011	5"	24"	1
ELR-20011	2"	9-1/2"	10	ELR-60011	6"	30"	1

### 15° ANGLE

ITEM#	TRADE SIZE	RADIUS MIN.	MSTR. QTY	ITEM#	TRADE SIZE	RADIUS MIN.	MSTR. QTY
ELR-5015	1/2"	4"	50	ELR-25015	2-1/2"	10-1/2"	1
ELR-7515	3/4"	4-1/2"	50	ELR-30015	3"	13"	1
ELR-10015	1"	5-3/4"	25	ELR-35015	3-1/2"	15"	1
ELR-12515	1-1/4"	7-1/4"	20	ELR-40015	4"	16"	1
ELR-15015	1-1/2"	8-1/4"	15	ELR-50015	5"	24"	1
ELR-20015	2"	9-1/2"	10	ELR-60015	6"	30"	1

### 22.5° ANGLE

ITEM#	TRADE SIZE	RADIUS MIN.	MSTR. QTY	ITEM#	TRADE SIZE	RADIUS MIN.	MSTR. QTY
ELR-5022	1/2"	4"	50	ELR-25022	2-1/2"	10-1/2"	1
ELR-7522	3/4"	4-1/2"	50	ELR-30022	3"	13"	1
ELR-10022	1"	5-3/4"	25	ELR-35022	3-1/2"	15"	1
ELR-12522	1-1/4"	7-1/4"	20	ELR-40022	4"	16"	1
ELR-15022	1-1/2"	8-1/4"	15	ELR-50022	5"	24"	1
ELR-20022	2"	9-1/2"	10	ELR-60022	6"	30"	1

### 30° ANGLE

ITEM#	TRADE SIZE	RADIUS MIN.	MSTR. QTY	ITEM#	TRADE SIZE	RADIUS MIN.	MSTR. QTY
ELR-5030	1/2"	4"	50	ELR-25030	2-1/2"	10-1/2"	1
ELR-7530	3/4"	4-1/2"	50	ELR-30030	3"	13"	1
ELR-10030	1"	5-3/4"	25	ELR-35030	3-1/2"	15"	1
ELR-12530	1-1/4"	7-1/4"	20	ELR-40030	4"	16"	1
ELR-15030	1-1/2"	8-1/4"	15	ELR-50030	5"	24"	1
ELR-20030	2"	9-1/2"	10	ELR-60030	6"	30"	1

### 60° ANGLE

ITEM#	TRADE SIZE	RADIUS MIN.	MSTR. QTY	ITEM#	TRADE SIZE	RADIUS MIN.	MSTR. QTY
ELR-5060	1/2"	4"	50	ELR-25060	2-1/2"	10-1/2"	1
ELR-7560	3/4"	4-1/2"	50	ELR-30060	3"	13"	1
ELR-10060	1"	5-3/4"	25	ELR-35060	3-1/2"	15"	1
ELR-12560	1-1/4"	7-1/4"	20	ELR-40060	4"	16"	1
ELR-15060	1-1/2"	8-1/4"	15	ELR-50060	5"	24"	1
ELR-20060	2"	9-1/2"	10	ELR-60060	6"	30"	1

## RIGID CONDUIT ELBOWS - 90° SPECIAL LARGE RADIUS

Provides a 90° change in direction in a conduit run

**Material:** Galvanized Steel

**Certifications:** UL Listed

**Features:** Threaded on both ends.

**Notes:** **Bolded items are special order.**

Items sized 2-1/2" and larger ship in palletized cartons or bulk with threaded protectors on both ends.



### 12" RADIUS

ITEM#	TRADE SIZE	RADIUS MIN.	MSTR. QTY	ITEM#	TRADE SIZE	RADIUS MIN.	MSTR. QTY
ELR-1009012	1"	4"	1	<b>ELR-3009012</b>	<b>3"</b>	<b>9-1/2"</b>	<b>1</b>
<b>ELR-1259012</b>	<b>1-1/4"</b>	<b>4-1/2"</b>	<b>1</b>	<b>ELR-3509012</b>	<b>3-1/2"</b>	<b>10-1/2"</b>	<b>1</b>
ELR-1509012	1-1/2"	5-3/4"	1	<b>ELR-4009012</b>	<b>4"</b>	<b>13"</b>	<b>1</b>
<b>ELR-2009012</b>	<b>2"</b>	<b>7-1/4"</b>	<b>1</b>	<b>ELR-5009012</b>	<b>5"</b>	<b>15"</b>	<b>1</b>
ELR-2509012	2-1/2"	8-1/4"	1	<b>ELR-6009012</b>	<b>6"</b>	<b>16"</b>	<b>1</b>

### 15" RADIUS

ITEM#	TRADE SIZE	RADIUS MIN.	MSTR. QTY	ITEM#	TRADE SIZE	RADIUS MIN.	MSTR. QTY
<b>ELR-1009015</b>	<b>1"</b>	<b>4"</b>	<b>1</b>	<b>ELR-3009015</b>	<b>3"</b>	<b>9-1/2"</b>	<b>1</b>
<b>ELR-1259015</b>	<b>1-1/4"</b>	<b>4-1/2"</b>	<b>1</b>	<b>ELR-3509015</b>	<b>3-1/2"</b>	<b>10-1/2"</b>	<b>1</b>
<b>ELR-1509015</b>	<b>1-1/2"</b>	<b>5-3/4"</b>	<b>1</b>	<b>ELR-4009015</b>	<b>4"</b>	<b>13"</b>	<b>1</b>
ELR-2009015	2"	7-1/4"	1	<b>ELR-5009015</b>	<b>5"</b>	<b>15"</b>	<b>1</b>
<b>ELR-2509015</b>	<b>2-1/2"</b>	<b>8-1/4"</b>	<b>1</b>	<b>ELR-6009015</b>	<b>6"</b>	<b>16"</b>	<b>1</b>

### 18" RADIUS

ITEM#	TRADE SIZE	RADIUS MIN.	MSTR. QTY	ITEM#	TRADE SIZE	RADIUS MIN.	MSTR. QTY
<b>ELR-1009018</b>	<b>1"</b>	<b>4"</b>	<b>1</b>	ELR-3009018	3"	9-1/2"	1
ELR-1259018	1-1/4"	4-1/2"	1	ELR-3509018	3-1/2"	10-1/2"	1
ELR-1509018	1-1/2"	5-3/4"	1	ELR-4009018	4"	13"	1
ELR-2009018	2"	7-1/4"	1	<b>ELR-5009018</b>	<b>5"</b>	<b>15"</b>	<b>1</b>
ELR-2509018	2-1/2"	8-1/4"	1	<b>ELR-6009018</b>	<b>6"</b>	<b>16"</b>	<b>1</b>

### 24" RADIUS

ITEM#	TRADE SIZE	RADIUS MIN.	MSTR. QTY	ITEM#	TRADE SIZE	RADIUS MIN.	MSTR. QTY
ELR-1009024	1"	4"	1	ELR-3009024	3"	9-1/2"	1
<b>ELR-1259024</b>	<b>1-1/4"</b>	<b>4-1/2"</b>	<b>1</b>	ELR-3509024	3-1/2"	10-1/2"	1
<b>ELR-1509024</b>	<b>1-1/2"</b>	<b>5-3/4"</b>	<b>1</b>	ELR-4009024	4"	13"	1
<b>ELR-2009024</b>	<b>2"</b>	<b>7-1/4"</b>	<b>1</b>	<b>ELR-5009024</b>	<b>5"</b>	<b>15"</b>	<b>1</b>
ELR-2509024	2-1/2"	8-1/4"	1	<b>ELR-6009024</b>	<b>6"</b>	<b>16"</b>	<b>1</b>

## NIPPLES, ELBOWS & COUPLINGS



### 30" RADIUS

ITEM#	TRADE SIZE	RADIUS MIN.	MSTR. QTY	ITEM#	TRADE SIZE	RADIUS MIN.	MSTR. QTY
ELR-1009030	1"	4"	1	ELR-3009030	3"	9-1/2"	1
ELR-1259030	1-1/4"	4-1/2"	1	ELR-3509030	3-1/2"	10-1/2"	1
ELR-1509030	1-1/2"	5-3/4"	1	ELR-4009030	4"	13"	1
ELR-2009030	2"	7-1/4"	1	<b>ELR-5009030</b>	<b>5"</b>	<b>15"</b>	<b>1</b>
ELR-2509030	2-1/2"	8-1/4"	1	<b>ELR-6009030</b>	<b>6"</b>	<b>16"</b>	<b>1</b>

### 36" RADIUS

ITEM#	TRADE SIZE	RADIUS MIN.	MSTR. QTY	ITEM#	TRADE SIZE	RADIUS MIN.	MSTR. QTY
ELR-1009036	1"	4"	1	ELR-3009036	3"	9-1/2"	1
ELR-1259036	1-1/4"	4-1/2"	1	ELR-3509036	3-1/2"	10-1/2"	1
ELR-1509036	1-1/2"	5-3/4"	1	ELR-4009036	4"	13"	1
ELR-2009036	2"	7-1/4"	1	ELR-5009036	5"	15"	1
ELR-2509036	2-1/2"	8-1/4"	1	ELR-6009036	6"	16"	1

### 42" RADIUS

ITEM#	TRADE SIZE	RADIUS MIN.	MSTR. QTY	ITEM#	TRADE SIZE	RADIUS MIN.	MSTR. QTY
ELR-1009042	1"	4"	1	ELR-3009042	3"	9-1/2"	1
ELR-1259042	1-1/4"	4-1/2"	1	ELR-3509042	3-1/2"	10-1/2"	1
ELR-1509042	1-1/2"	5-3/4"	1	ELR-4009042	4"	13"	1
ELR-2009042	2"	7-1/4"	1	<b>ELR-5009042</b>	<b>5"</b>	<b>15"</b>	<b>1</b>
ELR-2509042	2-1/2"	8-1/4"	1	<b>ELR-6009042</b>	<b>6"</b>	<b>16"</b>	<b>1</b>

### 48" RADIUS

ITEM#	TRADE SIZE	RADIUS MIN.	MSTR. QTY	ITEM#	TRADE SIZE	RADIUS MIN.	MSTR. QTY
ELR-1009048	1"	4"	1	ELR-3009048	3"	9-1/2"	1
ELR-1259048	1-1/4"	4-1/2"	1	ELR-3509048	3-1/2"	10-1/2"	1
ELR-1509048	1-1/2"	5-3/4"	1	ELR-4009048	4"	13"	1
ELR-2009048	2"	7-1/4"	1	ELR-5009048	5"	15"	1
ELR-2509048	2-1/2"	8-1/4"	1	ELR-6009048	6"	16"	1

## EMT CONDUIT ELBOWS

Provides a change in direction  
in a conduit run



**Material:** Thin-Walled Galvanized Steel

**Certifications:** cULus Listed

**Notes:** **Bolded items are special order.** A selection  
of special radius elbows available upon request.



### 90° ANGLE

ITEM#	TRADE SIZE	RADIUS MIN.	LENGTH OF STRAIGHT MIN.	OFFSET MIN.	MASTER QTY
ELE-5090	1/2"	4"	1-1/2"	5-1/2"	50
ELE-7590	3/4"	4-1/2"	1-1/2"	6"	50
ELE-10090	1"	5-3/4"	1-7/8"	7-5/8"	25
ELE-12590	1-1/4"	7-1/4"	2"	9-1/4"	20
ELE-15090	1-1/2"	8-1/4"	2"	10-1/4"	15
ELE-20090	2"	9-1/2"	2"	11-1/2"	10
ELE-25090	2-1/2"	10-1/2"	3"	13-1/2"	1
ELE-30090	3"	13"	3-1/8"	16-1/8"	1
ELE-35090	3-1/2"	15"	3-1/4"	18-1/4"	1
ELE-40090	4"	16"	3-3/8"	19-3/8"	1

### 45° ANGLE

ITEM#	TRADE SIZE	RADIUS MIN.	LENGTH OF STRAIGHT MIN.	OFFSET MIN.	MASTER QTY
ELE-5045	1/2"	4"	1-1/2"	5-3/8"	50
ELE-7545	3/4"	4-1/2"	1-1/2"	5-3/4"	50
ELE-10045	1"	5-3/4"	1-7/8"	7-1/4"	25
ELE-12545	1-1/4"	7-1/4"	2"	8-1/2"	20
ELE-15045	1-1/2"	8-1/4"	2"	9-1/4"	15
ELE-20045	2"	9-1/2"	2"	10-1/8"	10
ELE-25045	2-1/2"	10-1/2"	3"	12-1/2"	1
ELE-30045	3"	13"	3-1/8"	14-1/2"	1
ELE-35045	3-1/2"	15"	3-1/4"	16-1/8"	1
ELE-40045	4"	16"	3-3/8"	17-1/8"	1

## NIPPLES, ELBOWS & COUPLINGS

### 11.25° ANGLE

ITEM#	TRADE SIZE	RADIUS MIN.	MSTR. QTY	ITEM#	TRADE SIZE	RADIUS MIN.	MSTR. QTY
<b>ELE-5011</b>	<b>1/2"</b>	<b>4"</b>	<b>50</b>	ELE-20011	2"	9-1/2"	10
<b>ELE-7511</b>	<b>3/4"</b>	<b>4-1/2"</b>	<b>50</b>	ELE-25011	2-1/2"	10-1/2"	1
ELE-10011	1"	5-3/4"	25	ELE-30011	3"	13"	1
ELE-12511	1-1/4"	7-1/4"	20	ELE-35011	3-1/2"	15"	1
ELE-15011	1-1/2"	8-1/4"	15	ELE-40011	4"	16"	1

### 15° ANGLE

ITEM#	TRADE SIZE	RADIUS MIN.	MSTR. QTY	ITEM#	TRADE SIZE	RADIUS MIN.	MSTR. QTY
<b>ELE-5015</b>	<b>1/2"</b>	<b>4"</b>	<b>50</b>	ELE-20015	2"	9-1/2"	10
<b>ELE-7515</b>	<b>3/4"</b>	<b>4-1/2"</b>	<b>50</b>	ELE-25015	2-1/2"	10-1/2"	1
ELE-10015	1"	5-3/4"	25	ELE-30015	3"	13"	1
ELE-12515	1-1/4"	7-1/4"	20	ELE-35015	3-1/2"	15"	1
ELE-15015	1-1/2"	8-1/4"	15	ELE-40015	4"	16"	1

### 22.5° ANGLE

ITEM#	TRADE SIZE	RADIUS MIN.	MSTR. QTY	ITEM#	TRADE SIZE	RADIUS MIN.	MSTR. QTY
<b>ELE-5022</b>	<b>1/2"</b>	<b>4"</b>	<b>50</b>	ELE-20022	2"	9-1/2"	10
<b>ELE-7522</b>	<b>3/4"</b>	<b>4-1/2"</b>	<b>50</b>	ELE-25022	2-1/2"	10-1/2"	1
ELE-10022	1"	5-3/4"	25	ELE-30022	3"	13"	1
ELE-12522	1-1/4"	7-1/4"	20	ELE-35022	3-1/2"	15"	1
ELE-15022	1-1/2"	8-1/4"	15	ELE-40022	4"	16"	1

### 30° ANGLE

ITEM#	TRADE SIZE	RADIUS MIN.	MSTR. QTY	ITEM#	TRADE SIZE	RADIUS MIN.	MSTR. QTY
<b>ELE-5030</b>	<b>1/2"</b>	<b>4"</b>	<b>50</b>	ELE-20030	2"	9-1/2"	10
<b>ELE-7530</b>	<b>3/4"</b>	<b>4-1/2"</b>	<b>50</b>	ELE-25030	2-1/2"	10-1/2"	1
ELE-10030	1"	5-3/4"	25	ELE-30030	3"	13"	1
ELE-12530	1-1/4"	7-1/4"	20	ELE-35030	3-1/2"	15"	1
ELE-15030	1-1/2"	8-1/4"	15	ELE-40030	4"	16"	1

### 60° ANGLE

ITEM#	TRADE SIZE	RADIUS MIN.	MSTR. QTY	ITEM#	TRADE SIZE	RADIUS MIN.	MSTR. QTY
<b>ELE-5060</b>	<b>1/2"</b>	<b>4"</b>	<b>50</b>	<b>ELE-20060</b>	<b>2"</b>	<b>9-1/2"</b>	<b>10</b>
<b>ELE-7560</b>	<b>3/4"</b>	<b>4-1/2"</b>	<b>50</b>	<b>ELE-25060</b>	<b>2-1/2"</b>	<b>10-1/2"</b>	<b>1</b>
<b>ELE-10060</b>	<b>1"</b>	<b>5-3/4"</b>	<b>25</b>	<b>ELE-30060</b>	<b>3"</b>	<b>13"</b>	<b>1</b>
<b>ELE-12560</b>	<b>1-1/4"</b>	<b>7-1/4"</b>	<b>20</b>	<b>ELE-35060</b>	<b>3-1/2"</b>	<b>15"</b>	<b>1</b>
<b>ELE-15060</b>	<b>1-1/2"</b>	<b>8-1/4"</b>	<b>15</b>	<b>ELE-40060</b>	<b>4"</b>	<b>16"</b>	<b>1</b>

## RIGID COUPLINGS

Joins 2 pieces of threaded Rigid/IMC conduit



**Material:** Galvanized Steel

ITEM#	TRADE SIZE	MIN. LENGTH	MSTR. QTY	ITEM#	TRADE SIZE	MIN. LENGTH	MSTR. QTY
RC-50	1/2"	1-5/8"	100	RC-250	2-1/2"	3-3/16"	24
RC-75	3/4"	1-41/64"	50	RC-300	3"	3-5/16"	16
RC-100	1"	1-31/32"	30	RC-350	3-1/2"	3-13/32"	12
RC-125	1-1/4"	2-1/32"	25	RC-400	4"	3-33/64"	10
RC-150	1-1/2"	2-1/16"	25	RC-500	5"	3-61/64"	1
RC-200	2"	2-1/8"	20	RC-600	6"	4-1/4"	1

## SPLIT COUPLINGS MALLEABLE

Joins 2 pieces of threaded Rigid/IMC conduit when conduit is close to a wall, ceiling or other obstruction



**Material:** Malleable Iron & Neoprene Gasket

**Certifications:** UL Listed

**Features:** Concrete-tight

ITEM#	TRADE SIZE	MIN. LENGTH	MSTR. QTY	ITEM#	TRADE SIZE	MIN. LENGTH	MSTR. QTY
MSTC-50	1/2"	1-5/8"	100	MSTC-250	2-1/2"	3-3/16"	1
MSTC-75	3/4"	1-41/64"	50	MSTC-300	3"	3-5/16"	1
MSTC-100	1"	1-31/32"	25	MSTC-350	3-1/2"	3-13/32"	1
MSTC-125	1-1/4"	2-1/32"	25	MSTC-400	4"	3-33/64"	1
MSTC-150	1-1/2"	2-1/16"	10	MSTC-500	5"	3-61/64"	1
MSTC-200	2"	2-1/8"	1	MSTC-600	6"	4-1/4"	1

## NIPPLES, ELBOWS & COUPLINGS

### RUNNING THREAD

Hangs light duty pendant mount fixtures



**Material:** Electroplated Steel

**Certifications:** UL Listed

**Notes:** All items in 3 foot lengths.

Not to be used on conduit for connection at couplings.

ITEM#	TRADE SIZE	MIN. LENGTH	MSTR. QTY	ITEM#	TRADE SIZE	LENGTH	MSTR. QTY
RT-18	1/8"	3'	100	RT-150	1-1/2"	3'	24
RT-14	1/4"	3'	50	RT-200	2"	3'	16
RT-38	3/8"	3'	30	RT-250	2-1/2"	3'	12
RT-50	1/2"	3'	25	RT-300	3"	3'	10
RT-75	3/4"	3'	25	RT-350	3-1/2"	3'	1
RT-100	1"	3'	20	RT-400	4"	3'	1
RT-125	1-1/4"	3'					

### RIGID RISERS

Used as a mast support for service entrance applications



**Material:** Galvanized Steel

**Certifications:** UL Listed

**Features:** Threaded on 2 ends

**Notes:** All items in 7 foot lengths

ITEM#	TRADE SIZE	LENGTH	MASTER QTY
RIS-2007T2	2"	7'	25
RIS-2507T2	2-1/2"	7'	25



## ALUMINUM CONDUIT NIPPLES

Extends a conduit system or connects two boxes or other enclosures

**Material:** Aluminum

**Certifications:** UL Listed

**Features:** **Bolded items are special order.**

Threaded on both ends. Available in trade sizes from 1/2" through 6". Lengths range from close to 12".



ITEM#	TRADE SIZE	MSTR. QTY	ITEM#	INNER QTY	MSTR. QTY
AN-50-CL	1/2" x CL	25	AN-100400	1" x 4"	25
AN-50150	1/2" x 1-1/2"	25	AN-100500	1" x 5"	25
AN-50200	1/2" x 2"	25	AN-100600	1" x 6"	25
AN-50250	1/2" x 2-1/2"	25	AN-100800	1" x 8"	25
AN-50300	1/2" x 3"	25	AN-1001000	1" x 10"	25
AN-50350	1/2" x 3-1/2"	25	AN-1001200	1" x 12"	25
AN-50400	1/2" x 4"	25	AN-125-CL	1-1/4" x CL	25
AN-50500	1/2" x 5"	25	AN-125200	1-1/4" x 2"	25
AN-50600	1/2" x 6"	25	AN-125250	1-1/4" x 2-1/2"	25
AN-50800	1/2" x 8"	25	AN-125300	1-1/4" x 3"	25
AN-501000	1/2" x 10"	25	AN-125350	1-1/4" x 3-1/2"	25
AN-501200	1/2" x 12"	25	AN-125400	1-1/4" x 4"	25
AN-75-CL	3/4" x CL	25	AN-125500	1-1/4" x 5"	25
AN-75150	3/4" x 1-1/2"	25	AN-125600	1-1/4" x 6"	25
AN-75200	3/4" x 2"	25	AN-125800	1-1/4" x 8"	25
AN-75250	3/4" x 2-1/2"	25	AN-1251000	1-1/4" x 10"	25
AN-75300	3/4" x 3"	25	AN-1251200	1-1/4" x 12"	25
AN-75350	3/4" x 3-1/2"	25	AN-150-CL	1-1/2" x CL	25
AN-75400	3/4" x 4"	25	AN-150200	1-1/2" x 2"	25
AN-75500	3/4" x 5"	25	AN-150250	1-1/2" x 2-1/2"	25
AN-75600	3/4" x 6"	25	AN-150300	1-1/2" x 3"	25
AN-75800	3/4" x 8"	25	AN-150350	1-1/2" x 3-1/2"	25
AN-751000	3/4" x 10"	25	AN-150400	1-1/2" x 4"	25
AN-751200	3/4" x 12"	25	AN-150500	1-1/2" x 5"	25
AN-100-CL	1" x CL	25	AN-150600	1-1/2" x 6"	25
AN-100200	1" x 2"	25	AN-150800	1-1/2" x 8"	25
AN-100250	1" x 2-1/2"	25	AN-1501000	1-1/2" x 10"	25
AN-100300	1" x 3"	25	AN-1501200	1-1/2" x 12"	25
AN-100350	1" x 3-1/2"	25			

## NIPPLES, ELBOWS & COUPLINGS



ITEM#	TRADE SIZE	MSTR. QTY	ITEM#	INNER QTY	MSTR. QTY
AN-200-CL	2" x CL	25	AN-350-CL	3-1/2" x CL	10
AN-200250	2" x 2-1/2"	25	AN-350400	3-1/2" x 4"	6
AN-200300	2" x 3"	25	AN-350500	3-1/2" x 5"	6
AN-200350	2" x 3-1/2"	25	AN-350600	3-1/2" x 6"	5
AN-200400	2" x 4"	25	AN-350800	3-1/2" x 8"	3
AN-200500	2" x 5"	25	AN-3501000	3-1/2" x 10"	3
AN-200600	2" x 6"	25	AN-3501200	3-1/2" x 12"	3
AN-200800	2" x 8"	12	AN-400-CL	4" x CL	10
AN-2001000	2" x 10"	10	AN-400400	4" x 4"	6
AN-2001200	2" x 12"	10	AN-400500	4" x 5"	6
AN-250-CL	2-1/2" x CL	10	AN-400600	4" x 6"	5
AN-250300	2-1/2" x 3"	10	AN-400800	4" x 8"	3
AN-250350	2-1/2" x 3-1/2"	10	AN-4001000	4" x 10"	3
AN-250400	2-1/2" x 4"	10	AN-4001200	4" x 12"	3
AN-250500	2-1/2" x 5"	10	<b>AN-500-CL</b>	<b>5" x CL</b>	<b>1</b>
AN-250600	2-1/2" x 6"	10	<b>AN-500500</b>	<b>5" x 5"</b>	<b>1</b>
AN-250800	2-1/2" x 8"	10	<b>AN-500600</b>	<b>5" x 6"</b>	<b>1</b>
AN-2501000	2-1/2" x 10"	5	<b>AN-500800</b>	<b>5" x 8"</b>	<b>1</b>
AN-2501200	2-1/2" x 12"	5	<b>AN-5001000</b>	<b>5" x 10"</b>	<b>1</b>
AN-300-CL	3" x CL	10	<b>AN-5001200</b>	<b>5" x 12"</b>	<b>1</b>
AN-300300	3" x 3"	10	<b>AN-600-CL</b>	<b>6" x CL</b>	<b>1</b>
AN-300350	3" x 3-1/2"	10	<b>AN-600500</b>	<b>6" x 5"</b>	<b>1</b>
AN-300400	3" x 4"	10	<b>AN-600600</b>	<b>6" x 6"</b>	<b>1</b>
AN-300500	3" x 5"	10	<b>AN-600800</b>	<b>6" x 8"</b>	<b>1</b>
AN-300600	3" x 6"	10	<b>AN-6001000</b>	<b>6" x 10"</b>	<b>1</b>
AN-300800	3" x 8"	10	<b>AN-6001200</b>	<b>6" x 12"</b>	<b>1</b>
AN-3001000	3" x 10"	5			
AN-3001200	3" x 12"	5			

## ALUMINUM CONDUIT ELBOWS

Provides a change in direction  
in a conduit run



**Material:** Aluminum

**Certifications:** UL Listed

**Features:** Threaded on both ends.

**Notes:** **Bolded items are special order.**

Items sized 2-1/2" and larger ship in palletized cartons or bulk with threaded protectors on both ends. A selection of special radius elbows available upon request.



### 90° ANGLE

ITEM#	TRADE SIZE	RADIUS MIN.	LENGTH OF STRAIGHT MIN.	OFFSET MIN.	MASTER QTY
ELA-5090	1/2"	4"	1-1/2"	5-1/2"	50
ELA-7590	3/4"	4-1/2"	1-1/2"	6"	50
ELA-10090	1"	5-3/4"	1-7/8"	7-5/8"	25
ELA-12590	1-1/4"	7-1/4"	2"	9-1/4"	20
ELA-15090	1-1/2"	8-1/4"	2"	10-1/4"	15
ELA-20090	2"	9-1/2"	2"	11-1/2"	10
ELA-25090	2-1/2"	10-1/2"	3"	13-1/2"	1
ELA-30090	3"	13"	3-1/8"	16-1/8"	1
ELA-35090	3-1/2"	15"	3-1/4"	18-1/4"	1
ELA-40090	4"	16"	3-3/8"	19-3/8"	1
<b>ELA-50090</b>	<b>5"</b>	<b>24"</b>	<b>3-5/8"</b>	<b>27-5/8"</b>	<b>1</b>
<b>ELA-60090</b>	<b>6"</b>	<b>30"</b>	<b>3-3/4"</b>	<b>33-3/4"</b>	<b>1</b>

### 45° ANGLE

ITEM#	TRADE SIZE	RADIUS MIN.	LENGTH OF STRAIGHT MIN.	OFFSET MIN.	MASTER QTY
<b>ELA-5045</b>	<b>1/2"</b>	<b>4"</b>	<b>1-1/2"</b>	<b>5-3/8"</b>	<b>50</b>
ELA-7545	3/4"	4-1/2"	1-1/2"	5-3/4"	50
ELA-10045	1"	5-3/4"	1-7/8"	7-1/4"	25
ELA-12545	1-1/4"	7-1/4"	2"	8-1/2"	20
ELA-15045	1-1/2"	8-1/4"	2"	9-1/4"	15
ELA-20045	2"	9-1/2"	2"	10-1/8"	10
ELA-25045	2-1/2"	10-1/2"	3"	12-1/2"	1
ELA-30045	3"	13"	3-1/8"	14-1/2"	1
ELA-35045	3-1/2"	15"	3-1/4"	16-1/8"	1
ELA-40045	4"	16"	3-3/8"	17-1/8"	1
<b>ELA-50045</b>	<b>5"</b>	<b>24"</b>	<b>3-5/8"</b>	<b>23-1/8"</b>	<b>1</b>
<b>ELA-60045</b>	<b>6"</b>	<b>30"</b>	<b>3-3/4"</b>	<b>27-5/8"</b>	<b>1</b>

## NIPPLES, ELBOWS & COUPLINGS

### ALUMINUM COUPLINGS

Joins 2 pieces of Aluminum conduit

**Material:** Aluminum

**Notes:** Manufactured per UL Standard UL6



ITEM#	TRADE SIZE	MIN. LENGTH	MSTR. QTY	ITEM#	TRADE SIZE	MIN. LENGTH	MSTR. QTY
ARC-50	1/2"	1-9/16"	100	ARC-250	2-1/2"	3-1/8"	24
ARC-75	3/4"	1-5/8"	50	ARC-300	3"	3-1/4"	16
ARC-100	1"	2"	30	ARC-350	3-1/2"	3-3/8"	12
ARC-125	1-1/4"	2-1/16"	25	ARC-400	4"	3-1/2"	10
ARC-150	1-1/2"	2-1/16"	25	ARC-500	5"	3-3/4"	1
ARC-200	2"	2-1/8"	20	ARC-600	6"	4"	1



## Let's get social!

Industry news. Product innovations.

Marketing insights. We cover it all through a variety of social networks. Connect with us, and stay up to date on what's new.

**ME**products.net

# 138

## hangers & supports



Innovation. It's what Madison is all about. Check out our Madison Strap, the product that started it all. Invented in 1929 by our founder Earl Adkinson, Madison has been on the cutting edge of electrical products ever since. Our newest support innovation for the 21st century is the UL listed Clip-It. All of our hangers and supports are made of high quality materials and produced to exacting standards. From Madison Straps to Clip-It and everything in between, Madison has the hangers and supports you need to get the job done right!



**ME**products.net



## CLIP-IT™ STUD STRAPS

Secures MC/AC cable to studs



**Material:** Sturdy Polycarbonate

**Certifications:** UL Listed

**Features:** Holds MC/AC cable 12/2 through 10/3, eliminating the unsightly sagging you get with other supports. Can be used universally. Clip-it meets NEC 2008 code for plenum ratings, and tested tough enough to be used in environments -30°F thru 250° F. Fits MC/AC cable 12/2 thru 10/3. Environmentally friendly.

**Notes:** Plenum rated. Take a look at the new Low Voltage strap shown on page xxx.



ITEM#	DESCRIPTION	TRADE SIZE	INNER QTY	MASTER QTY
MS-AK250	3 CIRCUIT STRAP	2-1/2"	100	600
MS-AK01	1 CIRCUIT STRAP	4"	100	600
MS-AK02LV	2 CIRCUIT LOW VOLTAGE STRAP	4"	100	600
MH-AK02	2 CIRCUIT HORIZONTAL STRAP	4"	100	600
MAK6-4	4 CIRCUIT STRAP	6"	10	250
MBD214-1	1 CIRCUIT PIGGY-BACK CLIP	1/2"	100	600



## CLIP-IT™ CHANNEL CLIPS

Secures MC/AC cable and conduit pipe to channel strips



**Material:** Sturdy Polycarbonate

**Certifications:** UL Listed

**Features:** Snap the MC Clip into the Channel Strip or Center Stud Strap, and snap your cables in place. Clip-it keeps your cables tidy. Withstands harsh environments -30°F to 250°F. Fits MC/AC cable 12/2 thru 10/3. Fits 1/2" thru 1" PVC, Rigid and EMT conduit. Environmentally friendly.

**Notes:** Plenum rated



ITEM#	DESCRIPTION	TRADE SIZE	INNER QTY	MASTER QTY
MAG840	1/2" MC/AC CABLE CLIP	1/2"	100	600
MKM28	1/2" CONDUIT CLIP	1/2"	100	600
MKM30	3/4" CONDUIT CLIP	3/4"	100	600
MKM32	1" CONDUIT CLIP	1"	100	600

## HANGERS & SUPPORTS



### CLIP-IT™ CHANNEL STRIPS



Secures channel clips to wall or in between studs

**Material:** Sturdy Polycarbonate

**Certifications:** UL Listed

**Features:** Snap the MC Clip into the Channel Strip or Center Stud Strap and snap your cables in place. Channel Strip comes in standard 20 in. lengths and can be cut to your required size. With only three screws, you have the flexibility to support up to 20 cables at a time. Center stud strap adjusts to fit between 2 studs. Withstands harsh environments -30°F to 250°F. Fits MC/AC cable 12/2 thru 10/3. Fits 1/2" thru 1" PVC, Rigid and EMT conduit. Environmentally friendly.

**Notes:** Plenum rated



ITEM#	DESCRIPTION	TRADE SIZE	INNER QTY	MASTER QTY
MRN236	20" CHANNEL STRIP	20"	10	250
MRN237	14" CENTER STUD STRAP	14"	10	40



### CLIP-IT™ BAR JOIST CLIP



Secures MC/AC cable

**Material:** Sturdy Polycarbonate

**Certifications:** UL Listed

**Features:** The Bar Joist Clip is the easiest way to run your MC/AC cable. No need for a beam clamp. No tools necessary. Snap it on to a beam or bar joist on and you are ready to install. 360° swivel head and patented rifling. Withstands harsh environments -30°F to 250°F. Fits MC/AC cable 12/2 thru 10/3. Environmentally friendly.

**Notes:** Plenum rated



ITEM#	DESCRIPTION	TRADE SIZE	INNER QTY	MASTER QTY
MJV-840	1/2" BAR JOIST CLIP	1/2"	100	600



## CONDUIT HANGERS

Secures EMT or Rigid conduit to threaded rod, insulator supports, or mounting surface



**Material:** Bright Zinc Electroplated Steel

**Certifications:** UL Listed (sizes 3/8" - 2" only)

**Features:** 3/8" - 2" are self threading, nut not required



ITEM#	RIGID	EMT	INNER QTY	MASTER QTY
0-CH	3/8"	1/2"	N/A	100
1-CH	3/4"	3/4"	N/A	100
2-CH	1"	1"	N/A	100
2-1/2-CH	-	1-1/4"	N/A	100
3-CH	1-1/4"	1-1/2"	N/A	100
4-CH	1-1/2"	-	N/A	100
5-CH	2"	2"	N/A	50
6-CH	2-1/2"	2-1/2"	N/A	50
7-CH	3"	3"	N/A	25
8-CH	3-1/2"	3-1/2"	N/A	25
9-CH	4"	4"	N/A	25

## CONDUIT HANGERS W/BOLT

Secures EMT or Rigid conduit to threaded rod, insulator supports, or mounting surface



**Material:** Bright Zinc Electroplated Steel

**Certifications:** cULus Listed

**Features:** 3/8" - 2" are self threading, nut not required



ITEM#	RIGID	EMT	INNER QTY	MASTER QTY
0-WBA	3/8"	1/2"	N/A	100
1-WBA	3/4"	3/4"	N/A	100
2-WBA	1"	1"	N/A	100
2-1/2-WBA	-	1-1/4"	N/A	100
3-WBA	1-1/4"	1-1/2"	N/A	100
4-WBA	1-1/2"	-	N/A	100
5-WBA	2"	2"	N/A	50
6-WBA	2-1/2"	2-1/2"	N/A	50
7-WBA	3"	3"	N/A	25
8-WBA	3-1/2"	3-1/2"	N/A	25
9-WBA	4"	4"	N/A	25

## HANGERS & SUPPORTS

### CONDUIT HANGERS STAINLESS W/NUT & BOLT

Secures EMT or Rigid conduit to threaded rod, insulator supports, or mounting surface

**Material:** Stainless Steel - Type 301

**Certifications:** cULus Listed,  
Federal Spec. W-F-40BE, NEMA: FB-1



ITEM#	RIGID	EMT	INNER QTY	MASTER QTY
0-WBAS	3/8"	1/2"	N/A	100
1-WBAS	3/4"	3/4"	N/A	100
2-WBAS	1"	1"	N/A	100
2-1/2-WBAS	-	1-1/4"	N/A	100
3-WBAS	1-1/4"	1-1/2"	N/A	100
4-WBAS	1-1/2"	-	N/A	100
5-WBAS	2"	2"	N/A	50
6-WBAS	2-1/2"	2-1/2"	N/A	50
7-WBAS	3"	3"	N/A	25
8-WBAS	3-1/2"	3-1/2"	N/A	25
9-WBAS	4"	4"	N/A	25

### RIGID 1-HOLE STRAPS STEEL

Supports Rigid/IMC conduit to mounting surface

**Material:** Bright Zinc Electroplated Steel

**Features:** Reinforced rib & holes for extra strength.  
Snap-on feature.

**Notes:** 2-1/2" - 4" suitable for EMT conduit



ITEM#	TRADE SIZE	INNER QTY	MSTR. QTY	ITEM#	TRADE SIZE	INNER QTY	MSTR. QTY
700	3/8"	100	1000	706	2"	10	50
701	1/2"	100	500	1707	2-1/2"	10	50
702	3/4"	50	250	1708	3"	5	25
703	1"	20	200	1709	3-1/2"	5	25
704	1-1/4"	20	100	1710	4"	5	25
705	1-1/2"	10	100				

## RIGID 1-HOLE STRAPS MALLEABLE

Supports Rigid/IMC conduit to mounting surface

**Material:** Malleable Iron, Zinc Plated

**Certifications:** UL Listed

**Features:** Heavy duty casting



ITEM#	TRADE SIZE	INNER QTY	MSTR. QTY	ITEM#	TRADE SIZE	INNER QTY	MSTR. QTY
801	1/2"	25	250	807	2-1/2"	5	25
802	3/4"	25	250	808	3"	N/A	5
803	1"	25	125	809	3-1/2"	N/A	5
804	1-1/4"	20	100	810	4"	N/A	5
805	1-1/2"	10	100	811	5"	N/A	2
806	2"	10	50	812	6"	N/A	2

## RIGID 2-HOLE STRAPS STEEL

Supports Rigid/IMC conduit to mounting surface

**Material:** Bright Zinc Electroplated Steel (1/2"-1") Or Galvanized Steel (1-1/4"-4")

**Certifications:** cULus Listed (except 123)

**Features:** Reinforced rib or extra strength. Snap-on feature.



ITEM#	TRADE SIZE	INNER QTY	MSTR. QTY	ITEM#	TRADE SIZE	INNER QTY	MSTR. QTY
123	3/8"	100	500	129	2"	N/A	50
124	1/2"	100	500	130	2-1/2"	N/A	50
125	3/4"	50	250	131	3"	N/A	25
126	1"	25	125	132	3-1/2"	N/A	25
127	1-1/4"	N/A	50	133	4"	N/A	20
128	1-1/2"	N/A	50				

## HANGERS & SUPPORTS

### EMT 1-HOLE STRAPS STEEL

Supports EMT conduit to mounting surface

**Material:** Bright Zinc Electroplated Steel

**Certifications:** UL Listed (1/2" - 1" only)

**Features:** Reinforced rib & holes for extra strength. Snap-on feature.



ITEM#	TRADE SIZE	INNER QTY	MSTR. QTY	ITEM#	TRADE SIZE	INNER QTY	MSTR. QTY
1701	1/2"	100	1000	1706	2"	20	100
1702	3/4"	100	500	1707	2-1/2"	10	50
1703	1"	100	500	1708	3"	5	25
1704	1-1/4"	20	200	1709	3-1/2"	5	25
1705	1-1/2"	20	100	1710	4"	5	25

### EMT 2-HOLE STRAPS STEEL

Supports EMT conduit to mounting surface

**Material:** Bright Zinc Electroplated Steel

(1/2"-1") Or Galvanized Steel (1-1/4"-4")

**Certifications:** cULus Listed

**Features:** Reinforced rib for extra strength. Snap-on feature.



ITEM#	TRADE SIZE	INNER QTY	MSTR. QTY	ITEM#	TRADE SIZE	INNER QTY	MSTR. QTY
1124	1/2"	100	500	1129	2"	N/A	50
1125	3/4"	100	500	130	2-1/2"	N/A	50
1126	1"	50	250	131	3"	N/A	25
1127	1-1/4"	N/A	50	132	3-1/2"	N/A	25
1128	1-1/2"	N/A	50	133	4"	N/A	20

## EMT 1-HOLE STRAPS BEND SAVER - STEEL

Supports EMT conduit to mounting surface

**Material:** Steel

**Certifications:** UL Listed,  
Federal Spec. W-F-408E, NEMA FB-1

**Features:** Standoff design eliminates conduit bending  
and provides alignment with electrical box knockouts.



ITEM#	TRADE SIZE	INNER QTY	MASTER QTY
1701-BS	1/2"	50	500
1702-BS	3/4"	50	500

## SERVICE ENTRANCE 1-HOLE STRAPS - STEEL

Supports service entrance cable,  
types SE & SEU, to mounting surface

**Material:** Cold Rolled Steel, Zinc Plated



ITEM#	TRADE SIZE	INNER QTY	MASTER QTY
260	#8, #2 OR 1/2" ROUND		
261	3 #8, #6 OR #4 OVAL	100	1000
262	3 #3 OR #2	100	1000
263	3 #1, #1/0, #2 OR #2/0	25	250
264	3 #4/0	20	100

## SERVICE ENTRANCE 1-HOLE STRAPS - ALUMINUM

Supports service entrance cable,  
types SE & SEU, to mounting surface

**Material:** Stamped Aluminum



ITEM#	TRADE SIZE	INNER QTY	MASTER QTY
361	3 #8, #6, OR #4 OVAL CABLE	100	1000
362	3 #3 OR #2	100	1000
363	3 #1/0 OR #2/0	25	250
364	3 #3/0 OR #4/0	20	100

## HANGERS & SUPPORTS

### SERVICE ENTRANCE 2-HOLE STRAPS - STEEL

Supports oval service entrance cable, types SE & SEU, to mounting surface



**Material:** Galvanized Steel

ITEM#	TRADE SIZE	INNER QTY	MASTER QTY
220	3 #8 OR #6	100	1000
221	3 #4 OR #3	100	1000
222	#1/0 OR #2/0	25	250
223	#4/0	20	100

### NON-METALLIC 1-HOLE CABLE STRAPS

Secures ROMEX® or non-metallic sheathed cable to wood or masonry



**Material:** Cold Rolled Steel, Zinc Plated

**Notes:** Fits wire sizes 14, 12, and 10, in 2 or 3 conductor, with or without ground. Also 14 in UF.

ITEM#	INNER QTY	MASTER QTY
134-1	100	1000
134-5	500	2500

### NON-METALLIC 2-HOLE CABLE STRAPS

Secures ROMEX® or non-metallic sheathed cable to wood or masonry



**Material:** Galvanized Steel

**Notes:** Fits wire sizes 14, 12, and 10, in 2 or 3 conductor, with or without ground. 14-2, 14-3, 12-2, and 10-2, with or without ground. Also UF, 14-2, 14-3, and 12-2 with or without ground.

ITEM#	INNER QTY	MASTER QTY
135-1	100	1000

ROMEX® is a registered trademark of Southwire Company.

## MIDGET 1-HOLE STRAPS

Secures bare solid wire to a working surface

**Material:** Cold Rolled Steel, Zinc Plated



ITEM#	TRADE SIZE	INNER QTY	MASTER QTY
162	1/8" O.D., 16/3 CABLE	100	800
164	1/4" O.D.	100	800
166	3/8" O.D.	100	800

## AC/MC 1-HOLE STRAPS

Supports armored or metal-clad cable

**Material:** Steel

**Features:** An inverted rib provides more strength to keep your cable secure



ITEM#	TRADE SIZE	INNER QTY	MASTER QTY
698	3/8"	100	1000
699	1/4"	100	100

## MC/AC CABLE STRAPS

Secures cable to stud

**Material:** Galvanized Steel

**Certifications:** UL Listed, conforms to NEC 300-4D

**Notes:** Maximum 4 - 12/3 with ground MC/AC cables



ITEM#	TRADE SIZE	INNER QTY	MASTER QTY
680	12/3	100	1000

## INSULATED CABLE STAPLE

Secures and protects non-metallic BX, MC, AC & UF cable

**Material:** Steel Nail, Plastic Insulator

**Features:** Plastic insulator protects cable

**Notes:** Accepts non-metallic sheathed cable



ITEM#	TRADE SIZE	CABLE RANGE	INNER QTY	MASTER QTY
30V-2	1/2" x 1"	#14/2 OR #12/2	500	5000

## HANGERS & SUPPORTS

### INSULATED CABLE STAPLE 2 NAIL

Secures ROMEX® or non-metallic sheathed cable to wood surface



**Material:** Steel Nail, Plastic Insulator

**Features:** Plastic insulator protects cable.

Nails drive together to keep wood from splitting.

ITEM#	CABLE RANGE	INNER QTY	MASTER QTY
20W-1	#14/2 OR #12/2 W/GROUND OR 1/2" CABLE	100	2500
20W-5	#14/2 OR #12/2 W/GROUND OR 1/2" CABLE	500	2500
30W-5	#14/3 OR #12/3 - #10/3 W/GROUND OR 3/4" CABLE	N/A	500
30W-50	#14/3 OR #12/3 - #10/3 W/GROUND OR 3/4" CABLE	50	1000

### STAPLES

Secures ROMEX® or non-metallic sheathed cable to wood surface



**Material:** Steel Wire

**Features:** Flat, indented head, for #14/2 or #12/2 with ground non-metallic sheathed cable.

**Notes:** M suffix denotes pail pack.

ITEM#	TRADE SIZE	INNER QTY	MASTER QTY
30-1	1/2" x 1"	100	5000
30-5	1/2" x 1"	500	5000
30-5M	1/2" x 1"	N/A	5000

### ROMEX®/BX STAPLES

Secures ROMEX® or non-metallic sheathed cable, BX and flexible conduit to wood or masonry



**Material:** Steel Wire

**Features:** Flat indented head, for #14/3 - #12/3 and 10/3 non-metallic sheathed cable BX, or 3/8" flex

**Notes:** M suffix denotes pail pack

ITEM#	TRADE SIZE	INNER QTY	MASTER QTY
31-1	9/16" x 1-1/4"	100	5000
31-5	9/16" x 1-1/4"	500	5000
31-5M	9/16" x 1-1/4"	N/A	5000



## SERVICE ENTRANCE STAPLES

Secures ROMEX® or non-metallic sheathed cable, BX and flexible conduit to wood or masonry



**Material:** Steel Wire

**Features:** Pointed offset to drive in straight

ITEM#	TRADE SIZE	CABLE RANGE	INNER QTY	MASTER QTY
32-1	3/4" x 1-5/16"	#6/3 SEU	100	1000
34-1	1" x 1"	#2/3 SEU	100	1000
36-1	1-5/8" x 2-1/8"	#4/0 SE	100	500

## NAIL STRAPS

Secures EMT and Rigid/IMC conduit



**Material:** Steel Wire

**Notes:** For wood

ITEM#	RIGID	EMT	INNER QTY	MASTER QTY
600	3/8"	1/2"	100	1000
605	1/2"	3/4"	100	1000
615	3/4"	1"	100	1000

## NAIL STRAPS - HEAVY DUTY

Secures EMT and Rigid/IMC conduit



**Material:** Stamped Steel, Zinc Electroplated

**Notes:** For wood or masonry

ITEM#	RIGID	EMT	INNER QTY	MASTER QTY
1600	3/8"	1/2"	100	1000
1605	1/2"	3/4"	100	1000
1615	3/4"	1"	100	1000

## HANGERS & SUPPORTS

### NAIL STRAPS - CAST STEEL

Secures EMT and Rigid/IMC conduit

**Material:** Cast Steel, Zinc Plated

**Features:** Tensile strength is 30% higher than malleable iron. Withstands greater striking force.



ITEM#	RIGID	EMT	INNER QTY	MASTER QTY
1600-CS	3/8"	1/2"	100	1000
1605-CS	1/2"	3/4"	100	1000
1615-CS	1"	1"	100	1000

### MADISON TIE-ITS

Secures and bundles wires

**Material:** Nylon

**Features:** Nylon ratchet lock construction eliminates corrosion-prone metallic inserts. No tools required for permanent, secure tie. UV nylon black color protects against UV rays.

**Color:** Standard - Natural, UV - Black



#### STANDARD - NATURAL

ITEM#	LENGTH	BUNDLE DIA.	INNER QTY	MASTER QTY
1780	4"	1/16" - 7/8"	500	2500
1782	5"	1/16" - 1-1/4"	500	2500
1783	7"	1/16" - 1-3/4"	500	2000
1784	11"	1/16" - 3"	100	500
1785	14"	1/4" - 4"	100	500
1786	24"	3/16" - 7-1/4"	50	250
1787	30"	3/16" - 9"	50	250

#### UV - BLACK

ITEM#	LENGTH	BUNDLE DIA.	INNER QTY	MASTER QTY
1780-UV	4"	1/16" - 7/8"	500	2500
1782-UV	5"	1/16" - 1-1/4"	500	2500
1783-UV	7"	1/16" - 1-3/4"	500	2000
1784-UV	11"	1/16" - 3"	100	500
1785-UV	14"	1/4" - 4"	100	500
1786-UV	24"	3/16" - 7-1/4"	50	250
1787-UV	30"	3/16" - 9"	50	250

## NYLON CABLE CLAMPS

Secures cable or tubing

**Material:** Nylon

**Notes:** Non-conductive, non-corrosive, resistant to fuels, lubricants, and most chemicals

**Color:** Natural White



ITEM#	TRADE SIZE	INNER QTY	MSTR. QTY	ITEM#	TRADE SIZE	INNER QTY	MSTR. QTY
1720	1/8" x 3/8"	100	1000	1735	5/8" x 1/2"	100	1000
1722	1/4" x 3/8"	100	1000	1738	1-3/16" x 1/2"	100	1000
1724	3/8" x 3/8"	100	1000	1740	1" x 1/2"	50	500
1726	1/2" x 3/8"	100	1000	1743	1-1/4" x 1/2"	50	500

## BEAM CLAMPS - STEEL

Single screw beam clamp conduit support with two threaded holes

**Material:** Stamped Steel, Square Head Hardened Steel Bolt

**Features:** Side and bottom tapped holes



ITEM#	TRADE SIZE	JAW OPENING	HOLE SIZE	INNER QTY	MASTER QTY
25	1"	11/16"	1/4" - 20	N/A	50

## BEAM CLAMPS - MALLEABLE

Single screw beam clamp conduit support with two threaded holes

**Material:** Malleable Iron, Square Head Hardened Steel Bolt

**Features:** Side and bottom tapped holes



ITEM#	TRADE SIZE	JAW OPENING	HOLE SIZE	INNER QTY	MASTER QTY
26	1"	3/4"	1/4" - 20	N/A	50
27	2"	7/8"	3/8" - 16	N/A	10
29	2-1/2"	1-3/16"	1/2" - 13	N/A	10

## HANGERS & SUPPORTS

### BEAM C-CLAMPS - STEEL

Supports oval service entrance cable, types SE & SEU, to mounting surface

**Material:** Steel

**Certifications:** UL Listed, Federal Spec. WW-H121 (Type 23)



ITEM#	TRADE SIZE	JAW OPENING	MAX. LOAD	INNER QTY	MASTER QTY
250	3/8"	13/16"	400 lbs.	N/A	100
251	1/2"	13/16"	500 lbs.	N/A	100

### PIPE CLAMPS - MALLEABLE

Secures conduit to beam or channel

**Material:** Malleable Iron, Hot Dipped Zinc Plating (U-bolts), Malleable Iron, Hot Dipped Galvanized (right angle & parallel)

**Certifications:** UL Listed

**Notes:** For use with Rigid/IMC conduit



#### U-BOLTS

ITEM#	TRADE SIZE	INNER QTY	MSTR. QTY	ITEM#	TRADE SIZE	INNER QTY	MSTR. QTY
331	1/2"	N/A	50	336	2"	N/A	50
332	3/4"	N/A	50	337	2-1/2"	N/A	10
333	1"	N/A	50	338	3"	N/A	10
334	1-1/4"	N/A	50	339	3-1/2"	N/A	10
335	1-1/2"	N/A	50	340	4"	N/A	10

#### RIGHT ANGLE

ITEM#	TRADE SIZE	INNER QTY	MSTR. QTY	ITEM#	TRADE SIZE	INNER QTY	MSTR. QTY
341	1/2"	N/A	50	346	2"	N/A	50
342	3/4"	N/A	50	347	2-1/2"	N/A	10
343	1"	N/A	50	348	3"	N/A	10
344	1-1/4"	N/A	50	349	3-1/2"	N/A	10
345	1-1/2"	N/A	50	350	4"	N/A	10

#### PARALLEL

ITEM#	TRADE SIZE	INNER QTY	MSTR. QTY	ITEM#	TRADE SIZE	INNER QTY	MSTR. QTY
341-P	1/2"	N/A	50	346-P	2"	N/A	25
342-P	3/4"	N/A	50	347-P	2-1/2"	N/A	10
343-P	1"	N/A	50	348-P	3"	N/A	10
344-P	1-1/4"	N/A	25	349-P	3-1/2"	N/A	10
345-P	1-1/2"	N/A	25	350-P	4"	N/A	10

## UNIVERSAL CLAMP BACK SPACERS - PLASTIC

Mounting spacer for EMT and Rigid/IMC conduit



**Material:** PVC  
**Features:** Designed to stack one on another for any height needed  
**Notes:** For use with conduit sizes 1/2" - 1"  
**Color:** Gray

ITEM#	INNER QTY	MASTER QTY
1180	50	500

## CLAMP BACKS MALLEABLE

Provides space between conduit and mounting surface



**Material:** Malleable Iron, Zinc Plated  
**Certifications:** UL Listed (1/2" - 4" only)  
**Notes:** For use with malleable or aluminum straps



ITEM#	TRADE SIZE	INNER QTY	MSTR. QTY	ITEM#	TRADE SIZE	INNER QTY	MSTR. QTY
1170	1/2"	25	250	1176	2-1/2"	5	25
1171	3/4"	25	250	1177	3"	N/A	10
1172	1"	25	125	1178	3-1/2"	N/A	10
1173	1-1/4"	20	100	1179	4"	N/A	10
1174	1-1/2"	10	100	1179A	5"	N/A	2
1175	2"	10	50	1179B	6"	N/A	2

## PERFORATED HANGER STRAP

Straps and supports pipe and used in other fastening applications



**Material:** Galvanized Steel

ITEM#	TRADE SIZE	INNER QTY	MASTER QTY
81	3/4"	N/A	24

## HANGERS & SUPPORTS

### FIXTURE HANGERS MALLEABLE

Ball-type swivel fixture covers for pendant mounted fixtures



**Material:** Malleable Iron

**Certifications:** UL Listed, Federal Spec. W-F-408E, NEMA: FB-1

**Features:** Suitable for damp locations

**Notes:** For use with 1/2" or 3/4" fixture conduit stems, octagonal or square boxes



ITEM#	TRADE SIZE	INNER QTY	MASTER QTY
MFHR50-75	4-1/8"	2	10
MFHS50-75	4-1/8"	2	10

### S-HOOKS

Attaches accessories to chain



**Material:** Steel, Zinc Plated

ITEM#	TRADE SIZE	WORKING LOAD	INNER QTY	MASTER QTY
W-11	3"	50 lbs.	100	1000
W-15	1-1/2"	60 lbs.	100	1000

### SINGLE JACK CHAINS

Suspends fixtures



**Material:** Steel, Zinc Plated

ITEM#	PACK SIZE	WORKING LOAD	INNER QTY	MASTER QTY
W-10	100ft BOX	43 lbs.	100	500
W-12	100ft ROLL	29 lbs.	100	400
W-13	50ft BOX	29 lbs.	50	500

## FENDER WASHERS

For general purpose fastening applications

**Material:** Steel



ITEM#	BOLT SIZE	WASHER SIZE	INNER QTY	MASTER QTY
416	1/4"	1"	100	1000
420	1/4"	1-1/4"	100	1000
428	1/4"	1-1/2"	100	1000
430	3/8"	1-1/2"	100	1000

## MADISON STRAP BOX SUPPORTS

Supports switch box in wallboard, plaster, and other old work applications

**Material:** Galvanized Steel

**Notes:** Installed in pairs



ITEM#	PACKING	INNER QTY	MASTER QTY
102	BULK	100 PAIRS	500 PAIRS
B-102	BAG	1 PAIR	250 PAIRS

## CHANNEL NUT

Anchors bolt to strut

**Material:** Steel-Electroplated Zinc



STANDARD				W/O SPRING			
ITEM#	TRADE SIZE	INNER QTY	MSTR. QTY	ITEM#	TRADE SIZE	INNER QTY	MSTR. QTY
CNR-025	1/4"-20	N/A	100	CNN-025	1/4"-20	N/A	100
CNR-038	3/8"-16	1	100	CNN-038	3/8"-16	N/A	100

## EMT STRUT CLAMP

Secures pipe to strut

**Material:** Steel-Electroplated Zinc



ITEM#	TRADE SIZE	INNER QTY	MSTR. QTY	ITEM#	TRADE SIZE	INNER QTY	MSTR. QTY
SCE-50	1/2"	N/A	100	SCE-125	1-1/4"	N/A	50
SCE-75	3/4"	N/A	100	SCE-150	1-1/2"	N/A	50
SCE-100	1"	N/A	100	SCE-200	2"	1	50

## HANGERS & SUPPORTS

### RIGID STRUT CLAMP

Secures pipe to strut

**Material:** Steel-Electroplated Zinc  
**Notes:** SCR-250 thru SCR-400 are also suitable for use with EMT



ITEM#	TRADE SIZE	INNER QTY	MSTR. QTY	ITEM#	TRADE SIZE	INNER QTY	MSTR. QTY
SCR-250	2-1/2"	N/A	50	SCR-400	4"	N/A	25
SCR-300	3"	N/A	25	SCR-500	5"	N/A	25
SCR-350	3-1/2"	N/A	25	SCR-600	6"	N/A	25

### UNIVERSAL STRUT CLAMP

Secures pipe to strut

**Material:** Steel-Electroplated Zinc



ITEM#	TRADE SIZE	INNER QTY	MSTR. QTY	ITEM#	TRADE SIZE	INNER QTY	MSTR. QTY
SCU-50	1/2"	1	100	SCU-125	1-1/4"	N/A	50
SCU-75	3/4"	N/A	100	SCU-150	1-1/2"	N/A	50
SCU-100	1"	N/A	100	SCU-200	2"	1	50

### BRIDLE RINGS

Supports control cables, signal and voice communications

**Material:** Galvanized Zinc Coated Carbon Steel Wire

**Features:** Designed to be assembled with other fasteners. Made in the USA.

**Notes:** Ideal for data transmission Category 2 and below.



ITEM#	TYPE	TRADE SIZE	INNER QTY	MASTER QTY
MBR420	1/4"-20 THREAD	1/4"	100	1000
MBR432	1/4"-20 THREAD	2"	100	1000
MBR220	#10-24 THREAD	1/4"	100	1000
MBR232	#10-24 THREAD	2"	100	1000
MBR14WS20	#14 WOODSCREW	1/4"	100	1000
MBR14WS32	#14 WOODSCREW	2"	100	1000
MBR2NT20	NO THREAD	1/4"	100	1000
MBR2NT32	NO THREAD	2"	100	1000



# 158

---

## service entrance hardware



Choice, quality and affordability. These three words describe Madison's offerings of service entrance hardware. With a wide range of styles and sizes, Madison gives you exactly what you need for safe and easy installation. Our UL listed service entrance hardware gives you the assurance that you are using a quality product with an affordable price.



**ME**products.net

## SERVICE ENTRANCE CAPS ALUMINUM

Caps overhead service entrance

**Material:** Cast Aluminum

**Certifications:** UL Listed

**Notes:** For use with Rigid/IMC conduit



CLAMP-ON				THREADED			
ITEM#	TRADE SIZE	INNER QTY	MSTR. QTY	ITEM#	TRADE SIZE	INNER QTY	MSTR. QTY
L-800-CL	1/2"	10	50	370	1/2"	5	50
L-801-CL	3/4"	10	50	371	3/4"	5	25
L-802-CL	1"	5	25	372	1"	N/A	10
L-803-CL	1-1/4"	5	25	373	1-1/4"	N/A	10
L-804-CL	1-1/2"	3	15	374	1-1/2"	N/A	10
L-805-CL	2"	N/A	5	375	2"	N/A	5
L-806-CL	2-1/2"	N/A	1	376	2-1/2"	N/A	2
L-807-CL	3"	N/A	1	377	3"	N/A	1
L-808-CL	3-1/2"	N/A	1	378	3-1/2"	N/A	1
L-809-CL	4"	N/A	1	379	4"	N/A	1

## SERVICE ENTRANCE CAPS CLAMP-ON - VINYL

Caps overhead services that utilize SEU cable

**Material:** Vinyl

**Certifications:** UL Listed

**Features:** Clamp-on slip-fit style. 3 Cable holes.  
EMT adapter sleeve included.

**Color:** Gray



ITEM#	TRADE SIZE	INNER QTY	MSTR. QTY	ITEM#	TRADE SIZE	INNER QTY	MSTR. QTY
L-800-V	1/2"	5	25	L-803-V	1-1/4"	N/A	10
L-801-V	3/4"	5	25	L-804-V	1-1/2"	N/A	10
L-802-V	1"	N/A	20	L-805-V	2"	N/A	5

## SERVICE ENTRANCE HARDWARE

### SERVICE ENTRANCE CAPS SLIPFITTER

Caps overhead service entrance

**Material:** Cast Aluminum

**Certifications:** UL Listed

**Notes:** For use with Rigid/IMC conduit



ITEM#	PIPE SIZE	CAP SIZE	INNER QTY	MASTER QTY
L-805-M	2"	1-1/4"	N/A	10
L-806-M	2"	1-1/4"	N/A	10
L-809-M	2-1/2"	2"	N/A	5

### SERVICE ENTRANCE CAPS THREADED

Caps overhead service entrance

**Material:** Cast Aluminum

**Certifications:** UL Listed

**Notes:** For use with Rigid/IMC conduit



ITEM#	TRADE SIZE	INNER QTY	MSTR. QTY	ITEM#	TRADE SIZE	INNER QTY	MSTR. QTY
370	1/2"	5	50	375	2"	N/A	5
371	3/4"	5	25	376	2-1/2"	N/A	2
372	1"	N/A	10	377	3"	N/A	1
373	1-1/4"	N/A	10	378	3-1/2"	N/A	1
374	1-1/2"	N/A	10	379	4"	N/A	1

### SERVICE ENTRANCE CABLE CAPS - ALUMINUM

Caps overhead services that utilize SEU cable

**Material:** Cast Aluminum

**Certifications:** UL Listed

**Features:** 2 cable holes



ITEM#	SE CABLE RANGE	INNER QTY	MASTER QTY
90	3 #8 SLD. - 3 #1 STR.	N/A	20
92	3 #1/0 STR. - 3 #4/0 STR.	N/A	5

## SERVICE ENTRANCE CABLE CAPS - PLASTIC

Protects service entrance cables

**Material:** Plastic

**Certifications:** UL Listed

**Features:** 2 cable holes



ITEM#	SE CABLE RANGE	INNER QTY	MASTER QTY
ME24	3 #3 STR. - 3 #2 STR.	N/A	10
ME256	3 #2/0 STR. - 3 #4/0 STR.	N/A	10

## SERVICE ENTRANCE CABLE CAPS - PVC/STEEL

Caps oval service entrance cable

**Material:** PVC Cap, Galvanized Steel

Back Support Bracket

**Certifications:** UL Listed

**Features:** 2 cable holes



ITEM#	SE CABLE RANGE	INNER QTY	MASTER QTY
190	SEC. #8 TO #2	N/A	50
191	SEC. #0 TO #2/0	N/A	10
192	SEC. #3/0 & #4/0	N/A	10

## SERVICE ENTRANCE MOGUL BODIES

Allows larger access for inspection,  
pulling and maintenance

**Material:** Cast Aluminum

**Certifications:** UL Listed



ITEM#	TRADE SIZE	INNER QTY	MASTER QTY
LBMO-125	1-1/4"	N/A	5
LBMO-150	1-1/2"	N/A	2
LBMO-200	2"	N/A	2

## SERVICE ENTRANCE HARDWARE

### SERVICE ENTRANCE BODIES

Allows access for inspection, pulling and maintenance



**Material:** Cast Aluminum  
**Certifications:** UL Listed  
**Features:** Flush mount to structure  
**Notes:** XL prefix for extra long



ITEM#	TRADE SIZE	INNER QTY	MSTR. QTY	ITEM#	TRADE SIZE	INNER QTY	MSTR. QTY
L-900	1/2"	10	50	L-904	1-1/2"	1	5
L-901	3/4"	10	50	L-905	2"	1	5
L-902	1"	5	25	L-903-XL	1-1/4"	2	10
L-903	1-1/4"	2	10	L-905-XL	2"	1	5

### SERVICE INSULATOR WIRE HOLDERS

Secures incoming wires for overhead service entrance cable



**Material:** Porcelain

LAG TYPE				REINFORCED STRAP			
ITEM#	TRADE SIZE	INNER QTY	MSTR. QTY	ITEM#	TRADE SIZE	INNER QTY	MSTR. QTY
P-12	1/4" x 1-11/16"	10	100	P-16	3/8" x 2-1/4"	10	50
P-13	5/16" x 2"	N/A	50	P-19	3/8" x 3"	N/A	50
P-15	3/8" x 2"	10	50	P-20	3/8" x 4"	N/A	25

### MAST CLAMP WIRE HOLDERS

Holds incoming service entrance cables



**Material:** Porcelain Wire Holder, Adjustable Galvanized Steel Clamp

ITEM#	TRADE SIZE	INNER QTY	MASTER QTY
P-18	1-1/4" - 3"	N/A	20

## MAST SUPPORT ADJUSTABLE CLAMP - STEEL

Secures service entrance conduit  
to surface of structure



**Material:** Galvanized Steel  
**Certifications:** UL Listed  
**Notes:** Threaded rod mounting



ITEM#	TRADE SIZE	INNER QTY	MASTER QTY
P-25	1-1/4" - 3"	N/A	20

## MAST SUPPORT CLAMP - ALUMINUM

Secures service entrance conduit  
to surface of structure



**Material:** Galvanized Steel  
**Certifications:** UL Listed  
**Notes:** Screw mounting



ITEM#	TRADE SIZE	LAG SIZE	INNER QTY	MASTER QTY
P-26	2"	2-1/2"	N/A	20

## MAST KITS

Overhead service drops utilizing conduit



**Material:** Zinc Diecast, Steel, Rubber  
and Porcelain

**P-100 Contents:** (1) 2200, (1) L-805-M, (1) P-18, (2) P-25, (1) P-40  
**P-125 Contents:** (2) 129, (1) L-805-CL, (1) P-18, (1) P-40  
**P-125-M Contents:** (4) 003, (2) 129, (1) L-805-CL, (1) P-40  
**P-150 Contents:** (1) 3600, (1) L-809-M, (1) P-18, (2) P-25, (1) P-41  
**P-150-M Contents:** (4) 003, (2) 130, (1) L-809-M, (1) P-41  
**P-150-X Contents:** (1) L-809-M, (1) P-18, (2) P-25, (1) P-41

ITEM#	TRADE SIZE	INNER QTY	MASTER QTY
P-100	2"	N/A	1
P-125	2"	N/A	1
P-125-M	2"	N/A	1
P-150	2-1/2"	N/A	1
P-150-M	2-1/2"	N/A	1
P-150-X	2-1/2"	N/A	1

## SERVICE ENTRANCE HARDWARE

### WATERTIGHT HUBS ZINC

Secures threaded Rigid/IMC service entrance conduit to box or enclosure

**Material:** Zinc Die Cast

**Certifications:** UL Listed, NEMA FB-1, NEC Article 345 & 346

**Features:** Insulated throat has 105° C temperature rating



ITEM#	TRADE SIZE	INNER QTY	MSTR. QTY	ITEM#	TRADE SIZE	INNER QTY	MSTR. QTY
LWH-50	1/2"	20	100	LWH-200	2"	5	25
LWH-75	3/4"	20	100	LWH-250	2-1/2"	N/A	10
LWH-100	1"	20	100	LWH-300	3"	N/A	5
LWH-125	1-1/4"	10	50	LWH-350	3-1/2"	N/A	5
LWH-150	1-1/2"	10	50	LWH-400	4"	N/A	5

### WATERTIGHT HUBS MALLEABLE

Secures threaded Rigid/IMC service entrance conduit to box or enclosure

**Material:** Malleable Iron

**Certifications:** UL Listed, Federal Spec. W-F-40BE, NEMA: FB-1



ITEM#	TRADE SIZE	INNER QTY	MSTR. QTY	ITEM#	TRADE SIZE	INNER QTY	MSTR. QTY
MLWH-50	1/2"	20	100	MLWH-250	2-1/2"	N/A	10
MLWH-75	3/4"	20	100	MLWH-300	3"	N/A	10
MLWH-100	1"	10	50	MLWH-350	3-1/2"	N/A	5
MLWH-125	1-1/4"	10	50	MLWH-400	4"	N/A	5
MLWH-150	1-1/2"	10	50	MLWH-500	5"	N/A	1
MLWH-200	2"	5	25	MLWH-600	6"	N/A	1



## WATERTIGHT CONNECTORS ZINC

Provides watertight seal around service entrance cable



**Material:** Zinc Die Cast

**Certifications:** UL Listed (except LWC-1501 and LWC-2001)

**Notes:** N suffix for neoprene jacket oval cable

ITEM#	TRADE SIZE	CABLE SIZE	INNER QTY	MASTER QTY
LWC-1004	1"	#4	10	100
LWC-1006	1"	#6	10	100
LWC-1008	1"	#8	10	100
LWC-1252	1-1/4"	#2	10	50
LWC-1253	1-1/4"	#2	10	50
LWC-1501	1-1/2"	#1/0	5	25
LWC-1502	1-1/2"	#2/0	5	25
LWC-2001	2"	#1/0	5	25
LWC-2002	2"	#2/0	5	25
LWC-2003	2"	#3/0	5	25
LWC-2004	2"	#4/0	5	25
LWC-1252-N	1-1/4"	#3	10	50
LWC-2004-N	2"	#4/0	5	25

## WATERTIGHT CONNECTORS ZINC

Provides a watertight seal around underground feeder cable



**Material:** Zinc Die-Cast

**Certifications:** UL Listed

**Note:** Underground feeder cable may vary between manufacturers and type of jacket

ITEM#	TRADE SIZE	UF CABLE RANGE	INNER QTY	MASTER QTY
LWC-05014	1/2"	12/2	25	250
LWC-07514	3/4"	12/3	25	250

## SERVICE ENTRANCE HARDWARE

### WATERTIGHT CONNECTORS STEEL

Provides a watertight seal around underground feeder cable



**Material:** Screw Machined Steel

**Certifications:** UL Listed

**Note:** Underground feeder cable may vary between manufacturers and type of jacket

ITEM#	TRADE SIZE	UF CABLE RANGE	INNER QTY	MASTER QTY
MUF-50	1/2"	14/2 - 12/2	25	100
MUF-75	3/4"	14/3 - 8/2	10	50

### TAKE ALL BOX CONNECTORS ZINC

Connects round SE cable to box or enclosure



**Material:** Zinc Die-Cast

ITEM#	TRADE SIZE	INNER QTY	MSTR. QTY	ITEM#	TRADE SIZE	INNER QTY	MSTR. QTY
TA-50	1/2"	25	250	TA-125	1-1/4"	10	100
TA-75	3/4"	20	200	TA-150	1-1/2"	5	50
TA-100	1"	10	100	TA-200	2"	5	50

### WEDGE CLAMPS

Connects service entrance cable to a mounting device or structure



**Material:** Aluminum Wedge & Shell, 6-1/2" Stainless Steel Bail

**Features:** Full complement of bail configurations. Shell can be removed from wedge.

**Notes:** 1/0 conductor use is 500 lbs. Max.

ITEM#	CONDUCTOR DIAMETER (in.)	INNER QTY	MASTER QTY
WC1/0-4	.250 - .414	5	25
WC2-6	.160 - .330	10	50

## SILL PLATES

Prevents water from entering structure when used with sealing compound



**Material:** PVC (1900) and Aluminum (ME14)

ITEM#	CABLE RANGE	INNER QTY	MASTER QTY
1900	#4 - 0	10	100
ME14	#3/0 - 4/0	N/A	5

## GALVANIZED FLASHING NEOPRENE SEAL

Prevents water leaks where conduit penetrates the roof surface



**Material:** 24 Gauge Galvanized Steel Base, Elastomeric Compound Collar

**Features:** Flashing base and collar are separate. Fits flat up to 40°

**Notes:** For plastic, cast iron, or galvanized pipe.

ITEM#	TRADE SIZE	INNER QTY	MASTER QTY
P-38	1-1/4"	N/A	25
P-39	1-1/2"	N/A	25
P-40	2"	N/A	25
P-41	2-1/2"	N/A	25

## NO-CAULK FLASHING

Prevents water leaks where conduit penetrates the roof surface



**Material:** 24 Gauge Galvanized Steel Base, Elastomeric Compound Collar

**Features:** Flashing base and collar are separate. Fits flat up to 45°

**Notes:** For plastic, cast iron, or galvanized pipe.

ITEM#	TRADE SIZE	INNER QTY	MASTER QTY
P-339	1-1/4" - 1-1/2"	N/A	12
P-340	2"	N/A	12
P-342	3"	N/A	12
P-344	4"	N/A	12

## SERVICE ENTRANCE HARDWARE

### NEOPRENE FLASHING

Prevents water leaks where conduit penetrates the roof surface

**Material:** Elastomeric Base and Collar

**Features:** One-piece construction of base and collar. Fits flat up to 45° .

**Notes:** For use with copper, galvanized, plastic or cast iron pipe. Not recommended for hot-mopped or built-up roofs.



ITEM#	TRADE SIZE	INNER QTY	MASTER QTY
P-239	1-1/4"	N/A	12
P-240	1-1/2"	N/A	12
P-241	2-1/2"	N/A	12

### UNIVERSAL FLASHING

Prevents water leaks where conduit penetrates the roof surface

**Material:** Heavy-Duty Aluminum Alloy Base, Elastomeric Compound Collar

**Features:** Conforms to uneven surfaces for a tight seal



ITEM#	TRADE SIZE	INNER QTY	MASTER QTY
P-400	1/4" - 4"	N/A	6

### SEAL FLEX COMPOUND

Seals around boxes, flashings and service entries

**Material:** Butyl Rubber Composite

**Features:** Non-toxic

**Notes:** Thumb grade sealer. Approved for use in food processing facilities. For indoor and outdoor use.



ITEM#	SIZE	INNER QTY	MASTER QTY
1901	1 LB.	1	50
1905	5 LBS.	1	10

# 170

---

## box & fixture accessories



Innovation is the rule at Madison, and our box and fixture accessories are no exception. From basic accessories, to the UL listed Smart Box - the newest innovation in electrical boxes - Madison's box and fixture accessories line has just what you need.



**ME**products.net



### SMART BOX™ ORIGINAL BOXES

Mounts to wood or metal stud for new or old work



**Material:** PVC

**Certifications:** UL Listed, ROHS Compliant

**Features:** Unmatched in adjustability.

Molded entirely of 1 piece with no moving parts to break or lose. Step down feature allows for wire entrance in both top and bottom of box. Mounts to wood or metal stud 25g. Extra thick PVC wall material creates stability and rigidity. Built-in wire clamps. All 6/32 device holes are threaded.

**Notes:** Heavy duty 42 lb. mounting screws supplied.



ITEM#	TRADE SIZE	INNER QTY	MASTER QTY
MSB1G	1 GANG	N/A	100
MSBHZ	1 GANG HORIZONTAL	N/A	50
MSB22+	1 GANG PLUS - 22.5/cu.	N/A	50
MSB2G	2 GANG	N/A	60
MSB3G	3 GANG	20	40
MSB4G	4 GANG	20	40



### SMART BOX™ FAN & FIXTURE BOXES

Mounts light fixtures, fans (MSBFAN only), smoke and carbon monoxide detectors



**Material:** Polycarbonate

**Certifications:** UL Listed, ROHS Compliant

**Features:** Quicker to install than a nail on box. Easily removed without creating damage to wall. Extra thick wall material creates stability and rigidity. Best solution for old work and retrofit applications. Heavy duty design for support of moving loads. Extra deep for smoke and carbon monoxide detectors or paddle fan components. Easily upgraded from MSBRND to MSBFAN.



ITEM#	SUPPORTS	INNER QTY	MASTER QTY
MSBRND	50 LB. LIGHT FIXTURE	N/A	30
MSBFAN	50 LB. PADDLE FAN OR 75 LB. LIGHT FIXTURE	N/A	30

## BOX & FIXTURE ACCESSORIES



### SMART BOX™ MULTI-MOUNT BOXES



Mounts horizontally or vertically for flat screen TV and home theater applications

**Material:** Polycarbonate

**Certifications:** UL Listed, ROHS Compliant.

UL approved for single screw mounting (extra support bar not required).

**Features:** Removable nail tabs used for metal stud mounting. Removable interior mounting blocks allow for more cubic inch in the box. Built in mounting blocks on the top end of the box for vertical mounting. ½ inch knock outs for blue tube or PVC conduit connections. Low voltage wall dividers allow for mixed voltages in the same box. Largest volume offered in device boxes. Vertical and horizontal mounting.

**Notes:** Heavy duty mounting screws supplied.



ITEM#	TRADE SIZE	INNER QTY	MASTER QTY
MSBMMT1G	1 GANG	N/A	50
MSBMMT2G	2 GANG	N/A	30
MSBMMT3G	3 GANG	N/A	20
MSBMMT4G	4 GANG	N/A	20
MSBMMT5G	5 GANG	5	20
MSBMMT6G	6 GANG	5	20
MSBMMW	WALL DIVIDER-LOW VOLTAGE	10	100
MSBMMSP1	SINGLE SCREWPLATE	10	100
MSBMMSP2	DOUBLE SCREWPLATE	10	100
MSBMMSP3	TRIPLE SCREWPLATE	10	100



### SMART BOX™ LOW VOLTAGE BOXES



Mounts to wood or metal stud for new or old work with adjustable depth capacity

**Material:** PVC

**Certifications:** UL Listed, ROHS Compliant

**Features:** Leveling tab feature allows for easy alignment to adjacent box. Heavy duty 42 lb. mounting screws supplied.

Mounts to wood or metal stud 25g. Same box mounts in a horizontal or vertical position. All 6/32 device holes are threaded. Use where TV and computer locations are suited.

**Notes:** Heavy duty 42 lb. mounting screws supplied.



ITEM#	TRADE SIZE	INNER QTY	MASTER QTY
MSBLV1G	1 GANG	N/A	50
MSBLV2G	2 GANG	N/A	50



## REDUCING WASHERS

Reduces the size of knockout holes



**Material:** Galvanized Steel

**Notes:** Used in pairs

ITEM#	TRADE SIZE	INNER QTY	MSTR. QTY	ITEM#	TRADE SIZE	INNER QTY	MSTR. QTY
MR-2	3/4" x 1/2"	100	1000	MR-20	2-1/2" x 1-1/4"	50	500
MR-3	1" x 1/2"	100	1000	MR-21	2-1/2" x 1-1/2"	50	500
MR-4	1" x 3/4"	100	1000	MR-22	2-1/2" x 2"	50	500
MR-5	1-1/4" x 1/2"	100	1000	MR-23	3" x 1/2"	25	250
MR-6	1-1/4" x 3/4"	100	1000	MR-24	3" x 3/4"	25	250
MR-7	1-1/4" x 1"	100	1000	MR-25	3" x 1"	25	250
MR-8	1-1/2" x 1/2"	100	1000	MR-26	3" x 1-1/4"	25	250
MR-9	1-1/2" x 3/4"	100	1000	MR-27	3" x 1-1/2"	25	250
MR-10	1-1/2" x 1"	100	1000	MR-28	3" x 2"	25	250
MR-11	1-1/2" x 1-1/4"	100	1000	MR-29	3" x 2-1/2"	25	250
MR-12	2" x 1/2"	50	500	MR-35	3-1/2" x 2"	10	100
MR-13	2" x 3/4"	50	500	MR-36	3-1/2" x 2-1/2"	10	100
MR-14	2" x 1"	50	500	MR-37	3-1/2" x 3"	10	100
MR-15	2" x 1-1/4"	50	500	MR-43	4" x 2"	10	50
MR-16	2" x 1-1/2"	50	500	MR-44	4" x 2-1/2"	10	50
MR-17	2-1/2" x 1/2"	50	500	MR-45	4" x 3"	10	50
MR-18	2-1/2" x 3/4"	50	500	MR-46	4" x 3-1/2"	10	50
MR-19	2-1/2" x 1"	50	500				

## SNAP-IN BLANKS

Caps unused knockout holes in box or enclosure



**Material:** Steel or 6/6 Nylon as noted

**Features:** Nylon snaps in with fingertip pressure.

No tools required.

**Notes:** Nylon recognized under the UL component program.

STEEL				NYLON			
ITEM#	TRADE SIZE	INNER QTY	MSTR. QTY	ITEM#	TRADE SIZE	INNER QTY	MSTR. QTY
150	1/2"	100	1000	140	1/2"	100	1000
151	3/4"	50	500	141	3/4"	50	500
152	1"	50	500	142	1"	50	500
153	1-1/4"	25	250	143	1-1/4"	25	250
154	1-1/2"	25	250	144	1-1/2"	25	250
155	2"	20	200	145	2"	20	200

## BOX & FIXTURE ACCESSORIES

### BUSHINGS

Converts raw-edged holes to smooth neat insulated openings for cable protection

**Material:** 6/6 Nylon

**Features:** Snaps in with fingertip pressure.



ITEM#	TRADE SIZE	INNER QTY	MASTER QTY
170	1/2"	50	500
171	3/4"	50	500
172	1"	25	250
173	1-1/4"	25	250
174	1-1/2"	25	250
175	2"	5	50
176	2-1/2"	5	50

### CONSTRUCTION BLANKS

Prevents debris from entering box, prior to final installation of wiring devices

**Material:** Galvanized Steel



ITEM#	TRADE SIZE	INNER QTY	MASTER QTY
103	1 GANG	50	250

### CLOSURE PLUGS

Threaded knockout seal

**Material:** Cast Aluminum



ITEM#	TRADE SIZE	INNER QTY	MASTER QTY
780	1/2"	100	1000
781	3/4"	100	1000
782	1"	50	500

## SAFETY PLATE

Protects cable running through wood studs from nails and screws

**Material:** Steel  
**Features:** 16/9A gauge steel



ITEM#	TRADE SIZE	INNER QTY	MASTER QTY
43	2-1/2" x 1-1/2"	50	250
43-100	2-1/2" x 1-1/2"	N/A	100
43-5P	2-1/2" x 1-1/2"	N/A	500
43-75	2-1/2" x 1-1/2"	75	300

## GROUNDING CLIP

Connects ground wire, ROMEX® or non-metallic sheathed cable to metal box

**Material:** Steel, Zinc Plated  
**Notes:** Use with non-metallic sheathed cable



ITEM#	TRADE SIZE	INNER QTY	MASTER QTY
GC	#14 - #12	100	800

## GROUNDING SPADE PIGTAIL

Grounds branch wire to metal box

**Material:** Stranded Copper  
**Features:** Insulated pigtail with fork terminal



ITEM#	TRADE SIZE	LENGTH	INNER QTY	MASTER QTY
GSP	#12	8"	100	800

## GROUNDING PIGTAIL

Grounds branch wire to metal box

**Material:** Solid Copper  
**Features:** Captive screw



ITEM#	TRADE SIZE	LENGTH	INNER QTY	MASTER QTY
GSS	#12	6-1/4"	100	1000
GSW	#14	6-1/4"	50	250

## BOX & FIXTURE ACCESSORIES

### WIRE CONNECTORS

Fastens two or more electrical conductors together



**Material:** Flame Retardant Thermoplastic  
**Features:** 105° C temperature rating

ITEM#	TRADE SIZE	COLOR	INNER QTY	MASTER QTY
WC-3	#22 - #14	ORANGE	100	1000
WC-4	#22 - #10	YELLOW	100	1000
WC-6	#22 - #8	RED	100	1000

### WIRE CONNECTORS WINGED

Fastens two or more electrical conductors together



**Material:** Flame Retardant Thermoplastic  
**Features:** 105° C temperature rating

ITEM#	TRADE SIZE	COLOR	INNER QTY	MASTER QTY
WC-84	#18 - #10	YELLOW	100	1000
WC-86	#18 - #8	RED	100	1000
WC-88	#22 - #8	TAN	100	1000
WC-90	#14 - #6	BLUE	50	500

### BOX CONNECTORS

Connects two boxes

**Material:** Zinc Die-Cast  
**Certifications:** UL Listed  
**Features:** Concrete-tight when taped




NO LOCK NUTS				WITH LOCK NUTS			
ITEM#	TRADE SIZE	INNER QTY	MSTR. QTY	ITEM#	TRADE SIZE	INNER QTY	MSTR. QTY
L-64-1LN	1/2"	20	100	L-64-2LN	3/4"	20	100

All wire sizes are AWG.

# 178

---

## CADDY® fasteners



Rounding out our extensive collection, Madison is happy to present an ample line of CADDY products. Known the world over CADDY products are engineered to the highest standards for ease and compatibility.



**ME**products.net

## THREADED ROD HANGER

**Features:** Thread impression for 1/4-20 threaded rod

**Notes:** Static load: 160 lbs.



ITEM#	TRADE SIZE	INNER QTY	MASTER QTY
4TI	1/4"	100	1000

## THREADED ROD HANGER

Supports 1/4" threaded rod from beam flanges 1/8" thru 1/4" thick

**Certifications:** cULus Listed

**Features:** Thread impression for 1/4-20 threaded rod

**Notes:** Static load: 200 lbs.



ITEM#	TRADE SIZE	INNER QTY	MASTER QTY
4TI24	1/4"	100	1000

## ANGLE BRACKET

Suspends plain rod, threaded rod or wire drops from horizontal structures such as laminated wood or concrete beams, joists, ceilings and walls.

**Notes:** Static load: 160 lbs., for CADDY fasteners only. Method of attachment to structure must be evaluated separately.



ITEM#	TRADE SIZE	INNER QTY	MASTER QTY
4TIB	1/4"	100	1000

## ANGLE BRACKET

**Features:** Angle bracket w/ 1/4" hole. Permits wire or chain drops from concrete or wood.

**Notes:** Static load: 160 lbs.



ITEM#	INNER QTY	MASTER QTY
AB	100	1000

## CADDY® FASTENERS

### Z PURLIN CLIPS ANGULAR

Supports 1/4" and 3/8" threaded rod from purlin beam flanges 1/16" thru 1/4" thick

**Certifications:** cULus Listed

**Features:** One fastener fits flanges 1/16" to 1/4".  
Hammer-on or install from the floor with the VAFT tool.

**Notes:** Load limit: 100 lbs.



ITEM#	TRADE SIZE	INNER QTY	MASTER QTY
AF14	1/16" - 1/4"	100	1000

### C PURLIN CLIP VERTICAL FLANGE

Supports wire or rod from bar joist and C-Purlin

**Certifications:** cULus Listed

**Features:** One fastener fits flanges 1/16" to 1/4".  
Installs from floor with VAFT tool and conduit.

**Notes:** Static load: 160 lbs.



ITEM#	TRADE SIZE	INNER QTY	MASTER QTY
VF14	1/16" - 1/4"	100	1000

### VF/AF ASSEMBLY INSTALL TOOL

Used to install the AF or VF rod clips from the floor

**Notes:** VF for vertical flange only



ITEM#	INNER QTY	MASTER QTY
VAFT	N/A	1



## SIDE MOUNT CLIP

Supports industrial class fluorescent light fixtures from S-Hooks and Jack Chain

**Certifications:** UL Listed

**Features:** Fits most fluorescent light fixtures. Reduces the need to modify Jack Chain for fixture installation. Requires no special tools for installation.

**Notes:** Static load: 50 lbs.



ITEM#	INNER QTY	MASTER QTY
LFC	100	1000

## METAL STUD PUNCH

**Features:** Cushioned handle means less operator fatigue and more comfortable handling. Tool design with offset handles allows punch to work in confined spaces and near perpendicular walls. Lightweight punch makes accurate location of holes easier. Punches up to 20 gauge sheet metal. Plastic grommets snap easily into 1-11/32" hole.



ITEM#	INNER QTY	MASTER QTY
MSP20	N/A	1

## METAL STUD EASY SNAP GROMMETS

Provides 360° protection for cable, and makes cable pulling easier.

**Certifications:** UL Listed

**Notes:** Snap one grommet into standard 1-11/32" field punch hole, or snap tight two together into any SPAE factory punched hole. BP suffix denotes bag pack.



ITEM#	INNER QTY	MASTER QTY
ESG1	100	1000
ESG1BP	N/A	8
ESG1M	N/A	1000

ROMEX® is a registered trademark of Southwire Company.

CADDY fasteners are intended for indoor use in non-corrosive environments only. CADDY is a registered trademark of Erico.

## CADDY® FASTENERS

### "COLORADO JIM" CABLE SUPPORT

Supports up to 6 runs of ROMEX® or non-metallic sheathed cable or up to 4 runs of MC and AC cable



**Certifications:** cULus Listed positioning only

**Features:** Easy to use locking tab. Cable locating ribs to maintain cable separation. Flared edges for cable protection.

**Notes:** Use self drilling and tapping screws on metal stud. Compliance for CEC Rule 12-510 on all studs, 12-618 for AC cable CJ6IN (only), CEC rule 12-516 for NMD wire on metal studs.



ITEM#	INNER QTY	MASTER QTY
CJ6	100	800
CJ6S	100	600

### ADJUSTABLE FAR SIDE BOX SUPPORTS

Provides far side electrical box support in various stud wall depths.



**Certifications:** UL Listed: File No. E165702

**Features:** Installs in seconds with pliers

**Notes:** Snap on for 2-1/2", 3-1/2", 4" and 6". No Load Rating - Positioning Only.



ITEM#	INNER QTY	MASTER QTY
766A	100	1000

## J-HOOK CABLECAT DATACOM SUPPORTS

Provides proper support of Category 5e,  
Category 6a, fiber optic and innerduct



**Certifications:** cULus Listed. Complies with  
NEC and TIA requirements for structured cabling systems.

**Features:** Galvanized finish on J-Hooks provides smoother  
cable pull and greater corrosion resistance

**Notes:** Cost effective alternative to expensive cable trays

ITEM#	DIAMETER	INNER QTY	MSTR. QTY
CAT12	3/4"	50	500
CAT124Z34	3/4"	40	400
CAT21	1-5/16"	80	640
CAT32	2"	60	240
CAT64	4"	0	25

## CABLE SUPPORT U-HOOK

Convenient pathway for wires & cables



**Certifications:** cULus Listed. Compliant  
with NEC and ANSI/TIA structured cabling  
system standards

**Features:** Specially designed U-Hook has  
large diameter rounded support surfaces/edges to  
avoid overbending and kinking of cables.



ITEM#	INNER QTY	MASTER QTY
CAT200CM	100	600

## THROUGH STUD CABLE/CONDUIT SUPPORTS

Provides a quick means of support for  
horizontal runs of 1/2" or 3/4" conduit  
through metal stud



**Features:** Eliminates conduit rattling

**Notes:** Installs with a screw gun

ITEM#	INNER QTY	MASTER QTY
FB812M	100	600

## CADDY® FASTENERS

### MILLIE TIES™

For bundling and positioning high-performance copper and fiber cable, power cables, conduit and innerduct in cable trays, non-continuous fasteners (J-Hooks, etc.), surface raceways, wireways, service poles and in-wall cabling.



**Features:** Suitable for heavy duty applications. Maintains cable properties and conductor configuration. Protects cable from crimping with "intelligent grip technology". Cushions vibration. No sharp edges. One size fits all. Reusable.

**Notes:** Low smoke - zero halogen (yellow)  
Suitable for air-handling spaces (red)

ITEM#	COLOR	INNER QTY	MASTER QTY
CATMTLS	YELLOW	100	1000
CATMTP	RED	100	1000

### METAL STUD LOW VOLTAGE MOUNTING BRACKETS

For mounting low voltage class 2 communication outlets



**Certifications:** cULus Listed

**Features:** Reduces bulges in drywall caused by plaster rings. Side support provides for a rigid installation. Attaches with self-tapping screws or nails.

**Notes:** For new construction, 1/2"-5/8" drywall.  
Works with wood or metal studs.



ITEM#	TRADE SIZE	INNER QTY	MASTER QTY
MP1S	1 GANG	25	150
MP2S	2 GANG	25	200

### METAL STUD SNAP-ON BOX SUPPORTS



**Certifications:** cULus Listed

**Features:** Spring steel for press-on attachment. Center hole assists in consistent alignment, exact positioning and optional screw attachment.


**Notes:** Requires hammer to attach clip to box



ITEM#	INNER QTY	MASTER QTY
MSF	100	1000

## METAL STUD UNIVERSAL MOUNTING BRACKETS

Attaches 4" and 4-11/16" outlet boxes to metal studs



**Certifications:** cULus Listed

**Features:** Support leg reduces movement of box in wall. Offset design and use with #SMS8 low profile self-tapping screws (not included) reduce drywall bulge

**Notes:** Works with wood or metal studs.



ITEM#	STUD DEPTH	INNER QTY	MASTER QTY
H23	2-1/2" & 3-1/2"	N/A	100
H4	4"	N/A	100
H6	6"	N/A	50

## METAL STUD BOX MOUNTING BRACKETS

Supports electrical boxes, plaster rings or low voltage devices from one bracket



**Certifications:** cULus Listed

**Features:** Eliminates the need for an electrical box on low voltage applications. Mounts up to three 4" or 4-11/16" boxes.

**Notes:** Accommodates 4" or 4-11/16" boxes. Mounts 1-1/2" or 2-1/8" deep boxes.

ITEM#	TRADE SIZE	INNER QTY	MASTER QTY
RBS16	16"	25	25
RBS24	24"	25	500

## METAL SCREWS

Use to mount CADDY® Fasteners in all metal stud applications.



**Material:** Steel

**Features:** Self drilling and tapping. Minimizes drywall bulge.

ITEM#	TRADE SIZE	INNER QTY	MASTER QTY
SMS8	#8 x 1/2	N/A	1000

## CADDY® FASTENERS

### METAL STUD SCREW GUN BOX BRACKETS



**Certifications:** cULus Listed

**Features:** Notched and marked for easy identification and bending. Stamped inch markings and pilot holes for precise box conduit mounting between studs. Pilot holes provide easy box attachment with a screwdriver. Requires only a screw gun to install. Reduces movement of box when used with flex conduit, MC, AC or non-metallic sheathed cable. No more time-consuming field fabrication with floor track.

**Notes:** Can mount multiple 1-1/2" or 2-1/8" deep boxes. Can be mounted to face or inside of stud.

ITEM#	STUD SPACING	INNER QTY	MSTR. QTY
SGB16A	16"	N/A	50
SGB24A	24"	N/A	50
TSGB16	11" - 18"	N/A	50
TSGB16BP	11" - 18"	N/A	20
TSGB24	17" - 26"	N/A	50

### CABLE GRIPPER CABLE SUPPORT

Provides secure installation of multiple cables with unique locking/unlocking system



**Certifications:** cULus Listed. Compliance with NEC 300.4(D), CEC 12-510 AND 12-516

**Features:** Attaches to existing holes in metal studs without tools or with metal stud punch (MSP20). Installs easily to metal and wood studs. Supports 4 NMC or eight 4-pair UTP, category 5 and higher (electrical and datacomm cannot be combined).

ITEM#	INNER QTY	MASTER QTY
CG4	100	1000

## ROMEX® CLIPS

Supports one cable, size 14-2 through 12-2 with ground to a metal stud

**Features:** Can be installed on main or substructure, drop wire and acoustical tee when used in combination with other CADDY fasteners. Assemblies allow support from most main and substructures.

**Notes:** Supports nonmetallic cable. Not for use in Canada on NMC wire or power application.



ITEM#	INNER QTY	MASTER QTY
RMX	100	1000

## MC/AC CABLE TO METAL STUD CLIP

Easily attaches MC or AC to metal stud

**Features:** Provides fast installation

**Notes:** No tools required for installation



ITEM#	INNER QTY	MASTER QTY
449	100	1000

## METAL STUD SCREW-ON CONDUIT SUPPORTS

Supports 1/2" and 3/4" EMT conduit, AC and MC to metal or wood stud

**Certifications:** cULus Listed. Complies with NEC Article 410-16, NEC 358.30(A), CEC 12-1404, CEC 12-618

**Features:** Alignment tab positively locates the fastener on the stud, keeping conduit in line with box knock out and H-series bracket. Eliminates offset bending conduit



ITEM#	USE WITH BOX DEPTH	INNER QTY	MASTER QTY
CS812	1-1/2"	100	600
CS812D	2-1/8"	100	1000

ROMEX® is a registered trademark of Southwire Company.

CADDY fasteners are intended for indoor use in non-corrosive environments only. CADDY is a registered trademark of Erico.

## CADDY® FASTENERS

### LAY IN AND TROFFER LIGHT FIXTURE SUPPORT CLIPS

Gives a positive method of supporting troffers & lay ins

**Certifications:** cULus Listed. Complies with NEC Article 410-16 Means of Support.

**Notes:** Fits round or rectangular head tee bar. No tools required for installation. 4 Clips per fitting required per UL listing.



ITEM#	FIXTURE TYPE	INNER QTY	MASTER QTY
515	STRAIGHT LIP	100	1000
515A	STRAIGHT OR UPTURNED	100	1000

### LIGHT FIXTURE HANGER 5/8" STANDARD

For hanging light fixtures

**Features:** Span adjustable 11"-26". Fits horizontal and vertical flanges. Reduces installation time. No tools required for installation. End clips rotate for mounting horizontal or vertical base plates. Position of fixture is adjustable, simply slide to location.

**Notes:** No center clips required. Applicable to a wide variety of light fixtures. Measure width of bar to find appropriate bar for fixture. No load rating - positioning only.



ITEM#	INNER QTY	MASTER QTY
517A	N/A	10

### SUSPENSION BARS FOR LIGHTOLIER® CALCULITE® SERIES FIXTURES

**Features:** Reduces installation time. Only screwdriver required for installation. Position of fixture is adjustable with span.

**Notes:** No Load Rating - Positioning Only. Lightolier and Calculite are registered trademarks of Lightolier, a GENLYTE Company.



ITEM#	INNER QTY	MASTER QTY
520	10	200



## ACOUSTICAL TEE BAR CLIPS

Supports conduit and boxes above acoustical tee bar

**Features:** 1/4-20 Thread impression. Eliminates offset bending conduit.  
**Notes:** No installation tools required. Consult local authority for application approval. No load rating - positioning only.



ITEM#	MOUNTING	INNER QTY	MASTER QTY
ATA4I	TOP	100	1000
ATS4I	SIDE	100	1000

## ACOUSTICAL TEE BAR INDEPENDENT SUPPORT CLIPS

Provides independent support of fixtures

**Certifications:** UL Listed  
**Features:** 1/4-20 x 5/8" stud length. 15/16" grid size. Static load: 65 lbs.  
**Notes:** No tools required for installation. Includes mounting hardware.



ITEM#	INNER QTY	MASTER QTY
IDS	100	600

## ACOUSTICAL TEE TWIST-ON FIXTURE SUPPORTS

Supports electrical fixtures from 15/16" acoustical tee bar

**Notes:** No tools required for installation. Washer-wing nut (4WVN) included, except with 4G16H. BP suffix denotes bag pack.



ITEM#	STUD LENGTH	STATIC LOAD (lbs.)	INNER QTY	MASTER QTY
4G16	5/8"	50	100	1000
4G16BP	5/8"	50	0	15
4G16H	1"	40	100	1000

## CADDY® FASTENERS

### ACOUSTICAL TEE TWIST-ON FIXTURE SUPPORTS

For recessed T-grid systems



**Features:** Supports electrical fixtures from acoustical tee bar 9/16", 15/16" or 1 1/2" wide. Fast, easy installation. 1/4" spacer provides a mounting surface even with tegular tile. Will not damage T-bars.

**Notes:** To be used with studded twist clips. No tools required for installation. Static load: 25 lbs.

ITEM#	INNER QTY	MASTER QTY
4TGS	100	1000

### WASHER WING NUT

**Notes:** No tools required for installation. 1/4-20 thread impression. Not to exceed the load rating of the corresponding fastener.



ITEM#	INNER QTY	MASTER QTY
4WN	100	1000

### ACOUSTICAL TEE TWIST-ON TRACK LIGHT CLIPS

For 15/16" tee



**Features:** Fast, easy installation. Will not damage T-bars.

**Notes:** No tools required for installation. Standard pal nut included. White finish.

ITEM#	STUD LENGTH	STATIC LOAD (lbs.)	INNER QTY	MASTER QTY
4G8WH	5/8"	25	100	1000

## BOX MOUNTING CLIPS

**Notes:** Not to exceed 20 lbs. without independent wire support to CHB.



ITEM#	INNER QTY	MASTER QTY
CHB	100	1000

## ACOUSTICAL TEE SNAP-ON BOX HANGERS

Supports from acoustical tee bar and main structure with use of a drop wire



**Features:** Snaps easily onto tee bar. Dual height feature permits 1-1/2" deep electrical box to be mounted flush with tile or off-set 3/4" for plaster ring.

**Notes:** Hanger comes with mounting clip and 1/4-20 screw. Not permitted for paddle fans. Not to exceed 20 lbs. without independent wire support to CHB. CHB can be purchased separately when more than one box is required. A suffix denotes 8" Adjustable Height.

ITEM#	LENGTH	INNER QTY	MASTER QTY
512	24" SPAN	N/A	50
512A	24" SPAN	N/A	50

## T-GRID HEAVY-DUTY BOX HANGERS

Quickly mounts a box to T-grid



**Certifications:** UL Listed

**Features:** Height adjustable for various electrical box depths. Installs by hand. Drop wire for independent support from clip and/or bar. Screws easily to tee bar for added stability. Multiple box installations.

**Notes:** Not permitted for paddle fans. Static load: 500 lbs.

ITEM#	LENGTH	INNER QTY	MASTER QTY
512HD	24" SPAN	N/A	50
512HDBP	24" SPAN	N/A	50

## CADDY® FASTENERS

### BEAM CLAMPS

Supports 1/4" threaded rod, 1/4" threaded  
bridle rings and boxes

**Certifications:** cULus Listed

**Features:** Easy installation for beam flanges  
1/8" to 5/8". Available riveted to conduit clips  
1/2" thru 2". Threaded hole on back and bottom.  
Eliminates offset bending conduit.

**Notes:** Bright zinc finish. Static Load: 100 lbs.



ITEM#	EMT SIZE	RIGID SIZE	INNER QTY	MASTER QTY
BC200	-	-	50	500
BC200CD0B	1/2"	1/2"	50	300
BC200CD1B	3/4"	3/4"	50	300
BC200CD2B	1"	1"	50	400
BC200CD2.5B	1-1/4"	-	50	400
BC200CD3B	1-1/2"	1-1/4"	50	400
BC200CD4B	-	1-1/2"	25	150
BC200CD5B	2"	2"	25	150

### HEAVY DUTY BEAM CLAMPS

For 3/8-16 threaded rod or 3/8" - 16 bolts to  
beam flange through 3/4"

**Notes:** Ideal for electrical, mechanical  
and HVAC applications. Static Load: 200 lbs.  
Bright zinc electrogalvanized finished.



ITEM#	INNER QTY	MASTER QTY
BC400	25	250

### HAMMER-ON FLANGE CLIP

**Certifications:** cULus Listed

**Notes:** For 3/8-16 threaded rod or 3/8" -  
16 bolts to beam flange through 3/4". Ideal for  
electrical, mechanical and HVAC applications.



ITEM#	FLANGE THICKNESS	INNER QTY	MASTER QTY
4H24	1/8" - 1/4"	100	1000
4H58	5/16" - 1/2"	100	1000

## BEAM CLAMPS W/SELF LOCKING HANGER

Supports 1/4" and 3/8" threaded rod, S-Hooks, electrical boxes, conduit and bridle rings

**Certifications:** cULus Listed

**Features:** Easy installation for beam flanges up to 1/2". Accommodates standard 1/4"-20 or #10-24 threaded bridle rings.

**Note:** When using rigid conduit on P Series, use next size larger clip (1/2" rigid use 12P).



ITEM#	TRADE SIZE	STATIC LOAD (lbs.)	INNER QTY	MASTER QTY
BC	-	100	100	1000
BC12P	3/4"	25	100	600
BC12PSM	3/4"	15	100	600
BC16M	1"	100	100	800
BC16MSM	1"	25	100	600
BC20M	1-1/4"	100	100	800
BC20MSM	1-1/4"	25	100	800
BC24M	1-1/2"	100	50	300
BC24MSM	1-1/2"	25	50	300
BC32M	2"	100	50	300
BC32MSM	2"	25	50	300
BC812M	1/2" - 3/4"	100	100	600
BC812MSM	1/2" - 3/4"	25	100	600
BC8P	1/2"	25	100	600
BC8PSM	1/2"	15	100	600

## CADDY® FASTENERS

### HAMMER-ON FLANGE CLIPS UNIVERSAL

Offers a 1/4"-20 thread for (side or underside) beam attachment of components.



**Certifications:** cULus Listed

**Features:** Provided with a 1/4"-20 thread impression so that the box may be quickly and securely attached to the clamp. Helps eliminate offsets and bends. When used with CADDY combination conduit hanger, the conduit run lines up with "knock-outs" in outlet box and eliminates offsets and bends.

**Notes:** S denotes 1/4-20 x 3/8" staked stud



ITEM#	FLANGE THICKNESS	INNER QTY	MASTER QTY
M24	1/8" - 1/4"	100	1000
M24S	1/8" - 1/4"	100	1000
M58	5/16" - 1/2"	100	1000
M912	9/16" - 3/4"	100	600

### CABLE SNAP CLIP

Supports cable from 1/16"-1/2" flange



**Features:** Attaches to beams and cable with just a snap - no tools needed. Works effectively with MC and AC cable dimensions 3/8" - 1-1/4" and low voltage cables from 7/32" and up. Clip snaps on flange and cable snaps into clip.

ITEM#	FLANGE THICKNESS	CABLE O.D.	INNER QTY	MASTER QTY
SC2C	1/16" - 3/16"	.375 - .437	100	1000
SC2D	1/16" - 3/16"	.468 - .562	100	1000
SC4D	3/16" - 9/32"	.468 - .562	100	1000
SC4E	3/16" - 9/32"	.500 - .718	100	1000
SC8D	5/16" - 1/2"	.468 - .562	100	1000

## OLD WORK BOX MOUNT

Mounts old work box to drywall, lathe and plaster



**Features:** One-piece break apart design is easy to handle. Fastener installs before the box to free up your hands. Only a drywall saw required for installation. Accommodates single or multiple gang boxes; for multiple gang boxes, use 2 DSBs. Can be placed at different locations on an electrical box to allow for more clearance.

**Notes:** No load rating - positioning only. BP suffix denotes bag pack.

ITEM#	WALL THICKNESS	INNER QTY	MASTER QTY
DSB	1/4" - 1-1/4"	100	1000
DSI2A	Up to 1-1/2"	100	500
DSI2ABP	Up to 1-1/2"	N/A	30

## DEVICE LEVELER AND RETAINER



**Certifications:** cULus Listed

**Features:** Prevents broken cover plates. Stops device from being pushed back in wall. Makes floating device rigid. Ideal for oversize dry wall openings, tile and panel walls.

**Notes:** BP suffix denotes bag pack. No load rating - positioning only.



ITEM#	INNER QTY	MASTER QTY
RLC	100	1000
RLCBP	N/A	30

## CADDY® FASTENERS

### MOUNTING PLATE BRACKETS SCREW-ON SUPPORT

Mounts any standard low voltage device in 1/2" through 1-1/4" walls.



**Certifications:** cULus Listed

**Features:** Provides positive support with locking screws (included, except for MP1). Makes wire "fishing" easier. Installs with a drywall saw and screwdriver. Eliminates the need for an electrical box when installing low voltage Class 2 wiring.

**Notes:** For low voltage Class 2 use only. No load rating - positioning only. BP suffix denotes bag pack.



ITEM#	TRADE SIZE	INNER QTY	MASTER QTY
MP1	1 GANG	10	100
MP2	2 GANG	10	100
MPLS	1 GANG	10	100
MPLSBP	1 GANG	N/A	30
MPLS2	2 GANG	100	800
MPLS2BP	2 GANG	N/A	25

### MOUNTING PLATE BRACKETS NON-METALLIC



**Certifications:** cULus Listed

**Features:** No sharp metal edges with plastic design. Fastest, easiest way to install. No installation tools required to secure bracket in the drywall opening. Serrated interlocking system secures tightly. Template points on brackets eliminate multiple measurement markings during installation. Recessed design helps assure flush mount of device. Eliminates the need for electrical boxes on low voltage class 2 applications.

**Note:** For low voltage Class 2 use only. No load rating - positioning only. BP suffix denotes bag pack.



ITEM#	TRADE SIZE	INNER QTY	MASTER QTY
MP1P	1 GANG	100	100
MP1PBP	1 GANG	N/A	4
MPAL2	2 GANG	10	100
MPAL2BP	2 GANG	N/A	4



## CONDUIT CLIPS

Mounts any standard low voltage device in 1/2" through 1-1/4" walls.

**Features:** Spring steel M-Clips have finger closure. Spring steel P-Clips have push-in installation. Helps to guide alignment with electrical box knockouts. 9/32" plain hole or 1/4"-20 thread impression options for mounting and field assembly to structure fasteners.

**Load:** M Series 100 lbs. Vertical; 25 lbs. Horizontal  
P Series 25 lbs. Vertical; 15 lbs. Horizontal



### PLAIN HOLE

ITEM#	CONDUIT SIZE	INNER QTY	MASTER QTY
6M	14-2 - 12-3 MC/AC & 3/8" FLEX	100	1000
812M	1/2" - 3/4"	100	1000
16M	1"	100	1000
20M	1-1/4"	100	600
24M	1-1/2"	100	600
32M	2"	100	600
8P	1/2"	100	1000
12P	3/4"	100	1000
16P	1"	100	1000

### THREAD IMPRESSION

ITEM#	CONDUIT SIZE	INNER QTY	MASTER QTY
6M4I	14-2 - 12-3 MC/AC & 3/8" FLEX	100	1000
812M4I	1/2" - 3/4"	100	1000
16M4I	1"	100	1000
20M4I	1-1/4"	100	600
24M4I	1-1/2"	100	600
32M4I	2"	100	600
8P4I	1/2"	100	1000
12P4I	3/4"	100	1000
16P4I	1"	100	1000

## CADDY® FASTENERS

### FLANGE MOUNT CONDUIT CLIPS - SNAP CLOSE

**Features:** Requires only a hammer and pliers to install. Will pivot through 360°.

**Notes:** Bottom Mount load limit: 75 lbs.  
Side Mount load limit: 25 lbs.  
BP suffix denotes bag pack.



#### BOTTOM MOUNT

ITEM#	CONDUIT SIZE	FLANGE SIZE	INNER QTY	MASTER QTY
6M24	3/8" MC/AC	1/8" - 1/4"	100	600
812M24	1/2" - 3/4"	1/8" - 1/4"	100	600
812M24BP	1/2" - 3/4"	1/8" - 1/4"	N/A	10
812M58	1/2" - 3/4"	5/16" - 1/2"	100	600
16M24	1"	1/8" - 1/4"	100	600
20M24	1-1/4"	1/8" - 1/4"	50	300
24M24	1-1/2"	1/8" - 1/4"	50	300
32M24	2"	1/8" - 1/4"	50	300

#### SIDE MOUNT

ITEM#	CONDUIT SIZE	FLANGE SIZE	INNER QTY	MASTER QTY
812M24SM	1/2" - 3/4"	1/8" - 1/4"	100	600
16M24SM	1"	1/8" - 1/4"	100	600
20M24SM	1-1/4"	1/8" - 1/4"	100	800
24M24SM	1-1/2"	1/8" - 1/4"	50	300
32M24SM	2"	1/8" - 1/4"	50	300

## FLANGE MOUNT CONDUIT CLIP - PUSH-IN



**Features:** Requires only a hammer to install. Will pivot through 360°.

**Notes:** When using rigid conduit on P series, use next size larger clip (1/2" Rigid use 12P)

Bottom Mount load limit: 75 lbs., Side Mount load limit: 25 lbs.

### BOTTOM MOUNT

ITEM#	CONDUIT SIZE	FLANGE SIZE	INNER QTY	MSTR. QTY
8P24	1/2"	1/8" - 1/4"	100	600
12P24	3/4"	1/8" - 1/4"	100	600
16P24	1"	1/8" - 1/4"	100	600

### SIDE MOUNT

ITEM#	CONDUIT SIZE	FLANGE SIZE	INNER QTY	MSTR. QTY
8P24SM	1/2"	1/8" - 1/4"	100	1000
12P24SM	3/4"	1/8" - 1/4"	100	1000
16P24SM	1"	5/16" - 1/2"	100	600

## CONDUIT CLAMPS WITH BOLTS



**Certifications:** cULus Listed (all except CD6B)

**Features:** Fast and easy installation. Installs with screwdriver or nut driver. Retained bolt and built-in nut means there are less parts to handle or drop.

**Notes:** Bright zinc finish. Manufactured with retained bolt and built-in nut. Can be used in all locations where EMT or Rigid conduit is used.



ITEM#	RIGID SIZE	EMT SIZE	INNER QTY	MASTER QTY
CD0B	1/2"	1/2"	100	1000
CD0BBP	1/2"	1/2"	N/A	20
CD1B	3/4"	3/4"	100	1000
CD1BBP	3/4"	3/4"	N/A	20
CD2B	1"	1"	100	600
CD3B	1-1/4"	1-1/2"	100	600
CD4B	1-1/2"	-	50	300
CD5B	2"	2"	50	400
CD6B	2-1/2"	2-1/2"	25	150

## CADDY® FASTENERS

### CONDUIT HANGERS FROM FLANGE, WIRE OR PLAIN ROD

Supports conduit (EMT, Rigid, ENT, MC/AC and Aluminum) to rods (horizontal application only) or flanges



**Features:** Can be used for flexible metallic tubing, armored cable, portable cables, control tubes, communications cable, etc. No installation tools required.

**Note:** May require dedicated drop wire/rod and EC311 – consult local authority. For horizontal application only when using plain rods. BP suffix denotes bag pack.

ITEM#	TRADE SIZE	INNER QTY	MASTER QTY
KX	MC/AC or BX to #8 WIRE	100	1000
KXBP	MC/AC or BX to #8 WIRE	N/A	30
K8	1/2"	100	1000
K12	3/4"	N/A	20
K12BP	3/4"	100	1000
K16	1"	100	1000

CONDUIT SIZE	#10 & #12 WIRE	#8 & #9 WIRE	3/16" & 1/4" ROD	1/8" - 1/4" FLANGE	5/16"-3/8" FLANGE	7/16"-1/2" FLANGE
1/2" EMT	K8	K8	K8	K8	K12	K12
1/2" RIGID	K8	K12	K12	K12	K12	K16
3/4" EMT	K12	K12	K12	K12	K16	K16
1/2" RIGID	K12	K12	K16	K16		
1" EMT		K16	K16	K16		

CABLE SIZE	WIRE SIZE #12	WIRE SIZES #10, #9, #8
14-2 (.433 - .475 O.D.)	KX	KX
14-3 (.453 - .500 O.D.)	KX	KX
12-2 (.467 - .510 O.D.)	KX	KX
12-3 (.489 - .535 O.D.)	KX	K8

## SNAP-IN SUPPORT

Allows for support from most main and substructures.



**Certifications:** cULus Listed

**Features:** Snaps in half to accommodate single run of cable effectively making two clips from one. Manufactured with stabilizer legs for virtually “wobble-free” support. One fastener for cable size 14-4, 12-4, 12-3, 12-2, 10-3, 10-2. Pre-punched holes in clip allow it to be screwed to wood stud, concrete or block. Snaps into place on metal stud and beam flange up to 1/8" thick. No tools required for installation.



ITEM#	INNER QTY	MASTER QTY
MAC2	100	1000

## MULTI-FUNCTION CLIP FOR DROP WIRE OR FLANGE

Provides attachment of conduit and boxes



**Features:** Attaches to #12 wire thru 1/4" plain rod. Fits 1/8" to 3/8" flanges. Supports #10-24 and 1/4"-20 threaded bridle rings. Eliminates offset bending conduit.

**Note:** May require dedicated drop wire/rod and EC311 – consult local authority.

ITEM#	TRADE SIZE	INNER QTY	MASTER QTY
4Z34	MULTI-FUNCTION	100	1000
4Z34BP	MULTI-FUNCTION	N/A	20
4Z34812M	1/2" - 3/4"	100	600

## METAL DECK CONDUIT SUPPORT

Provides spacing between conduit and deck surface



**Features:** Easily attached with screw gun or power tool. Permits conduit to be laid out and then attached.

**Notes:** No Load Rating - Positioning Only

ITEM#	TRADE SIZE	INNER QTY	MASTER QTY
AOL12P	3/4"	100	1000

## CADDY® FASTENERS

### ONE-PIECE STRUT CLAMP

Attaches EMT or Rigid conduit to channel

**Features:** Installs quickly and easily, requires only a screwdriver or nut driver for installation. Heavy-duty construction with a bright zinc finish. One piece installation means no screws or bolts to drop.

**Notes:** SCH12B cable range .57" - .92"



ITEM#	EMT SIZE	RIGID SIZE	INNER QTY	MASTER QTY
SCH12	3/4"	1/2"	100	1000
SCH12B	3/4"	1/2"	100	1000

### ONE-PIECE STRUT CLAMP

Attaches EMT or Rigid conduit to channel

**Features:** Simplifies handling compared to traditional 4-piece pipe clamps. Minimizes dropped parts and increases efficiency. Handles heavy loads. Installs with a screwdriver or a nut driver.



ITEM#	TRADE SIZE	INNER QTY	MSTR. QTY	ITEM#	TRADE SIZE	INNER QTY	MSTR. QTY
SK85I	1/2"	100	600	SK245I	1-1/2"	50	300
SK85IBP	1/2"	0	15	SK325I	2"	50	300
SK125I	3/4"	100	600	SK405I	2-1/2"	50	300
SK125IBP	3/4"	0	15	SK485I	3"	50	300
SK165I	1"	100	600	SK565I	3-1/2"	25	125
SK205I	1-1/4"	50	300	SK645I	4"	25	150

## SPEED LINKS

Allows for easy adjustments of supported objects both during and after installation



**Certifications:** cULus Listed

**Features:** 5:1 Safety Factor. Increases installation versatility by allowing objects to be hung at an angle. Minimizes vibration and system wear and tear with a strong, yet flexible wire rope. Reduces installation time and inventory. Works with a variety of CADDY® Fasteners or as a stand-alone system without drilling into the building structure.

**Note:** Universal support system recommended for the suspension of ductwork, piping or equipment. Meets the fire rating requirements for DIN 4102-2 for 30 minutes at 30% of rated load. Tested and found to be acceptable alternative to the duct hanger systems prescribed in the SMACNASM HVAC Duct Construction Standards (HVAC-DCS), 2nd Edition, Chapter 4, Tables 4-1, 4-1M, 4-2 and 4-2M



ITEM#	DIAMETER (inches)	LENGTH (feet)	INNER QTY	MASTER QTY
SLD2L1BP	.079	3.3	0	20
SLD2L2BP	.079	6.6	0	20
SLD2L3BP	.079	9.9	0	20
SLD3L2BP	.118	6.6	0	20
SLD3L3BP	.118	9.9	1	20

## SLICK STRUT NUT

Support threaded rod, pipe hangers/clamps, electrical boxes, panel boxes, bridle rings and many other components.



**Features:** Quick attachment of threaded rod and hardware to all standard strut - regardless of depth. Unique one-piece design simply toggles into place and eliminates the need for a washer. Integrated plastic strip provides tension to grip the strut, even vertically. Easy to use and installs with just one hand. Can be installed in any position and is reuseable and adjustable.

ITEM#	THREAD SIZE	INNER QTY	MASTER QTY
SLICK250	1/4 - 20	100	600
SLICK375	3/8 - 16	100	600
SLICK500	1/2 - 13	100	600

## CADDY® FASTENERS

### ISN SMART NUTS

Supports plumbing, HVAC, electrical

**Features:** Snaps anywhere on 3/8-16 threaded rod. Adjustable and removable. Eliminates excessive threading into place. Reduces installation time. Ideal when rod ends are not accessible or for retrofit applications.



ITEM#	INNER QTY	MASTER QTY
ISN375	N/A	100

### PYRAMID 50

**Material:** Polyethylene closed-cell foam and 1.5 mm steel

**Features:** Supports up to 50 lb loads. Metal top designed to shed water and minimize water collection on foam base. Helps protect the roof membrane.



ITEM#	INNER QTY	MASTER QTY
RPS50H4EG	N/A	10



# 206

---

## flexible & liquid-tight conduit



With a wide range of sizes and styles, Madison has the flex and liquid-tight conduit that you need. From trade sizes ranging from 3/8" to 4", no job is too big or too small. Made from the highest quality steel, aluminum and PVC, Madison's flex and liquid-tight conduit come through each and every time.



**ME**products.net

## FLEXIBLE CONDUIT REDUCED WALL - STEEL

Flexible metal raceway for electrical power,  
control and communication cables



**Material:** High Grade Hot Dipped Galvanized  
Low Carbon Steel

**Certifications:** UL Listed, NEC 250.118(5), 300.22C, 348,  
430.223, 501.10(B), 645.5. Federal Spec. WW-C-566C

**Features:** Interlocking design



ITEM#	TRADE SIZE	LENGTH (feet)	PACKING	INNER QTY	MASTER QTY
550122	3/8"	25	COIL	N/A	25
550130	3/8"	100	COIL	N/A	100
550142	3/8"	250	COIL	N/A	250
550145	3/8"	500	REEL	N/A	500
550160	3/8"	1000	REEL	N/A	1000
550224	1/2"	50	COIL	N/A	50
550230	1/2"	100	COIL	N/A	100
550245	1/2"	500	REEL	N/A	500
550260	1/2"	1000	REEL	N/A	1000
550322	3/4"	25	COIL	N/A	25
550330	3/4"	100	COIL	N/A	100
550345	3/4"	500	REEL	N/A	500
550424	1"	50	COIL	N/A	50
550480	1"	300	REEL	N/A	300
550524	1-1/4"	50	COIL	N/A	50
550540	1-1/4"	200	REEL	N/A	200
550622	1-1/2"	25	COIL	N/A	25
550722	2"	25	COIL	N/A	25
550822	2-1/2"	25	COIL	N/A	25
550922	3"	25	COIL	N/A	25
551022	3-1/2"	25	COIL	N/A	25
551122	4"	25	COIL	N/A	25

## FLEXIBLE & LIQUID-TIGHT CONDUIT

### FLEXIBLE CONDUIT REDUCED WALL - ALUMINUM

Flexible metal raceway for electrical power, control and communication cables



**Material:** Aluminum

**Certifications:** UL Listed, NEC 250.118(6), 300.22C, 348, 430.123, 501.4(B), 645.5. Federal Spec. WW-C-566C

**Features:** Interlocking design



ITEM#	TRADE SIZE	LENGTH (feet)	PACKING	INNER QTY	MASTER QTY
560130	3/8"	100	COIL	N/A	100
560160	3/8"	1000	REEL	N/A	1000
560230	1/2"	100	COIL	N/A	100
560245	1/2"	500	REEL	N/A	500
560260	1/2"	1000	REEL	N/A	1000
560330	3/4"	100	COIL	N/A	100
560345	3/4"	500	REEL	N/A	500
560424	1"	50	COIL	N/A	50
560480	1"	300	REEL	N/A	300
560524	1-1/4"	50	COIL	N/A	50
560622	1-1/2"	25	COIL	N/A	25
560722	2"	25	COIL	N/A	25
560822	2"	25	COIL	N/A	25
560922	3"	25	COIL	N/A	25
561022	3-1/2"	25	COIL	N/A	25
561122	4"	25	COIL	N/A	25

## FLEXIBLE CONDUIT NON-UL EXTRA FLEXIBLE STEEL

Flexible metal raceway for protection of electrical conductors from abrasion where UL and other agency approval is not required



**Material:** Galvanized Low Carbon Steel

**Features:** Interlocking design. Corrosion resistant.

ITEM#	TRADE SIZE	LENGTH (feet)	PACKING	INNER QTY	MASTER QTY
520130	3/8"	100	COIL	N/A	100
520142	3/8"	250	COIL	N/A	250
520160	3/8"	1000	REEL	N/A	1000
520330	1/2"	100	COIL	N/A	100
520360	1/2"	1000	REEL	N/A	1000
520430	3/4"	100	COIL	N/A	100
520445	3/4"	500	REEL	N/A	500
520524	1"	50	COIL	N/A	50
520580	1"	300	REEL	N/A	300
520624	1-1/4"	50	COIL	N/A	50
520640	1-1/4"	200	REEL	N/A	200
520722	1-1/2"	25	COIL	N/A	25
520822	2"	25	COIL	N/A	25
520922	2-1/2"	25	COIL	N/A	25
521022	3"	25	COIL	N/A	25
521122	3-1/2"	25	COIL	N/A	25
521222	4"	25	COIL	N/A	25

## FLEXIBLE & LIQUID-TIGHT CONDUIT

### FLEXIBLE CONDUIT LIQUID-TIGHT NON-UL VF - STEEL



Flexible metallic raceway for protection of electrical conductors from liquids, abrasion and weather where UL and other agency approval is not required

**Material:** Hot Dipped Galvanized Low Carbon Steel Core, PVC Jacket

**Features:** Mechanical and moisture protection for conductors. Sunlight resistant. Flame retardant jacket. Very flexible.

**Notes:** General purpose use -20°C to 60°C

ITEM#	TRADE SIZE	LENGTH (feet)	PACKING	INNER QTY	MASTER QTY
610130	3/8"	100	COIL	N/A	100
610160	3/8"	1000	REEL	N/A	1000
610230	1/2"	100	COIL	N/A	100
610245	1/2"	500	REEL	N/A	500
610260	1/2"	1000	REEL	N/A	1000
610330	3/4"	100	COIL	N/A	100
610345	3/4"	500	REEL	N/A	500
610430	1"	100	COIL	N/A	100
610441	1"	400	REEL	N/A	400
610524	1-1/4"	50	COIL	N/A	50
610540	1-1/4"	200	REEL	N/A	200
610624	1-1/2"	50	COIL	N/A	50
610635	1-1/2"	150	REEL	N/A	150
610724	2"	50	COIL	N/A	50
610730	2"	100	REEL	N/A	100
610822	2-1/2"	25	COIL	N/A	25
610922	3"	25	COIL	N/A	25
612022	3-1/2"	25	COIL	N/A	25
611022	4"	25	COIL	N/A	25

## FLEXIBLE CONDUIT LIQUID-TIGHT UL - STEEL

Flexible metallic raceway for protection of electrical conductors from liquids, abrasion and weather



**Material:** Hot Dipped Galvanized Low Carbon Steel Core, PVC Jacket

**Certifications:** UL Listed

**Features:** UL bonded strip 3/8" - 1-1/4" for grounding. Liquid-tight. Flame retardant jacket.



ITEM#	TRADE SIZE	LENGTH (feet)	PACKING	INNER QTY	MASTER QTY
620130	3/8"	100	COIL	N/A	100
620160	3/8"	1000	REEL	N/A	1000
620230	1/2"	100	COIL	N/A	100
620245	1/2"	500	REEL	N/A	500
620260	1/2"	1000	REEL	N/A	1000
620330	3/4"	100	COIL	N/A	100
620345	3/4"	500	REEL	N/A	500
620360	3/4"	1000	REEL	N/A	1000
620430	1"	100	COIL	N/A	100
620441	1"	400	REEL	N/A	400
620524	1-1/4"	50	COIL	N/A	50
620540	1-1/4"	200	REEL	N/A	200
620624	1-1/2"	50	COIL	N/A	50
620635	1-1/2"	150	REEL	N/A	150
620724	2"	50	COIL	N/A	50
620730	2"	100	REEL	N/A	100
620822	2-1/2"	25	COIL	N/A	25
620922	3"	25	COIL	N/A	25
622022	3-1/2"	25	COIL	N/A	25
621022	4"	25	COIL	N/A	25

## FLEXIBLE & LIQUID-TIGHT CONDUIT

### FLEXIBLE CONDUIT LIQUID-TIGHT UL NON-METALLIC TYPE B



Flexible non-metallic raceway for protection of electrical conductors from liquids, abrasion and weather

**Material:** Integral and Rigid PVC

**Certifications:** UL Listed

**Features:** Resists corrosion, abrasion, oil, water, acid, sunlight and rough environments. For outdoor use. Approved for direct burial.

**Notes:** UL Rating 80°C Dry, 60° Wet, 70° Oil Resistant. CSA -18°C to 70°C.



ITEM#	TRADE SIZE	LENGTH (feet)	PACKING	INNER QTY	MASTER QTY
600130	3/8"	100	COIL	N/A	100
600230	1/2"	100	COIL	N/A	100
600260	1/2"	1000	REEL	N/A	1000
600330	3/4"	100	COIL	N/A	100
600346	3/4"	700	REEL	N/A	700
600430	1"	100	COIL	N/A	100
600445	1"	500	REEL	N/A	500
600524	1-1/4"	50	COIL	N/A	50
600624	1-1/2"	50	COIL	N/A	50
600724	2"	50	COIL	N/A	50

### COMPUTER BLUE CONDUIT UL LIQUID-TIGHT



Flexible metallic raceway for protection of electrical conductors from liquids, abrasion and weather, under raised floors in data processing areas

**Material:** Steel Core, PVC Jacket

**Certifications:** UL Listed

**Features:** UL bonded strip 3/8" - 1-1/4" for grounding.

Liquid-tight. Flame retardant jacket. Suitable for use in raised computer room floors per NEC 645.5(D). Approved for direct burial applications, concrete and earth burial. Listed for use in hazardous locations.



ITEM#	TRADE SIZE	LENGTH (feet)	PACKING	INNER QTY	MASTER QTY
640230	1/2"	100	COIL	N/A	100
640245	1/2"	500	REEL	N/A	500
640330	3/4"	100	COIL	N/A	100
640345	3/4"	500	REEL	N/A	500
640430	1"	100	COIL	N/A	100
640524	1-1/4"	50	COIL	N/A	50



ITEM#	PAGE	ITEM#	PAGE	ITEM#	PAGE
0-CH	142	12P4I	198	104SW	4
0-WBA	142	12P24	200	123	144
0-WBAS	143	12P24SM	200	124	144
1-CH	142	16M	198	125	144
1-WBA	142	16M4I	198	126	144
1-WBAS	143	16M24	199	127	144
2-CH	142	16M24SM	200	128	144
2-WBA	142	16P	198	129	144
2-WBAS	143	16P4I	198	130	144, 145
2-1/2-CH	142	16P24	200	131	144, 145
2-1/2-WBA	142	16P24SM	188	132	144, 145
2-1/2-WBAS	143	20M	198	133	144, 145
3-CH	142	20M4I	198	134-1	67, 147
3-WBA	142	20M24	199	134-5	67, 147
3-WBAS	143	20M24SM	199	135-1	147
4-CH	142	20V-1	68, 149	140	174
4-WBA	142	20V-5	68, 149	141	174
4-WBAS	143	24M	198	142	174
4G16	190	24M4I	198	143	174
4G16BP	190	24M24	199	144	174
4G16H	190	24M24SM	199	145	174
4G8WH	191	25	152	150	174
4H24	193	26	152	151	174
4H58	193	27	152	152	174
4TGS	191	29	152	153	174
4TI	180	30-1	68, 149	154	174
4TI24	180	30-5	68, 149	155	174
4TIB	180	30-5M	68, 149	162	148
4VWN	191	30V-2	68, 148	164	148
4Z34	202	30V-5	68, 149	166	148
4Z34812M	202	30V-50	68, 149	170	175
4Z34BP	202	31-1	69, 149	171	175
5-CH	142	31-5	69, 149	172	175
5-WBA	142	31-5M	69, 149	173	175
5-WBAS	143	32-1	69, 150	174	175
6-CH	142	32M	198	175	175
6-WBA	142	32M24	199	176	175
6-WBAS	143	32M24SM	199	190	162
6M	198	32M4I	198	191	162
6M4I	198	34-1	69, 150	192	162
6M24	199	36-1	69, 150	211	34
7-CH	142	43	176	213	34
7-WBA	142	43-5P	176	220	147
7-WBAS	143	43-75	176	221	147
8-CH	142	43-100	176	222	147
8-WBA	142	81	154	223	147
8-WBAS	143	90	161	250	153
8P	198	92	161	251	153
8P4I	198	100-IC	11	260	146
8P24	200	101S-IC	11	261	146
8P24SM	200	102	156	262	146
9-CH	142	103	175	263	146
9-WBA	142	103S-B	11	264	146
9-WBAS	143	104	4	331	153
12P	198	104-DISPLAY	4	332	153

## item index

ITEM#	PAGE	ITEM#	PAGE	ITEM#	PAGE
333	153	550	25	1178	154
334	153	551	25	1179	154
335	153	552	25	1179A	154
336	153	553	25	1179B	154
337	153	554	25	1180	154
338	153	555	25	1200	66
339	153	600	150	1201	66
340	153	605	150	1202	66
341	153	615	150	1600	150
341-P	153	680	148	1600-CS	151
342	153	698	148	1605	150
342-P	153	699	148	1605-CS	151
343	153	700	143	1615	150
343-P	153	701	143	1615-CS	151
344	153	702	143	1701	145
344-P	153	703	143	1701-BS	146
345	153	704	143	1702	145
345-P	153	705	143	1702-BS	146
346	153	706	143	1703	145
346-P	153	766A	183	1704	145
347	153	780	175	1705	145
347-P	153	781	175	1706	145
348	153	782	175	1707	145
348-P	153	801	144	1708	145
349	153	802	144	1709	145
349-P	153	803	144	1710	145
350	153	804	144	1720	152
350-P	153	805	144	1722	152
361	146	806	144	1724	152
362	146	807	144	1726	152
363	146	808	144	1735	152
364	146	809	144	1738	152
370	161	810	144	1740	152
371	161	811	144	1743	152
372	161	812	144	1780	151
373	161	812M	198	1780-UV	151
374	161	812M4I	198	1782	151
375	161	812M24	199	1782-UV	151
376	161	812M24BP	199	1783	151
377	161	812M24SM	199	1783-UV	151
378	161	812M58	199	1784	151
379	161	1124	145	1784-UV	151
416	156	1125	145	1785	151
420	156	1126	145	1785-UV	151
428	156	1127	145	1786	151
430	156	1128	145	1786-UV	151
449	188	1129	145	1787	151
512	192	1170	154	1787-UV	151
512A	192	1171	154	1900	168
512HD	192	1172	154	1901	169
512HDBP	192	1173	154	1905	169
515	189	1174	154	3010	60
515A	189	1175	154	3010-B	60
517A	189	1176	154	3011	60
520	189	1177	154	3011-B	60

ITEM#	PAGE	ITEM#	PAGE	ITEM#	PAGE
3012	60	560822	209	640330	213
3012-B	60	560922	209	640345	213
3013	60	561022	209	640430	213
3014	60	561122	209	640524	213
520130	210	600130	213	AB	180
520142	210	600230	213	AF14	181
520160	210	600260	213	AN-50-CL	134
520330	210	600330	213	AN-75-CL	134
520360	210	600346	213	AN-100-CL	134
520430	210	600430	213	AN-125-CL	134
520445	210	600445	213	AN-150-CL	134
520524	210	600524	213	AN-200-CL	135
520580	210	600624	213	AN-250-CL	135
520624	210	600724	213	AN-300-CL	135
520640	210	610130	211	AN-350-CL	135
520722	210	610160	211	AN-400-CL	135
520822	210	610230	211	AN-500-CL	135
520922	210	610245	211	AN-600-CL	135
521022	210	610260	211	AN-50150	134
521122	210	610330	211	AN-50200	134
521222	210	610345	211	AN-50250	134
550122	208	610430	211	AN-50300	134
550130	208	610441	211	AN-50350	134
550142	208	610524	211	AN-50400	134
550145	208	610540	211	AN-50500	134
550160	208	610624	211	AN-50600	134
550224	208	610635	211	AN-50800	134
550230	208	610724	211	AN-75150	134
550245	208	610730	211	AN-75200	134
550260	208	610822	211	AN-75250	134
550322	208	610922	211	AN-75300	134
550330	208	611022	211	AN-75350	134
550345	208	612022	211	AN-75400	134
550424	208	620130	212	AN-75500	134
550480	208	620160	212	AN-75600	134
550524	208	620230	212	AN-75800	134
550540	208	620245	212	AN-501000	134
550622	208	620260	212	AN-501200	134
550722	208	620330	212	AN-751000	134
550822	208	620345	212	AN-751200	134
550922	208	620360	212	AN-100200	134
551022	208	620430	212	AN-100250	134
551122	208	620441	212	AN-100300	134
560130	209	620524	212	AN-100350	134
560160	209	620540	212	AN-100400	134
560230	209	620624	212	AN-100500	134
560245	209	620635	212	AN-100600	134
560260	209	620724	212	AN-100800	134
560330	209	620730	212	AN-125200	134
560345	209	620822	212	AN-125250	134
560424	209	620922	212	AN-125300	134
560480	209	621022	212	AN-125350	134
560524	209	622022	212	AN-125400	134
560622	209	640230	213	AN-125500	134
560722	209	640245	213	AN-125600	134

## item index

ITEM#	PAGE	ITEM#	PAGE	ITEM#	PAGE
AN-125800	134	AN-3501200	135	BC24M	194
AN-150200	134	AN-4001000	135	BC24MSM	194
AN-150250	134	AN-4001200	135	BC32M	194
AN-150300	134	AN-5001000	135	BC32MSM	194
AN-150350	134	AN-5001200	135	BC200	193
AN-150400	134	AN-6001000	135	BC200CD0B	193
AN-150500	134	AN-6001200	135	BC200CD1B	193
AN-150600	134	AOL12P	202	BC200CD2B	193
AN-150800	134	ARC-50	137	BC200CD2.5B	193
AN-200250	135	ARC-75	137	BC200CD3B	193
AN-200300	135	ARC-100	137	BC200CD4B	193
AN-200350	135	ARC-125	137	BC200CD5B	193
AN-200400	135	ARC-150	137	BC400	193
AN-200500	135	ARC-200	137	BC812M	188
AN-200600	135	ARC-250	137	BC812MSM	188
AN-200800	135	ARC-300	137	CAP-50	39
AN-250300	135	ARC-350	137	CAP-75	39
AN-250350	135	ARC-400	137	CAP-100	39
AN-250400	135	ARC-500	137	CAP-125	39
AN-250500	135	ARC-600	137	CAP-150	39
AN-250600	135	ASB-1/0	81	CAP-200	39
AN-250800	135	ASB-2	81	CAP-250	39
AN-300300	135	ASB-2/0	81	CAP-300	39
AN-300350	135	ASB-3	81	CAP-350	39
AN-300400	135	ASB-3/0	81	CAP-400	39
AN-300500	135	ASB-4	81	CAT12	184
AN-300600	135	ASB-4/0	81	CAT124Z34	184
AN-300800	135	ASB-6	81	CAT200CM	184
AN-350400	135	ASB-8	81	CAT21	184
AN-350500	135	ASB-10	81	CAT32	184
AN-350600	135	ASB-350	81	CAT64	184
AN-350800	135	ASB-500	81	CATMTLS	185
AN-400400	135	ASB-750	81	CATMTP	185
AN-400500	135	ASB-1000	81	CB-50	21
AN-400600	135	ASBC-1/0	80	CB-75	21
AN-400800	135	ASBC-2/0	80	CB-100	21
AN-500500	135	ASBC-4/0	80	CB-125	21
AN-500600	135	ASBC-350	80	CB-150	21
AN-500800	135	ASBC-500	80	CB-200	21
AN-600500	135	ASR-1/0	81	CB-250	21
AN-600600	135	ASR-2	81	CB-300	21
AN-600600	135	ASR-250	81	CB-350	21
AN-1001000	134	ATA4I	190	CB-400	21
AN-1001200	134	ATS4I	190	CBGI-50	23
AN-1251000	134	B-102	156	CBGI-75	23
AN-1251200	134	B-85-4	78	CBGI-100	23
AN-1501000	134	BC	194	CBGI-125	23
AN-1501200	134	BC8P	194	CBGI-150	23
AN-2001000	135	BC8PSM	194	CBGI-200	23
AN-2001200	135	BC12P	194	CBGI-250	23
AN-2501000	135	BC12PSM	194	CBGI-300	23
AN-2501200	135	BC16M	194	CBGI-350	23
AN-3001000	135	BC16MSM	194	CBGI-400	23
AN-3001200	135	BC20M	194	CBI-50	22
AN-3501000	135	BC20MSM	194	CBI-75	22

ITEM#	PAGE	ITEM#	PAGE	ITEM#	PAGE
CBI-100	22	ELA-20090	136	ELE-25011	131
CBI-125	22	ELA-25045	136	ELE-25015	131
CBI-150	22	ELA-25090	136	ELE-25022	131
CBI-200	22	ELA-30045	136	ELE-25030	131
CBI-250	22	ELA-30090	136	ELE-25045	130
CBI-300	22	ELA-35045	136	ELE-25060	131
CBI-350	22	ELA-35090	136	ELE-25090	130
CBI-400	22	ELA-40045	136	ELE-30011	131
CD0B	200	ELA-40090	136	ELE-30015	131
CD0BBP	200	ELA-50045	136	ELE-30022	131
CD1B	200	ELA-50090	136	ELE-30030	131
CD1BBP	200	ELA-60045	136	ELE-30045	130
CD2B	200	ELA-60090	136	ELE-30060	131
CD3B	200	ELE-5011	129	ELE-30090	130
CD4B	200	ELE-5015	131	ELE-35011	131
CD5B	200	ELE-5022	131	ELE-35015	131
CD6B	200	ELE-5030	131	ELE-35022	131
CG4	187	ELE-5045	130	ELE-35030	131
CHB	192	ELE-5060	131	ELE-35045	130
CJ6	183	ELE-5090	130	ELE-35060	131
CJ6S	183	ELE-7511	131	ELE-35090	130
CNN-025	156	ELE-7515	131	ELE-40011	131
CNN-038	156	ELE-7522	131	ELE-40015	131
CNR-025	156	ELE-7530	131	ELE-40022	131
CNR-038	156	ELE-7545	130	ELE-40030	131
CPB-50	24	ELE-7460	131	ELE-40045	130
CPB-75	24	ELE-7590	130	ELE-40060	131
CPB-100	24	ELE-10011	131	ELE-40090	130
CPB-125	24	ELE-10015	131	ELR-5011	127
CPB-150	24	ELE-10022	131	ELR-5015	127
CPB-200	24	ELE-10030	131	ELR-5022	127
CPB-250	24	ELE-10045	130	ELR-5030	127
CPB-300	24	ELE-10060	131	ELR-5045	126
CPB-350	24	ELE-10090	130	ELR-5060	127
CPB-400	24	ELE-12511	131	ELR-5090	126
CPB-500	24	ELE-12515	131	ELR-7511	127
CPB-600	24	ELE-12522	131	ELR-7515	127
CS812	188	ELE-12530	131	ELR-7522	127
CS812D	188	ELE-12545	130	ELR-7530	127
DSB	196	ELE-12560	131	ELR-7545	126
DSI2A	196	ELE-12590	130	ELR-7560	127
DSI2ABP	196	ELE-15011	131	ELR-7590	126
EL-1	10	ELE-15015	131	ELR-10011	127
EL-2	10	ELE-15022	131	ELR-10015	127
ELA-5045	136	ELE-15030	131	ELR-10022	127
ELA-5090	136	ELE-15045	130	ELR-10030	127
ELA-7545	136	ELE-15060	131	ELR-10045	126
ELA-7590	136	ELE-15090	130	ELR-10060	127
ELA-10045	136	ELE-20011	131	ELR-10090	126
ELA-10090	136	ELE-20015	131	ELR-12511	127
ELA-12545	136	ELE-20022	131	ELR-12515	127
ELA-12590	136	ELE-20030	131	ELR-12522	127
ELA-15045	136	ELE-20045	130	ELR-12530	127
ELA-15090	136	ELE-20060	131	ELR-12545	126
ELA-20045	136	ELE-20090	130	ELR-12560	127

## item index

ITEM#	PAGE	ITEM#	PAGE	ITEM#	PAGE
ELR-12590	126	ELR-1009012	128	ELR-3509048	129
ELR-15011	127	ELR-1009015	128	ELR-4009012	128
ELR-15015	127	ELR-1009018	128	ELR-4009015	128
ELR-15022	127	ELR-1009024	128	ELR-4009018	128
ELR-15030	127	ELR-1009030	129	ELR-4009024	128
ELR-15045	126	ELR-1009036	129	ELR-4009030	129
ELR-15060	127	ELR-1009042	129	ELR-4009036	129
ELR-15090	126	ELR-1009048	129	ELR-4009042	129
ELR-20011	127	ELR-1259012	128	ELR-4009048	129
ELR-20015	127	ELR-1259015	128	ELR-4009012	128
ELR-20022	127	ELR-1259018	128	ELR-4009015	128
ELR-20030	127	ELR-1259024	128	ELR-4009018	128
ELR-20045	126	ELR-1259030	129	ELR-4009024	128
ELR-20060	127	ELR-1259036	129	ELR-4009030	129
ELR-20090	126	ELR-1259042	129	ELR-4009036	129
ELR-25011	127	ELR-1259048	129	ELR-4009042	129
ELR-25015	127	ELR-1509012	128	ELR-4009048	129
ELR-25022	127	ELR-1509015	128	ELR-5009012	128
ELR-25030	127	ELR-1509018	128	ELR-5009018	128
ELR-25045	126	ELR-1509024	128	ELR-5009024	128
ELR-25060	127	ELR-1509030	129	ELR-5009030	129
ELR-25090	126	ELR-1509036	129	ELR-5009036	129
ELR-30011	127	ELR-1509042	129	ELR-5009042	129
ELR-30015	127	ELR-1509048	129	ELR-5009048	129
ELR-30022	127	ELR-2009012	128	ELR-6009012	128
ELR-30030	127	ELR-2009015	128	ELR-6009015	128
ELR-30045	126	ELR-2009018	128	ELR-6009018	128
ELR-30060	127	ELR-2009024	128	ELR-6009024	128
ELR-30090	126	ELR-2009030	129	ELR-6009030	129
ELR-35011	127	ELR-2009036	129	ELR-6009036	129
ELR-35015	127	ELR-2009042	129	ELR-6009042	129
ELR-35022	127	ELR-2009048	129	ELR-6009048	129
ELR-35030	127	ELR-2509012	128	ESG1	182
ELR-35045	126	ELR-2509015	128	ESG1BP	182
ELR-35060	127	ELR-2509018	128	ESG1M	182
ELR-35090	126	ELR-2509024	128	FB812M	184
ELR-40011	127	ELR-2509030	129	GC	176
ELR-40015	127	ELR-2509036	129	GRC-1	79
ELR-40022	127	ELR-2509042	129	GRC-2	79
ELR-40030	127	ELR-2509048	129	GRC-3	79
ELR-40045	126	ELR-3009012	128	GS-1	79
ELR-40060	127	ELR-3009015	128	GSP	176
ELR-40090	126	ELR-3009018	128	GSS	176
ELR-50011	127	ELR-3009024	128	GSW	176
ELR-50015	127	ELR-3009030	129	H4	186
ELR-50030	127	ELR-3009036	129	H6	186
ELR-50045	126	ELR-3009042	129	H23	186
ELR-50060	127	ELR-3009048	129	IDS	190
ELR-50090	126	ELR-3509012	128	IL-21	30
ELR-60011	127	ELR-3509015	128	IL-23	30
ELR-60015	127	ELR-3509018	128	IL-25	30
ELR-60030	127	ELR-3509024	128	IL-27	30
ELR-60045	126	ELR-3509030	129	IL-29	30
ELR-60060	127	ELR-3509036	129	IL-31	30
ELR-60090	126	ELR-3509042	129	IL-33	30

ITEM#	PAGE	ITEM#	PAGE	ITEM#	PAGE
IL-35	30	IML-42-5	52	L-30	32
IL-37	30	IML-42-6	52	L-31	32
IL-39	30	IML-42-7	52	L-32	32
IL-42-1	50	IML-42-8	52	L-33	32
IL-42-2	50	IML-42-9	52	L-34	32
IL-42-3	50	IML-42-10	52	L-35	32
IL-42-4	50	IML-110	53	L-36	32
IL-42-5	50	IML-110-1	53	L-37	32
IL-42-6	50	IML-110-2	53	L-37-1	30
IL-42-7	50	IML-110-3	53	L-37-2	30
IL-42-8	50	IML-110-4	53	L-38	32
IL-42-9	50	IML-110-5	53	L-39	32
IL-42-10	50	IML-110-6	53	L-40	32
IL-44-1	53	IML-110-7	53	L-40-1	21
IL-44-2	53	IML-110-8	53	L-40-2	21
IL-44-3	53	IML-110-9	53	L-40-3	21
IL-44-4	53	IML-110-10	53	L-40-4	21
IL-44-5	53	IML-701	20	L-40-5	21
IL-44-6	53	IML-702	20	L-40-6	21
IL-110	51	IML-703	20	L-41-1	50
IL-110-1	51	IML-704	20	L-42	50
IL-110-2	51	IML-705	20	L-42-1	50
IL-110-3	51	IML-706	20	L-42-2	50
IL-110-4	51	IML-707	20	L-42-3	50
IL-110-5	51	IML-708	20	L-42-4	50
IL-110-6	51	IML-709	20	L-42-5	50
IL-110-7	51	IML-710	20	L-42-6	50
IL-110-8	51	IML-711	20	L-42-7	50
IL-110-9	51	IML-712	20	L-42-8	50
IL-110-10	51	ISN375	203	L-42-9	50
IL-121	30	K8	201	L-42-10	50
IL-123	30	K12	201	L-44	53
IL-125	30	K12BP	201	L-44-1	53
IL-127	30	K16	201	L-44-2	53
IL-129	30	KX	201	L-44-3	53
IL-131	30	KXBP	201	L-44-4	53
IL-133	30	L-15	64	L-44-5	53
IL-135	30	L-16	64	L-44-6	53
IL-137	30	L-17	64	L-45-1	60
IL-139	30	L-18	64	L-45-2	60
IL-701	20	L-21	32	L-45-3	60
IL-702	20	L-21RT	34	L-45-4	60
IL-703	20	L-22	32	L-45-5	60
IL-704	20	L-22RT	34	L-45-6	60
IL-705	20	L-23	32	L-48-1	55
IL-706	20	L-23RT	34	L-48-2	55
IL-707	20	L-24	32	L-49-1	38, 59
IL-708	20	L-24RT	34	L-49-2	38, 59
IL-709	20	L-25	32	L-51	55, 64
IL-710	20	L-25RT	34	L-57	55, 64
IML-42	52	L-26	32	L-58	57
IML-42-1	52	L-26RT	34	L-64-1LN	177
IML-42-2	52	L-27	32	L-64-2LN	177
IML-42-3	52	L-28	32	L-67	54
IML-42-4	52	L-29	32	L-68	54

## item index

ITEM#	PAGE	ITEM#	PAGE	ITEM#	PAGE
L-69	54	L-160-B	78	L-902	163
L-70	54	L-160-BS	78	L-903	163
L-104	64	L-160-C	78	L-903-XL	163
L-105	64	L-160-DB	78	L-904	163
L-106	64	L-162-B	79	L-905	163
L-107	64	L-163	78	L-905-XL	163
L-108	64	L-180-2B	78	L-1106	65
L-110	51	L-180-2BS	78	L-1106-R	65
L-110-1	51	L-182-B	79	L-1107	65
L-110-2	51	L-184	78	L-1107-R	65
L-110-3	51	L-244-1	36	L-1108	65
L-110-4	51	L-244-2	36	L-1108-R	65
L-110-5	51	L-500	17	LA-50	120
L-110-6	51	L-501	17	LA-75	120
L-110-7	51	L-502	17	LA-100	120
L-110-8	51	L-503	17	LA-125	120
L-110-9	51	L-504	17	LA-200	120
L-110-10	51	L-505	17	LA-250	120
L-121	30	L-506	17	LA-350	120
L-122	30	L-507	17	LB-50	108
L-123	30	L-508	17	LB-50-CB	115
L-124	30	L-509	17	LB-75	108
L-125	30	L-510	17	LB-75-CB	115
L-126	30	L-511	17	LB-100	108
L-127	30	L-701	20	LB-100-CB	115
L-128	30	L-702	20	LB-125	108
L-129	30	L-703	20	LB-125-CB	115
L-130	30	L-704	20	LB-150	108
L-131	30	L-705	20	LB-150-CB	115
L-132	30	L-706	20	LB-200	108
L-133	30	L-707	20	LB-200-CB	115
L-134	30	L-708	20	LB-250	108
L-135	30	L-709	20	LB-300	108
L-136	30	L-710	20	LB-350	108
L-137	30	L-800-CL	160	LB-400	108
L-138	30	L-800-V	160	LBE-50	113
L-139	30	L-801-CL	160	LBE-75	113
L-140	30	L-801-V	160	LBE-100	113
L-141-1	18	L-802-CL	160	LBE-125	113
L-141-2	18	L-802-V	160	LBE-150	113
L-142-1	18	L-803-CL	160	LBE-200	113
L-142-2	18	L-803-V	160	LBLA-50	108
L-143-1	36	L-804-CL	160	LBLA-50-CB	115
L-143-2	36	L-804-V	160	LBLA-75	108
L-144-1	37	L-805-CL	160	LBLA-75-CB	115
L-144-2	37	L-805-M	161	LBLA-100	108
L-153	38, 60	L-805-V	160	LBLA-100-CB	115
L-153-1	38, 60	L-806-CL	160	LBLA-125	108
L-153-2	38, 60	L-806-M	161	LBLA-125-CB	115
L-158	55	L-807-CL	160	LBLA-150	108
L-159	55	L-808-CL	160	LBLA-150-CB	115
L-160	78	L-809-CL	160	LBLA-200	108
L-160-1BH	79	L-809-M	161	LBLA-200-CB	115
L-160-2BH	79	L-900	163	LBLA-250	108
L-160-3BH	79	L-901	163	LBLA-300	108



ITEM#	PAGE	ITEM#	PAGE	ITEM#	PAGE
LBLA-350	108	LCM-100	110	LLE-50	114
LBLA-400	108	LCM-125	110	LLE-75	114
LBM-50	111	LCM-150	110	LLE-100	114
LBM-75	111	LCM-200	110	LLE-125	114
LBM-100	111	LCM-250	110	LLE-150	114
LBM-125	111	LCM-300	110	LLE-200	114
LBM-150	111	LCM-350	110	LLLA-50	109
LBM-200	111	LCM-400	110	LLLA-50-CB	115
LBM-250	111	LF-50	121	LLLA-75	109
LBM-300	111	LF-75	121	LLLA-75-CB	115
LBM-350	111	LF-100	121	LLLA-100	109
LBM-400	111	LF-125	121	LLLA-100-CB	115
LBMO-125	162	LF-200	121	LLLA-125	109
LBMO-150	162	LF-250	121	LLLA-125-CB	115
LBMO-200	162	LF-350	121	LLLA-150	109
LC-50	108	LFC	182	LLLA-150-CB	115
LC-50-CB	114	LFN-50	121	LLLA-200	109
LC-75	108	LFN-75	121	LLLA-200-CB	115
LC-75-CB	114	LFN-100	121	LLLA-250	109
LC-100	108	LFN-125	121	LLLA-300	109
LC-100-CB	114	LFN-200	121	LLLA-350	109
LC-125	108	LFN-250	121	LLLA-400	109
LC-125-CB	114	LFN-350	121	LLM-50	111
LC-150	108	LG-141-1	18	LLM-75	111
LC-150-CB	114	LG-141-2	18	LLM-100	111
LC-200	108	LG-141-3	18	LLM-125	111
LC-200-CB	114	LG-141-4	18	LLM-150	111
LC-250	108	LG-142-1	18	LLM-200	111
LC-300	108	LG-142-2	18	LLM-250	111
LC-350	108	LG-143-1	36	LLM-300	111
LC-400	108	LG-143-1-CB	19, 37	LLM-350	111
LCE-50	113	LG-143-2	36	LLM-400	111
LCE-75	113	LG-143-2-CB	19, 37	LM-50	121
LCE-100	113	LG-144-1	37	LM-75	121
LCE-125	113	LG-144-1-CB	19, 37	LM-100	121
LCE-150	113	LG-144-2	37	LM-200	121
LCE-200	113	LG-144-2-CB	19, 37	LM-125150	121
LCLA-50	108	LG-144-3	37	LM-250300	121
LCLA-50-CB	114	LG-144-4	37	LM-350400	121
LCLA-75	108	LL-50	109	LN-50	26
LCLA-75-CB	114	LL-50-CB	115	LN-75	26
LCLA-100	108	LL-75	109	LN-100	26
LCLA-100-CB	114	LL-75-CB	115	LN-125	26
LCLA-125	108	LL-100	109	LN-150	26
LCLA-125-CB	114	LL-100-CB	115	LN-200	26
LCLA-150	108	LL-125	109	LN-250	26
LCLA-150-CB	114	LL-125-CB	115	LN-300	26
LCLA-200	108	LL-150	109	LN-350	26
LCLA-200-CB	114	LL-150-CB	115	LN-400	26
LCLA-250	108	LL-200	109	LNM-51	65
LCLA-300	108	LL-200-CB	114	LNS-38	26
LCLA-350	108	LL-250	109	LNS-50	26
LCLA-400	108	LL-300	109	LNS-50UL	26
LCM-50	110	LL-350	109	LNS-50-G	27
LCM-75	110	LL-400	109	LNS-50-I	27

## item index

ITEM#	PAGE	ITEM#	PAGE	ITEM#	PAGE
LNS-75	26	LQA-1300-I	42	LRB-36	25
LNS-75UL	26	LQA-1350-I	42	LRB-37	25
LNS-75-G	27	LQA-1400-I	42	LRE-50	114
LNS-75-I	27	LQA-9038	42	LRE-75	114
LNS-100	26	LQA-9038-I	42	LRE-100	114
LNS-100UL	26	LQA-9050	42	LRE-125	114
LNS-100-G	27	LQA-9050-I	42	LRE-150	114
LNS-100-I	27	LQA-9075	42	LRE-200	114
LNS-125	26	LQA-9075-I	42	LRLA-50	109
LNS-125UL	26	LQA-9100	42	LRLA-50-CB	116
LNS-125-G	27	LQA-9100-I	42	LRLA-75	109
LNS-125-I	27	LQA-9125	42	LRLA-75-CB	116
LNS-150	26	LQA-9125-I	42	LRLA-100	109
LNS-150UL	26	LQA-9150	42	LRLA-100-CB	116
LNS-150-G	27	LQA-9150-I	42	LRLA-125	109
LNS-150-I	27	LQA-9200	42	LRLA-125-CB	116
LNS-200	26	LQA-9200-I	42	LRLA-150	109
LNS-200UL	26	LQA-9250-I	42	LRLA-150-CB	116
LNS-200-G	27	LQA-9300-I	42	LRLA-200	109
LNS-200-I	27	LQA-9350-I	42	LRLA-200-CB	116
LNS-250	26	LQA-9400-I	42	LRLA-250	109
LNS-250UL	26	LR-50	109	LRLA-300	109
LNS-250-G	27	LR-50-CB	116	LRLA-350	109
LNS-250-I	27	LR-75	109	LRLA-400	109
LNS-300	26	LR-75-CB	116	LRM-50	112
LNS-300UL	26	LR-100	109	LRM-75	112
LNS-300-G	27	LR-100-CB	116	LRM-100	112
LNS-300-I	27	LR-125	109	LRM-125	112
LNS-350	26	LR-125-CB	116	LRM-150	112
LNS-350UL	26	LR-150	109	LRM-200	112
LNS-350-G	27	LR-150-CB	116	LRM-250	112
LNS-350-I	27	LR-200	109	LRM-300	112
LNS-400	26	LR-200-CB	116	LRM-350	112
LNS-400UL	26	LR-250	109	LRM-400	112
LNS-400-G	27	LR-300	109	LS-50	120
LNS-400-I	27	LR-350	109	LS-50-D	120
LNS-500	26	LR-400	109	LS-75	120
LNS-500UL	26	LRB-2	25	LS-75-D	120
LNS-600	26	LRB-3	25	LS-100	120
LNS-600UL	26	LRB-4	25	LS-100-D	120
LQA-1038	42	LRB-5	25	LS-125	120
LQA-1038-I	42	LRB-6	25	LS-125-D	120
LQA-1050	42	LRB-7	25	LS-200	120
LQA-1050-I	42	LRB-8	25	LS-200-D	120
LQA-1075	42	LRB-9	25	LS-250	120
LQA-1075-I	42	LRB-10	25	LS-250-D	120
LQA-1100	42	LRB-11	25	LS-350-D	120
LQA-1100-I	42	LRB-14	25	LT-50	110
LQA-1125	42	LRB-15	25	LT-50-CB	116
LQA-1125-I	42	LRB-16	25	LT-75	110
LQA-1150	42	LRB-21	25	LT-75-CB	116
LQA-1150-I	42	LRB-22	25	LT-100	110
LQA-1200	42	LRB-28	25	LT-100-CB	116
LQA-1200-I	42	LRB-29	25	LT-125	110
LQA-1250-I	42	LRB-33	25	LT-125-CB	116

ITEM#	PAGE	ITEM#	PAGE	ITEM#	PAGE
LT-150	110	LWC-1502	166	MCBGI-500	24
LT-150-CB	116	LWC-2001	166	MCBGI-600	24
LT-200	110	LWC-2002	166	MCBI-50	23
LT-200-CB	116	LWC-2003	166	MCBI-75	23
LT-250	110	LWC-2004	166	MCBI-100	23
LT-300	110	LWC-2004-N	166	MCBI-125	23
LT-350	110	LWH-50	165	MCBI-150	23
LT-400	110	LWH-75	165	MCBI-200	23
LTBM-50	112	LWH-100	165	MCBI-250	23
LTBM-75	112	LWH-125	165	MCBI-300	23
LTBM-100	112	LWH-150	165	MCBI-350	23
LTBM-125	112	LWH-200	165	MCBI-400	23
LTBM-150	112	LWH-250	165	MCBI-500	23
LTBM-200	112	LWH-300	165	MCBI-600	23
LTE-50	113	LWH-350	165	MCG-50A250	72
LTE-75	113	LWH-400	165	MCG-50A350	72
LTE-100	113	M24	195	MCG-50A450	72
LTE-125	113	M24S	195	MCG-50A560	72
LTE-150	113	M58	195	MCG-50A650	72
LTE-200	113	M912	195	MCG-75A250	72
LTLA-50	110	MAC2	202	MCG-75A350	72
LTLA-50-CB	116	MAFC-50	56	MCG-75A450	72
LTLA-75	110	MAFC-52	56	MCG-75A560	72
LTLA-75-CB	116	MAFC-75	56	MCG-75A650	72
LTLA-100	110	MAG840	140	MCG-75B750	72
LTLA-100-CB	116	MAK6-4	140	MCG-75B850	72
LTLA-125	110	MBD214-1	140	MCG-100B560	72
LTLA-125-CB	116	MBR420	157	MCG-100B650	72
LTLA-150	110	MBR432	157	MCG-100B750	72
LTLA-150-CB	116	MBR220	157	MCG-100B850	74
LTLA-200	110	MBR232	157	MCG-100C950	74
LTLA-200-CB	116	MBR14WS20	157	MCG-100C1050	74
LTLA-250	110	MBR14WS32	157	MCG-125C850	74
LTLA-300	110	MBR2NT20	157	MCG-125C950	74
LTLA-350	110	MBR2NT32	157	MCG-125D1050	74
LTLA-400	110	MCB-50	22	MCG-125D1150	74
LTM-50	112	MCB-75	22	MCG-125D1250	74
LTM-75	112	MCB-100	22	MCG-125D1375	74
LTM-100	112	MCB-125	22	MCG-150D1050	74
LTM-125	112	MCB-150	22	MCG-150D1150	74
LTM-150	112	MCB-200	22	MCG-150D1250	74
LTM-200	112	MCB-250	22	MCG-150D1375	74
LTM-250	112	MCB-300	22	MSC38	54
LTM-300	112	MCB-350	22	MDB-38B	57
LTM-350	112	MCB-400	22	MDB-50B	57
LTM-400	112	MCBGI-50	24	MDB-75B	57
LWC-05014	166	MCBGI-75	24	MDB-100B	57
LWC-07514	166	MCBGI-100	24	MDB-125B	57
LWC-1004	166	MCBGI-125	24	MDB-150B	57
LWC-1006	166	MCBGI-150	24	MDB-200B	57
LWC-1008	166	MCBGI-200	24	MDB-250B	57
LWC-1252	166	MCBGI-250	24	MDB-300B	57
LWC-1252-N	166	MCBGI-300	24	MDB-350B	57
LWC-1253	166	MCBGI-350	24	MDB-3845-B	58
LWC-1501	166	MCBGI-400	24	MDB-3890-B	58

## item index

ITEM#	PAGE	ITEM#	PAGE	ITEM#	PAGE
MDB-400B	57	MECR-753-B	35	MES-760-5P	31
MDB-5045-B	58	MECR-754	35	MES-761	31
MDB-5090-B	58	MECR-754-B	35	MES-761-3P	31
MDB-7545-B	58	MECR-755	35	MES-762	31
MDB-7590-B	58	MECR-755-B	35	MES-763	31
MDB-10090-B	58	MECR-756	35	MES-764	31
MDBC-38	59	MECR-756-B	35	MES-765	31
MDBC-50	59	MECR-757	35	MES-766	31
MDBC-75	59	MECR-757-B	35	MES-767	31
MDBS-38	59	MECR-758	35	MES-768	31
MDBS-50	59	MECR-758-B	35	MES-769	31
MDBS-75	59	MECR-759	35	MFHR50-75	155
MDS38	54	MECR-759-B	35	MFHS50-75	155
ME-3202	66	MECR-760	35	MH-AK02	140
ME-3300	66	MECR-761	35	MIBB	82
ME14	166	MECR-762	35	MJV-840	141
ME24	162	MECR-763	35	MKM28	140
ME256	162	MECR-764	35	MKM30	140
MEC-750	33	MECR-765	35	MKM32	140
MEC-750-B	33	MECR-766	35	ML-40-1	21
MEC-751	33	MECR-767	35	ML-40-2	21
MEC-751-B	33	MECR-768	35	ML-40-3	21
MEC-752	33	MECR-769	35	ML-40-4	21
MEC-752-B	33	MEIBB	82	ML-42	52
MEC-753	33	MER-50	17	ML-42-1	52
MEC-753-B	33	MER-75	17	ML-42-2	52
MEC-754	33	MERC-50	16, 39	ML-42-3	52
MEC-754-B	33	MERC-75	16, 39	ML-42-4	52
MEC-755	33	MERC-100	16, 39	ML-42-5	52
MEC-755-B	33	MERSS-50	16, 38	ML-42-6	52
MEC-756	33	MERSS-75	16, 38	ML-42-7	52
MEC-756-B	33	MERSS-100	16, 38	ML-42-8	52
MEC-757	33	MES-750	31	ML-42-9	52
MEC-757-B	33	MES-750-5P	31	ML-42-10	52
MEC-758	33	MES-750-B	31	ML-110	53
MEC-758-B	33	MES-751	31	ML-110-1	53
MEC-759	33	MES-751-4P	31	ML-110-2	53
MEC-759-B	33	MES-751-B	31	ML-110-3	53
MEC-760	33	MES-752	31	ML-110-4	53
MEC-761	33	MES-752-B	31	ML-110-5	53
MEC-762	33	MES-753	31	ML-110-6	53
MEC-763	33	MES-753-B	31	ML-110-7	53
MEC-764	33	MES-754	31	ML-110-8	53
MEC-765	33	MES-754-B	31	ML-110-9	53
MEC-766	33	MES-755	31	ML-110-10	53
MEC-767	33	MES-755-B	31	ML-141-1	18
MEC-768	33	MES-756	31	ML-141-2	18
MEC-769	33	MES-756-B	31	ML-141-3	18
MECR-750	35	MES-757	31	ML-141-4	18
MECR-750-B	35	MES-757-B	31	ML-141-5	18
MECR-751	35	MES-758	31	ML-141-6	18
MECR-751-B	35	MES-758-B	31	ML-142-1	19
MECR-752	35	MES-759	31	ML-142-2	19
MECR-752-B	35	MES-759-B	31	ML-142-3	19
MECR-753	35	MES-760	31	ML-142-4	19

ITEM#	PAGE	ITEM#	PAGE	ITEM#	PAGE
ML-142-5	19	MNT-2762	15	MRN236	141
ML-142-6	19	MNT-2763	15	MRN237	141
ML-701	20	MNT-2764	15	MS-AK01	140
ML-702	20	MNT-2765	15	MS-AK02LV	140
ML-703	20	MNT-2766	15	MS-AK250	140
ML-704	20	MNT-2767	15	MSB1G	172
ML-705	20	MNT-2768	15	MSB22+	172
ML-706	20	MNT-2769	15	MSB2G	172
ML-707	20	MP1	197	MSB3G	172
ML-708	20	MP1P	197	MSB4G	172
ML-709	20	MP1PBP	197	MSBFAN	172
ML-710	20	MP1S	185	MSBHW-D	5
ML-711	20	MP2	197	MSBHW12	5
ML-712	20	MP2S	185	MSBHW3	5
MLH	5	MPAL2	197	MSBHW6	5
MLT-EMT-50	36, 47	MPAL2BP	197	MSBHZ	172
MLT-EMT-75	36, 47	MPLS	197	MSBLV1G	173
MLT-EMT-100	36, 47	MPLS2	197	MSBLV2G	173
MLT-NT-50	16, 47	MPLS2BP	197	MSBMMSP1	173
MLWH-50	165	MPLSBP	197	MSBMMSP2	173
MLWH-75	165	MR-2	174	MSBMMSP3	173
MLWH-100	165	MR-3	174	MSBMMT1G	173
MLWH-125	165	MR-4	174	MSBMMT2G	173
MLWH-150	165	MR-5	174	MSBMMT3G	173
MLWH-200	165	MR-6	174	MSBMMT4G	173
MLWH-250	165	MR-7	174	MSBMMT5G	173
MLWH-300	165	MR-8	174	MSBMMT6G	173
MLWH-350	165	MR-9	174	MSBMMW	173
MLWH-400	165	MR-10	174	MSBRND	172
MLWH-500	165	MR-11	174	MSBTRAC1	4
MLWH-600	165	MR-12	174	MSF	185
MNPT-50	74	MR-13	174	MSFDM	9
MNPT-75	74	MR-14	174	MSNT-2750	14
MNT-2750	15	MR-15	174	MSNT-2750-B	14
MNT-2750-B	15	MR-16	174	MSNT-2751	14
MNT-2751	15	MR-17	174	MSNT-2751-B	14
MNT-2751-B	15	MR-18	174	MSNT-2752	14
MNT-2752	15	MR-19	174	MSNT-2752-B	14
MNT-2752-B	15	MR-20	174	MSNT-2753	14
MNT-2753	15	MR-21	174	MSNT-2753-B	14
MNT-2753-B	15	MR-22	174	MSNT-2754	14
MNT-2754	15	MR-23	174	MSNT-2754-B	14
MNT-2754-B	15	MR-24	174	MSNT-2755	14
MNT-2755	15	MR-25	174	MSNT-2755-B	14
MNT-2755-B	15	MR-26	174	MSNT-2760	14
MNT-2756	15	MR-27	174	MSNT-2761	14
MNT-2756-B	15	MR-28	174	MSNT-2762	14
MNT-2757	15	MR-29	174	MSNT-2763	14
MNT-2757-B	15	MR-35	174	MSNT-2764	14
MNT-2758	15	MR-36	174	MSNT-2765	14
MNT-2758-B	15	MR-37	174	MSP20	182
MNT-2759	15	MR-43	174	MSRFSB	9
MNT-2759-B	15	MR-44	174	MSRGLIDER	8
MNT-2760	15	MR-45	174	MSRGLIDERX2	8
MNT-2761	15	MR-46	174	MSRMK	9

## item index

ITEM#	PAGE	ITEM#	PAGE	ITEM#	PAGE
MSRMX	6	MSTR-350-A	43	MSTR-40090-B	44
MSRPRS	8	MSTR-350-B	43	MUF-50	167
MSRSD	6	MSTR-350-CL	43	MUF-75	167
MSRSK04-06	10	MSTR-400-A	43	MUN-125	88
MSRSK04-15	10	MSTR-400-B	43	MUN-150	88
MSRSK04-30	10	MSTR-400-CL	43	MUN-200	88
MSRSK06-10	10	MSTR-500-A	43	MUN-250	88
MSRSK06-15	10	MSTR-500-B	43	MUN-300	88
MSRSK11-15	10	MSTR-500-CL	43	MUN-400	88
MSRSK16-22	10	MSTR-600-A	43	MUNB-125	88
MSRSK16-30	10	MSTR-600-B	43	MUNB-200	88
MSRSK23-30	10	MSTR-600-CL	43	MUNC-125	88
MSRSS	7	MSTR-3845-A	45	MUNC-200	88
MSRTB	7	MSTR-3845-B	45	MWP	4
MSRTP	8	MSTR-3890-A	44	N-50-CL	124
MSTC-50	132	MSTR-3890-B	44	N-75-CL	124
MSTC-75	132	MSTR-5045-A	45	N-100-CL	124
MSTC-100	132	MSTR-5045-B	45	N-150-CL	124
MSTC-125	132	MSTR-5090-A	44	N-200-CL	125
MSTC-150	132	MSTR-5090-B	44	N-250-CL	125
MSTC-200	132	MSTR-7545-A	45	N-300-CL	125
MSTC-250	132	MSTR-7545-B	45	N-350-CL	125
MSTC-300	132	MSTR-7590-A	44	N-400-CL	125
MSTC-350	132	MSTR-7590-B	44	N-500-CL	125
MSTC-400	132	MSTR-10045-A	45	N-600-CL	125
MSTC-500	132	MSTR-10045-B	45	N-50150	124
MSTC-600	132	MSTR-10090-A	44	N-50200	124
MSTR-100	12	MSTR-10090-B	44	N-50250	124
MSTR-38-A	43	MSTR-12545-A	45	N-50300	124
MSTR-38-B	43	MSTR-12545-B	45	N-50350	124
MSTR-38-CL	43	MSTR-12590-A	44	N-50400	124
MSTR-50-A	43	MSTR-12590-B	44	N-50500	124
MSTR-50-B	43	MSTR-15045-A	45	N-50600	124
MSTR-50-CL	43	MSTR-15045-B	45	N-50700	124
MSTR-75-A	43	MSTR-15090-A	44	N-50800	124
MSTR-75-B	43	MSTR-15090-B	44	N-75150	124
MSTR-75-CL	43	MSTR-20045-A	45	N-75200	124
MSTR-100-A	43	MSTR-20045-B	45	N-75250	124
MSTR-100-B	43	MSTR-20090-A	44	N-75300	124
MSTR-100-CL	43	MSTR-20090-B	44	N-75350	124
MSTR-125-A	43	MSTR-25045-A	45	N-75400	124
MSTR-125-B	43	MSTR-25045-B	45	N-75500	124
MSTR-125-CL	43	MSTR-25090-A	44	N-75600	124
MSTR-150-A	43	MSTR-25090-B	44	N-75700	124
MSTR-150-B	43	MSTR-30045-A	45	N-75800	124
MSTR-200-A	43	MSTR-30045-B	45	N-100200	124
MSTR-200-B	43	MSTR-30090-A	44	N-100250	124
MSTR-200-CL	43	MSTR-30090-B	44	N-100300	124
MSTR-150-CL	43	MSTR-35045-A	45	N-100350	124
MSTR-250-A	43	MSTR-35045-B	45	N-100400	124
MSTR-250-B	43	MSTR-35090-A	44	N-100500	124
MSTR-250-CL	43	MSTR-35090-B	44	N-100600	124
MSTR-300-A	43	MSTR-40045-A	45	N-100700	124
MSTR-300-B	43	MSTR-40045-B	45	N-100800	124
MSTR-300-CL	43	MSTR-40090-A	44	N-125200	124

ITEM#	PAGE	ITEM#	PAGE	ITEM#	PAGE
N-125250	124	N-751200	124	P-125	164
N-125300	124	N-1001000	124	P-125-M	164
N-125350	124	N-1001200	124	P-150	164
N-125400	124	N-1251000	124	P-150-M	164
N-125500	124	N-1251200	124	P-150-X	164
N-125600	124	N-1501000	124	P-239	169
N-125800	124	N-1501200	124	P-240	169
N-150200	124	N-2001000	125	P-241	169
N-150250	124	N-2001200	125	P-339	168
N-150300	124	N-2501000	125	P-340	168
N-150350	124	N-2501200	125	P-342	168
N-150400	124	N-3001000	125	P-344	168
N-150500	124	N-3001200	125	P-400	169
N-150600	124	N-3501000	125	P-6001	105
N-150700	124	N-3501200	125	P-6002	105
N-150800	124	N-4001000	125	P-6003	105
N-200250	125	N-4001200	125	P-6004	105
N-200300	125	N-5001000	125	P-7001	105
N-200350	125	N-5001200	125	P-7002	105
N-200400	125	N-6001000	125	P-7003	105
N-200500	125	N-6001200	125	PBDC	103
N-200600	125	NMLQ-1038	46	PBS-200200	104
N-200700	125	NMLQ-1038-S	46	PBS-200300	104
N-200800	125	NMLQ-1050	46	PBS-300300	104
N-250300	125	NMLQ-1050-S	46	PBS-400200	104
N-250350	125	NMLQ-1075	46	PBS-400300	104
N-250400	125	NMLQ-1075-S	46	PBS-500150	104
N-250500	125	NMLQ-1100	46	PBS-500200	104
N-250600	125	NMLQ-1125	46	PBS-500300	104
N-250700	125	NMLQ-1150	46	PBS-600300	104
N-250800	125	NMLQ-1200	46	PBSC	103
N-300300	125	NMLQ-9038	46	PBSC-2	103
N-300350	125	NMLQ-9038-S	46	PC-50	99
N-300400	125	NMLQ-9050	46	PC-75	99
N-300500	125	NMLQ-9050-S	46	PC-100	99
N-300600	125	NMLQ-9075	46	PC-125	99
N-300800	125	NMLQ-9075-S	46	PC-150	99
N-350400	125	NMLQ-9100	46	PC-200	99
N-350500	125	NMLQ-9125	46	PC-250	99
N-350600	125	NMLQ-9150	46	PC-300	99
N-350800	125	NMLQ-9200	46	PC-350	99
N-400400	125	P-12	163	PC-400	99
N-400500	125	P-13	163	PC-500	99
N-400600	125	P-15	163	PC-600	99
N-400700	125	P-16	163	PCLA-50	95, 117
N-400800	125	P-18	163	PCLA-75	95, 117
N-500500	125	P-19	163	PCLA-100	95, 117
N-500600	125	P-20	163	PCLA-125	95, 117
N-500800	125	P-25	164	PCLA-150	95, 117
N-501000	125	P-26	164	PCLA-200	95, 117
N-501200	125	P-38	168	PCLA-250	95, 117
N-600500	125	P-39	168	PCLA-300	95, 117
N-600600	125	P-40	168	PCLA-350	95, 117
N-600800	125	P-41	168	PCLA-400	95, 117
N-751000	124	P-100	164	PDSC	103

## item index

ITEM#	PAGE	ITEM#	PAGE	ITEM#	PAGE
PEC-50	98	PFSS-50	102	PMEB-100	98
PEC-75	98	PFSS-75	102	PMEB-125	98
PEC-100	98	PGFSC	103	PMEB-150	98
PEC-125	98	PJB-442	101	PMEB-200	98
PEC-150	98	PJB-444	101	PMEB-250	98
PEC-200	98	PJB-552	101	PMEB-300	98
PEC-250	98	PJB-664	101	PMEB-350	98
PEC-300	98	PJB-666	101	PMEB-400	98
PEC-400	98	PJB-884	101	PMEB-500	98
PEC-500	98	PJB-887	101	PMEB-600	98
PEC-600	98	PJB-12124	101	PMH-50	104
PEJ-50	89	PJB-12126	101	PMH-75	104
PEJ-75	89	PJB-12128	101	PMH-100	104
PEJ-100	89	PJBA-50	101	PMH-125	104
PEJ-125	89	PJBA-75	101	PMH-150	104
PEJ-150	89	PJBA-100	101	PMH-200	104
PEJ-200	89	PJBA-125	101	PMH-250	104
PEJ-250	89	PJBA-150	101	PMH-300	104
PEJ-300	89	PJBA-200	101	PMH-350	104
PEJ-350	89	PJBA-250	101	PMH-400	104
PEJ-400	89	PJBA-300	101	PMO-125	100
PEJ-500	89	PJBA-350	101	PMO-200	100
PEL-5075	98	PJBA-400	101	POCT-400150	103
PELA-50	96, 118	PLBLA-50	95, 117	PRB-7550	99
PELA-75	96, 118	PLBLA-75	95, 117	PRB-10050	99
PELA-100	96, 118	PLBLA-100	95, 117	PRB-10075	99
PELA-125	96, 118	PLBLA-125	95, 117	PRB-12575	99
PELA-150	96, 118	PLBLA-150	95, 117	PRB-125100	99
PELA-200	96, 118	PLBLA-200	95, 117	PRB-150125	99
PELA-250	96, 118	PLBLA-250	95, 117	PRB-200125	99
PELA-300	96, 118	PLBLA-300	95, 117	PRB-200150	99
PELA-350	96, 118	PLBLA-350	95, 117	PRB-250200	99
PELA-400	96, 118	PLBLA-400	95, 117	PRB-300200	99
PFA-50	100	PLLLA-50	96, 118	PRB-300250	99
PFA-75	100	PLLLA-75	96, 118	PRB-400300	99
PFA-100	100	PLLLA-100	96, 118	PRB-400350	99
PFA-125	100	PLLLA-125	96, 118	PS-50	104
PFA-150	100	PLLLA-150	96, 118	PS-75	104
PFA-200	100	PLLLA-200	96, 118	PS-100	104
PFA-250	100	PLLLA-250	96, 118	PS-125	104
PFA-300	100	PLLLA-300	96, 118	PS-150	104
PFA-350	100	PLLLA-350	96, 118	PS-200	104
PFA-400	100	PLLLA-400	96, 118	PS-250	104
PFA-500	100	PLRLA-50	97, 119	PS-300	104
PFA-600	100	PLRLA-75	97, 119	PS-400	104
PFSC-3	102	PLRLA-100	97, 119	PS-500	104
PFSC-50	101	PLRLA-125	95, 119	PTA-50	100
PFSC-75	101	PLRLA-150	97, 119	PTA-75	100
PFSCC-3	102	PLRLA-200	97, 119	PTA-100	100
PFSCD-3	102	PLRLA-250	97, 119	PTA-125	100
PFSE-3	102	PLRLA-300	97, 119	PTA-150	100
PFSE-50	102	PLRLA-350	97, 119	PTA-200	100
PFSE-75	102	PLRLA-400	97, 119	PTA-250	100
PFSED-3	102	PMEB-50	98	PTA-300	100
PFSS-3	102	PMEB-75	98	PTA-350	100



ITEM#	PAGE	ITEM#	PAGE	ITEM#	PAGE
PTA-400	100	PVC-1009080	91	PVCB-15090	93
PTA-500	100	PVC-1254580	91	PVCB-20045	94
PTA-600	100	PVC-1259080	91	PVCB-20090	93
PTLA-50	97, 119	PVC-1504580	91	PVCB-25045	94
PTLA-75	97, 119	PVC-1509036	92	PVCB-25090	93
PTLA-100	97, 119	PVC-1509048	92	PVCB-30045	94
PTLA-125	97, 119	PVC-1509080	91	PVCB-30090	93
PTLA-150	97, 119	PVC-2004580	91	PVCB-35045	94
PTLA-200	97, 119	PVC-2009024	92	PVCB-35090	93
PTLA-250	97, 119	PVC-2009036	92	PVCB-40045	94
PTLA-300	97, 119	PVC-2009048	92	PVCB-40090	93
PTLA-350	97, 119	PVC-2009080	91	PVCB-2009024	94
PTLA-400	97, 119	PVC-2504580	91	PVCB-2009036	94
PTSC	103	PVC-2509024	92	PVCB-2009048	94
PVC-5030	90	PVC-2509036	92	PVCB-2509024	94
PVC-5045	90	PVC-2509048	92	PVCB-2509036	94
PVC-5090	89	PVC-2509080	91	PVCB-2509048	94
PVC-7530	90	PVC-3004580	91	PVCB-3009024	94
PVC-7545	90	PVC-3009024	92	PVCB-3009036	94
PVC-7590	89	PVC-3009036	92	PVCB-3009048	94
PVC-10030	90	PVC-3009048	92	PVCB-3509024	94
PVC-10045	90	PVC-3009080	91	PVCB-3509036	94
PVC-10090	89	PVC-3509024	92	PVCB-3509048	94
PVC-12530	90	PVC-3509036	92	PVCB-4009024	94
PVC-12545	90	PVC-3509048	92	PVCB-4009036	94
PVC-12590	89	PVC-4004580	91	PVCB-4009048	94
PVC-15030	90	PVC-4009024	92	PVS-200200	105
PVC-15045	90	PVC-4009036	92	PVS-200300	105
PVC-15090	89	PVC-4009048	92	PVS-300300	105
PVC-20030	90	PVC-4009080	91	PVS-400200	105
PVC-20045	90	PVC-5009036	92	PVS-400300	105
PVC-20090	89	PVC-5009048	92	PVS-500300	105
PVC-25030	90	PVC-6009036	92	PVS-600300	105
PVC-25045	90	PVC-6009048	92	PVSD-20	103
PVC-25090	89	PVC-20090248	93	PVTC-15	103
PVC-30030	90	PVC-20090368	93	PVTC-20	103
PVC-30045	90	PVC-20090488	93	PWDRC	103
PVC-30090	89	PVC-25090248	93	RBS16	186
PVC-35030	90	PVC-25090368	93	RBS24	186
PVC-35045	90	PVC-30090248	93	RC-50	132
PVC-35090	89	PVC-30090368	93	RC-75	132
PVC-40030	90	PVC-30090488	93	RC-100	132
PVC-40045	90	PVC-40090248	93	RC-125	132
PVC-40090	89	PVC-40090368	93	RC-150	132
PVC-50030	90	PVC-40090488	93	RC-200	132
PVC-50045	90	PVC-50090488	93	RC-250	132
PVC-50090	89	PVCB-5045	94	RC-300	132
PVC-60030	90	PVCB-5090	93	RC-350	132
PVC-60045	90	PVCB-7545	94	RC-400	132
PVC-60090	91	PVCB-7590	93	RC-500	132
PVC-504580	91	PVCB-10045	94	RC-600	132
PVC-509080	91	PVCB-10090	93	RIS-2007T2	133
PVC-754580	91	PVCB-12545	94	RIS-2507T2	133
PVC-759080	91	PVCB-12590	93	RLC	196
PVC-1004580	91	PVCB-15045	94	RLCBP	196

## item index

ITEM#	PAGE	ITEM#	PAGE	ITEM#	PAGE
RMX	188	SG-100	27	TLA-1/0	84
RPS50H4EG	205	SG-125	27	TLA-2	84
RT-14	133	SG-150	27	TLA-2/0	84
RT-18	133	SG-200	27	TLA-6	84
RT-38	133	SG-250	27	TLA-250	84
RT-50	133	SG-300	27	TSGB16	187
RT-75	133	SG-350	27	TSGB16BP	187
RT-100	133	SG-400	27	TSGB24	187
RT-125	133	SG-500	27	VAFT	181
RT-150	133	SG-600	27	VF14	181
RT-200	133	SGB16A	187	W-10	155
RT-250	133	SGB24A	187	W-11	155
RT-300	133	SK85I	203	W-12	155
RT-350	133	SK85IBP	203	W-13	155
RT-400	133	SK125I	203	W-15	155
SB-1/0	80	SK125IBP	203	WC-3	177
SB-2	80	SK165I	203	WC-4	177
SB-2/0	80	SK205I	203	WC-6	177
SB-3	80	SK245I	203	WC-84	177
SB-3/0	80	SK325I	203	WC-86	177
SB-4	80	SK405I	203	WC-88	177
SB-4/0	80	SK485I	203	WC-90	177
SB-6	80	SK565I	203	WC1/0-4	167
SB-8	80	SK645I	203	WC2-6	167
SB-350	80	SL-25	83	YR-100	10
SB-500	80	SL-35	83		
SB-750	80	SL-70	83		
SB-1000	80	SL-125	83		
SC2C	195	SL-175	83		
SC2D	195	SL-225	83		
SC4D	195	SL-300	83		
SC4E	195	SL-400	83		
SC8D	195	SL-650	83		
SCE-50	156	SL-709	83		
SCE-75	156	SLD2L1BP	204		
SCE-100	156	SLD2L2BP	204		
SCE-125	156	SLD2L3BP	204		
SCE-150	156	SLD3L2BP	204		
SCE-200	156	SLD3L3BP	204		
SCH12	203	SLICK250	204		
SCH12B	203	SLICK375	204		
SCR-250	157	SLICK500	204		
SCR-300	157	SMS8	186		
SCR-350	157	TA-50	167		
SCR-400	157	TA-75	167		
SCR-500	157	TA-100	167		
SCR-600	157	TA-125	167		
SCU-50	157	TA-150	167		
SCU-75	157	TA-200	167		
SCU-100	157	TDLA-1/0	84		
SCU-125	157	TDLA-250	84		
SCU-150	157	TL-1/0	83		
SCU-200	157	TL-4	83		
SG-50	27	TL-8	83		
SG-75	27	TL-250	83		