



Water Connects Us®

Headquarters
10500 Seymour Avenue
Franklin Park, IL 60131-1238
P: +1 847.671.4300 / 800.982.5839
F: +1 847.671.4380 / 800.447.8329
customer.service@sloan.com
www.sloan.com

2018

Wholesalers List Price Book

Effective Date: September 30, 2018

Fixtures

WFP

Sensor-Activated
Optima Systems

OLP

Faucets, Soap Dispensers
& Sinks

OLP

Manual Products

WLP

Manual Repair
Parts & Kits

CLP

Electronic Repair
Parts & Kits

ELP

Genuine MicroPlumb®
Parts

PVLT

Special Finish

SF

Sloan Plumbing Products Terms

Effective Date: March 4, 2018

Minimum order requirements

The minimum order value is \$150.00 net. In the event an order is received under the stated minimum order value, a \$25.00 service charge will be applied to the order. All service charges are non-refundable.

TERMS

All prices are F.O.B. Factory with full freight allowed on **\$3,500.00 net** within the United States (contiguous), such allowance to be based on the lowest rate medium of transportation. All vitreous china **ONLY** orders are full freight allowed on **\$10,000.00 net** within the United States (contiguous), such allowance to be based on the lowest rate medium of transportation. Any Sloan sink(s) shipment is full freight allowed on **\$15,000.00 net** within the United States (contiguous), such allowance to be based on the lowest rate medium of transportation.

Additional freight services, such as construction site delivery, lift gate delivery service, re-consigned freight or notification charges, are not included in FFA terms, and will result in additional freight charges.

DOMESTIC WHOLESALER CASH DISCOUNT TERMS: 2% 30 days, NET 31 days from date of invoice

A 2% discount is offered for payment on or before 30 days from date of invoice with the net amount due the next day, subject to a service charge of 1% applied monthly. Any conditions or terms payment on purchase orders which are contradictory to our cash discount offer shall be of no effect. Please address envelope in all "CAPS" (uppercase) when remitting to: 9134 PAY-SPHERE CIRCLE, CHICAGO, IL 60674

LIMITED WARRANTY

Unless otherwise noted, Sloan Valve Company warrants its products to be made of first class materials, free from defects of material or workmanship under normal use and to perform the service for which they are intended in a thoroughly reliable and efficient manner when properly installed and serviced, for a period of three years (1 year on SF faucets, special finish and PWT electronics and 30 days on PWT software) from date of purchase. During this period, Sloan Valve Company will, at its option, repair or replace any part or parts which prove to be thus defective if returned to Sloan Valve Company, at customer's cost, and this shall be the sole remedy available under this warranty. No claims will be allowed for labor, transportation or other incidental costs. This warranty extends only to persons or organizations who purchase Sloan Valve Company's products directly from Sloan Valve Company for purpose of resale. This warranty does not cover the life of batteries.

THERE ARE NO WARRANTIES WHICH EXTEND BEYOND THE DESCRIPTION ON THE FACE HEREOF. IN NO EVENT IS SLOAN VALVE COMPANY RESPONSIBLE FOR ANY CONSEQUENTIAL DAMAGES OF ANY MEASURE WHATSOEVER.

For Sloan Sink System return policy, T&C and cancellation policy please refer to sloan.com for the complete policies

SHORTAGES, INCORRECT SHIPMENTS, PROOF OF DELIVERY REQUESTS

Claims for shortages or incorrect filling of orders must be made within 30 days from date of delivery. No claim over six months old will be honored. Deliveries that are short carton(s) or have damaged carton(s) must be reported immediately. Damaged carton(s) must be kept for Carrier Claim Inspector.

DISCLAIMER

The prices herein are subject to change without notice and supercede all previous prices. The possession of this price sheet by any person is not to be construed as an offer to sell them, nor anyone else, the goods listed herein at the price or terms stated.

SLOAN Minimum Advertised Price Policy

Sloan Valve Company ("Sloan") is a global leader in manufacturing commercial plumbing systems. Sloan is committed to maintaining a high quality brand image of our products through our Authorized Distributors and Resellers ("Distribution Partners") who support this brand image through stocking requirements, non-OEM products, warranty information, technical administration, and investment of time and resources required to provide a high level of customer service and product knowledge that our customers expect.

In furtherance of these commitments, Sloan has unilaterally adopted this Minimum Advertised Price Policy (this "Policy"), which applies to all Sloan Distribution Partners effective January 1, 2018.

Please refer to the complete policy which is available on sloan.com: <https://www.sloan.com/resources/downloads/pricing-sheets>.

RETURN MATERIAL AUTHORIZATION

At Sloan, our goal is to ensure our customers are satisfied with their purchase. Our products are manufactured under the highest quality standards and are all backed by a limited warranty. If a product is found defective prior to or during installation, Sloan may issue a return material authorization (RMA) number and credit in exchange for the defective product. Should the customer require a part to repair a product, the part should not be taken from another finished good unit. Refer the customer to Sloan Technical Support at 1-888-SLOAN14 (1-888-756-2614) or via email at techsupport@sloan.com. Parts in stock are usually sent out within 24 hours and customers will receive parts within 3 to 7 business days. For non-inventoried items lead times may vary. Parts that are needed sooner will be handled on a per case basis.

If, after contacting Technical Support, the determination is made that a product cannot be serviced, a return and credit may be requested from the place of purchase. Credits will only be issued to a current Sloan distributor.

Upon receipt of the returned product, Sloan will inspect and test the product prior to issuing credit. Credit may be denied under the following conditions:

1. The product returned does not match the RMA
2. The returned unit is missing components
3. The returned unit has been cannibalized
4. The returned unit is out of the warranty period
5. The product has been damaged via field service or installation
6. The returned unit is not manufactured by Sloan
7. The product is not defective

If no apparent defect is found the customer may be contacted to clarify the reason for the return. Be specific, 'Defective' is not a reason. If defective, text must be included to describe the symptom of the problem. For example, 'Doesn't work' is not the symptom. 'Faucet not activating' would be a more appropriate description.

Do not initiate a debit memo or make any deductions. Wait for a credit memo to be issued. As described above, full credit may be denied in some circumstances.

All Other Return Reasons and General Return Information:

If the product is not received by Sloan within 30 days of creating the RMA, the RMA will expire.

Credit is usually processed within 20 business days of product receipt.

Products which are determined to be defective or shipped incorrectly by Sloan will be credited at invoice price in addition to the return freight charge. Products returned for reasons other than defects or Sloan errors are subject to a minimum 25% handling charge, return freight is at customer's expense. If the invoice is not available, then credit will be issued based on the previous price sheet if the price sheet is less than one year old. All returns must be authorized by the factory prior to returning. The factory will issue a RMA number along with correct return address. The RMA number must be visible on the outside of each carton being returned.

All order cancellations and returns of special finish products NOT included in the Special Finishes Section of the price list are considered special order items and are subject to a minimum 50% handling charge and must be returned within one year, original invoice required. Special order and sink systems product are subject to a minimum 50% handling charge and must be returned within one year, original invoice required. Custom sink orders are not returnable.

All returned material should be returned in the original, unopened shipping cartons or suitably packed. The material is to be packaged such that it will not be damaged during the return.

Material over 2 years old is subject to a 50% handling charge. Any product over 3 years old will not be accepted.

Deductions will be made for any material returned that is not in saleable condition. Material not in saleable condition will be returned to customer or scrapped at customer request.

When material is to be returned, call your representative, who will contact the factory for an RMA number. The following information is necessary when requesting an RMA:

1. Invoice Number
2. Product Code Number
3. Product Part Number
4. Product Date Code
5. Quantity
6. Reason for return request (be specific, 'defective' is not a reason). If defective, text must be included to describe the symptom of the problem. For example, 'Doesn't work' is not the symptom. 'Faucet not activating' would be more appropriate. Material returned as defective but, on inspection, is found serviceable will be returned to the customer at their expense or scrapped with no credit issued. A test report will be available upon request.
7. All returns are to be freight prepaid
The RMA number must be on each load and each container.

Sink Cancellation and Return Policy

AER-DEC and Designer Series Cancellation Policy:

In the event of an order cancellation the following items may apply:

-If the order is cancelled more than 5 working days from order placement it will result in a minimum of a 25% fee, up to the full price of that product.

-If the order is 5 working days or less from scheduled shipment any cancellations result in the full price of the sink.

SloanStone Cancellation Policy:

In the event of an order cancellation the following items may apply:

-The order must be cancelled within 3 working days of order placement to avoid a fee, anything beyond 3 days may result in a fee up to 50% the price of the product.

Stainless Steel Sinks Cancellation Policy:

In the event of an order cancellation the following items may apply:

-The order must be cancelled within 5 working days of order placement, anything beyond 5 days may result in a fee up to 50% the price of the product.

Return Policy All Sink Models:

The following items apply:

-Sinks and Mounting cannot be returned once shipped. If components (faucets, soap dispensers, hand dryers) have not been opened they can be returned for partial credit.

Installation/Field Measurements:

Sloan requires all sinks be installed by knowledgeable Corian or Quartz installers. Installation and/or field measurement is not included in this estimate, and is by others. Installation must be performed by qualified personnel and in accordance with installation instructions and generally accepted industry practices. Incorrect or improper installation will void any product warranty. Any standard sinks over 120" will need to be seamed in the field during installation. For custom sinks refer to signed drawings packet to see if seaming will be required. If seaming is required and you'd prefer to purchase the seaming material/epoxy from Sloan ask your Sloan representative about ordering details.

Materials:

Sloan produces using solid surface (SloanStone and Corian) and quartz slabs which may vary in color by slab/lot, because of this there may be a slight variation between orders. Variation can also occur in grain, veins and surface finish both between lots/slabs and even within the same lot/slab. While Sloan takes the utmost caution to match and orient these products in such a way that these imperfections add to the aesthetic value of the product, Sloan will not be held responsible for this variation. For any warranty issues Sloan reserves the right to repair solid surface sinks.

Continued on next page.

Sink Cancellation and Return Policy Continued

Signed Document Submittal:

Sloan requires a signed architectural worksheet or signed drawing (if applicable) to be able to place an order. If an order is placed without these documents submitted to Sloan it will result in an order hold that will extend any previously agreed upon lead time commitments. Once the documents are received the order will be reinstated and an updated ship date will be provided.

Claim Process:

For all Sloan Sinks if you receive a damaged sink or suspect damage (crate broken, etc.) please reference our "Sink Claims Procedure". Send the below information to sinkclaim@sloan.com within 1 week of receipt of sinks to be considered for a full credit replacement sink. Incomplete claims and/or late claims there will not be eligible for full credit replacement sinks.

Information to be provided:

1. Upon notification of a cargo claim, Sloan and our manufacture's reps should instruct the notifying party that they must keep all original packaging, including cartons and contents, until the claim resolution process is completed. It may be necessary to make the packaging / contents available for inspection by the carrier's representative. Keep merchandise and all packaging materials. NOTE: It is imperative that the receiver keep the merchandise segregated and available for inspection until the claim is settled. If the claim is for full replacement value, and the claim is successfully paid, the carrier has the right to the cargo and may elect to collect it for sale or salvage to recoup a portion of their costs.
2. Explanation of what we are filing a claim for (i.e. damage, lost, shortage), against whom we should file, and the value of the claim being filed. For a damage claim, provide as much detail as possible specifically describing the damage to the product.
3. Account Number
4. Customer Name, Customer Contact Name, Customer Address, Customer Phone Number
5. Signed copy of carrier bill of lading, or delivery receipt from recipient (copy should be signed by receiver noting that the cargo was short or damaged when delivered) and photos.
6. Sloan Delivery Number and/or Sales Order Number
7. Copied of all documentation related to proof of claim value. This can be a copy of original invoice from vendor or supplier, copy of retail invoice or receipt, final confirmation screen if online order with proof of payment, itemized repair invoice or statement of non-repair, appraisals, expense statement, or any other applicable documentation.
8. Copy of any inspection form that may have been completed noting damage and cost of repair.
9. Copies of any photos showing damage.

If you have a shortage (missing soap dispenser, etc.) please contact Sloan's customer service. Please have ready your order number and the item name and quantity that you are missing.

This page intentionally left blank.

Table of Contents

| WEP | Page |
|---|-------------|
| Toilets | 6 |
| Urinals | 7 |
| Lavatories | 8 |
| Toilet Combinations | 9-11 |
| Urinal Combinations | 12-14 |
| Pressure Assist Toilets | 6 |
| OLP - Sensor-Activated Optima System | |
| Royal® Optima® flushometers | 15-20 |
| Sloan ECOS® Hardwire flushometers | 20 |
| Royal® Optima® Bedpan Washer flushometers | 20 |
| Sloan ECOS® Bedpan Washer Dual-Flush flushometers | 20 |
| Optima Plus® DFSM/SFSM Retrofit Kits | 21 |
| SMOOTH® Retrofit Kit | 21 |
| SMO Retrofit Kit | 21 |
| SOLIS® flushometers | 22 |
| Sloan ECOS® flushometers | 22 |
| G2 Optima Plus® flushometers | 22-23 |
| Royal® Optima Plus® DFSM/SFSM flushometers | 23 |
| Royal® SMOOTH® flushometers | 23-24 |
| Sloan CX Flushometers | 24 |
| G2 Optima Plus® RESS Retrofit Kits | 25 |
| SOLIS® RESS Retrofit Kits | 26 |
| Sloan ECOS® RESS Retrofit Kits | 26 |
| OLP - Faucets, Sinks & Soap Dispensers | |
| Faucet ID Guide | 27-29 |
| Faucet Abbreviation and Description | 30 |
| BASYS (EFX) Faucet | 31-36 |
| Optima (EAF, EBF & ETF) Faucets | 37-60 |
| Sloan (SF) Faucets | 61-62 |
| Faucet Parts & Accessories | 65-70 |
| Soap Dispensers | 63-64 |
| Sinks | 70-79 |
| WLP | |
| UPPERCUT® flushometers | 81 |
| Royal® flushometers | 81-91 |
| Royal® Bedpan Washer flushometers | 92-93 |
| Regal® XL flushometers | 94-95 |
| Regal® XL Bedpan Washer flushometers | 95 |
| Crown® Piston Operated flushometers | 96 |
| GEM•2® Piston Operated flushometers | 97-98 |
| Naval® flushometers | 99 |
| Dolphin® flushometers | 100 |
| Sloan CX Flushometers | 101 |
| Act-O-Matic® Showerheads | 102 |
| Accessories | 102 |
| CLP | |
| Manual Repair Parts & Kits | 103-121 |
| Dual-Flush Handle & Retrofit Kits | 115 |
| ELP | |
| Electronic Repair Parts & Kits | 123-126 |
| PWT | |
| MicroPlumb® Parts | 127-129 |
| SF | |
| Special Finish | 131-134 |
| Product Variation Suffixes | 135 |

| Code Number | Product Number | Description | List Price \$ | MAPP Price \$ | Est. Wt. (lbs.) | UPC Code |
|---|-----------------|--|---------------|---------------|-----------------|--------------|
| Elongated Vitreous China Water Closet - Fixture ONLY | | | | | | |
| Standard Height Floor Mount Water Closets - Fixture Only | | | | | | |
| 2102009 | ST-2009 | Standard Height Universal, Top Spud | 135.15 | 87.85 | 46.9 | 671254410466 |
| 2102019 | ST-2019 | Standard Height Universal, Rear Spud | 158.35 | 102.93 | 46.9 | 671254414792 |
| 2172009 | ST-2009-STG | Standard Height Universal, Top Spud w/ SloanTec Glaze | 160.10 | 104.07 | 49.0 | 671254436213 |
| 2172019 | ST-2019-STG | Standard Height Universal, Rear Spud w/ SloanTec Glaze | 183.30 | 119.15 | 46.9 | 671254439016 |
| Wall Hung Water Closets - Fixture Only | | | | | | |
| 2102459 | ST-2459 | Wall Hung Universal, Top Spud | 132.60 | 86.19 | 59.0 | 671254416673 |
| 2102469 | ST-2469 | Wall Hung Universal, Rear Spud | 155.75 | 101.24 | 55.5 | 671254430518 |
| 2112459 | ST-2459-BPL | Wall Hung Bedpan Lug Universal, Top Spud | 151.70 | 98.61 | 53.5 | 671254430525 |
| 2172459 | ST-2459-STG | Wall Hung Universal, Top Spud, w/ SloanTec Glaze | 157.55 | 102.41 | 59.0 | 671254436237 |
| 2172450 | ST-2459-BPL-STG | Wall Hung Bedpan Lug Universal, Top Spud, w/ SloanTec Glaze | 176.65 | 114.82 | 59.0 | 671254437388 |
| 2172469 | ST-2469-STG | Wall Hung Universal, Rear Spud w/ SloanTec Glaze | 180.70 | 117.46 | 55.5 | 671254436282 |
| ADA Height Floor Mount Water Closets - Fixture Only | | | | | | |
| 2102029 | ST-2029 | ADA Floor Mount Universal, Top Spud | 160.65 | 104.42 | 50.0 | 671254409965 |
| 2102229 | ST-2229 | ADA Floor Mount Rear Outlet Universal, Top Spud | 465.95 | 302.87 | 50.0 | 671254411845 |
| 2102039 | ST-2039 | ADA Floor Mount Universal, Rear Spud | 183.85 | 119.50 | 50.0 | 671254414808 |
| 2112029 | ST-2029-BPL | ADA Floor Mount Bedpan Lug Universal, Top Spud | 175.90 | 114.34 | 50.0 | 671254413795 |
| 2172020 | ST-2029-BPL-STG | ADA Floor Mount Bedpan Lug Universal, Top Spud, w/ SloanTec Glaze | 200.90 | 130.59 | 56.0 | 671254438125 |
| 2172029 | ST-2029-STG | ADA Floor Mount Universal, Top Spud, w/ SloanTec Glaze | 185.60 | 120.64 | 56.0 | 671254436220 |
| 2172039 | ST-2039-STG | ADA Floor Mount Universal, Rear Spud, w/ SloanTec Glaze | 208.85 | 135.75 | 49.0 | 671254436794 |
| 2172229 | ST-2229-STG | ADA Floor Mount Rear Outlet Universal, Top Spud w/SloanTec Glaze | 490.95 | 319.12 | 65.0 | 671254436305 |
| Junior Toilet Height Floor Mount Closet - Fixture Only | | | | | | |
| 2102309 | ST-2309 | Junior Toilet Floor Mount, 10.75" Rim, Universal, Top Spud | 215.20 | 139.88 | 42.0 | 671254409613 |
| 2102449 | ST-2449 | Juvenile Floor Mount Water Closet, 13.5" Rim, Universal, Top Spud | 163.30 | 106.15 | 47.0 | 671254450134 |
| Pressure Assited Water Closets and Tanks - Fixture Only | | | | | | |
| 2108009 | ST-8009 | Standard Height, Universal, Pressure Assisted Bowl | 95.00 | 61.75 | 55.6 | 671254460805 |
| 2108029 | ST-8029 | ADA Height, Universal, Pressure Assisted Bowl | 115.00 | 74.75 | 55.6 | 671254470835 |
| 2178009 | ST-8009-STG | Standard Height, Universal, Pressure Assisted Bowl w/ SloanTec Glaze | 120.00 | 78.00 | 55.6 | 671254460645 |
| 2178029 | ST-8029-STG | ADA Height, Universal, Pressure Assisted Bowl w/ SloanTec Glaze | 140.00 | 91.00 | 55.6 | 671254460652 |
| 2108010 | ST-8010 | Pressure Assisted Tank, LH, 1.28 gpf | 285.00 | 185.25 | 38.6 | 671254470828 |
| 2108013 | ST-8013 | Pressure Assisted Tank, LH, 1.6 gpf | 285.00 | 185.25 | 38.6 | 671254470842 |
| 2108016 | ST-8016 | Pressure Assisted Tank, LH, 1.0 gpf | 285.00 | 185.25 | 38.6 | 671254460614 |
| 2108110 | ST-8110 | Pressure Assisted Tank, RH, 1.28 gpf | 290.00 | 188.50 | 38.6 | 671254470873 |
| 2108113 | ST-8113 | Pressure Assisted Tank, RH, 1.6 gpf | 290.00 | 188.50 | 38.6 | 671254470866 |
| 2108116 | ST-8116 | Pressure Assisted Tank, RH, 1.0 gpf | 290.00 | 188.50 | 38.6 | 671254470880 |



ST-2029



ST-2459



ST-2309



ST-2229

| Code Number | Product Number | Description | List Price \$ | MAPP Price \$ | Est. Wt. (lbs.) | UPC Code |
|--|----------------|---|---------------|---------------|-----------------|--------------|
| Vitreous China Washdown Urinals - Fixture ONLY | | | | | | |
| Standard Urinals - Fixture Only | | | | | | |
| 1101006 | SU-1006 | Urinal Fixture, 1.0 gpf, Top Spud | 272.80 | 177.32 | 65.9 | 671254368453 |
| 1171006 | SU-1006-STG | Urinal Fixture, 1.0 gpf, Top Spud w/ SloanTec Glaze | 297.75 | 193.54 | 64.0 | - |
| 1101009 | SU-1009 | Urinal Fixture, HE Universal, Top Spud | 272.80 | 177.32 | 65.9 | 671254402324 |
| 1171009 | SU-1009-STG | Urinal Fixture, HE Universal, Top Spud w/ SloanTec Glaze | 297.75 | 193.54 | 64.0 | 671254445024 |
| 1101019 | SU-1019 | Urinal Fixture, HE Universal, Rear Spud | 295.95 | 192.37 | 67.0 | 671254433823 |
| 1171019 | SU-1019-STG | Urinal Fixture, HE Universal, Rear Spud w/ SloanTec Glaze | 320.90 | 208.59 | 64.0 | - |
| Retrofit Urinals - Fixture Only | | | | | | |
| 1101209 | SU-1209 | Retrofit Urinal Fixture, HE Universal, Top Spud | 295.95 | 192.37 | 76.2 | 671254420267 |
| 1171209 | SU-1209-STG | Retrofit Urinal Fixture, HE Universal, Top Spud w/ SloanTec Glaze | 320.90 | 208.59 | 76.2 | 671254445031 |
| 1101219 | SU-1219 | Retrofit Urinal Fixture, HE Universal, Rear Spud | 319.07 | 319.07 | 76.2 | 671254420274 |
| Small Urinals - Fixture Only | | | | | | |
| 1107006 | SU-7006 | Small Urinal Fixture, 1.0 gpf, Top Spud | 178.45 | 115.99 | 59.8 | 671254386822 |
| 1177006 | SU-7006-STG | Small Urinal Fixture, 1.0 gpf, Top Spud , w/ SloanTec Glaze | 203.40 | 132.21 | 56.0 | 671254445055 |
| 1107009 | SU-7009 | Small Urinal Fixture, HE Universal, Top Spud | 178.45 | 115.99 | 59.8 | 671254404090 |
| 1177009 | SU-7009-STG | Small Urinal Fixture, HE Universal, Top Spud, w/ SloanTec Glaze | 203.40 | 132.21 | 57.0 | 671254445048 |
| 1107016 | SU-7016 | Small Urinal Fixture, 1.0 gpf, Rear Spud | 201.60 | 131.04 | 59.8 | 671254386846 |
| 1107019 | SU-7019 | Small Urinal Fixture, HE Universal, Rear Spud | 201.60 | 131.04 | 59.8 | 671254404106 |
| Vitreous China Waterfree Urinals - Fixture ONLY | | | | | | |
| 1001000 | WES-1000 | Waterfree Urinal, Standard | 651.65 | 423.57 | 65.0 | 671254279247 |
| 1071000 | WES-1000-STG | Waterfree Urinal, Standard, w/ SloanTec Glaze | 677.35 | 440.28 | 70.1 | 671254445062 |
| 1001020 | HYB-1000 | Hybrid Urinal, Standard, with JetRinse Solution Technology | 845.20 | 549.38 | 72.0 | 671254426443 |
| 1001021 | HYB-1000-RET | Hybrid Urinal, Retrofit, with JetRinse Solution Technology | 952.30 | 619.00 | 68.0 | 671254433953 |
| 1004000 | WES-4000 | Waterfree Urinal, Small | 396.45 | 257.69 | 40.0 | 671254312142 |
| 1074000 | WES-4000-STG | Waterfree Urinal, Small, w/ SloanTec Glaze | 422.15 | 274.40 | 38.0 | 671254445079 |
| 1004020 | HYB-4000 | Hybrid Urinal, Small, with JetRinse Solution Technology | 637.35 | 414.28 | 68.0 | 671254426450 |
| 1007000 | WES-7000 | Waterfree Urinal, Designer | 481.15 | 312.75 | 51.0 | 671254426436 |
| 1077000 | WES-7000-STG | Waterfree Urinal, Designer, w/ SloanTec Glaze | 506.70 | 329.36 | 51.0 | 671254445086 |
| 1007020 | HYB-7000 | Hybrid Urinal, Designer, with JetRinse Solution Technology | 744.50 | 483.93 | 49.0 | 671254426467 |
| Waterfree Urinal Cartridges | | | | | | |
| 1001500 | WES-150 | Universal Waterfree Urinal Cartridge (Single) | 70.30 | 42.99 | 1.3 | 671254279261 |
| 1001555 | WES-155 | Universal Waterfree Urinal Cartridge (32-Pack) | 2,170.50 | 1,299.99 | 35.0 | 671254299450 |
| 1001556 | WES-160 | Universal Waterfree Urinal Cartridge (20-Pack) Not for stock (Facility packaging) | 1,306.35 | 849.13 | 22.0 | 671254299467 |



SU-7009



SU-1009



WES-7000



WES-150

| Code Number | Product Number | Description | List Price \$ | MAPP Price \$ | Est. Wt. (lbs.) | UPC Code |
|----------------------------------|----------------|--|---------------|---------------|-----------------|--------------|
| Vitreous China Lavatories | | | | | | |
| 3873001 | SS-3001 | Undermount Lavatory, Oval, 19-1/2" x 17-1/2" | 76.50 | 49.73 | 16.5 | 671254353619 |
| 3873002 | SS-3002 | Standard Drop In Lavatory 20" x 16-3/4", 4" centerset | 76.50 | 49.73 | 13.2 | 671254353626 |
| 3873003 | SS-3003 | Standard Wall Hung Lavatory 21" x 19-1/4" with 4" Backsplash, 4" centerset | 86.75 | 56.39 | 41.8 | 671254371132 |
| 3873004 | SS-3004 | ADA Wheelchair Wall Hung Lavatory 20" X 27", 4" centerset | 282.95 | 183.92 | 41.8 | 671254370968 |
| 3873021 | SS-3021 | Undermount Lavatory, Rectangular, 21-5/8" x 16" | 100.90 | 65.59 | 21.8 | 671254446045 |
| 3873026 | SS-3026 | Vessel Lavatory, Square, 18-1/2" x 18-1/2" | 317.20 | 206.18 | 36.4 | 671254446069 |
| 3873036 | SS-3036 | Vessel Lavatory, Round, 16-1/2" Diameter | 301.60 | 196.04 | 13.8 | 671254446076 |
| 3873065 | SS-3065 | Wall Hung Lavatory 21" x 20", Ledgeback, 4" centerset | 198.15 | 128.80 | 30.2 | 671254444317 |
| 3873071 | SS-3001-STG | Undermount Lavatory, Oval, 19-1/2" x 17-1/2" w/ SloanTec Glaze | 101.45 | 65.94 | 21.0 | 671254445093 |
| 3873072 | SS-3002-STG | Standard Drop In Lavatory 20" x 16-3/4", 4" centerset w/ SloanTec Glaze | 101.45 | 65.94 | 21.4 | 671254445116 |
| 3873073 | SS-3003-STG | Std WH Lavatory 21" x 19-1/4" w/ 4" Backsplash, 4" CS & SloanTec Glaze | 111.70 | 72.61 | 46.0 | 671254445147 |
| 3873102 | SS-3102 | Standard Drop In Lavatory 20" x 16-3/4", 1 Hole | 76.50 | 49.73 | 13.2 | 671254375703 |
| 3873103 | SS-3103 | Standard Wall Hung Lavatory 21" x 19-1/4" with 4" Backsplash, 1 Hole | 86.75 | 56.39 | 41.8 | 671254376885 |
| 3873104 | SS-3104 | ADA Wheelchair Wall Hung Lavatory 20" X 27", 1 Hole | 282.95 | 183.92 | 41.8 | 671254376878 |
| 3873145 | SS-3145 | Wall Hung Corner Lavatory, 21-7/8" x 16-1/2" | 216.30 | 140.60 | 19.1 | 671254446083 |
| 3873165 | SS-3165 | Wall Hung Lavatory 21" x 20", Ledgeback, 1 Hole | 198.15 | 128.80 | 30.2 | 671254444300 |
| 3873172 | SS-3102 -STG | Standard Drop In Lavatory 20" x 16-3/4", 1 Hole w/ SloanTec Glaze | 101.45 | 65.94 | 21.0 | 671254445109 |
| 3873173 | SS-3103-STG | Std WH Lavatory 21" x 19-1/4" w/ 4" Backsplash, Single CS & SloanTec Glaze | 111.70 | 72.61 | 50.0 | 671254445130 |
| 3873802 | SS-3802 | Standard Drop In Lavatory 20" x 16-3/4", 8" centerset | 76.50 | 49.73 | 13.2 | 671254375819 |
| 3873803 | SS-3803 | Standard Wall Hung Lavatory 21" x 19-1/4" with 4" Backsplash, 8" centerset | 86.75 | 56.39 | 41.8 | 671254376892 |
| 3873804 | SS-3804 | ADA Wheelchair Wall Hung Lavatory 20" X 27", 8" centerset | 282.95 | 183.92 | 41.8 | 671254376854 |
| 0387678 | SS-27 | Ceramic lavatory shroud | 196.85 | 127.95 | 14.5 | 671254444331 |
| 3873106 | SS-3106 | Wall Hung Lavatory 20" x 18", Ledgeback, 1 Hole | 135.20 | 87.88 | 39.0 | 671254453319 |
| 3873006 | SS-3006 | Wall Hung Lavatory 20" x 18", Ledgeback, 4" centerset | 135.20 | 87.88 | 39.0 | 671254453302 |
| 3873806 | SS-3806 | Wall Hung Lavatory 20" x 18", Ledgeback, 8" centerset | 135.20 | 87.88 | 39.0 | 671254453364 |
| 3873206 | SS-3206 | Wall Hung Lavatory 20" x 18", Ledgeback, 1 Hole, LH Soap | 156.00 | 101.40 | 39.0 | 671254453326 |
| 3873306 | SS-3306 | Wall Hung Lavatory 20" x 18", Ledgeback, 1 Hole, RH Soap | 156.00 | 101.40 | 39.0 | 671254453333 |
| 3873406 | SS-3406 | Wall Hung Lavatory 20" x 18", Ledgeback, 4" centerset, LH Soap | 156.00 | 101.40 | 39.0 | 671254453340 |
| 3873506 | SS-3506 | Wall Hung Lavatory 20" x 18", Ledgeback, 4" centerset, RH Soap | 156.00 | 101.40 | 39.0 | 671254453357 |
| 3873865 | SS-3865 | Wall Hung Lavatory 21" x 20", Ledgeback, 8" centerset | 198.15 | 128.80 | 48.0 | 067125446022 |



SS-3021



SS-3145



SS-3065



SS-3036

| Code Number | Product Number | Description | List Price \$ | MAPP Price \$ | Est. Wt. (lbs.) | UPC Code |
|---|----------------|--|---------------|---------------|-----------------|--------------|
| Water Closet Combination Packages - with Flushometer | | | | | | |
| Standard Height Floor Mount Water Closet Packages | | | | | | |
| 20001001 | WETS-2000.1001 | Standard Height Toilet Fixture w/Royal® 111-1.28, Top Spud | 346.75 | 225.39 | 77.0 | 671254349070 |
| 20001004 | WETS-2000.1004 | Standard Height Toilet Fixture w/GEM•2® 111-1.28, Top Spud | 342.60 | 222.69 | 77.0 | 671254407015 |
| 20001010 | WETS-2000.1010 | Standard Height Toilet Fixture w/Sloan 111-1.28 DFB, Top Spud | 338.05 | 219.73 | 55.0 | 671254393646 |
| 20001020 | WETS-2000.1020 | Standard Height Toilet Fixture w/Sloan 111-1.28 L/ST, Top Spud | 320.15 | 208.10 | 77.0 | 671254420847 |
| 20001201 | WETS-2000.1201 | Standard Height Toilet Fixture w/SOLIS® 8111-1.28, Top Spud | 799.80 | 519.87 | 60.0 | 671254350342 |
| 20001301 | WETS-2000.1301 | Standard Height Toilet Fixture w/Royal® 111-1.28 ES-S, Top Spud | 832.80 | 541.32 | 77.0 | 671254348776 |
| 20001302 | WETS-2000.1302 | Standard Height Toilet Fixture w/Royal® 111-1.28 HWS, Top Spud | 717.15 | 466.15 | 80.0 | 671254350625 |
| 20001304 | WETS-2000.1304 | Standard Height Toilet Fixture w/Royal® 111-1.28 ES-S TMO, Top Spud | 875.20 | 568.88 | 77.0 | 671254393776 |
| 20001401 | WETS-2000.1401 | Standard Height Toilet Fixture w/G2 Optima Plus® 8111-1.28, Top Spud | 772.40 | 502.06 | 79.0 | 671254349094 |
| 20001402 | WETS-2000.1402 | Standard Height Toilet Fixture w/Royal® 111-1.28 SMO, Top Spud | 650.20 | 422.63 | 80.0 | 671254349100 |
| 20001403 | WETS-2000.1403 | Standard Height Toilet Fixture w/Royal® 111-1.28 SMOOTH®, Top Spud | 669.45 | 435.14 | 80.0 | 671254349124 |
| 20001410 | WETS-2000.1410 | Standard Height Toilet Fixture w/Royal® 111-1.28 SFSM, Top Spud | 638.25 | 414.86 | 77.0 | 671254415898 |
| 20001412 | WETS-2000.1412 | Standard Height Toilet Fixture w/ Sloan 8111-1.28, Top Spud | 704.55 | 457.96 | 79.0 | 671254416413 |
| 20001415 | WETS-2000.1415 | Standard Height Toilet Fixture w/ Sloan 111-1.28 ESS, Top Spud | 804.50 | 522.93 | 77.0 | 671254399365 |
| 20001416 | WETS-2000.1416 | Standard Height Toilet Fixture w/Sloan 111-1.28 ESS TMO, Top Spud | 846.95 | 550.52 | 77.0 | 671254424135 |
| 20001420 | WETS-2000.1420 | Standard Height Toilet Fixture w/Sloan 111-1.28 SFSM, Top Spud | 619.45 | 402.64 | 77.0 | 671254414327 |
| 20011101 | WETS-2001.1101 | Standard Height Toilet Fixture w/ECOS® 8111-1.1, Top Spud | 742.10 | 482.37 | 60.0 | 671254425453 |
| 20011201 | WETS-2001.1201 | Standard Height Toilet Fixture w/SOLIS® 8111-1.1, Top Spud | 799.80 | 519.87 | 60.0 | 671254425484 |
| 20021002 | WETS-2002.1002 | Standard Height Toilet Fixture w/WES 111-1.6/1.1, Top Spud | 372.15 | 241.90 | 77.0 | 671254372030 |
| 20021020 | WETS-2002.1020 | Standard Height Toilet Fixture w/Sloan WES 115, Top Spud | 368.85 | 239.75 | 77.0 | 671254422278 |
| 20021101 | WETS-2002.1101 | Standard Height Toilet Fixture w/ECOS® 8111-1.6/1.1, Top Spud | 781.60 | 508.04 | 77.0 | 671254371361 |
| 20021201 | WETS-2002.1201 | Standard Height Toilet Fixture w/SOLIS® 8111-1.6/1.1, Top Spud | 799.80 | 519.87 | 77.0 | 671254372047 |
| 20021303 | WETS-2002.1303 | Standard Height Toilet Fixture w/ECOS® 111-1.6/1.1 HW, Top Spud | 841.05 | 546.68 | 77.0 | 671254380264 |
| 20021410 | WETS-2002.1410 | Standard Height Toilet Fixture w/Royal® 111-1.6/1.1 DFSM, Top Spud | 683.45 | 444.24 | 77.0 | 671254415843 |
| 20021420 | WETS-2002.1420 | Standard Height Toilet Fixture w/Sloan 111-DFSM, Top Spud | 664.65 | 432.02 | 77.0 | 671254414341 |
| 20031001 | WETS-2003.1001 | Standard Height Toilet Fixture w/Royal® 111-1.6, Top Spud | 346.75 | 225.39 | 77.0 | 671254372184 |
| 20031004 | WETS-2003.1004 | Standard Height Toilet Fixture w/GEM•2® 111-1.6, Top Spud | 342.60 | 222.69 | 77.0 | 671254380813 |
| 20031006 | WETS-2003.1006 | Standard Height Toilet Fixture w/Crown® 111-1.6, Top Spud | 352.50 | 229.13 | 77.0 | 671254380837 |
| 20031010 | WETS-2003.1010 | Standard Height Toilet Fixture w/Sloan 111-1.6, Top Spud | 327.95 | 213.17 | 77.0 | 671254411784 |
| 20031201 | WETS-2003.1201 | Standard Height Toilet Fixture w/SOLIS® 8111-1.6, Top Spud | 799.80 | 519.87 | 77.0 | 671254372207 |
| 20031401 | WETS-2003.1401 | Standard Height Toilet Fixture w/G2 Optima Plus® 8111-1.6, Top Spud | 772.40 | 502.06 | 77.0 | 671254372191 |
| 20031404 | WETS-2003.1404 | Standard Height Toilet Fixture w/GEM•2® 111-1.6 SMO, Top Spud | 646.05 | 419.93 | 77.0 | 671254380820 |
| 20031406 | WETS-2003.1406 | Standard Height Toilet Fixture w/Crown® 111-1.6 SMO, Top Spud | 655.95 | 426.37 | 77.0 | 671254380844 |
| 20031410 | WETS-2003.1410 | Standard Height Toilet Fixture w/ Sloan 111-1.6 ESS, Top Spud | 771.00 | 501.15 | 77.0 | 671254399402 |
| 20031415 | WETS-2003.1415 | Standard Height Toilet Fixture w/ Sloan 111-1.6 ESS, Top Spud | 734.55 | 477.46 | 77.0 | 671254393660 |
| 20101030 | WETS-2010.1030 | Standard Height Toilet Fixture w/Royal® 940-1.28, Rear Spud | 580.45 | 377.29 | 77.0 | 671254404120 |
| 20121002 | WETS-2012.1002 | Standard Height Toilet Fixture w/WES 120-1.6/1.1, Rear Spud | 458.75 | 298.19 | 77.0 | 671254372702 |



WETS-2002.1420



WETS-2000.1001



WETS-2002.1101



WETS-2003.1006

| Code Number | Product Number | Description | List Price \$ | MAPP Price \$ | Est. Wt. (lbs.) | UPC Code |
|--|----------------|--|---------------|---------------|-----------------|--------------|
| ADA Height Floor Mount Water Closet Packages | | | | | | |
| 20201001 | WETS-2020.1001 | ADA Floor Mount Toilet Fixture w/Royal® 111-1.28, Top Spud | 372.25 | 241.96 | 77.0 | 671254368699 |
| 20201004 | WETS-2020.1004 | ADA Floor Mount Toilet Fixture w/GEM•2® 111-1.28, Top Spud | 368.10 | 239.27 | 77.0 | 671254406506 |
| 20201006 | WETS-2020.1006 | ADA Floor Mount Toilet Fixture w/Crown® 111-1.28, Top Spud | 378.00 | 245.70 | 75.0 | 671254371354 |
| 20201010 | WETS-2020.1010 | ADA Floor Mount Toilet Fixture w/Sloan 111-1.28 DFB, Top Spud | 363.55 | 236.31 | 77.0 | 671254409231 |
| 20201020 | WETS-2020.1020 | ADA Floor Mount Toilet Fixture w/Sloan 111-1.28 L/ST, Top Spud | 345.65 | 224.67 | 77.0 | 671254420854 |
| 20201201 | WETS-2020.1201 | ADA Floor Mount Toilet Fixture w/SOLIS® 8111-1.28, Top Spud | 825.30 | 536.45 | 79.0 | 671254368712 |
| 20201301 | WETS-2020.1301 | ADA Floor Mount Toilet Fixture w/Royal® 111-1.28 ES-S, Top Spud | 858.30 | 557.90 | 77.0 | 671254371125 |
| 20201302 | WETS-2020.1302 | ADA Floor Mount Toilet Fixture w/Royal® 111-1.28 HWS, Top Spud | 742.65 | 482.72 | 77.0 | 671254370258 |
| 20201304 | WETS-2020.1304 | ADA Floor Mount Toilet Fixture w/Royal® 111-1.28 ES-S TMO, Top Spud | 900.70 | 585.46 | 77.0 | 671254393769 |
| 20201401 | WETS-2020.1401 | ADA Floor Mount Toilet Fixture w/G2 Optima Plus® 8111-1.28, Top Spud | 797.90 | 518.64 | 79.0 | 671254369511 |
| 20201402 | WETS-2020.1402 | ADA Floor Mount Toilet Fixture w/Royal® 111-1.28 SMO, Top Spud | 675.70 | 439.21 | 81.0 | 671254371217 |
| 20201403 | WETS-2020.1403 | ADA Floor Mount Toilet Fixture w/Royal® 111-1.28 SMOOTH®, Top Spud | 742.65 | 482.72 | 81.0 | 671254354418 |
| 20201410 | WETS-2020.1410 | ADA Floor Mount Toilet Fixture w/Royal® 111-1.28 SFSM, Top Spud | 663.75 | 431.44 | 77.0 | 671254415904 |
| 20201411 | WETS-2020.1411 | ADA Floor Mount Toilet Fixture w/ECOS® 111-1.28 HW, Top Spud | 866.55 | 563.26 | 77.0 | 671254416215 |
| 20201412 | WETS-2020.1412 | ADA Floor Mount Toilet Fixture w/ Sloan 8111-1.28, Top Spud | 730.05 | 474.53 | 79.0 | 671254416208 |
| 20201415 | WETS-2020.1415 | ADA Floor Mount Toilet Fixture w/ Sloan 111-1.28 ESS, Top Spud | 830.00 | 539.50 | 77.0 | 671254399372 |
| 20201416 | WETS-2020.1416 | ADA Floor Mount Toilet Fixture w/Sloan 111-1.28 ESS TMO, Top Spud | 872.45 | 567.09 | 77.0 | 671254424142 |
| 20201420 | WETS-2020.1420 | ADA Floor Mount Toilet Fixture w/Sloan 111-1.28 SFSM, Top Spud | 644.95 | 419.22 | 77.0 | 671254414334 |
| 20211101 | WETS-2021.1101 | ADA Floor Mount Toilet Fixture w/ECOS 8111-1.1, Top Spud | 767.60 | 498.94 | 60.0 | 671254425460 |
| 20211201 | WETS-2021.1201 | ADA Floor Mount Toilet Fixture w/SOLIS® 8111-1.1, Top Spud | 825.30 | 536.45 | 79.0 | 671254425491 |
| 20221002 | WETS-2022.1002 | ADA Floor Mount Toilet Fixture w/WES 111-1.6/1.1, Top Spud | 397.65 | 258.47 | 77.0 | 671254372023 |
| 20221101 | WETS-2022.1101 | ADA Floor Mount Toilet Fixture w/ECOS® 8111-1.6/1.1, Top Spud | 807.10 | 524.62 | 77.0 | 671254372054 |
| 20221201 | WETS-2022.1201 | ADA Floor Mount Toilet Fixture w/SOLIS® 8111-1.6/1.1, Top Spud | 825.30 | 536.45 | 77.0 | 671254372061 |
| 20221303 | WETS-2022.1303 | ADA Floor Mount Toilet Fixture w/ECOS 111-1.6/1.1 HW, Top Spud | 866.55 | 563.26 | 77.0 | 671254380288 |
| 20221420 | WETS-2022.1420 | ADA Floor Mount Toilet Fixture w/Sloan 111-DFSMS, Top Spud | 690.15 | 448.60 | 77.0 | 671254441576 |
| 20231001 | WETS-2023.1001 | ADA Floor Mount Toilet Fixture w/Royal® 111-1.6, Top Spud | 372.25 | 241.96 | 77.0 | 671254372214 |
| 20231004 | WETS-2023.1004 | ADA Floor Mount Toilet Fixture w/GEM•2® 111-1.6, Top Spud | 368.10 | 239.27 | 77.0 | 671254380851 |
| 20231006 | WETS-2023.1006 | ADA Floor Mount Toilet Fixture w/Crown® 111-1.6, Top Spud | 378.00 | 245.70 | 77.0 | 671254380875 |
| 20231010 | WETS-2023.1010 | ADA Floor Mount Toilet Fixture w/Sloan 111-1.6, Top Spud | 353.45 | 229.74 | 77.0 | 671254399389 |
| 20231201 | WETS-2023.1201 | ADA Floor Mount Toilet Fixture w/SOLIS® 8111-1.6, Top Spud | 825.30 | 536.45 | 77.0 | 671254372238 |
| 20231301 | WETS-2023.1301 | ADA Floor Mount Toilet Fixture w/Royal® 111-1.6 ES-S, Top Spud | 858.30 | 557.90 | 77.0 | 671254390744 |
| 20231401 | WETS-2023.1401 | ADA Floor Mount Toilet Fixture w/G2 Optima Plus® 8111-1.6, Top Spud | 797.90 | 518.64 | 77.0 | 671254372221 |
| 20231404 | WETS-2023.1404 | ADA Floor Mount Toilet Fixture w/GEM•2® 111 SMO, Top Spud | 671.55 | 436.51 | 77.0 | 671254380868 |
| 20231406 | WETS-2023.1406 | ADA Floor Mount Toilet Fixture w/Crown® 111-1.6 SMO, Top Spud | 681.45 | 442.94 | 77.0 | 671254380882 |
| 20231410 | WETS-2023.1410 | ADA Floor Mount Toilet Fixture w/Sloan® 111-1.6 ESS, Top Spud | 796.50 | 517.73 | 77.0 | 671254399396 |
| 20231415 | WETS-2023.1415 | ADA Floor Mount Toilet Fixture w/ Sloan 111-1.6 ESS, Top Spud | 760.05 | 494.03 | 77.0 | 671254393653 |
| 20301030 | WETS-2030.1030 | ADA Floor Mount Toilet Fixture w/Royal® 940-1.28, Rear Spud | 412.35 | 268.03 | 77.0 | 671254404113 |
| 20321002 | WETS-2032.1002 | ADA Floor Mount Toilet Fixture w/WES 120-1.6/1.1, Rear Spud | 484.15 | 314.70 | 77.0 | 671254373044 |
| 22201010 | WETS-2220.1010 | ADA FM Rear Outlet Toilet Fixture w/Sloan 115-1.28, Top Spud | 672.30 | 437.00 | 55.0 | 671254443402 |
| 22221020 | WETS-2222.1020 | ADA FM Rear Outlet Toilet Fixture w/Sloan WES 115, Top Spud | 699.65 | 454.77 | 77.0 | 671254443419 |
| 22231010 | WETS-2223.1010 | ADA FM Rear Outlet Toilet Fixture w/Sloan 115-1.6, Top Spud | 672.30 | 437.00 | 77.0 | 671254443396 |
| 23031402 | WETS-2303.1402 | Junior Toilet Fixture w/Royal 111-1.6 SMO, Top Spud | 730.25 | 474.66 | 77.0 | 671254431256 |



WETS-2020.1410



WETS-2020.1001



WETS-2022.1201



WETS-2032.1030

| Code Number | Product Number | Description | List Price \$ | MAPP Price \$ | Est. Wt. (lbs.) | UPC Code |
|---------------------------------|----------------|---|---------------|---------------|-----------------|--------------|
| Wall Hung Water Closet Packages | | | | | | |
| 24501001 | WETS-2450.1001 | Wall Hung Elongated Toilet Fixture w/Royal 111-1.28, Top Spud | 344.20 | 223.73 | 65.7 | 671254430259 |
| 24501010 | WETS-2450.1010 | Wall Hung Elongated Toilet Fixture w/Sloan111-1.28 DFB, Top Spud | 335.50 | 218.08 | 77.0 | 671254430280 |
| 24501201 | WETS-2450.1201 | Wall Hung Elongated Toilet Fixture w/SOLIS 8111-1.28, Top Spud | 797.25 | 518.21 | 77.0 | 671254430266 |
| 24501301 | WETS-2450.1301 | Wall Hung Elongated Toilet Fixture w/Royal 111-1.28 ESS, Top Spud | 830.25 | 539.66 | 67.0 | 671254430327 |
| 24501303 | WETS-2450.1303 | Wall Hung Elongated Toilet Fixture w/Royal 111-1.28 ESS TMO, Top Spud | 872.65 | 567.22 | 77.0 | 671254432468 |
| 24501320 | WETS-2450.1320 | Wall Hung Elongated Toilet Fixture w/Sloan111-1.28 ESS TMO, Top Spud | 844.40 | 548.86 | 77.0 | 671254430662 |
| 24501401 | WETS-2450.1401 | Wall Hung Elongated Toilet Fixture w/G28111-1.28, Top Spud | 769.85 | 500.40 | 77.0 | 671254430310 |
| 24501402 | WETS-2450.1402 | Wall Hung Elongated Toilet Fixture w/Royal 111-1.28 SMO, Top Spud | 647.65 | 420.97 | 77.0 | 671254430334 |
| 24501403 | WETS-2450.1403 | Wall Hung Elongated Toilet Fixture w/Royal 111-1.28 SMOOTH, Top Spud | 666.90 | 433.49 | 63.3 | 671254432451 |
| 24501404 | WETS-2450.1404 | Wall Hung Elongated Toilet Fixture w/GEM 111-1.28 SFSM, Top Spud | 631.55 | 410.51 | 77.0 | 671254444812 |
| 24501410 | WETS-2450.1420 | Wall Hung Elongated Toilet Fixture w/Sloan 111-1.28 SFSM, Top Spud | 635.70 | 413.21 | 77.0 | 671254433267 |
| 24501411 | WETS-2450.1411 | Wall Hung Elongated Toilet Fixture w/ECOS111-1.28 HW, Top Spud | 838.50 | 545.03 | 77.0 | 671254444379 |
| 24501412 | WETS-2450.1412 | Wall Hung Elongated Toilet Fixture w/Sloan 8111-1.28, Top Spud | 702.00 | 456.30 | 79.0 | 671254432017 |
| 24501415 | WETS-2450.1415 | Wall Hung Elongated Toilet Fixture w/Sloan111-1.28 ESS, Top Spud | 801.95 | 521.27 | 77.0 | 671254431669 |
| 24501417 | WETS-2450.1415 | Wall Hung Elongated Toilet Fixture w/Sloan 111-1.28 ESS TP, Top Spud | 863.55 | 561.31 | 77.0 | 671254433465 |
| 24501420 | WETS-2450.1420 | Wall Hung Elongated Toilet Fixture w/Royal111-1.28 SFSM, Top Spud | 616.90 | 400.99 | 77.0 | 671254432406 |
| 24501430 | WETS-2450.1430 | Wall Hung Elongated Toilet Fixture w/ECOS115-1.28 HW, Top Spud | 910.90 | 592.09 | 77.0 | 671254435278 |
| 24511101 | WETS-2451.1101 | Wall Hung Elongated Toilet Fixture w/ECOS8111-1.1, Top Spud | 739.55 | 480.71 | 60.0 | 671254430242 |
| 24511201 | WETS-2451.1201 | Wall Hung Elongated Toilet Fixture w/SOLIS 8111-1.1, Top Spud | 797.25 | 518.21 | 60.0 | 671254430235 |
| 24521002 | WETS-2452.1002 | Wall Hung Elongated Toilet Fixture w/WES111-1.6/1.1, Top Spud | 369.60 | 240.24 | 77.0 | 671254430273 |
| 24521022 | WETS-2452.1022 | Wall Hung Elongated Toilet Fixture w/Sloan111-1.6/1.2 WES DFB, Top Spud | 361.40 | 234.91 | 77.0 | 671254433151 |
| 24521101 | WETS-2452.1101 | Wall Hung Elongated Toilet Fixture w/ECOS8111-1.6/1.1, Topp Spud | 779.05 | 506.38 | 68.0 | 671254430303 |
| 24521201 | WETS-2452.1201 | Wall Hung Elongated Toilet Fixture w/SOLIS 8111-1.6/1.1, Top Spud | 797.25 | 518.21 | 68.0 | 671254430716 |
| 24521303 | WETS-2452.1303 | Wall Hung Elongated Toilet Fixture w/ECOS111-1.6/1.1 HW, Top Spud | 838.50 | 545.03 | 68.0 | 671254434998 |
| 24531010 | WETS-2453.1010 | Wall Hung Elongated Toilet Fixture w/Sloan111-1.6, Top Spud | 325.40 | 211.51 | 77.0 | 671254430341 |
| 24531301 | WETS-2453.1301 | Wall Hung Elongated Toilet Fixture w/Royal 111-1.6 ESS, Top Spud | 830.25 | 539.66 | 77.0 | 671254436572 |
| 24531304 | WETS-2453.1304 | Wall Hung Elongated Toilet Fixture w/Royal 111-1.6 ESS TMO, Top Spud | 872.65 | 567.22 | 77.0 | 671254435346 |
| 24531401 | WETS-2453.1401 | Wall Hung Elongated Toilet Fixture w/G28111-1.6, Top Spud | 769.85 | 500.40 | 77.0 | 671254430754 |
| 24531402 | WETS-2453.1402 | Wall Hung Elongated Toilet Fixture w/Royal111-1.6 SMO, Top Spud | 647.65 | 420.97 | 77.0 | 671254431249 |
| 24601200 | WETS-2460.1200 | Wall Hung Elongated Toilet Fixture w/SOLIS 8152-1.28 , Rear Spud | 1,325.95 | 861.87 | 77.0 | 671254443891 |
| 24601312 | WETS-2460.1312 | Wall Hung Elongated Toilet Fixture w/Royal152-1.28 ESS SWB, Rear Spud | 1,125.65 | 731.67 | 77.0 | 671254438163 |



WETS-2450.1001



WETS-2452.1201



WETS-2450.1301



WETS-2452.1101

| Code Number | Product Number | Description | List Price \$ | MAPP Price \$ | Est. Wt. (lbs.) | UPC Code |
|---|----------------|---|---------------|---------------|-----------------|--------------|
| Urinal Combination Packages - with Flushometer | | | | | | |
| Standard Urinal Packages | | | | | | |
| 10001001 | WEUS-1000.1001 | Urinal Fixture w/Royal® 186-0.125, Top Spud | 484.40 | 314.86 | 77.0 | 671254348769 |
| 10001006 | WEUS-1000.1006 | Urinal Fixture w/Crown® 186-0.125, Top Spud | 490.15 | 318.60 | 77.0 | 671254417533 |
| 10001007 | WEUS-1000.1007 | Urinal Fixture w/GEM•2® 186-0.125, Top Spud | 480.25 | 312.16 | 77.0 | 671254428256 |
| 10001010 | WEUS-1000.1010 | Urinal Fixture w/Sloan 186 - 0.125, Top Spud | 475.75 | 309.24 | 77.0 | 671254400856 |
| 10001020 | WEUS-1000.1001 | Urinal Fixture w/Royal® 186-0.125 w/1" Stop, Top Spud | 484.40 | 314.86 | 77.0 | 671254404489 |
| 10001201 | WEUS-1000.1201 | Urinal Fixture w/SOLIS® 8186-0.125, Top Spud | 937.45 | 609.34 | 79.0 | 671254370364 |
| 10001301 | WEUS-1000.1301 | Urinal Fixture w/Royal® 186-0.125 ES-S, Top Spud | 952.45 | 619.09 | 71.0 | 671254349803 |
| 10001302 | WEUS-1000.1302 | Urinal Fixture w/Royal® 186-0.125 HWS, Top Spud | 854.80 | 555.62 | 80.0 | 671254350526 |
| 10001303 | WEUS-1000.1303 | Urinal Fixture w/Royal® 186-0.125 ES-S OR, Top Spud | 970.45 | 630.79 | 80.0 | 671254372740 |
| 10001304 | WEUS-1000.1304 | Urinal Fixture w/Royal® 186-0.125 ES-S TMO, Top Spud | 994.85 | 646.65 | 80.0 | 671254389120 |
| 10001310 | WEUS-1000.1310 | Urinal Fixture w/Sloan 186-0.125 SM HW, Top Spud | 854.80 | 555.62 | 80.0 | 671254403871 |
| 10001315 | WEUS-1000.1315 | Urinal Fixture w/Royal 186-0.125 SFSM HW, Top Spud | 821.10 | 533.72 | 80.0 | 671254433854 |
| 10001331 | WEUS-1000.1331 | Urinal Fixture w/Sloan 186-0.125 ESS, Top Spud | 892.20 | 579.93 | 80.0 | 671254378834 |
| 10001332 | WEUS-1000.1332 | Urinal Fixture w/Sloan 186-0.125 ESS TMO, Top Spud | 967.30 | 628.75 | 80.0 | 671254407336 |
| 10001401 | WEUS-1000.1401 | Urinal Fixture w/ECOS® 8186-0.125, Top Spud | 879.75 | 571.84 | 79.0 | 671254370630 |
| 10001402 | WEUS-1000.1402 | Urinal Fixture w/Royal® 186-0.125 SMO, Top Spud | 787.85 | 512.10 | 80.0 | 671254348820 |
| 10001403 | WEUS-1000.1403 | Urinal Fixture w/Royal® 186-0.125 SMOOTH®, Top Spud | 807.10 | 524.62 | 80.0 | 671254348271 |
| 10001411 | WEUS-1000.1411 | Urinal Fixture w/ECOS® 186-0.125 HW, Top Spud | 978.70 | 636.16 | 77.0 | 671254370647 |
| 10001415 | WEUS-1000.1415 | Urinal Fixture w/ Sloan 8186-0.125, Top Spud | 842.20 | 547.43 | 79.0 | 671254393431 |
| 10001420 | WEUS-1000.1420 | Urinal Fixture w/Sloan186-0.125 SFSM, Top Spud | 767.25 | 498.71 | 77.0 | 671254441552 |
| 10021001 | WEUS-1002.1001 | Urinal Fixture w/Royal® 186-0.25, Top Spud | 484.40 | 314.86 | 77.0 | 671254348899 |
| 10021201 | WEUS-1002.1201 | Urinal Fixture w/SOLIS® 8186-0.25, Top Spud | 937.45 | 609.34 | 79.0 | 671254350335 |
| 10021301 | WEUS-1002.1301 | Urinal Fixture w/Royal® 186-0.25 ES-S, Top Spud | 952.45 | 619.09 | 80.0 | 671254350212 |
| 10021302 | WEUS-1002.1302 | Urinal Fixture w/Royal® 186-0.25 HWS, Top Spud | 854.80 | 555.62 | 80.0 | 671254350618 |
| 10021303 | WEUS-1002.1303 | Urinal Fixture w/Royal® 186-0.25 ES-S OR, Top Spud | 952.45 | 619.09 | 80.0 | 671254388260 |
| 10021304 | WEUS-1002.1304 | Urinal Fixture w/Royal® 186-0.25 ES-S TMO, Top Spud | 994.85 | 646.65 | 80.0 | 671254390645 |
| 10021401 | WEUS-1002.1401 | Urinal Fixture w/Sloan ECOS® 8186-0.25, Top Spud | 879.75 | 571.84 | 79.0 | 671254349032 |
| 10021402 | WEUS-1002.1402 | Urinal Fixture w/Royal® 186-0.25 SMO, Top Spud | 787.85 | 512.10 | 80.0 | 671254349049 |
| 10021403 | WEUS-1002.1403 | Urinal Fixture w/Royal® 186-0.25 SMOOTH®, Top Spud | 807.10 | 524.62 | 80.0 | 671254349063 |
| 10021410 | WEUS-1002.1410 | Urinal Fixture w/Royal® 186-0.25 SFSM, Top Spud | 775.90 | 504.34 | 80.0 | 671254415881 |
| 10021415 | WEUS-1002.1415 | Urinal Fixture w/ Sloan 8186-0.25, Top Spud | 842.20 | 547.43 | 77.0 | 671254431317 |
| 10051001 | WEUS-1005.1001 | Urinal Fixture w/Royal® 186-0.50, Top Spud | 484.40 | 314.86 | 77.0 | 671254372160 |
| 10051004 | WEUS-1005.1004 | Urinal Fixture w/GEM•2® 186-0.5, Top Spud | 480.25 | 312.16 | 77.0 | 671254406490 |
| 10051010 | WEUS-1005.1010 | Urinal Fixture w/Sloan 186 - 0.5, Top Spud | 465.60 | 302.64 | 77.0 | 671254401389 |
| 10051201 | WEUS-1005.1201 | Urinal Fixture w/SOLIS® 8186-0.5, Top Spud | 937.45 | 609.34 | 77.0 | 671254371972 |
| 10051301 | WEUS-1005.1301 | Urinal Fixture w/Royal® 186-0.5 ES-S, Top Spud | 952.45 | 619.09 | 77.0 | 671254390256 |
| 10051304 | WEUS-1005.1304 | Urinal Fixture w/Royal® 186-0.5 ES-S TMO, Top Spud | 994.85 | 646.65 | 80.0 | 671254390669 |
| 10051332 | WEUS-1005.1332 | Urinal Fixture w/Sloan 186-0.5 ESS TMO, Top Spud | 967.30 | 628.75 | 80.0 | 671254412095 |
| 10051335 | WEUS-1005.1335 | Urinal Fixture w/ Sloan 186-0.5 DFB ESS, Top Spud | 924.90 | 601.19 | 77.0 | 671254400825 |
| 10051401 | WEUS-1005.1401 | Urinal Fixture w/G2 Optima Plus® 8186-0.5, Top Spud | 910.05 | 591.53 | 77.0 | 671254371965 |
| 10051402 | WEUS-1005.1402 | Urinal Fixture w/Royal® 186-0.5 SMO, Top Spud | 787.85 | 512.10 | 53.0 | 671254415850 |
| 10051415 | WEUS-1005.1415 | Urinal Fixture w/ Sloan 8186-0.5, Top Spud | 842.20 | 547.43 | 77.0 | 671254401396 |



WEUS-1000.1001



WEUS-1000.1420



WEUS-1000.1201



WEUS-1005.1304

| Code Number | Product Number | Description | List Price \$ | MAPP Price \$ | Est. Wt. (lbs.) | UPC Code |
|-------------|----------------|--|---------------|---------------|-----------------|--------------|
| 10051416 | WEUS-1005.1416 | Urinal Fixture w/Sloan 8186-0.5 DFB, Top Spud | 872.20 | 566.93 | 77.0 | 671254404045 |
| 10051420 | WEUS-1005.1420 | Urinal Fixture w/Sloan186-0.5 SFSM, Top Spud | 767.25 | 498.71 | 77.0 | 671254432413 |
| 10061001 | WEUS-1006.1001 | Urinal Fixture w/Royal® 186-1.0, Top Spud | 484.40 | 314.86 | 77.0 | 671254372481 |
| 10061004 | WEUS-1006.1004 | Urinal Fixture w/GEM•2® 186-1.0, Top Spud | 480.25 | 312.16 | 77.0 | 671254443716 |
| 10061010 | WEUS-1006.1010 | Urinal Fixture w/Sloan 186 - 1.0, Top Spud | 465.60 | 302.64 | 77.0 | 671254393677 |
| 10061301 | WEUS-1006.1301 | Urinal Fixture w/Royal® 186-1.0 ES-S, Top Spud | 952.45 | 619.09 | 77.0 | 671254390812 |
| 10061304 | WEUS-1006.1304 | Urinal Fixture w/Royal® 186-1.0 ES-S TMO, Top Spud | 994.85 | 646.65 | 77.0 | 671254435339 |
| 10061331 | WEUS-1006.1331 | Urinal Fixture w/Sloan 186-1.0 ESS, Top Spud | 892.20 | 579.93 | 77.0 | 671254390263 |
| 10061401 | WEUS-1006.1401 | Urinal Fixture w/G2 Optima Plus® 8186-1.0, Top Spud | 910.05 | 591.53 | 77.0 | 671254398719 |
| 10061415 | WEUS-1006.1415 | Urinal Fixture w/ Sloan 8186-1.0, Top Spud | 842.20 | 547.43 | 77.0 | 671254404359 |
| 10101011 | WEUS-1010.1011 | Urinal Fixture w/Royal® 995-0.125 (2" to 10-3/4" LDIM), Rear Spud | 522.95 | 339.92 | 80.0 | 671254378629 |
| 10101015 | WEUS-1010.1015 | Urinal Fixture w/Royal 195-0.125 10-3/4, Top Spud | 561.20 | 364.78 | 80.0 | 671254422285 |
| 10101311 | WEUS-1010.1311 | Urinal Fixture w/Royal® 195-0.125 ES-S (2" to 10-3/4" LDIM), Rear Spud | 905.95 | 588.87 | 80.0 | 671254373600 |
| 10101312 | WEUS-1010.1312 | Urinal Fixture w/Royal® 195-0.125 ES-SM, Rear Spud | 1,455.30 | 945.95 | 80.0 | 671254389717 |
| 10101313 | WEUS-1010.1313 | Urinal Fixture w/Royal® 195-0.125 ES-S SWB, Rear Spud | 1,265.85 | 822.80 | 80.0 | 671254392281 |
| 10101331 | WEUS-1010.1331 | Urinal Fixture w/Sloan 195-0.125 ESS, Rear Spud | 851.95 | 553.77 | 80.0 | 671254386532 |
| 10121011 | WEUS-1012.1011 | Urinal Fixture w/Royal® 995-0.25 (2" to 10-3/4" LDIM), Rear Spud | 522.95 | 339.92 | 80.0 | 671254378636 |
| 10121311 | WEUS-1012.1311 | Urinal Fixture w/Royal® 195-0.25 ES-S (2" to 10-3/4" LDIM), Rear Spud | 905.95 | 588.87 | 80.0 | 671254373716 |
| 10151311 | WEUS-1015.1311 | Urinal Fixture w/Royal® 195-0.5 ES-S, Rear Spud | 905.95 | 588.87 | 80.0 | 671254403321 |

Retrofit Urinal Packages

| | | | | | | |
|----------|----------------|--|----------|--------|------|--------------|
| 12001001 | WEUS-1200.1001 | Retrofit Urinal Fixture w/Royal® 186-0.125, Top Spud | 507.55 | 329.91 | 77.0 | 671254391499 |
| 12001004 | WEUS-1200.1004 | Retrofit Urinal Fixture w/GEM•2® 186-0.125, Top Spud | 503.40 | 327.21 | 77.0 | 671254429123 |
| 12001006 | WEUS-1200.1006 | Retrofit Urinal Fixture w/Crown® 186-0.125, Top Spud | 513.30 | 333.65 | 77.0 | 671254417526 |
| 12001010 | WEUS-1200.1010 | Retrofit Urinal Fixture w/Sloan 186 - 0.125, Top Spud | 498.90 | 324.29 | 77.0 | 671254401419 |
| 12001015 | WEUS-1200.1015 | Urinal Fixture w/Royal 186-0.125 SFSM, Top Spud | 799.05 | 519.38 | 77.0 | 671254424777 |
| 12001201 | WEUS-1200.1201 | Retrofit Urinal Fixture w/SOLIS® 8186-0.125, Top Spud | 960.60 | 624.39 | 79.0 | 671254391994 |
| 12001301 | WEUS-1200.1301 | Retrofit Urinal Fixture w/Royal® 186-0.125 ES-S, Top Spud | 975.60 | 634.14 | 71.0 | 671254391178 |
| 12001410 | WEUS-1200.1410 | Retrofit Urinal Fixture w/ECOS® 8186-0.125, Top Spud | 902.90 | 586.89 | 79.0 | 671254391147 |
| 12001415 | WEUS-1200.1415 | Urinal Fixture w/ Sloan 8186-0.125, Top Spud | 865.35 | 562.48 | 77.0 | 671254401426 |
| 12001420 | WEUS-1200.1420 | Retrofit Urinal Fixture w/Crown® 186-0.125 SMO, Top Spud | 849.30 | 552.05 | 77.0 | 671254420793 |
| 12021001 | WEUS-1202.1001 | Retrofit Urinal Fixture w/Royal® 186-0.25, Top Spud | 507.55 | 329.91 | 77.0 | 671254391505 |
| 12021015 | WEUS-1202.1015 | Retrofit Urinal Fixture w/Royal® 186-0.25 SFSM, Top Spud | 799.05 | 519.38 | 77.0 | 671254415331 |
| 12021301 | WEUS-1202.1301 | Retrofit Urinal Fixture w/Royal® 186-0.25 ES-S, Top Spud | 975.60 | 634.14 | 80.0 | 671254391185 |
| 12021410 | WEUS-1202.1410 | Retrofit Urinal Fixture w/ECOS® 8186-0.25, Top Spud | 902.90 | 586.89 | 79.0 | 671254391154 |
| 12051001 | WEUS-1205.1001 | Retrofit Urinal Fixture w/Royal® 186-0.5, Top Spud | 507.55 | 329.91 | 77.0 | 671254391611 |
| 12051004 | WEUS-1205.1004 | Retrofit Urinal Fixture w/GEM•2® 186-0.5, Top Spud | 503.40 | 327.21 | 77.0 | 671254406483 |
| 12051010 | WEUS-1205.1010 | Retrofit Urinal Fixture w/Sloan 186 - 0.5, Top Spud | 488.75 | 317.69 | 77.0 | 671254401198 |
| 12051020 | WEUS-1205.1020 | Retrofit Urinal Fixture w/Crown® 186-0.5, Top Spud | 513.30 | 333.65 | 77.0 | 671254418462 |
| 12051301 | WEUS-1205.1301 | Retrofit Urinal Fixture w/Royal® 186-0.5 ES-S, Top Spud | 975.60 | 634.14 | 77.0 | 671254391192 |
| 12051410 | WEUS-1205.1410 | Retrofit Urinal Fixture w/ECOS® 8186-0.5, Top Spud | 902.90 | 586.89 | 77.0 | 671254391161 |
| 12051415 | WEUS-1205.1415 | Urinal Fixture w/ Sloan 8186-0.5, Top Spud | 865.35 | 562.48 | 77.0 | 671254401204 |
| 12101035 | WEUS-1210.1035 | Retrofit Urinal Fixture w/Crown® 195-0.125 L, Rear Spud | 660.25 | 429.16 | 80.0 | 671254420816 |
| 12101311 | WEUS-1210.1311 | Retrofit Urinal Fixture w/Royal® 195-0.125 ES-S, Rear Spud | 929.10 | 603.92 | 80.0 | 671254401051 |
| 12101320 | WEUS-1210.1320 | Retrofit Urinal Fixture w/Crown® 195-0.125 ES-S, Rear Spud | 1,104.65 | 718.02 | 80.0 | 671254421103 |
| 12151020 | WEUS-1215.1020 | Retrofit Urinal Fixture w/Crown® 995-0.5, Rear Spud | 686.90 | 446.49 | 77.0 | 671254418479 |



WEUS-1000.1006



WEUS-7000.1006



WEUS-7000.1001



WEUS-7000.1201

| Code Number | Product Number | Description | List Price \$ | MAPP Price \$ | Est. Wt. (lbs.) | UPC Code |
|-----------------------|----------------|---|---------------|---------------|-----------------|--------------|
| Small Urinal Packages | | | | | | |
| 70001001 | WEUS-7000.1001 | Small Urinal Fixture w/Royal® 186-0.125, Top Spud | 390.05 | 253.53 | 53.0 | 671254384804 |
| 70001006 | WEUS-7000.1006 | Small Urinal Fixture w/Crown® 186-0.125, Top Spud | 395.80 | 257.27 | 53.0 | 671254417519 |
| 70001010 | WEUS-7000.1010 | Small Urinal Fixture w/Sloan 186 - 0.125, Top Spud | 381.40 | 247.91 | 77.0 | 671254416826 |
| 70001201 | WEUS-7000.1201 | Small Urinal Fixture w/SOLIS 8186-0.125, Top Spud | 843.10 | 548.02 | 53.0 | 671254381216 |
| 70001301 | WEUS-7000.1301 | Small Urinal Fixture w/Royal® 186-0.125 ES-S, Top Spud | 858.10 | 557.77 | 53.0 | 671254381339 |
| 70001401 | WEUS-7000.1401 | Small Urinal Fixture w/ECOS® 8186-0.125, Top Spud | 785.40 | 510.51 | 53.0 | 671254381377 |
| 70001402 | WEUS-7000.1402 | Small Urinal Fixture w/Royal® 186-0.125 SMO, Top Spud | 693.50 | 450.78 | 53.0 | 671254381384 |
| 70001404 | WEUS-7000.1404 | Small Urinal Fixture w/GEM 186-0.125 SFSM, Top Spud | 677.40 | 440.31 | 53.0 | 671254444805 |
| 70001411 | WEUS-7000.1411 | Small Urinal Fixture w/ECOS 186-0.125 HW, Top Spud | 884.35 | 574.83 | 53.0 | 671254437111 |
| 70001420 | WEUS-7000.1420 | Small Urinal Fixture w/Sloan 186-0.125 SFSM, Top Spud | 672.90 | 437.39 | 53.0 | 671254420809 |
| 70021001 | WEUS-7002.1001 | Small Urinal Fixture w/Royal® 186-0.25, Top Spud | 390.05 | 253.53 | 53.0 | 671254381308 |
| 70021301 | WEUS-7002.1301 | Small Urinal Fixture w/Royal® 186-0.25 ES-S, Top Spud | 858.10 | 557.77 | 53.0 | 671254381513 |
| 70021401 | WEUS-7002.1401 | Small Urinal Fixture w/ECOS® 8186-0.25, Top Spud | 785.40 | 510.51 | 53.0 | 671254381537 |
| 70021402 | WEUS-7002.1402 | Small Urinal Fixture w/Royal® 186-0.25 SMO, Top Spud | 693.50 | 450.78 | 53.0 | 671254381544 |
| 70051001 | WEUS-7005.1001 | Small Urinal Fixture w/Royal® 186-0.5, Top Spud | 390.05 | 253.53 | 53.0 | 671254413450 |
| 70051201 | WEUS-7005.1201 | Small Urinal Fixture w/SOLIS 8186-0.5, Top Spud | 843.10 | 548.02 | 53.0 | 671254438408 |
| 70051301 | WEUS-7005.1301 | Small Urinal Fixture w/Royal® 186-0.5 ES-S, Top Spud | 858.10 | 557.77 | 53.0 | 671254413573 |
| 70051402 | WEUS-7005.1402 | Small Urinal Fixture w/Royal® 186-0.5 SMO, Top Spud | 693.50 | 450.78 | 53.0 | 671254413467 |
| 70051410 | WEUS-7005.1410 | Small Urinal Fixture w/G2 Optima Plus® 8186-0.5, Top Spud | 815.70 | 530.21 | 77.0 | 671254415126 |
| 70051415 | WEUS-7005.1415 | Small Urinal Fixture w/ Sloan 8186-0.5, Top Spud | 747.85 | 486.10 | 77.0 | 671254415270 |
| 70061001 | WEUS-7006.1001 | Small Urinal Fixture w/Royal® 186-1.0, Top Spud | 390.05 | 253.53 | 53.0 | 671254413436 |
| 70061301 | WEUS-7006.1301 | Small Urinal Fixture w/Royal® 186-1.0 ES-S, Top Spud | 858.10 | 557.77 | 53.0 | 671254413443 |
| 70061402 | WEUS-7006.1402 | Small Urinal Fixture w/Royal® 186-1.0 SMO, Top Spud | 693.50 | 450.78 | 53.0 | 671254413474 |

| Code Number | Product Number | Description | List Price \$ | MAPP Price \$ | Est. Wt. (lbs.) | UPC Code |
|-------------|----------------|-------------|---------------|---------------|-----------------|----------|
|-------------|----------------|-------------|---------------|---------------|-----------------|----------|

Sensor-Activated Royal® Water Closet flushometers with True Mechanical Override

24 VAC hardwire system, includes: solenoid operated dual-filtered fixed by-pass diaphragm flushometer with angle stop and vacuum breaker flush connection. Adaptive Optima® EL-1500-L water closet sensor with True Mechanical Override button, chrome plated wall plate(s) with vandal resistant screws –for exposed flushometer for 1-1/2" top spud bowls.

| | | | | | | |
|---------|-------------------------|--------------------|--------|--------|------|--------------|
| 3450155 | ROYAL 110 ES-S TMO | 3.5 gpf (13.2 Lpf) | 740.05 | 481.03 | 9.04 | 671254378537 |
| 3450065 | ROYAL 111 ES-S TMO | 1.6 gpf (6.0 Lpf) | 740.05 | 481.03 | 9.04 | 671254372870 |
| 3450055 | ROYAL 111-1.28 ES-S TMO | 1.28 gpf (4.8 Lpf) | 740.05 | 481.03 | 9.04 | 671254378254 |
| 3450260 | ROYAL 113-1.28 ES-S TMO | 1.28 gpf (4.8 Lpf) | 745.30 | 484.45 | 9.04 | 671254384569 |
| 3450265 | ROYAL 113-1.6 ES-S TMO | 1.6 gpf (6.0 Lpf) | 745.30 | 484.45 | 9.04 | 671254385450 |
| 3450310 | ROYAL 115-1.6 ES-S TMO | 1.6 gpf (6.0 Lpf) | 756.00 | 491.40 | 9.04 | 671254378544 |
| 3450406 | ROYAL 116-1.6 ES-S TMO | 1.6 gpf (6.0 Lpf) | 759.65 | 493.77 | 9.04 | 671254378513 |

Sensor-Activated Royal® Water Closet flushometers

24 VAC hardwire system, includes: solenoid operated dual-filtered fixed by-pass diaphragm flushometer with angle stop and vacuum breaker flush connection. Adaptive Optima® EL-1500-L water closet sensor with Override button, chrome plated wall plate(s) with vandal resistant screws – for exposed flushometer for 1-1/2" top spud bowls.

| | | | | | | |
|---------|---------------------|--------------------|--------|--------|-------|--------------|
| 3450147 | ROYAL 110 ES-S | 3.5 gpf (13.2 Lpf) | 697.65 | 453.47 | 8.60 | 671254138209 |
| 3450047 | ROYAL 111 ES-S | 1.6 gpf (6.0 Lpf) | 697.65 | 453.47 | 8.70 | 671254138193 |
| 3450049 | ROYAL 111-1.28 ES-S | 1.28 gpf (4.8 Lpf) | 697.65 | 453.47 | 9.04 | 671254340251 |
| 3450247 | ROYAL 113 ES-S | 3.5 gpf (13.2 Lpf) | 818.95 | 532.32 | 9.60 | 671254138216 |
| 3450249 | ROYAL 113-1.6 ES-S | 1.6 gpf (6.0 Lpf) | 702.90 | 456.89 | 9.60 | 671254138223 |
| 3450255 | ROYAL 113-1.28 ES-S | 1.28 gpf (4.8 Lpf) | 702.90 | 456.89 | 9.62 | 671254384279 |
| 3450347 | ROYAL 115 ES-S | 3.5 gpf (13.2 Lpf) | 831.05 | 540.18 | 9.70 | 671254138230 |
| 3450349 | ROYAL 115-1.6 ES-S | 1.6 gpf (6.0 Lpf) | 831.05 | 540.18 | 9.60 | 671254139114 |
| 3450447 | ROYAL 116 ES-S | 3.5 gpf (13.2 Lpf) | 717.25 | 466.21 | 10.00 | 671254139121 |
| 3450449 | ROYAL 116-1.6 ES-S | 1.6 gpf (6.0 Lpf) | 835.65 | 543.17 | 10.00 | 671254139138 |

24 VAC hardwire system, includes: solenoid operated dual-filtered fixed by-pass diaphragm flushometer with angle stop and vacuum breaker flush connection. Adaptive Optima® EL-1500-L water closet sensor with Override button, chrome plated wall plate(s) with vandal resistant screws – for concealed flushometer for 1-1/2" exposed back spud bowls.

| | | | | | | |
|---------|--------------------|---|--------|--------|-------|--------------|
| 3451100 | ROYAL 140 ES-S | 2-3/4" – 10-3/4" LDIM 3.5 gpf (13.2 Lpf) | 689.85 | 448.40 | 12.00 | 671254138810 |
| 3451101 | ROYAL 140-1.6 ES-S | 2-3/4" – 10-3/4" LDIM 1.6 gpf (6.0 Lpf) | 689.85 | 448.40 | 12.00 | 671254138827 |
| 3451110 | ROYAL 140 ES-S | 11-3/4" – 12-3/4" LDIM 3.5 gpf (13.2 Lpf) | 803.70 | 522.41 | 12.00 | 671254138858 |
| 3451111 | ROYAL 140-1.6 ES-S | 11-3/4" – 12-3/4" LDIM 1.6 gpf (6.0 Lpf) | 689.85 | 448.40 | 12.00 | 671254138865 |

For "L" Dimension longer than 12-3/4", add \$5.30 per inch.

24 VAC hardwire system, includes: solenoid operated dual-filtered fixed by-pass diaphragm flushometer with angle stop and vacuum breaker flush connection. Adaptive Optima® EL-1500-L water closet sensor with Override button, chrome plated wall plate(s) with vandal resistant screws – for concealed flushometer for 1-1/2" concealed back spud bowls.

| | | | | | | |
|---------|---------------------|---|--------|--------|-------|--------------|
| 3451600 | ROYAL 152 ES-S | 2-3/4" – 10-3/4" LDIM 3.5 gpf (13.2 Lpf) | 635.85 | 413.30 | 11.50 | 671254138735 |
| 3451601 | ROYAL 152-1.6 ES-S | 2-3/4" – 10-3/4" LDIM 1.6 gpf (6.0 Lpf) | 635.85 | 413.30 | 11.50 | 671254138742 |
| 3451610 | ROYAL 152 ES-S | 11-3/4" – 12-3/4" LDIM 3.5 gpf (13.2 Lpf) | 635.85 | 413.30 | 11.50 | 671254138773 |
| 3451611 | ROYAL 152-1.6 ES-S | 11-3/4" – 12-3/4" LDIM 1.6 gpf (6.0 Lpf) | 635.85 | 413.30 | 11.50 | 671254138780 |
| 3451648 | ROYAL 152-1.28 ES-S | 2-3/4" – 10-3/4" LDIM 1.28 gpf (4.8 Lpf) | 635.85 | 413.30 | 11.50 | 671254343351 |
| 3451676 | ROYAL 152-1.28 ES-S | 11-3/4" – 12-3/4" LDIM 1.28 gpf (4.8 Lpf) | 635.85 | 413.30 | 9.80 | 671254386549 |

For "L" Dimension longer than 12-3/4", add \$5.30 per inch.



ROYAL 111 ESS TMO



ROYAL 111 ES-S



ROYAL 140 ES-S

**Contact Your Local Sloan Representative

Pricing subject to change without notice. For most current pricing, refer to online price sheets at www.sloan.com

| Code Number | Product Number | Description | List Price \$ | MAPP Price \$ | Est. Wt. (lbs.) | UPC Code |
|---|---------------------|---|---------------|---------------|-----------------|--------------|
| 24 VAC hardwire system, includes: solenoid operated dual-filtered fixed by-pass diaphragm flushometer with angle stop and vacuum breaker flush connection. Adaptive Optima® EL-1500-L water closet sensor with Override button, chrome plated wall plate(s) with vandal resistant screws – for concealed flushometer for 1-1/2" exposed top spud bowls. | | | | | | |
| 3451620 | ROYAL 153 ES-S | 2-3/4" – 10-3/4" LDIM 3.5 gpf (13.2 Lpf) | 857.00 | 557.05 | 12.00 | 671254138698 |
| 3451621 | ROYAL 153-1.6 ES-S | 2-3/4" – 10-3/4" LDIM 1.6 gpf (6.0 Lpf) | 735.60 | 478.14 | 12.00 | 671254138704 |
| 3451630 | ROYAL 153 ES-S | 11-3/4" – 12-3/4" LDIM 3.5 gpf (13.2 Lpf) | 857.00 | 557.05 | 12.00 | 671254138896 |
| 3451631 | ROYAL 153-1.6 ES-S | 11-3/4" – 12-3/4" LDIM 1.6 gpf (6.0 Lpf) | 857.00 | 557.05 | 12.00 | 671254138902 |
| 3451659 | ROYAL 153-1.28 ES-S | 2-3/4" – 10-3/4" LDIM 1.28 gpf (4.8 Lpf) | 735.60 | 478.14 | 12.00 | 671254386129 |

For "L" Dimension longer than 12-3/4", add \$5.30 per inch.

Sensor-Activated Royal® Water Closet flushometer with Wall Box

24 VAC hardwire system, includes: solenoid operated dual-filtered fixed by-pass diaphragm flushometer with angle stop and vacuum breaker flush connection. Adaptive Optima® EL-1500-L water closet sensor with Override button, 13" x 17" wall plate(s) with stainless steel access plate and vandal resistant screws – for concealed flushometer with wall box for 1-1/2" exposed back spud bowls.

| | | | | | | |
|---------|------------------------|---|----------|--------|-------|--------------|
| 3451102 | ROYAL 140-WB ES-S | 2-3/4" – 10-3/4" LDIM 3.5 gpf (13.2 Lpf) | 1,192.80 | 775.32 | 21.50 | 671254138834 |
| 3451103 | ROYAL 140-1.6-WB ES-S | 2-3/4" – 10-3/4" LDIM 1.6 gpf (6.0 Lpf) | 1,023.80 | 665.47 | 21.50 | 671254138841 |
| 3451112 | ROYAL 140-WB ES-S | 11-3/4" – 12-3/4" LDIM 3.5 gpf (13.2 Lpf) | 1,192.80 | 775.32 | 21.50 | 671254138872 |
| 3451113 | ROYAL 140-1.6-WB ES-S | 11-3/4" – 12-3/4" LDIM 1.6 gpf (6.0 Lpf) | 1,023.80 | 665.47 | 21.50 | 671254138889 |
| 3451115 | ROYAL 140-1.28-WB ES-S | 2-3/4" – 10-3/4" LDIM 1.28 gpf (4.8 Lpf) | 1,023.80 | 665.47 | 21.79 | 671254370906 |

For "L" Dimension longer than 12-3/4", add \$5.30 per inch.

24 VAC hardwire system, includes: solenoid operated dual-filtered fixed by-pass diaphragm flushometer with angle stop and vacuum breaker flush connection. Adaptive Optima® EL-1500-L water closet sensor with Override button, 13" x 17" wall plate(s) with stainless steel access plate and vandal resistant screws – for concealed flushometer with wall box for 1-1/2" concealed back spud bowls.

| | | | | | | |
|---------|------------------------|---|----------|--------|-------|--------------|
| 3451602 | ROYAL 152-WB ES-S | 2-3/4" – 10-3/4" LDIM 3.5 gpf (13.2 Lpf) | 969.90 | 630.44 | 21.00 | 671254138759 |
| 3451603 | ROYAL 152-1.6-WB ES-S | 2-3/4" – 10-3/4" LDIM 1.6 gpf (6.0 Lpf) | 969.90 | 630.44 | 21.00 | 671254138766 |
| 3451612 | ROYAL 152-WB ES-S | 11-3/4" – 12-3/4" LDIM 3.5 gpf (13.2 Lpf) | 969.90 | 630.44 | 21.00 | 671254138797 |
| 3451613 | ROYAL 152-1.6-WB ES-S | 11-3/4" – 12-3/4" LDIM 1.6 gpf (6.0 Lpf) | 1,129.95 | 734.47 | 21.00 | 671254138803 |
| 3451649 | ROYAL 152-1.28-WB ES-S | 2-3/4" – 10-3/4" LDIM 1.28 gpf (4.8 Lpf) | 969.90 | 630.44 | 21.45 | 671254345652 |

For "L" Dimension longer than 12-3/4", add \$5.30 per inch.

24 VAC hardwire system, includes: solenoid operated dual-filtered fixed by-pass diaphragm flushometer with angle stop and vacuum breaker flush connection. Adaptive Optima® EL-1500-L water closet sensor with Override button, 13" x 17" wall plate(s) with stainless steel access plate and vandal resistant screws – for concealed flushometer with wall box for 1-1/2" exposed top spud bowls.

| | | | | | | |
|---------|------------------------|---|----------|--------|-------|--------------|
| 3451622 | ROYAL 153-WB ES-S | 2-3/4" – 10-3/4" LDIM 3.5 gpf (13.2 Lpf) | 1,069.60 | 695.24 | 21.50 | 671254138711 |
| 3451623 | ROYAL 153-1.6-WB ES-S | 2-3/4" – 10-3/4" LDIM 1.6 gpf (6.0 Lpf) | 1,069.60 | 695.24 | 21.50 | 671254138728 |
| 3451632 | ROYAL 153-WB ES-S | 11-3/4" – 12-3/4" LDIM 3.5 gpf (13.2 Lpf) | 1,246.20 | 810.03 | 21.50 | 671254138919 |
| 3451633 | ROYAL 153-1.6-WB ES-S | 11-3/4" – 12-3/4" LDIM 1.6 gpf (6.0 Lpf) | 1,246.20 | 810.03 | 21.50 | 671254138926 |
| 3451654 | ROYAL 153-1.28-WB ES-S | 2-3/4" – 10-3/4" LDIM 1.28 gpf (4.8 Lpf) | 1,069.60 | 695.24 | 22.10 | 671254354562 |

For "L" Dimension longer than 12-3/4", add \$5.30 per inch.

Sensor-Activated Royal® Water Closet flushometer with Small Wall Box

24 VAC hardwire system, includes: solenoid operated dual-filtered fixed by-pass diaphragm flushometer with angle stop and vacuum breaker flush connection. Adaptive Optima® EL-1500-L water closet sensor with piezo-technology Override button, 13" x 13" stainless steel access plate with vandal resistant screws – for concealed flushometer with Small Wall Box for 1-1/2" concealed back spud bowls.

| | | | | | | |
|---------|-------------------------|--|------------|----------|-------|--------------|
| 3451653 | ROYAL 152-1.6 ES-S SWB | 2-3/4" – 10-3/4" LDIM 1.6 gpf (6.0 Lpf) | \$969.90 | \$630.44 | 18.00 | 671254352988 |
| 3451658 | ROYAL 152-1.28 ES-S SWB | 2-3/4" – 10-3/4" LDIM 1.28 gpf (4.8 Lpf) | \$969.90 | \$630.44 | 18.00 | 671254376748 |
| 3451682 | ROYAL 152 ES-S SWB | 2-3/4" – 10-3/4" LDIM 3.5 gpf (13.2 Lpf) | \$1,012.35 | \$658.03 | 18.00 | 671254396197 |



ROYAL 152 ES-S



ROYAL 153 ES-S



ROYAL 152-WB ES-S

**Contact Your Local Sloan Representative

Pricing subject to change without notice. For most current pricing, refer to online price sheets at www.sloan.com

| Code Number | Product Number | Description | List Price \$ | MAPP Price \$ | Est. Wt. (lbs.) | UPC Code |
|-------------|----------------|-------------|---------------|---------------|-----------------|----------|
|-------------|----------------|-------------|---------------|---------------|-----------------|----------|

Sensor-Activated Royal® Water Closet flushometer with Surface Mount Sensor

24 VAC hardwire system, includes: solenoid operated dual-filtered fixed by-pass diaphragm flushometer with angle stop and vacuum breaker flush connection. Surface Mount water closet sensor with chrome plated die cast housing, piezo-technology Override button and RJ-11 sensor and solenoid connections – for concealed flushometer for 1-1/2" concealed back spud bowls.

| | | | | | | |
|---------|---------------------|--|----------|--------|-------|--------------|
| 3451645 | ROYAL 152-1.6 ES-SM | 2-3/4"-10-3/4" LDIM 1.6 gpf (6.0 Lpf) | 1,084.10 | 704.67 | 11.00 | 671254336179 |
| 3451500 | ROYAL 150 ES-SM | 2-3/4" – 10-3/4" LDIM 3.5 gpf (13.2 Lpf) | 1,213.90 | 789.04 | 11.00 | 671254265639 |
| 3451501 | ROYAL 150-1.6 ES-SM | 2-3/4" – 10-3/4" LDIM 1.6 gpf (6.0 Lpf) | 1,213.90 | 789.04 | 11.00 | 671254265646 |
| 3451636 | ROYAL 152 ES-SM | 2-3/4"-10-3/4" LDIM 3.5 gpf (13.2 Lpf) | 1,263.05 | 820.98 | 11.00 | 671254270473 |

Sloan ECOS® Hardwire Dual-Flush Water Closet flushometers

6 VAC hardwire system sensor-activated control module with Smart Sense Technology™ and flex-tube diaphragm flushometer with angle stop, vacuum breaker flush connection, sweat solder kit with cover tube and cast set screw wall flange – supplied less handle opening and with metal cover – for exposed flushometer for 1-1/2" top spud bowls.

| | | | | | | |
|---------|---------------------|---------------------------|--------|--------|------|--------------|
| 3370420 | ECOS 111-1.6/1.1 HW | 1.6/1.1 gpf (6.0/4.2 Lpf) | 705.90 | 458.84 | 8.66 | 671254376021 |
| 3370424 | ECOS 115-1.6/1.1 HW | 1.6/1.1 gpf (6.0/4.2 Lpf) | 720.45 | 468.29 | 8.66 | 671254389724 |

Sensor-Activated Royal® Urinal flushometers with True Mechanical Override


24 VAC hardwire system, includes: solenoid operated dual-filtered fixed by-pass diaphragm flushometer with angle stop and vacuum breaker flush connection. Adaptive Optima® EL-1500 urinal sensor with True Mechanical Override and chrome plated wall plate(s) with vandal resistant screws for exposed flushometer for top spud urinals.

| | | | | | | |
|---------|--------------------------|---------------------|--------|--------|------|--------------|
| 3452643 | ROYAL 186-0.125 ES-S TMO | 0.125 gpf (0.5 Lpf) | 722.05 | 469.33 | 8.54 | 671254380189 |
| 3452641 | ROYAL 186-0.25 ES-S TMO | 0.25 gpf (1.0 Lpf) | 722.05 | 469.33 | 8.54 | 671254378247 |
| 3452642 | ROYAL 186-0.5 ES-S TMO | 0.5 gpf (1.9 Lpf) | 722.05 | 469.33 | 8.54 | 671254380165 |
| 3452640 | ROYAL 186-1 ES-S TMO | 1.0 gpf (3.8 Lpf) | 722.05 | 469.33 | 8.54 | 671254374102 |
| 3452430 | ROYAL 180-1 ES-S TMO | 1.0 gpf (3.8 Lpf) | 722.05 | 469.33 | 8.54 | 671254383692 |
| 3452435 | ROYAL 180-1.5 ES-S TMO | 1.5 gpf (5.7 Lpf) | 722.05 | 469.33 | 8.54 | 671254382718 |

Sensor-Activated Royal® Urinal flushometers

24 VAC hardwire system, includes: solenoid operated dual-filtered fixed by-pass diaphragm flushometer with angle stop and vacuum breaker flush connection. Adaptive Optima® EL-1500 urinal sensor with chrome plated wall plate(s) with vandal resistant screws – for exposed flushometer for 1-1/4" top spud urinals.

| | | | | | | |
|---------|--------------------|--------------------|--------|--------|-------|--------------|
| 3452447 | ROYAL 180 ES-S | 3.5 gpf (13.2 Lpf) | 679.65 | 441.77 | 10.50 | 671254139145 |
| 3452449 | ROYAL 180-1.5 ES-S | 1.5 gpf (5.7 Lpf) | 679.65 | 441.77 | 10.50 | 671254139152 |
| 3452473 | ROYAL 180-1 ES-S | 1.0 gpf (3.8 Lpf) | 679.65 | 441.77 | 10.50 | 671254139169 |



ROYAL 152-SWB ES-S



ROYAL 150 ES-SM



ROYAL 152 ES-SM

**Contact Your Local Sloan Representative

Pricing subject to change without notice. For most current pricing, refer to online price sheets at www.sloan.com

| Code Number | Product Number | Description | List Price \$ | MAPP Price \$ | Est. Wt. (lbs.) | UPC Code |
|---|----------------------|---|---------------|---------------|-----------------|--------------|
| 24 VAC hardwire system, includes: solenoid operated dual-filtered fixed by-pass diaphragm flushometer with angle stop and vacuum breaker flush connection. Adaptive Optima® EL-1500 urinal sensor with chrome plated wall plate(s) with vandal resistant screws – for exposed flushometer for 3/4" top spud urinals. | | | | | | |
| 3452625 | ROYAL 186-0.25 ES-S | 0.25 gpf (1.0 Lpf) | 679.65 | 441.77 | 10.50 | 671254346505 |
| 3452630 | ROYAL 186-0.125 ES-S | 0.125 gpf (0.5 Lpf) | 679.65 | 441.77 | 10.50 | 671254349674 |
| 3452647 | ROYAL 186 ES-S | 1.5 gpf (5.7 Lpf) | 679.65 | 441.77 | 10.50 | 671254139176 |
| 3452673 | ROYAL 186-1 ES-S | 1.0 gpf (3.8 Lpf) | 679.65 | 441.77 | 10.50 | 671254139183 |
| 3452674 | ROYAL 186-0.5 ES-S | 0.5 gpf (1.9 Lpf) | 679.65 | 441.77 | 10.50 | 671254139190 |
| 24 VAC hardwire system, includes: solenoid operated dual-filtered fixed by-pass diaphragm flushometer with angle stop and vacuum breaker flush connection. Adaptive Optima® EL-1500 urinal sensor with chrome plated wall plate(s) with vandal resistant screws for concealed flushometer for 1-1/4" concealed back spud urinals. | | | | | | |
| 3453000 | ROYAL 190 ES-S | 2-3/4" – 10-3/4" LDIM 3.5 gpf (13.2 Lpf) | 610.00 | 396.50 | 11.00 | 671254138575 |
| 3453001 | ROYAL 190-1.5 ES-S | 2-3/4" – 10-3/4" LDIM 1.5 gpf (5.7 Lpf) | 610.00 | 396.50 | 11.00 | 671254138582 |
| 3453002 | ROYAL 190-1 ES-S | 2-3/4" – 10-3/4" LDIM 1.0 gpf (3.8 Lpf) | 610.00 | 396.50 | 11.00 | 671254138599 |
| 3453010 | ROYAL 190 ES-S | 11-3/4" – 12-3/4" LDIM 3.5 gpf (13.2 Lpf) | 710.75 | 461.99 | 11.00 | 671254138636 |
| 3453011 | ROYAL 190-1.5 ES-S | 11-3/4" – 12-3/4" LDIM 1.5 gpf (5.7 Lpf) | 710.75 | 461.99 | 11.00 | 671254138643 |
| 24 VAC hardwire system, includes: solenoid operated dual-filtered fixed by-pass diaphragm flushometer with angle stop and vacuum breaker flush connection. Adaptive Optima® EL-1500 urinal sensor with Override button – for concealed flushometer for 1-1/4" exposed top spud urinals. | | | | | | |
| 3453020 | ROYAL 192 ES-S | 2-3/4" – 10-3/4" LDIM 3.5 gpf (13.2 Lpf) | 857.45 | 557.34 | 12.00 | 671254138513 |
| 3453021 | ROYAL 192-1.5 ES-S | 2-3/4" – 10-3/4" LDIM 1.5 gpf (5.7 Lpf) | 735.95 | 478.37 | 12.00 | 671254138520 |
| 3453022 | ROYAL 192-1 ES-S | 2-3/4" – 10-3/4" LDIM 1.0 gpf (3.8 Lpf) | 857.45 | 557.34 | 12.00 | 671254138537 |
| 3453030 | ROYAL 192 ES-S | 11-3/4" – 12-3/4" LDIM 3.5 gpf (13.2 Lpf) | 857.45 | 557.34 | 12.00 | 671254138933 |
| 3453031 | ROYAL 192-1.5 ES-S | 11-3/4" – 12-3/4" LDIM 1.5 gpf (5.7 Lpf) | 857.45 | 557.34 | 12.00 | 671254138940 |
| 3453032 | ROYAL 192-1 ES-S | 11-3/4" – 12-3/4" LDIM 1.0 gpf (3.8 Lpf) | 857.45 | 557.34 | 12.00 | 671254138957 |
| 24 VAC hardwire system, includes: solenoid operated dual-filtered fixed by-pass diaphragm flushometer with angle stop and vacuum breaker flush connection. Adaptive Optima® EL-1500 urinal sensor with Override button – for concealed flushometer for 3/4" concealed back spud urinals. | | | | | | |
| 3453200 | ROYAL 195 ES-S | 2-3/4" – 10-3/4" LDIM 1.5 gpf (5.7 Lpf) | 610.00 | 396.50 | 11.00 | 671254138391 |
| 3453201 | ROYAL 195-1 ES-S | 2-3/4" – 10-3/4" LDIM 1.0 gpf (3.8 Lpf) | 610.00 | 396.50 | 11.00 | 671254138407 |
| 3453202 | ROYAL 195-0.5 ES-S | 2-3/4" – 10-3/4" LDIM 0.5 gpf (1.9 Lpf) | 610.00 | 396.50 | 11.00 | 671254138414 |
| 3453210 | ROYAL 195 ES-S | 11-3/4" – 12-3/4" LDIM 1.5 gpf (5.7 Lpf) | 710.75 | 461.99 | 11.00 | 671254138452 |
| 3453211 | ROYAL 195-1 ES-S | 11-3/4" – 12-3/4" LDIM 1.0 gpf (3.8 Lpf) | 710.75 | 461.99 | 11.00 | 671254138469 |
| 3453212 | ROYAL 195-0.5 ES-S | 11-3/4" – 12-3/4" LDIM 0.5 gpf (1.9 Lpf) | 610.00 | 396.50 | 11.00 | 671254138476 |
| 3453265 | ROYAL 195-0.125 ES-S | 2-3/4" – 10-3/4" LDIM 0.125 gpf (0.5 Lpf) | 610.00 | 396.50 | 8.90 | 671254373594 |
| 3453266 | ROYAL 195-0.25 ES-S | 2-3/4" – 10-3/4" LDIM 0.25 gpf (1.0 Lpf) | 610.00 | 396.50 | 8.90 | 671254373617 |
| 24 VAC hardwire system, includes: solenoid operated dual-filtered fixed by-pass diaphragm flushometer with angle stop and vacuum breaker flush connection. Adaptive Optima® EL-1500 urinal sensor with Override button – for concealed flushometer for 3/4" exposed top spud urinals. | | | | | | |
| 3453221 | ROYAL 197-1 ES-S | 2-3/4" – 10-3/4" LDIM 1.0 gpf (3.8 Lpf) | 857.45 | 557.34 | 12.00 | 671254139008 |
| 3453222 | ROYAL 197-0.5 ES-S | 2-3/4" – 10-3/4" LDIM 0.5 gpf (1.9 Lpf) | 735.95 | 478.37 | 12.00 | 671254139015 |
| 3453220 | ROYAL 197 ES-S | 2-3/4" – 10-3/4" LDIM 1.5 gpf (5.7 Lpf) | 857.45 | 557.34 | 12.00 | 671254138995 |
| 3453230 | ROYAL 197 ES-S | 11-3/4" – 12-3/4" LDIM 1.5 gpf (5.7 Lpf) | 857.45 | 557.34 | 12.00 | 671254139053 |
| 3453231 | ROYAL 197-1 ES-S | 11-3/4" – 12-3/4" LDIM 1.0 gpf (3.8 Lpf) | 857.45 | 557.34 | 12.00 | 671254139060 |
| 3453232 | ROYAL 197-0.5 ES-S | 11-3/4" – 12-3/4" LDIM 0.5 gpf (1.9 Lpf) | 857.45 | 557.34 | 12.00 | 671254139077 |

For "L" Dimension longer than 12-3/4", add \$5.30 per inch.



ROYAL 180 ES-S



ROYAL 186 ES-S



ROYAL 190 ES-S



ROYAL 192 ES-S

**Contact Your Local Sloan Representative

Pricing subject to change without notice. For most current pricing, refer to online price sheets at www.sloan.com

| Code Number | Product Number | Description | List Price \$ | MAPP Price \$ | Est. Wt. (lbs.) | UPC Code |
|-------------|----------------|-------------|---------------|---------------|-----------------|----------|
|-------------|----------------|-------------|---------------|---------------|-----------------|----------|

Sensor-Activated Royal® Urinal flushometers with Wall Box

24 VAC hardwire system. Includes: solenoid operated dual-filtered fixed by-pass diaphragm flushometer with angle stop and vacuum Breaker Flush connection. Adaptive Optima® EL-1500 urinal sensor with 13" x 17" wall plate(s) with stainless steel access plate and vandal resistant Screws – for concealed flushometer with Wall Box for 1-1/4" concealed back spud urinals.

| | | | | | | |
|---------|-----------------------|---|----------|--------|-------|--------------|
| 3453003 | ROYAL 190-WB ES-S | 2-3/4" – 10-3/4" LDIM 3.5 gpf (13.2 Lpf) | 1,099.85 | 714.90 | 20.50 | 671254138605 |
| 3453004 | ROYAL 190-1.5-WB ES-S | 2-3/4" – 10-3/4" LDIM 1.5 gpf (5.7 Lpf) | 944.00 | 613.60 | 20.50 | 671254138612 |
| 3453005 | ROYAL 190-1-WB ES-S | 2-3/4" – 10-3/4" LDIM 1.0 gpf (3.8 Lpf) | 1,099.85 | 714.90 | 20.50 | 671254138629 |
| 3453013 | ROYAL 190-WB ES-S | 11-3/4" – 12-3/4" LDIM 3.5 gpf (13.2 Lpf) | 1,099.85 | 714.90 | 20.50 | 671254138667 |
| 3453014 | ROYAL 190-1.5-WB ES-S | 11-3/4" – 12-3/4" LDIM 1.5 gpf (5.7 Lpf) | 1,099.85 | 714.90 | 20.50 | 671254138674 |
| 3453015 | ROYAL 190-1-WB ES-S | 11-3/4" – 12-3/4" LDIM 1.0 gpf (3.8 Lpf) | 944.00 | 613.60 | 20.50 | 671254138681 |

24 VAC hardwire system, includes: solenoid operated dual-filtered by-pass diaphragm flushometer with angle stop and vacuum breaker flush connection. Adaptive Optima® EL-1500 urinal sensor with 13" x 17" wall plate(s) with stainless steel access plate and vandal resistant screws – for concealed flushometer with Wall Box for 1-1/4" exposed top spud urinals.

| | | | | | | |
|---------|-----------------------|---|----------|--------|-------|--------------|
| 3453023 | ROYAL 192-WB ES-S | 2-3/4" – 10-3/4" LDIM 3.5 gpf (13.2 Lpf) | 1,246.55 | 810.26 | 21.50 | 671254138544 |
| 3453024 | ROYAL 192-1.5-WB ES-S | 2-3/4" – 10-3/4" LDIM 1.5 gpf (5.7 Lpf) | 1,246.55 | 810.26 | 21.50 | 671254138551 |
| 3453025 | ROYAL 192-1-WB ES-S | 2-3/4" – 10-3/4" LDIM 1.0 gpf (3.8 Lpf) | 1,069.95 | 695.47 | 21.50 | 671254138568 |
| 3453033 | ROYAL 192-WB ES-S | 11-3/4" – 12-3/4" LDIM 3.5 gpf (13.2 Lpf) | 1,246.55 | 810.26 | 21.50 | 671254138964 |
| 3453034 | ROYAL 192-1.5-WB ES-S | 11-3/4" – 12-3/4" LDIM 1.5 gpf (5.7 Lpf) | 1,246.55 | 810.26 | 21.50 | 671254138971 |
| 3453035 | ROYAL 192-1-WB ES-S | 11-3/4" – 12-3/4" LDIM 1.0 gpf (3.8 Lpf) | 1,246.55 | 810.26 | 21.50 | 671254138988 |

24 VAC hardwire system, includes: solenoid operated dual-filtered by-pass diaphragm flushometer with angle stop and vacuum breaker flush connection. Adaptive Optima® EL-1500 urinal sensor with 13" x 17" wall plate(s) with stainless steel access plate and vandal resistant screws – for concealed flushometer with Wall Box for 3/4" concealed back spud urinals.

| | | | | | | |
|---------|-----------------------|--|----------|--------|-------|--------------|
| 3453203 | ROYAL 195-WB ES-S | 2-3/4" – 10-3/4" LDIM 1.5 gpf (5.7 Lpf) | 1,099.85 | 714.90 | 20.50 | 671254138421 |
| 3453204 | ROYAL 195-1-WB ES-S | 2-3/4" – 10-3/4" LDIM 1.0 gpf (3.8 Lpf) | 944.00 | 613.60 | 20.50 | 671254138438 |
| 3453205 | ROYAL 195-0.5-WB ES-S | 2-3/4" – 10-3/4" LDIM 0.5 gpf (1.9 Lpf) | 944.00 | 613.60 | 20.50 | 671254138445 |
| 3453213 | ROYAL 195-WB ES-S | 11-3/4" – 12-3/4" LDIM 1.5 gpf (5.7 Lpf) | 1,099.85 | 714.90 | 20.50 | 671254138483 |
| 3453214 | ROYAL 195-1-WB ES-S | 11-3/4" – 12-3/4" LDIM 1.0 gpf (3.8 Lpf) | 944.00 | 613.60 | 20.50 | 671254138490 |
| 3453215 | ROYAL 195-0.5-WB ES-S | 11-3/4" – 12-3/4" LDIM 0.5 gpf (1.9 Lpf) | 944.00 | 613.60 | 20.50 | 671254138506 |

For "L" Dimension longer than 12-3/4", add \$5.30 per inch.

24 VAC hardwire system, includes: solenoid operated dual-filtered fixed by-pass diaphragm flushometer with angle stop and vacuum breaker flush connection. Adaptive Optima® EL-1500 urinal sensor with Override button – for concealed flushometer for 3/4" exposed top spud urinals.

| | | | | | | |
|---------|-----------------------|--|----------|--------|-------|--------------|
| 3453233 | ROYAL 197-WB ES-S | 11-3/4" – 12-3/4" LDIM 1.5 gpf (5.7 Lpf) | 1,246.55 | 810.26 | 21.50 | 671254139084 |
| 3453234 | ROYAL 197-1-WB ES-S | 11-3/4" – 12-3/4" LDIM 1.0 gpf (3.8 Lpf) | 1,246.55 | 810.26 | 21.50 | 671254139091 |
| 3453235 | ROYAL 197-0.5-WB ES-S | 11-3/4" – 12-3/4" LDIM 0.5 gpf (1.9 Lpf) | 1,069.95 | 695.47 | 21.50 | 671254139107 |
| 3453223 | ROYAL 197-WB ES-S | 2-3/4" – 10-3/4" LDIM 1.5 gpf (5.7 Lpf) | 1,246.55 | 810.26 | 21.50 | 671254139022 |
| 3453224 | ROYAL 197-1-WB ES-S | 2-3/4" – 10-3/4" LDIM 1.0 gpf (3.8 Lpf) | 1,069.95 | 695.47 | 21.50 | 671254139039 |
| 3453225 | ROYAL 197-0.5-WB ES-S | 2-3/4" – 10-3/4" LDIM 0.5 gpf (1.9 Lpf) | 1,069.95 | 695.47 | 21.50 | 671254139046 |

For "L" Dimension longer than 12-3/4", add \$5.30 per inch.



ROYAL 195 ES-S



ROYAL 197 ES-S



ROYAL 190-WB ES-S



ROYAL 192-WB ES-S

**Contact Your Local Sloan Representative

Pricing subject to change without notice. For most current pricing, refer to online price sheets at www.sloan.com

| Code Number | Product Number | Description | List Price \$ | MAPP Price \$ | Est. Wt. (lbs.) | UPC Code |
|-------------|----------------|-------------|---------------|---------------|-----------------|----------|
|-------------|----------------|-------------|---------------|---------------|-----------------|----------|

Sensor-Activated Royal® Urinal flushometer with Small Wall Box

24 VAC hardwire system, includes: solenoid operated dual-filtered fixed by-pass diaphragm flushometer with angle stop and vacuum breaker flush connection. Adaptive Optima® EL-1500 urinal sensor with piezo-technology override button, 13" x 13" stainless steel access plate with vandal resistant screws – concealed flushometer with Small Wall Box for 3/4" concealed back spud urinals.

| | | | | | | |
|---------|---------------------------|---|----------|--------|-------|--------------|
| 3453254 | ROYAL 195-1.0-SWB ES-S OR | 2-3/4" – 10-3/4" LDIM 1.0 gpf (3.8 Lpf) | 1,129.95 | 734.47 | 18.00 | 671254352995 |
| 3453255 | ROYAL 195-0.5-SWB ES-S OR | 2-3/4" – 10-3/4" LDIM 0.5 gpf (1.9 Lpf) | 969.90 | 630.44 | 17.08 | 671254378612 |

Sensor-Activated Royal® Urinal flushometer with Surface Mount Sensor

24 VAC hardwire system, includes: solenoid operated dual-filtered fixed by-pass diaphragm flushometer with angle stop and vacuum breaker flush connection. Surface mount water closet sensor with chrome plated die cast housing and RJ-11 sensor and solenoid connections – concealed flushometer for 3/4" concealed back spud urinals.

| | | | | | | |
|---------|---------------------|--|----------|--------|-------|--------------|
| 3453043 | ROYAL 190 ES-SM | 2-3/4"-10-3/4" LDIM 3.5 gpf (13.2 Lpf) | 1,044.05 | 678.63 | 11.00 | 671254310650 |
| 3453050 | ROYAL 194 ES-SM | 2-3/4"-10-3/4" LDIM 1.5 gpf (5.7 Lpf) | 1,024.35 | 665.83 | 11.00 | 671254265301 |
| 3453051 | ROYAL 194-1 ES-SM | 2-3/4"-10-3/4" LDIM 1.0 gpf (3.8 Lpf) | 1,024.35 | 665.83 | 11.00 | 671254265714 |
| 3453052 | ROYAL 194-0.5 ES-SM | 2-3/4"-10-3/4" LDIM 0.5 gpf (1.9 Lpf) | 879.25 | 571.51 | 11.00 | 671254265721 |
| 3453229 | ROYAL 195 ES-SM | 2-3/4"-10-3/4" LDIM 1.5 gpf (5.7 Lpf) | 1,159.35 | 753.58 | 11.00 | 671254270480 |
| 3453243 | ROYAL 195-0.5 ES-SM | 2-3/4"-10-3/4" LDIM 0.5 gpf (1.9 Lpf) | 995.05 | 646.78 | 11.00 | 671254327351 |
| 3453244 | ROYAL 195-1 ES-SM | 2-3/4"-10-3/4" LDIM 1.0 gpf (3.8 Lpf) | 1,159.35 | 753.58 | 11.00 | 671254334946 |

Sloan ECOS® Hardwire Sensor-Activated Urinal flushometers

6 VAC hardwire system sensor-activated control module with Smart Sense Technology™ and flex-tube diaphragm flushometer with angle stop, vacuum breaker flush connection, sweat solder kit with cover tube and cast set screw wall flange – supplied less handle opening and with metal cover – exposed flushometer for 3/4" top spud urinals. Sloan ECOS® 186-0.125 and ECOS 186-0.25 are supplied with pressure compensating cartridge in lieu of flex-tube diaphragm.

| | | | | | | |
|---------|-------------------|---------------------|--------|--------|------|--------------|
| 3370442 | ECOS 186-0.25 HW | 0.25 gpf (1.0 Lpf) | 705.90 | 458.84 | 8.62 | 671254391963 |
| 3370443 | ECOS 186-1.0 HW | 1.0 gpf (3.8 Lpf) | 705.90 | 458.84 | 8.62 | 671254396807 |
| 3370440 | ECOS 186-0.125 HW | 0.125 gpf (0.5 Lpf) | 705.90 | 458.84 | 8.62 | 671254383197 |
| 3370441 | ECOS 186-0.5 HW | 0.5 gpf (1.9 Lpf) | 705.90 | 458.84 | 8.62 | 671254385566 |

Sensor-Activated Royal® Bedpan Washer flushometers

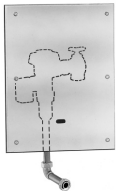
24 VAC hardwire system, includes: solenoid operated dual-filtered fixed by-pass diaphragm flushometer with angle stop and vacuum breaker flush connection. Adaptive Optima® EL-1500-L water closet sensor with override button, chrome plated wall plate(s) with vandal resistant screws – exposed flushometer for 1-1/2" top spud bowls.

| | | | | | | |
|---------|-------------------------|-------------------|----------|--------|-------|--------------|
| 3459600 | ROYAL BPW-1150-1.6 ES-S | 1.6 gpf (6.0 Lpf) | 1,090.85 | 709.05 | 15.00 | 671254203853 |
| 3459601 | ROYAL BPW-1100-1.6 ES-S | 1.6 gpf (6.0 Lpf) | 1,226.40 | 797.16 | 14.50 | 671254203860 |


Sloan ECOS® Bedpan Washer Battery-Powered Dual-Flush flushometer

Exposed, battery-powered sensor-activated Sloan ECOS® electronic dual-flush model bedpan washers – includes infrared sensor with multiple-focused, lobular sensing fields for high- and low-target detection.

| | | | | | | |
|---------|-----------------------|---------------------------|----------|--------|-------|--------------|
| 3370404 | ECOS BPW-8150-1.6/1.1 | 1.6/1.1 gpf (6.0/4.2 Lpf) | 1,006.15 | 654.00 | 13.40 | 671254344174 |
| 3370407 | ECOS BPW-8111-1.6/1.1 | 1.6/1.1 gpf (6.0/4.2 Lpf) | 1,001.05 | 650.68 | 13.40 | 671254348431 |



ROYAL 195-WB ES-S



ROYAL 197-WB ES-S



ROYAL 194 ES-SM



ROYAL BPW-1150-1.6 ES-S

**Contact Your Local Sloan Representative

Pricing subject to change without notice. For most current pricing, refer to online price sheets at www.sloan.com

| Code Number | Product Number | Description | List Price \$ | MAPP Price \$ | Est. Wt. (lbs.) | UPC Code |
|--|-----------------------|--|---------------|---------------|-----------------|--------------|
| Optima Plus® DFSM/SFSM | | | | | | |
| Battery-powered units convert manual into sensor-activated flushometers with True Mechanical Override. Dual-flush model provides up to 31% water savings per flush. | | | | | | |
| 3325500 | EBV-500-A | SFSM - Single Flush Side-Mount Retrofit Kit for Water Closets and Urinals | 301.50 | 145.00 | 2.80 | 671254400139 |
| 3325501 | EBV-550-A | DFSM - Dual-Flush Side-Mount Retrofit Kit for Water Closets | 346.70 | 225.36 | 2.80 | 671254400122 |
| DFSM/SFSM Hardwired | | | | | | |
| Exposed, hardwired units convert manual into sensor-activated flushometers with True Mechanical Override. Dual-flush model provides up to 31% water savings per flush. | | | | | | |
| 3345100 | EL-700-A | SFSM Single Flush side mount Hardwired retrofit kit | 346.70 | 225.36 | 2.80 | 671254413344 |
| 3345101 | EL-750-A | DFSM Dual Flush side mount Hardwired retrofit kit | 398.65 | 259.12 | 2.80 | 671254413351 |
| SMOOTH® Retrofit Kits | | | | | | |
| Sensor-activated, battery-powered or hardwired retrofit kit, easily converts manual flushometers into water-saving electronics. | | | | | | |
| 3325201 | EBV-200-A | Side-Mount-Operator-Over-The-Handle Retrofit Kit for Water Closets and Urinals | 322.70 | 209.76 | 5.00 | 671254316027 |
| 3305201 | EL-600-A | SMOOTH® Hardwire Retrofit Kit for Water Closets and Urinals | 370.40 | 240.76 | 2.40 | 671254333819 |
| Side Mount Operators | | | | | | |
| Easily converts your manual flushometer to modern water-saving electronics. Includes: Courtesy Flush® button, audio signal when batteries need replacement, comes with Metal cover (M). | | | | | | |
| 0325105 | EBV-89A-M | Side Mount Operator for Water Closets and Urinals – Metal Cover | 313.45 | 159.00 | 2.80 | 671254243934 |
| SOLIS® Water Closet flushometers | | | | | | |
| Exposed, solar-powered sensor-activated SOLIS® flushometer with angle stop, vacuum breaker flush connection, sweat solder kit with cover tube and cast set screw wall flange – supplied less handle opening and with metal cover. Includes infrared sensor with multiple-focused, lobular sensing fields for high- and low-target detection, (4) "AA" battery backup power source – for exposed flushometer with 1-1/2" top spud bowls. | | | | | | |
| 3370001 | SOLIS 8111-1.6 | 1.6 gpf (6.0 Lpf) | 664.65 | 432.02 | 8.90 | 671254349728 |
| 3370002 | SOLIS 8111-1.28 | 1.28 gpf (4.8 Lpf) | 664.65 | 432.02 | 8.90 | 671254349414 |
| 3370023 | SOLIS 8113-1.28 | 1.28 gpf (4.8 Lpf) | 671.15 | 436.25 | 8.64 | 671254386891 |
| 3370045 | SOLIS 8113-1.6 | 1.6 gpf (6.0 Lpf) | 671.15 | 436.25 | 8.90 | 671254387553 |
| 3370000 | SOLIS DF 8111-1.6/1.1 | 1.6/1.1 gpf (6.0/4.2 Lpf) | 664.65 | 432.02 | 8.90 | 671254349735 |
| 3370009 | SOLIS DF 8113-1.6/1.1 | 1.6/1.1 gpf (6.0/4.2 Lpf) | 671.15 | 436.25 | 8.84 | 671254354548 |
| 3370013 | SOLIS DF 8115-1.6/1.1 | 1.6/1.1 gpf (6.0/4.2 Lpf) | 678.85 | 441.25 | 8.84 | 671254375208 |
| SOLIS® Urinal flushometers | | | | | | |
| Exposed, solar-powered, sensor-activated SOLIS® flushometer with angle stop, vacuum breaker flush connection, sweat solder kit with cover tube and cast set screw wall flange – supplied less handle opening and with metal cover. Includes infrared sensor with multiple-focused, lobular sensing fields for high and low target detection, (4) "AA" battery backup power source – for exposed flushometer with 3/4" top spud urinals. SOLIS 8186-0.25 and SOLIS 8186-0.125 are supplied with pressure compensating cartridge in lieu of flex-tube diaphragm. | | | | | | |
| 3370004 | SOLIS 8186-0.5 | 0.5 gpf (1.9 Lpf) | 664.65 | 432.02 | 8.90 | 671254350397 |
| 3370005 | SOLIS 8186-0.25 | 0.25 gpf (1.0 Lpf) | 664.65 | 432.02 | 8.90 | 671254350311 |
| 3370010 | SOLIS 8186-0.125 | 0.125 gpf (0.5 Lpf) | 664.65 | 432.02 | 8.90 | 671254370340 |
| Concealed SOLIS® Water Closet flushometer with Small Wall Box | | | | | | |
| Solar-powered, sensor-activated SOLIS® flushometer with angle stop, vacuum breaker flush connection. Includes infrared sensor with multiple-focused, lobular sensing fields for high and low target detection, (4) "AA" battery backup power source, true mechanical override, 13" x 13" stainless steel access plate with vandal resistant screws – for concealed flushometer with small wall box for 1-1/2" concealed back spud bowls. | | | | | | |
| 3370060 | SOLIS 8152-1.28-SWB | 2-3/4" – 10-3/4" LDIM 1.28 gpf (4.8 Lpf) | 1,170.20 | 760.63 | 19.55 | 671254397118 |
| 3370061 | SOLIS 8152-1.6-SWB | 2-3/4" – 10-3/4" LDIM 1.6 gpf (6.0 Lpf) | 1,170.20 | 760.63 | 19.55 | 671254395985 |



SOLIS 8152 SWB



EBV-200-A



EBV-550-A



SOLIS DF 8111

**Contact Your Local Sloan Representative

Pricing subject to change without notice. For most current pricing, refer to online price sheets at www.sloan.com

| Code Number | Product Number | Description | List Price \$ | MAPP Price \$ | Est. Wt. (lbs.) | UPC Code |
|-------------|----------------|-------------|---------------|---------------|-----------------|----------|
|-------------|----------------|-------------|---------------|---------------|-----------------|----------|

Concealed SOLIS® Urinal flushometer with Small Wall Box

Solar-powered, sensor-activated SOLIS® flushometer with angle stop, vacuum breaker flush connection. Includes infrared sensor with multiple-focused, lobular sensing fields for high and low target detection, (4) "AA" battery backup power source, true mechanical override, 13" x 13" stainless steel access plate with vandal resistant screws – for concealed flushometer with small wall box for 3/4" concealed back spud urinals.

| | | | | | | |
|---------|-----------------------|---|----------|--------|-------|--------------|
| 3370062 | SOLIS 8195-0.5-SWB OR | 2-3/4" – 10-3/4" LDIM 0.5 gpf (1.9 Lpf) | 1,170.20 | 760.63 | 19.55 | 671254397002 |
| 3370063 | SOLIS 8195-1.0-SWB OR | 2-3/4" – 10-3/4" LDIM 1.0 gpf (3.8 Lpf) | 1,170.20 | 760.63 | 19.55 | 671254397491 |

Sloan ECOS® Battery-Powered Water Closet flushometers

Exposed, battery-powered, sensor-activated Sloan ECOS® control module with Smart Sense Technology™ and flex-tube diaphragm flushometer with angle stop, vacuum breaker flush connection, sweat solder kit with cover tube and cast set screw wall flange – supplied less handle opening and with metal cover – for 1-1/2" top spud water closets.

| | | | | | | |
|---------|-------------------|---------------------------|--------|--------|------|--------------|
| 3370400 | ECOS 8111-1.6/1.1 | 1.6/1.1 gpf (6.0/4.2 Lpf) | 646.45 | 420.19 | 8.70 | 671254341661 |
| 3370402 | ECOS 8115-1.6/1.1 | 1.6/1.1 gpf (6.0/4.2 Lpf) | 678.85 | 441.25 | 9.10 | 671254342811 |
| 3370403 | ECOS 8113-1.6/1.1 | 1.6/1.1 gpf (6.0/4.2 Lpf) | 651.85 | 423.70 | 8.90 | 671254343580 |
| 3370448 | ECOS 8111-1.28 OR | 1.28 gpf (4.8 Lpf) | 606.95 | 394.52 | 8.70 | 671254400153 |

Sloan ECOS® Battery-Powered Sensor-Activated Urinal flushometers

Exposed, battery-powered, sensor-activated Sloan ECOS® control module with Smart Sense Technology™ deferred flush protocol and flex-tube diaphragm flushometer with angle stop, vacuum breaker flush connection, sweat solder kit with cover tube and cast set screw wall flange – supplied less handle opening and with metal cover – for 3/4" top spud Bowls. ECOS 8186-0.125 and 8186-0.25 are supplied with pressure compensating cartridge in lieu of flex-tube diaphragm.

| | | | | | | |
|---------|-------------------------|---------------------|--------|--------|------|--------------|
| 3370425 | ECOS 8186-0.125 Less OR | 0.125 gpf (0.5 Lpf) | 606.95 | 394.52 | 8.62 | 671254388505 |
| 3370430 | ECOS 8186-0.5 With OR | 0.5 gpf (1.9 Lpf) | 606.95 | 394.52 | 8.62 | 671254373167 |
| 3370431 | ECOS 8186-0.5 Less OR | 0.5 gpf (1.9 Lpf) | 606.95 | 394.52 | 8.62 | 671254373174 |
| 3370435 | ECOS 8186-1.0 With OR | 1.0 gpf (3.8 Lpf) | 606.95 | 394.52 | 8.62 | 671254378223 |
| 3250290 | ECOS 8186-0.25 With OR | 0.25 gpf (1.0 Lpf) | 606.95 | 394.52 | 8.62 | 671254343054 |
| 3250325 | ECOS 8186-0.125 With OR | 0.125 gpf (0.5 Lpf) | 606.95 | 394.52 | 8.62 | 671254370616 |

G2 Optima Plus® Battery-Powered Sensor-Activated Water Closet flushometers

Battery-powered, sensor-activated control module and flex-tube diaphragm flushometer with angle stop, vacuum breaker flush connection, sweat solder kit with cover tube and cast set screw wall flange – for exposed flushometer for 1-1/2" top spud bowls.

| | | | | | | |
|---------|--------------|---------------------------------|--------|--------|-------|--------------|
| 3250289 | G2 8111-1.28 | Optima Plus® 1.28 gpf (4.8 Lpf) | 637.25 | 414.21 | 8.90 | 671254342460 |
| 3250400 | G2 8111 | Optima Plus® 1.6 gpf (6.0 Lpf) | 637.25 | 414.21 | 8.30 | 671254266094 |
| 3250404 | G2 8110 | Optima Plus® 3.5 gpf (13.2 Lpf) | 637.25 | 414.21 | 8.40 | 671254266810 |
| 3250340 | G2 8113-1.28 | Optima Plus® 1.28 gpf (4.8 Lpf) | 642.90 | 417.89 | 9.03 | 671254383616 |
| 3250345 | G2 8116-1.28 | Optima Plus® 1.28 gpf (4.8 Lpf) | 654.30 | 425.30 | 9.34 | 671254384217 |
| 3250407 | G2 8116-1.6 | Optima Plus® 1.6 gpf (6.0 Lpf) | 654.30 | 425.30 | 10.10 | 671254266872 |
| 3250413 | G2 8116 | Optima Plus® 3.5 gpf (13.2 Lpf) | 654.30 | 425.30 | 10.10 | 671254266865 |
| 3250421 | G2 8113-1.6 | Optima Plus® 1.6 gpf (6.0 Lpf) | 642.90 | 417.89 | 9.30 | 671254266841 |
| 3250422 | G2 8113 | Optima Plus® 3.5 gpf (13.2 Lpf) | 642.90 | 417.89 | 9.30 | 671254266834 |
| 3250423 | G2 8115-1.6 | Optima Plus® 1.6 gpf (6.0 Lpf) | 650.95 | 423.12 | 10.10 | 671254266858 |
| 3250295 | G2 8115-1.28 | Optima Plus® 1.28 gpf (4.8 Lpf) | 650.95 | 423.12 | 10.10 | 671254352544 |

G2 Optima Plus® Battery-Powered Sensor-Activated Urinal flushometers

Battery-powered, sensor-activated control module and flex-tube diaphragm flushometer with angle stop, vacuum breaker flush connection, sweat solder kit with cover tube and cast set screw wall flange – for exposed flushometer for 1-1/4" top urinals.

| | | | | | | |
|---------|-------------|---------------------------------|--------|--------|------|--------------|
| 3250406 | G2 8180-1 | Optima Plus® 1.0 gpf (3.8 Lpf) | 637.25 | 414.21 | 8.20 | 671254266902 |
| 3250408 | G2 8180 | Optima Plus® 3.5 gpf (13.2 Lpf) | 637.25 | 414.21 | 8.20 | 671254266889 |
| 3250409 | G2 8180-1.5 | Optima Plus® 1.5 gpf (5.7 Lpf) | 637.25 | 414.21 | 8.20 | 671254266896 |



SOLIS 8186



SLOAN ECOS 8111

**Contact Your Local Sloan Representative

Pricing subject to change without notice. For most current pricing, refer to online price sheets at www.sloan.com

| Code Number | Product Number | Description | List Price \$ | MAPP Price \$ | Est. Wt. (lbs.) | UPC Code |
|--|----------------|--------------------------------|---------------|---------------|-----------------|--------------|
| Battery-powered, sensor-activated control module and flex-tube diaphragm flushometer with angle stop, vacuum breaker flush connection, sweat solder kit with cover tube and cast set screw wall flange – for exposed flushometer for 3/4" top urinals. | | | | | | |
| 3250401 | G2 8186-1 | Optima Plus® 1.0 gpf (3.8 Lpf) | 637.25 | 414.21 | 8.80 | 671254266100 |
| 3250403 | G2 8186 | Optima Plus® 1.5 gpf (5.7 Lpf) | 637.25 | 414.21 | 8.80 | 671254266827 |
| 3250424 | G2 8186-0.5 | Optima Plus® 0.5 gpf (1.9 Lpf) | 637.25 | 414.21 | 8.80 | 671254266919 |

Royal Optima Plus SFSM for Reclaimed Water

Battery-powered, sensor-activated flushometer with True Mechanical Override designed for reclaimed water.

| | | | | | | |
|---------|-------------------------|---|--------|--------|------|--------------|
| 3010081 | Royal 111-1.28 RW SFSM | 1.28 gpf/4.8 Lpf for reclaimed water | 524.25 | 340.76 | 6.83 | 671254428423 |
| 3012673 | Royal 186-0.5 RW SFSM | 0.5 gpf/1.9 Lpf For Urinals for reclaimed water | 524.25 | 340.76 | 6.83 | 671254428430 |
| 3012674 | Royal 186-0.25 RW SFSM | 0.25 gpf/1.0 Lpf For Urinals for reclaimed water | 524.25 | 340.76 | 6.83 | 671254428447 |
| 3012675 | Royal 186-0.125 RW SFSM | 0.125 gpf/0.5 Lpf For Urinals for reclaimed water | 524.25 | 340.76 | 6.83 | 671254428454 |

Royal® Optima Plus® DFSM/SFSM Water Closet flushometers

Battery-powered, sensor-activated flushometers with True Mechanical Override. Dual-flush model provides up to 31% water savings per flush.

| | | | | | | |
|---------|------------------------|--------------------------|--------|--------|------|--------------|
| 3910275 | Royal 111-1.6 SFSM | 1.6 gpf/6.0 Lpf | 503.10 | 327.02 | 6.83 | 671254412637 |
| 3910276 | Royal 111-1.28 SFSM | 1.28 gpf/4.8 Lpf | 503.10 | 327.02 | 6.83 | 671254412644 |
| 3910285 | Royal 111-1.6/1.1 DFSM | 1.6/1.1 gpf- 6.0/4.2 Lpf | 548.30 | 356.40 | 6.83 | 671254412613 |

Royal® Optima Plus® SFSM Urinal flushometers

Battery-powered, sensor-activated flushometers with True Mechanical Override.

| | | | | | | |
|---------|----------------------|-------------------------------|--------|--------|------|--------------|
| 3912745 | Royal 186-1.0 SFSM | 1.0 gpf/3.8 Lpf For Urinals | 503.10 | 327.02 | 6.83 | 671254412712 |
| 3912746 | Royal 186-0.5 SFSM | 0.5 gpf/1.9 Lpf For Urinals | 503.10 | 327.02 | 6.83 | 671254412729 |
| 3912747 | Royal 186-0.25 SFSM | 0.25 gpf/1.0 Lpf For Urinals | 503.10 | 327.02 | 6.83 | 671254412736 |
| 3912748 | Royal 186-0.125 SFSM | 0.125 gpf/0.5 Lpf For Urinals | 503.10 | 327.02 | 6.83 | 671254412743 |

Royal® DFSM/SFSM Hardwired Water Closet flushometers

Hardwired, sensor-activated flushometers with True Mechanical Override.

| | | | | | | |
|---------|---------------------------|----------------------|--------|--------|------|--------------|
| 3910286 | ROYAL 111-1.6/1.1 DFSM HW | 1.6/1.1 DF Hardwired | 600.25 | 390.16 | 6.83 | 671254417847 |
| 3910287 | ROYAL 111-1.6 SFSM HW | 1.6 gpf Hardwired | 548.30 | 356.40 | 6.83 | 671254417830 |
| 3910288 | ROYAL 111-1.28 SFSM HW | 1.28 gpf Hardwired | 548.30 | 356.40 | 6.83 | 671254417977 |

Royal® SFSM Hardwired Urinal flushometers

Hardwired, sensor-activated flushometers with True Mechanical Override.

| | | | | | | |
|---------|-------------------------|---------------------|--------|--------|------|--------------|
| 3912750 | ROYAL 186-1 SFSM HW | 1.0 gpf Hardwired | 548.30 | 356.40 | 6.83 | 671254417854 |
| 3912751 | ROYAL 186-0.5 SFSM HW | 0.5 gpf Hardwired | 548.30 | 356.40 | 6.83 | 671254417861 |
| 3912752 | ROYAL 186-0.25 SFSM HW | 0.25 gpf Hardwired | 548.30 | 356.40 | 6.83 | 671254417878 |
| 3912753 | ROYAL 186-0.125 SFSM HW | 0.125 gpf Hardwired | 548.30 | 356.40 | 6.83 | 671254417885 |

Royal® SMOOTH® Water Closet flushometers

Exposed, battery-powered, diaphragm-type, sensor-activated, water closet flushometers for floor mounted or wall hung top spud bowls, True Mechanical Override, four "C" batteries, flush accuracy controlled by CID technology.

| | | | | | | |
|---------|-----------------------|--------------------|----------|----------|-------|--------------|
| 3910072 | ROYAL 111-1.28 SMOOTH | 1.28 gpf (4.8 Lpf) | \$534.30 | \$347.30 | 12.50 | 671254348257 |
| 3910135 | ROYAL 111 SMOOTH | 1.6 gpf (6.0 Lpf) | \$534.30 | \$347.30 | 12.50 | 671254322417 |
| 3010125 | ROYAL 110 SMOOTH | 3.5 gpf (13.2 Lpf) | \$534.30 | \$347.30 | 12.50 | 671254322424 |
| 3010360 | ROYAL 115 SMOOTH | 3.5 gpf (13.2 Lpf) | \$549.45 | \$357.14 | 13.80 | 671254322462 |
| 3910350 | ROYAL 115-1.6 SMOOTH | 1.6 gpf (6.0 Lpf) | \$549.45 | \$357.14 | 13.80 | 671254322455 |




ECOS 8186



G2 8111



G2 8180



G2 8186

**Contact Your Local Sloan Representative

Pricing subject to change without notice. For most current pricing, refer to online price sheets at www.sloan.com

| Code Number | Product Number | Description | List Price \$ | MAPP Price \$ | Est. Wt. (lbs.) | UPC Code |
|--|------------------------|---------------------|---------------|---------------|-----------------|--------------|
| Royal® SMOOTH® Urinal flushometers | | | | | | |
| Exposed, battery-powered, diaphragm-type, sensor-activated, urinal flushometers for wall hung top spud urinals, True Mechanical Override, four "C" batteries, flush accuracy controlled by CID technology. | | | | | | |
| 3912475 | ROYAL 180-1 SMOOTH | 1.0 gpf (3.8 Lpf) | 534.30 | 347.30 | 12.50 | 671254322486 |
| 3012460 | ROYAL 180 SMOOTH | 3.5 gpf (13.2 Lpf) | 534.30 | 347.30 | 12.50 | 671254322479 |
| 3012660 | ROYAL 186 SMOOTH | 1.5 gpf (5.7 Lpf) | 534.30 | 347.30 | 12.50 | 671254322431 |
| 3912650 | ROYAL 186-0.5 SMOOTH | 0.5 gpf (1.9 Lpf) | 534.30 | 347.30 | 12.50 | 671254333413 |
| 3912670 | ROYAL 186-1 SMOOTH | 1.0 gpf (3.8 Lpf) | 534.30 | 347.30 | 12.50 | 671254322448 |
| 3912695 | ROYAL 186-0.25 SMOOTH | 0.25 gpf (1.0 Lpf) | 534.30 | 347.30 | 12.50 | 671254348851 |
| 3912698 | ROYAL 186-0.125 SMOOTH | 0.125 gpf (0.5 Lpf) | 534.30 | 347.30 | 12.50 | 671254348844 |

Sloan CX Sensor Flushometers

Sloan's new line of sensor flushometers for concealed applications features the smallest front access wall plate in the industry. Battery operated with hardwired option available.

| | | | | | | |
|---------|---------------------|---------------------------------------|----------|--------|------|--|
| 3400300 | CX 8158-1.6 | Sloan CX 1.6 gpf flushometer | \$995.00 | 646.75 | 5.00 | |
| 3400301 | CX 8158-1.28 | Sloan CX 1.28 gpf flushometer | \$995.00 | 646.75 | 5.00 | |
| 3400302 | CX 8198-0.5 | Sloan CX 0.5 gpf flushometer | \$995.00 | 646.75 | 5.00 | |
| 3400303 | CX 8198-0.25 | Sloan CX 0.25 gpf flushometer | \$995.00 | 646.75 | 5.00 | |
| 3400320 | CX 8198-0.125 | Sloan CX 0.125 gpf flushometer | \$995.00 | 646.75 | 5.00 | |
| 3400304 | CX 8158-1.6 PVDSF | Sloan CX 1.6 gpf flushometer- PVDSF | 1,294.00 | 841.10 | 5.00 | |
| 3400305 | CX 8158-1.28 PVDSF | Sloan CX 1.28 gpf flushometer- PVDSF | 1,294.00 | 841.10 | 5.00 | |
| 3400306 | CX 8198-0.5 PVDSF | Sloan CX 0.5 gpf flushometer- PVDSF | 1,294.00 | 841.10 | 5.00 | |
| 3400307 | CX 8198-0.25 PVDSF | Sloan CX 0.25 gpf flushometer- PVDSF | 1,294.00 | 841.10 | 5.00 | |
| 3400321 | CX 8198-0.125 PVDSF | Sloan CX 0.125 gpf flushometer- PVDSF | 1,294.00 | 841.10 | 5.00 | |
| 3400312 | CX 8158-1.6 PVDPB | Sloan CX 1.6 gpf flushometer- PVDPB | 1,294.00 | 841.10 | 5.00 | |
| 3400313 | CX 8158-1.28 PVDPB | Sloan CX 1.28 gpf flushometer- PVDPB | 1,294.00 | 841.10 | 5.00 | |
| 3400314 | CX 8198-0.5 PVDPB | Sloan CX 0.5 gpf flushometer- PVDPB | 1,294.00 | 841.10 | 5.00 | |
| 3400315 | CX 8198-0.25 PVDPB | Sloan CX 0.25 gpf flushometer- PVDPB | 1,294.00 | 841.10 | 5.00 | |
| 3400323 | CX 8198-0.125 PVDPB | Sloan CX 0.125 gpf flushometer- PVDPB | 1,294.00 | 841.10 | 5.00 | |
| 3400308 | CX 8158-1.6 PVDBN | Sloan CX 1.6 gpf flushometer- PVDBN | 1,294.00 | 841.10 | 5.00 | |
| 3400309 | CX 8158-1.28 PVDBN | Sloan CX 1.28 gpf flushometer- PVDBN | 1,294.00 | 841.10 | 5.00 | |
| 3400310 | CX 8198-0.5 PVDBN | Sloan CX 0.5 gpf flushometer- PVDBN | 1,294.00 | 841.10 | 5.00 | |
| 3400311 | CX 8198-0.25 PVDBN | Sloan CX 0.25 gpf flushometer- PVDBN | 1,294.00 | 841.10 | 5.00 | |
| 3400322 | CX 8198-0.125 PVDBN | Sloan CX 0.125 gpf flushometer- PVDBN | 1,294.00 | 841.10 | 5.00 | |
| 3400316 | CX 8158-1.6 PVDMB | Sloan CX 1.6 gpf flushometer- PVDMB | 1,294.00 | 841.10 | 5.00 | |
| 3400317 | CX 8158-1.28 PVDMB | Sloan CX 1.28 gpf flushometer- PVDMB | 1,294.00 | 841.10 | 5.00 | |
| 3400318 | CX 8198-0.5 PVDMB | Sloan CX 0.5 gpf flushometer- PVDMB | 1,294.00 | 841.10 | 5.00 | |
| 3400319 | CX 8198-0.25 PVDMB | Sloan CX 0.25 gpf flushometer- PVDMB | 1,294.00 | 841.10 | 5.00 | |
| 3400324 | CX 8198-0.125 PVDMB | Sloan CX 0.125 gpf flushometer- PVDMB | 1,294.00 | 841.10 | 5.00 | |



ROYAL 111 SMOOTH



ROYAL 180 SMOOTH



G2 RESS-U

**Contact Your Local Sloan Representative

Pricing subject to change without notice. For most current pricing, refer to online price sheets at www.sloan.com

| Code Number | Product Number | Description | List Price \$ | MAPP Price \$ | Est. Wt. (lbs.) | UPC Code |
|-------------|----------------|-------------|---------------|---------------|-----------------|----------|
|-------------|----------------|-------------|---------------|---------------|-----------------|----------|

G2 RESS Retrofit Kits for Royal® or Regal®

Battery-powered, sensor-activated control module and flex-tube diaphragm inside parts kit, 4 “AA” alkaline batteries. Installation strap wrench and screwdriver included. Kits must be ordered to meet flush volume requirements of existing or new water closets and urinals.

| | | | | | | |
|---------|----------------|---|--------|--------|------|--------------|
| 3325400 | G2 RESS-C | G2 Optima Plus® Retrofit Kits for 3.5 gpf or 1.6 gpf Water Closets – Royal® or Regal® | 487.60 | 316.94 | 3.50 | 671254267060 |
| 3325401 | G2 RESS-C-2.4 | G2 Optima Plus® Retrofit Kits for Water Closets – Royal® or Regal® | 487.60 | 316.94 | 3.50 | 671254267077 |
| 3325402 | G2 RESS-U | G2 Optima Plus® Retrofit Kits for 1.5 gpf or 1.0 gpf Urinals – Royal® or Regal® | 487.60 | 316.94 | 3.50 | 671254267084 |
| 3325403 | G2 RESS-U-0.5 | G2 Optima Plus® Retrofit Kits for Urinals – Royal® or Regal® | 487.60 | 316.94 | 3.50 | 671254267091 |
| 3325435 | G2 RESS-C-1.28 | G2 Optima Plus® Retrofit Kits for Water Closets – Royal® or Regal® | 487.60 | 316.94 | 3.50 | 671254342453 |

G2 RESS Retrofit Kits for use on Zurn Flush Valves

Battery-powered, sensor-activated control module and flex-tube diaphragm inside parts kit, four “AA” alkaline batteries. Installation strap wrench and screwdriver included. Kits must be ordered to meet flush volume requirements of existing or new water closets and urinals.

| | | | | | | |
|---------|-------------------------|---|--------|--------|------|--------------|
| 3325404 | G2 RESS-XD-C | G2 Optima Plus® Retrofit Kits with Adjustable Ground Joint ADJ/GJ 5 C TO C for 3.5 gpf or 1.6 gpf Water Closets | 570.00 | 370.50 | 6.00 | 671254268647 |
| 3325405 | G2 RESS-XD-U | G2 Optima Plus® Retrofit Kits with Adjustable Ground Joint ADJ/GJ 5 C TO C for 1.5 gpf or 1.0 gpf Urinals | 570.00 | 370.50 | 6.00 | 671254268654 |
| 3325407 | G2 RESS-XD-U-0.5 ADJ/GJ | G2 Optima Plus® Retrofit Kits with Adjustable Ground Joint for Urinals | 570.00 | 370.50 | 6.00 | 671254268791 |
| 3325409 | G2 RESS-XD-C-4.5 | G2 Optima Plus® Retrofit Kits with Adjustable Ground Joint for Urinals ADJ/GJ 5 C/C | 570.00 | 370.50 | 6.00 | 671254269682 |
| 3325410 | G2 RESS-Z-C (ZURN) | G2 Optima Plus® Retrofit Kits for use on Zurn 3.5 gpf or 1.6 gpf Water Closet Valves | 487.60 | 316.94 | 2.50 | 671254267107 |
| 3325412 | G2 RESS-Z-U (ZURN) | G2 Optima Plus® Retrofit Kits for use on Zurn 1.5 gpf or 1.0 gpf Urinal Valves | 487.60 | 316.94 | 2.50 | 671254267220 |
| 3325413 | G2 RESS-Z-U-0.5 (ZURN) | G2 Optima Plus Retrofit Kits for use on Zurn Urinal Valves | 487.60 | 316.94 | 2.50 | 671254267237 |

SOLIS® RESS Retrofit Kits – Convert to Solar-Powered Retrofit Kits

Solar-powered, sensor-activated SOLIS® control module and inside parts kit, 4 “AA” Alkaline batteries. Installation strap wrench and screwdriver included. Kits must be ordered to meet the flush volume requirements of existing or new water closets and urinals. Includes Courtesy Flush® override button.

| | | | | | | |
|---------|-------------------------|---|--------|--------|------|--------------|
| 3375300 | SOLIS DF RESS-C-1.6/1.1 | Dual-Flush for Water Closet flushometers | 508.50 | 330.53 | 3.50 | 671254351424 |
| 3375301 | SOLIS RESS-C | Single Flush for 3.5 gpf or 1.6 gpf Water Closet flushometers | 508.50 | 330.53 | 3.50 | 671254351714 |
| 3375302 | SOLIS RESS-C-1.28 | Single Flush for Water Closet flushometers | 508.50 | 330.53 | 3.50 | 671254351677 |
| 3375304 | SOLIS RESS-U-0.5 | Single Flush for Urinal flushometers | 508.50 | 330.53 | 3.50 | 671254351684 |
| 3375305 | SOLIS RESS-U-0.25 | Single Flush for 0.25 gpf Urinal flushometers | 508.50 | 330.53 | 8.50 | 671254351608 |
| 3375306 | SOLIS RESS-U | Single Flush for 1.5 gpf or 1.0 gpf Urinal flushometers | 508.50 | 330.53 | 3.50 | 671254349711 |
| 3375349 | SOLIS RESS-U-0.125 | Single Flush for 0.125 gpf Urinal flushometers | 508.50 | 330.53 | 3.50 | 671254405103 |



SOLIS RESS



SOLIS DF RESS



EBV-1005-A



EBV-1007-A

**Contact Your Local Sloan Representative

Pricing subject to change without notice. For most current pricing, refer to online price sheets at www.sloan.com

| Code Number | Product Number | Description | List Price \$ | Est. Wt. (lbs.) | UPC Code |
|--|---------------------------|--|---------------|-----------------|--------------------|
| SOLIS® Zurn Retrofit Kits | | | | | |
| Battery-powered, sensor-activated control module and flex-tube diaphragm inside parts kit, 4 "AA" Alkaline batteries. Installation strap wrench and screwdriver included. Kits must be ordered to meet flush volume requirements of existing or new water closets and urinals. | | | | | |
| 3375320 | SOLIS RESS-Z-C | Single Flush for Zurn 3.5 gpf or 1.6 gpf Water Closet flushometers | 508.50 | 330.53 | 3.50 671254353343 |
| 3375325 | SOLIS DF RESS-Z-C-1.6/1.1 | Dual-Flush for Zurn Water Closet flushometers | 508.50 | 330.53 | 3.50 671254353688 |
| 3375346 | SOLIS RESS-Z-C-1.28 | Single Flush for Zurn Water Closet flushometers | 508.50 | 330.53 | 3.50 671254387898 |
| 3375347 | SOLIS RESS-Z-U-0.25 | Single Flush for Zurn Urinal flushometers | 508.50 | 330.53 | 3.50 671254387904 |
| 3375348 | SOLIS RESS-Z-U-0.5 | Single Flush for Zurn Urinal flushometers | 508.50 | 330.53 | 3.50 671254387911 |
| SOLIS® Upgrade Kits Convert Sloan G2 flushometers to SOLIS® | | | | | |
| Solar-powered, sensor-activated SOLIS® control module to upgrade existing G2 or Sloan ECOS® flushometers. Includes control module and solar panel assembly with Override button(s). Does not include internal kit. | | | | | |
| 3375350 | EBV-1007-A | Conversion Kit for Single Flush Water Closet G2 TO SOLIS® | 362.40 | 235.56 | 1.80 671254368064 |
| 3375351 | EBV-1005-A | Dual-Flush Conversion Kit for Water Closet flushometers – G2 to SOLIS® for use with 1.6 gpf only | 362.40 | 235.56 | 1.80 671254354357 |
| 3375352 | EBV-1006-A | Conversion Kit for Single Flush Urinal G2 TO SOLIS® | 362.40 | 235.56 | 1.80 671254368057 |
| Sloan ECOS® RESS Retrofit Kits | | | | | |
| Electronic, sensor-activated Sloan ECOS® retrofit contains control module and inside parts kit, 4 "AA" Alkaline batteries. Installation strap wrench and screwdriver included. The closet is an electronic dual-flush and urinal utilizes Smart Sense Technology™ deferred flush protocol. Kits must be ordered to meet the flush volume requirements of existing or new water closets and urinals. ECOS™ RESS-U-0.25 and RESS-U-0.125 supplied with pressure compensating cartridge in lieu of flex tube diaphragm. | | | | | |
| 3375400 | ECOS RESS-C-1.6/1/1 | Dual-Flush Retrofit Kit for Water Closet flushometers | 500.65 | 325.42 | 3.50 671254341678 |
| 3375421 | ECOS RESS-U-0.125 With OR | ECOS Retrofit Kits for Urinals – Royal® or Regal® | 464.35 | 301.83 | 3.50 671254387003 |
| 3375424 | ECOS RESS-U-0.5 With OR | ECOS Retrofit Kits for Urinals – Royal® or Regal® | 464.35 | 301.83 | 3.50 671254413788 |
| 3375424 | ECOS RESS-U With OR | ECOS Retrofit Kits for 1.5 gpf or 1.0 gpf Urinals – Royal® or Regal® | 464.35 | 301.83 | 3.50 — |
| 3375421 | ECOS RESS-U-0.25 With OR | ECOS Retrofit Kits for Urinals – Royal® or Regal® | 464.35 | 301.83 | 3.50 — |
| Sloan ECOS® Upgrade Kits-Convert Sloan G2 flushometers to ECOS | | | | | |
| Battery-powered, sensor-activated Sloan ECOS® electronic dual-flush control module and button assembly. | | | | | |
| 3375450 | EBV-1004-A | Dual-Flush Conversion Kit for Water Closet flushometers – G2 to ECOS® for use with 1.6 gpf only | 239.25 | 155.51 | 0.60 671254348066 |
| Wall Boxes | | | | | |
| 3305158 | EL-191-ALS | Kit Wall Box W/Optima Urinal Less Sensor | 405.25 | 263.41 | 11.86 671254385122 |
| 3305160 | EL-192-ALS | Kit Wall Box W/Optima Closet Less Sensor | 371.60 | 241.54 | 11.74 671254385115 |
| 3305178 | EL-191-A | Kit Wall Box W/Optima F/Urinal SS | 690.10 | 448.57 | 11.86 671254040564 |
| 3305180 | EL-192-A | Kit Wall Box W/Optima F/Closet SS | 686.50 | 446.23 | 11.74 671254069121 |

**Contact Your Local Sloan Representative

Pricing subject to change without notice. For most current pricing, refer to online price sheets at www.sloan.com

BASYS® (EFX)



Page 29

BASYS® High

- EFX100 Hardwired
- EFX150 Battery
- EFX175 Battery + solar
- EFX177 Battery + solar + LCD
- EFX180 Battery + turbine



Page 30-31

BASYS® Mid

- EFX200 Hardwired
- EFX250 Battery
- EFX275 Battery + solar
- EFX277 Battery + solar + LCD
- EFX280 Battery + turbine



Page 32

BASYS® Low

- EFX300 Hardwired
- EFX350 Battery
- EFX375 Battery + solar
- EFX377 Battery + solar + LCD
- EFX380 Battery + turbine



Page 33

BASYS® Low Integrated Base

- EFX600 Hardwired
- EFX650 Battery
- EFX675 Battery + solar
- EFX677 Battery + solar + LCD
- EFX680 Battery + turbine



Page 34

BASYS® Wall

- EFX800 Hardwired
- EFX850 Battery
- EFX875 Battery + solar
- EFX877 Battery + solar + LCD

Optima® (EAF, EBF, ETF)



Page 50

- EAF100 Hardwired
- EAF150 Battery



Page 51

- EAF200 Hardwired
- EAF250 Battery
- EAF275 Battery + solar



Page 51

- EAF225 Hardwired with illuminated temperature indicator



Page 52

- EAF350 Battery

Optima® (continued)



Page 42-47

ETF700 Hardwired
EBF750 Battery
EBF755 Battery, BAA compliance



Page 54

EAF900 Hardwired with backlight stream and illuminated temperature controls



Page 35

ETF80 Hardwired
EBF85 Battery



Page 36

ETF880 Hardwired
EBF187 Battery



Page 37-38

ETF500 Hardwired
EBF550 Battery



Page 40

ETF610 Hardwired
EBF615 Battery
EBF625 Battery, BAA compliance



Page 39

ETF600 Hardwired
EBF650 Battery
EBF655 Battery, BAA compliance



Page 41

ETF660 Hardwired with side sensor



Page 53

EAF700 Hardwired
EAF750 Battery



Page 42-47

ETF700-S Hardwired with surgical bend
EBF750-S Battery with surgical bend

Faucets, Soap Dispensers & Sinks OLP

Optima® (continued)



Page 48

ETF770 Hardwired with side sensor



Page 49

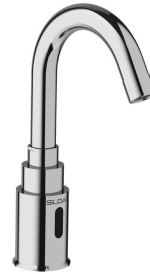
ETF800 Hardwired

Sloan® (SF)



Page 55-56

SF2100 Hardwired
SF2150 Battery



Page 55-56

SF2200 Hardwired
SF2250 Battery



Page 55-56

SF2300 Hardwired
SF2350 Battery



Page 55-56

SF2400 Hardwired
SF2450 Battery

Sloan Faucet Abbreviations & Descriptions List

| Trim Plates | Description |
|---------------|----------------------------|
| -8/8TP | 8 inch Trim plate included |
| -4/4TP | 4 Inch trim Plate included |
| Less Trim | Without Trim Plate |
| 4 Inch Center | 4 inch center set Faucet |

| Finishes | Description |
|----------|--------------------------|
| CP | Chrome Plated |
| PVDBN | Brushed Nickel Finish |
| PVDPB | Polished Brass Finish |
| PVDSB | Satin Brass Finish |
| PVDSF | Brushed Stainless Finish |

| Transformers | Description |
|--------------|-----------------------|
| LT | Less Transformer |
| P | Plug in Transformer |
| B | Box Mount Transformer |

| Water Control | Description |
|---------------------|-----------------------|
| F | Flow Restrictor |
| H | Showerhead Type Spray |
| LF / Line Flush NYP | Line Flush |
| LP | Line Purge |

| Mixing Valves | Description |
|---------------|--------------------------------------|
| ADM | Above Deck Mixing Valve |
| BDM | Below Deck Mechanical Mixing Valve |
| BDT | Below Deck Thermostatic Mixing Valve |
| Check / CT | Check T |
| ISM | Integrated Side Mixing Valve |

| Power Options | Description |
|------------------|----------------|
| B Backup / Bat B | Battery Backup |
| HW | Hardwired |
| L / Batt, LB | Less Batteries |

| Faucet Family | Description |
|---------------|--|
| EAF | Electronic Above Deck Faucet |
| EBF | Electronic Battery Faucet |
| ETF | Electronic Transformer Faucet |
| EFX | Electronic Faucet Generation X (Basys) |
| SF | Sloan Faucet |

| Miscellaneous | Description |
|---------------|-----------------------------|
| BAA / BA | Buy American Act |
| ASM | Assembly |
| DPU | Drain Pop up |
| Ext. | Extension |
| IC | IC Click Feature |
| Intl | International Specification |
| IQ | IQ Click Feature |
| Kit | Kit |
| L Cont Mod | Less Control Module |
| L/Logo, LL | Less Logo |
| LR | Long Range Sensor |
| WS | Wash Station |

| Spout Types | Description |
|---------------|--------------------------------|
| Gneck, G'Neck | Gooseneck Spout |
| S | Surgical (Hospital Bend) Spout |
| Ped | Pedestal Spout |

Pricing subject to change without notice. For most current pricing, refer to online price sheets at www.sloan.com
For special finish options please refer to special finish section.

| Code Number | Product Number | Description | List Price \$ | MAPP Price \$ | Est. Wt. (lbs.) | UPC Code |
|-------------|----------------|-------------|---------------|---------------|-----------------|----------|
|-------------|----------------|-------------|---------------|---------------|-----------------|----------|

BASYS® High - Active Infrared Sensor Faucet

Infrared, sensor-activated, electronic, chrome-plated die cast body, hand washing faucet for pre-tempered or hot/cold water operation.

Note: All BASYS™ faucets are chrome plated zinc die cast and utilize active infrared sensing unless otherwise noted. Low Lead Compliant.

| | | | | | | |
|---------|------------------|---|----------|--------|------|--------------|
| 3324030 | EFX-100.000.0000 | BASYS Faucet High-HW-Bowed-0.5 | 890.60 | 578.89 | 5.00 | 671254401648 |
| 3324215 | EFX-100.002.0000 | BASYS Faucet High-HW-Bowed-1.5 AER | 890.60 | 578.89 | 5.00 | 671254400344 |
| 3324216 | EFX-100.002.0110 | BASYS Faucet High-HW-Bowed-1.5 AER-4TP-EAF11 | 1,032.45 | 671.09 | 5.00 | 671254400351 |
| 3324023 | EFX-100.500.0000 | BASYS Faucet High-HW-Bowed-ISM-0.5 | 929.25 | 604.01 | 5.00 | 671254391284 |
| 3324012 | EFX-100.500.0010 | BASYS Faucet High-HW-Bowed-ISM-0.5-EAF11 | 1,006.70 | 654.36 | 5.00 | 671254398696 |
| 3324024 | EFX-100.502.0000 | BASYS Faucet High-HW-Bowed-ISM-1.5 AER | 929.25 | 604.01 | 5.00 | 671254391277 |
| 3324229 | EFX-100.502.0100 | BASYS Faucet High-HW-Bowed-ISM-1.5 AER-4TP | 1,006.70 | 654.36 | 5.00 | 671254401655 |
| 3324025 | EFX-150.000.0000 | BASYS Faucet High-Batt-Bowed-0.5 | 851.80 | 553.67 | 5.00 | 671254395947 |
| 3324223 | EFX-150.002.0000 | BASYS Faucet High-Batt-Bowed-1.5 AER | 851.80 | 553.67 | 5.00 | 671254401488 |
| 3324300 | EFX-150.003.0000 | BASYS Faucet High-Batt-Bowed-1.5 LAM | 851.80 | 553.67 | 5.00 | 671254406520 |
| 3324026 | EFX-150.500.0000 | BASYS Faucet High-Batt-Bowed-ISM-0.5 | 890.60 | 578.89 | 5.00 | 671254398764 |
| 3324230 | EFX-150.500.0100 | BASYS Faucet High-Batt-Bowed-ISM-0.5-4TP | 955.05 | 620.78 | 5.00 | 671254401662 |
| 3324011 | EFX-150.502.0000 | BASYS Faucet High-Batt-Bowed-ISM-1.5 AER | 890.60 | 578.89 | 5.00 | 671254391260 |
| 3324027 | EFX-150.502.0100 | BASYS Faucet High-Batt-Bowed-ISM-1.5 AER-4TP | 955.05 | 620.78 | 5.00 | 671254398702 |
| 3324303 | EFX-150.503.0000 | BASYS Faucet High-Batt-Bowed-ISM-1.5 LAM | 890.60 | 578.89 | 5.00 | 671254406551 |
| 3324243 | EFX-175.000.0000 | BASYS Faucet High-Solar-0.5 | 980.80 | 637.52 | 5.00 | 671254403598 |
| 3324220 | EFX-175.002.0000 | BASYS Faucet High-Solar-1.5 AER | 980.80 | 637.52 | 5.00 | 671254401181 |
| 3324221 | EFX-175.002.0200 | BASYS Faucet High-Solar-1.5 AER-8TP | 1,058.25 | 687.86 | 5.00 | 671254401372 |
| 3324244 | EFX-175.500.0000 | BASYS Faucet High-Solar-ISM-0.5 | 1,019.60 | 662.74 | 5.00 | 671254403604 |
| 3324010 | EFX-175.502.0000 | BASYS Faucet High-Solar-ISM-1.5 AER | 1,019.60 | 662.74 | 5.00 | 671254391253 |
| 3324212 | EFX-175.502.0010 | BASYS Faucet High-Solar-ISM-1.5 AER-EAF11 | 1,097.05 | 713.08 | 5.00 | 671254400221 |
| 3324211 | EFX-175.502.0110 | BASYS Faucet High-Solar-ISM-1.5 AER-4TP-EAF11 | 1,161.55 | 755.01 | 5.00 | 671254400108 |
| 3324224 | EFX-177.000.0000 | BASYS Faucet High-Solar-LCD Solar-0.5 | 1,303.45 | 847.24 | 5.00 | 671254401495 |
| 3324209 | EFX-177.000.0100 | BASYS Faucet High-Solar-LCD Solar-0.5-4TP | 1,368.05 | 889.23 | 5.00 | 671254400054 |
| 3324302 | EFX-177.003.0000 | BASYS Faucet High-Solar-LCD Solar-1.5 LAM | 1,303.45 | 847.24 | 5.00 | 671254406544 |
| 3324086 | EFX-177.500.0000 | BASYS Faucet High-Solar-LCD Solar-ISM-0.5 | 1,342.25 | 872.46 | 5.00 | 671254398139 |
| 3324013 | EFX-177.502.0000 | BASYS Faucet High-Solar-LCD Solar-ISM-1.5 AER | 1,342.25 | 872.46 | 5.00 | 671254396081 |
| 3324029 | EFX-177.502.0100 | BASYS Faucet High-Solar-LCD Solar-ISM-1.5 AER-4TP | 1,342.25 | 872.46 | 5.00 | 671254396098 |
| 3324305 | EFX-177.503.0000 | BASYS Faucet High-Solar-LCD Solar-ISM-1.5 LAM | 1,342.25 | 872.46 | 5.00 | 671254406575 |
| 3324360 | EFX180.503.0000 | BASYS Faucet High-Turbine 1.5 LAM | 1,019.65 | 662.77 | 5.00 | 67125441044 |
| 3324361 | EFX180.003.0000 | BASYS Faucet High-Turbine LCD 1.5 LAM | 980.85 | 637.55 | 5.00 | 67125441043 |
| 3324362 | EFX180.502.0000 | BASYS Faucet High-Turbine ISM 1.5 AER | 1,019.65 | 662.77 | 5.00 | 67125441042 |
| 3324363 | EFX180.500.0000 | BASYS Faucet High-Turbine -ISM-0.5 | 1,019.65 | 662.77 | 5.00 | 67125441041 |
| 3324364 | EFX180.002.0000 | BASYS Faucet High-Turbine 1.5 AER | 980.85 | 637.55 | 5.00 | 67125441040 |
| 3324365 | EFX180.000.0000 | BASYS Faucet High-Turbine 0.5 | 980.85 | 637.55 | 5.00 | 67125441039 |



- EFX100 Hardwired
- EFX150 Battery
- EFX175 Battery + solar
- EFX177 Battery + solar + LCD
- EFX180 Battery + turbine

**Contact Your Local Sloan Representative

IB - Integrated Base; **HW** - Hardwire; **Batt** - Alkaline Battery; **Solar** - Solar Power; **CAP** - Capacitance; **LCD** - Solar+LCD Crown; **ISM** - Integral Temperature Control Spout Mixer; **BDM** - Below Deck Mixing Valve; **BDT** - Below Deck Thermostatic Mixing Valve; **0.5** - 0.5 gpm/1.9 Lpm Multi-Lam Spray Insert; **1.5 AER** - 1.5 gpm/5.7 Lpm Aerator; **1.5 AER** - 1.5 gpm/5.7 Lpm Laminar; **4TP** - 4" Trim Plate; **8TP** - 8" Trim Plate; **EAF11** - 6 VDC Plug-In Voltage Adapter; **EAF37** - 6 VDC Box-Mount Adapter, Turbine - Turbine Power

Pricing subject to change without notice. For most current pricing, refer to online price sheets at www.sloan.com

| Code Number | Product Number | Description | List Price \$ | MAPP Price \$ | Est. Wt. (lbs.) | UPC Code |
|---|------------------|--|---------------|---------------|-----------------|--------------|
| BASYS® Mid - Active Infrared Sensor Faucet | | | | | | |
| Infrared, sensor-activated, electronic, chrome-plated die cast body, hand washing faucet for pre-tempered or hot/cold water operation. | | | | | | |
| Note: All BASYS faucets are chrome plated zinc die cast and utilize active infrared sensing unless otherwise noted. Low Lead Compliant. | | | | | | |
| 3324031 | EFX-200.000.0000 | BASYS Faucet Mid-HW-Bowed-0.5 | 774.40 | 503.36 | 5.00 | 671254391352 |
| 3324207 | EFX-200.000.0110 | BASYS Faucet Mid-HW-Bowed-0.5-4TP-EAF11 | 916.35 | 595.63 | 5.00 | 671254399709 |
| 3324204 | EFX-200.002.0000 | BASYS Faucet Mid-HW-Bowed-1.5 AER | 774.05 | 503.13 | 5.00 | 671254399730 |
| 3324205 | EFX-200.002.0110 | BASYS Faucet Mid-HW-Bowed-1.5 AER-4TP-EAF11 | 916.35 | 595.63 | 5.00 | 671254399747 |
| 3324203 | EFX-200.100.0040 | BASYS Faucet Mid-HW-Bowed-0.5-EAF37 | 893.10 | 580.52 | 5.00 | 671254399242 |
| 3324233 | EFX-200.200.0040 | BASYS Faucet Mid-HW-Bowed-BDT-0.5-EAF37 | 1,140.95 | 741.62 | 5.00 | 671254402553 |
| 3324014 | EFX-200.500.0000 | BASYS Faucet Mid-HW-Bowed-ISM-0.5 | 813.20 | 528.58 | 5.00 | 671254391314 |
| 3324095 | EFX-200.500.0010 | BASYS Faucet Mid-HW-Bowed-ISM-0.5-EAF11 | 890.60 | 578.89 | 5.00 | 671254398528 |
| 3324241 | EFX-200.500.0110 | BASYS Faucet Mid-HW-Bowed-ISM-0.5-4TP-EAF11 | 955.05 | 620.78 | 5.00 | 671254403420 |
| 3324033 | EFX-200.502.0000 | BASYS Faucet Mid-HW-Bowed-ISM-1.5 AER | 813.20 | 528.58 | 5.00 | 671254391819 |
| 3324240 | EFX-200.502.0010 | BASYS Faucet Mid-HW-Bowed-ISM-1.5 AER-EAF11 | 890.60 | 578.89 | 5.00 | 671254403413 |
| 3324082 | EFX-200.502.0040 | BASYS Faucet Mid-HW-Bowed-ISM-1.5 AER-EAF37 | 890.60 | 578.89 | 5.00 | 671254397811 |
| 3324231 | EFX-200.502.0100 | BASYS Faucet Mid-HW-Bowed-ISM-1.5 AER-4TP | 877.60 | 570.44 | 5.00 | 671254401570 |
| 3324005 | EFX-250.000.0000 | BASYS Faucet Mid-Batt-Bowed-0.5 | 735.70 | 478.21 | 5.00 | 671254391338 |
| 3324073 | EFX-250.002.0000 | BASYS Faucet Mid-Batt-Bowed-1.5 AER | 735.70 | 478.21 | 5.00 | 671254395954 |
| 3324077 | EFX-250.002.0100 | BASYS Faucet Mid-Batt-Bowed-1.5 AER-4TP | 800.15 | 520.10 | 5.00 | 671254396340 |
| 3324306 | EFX-250.003.0000 | BASYS Faucet Mid-Batt-Bowed-1.5 LAM | 735.70 | 478.21 | 5.00 | 671254406582 |
| 3324004 | EFX-250.500.0000 | BASYS Faucet Mid-Batt-Bowed-ISM-0.5 | 774.40 | 503.36 | 5.00 | 671254391307 |
| 3324058 | EFX-250.500.0100 | BASYS Faucet Mid-Batt-Bowed-ISM-0.5-4TP | 838.90 | 545.29 | 5.00 | 671254395268 |
| 3324076 | EFX-250.500.0200 | BASYS Faucet Mid-Batt-Bowed-ISM-0.5-8TP | 851.80 | 553.67 | 5.00 | 671254396036 |
| 3324035 | EFX-250.502.0000 | BASYS Faucet Mid-Batt-Bowed-ISM-1.5 AER | 774.40 | 503.36 | 5.00 | 671254392137 |
| 3324060 | EFX-250.502.0100 | BASYS Faucet Mid-Batt-Bowed-ISM-1.5-4TP | 838.90 | 545.29 | 5.00 | 671254395282 |
| 3324218 | EFX-250.502.0200 | BASYS Faucet Mid-Batt-Bowed-ISM-1.5 AER-8TP | 851.80 | 553.67 | 5.00 | 671254400696 |
| 3324309 | EFX-250.503.0000 | BASYS Faucet Mid-Batt-Bowed-ISM-1.5 LAM | 774.40 | 503.36 | 3.71 | 671254406612 |
| 3324003 | EFX-275.000.0000 | BASYS Faucet Mid-Solar-0.5 | 864.75 | 562.09 | 5.00 | 671254391321 |
| 3324074 | EFX-275.002.0000 | BASYS Faucet Mid-Solar-1.5 AER | 864.75 | 562.09 | 5.00 | 671254396128 |
| 3324307 | EFX-275.003.0000 | BASYS Faucet Mid-Solar-1.5 LAM | 864.75 | 562.09 | 5.00 | 671254406599 |
| 3324217 | EFX-275.100.0200 | BASYS Faucet Mid-Solar-BDM-0.5-8TP | 983.45 | 639.24 | 5.00 | 671254400474 |
| 3324002 | EFX-275.500.0000 | BASYS Faucet Mid-Solar-ISM-0.5 | 903.45 | 587.24 | 5.00 | 671254391291 |
| 3324015 | EFX-275.500.0100 | BASYS Faucet Mid-Solar-ISM-0.5-4TP | 968.05 | 629.23 | 5.00 | 671254391345 |
| 3324034 | EFX-275.502.0000 | BASYS Faucet Mid-Solar-ISM-1.5 AER | 903.45 | 587.24 | 5.00 | 671254392120 |
| 3324042 | EFX-275.502.0100 | BASYS Faucet Mid-Solar-ISM-1.5 AER-4TP | 968.05 | 629.23 | 5.00 | 671254394681 |
| 3324078 | EFX-275.502.0200 | BASYS Faucet Mid-Solar-ISM-1.5 AER-8TP | 980.80 | 637.52 | 5.00 | 671254396494 |
| 3324310 | EFX-275.503.0000 | BASYS Faucet Mid-Solar-ISM-1.5 LAM | 903.45 | 587.24 | 5.00 | 671254406629 |
| 3324208 | EFX-277.000.0100 | BASYS Faucet Mid-Solar-LCD Solar-0.5-4TP | 1,251.85 | 813.70 | 5.00 | 671254400047 |
| 3324213 | EFX-277.000.0000 | BASYS Faucet Mid-Solar-LCD Solar-0.5 | 1,187.30 | 771.75 | 5.00 | 671254400238 |
| 3324080 | EFX-277.002.0000 | BASYS Faucet Mid-Solar-LCD Solar-1.5 AER | 1,187.30 | 771.75 | 5.00 | 671254398757 |
| 3324308 | EFX-277.003.0000 | BASYS Faucet Mid-Solar-LCD Solar-1.5 LAM | 1,187.30 | 771.75 | 5.00 | 671254406605 |
| 3324061 | EFX-277.500.0000 | BASYS Faucet Mid-Solar-LCD Solar-ISM-0.5 | 1,226.05 | 796.93 | 5.00 | 671254395190 |
| 3324059 | EFX-277.500.0100 | BASYS Faucet Mid-Solar-LCD Solar-ISM-0.5-4TP | 1,290.60 | 838.89 | 5.00 | 671254395275 |
| 3324032 | EFX-277.502.0000 | BASYS Faucet Mid-Solar-LCD Solar-ISM-1.5 AER | 1,226.05 | 796.93 | 5.00 | 671254391840 |
| 3324043 | EFX-277.502.0100 | BASYS Faucet Mid-Solar-LCD Solar-ISM-1.5 AER-4TP | 1,290.65 | 838.92 | 5.00 | 671254394698 |
| 3324311 | EFX-277.503.0000 | BASYS Faucet Mid-Solar-LCD Solar-ISM-1.5 LAM | 1,226.05 | 796.93 | 5.00 | 671254406636 |



- EFX200 Hardwired
- EFX250 Battery
- EFX275 Battery + solar
- EFX277 Battery + solar + LCD
- EFX280 Battery + turbine

**Contact Your Local Sloan Representative

IB - Integrated Base; HW - Hardwire; Batt - Alkaline Battery; Solar - Solar Power; CAP - Capacitance; LCD - Solar+LCD Crown; ISM - Integral Temperature Control Spout Mixer; BDM - Below Deck Mixing Valve; BDT - Below Deck Thermostatic Mixing Valve; 0.5 - 0.5 gpm/1.9 Lpm Multi-Lam Spray Insert; 1.5 AER - 1.5 gpm/5.7 Lpm Aerator; 1.5 AER - 1.5 gpm/5.7 Lpm Laminar; 4TP - 4" Trim Plate; 8TP - 8" Trim Plate; EAF11 - 6 VDC Plug-In Voltage Adapter; EAF37 - 6 VDC Box-Mount Adapter, Turbine - Turbine Power

Pricing subject to change without notice. For most current pricing, refer to online price sheets at www.sloan.com

| Code Number | Product Number | Description | List Price \$ | MAPP Price \$ | Est. Wt. (lbs.) | UPC Code |
|-------------|------------------|--|---------------|---------------|-----------------|--------------|
| 3324067 | EFX-277.503.0200 | BASYS Faucet Mid-Solar-LCD Solar-ISM-1.5 LAM-8TP | 1,303.45 | 847.24 | 5.00 | 671254396050 |
| 3324366 | EFX280.503.0000 | BASYS Faucet Mid-Turbine ISM 1.5 LAM | 903.45 | 587.24 | 5.00 | 67125441038 |
| 3324367 | EFX280.003.0000 | BASYS Faucet Mid-Turbine 1.5 LAM | 864.70 | 562.06 | 5.00 | 67125441037 |
| 3324368 | EFX280.502.0000 | BASYS Faucet Mid-Turbine ISM 1.5 AER | 903.45 | 587.24 | 5.00 | 67125441036 |
| 3324369 | EFX280.500.0000 | BASYS Faucet Mid-Turbine ISM 0.5 | 903.45 | 587.24 | 5.00 | 67125441035 |
| 3324370 | EFX280.002.0000 | BASYS Faucet Mid-Turbine 1.5 AER | 864.70 | 562.06 | 5.00 | 67125441034 |
| 3324371 | EFX280.000.0000 | BASYS Faucet Mid-Turbine 0.5 | 864.70 | 562.06 | 5.00 | 67125441033 |



- EFX200 Hardwired
- EFX250 Battery
- EFX275 Battery + solar
- EFX277 Battery + solar + LCD
- EFX280 Battery + turbine

**Contact Your Local Sloan Representative

IB - Integrated Base; **HW** - Hardwire; **Batt** - Alkaline Battery; **Solar** - Solar Power; **CAP** - Capacitance; **LCD** - Solar+LCD Crown; **ISM** - Integral Temperature Control Spout Mixer; **BDM** - Below Deck Mixing Valve; **BDT** - Below Deck Thermostatic Mixing Valve; **0.5** - 0.5 gpm/1.9 Lpm Multi-Lam Spray Insert; **1.5 AER** - 1.5 gpm/5.7 Lpm Aerator; **1.5 AER** - 1.5 gpm/5.7 Lpm Laminar; **4TP** - 4" Trim Plate; **8TP** - 8" Trim Plate; **EAFF11** - 6 VDC Plug-In Voltage Adapter; **EAFF37** - 6 VDC Box-Mount Adapter, Turbine - Turbine Power

Pricing subject to change without notice. For most current pricing, refer to online price sheets at www.sloan.com

| Code Number | Product Number | Description | List Price \$ | MAPP Price \$ | Est. Wt. (lbs.) | UPC Code |
|---|------------------|---|---------------|---------------|-----------------|--------------|
| BASYS® Low, Pedestal - Active Infrared or Capacitance Sensor Faucet | | | | | | |
| Infrared or capacitance, sensor-activated, electronic, chrome-plated die cast body, hand washing faucet for pre-tempered or hot/cold water operation with turbine power option. Note: All BASYS faucets are chrome plated zinc die cast and utilize active Infrared Sensing unless otherwise noted. Low Lead Compliant. CAP only BAA. | | | | | | |
| 3324096 | EFX-300.000.0010 | BASYS Faucet Low-HW-Bowed-0.5-EAF11 | 722.75 | 469.79 | 5.00 | 671254398511 |
| 3324238 | EFX-300.000.0040 | BASYS Faucet Low-HW-Bowed-0.5-EAF37 | 722.75 | 469.79 | 5.00 | 671254403314 |
| 3324092 | EFX-300.002.0010 | BASYS Faucet Low-HW-Bowed-1.5 AER-EAF11 | 722.75 | 469.79 | 5.00 | 671254398283 |
| 3324007 | EFX-300.010.0010 | BASYS Faucet Low-HW-Bowed-CAP-0.5-EAF11 | 709.90 | 461.44 | 5.00 | 671254394025 |
| 3324350 | EFX-300.013.0010 | BASYS Faucet Low-HW-Bowed-CAP-1.5 LAM-EAF11 | 722.75 | 469.79 | 5.00 | 671254406803 |
| 3324046 | EFX-300.100.0010 | BASYS Faucet Low-HW-Bowed-BDM-0.5-EAF11 | 764.10 | 496.67 | 5.00 | 671254398825 |
| 3324093 | EFX-300.202.0010 | BASYS Faucet Low-HW-Bowed-BDT-1.5 AER-EAF11 | 1,011.90 | 657.74 | 5.00 | 671254398290 |
| 3324210 | EFX-300.210.0110 | BASYS Faucet Low-HW-Bowed-BDT-CAP-0.5-4TP-EAF11 | 1,076.40 | 699.66 | 5.00 | 671254400092 |
| 3324089 | EFX-300.500.0000 | BASYS Faucet Low-HW-Bowed-ISM-0.5 | 684.05 | 444.63 | 5.00 | 671254398047 |
| 3324097 | EFX-300.500.0010 | BASYS Faucet Low-HW-Bowed-ISM-0.5-EAF11 | 761.55 | 495.01 | 5.00 | 671254398566 |
| 3324037 | EFX-350.000.0000 | BASYS Faucet Low-Batt-Bowed-0.5 | 606.60 | 394.29 | 5.00 | 671254395725 |
| 3324312 | EFX-350.003.0000 | BASYS Faucet Low-Batt-Bowed-1.5 LAM | 606.60 | 394.29 | 5.00 | 671254406643 |
| 3324019 | EFX-350.010.0000 | BASYS Faucet Low-Batt-Bowed-CAP-0.5 | 606.60 | 394.29 | 5.00 | 671254392229 |
| 3324066 | EFX-350.010.0100 | BASYS Faucet Low-Batt-Bowed-CAP-0.5-4TP | 659.00 | 428.35 | 5.00 | 671254395992 |
| 3324000 | EFX-350.012.0000 | BASYS Faucet Low-Batt-Bowed-CAP-1.5 AER | 606.60 | 394.29 | 5.00 | 671254391833 |
| 3324351 | EFX-350.013.0000 | BASYS Faucet Low-Batt-Bowed-CAP-1.5 LAM | 606.60 | 394.29 | 5.00 | 671254406438 |
| 3324047 | EFX-350.100.0000 | BASYS Faucet Low-Batt-Bowed-BDM-0.5 | 647.95 | 421.17 | 5.00 | 671254398832 |
| 3324201 | EFX-350.102.0000 | BASYS Faucet Low-Batt-Bowed-BDM-1.5 AER | 647.95 | 421.17 | 5.00 | 671254399143 |
| 3324006 | EFX-350.110.0000 | BASYS Faucet Low-Batt-Bowed-BDM-CAP-0.5 | 648.35 | 421.43 | 5.00 | 671254392212 |
| 3324048 | EFX-350.200.0000 | BASYS Faucet Low-Batt-Bowed-BDT-0.5 | 895.80 | 582.27 | 5.00 | 671254398849 |
| 3324069 | EFX-350.210.0000 | BASYS Faucet Low-Batt-Bowed-BDT-CAP-0.5 | 895.80 | 582.27 | 5.00 | 671254398856 |
| 3324225 | EFX-350.500.0000 | BASYS Faucet Low-Batt-Bowed-ISM-0.5 | 645.35 | 419.48 | 5.00 | 671254401501 |
| 3324081 | EFX-350.502.0000 | BASYS Faucet Low-Batt-Bowed-ISM-1.5 AER | 645.35 | 419.48 | 5.00 | 671254397781 |
| 3324206 | EFX-350.502.0100 | BASYS Faucet Low-Batt-Bowed-ISM-1.5 AER-4TP | 709.90 | 461.44 | 5.00 | 671254399754 |
| 3324315 | EFX-350.503.0000 | BASYS Faucet Low-Batt-Bowed-ISM-1.5 LAM | 645.35 | 419.48 | 5.00 | 671254406674 |
| 3324087 | EFX-375.000.0000 | BASYS Faucet Low-Solar-0.5 | 735.70 | 478.21 | 5.00 | 671254398023 |
| 3324090 | EFX-375.000.0100 | BASYS Faucet Low-Solar-0.5-4TP | 800.15 | 520.10 | 5.00 | 671254398054 |
| 3324045 | EFX-375.002.0000 | BASYS Faucet Low-Solar-1.5 AER | 735.70 | 478.21 | 5.00 | 671254398924 |
| 3324313 | EFX-375.003.0000 | BASYS Faucet Low-Solar-1.5 LAM | 735.70 | 478.21 | 5.00 | 671254406650 |
| 3324226 | EFX-375.500.0000 | BASYS Faucet Low-Solar-ISM-0.5 | 774.40 | 503.36 | 5.00 | 671254401617 |
| 3324234 | EFX-375.500.0100 | BASYS Faucet Low-Solar-ISM-0.5-4TP | 838.90 | 545.29 | 5.00 | 671254402713 |
| 3324227 | EFX-375.502.0000 | BASYS Faucet Low-Solar-ISM-1.5 AER | 774.40 | 503.36 | 5.00 | 671254401624 |
| 3324316 | EFX-375.503.0000 | BASYS Faucet Low-Solar-ISM-1.5 LAM | 774.40 | 503.36 | 2.20 | 671254406681 |
| 3324314 | EFX-377.003.0000 | BASYS Faucet Low-Solar-LCD Solar-1.5 LAM | 1,058.25 | 687.86 | 5.00 | 671254406667 |
| 3324317 | EFX-377.503.0000 | BASYS Faucet Low-Solar-LCD Solar-ISM-1.5 LAM | 1,097.05 | 713.08 | 5.00 | 671254406698 |
| 3324021 | EFX-380.010.0000 | BASYS Faucet Low-Turbine-Bowed-CAP-0.5 | 735.70 | 478.21 | 5.00 | 671254393509 |
| 3324022 | EFX-380.012.0000 | BASYS Faucet Low-Turbine-Bowed-CAP-1.5 AER | 735.70 | 478.21 | 5.00 | 671254392236 |
| 3324354 | EFX-380.013.0000 | BASYS Faucet Low-Turbine-Bowed-CAP-1.5 LAM | 813.15 | 528.55 | 5.00 | 671254406827 |
| 3324062 | EFX-380.210.0100 | BASYS Faucet Low-Turbine-Bowed-BDT-CAP-0.5-4TP | 1,089.25 | 708.01 | 5.00 | 671254395800 |



- EFX300 Hardwired
- EFX350 Battery
- EFX375 Battery + solar
- EFX377 Battery + solar + LCD
- EFX380 Battery + turbine

| Code Number | Product Number | Description | List Price \$ | MAPP Price \$ | Est. Wt. (lbs.) | UPC Code |
|---|------------------|--|---------------|---------------|-----------------|--------------|
| BASYS® Low, Integrated Base - Active Infrared or Capacitance Sensor Faucet | | | | | | |
| Infrared or capacitance, sensor-activated, electronic, chrome-plated die cast body, hand washing faucet for pre-tempered or hot/cold water operation with turbine power option. Note: All BASYS faucets are chrome plated zinc die cast and utilize active infrared sensing unless otherwise noted. Low Lead Compliant. CAP only BAA. | | | | | | |
| 3324050 | EFX-600.000.0000 | BASYS Faucet Low IB-HW-Bowed-0.5 | 645.35 | 419.48 | 5.00 | 671254399839 |
| 3324202 | EFX-600.000.0040 | BASYS Faucet Low IB-HW-Bowed-0.5-EAF37 | 722.75 | 469.79 | 5.00 | 671254399068 |
| 3324008 | EFX-600.010.0010 | BASYS Faucet Low IB-HW-Bowed-CAP-0.5-EAF11 | 722.75 | 469.79 | 5.00 | 671254394063 |
| 3324352 | EFX-600.013.0010 | BASYS Faucet Low IB-HW-Bowed-CAP-1.5 LAM-EAF11 | 722.75 | 469.79 | 5.00 | 671254406810 |
| 3324052 | EFX-650.000.0000 | BASYS Faucet Low IB-Batt-Bowed-0.5 | 606.60 | 394.29 | 5.00 | 671254395688 |
| 3324065 | EFX-650.002.0000 | BASYS Faucet Low IB-Batt-Bowed-1.5 AER | 606.60 | 394.29 | 5.00 | 671254396166 |
| 3324318 | EFX-650.003.0000 | BASYS Faucet Low IB-Batt-Bowed-1.5 LAM | 606.60 | 394.29 | 5.00 | 671254406704 |
| 3324001 | EFX-650.010.0000 | BASYS Faucet Low IB-Batt-Bowed-CAP-0.5 | 606.60 | 394.29 | 5.00 | 671254394032 |
| 3324036 | EFX-650.012.0000 | BASYS Faucet Low IB-Batt-Bowed-CAP-1.5 AER | 606.60 | 394.29 | 5.00 | 671254394087 |
| 3324053 | EFX-650.100.0000 | BASYS Faucet Low IB-Batt-Bowed-BDM-0.5 | 647.95 | 421.17 | 5.00 | 671254396838 |
| 3324009 | EFX-650.110.0000 | BASYS Faucet Low IB-Batt-Bowed-BDM-CAP-0.5 | 647.90 | 421.14 | 5.00 | 671254394049 |
| 3324039 | EFX-650.210.0000 | BASYS Faucet Low IB-Batt-Bowed-BDT-CAP-0.5 | 895.80 | 582.27 | 5.00 | 671254394582 |
| 3324091 | EFX-675.000.0000 | BASYS Faucet Low IB-Solar-0.5 | 735.70 | 478.21 | 5.00 | 671254398061 |
| 3324228 | EFX-675.002.0000 | BASYS Faucet Low IB-Solar-1.5 AER | 735.70 | 478.21 | 5.00 | 671254401631 |
| 3324319 | EFX-675.003.0000 | BASYS Faucet Low IB-Solar-1.5 LAM | 735.70 | 478.21 | 2.42 | 671254406711 |
| 3324214 | EFX-675.200.0000 | BASYS Faucet Low IB-Solar-BDT-0.5 | 1,024.80 | 666.12 | 5.00 | 671254400276 |
| 3324320 | EFX-677.003.0000 | BASYS Faucet Low IB-Solar-LCD Solar-1.5 LAM | 1,058.25 | 687.86 | 2.42 | 671254406728 |
| 3324268 | EFX-680.010.0000 | BASYS Faucet Low IB-Turbine-Bowed-1.5 LAM | 735.70 | 478.21 | 5.00 | 671254406834 |
| 3324237 | EFX-680.210.0000 | BASYS Faucet Low IB-Turbine-Bowed-BDT-CAP-0.5 | 1,024.80 | 666.12 | 5.00 | 671254403215 |



- EFX600 Hardwired
- EFX650 Battery
- EFX675 Battery + solar
- EFX677 Battery + solar + LCD
- EFX680 Battery + turbine

**Contact Your Local Sloan Representative

IB - Integrated Base; **HW** - Hardwire; **Batt** - Alkaline Battery; **Solar** - Solar Power; **CAP** - Capacitance; **LCD** - Solar+LCD Crown; **ISM** - Integral Temperature Control Spout Mixer; **BDM** - Below Deck Mixing Valve; **BDT** - Below Deck Thermostatic Mixing Valve; **0.5** - 0.5 gpm/1.9 Lpm Multi-Lam Spray Insert; **1.5 AER** - 1.5 gpm/5.7 Lpm Aerator; **1.5 AER** - 1.5 gpm/5.7 Lpm Laminar; **4TP** - 4" Trim Plate; **8TP** - 8" Trim Plate; **EAF11** - 6 VDC Plug-In Voltage Adapter; **EAF37** - 6 VDC Box-Mount Adapter, Turbine - Turbine Power

Pricing subject to change without notice. For most current pricing, refer to online price sheets at www.sloan.com

| Code Number | Product Number | Description | List Price \$ | MAPP Price \$ | Est. Wt. (lbs.) | UPC Code |
|---|------------------|---|---------------|---------------|-----------------|--------------|
| BASYS® Wall - Active Infrared Sensor Faucet | | | | | | |
| Infrared, sensor-activated, electronic, chrome-plated die cast body, hand washing faucet for pre-tempered or hot/cold water operation. Lithium battery is for EFX-8XX only. Note: All BASYS faucets are chrome plated zinc die cast and utilize active infrared sensing unless otherwise noted. Low Lead Compliant. | | | | | | |
| 3324251 | EFX-800.000.1010 | BASYS Faucet Wall NPT1/2-HW-Bowed-0.5-EAF11 | 1,019.60 | 662.74 | 5.00 | 671254403819 |
| 3324055 | EFX-800.002.1000 | BASYS Faucet Wall NPT1/2-HW-Bowed-1.5 AER | 942.20 | 612.43 | 5.00 | 671254395930 |
| 3324072 | EFX-800.102.1040 | BASYS Faucet Wall NPT1/2-HW-Bowed-BDM-1.5 AER-EAF37 | 1,061.00 | 689.65 | 5.00 | 671254398931 |
| 3324249 | EFX-850.000.1000 | BASYS Faucet Wall NPT1/2-Batt-Bowed-0.5 | 903.45 | 587.24 | 5.00 | 671254404250 |
| 3324056 | EFX-850.002.1000 | BASYS Faucet Wall NPT1/2-Batt-Bowed-1.5 AER | 903.45 | 587.24 | 5.00 | 671254397804 |
| 3324232 | EFX-850.202.1000 | BASYS Faucet Wall NPT1/2-Batt-Bowed-BDT-1.5 AER | 1,192.55 | 775.16 | 5.00 | 671254401921 |
| 3324286 | EFX-875.000.1000 | BASYS Faucet Wall NPT1/2-Solar-0.5 | 970.10 | 630.57 | 5.00 | — |
| 3324287 | EFX-875.002.1000 | BASYS Faucet Wall NPT1/2-Solar-1.5 AER | 970.10 | 630.57 | 5.00 | — |
| 3324290 | EFX-875.003.1000 | BASYS Faucet Wall NPT1/2-Solar-1.5 LAM | 970.10 | 630.57 | 5.00 | — |
| 3324288 | EFX-877.000.1000 | BASYS Faucet Wall NPT1/2-Solar-LCD Solar-0.5 | 1,355.17 | 880.86 | 5.00 | — |
| 3324289 | EFX-877.002.1000 | BASYS Faucet Wall NPT1/2-Solar-LCD Solar-1.5 AER | 1,355.17 | 880.86 | 5.00 | — |
| 3324291 | EFX-877.003.1000 | BASYS Faucet Wall NPT1/2-Solar-LCD Solar-1.5 LAM | 1,355.17 | 880.86 | 5.00 | — |



- EFX800 Hardwired
- EFX850 Battery
- EFX875 Battery + solar
- EFX877 Battery + solar + LCD

**Contact Your Local Sloan Representative

IB - Integrated Base; **HW** - Hardwire; **Batt** - Alkaline Battery; **Solar** - Solar Power; **CAP** - Capacitance; **LCD** - Solar+LCD Crown; **ISM** - Integral Temperature Control Spout Mixer; **BDM** - Below Deck Mixing Valve; **BDT** - Below Deck Thermostatic Mixing Valve; **0.5** - 0.5 gpm/1.9 Lpm Multi-Lam Spray Insert; **1.5 AER** - 1.5 gpm/5.7 Lpm Aerator; **1.5 AER** - 1.5 gpm/5.7 Lpm Laminar; **4TP** - 4" Trim Plate; **8TP** - 8" Trim Plate; **EAF11** - 6 VDC Plug-In Voltage Adapter; **EAF37** - 6 VDC Box-Mount Adapter, Turbine - Turbine Power

Pricing subject to change without notice. For most current pricing, refer to online price sheets at www.sloan.com

| Code Number | Product Number | Description | List Price \$ | MAPP Price \$ | Est. Wt. (lbs.) | UPC Code |
|---|------------------------|--|---------------|---------------|-----------------|--------------|
| ETF-80 Sensor-Activated Hand Washing Faucets | | | | | | |
| Includes 24 VAC operation, chrome plated brass lavatory faucet with engineered black throat plate, flow control spray head, in-spout sensor with splash-proof circuit control module, 24 VAC transformer (specify plug-in or box mount hardware), 24 VAC solenoid valve with integral "Y" filter. Low Lead Compliant. | | | | | | |
| 3365320 | ETF-80-4-P | Optima® Hand Washing Faucet – (1), (3), (5), (9) | 732.50 | 476.13 | 8.20 | 671254231856 |
| 3365321 | ETF-80-4-B | Optima® Hand Washing Faucet – (1), (2), (5), (9) | 751.55 | 488.51 | 8.20 | 671254231863 |
| 3365022 | ETF-80-4-LT | Optima® Hand Washing Faucet – (1), (4), (5), (9) | 698.20 | 453.83 | 6.60 | 671254128040 |
| 3365314 | ETF-80-4-P-ADM | Optima® Hand Washing Faucet – (3), (5), (9), (11) | 990.70 | 643.96 | 9.40 | 671254231917 |
| 3365315 | ETF-80-4-B-ADM | Optima® Hand Washing Faucet – (2), (5), (9), (11) | 1,009.60 | 656.24 | 9.40 | 671254231924 |
| 3365316 | ETF-80-4-LT-ADM | Optima® Hand Washing Faucet – (4), (5), (9), (11) | 956.25 | 621.56 | 7.80 | 671254231931 |
| 3365308 | ETF-80-4-P-BDM | Optima® Hand Washing Faucet – (3), (5), (9), (12) | 769.65 | 500.27 | 8.10 | 671254231894 |
| 3365309 | ETF-80-4-B-BDM | Optima® Hand Washing Faucet – (2), (5), (9), (12) | 788.55 | 512.56 | 8.00 | 671254231986 |
| 3365310 | ETF-80-4-LT-BDM | Optima® Hand Washing Faucet – (4), (5), (9), (12) | 735.25 | 477.91 | 6.40 | 671254231993 |
| 3365229 | ETF-80-4-P-BDT | Optima® Hand Washing Faucet – (3), (5), (9), (13) | 906.60 | 589.29 | 9.20 | 671254238619 |
| 3365230 | ETF-80-4-B-BDT | Optima® Hand Washing Faucet – (2), (5), (9), (13) | 924.90 | 601.19 | 9.20 | 671254238626 |
| 3365231 | ETF-80-4-LT-BDT | Optima® Hand Washing Faucet – (4), (5), (9), (13) | 873.15 | 567.55 | 7.60 | 671254238633 |
| 3365322 | ETF-80-8-P | Optima® Hand Washing Faucet – (1), (3), (5), (10) | 769.45 | 500.14 | 8.70 | 671254231870 |
| 3365323 | ETF-80-8-B | Optima® Hand Washing Faucet – (1), (2), (5), (10) | 789.65 | 513.27 | 8.60 | 671254231887 |
| 3365298 | ETF-80-8-LT | Optima® Hand Washing Faucet – (1), (4), (5), (10) | 735.05 | 477.78 | 7.10 | 671254222809 |
| 3365317 | ETF-80-8-P-ADM | Optima® Hand Washing Faucet – (3), (5), (10), (11) | 1,027.30 | 667.75 | 9.60 | 671254231948 |
| 3365318 | ETF-80-8-B-ADM | Optima® Hand Washing Faucet – (2), (5), (10), (11) | 1,046.05 | 679.93 | 9.50 | 671254231962 |
| 3365319 | ETF-80-8-LT-ADM | Optima® Hand Washing Faucet – (4), (5), (10), (11) | 992.75 | 645.29 | 8.00 | 671254231979 |
| 3365311 | ETF-80-8-P-BDM | Optima® Hand Washing Faucet – (3), (5), (10), (12) | 806.45 | 524.19 | 8.50 | 671254232006 |
| 3365312 | ETF-80-8-B-BDM | Optima® Hand Washing Faucet – (2), (5), (10), (12) | 852.10 | 553.87 | 8.40 | 671254232013 |
| 3365313 | ETF-80-8-LT-BDM | Optima® Hand Washing Faucet – (4), (5), (10), (12) | 772.05 | 501.83 | 6.90 | 671254232020 |
| 3365232 | ETF-80-8-P-BDT | Optima® Hand Washing Faucet – (3), (5), (10), (13) | 942.35 | 612.53 | 9.70 | 671254238640 |
| 3365233 | ETF-80-8-B-BDT | Optima® Hand Washing Faucet – (2), (5), (10), (13) | 960.70 | 624.46 | 9.60 | 671254238657 |
| 3365234 | ETF-80-8-LT-BDT | Optima® Hand Washing Faucet – (4), (5), (10), (13) | 908.90 | 590.79 | 8.10 | 671254238664 |
| 3365771 | ETF80-4-LT CP 0.35 GPM | Optima® Hand Washing Faucet (30) | 698.20 | 453.83 | 5.28 | 67125445391 |
| 3365772 | ETF80-4-P CP 0.35 GPM | Optima® Hand Washing Faucet (30) | 732.50 | 476.13 | 6.83 | 67125445392 |



ETF80 Hardwired
EBF85 Battery

**Contact Your Local Sloan Representative

(1) Bak Chek (2) Box Transformer "B" (3) Plug-In Transformer "P" (4) Less Transformer "LT" (5) 0.5 gpm/1.9 Lpm Multi-Lam Spray Head (6) 2.2 gpm/8.3 Lpm Laminar Spray Head (7) Surgical Bend Spout "S" (8) Shower Head Spray 2.2 gpm/8.3 Lpm "H" (9) 4" Trim Plate (10) 8" Trim Plate (11) Above Deck Mixing Valve – MIX-110-AA Trim Plate "ADM" (12) Below Deck Mixing Valve – MIX-60-A "BDM" (13) Below Deck Thermostatic Mixing Valve – MIX-135-A "BDT" (14) Integral Temperature Control Spout Mixer "ISM" (15) Drain Pop Up "DPU" (16) Optima i.q.®-cliq button "IC" (17) 1.5 gpm/5.7 Lpm Aerator (18) 2.2 gpm/8.3 Lpm Aerated Spray Head (19) Above Deck Thermostatic Mixing Valve – MIX-139 "ADT" (30) 0.35 gpm flow rate

Pricing subject to change without notice. For most current pricing, refer to online price sheets at www.sloan.com

| Code Number | Product Number | Description | List Price \$ | MAPP Price \$ | Est. Wt. (lbs.) | UPC Code |
|---|---|--|---------------|---------------|-----------------|--------------|
| Bluetooth enabled ETF 80 hardwired series sensor faucets | | | | | | |
| 3365315BT | ETF-80-4-BOX-ADM-CP-0.5GPM-MLM-IR-BT-FCT | Optima® Hand Washing Faucet – (2), (5), (9), (11) | 1,009.60 | 656.24 | 6.05 | |
| 3365309BT | ETF-80-4-BOX-BDM-CP-0.5GPM-MLM-IR-BT-FCT | Optima® Hand Washing Faucet – (2), (5), (9), (12) | 788.55 | 512.56 | 6.05 | |
| 3365230BT | ETF-80-4-BOX-BDT-CP-0.5GPM-MLM-IR-BT-FCT | Optima® Hand Washing Faucet – (2), (5), (9), (13) | 924.90 | 601.19 | 6.05 | |
| 3365321BT | ETF-80-4-BOX-TEE-CP-0.5GPM-MLM-IR-BT-FCT | Optima® Hand Washing Faucet – (1), (2), (5), (9) | 752.30 | 489.00 | 6.05 | |
| 3365314BT | ETF-80-4-PLG-ADM-CP-0.5GPM-MLM-IR-BT-FCT | Optima® Hand Washing Faucet – (3), (5), (9), (11) | 990.70 | 643.96 | 6.05 | |
| 3365308BT | ETF-80-4-PLG-BDM-CP-0.5GPM-MLM-IR-BT-FCT | Optima® Hand Washing Faucet – (3), (5), (9), (12) | 768.75 | 499.69 | 6.05 | |
| 3365229BT | ETF-80-4-PLG-BDT-CP-0.5GPM-MLM-IR-BT-FCT | Optima® Hand Washing Faucet – (3), (5), (9), (13) | 906.60 | 589.29 | 6.05 | |
| 3365772BT | ETF-80-4-PLG-TEE-CP-0.35GPM-MLM-IR-BT-FCT | Optima® Hand Washing Faucet – (30) | 732.50 | 476.13 | 6.05 | |
| 3365320BT | ETF-80-4-PLG-TEE-CP-0.5GPM-MLM-IR-BT-FCT | Optima® Hand Washing Faucet – (1), (3), (5), (9) | 732.50 | 476.13 | 6.05 | |
| 3365318BT | ETF-80-8-BOX-ADM-CP-0.5GPM-MLM-IR-BT-FCT | Optima® Hand Washing Faucet – (2), (5), (10), (11) | 1,047.10 | 680.62 | 6.05 | |
| 3365312BT | ETF-80-8-BOX-BDM-CP-0.5GPM-MLM-IR-BT-FCT | Optima® Hand Washing Faucet – (2), (5), (10), (12) | 852.10 | 553.87 | 6.05 | |
| 3365233BT | ETF-80-8-BOX-BDT-CP-0.5GPM-MLM-IR-BT-FCT | Optima® Hand Washing Faucet – (2), (5), (10), (13) | 960.70 | 624.46 | 6.05 | |
| 3365323BT | ETF-80-8-BOX-TEE-CP-0.5GPM-MLM-IR-BT-FCT | Optima® Hand Washing Faucet – (1), (2), (5), (10) | 789.65 | 513.27 | 6.05 | |
| 3365317BT | ETF-80-8-PLG-ADM-CP-0.5GPM-MLM-IR-BT-FCT | Optima® Hand Washing Faucet – (3), (5), (10), (11) | 1,027.30 | 667.75 | 6.05 | |
| 3365311BT | ETF-80-8-PLG-BDM-CP-0.5GPM-MLM-IR-BT-FCT | Optima® Hand Washing Faucet – (3), (5), (10), (12) | 806.45 | 524.19 | 6.05 | |
| 3365232BT | ETF-80-8-PLG-BDT-CP-0.5GPM-MLM-IR-BT-FCT | Optima® Hand Washing Faucet – (3), (5), (10), (13) | 942.35 | 612.53 | 6.05 | |
| 3365322BT | ETF-80-8-PLG-TEE-CP-0.5GPM-MLM-IR-BT-FCT | Optima® Hand Washing Faucet – (1), (3), (5), (10) | 769.45 | 500.14 | 6.05 | |
| EBF-85 Battery-Powered Sensor-Activated Faucets | | | | | | |
| Includes chrome plated brass lavatory faucet with engineered plastic throat plate, flow control spray head, fiber-optic adaptive sensor, water-tight circuit control module with integral filtered solenoid valve, 4 "C" cell Alkaline batteries. Low Lead Compliant. | | | | | | |
| 3315010 | EBF-85-4 | Optima Plus® Faucet – (1), (5), (9) | 876.80 | 569.92 | 7.50 | 671254128019 |
| 3315128 | EBF-85-4-ADM | Optima Plus® Faucet – (5), (9), (11) | 1,134.75 | 737.59 | 7.90 | 671254232044 |
| 3315130 | EBF-85-4-BDM | Optima Plus® Faucet – (5), (9), (12) | 913.80 | 593.97 | 6.70 | 671254232068 |
| 3315088 | EBF-85-4-BDT | Optima Plus® Faucet – (5), (9), (13) | 1,046.45 | 680.19 | 8.00 | 671254238718 |
| 3315047 | EBF-85-8 | Optima Plus® Faucet – (1), (5), (10) | 913.60 | 593.84 | 8.00 | 671254143166 |
| 3315129 | EBF-85-8-ADM | Optima Plus® Faucet – (5), (10), (11) | 1,171.40 | 761.41 | 8.20 | 671254232051 |
| 3315131 | EBF-85-8-BDM | Optima Plus® Faucet – (5), (10), (12) | 950.45 | 617.79 | 7.20 | 671254232075 |
| 3315091 | EBF-85-8-BDT | Optima Plus® Faucet – (5), (10), (13) | 1,082.25 | 703.46 | 8.40 | 671254238725 |
| 3315323 | EBF85-4 CP 0.35 GPM | Optima Plus® Faucet – (30) | 876.80 | 569.92 | 5.50 | 67125445381 |
| 3315328 | EBF85-4-BDM CP 0.35 GPM | Optima Plus® Faucet – (30) | 913.80 | 593.97 | 5.50 | 67125445395 |
| 3315329 | EBF85-4-BDT CP 0.35 GPM | Optima Plus® Faucet – (30) | 1,046.45 | 680.19 | 5.50 | 67125445396 |
| Bluetooth enabled EBF 85 battery powered series sensor faucets | | | | | | |
| 3315128BT | EBF-85-4-BAT-ADM-CP-0.5GPM-MLM-IR-BT-FCT | Optima Plus® Faucet – (5), (9), (11) | 1,134.75 | 737.59 | 5.50 | |
| 3315328BT | EBF-85-4-BAT-BDM-CP-0.35GPM-MLM-IR-BT-FCT | Optima Plus® Faucet – (30) | 913.80 | 593.97 | 5.50 | |
| 3315130BT | EBF-85-4-BAT-BDM-CP-0.5GPM-MLM-IR-BT-FCT | Optima Plus® Faucet – (5), (9), (12) | 913.80 | 593.97 | 5.50 | |
| 3315329BT | EBF-85-4-BAT-BDT-CP-0.35GPM-MLM-IR-BT-FCT | Optima Plus® Faucet – (30) | 1,046.45 | 680.19 | 5.50 | |
| 3315088BT | EBF-85-4-BAT-BDT-CP-0.5GPM-MLM-IR-BT-FCT | Optima Plus® Faucet – (5), (9), (13) | 1,046.45 | 680.19 | 5.50 | |
| 3315323BT | EBF-85-4-BAT-TEE-CP-0.35GPM-MLM-IR-BT-FCT | Optima Plus® Faucet – (30) | 876.80 | 569.92 | 5.50 | |
| 3315010BT | EBF-85-4-BAT-TEE-CP-0.5GPM-MLM-IR-BT-FCT | Optima Plus® Faucet – (1), (5), (9) | 876.80 | 569.92 | 5.50 | |
| 3315131BT | EBF-85-8-BAT-BDM-CP-0.5GPM-MLM-IR-BT-FCT | Optima Plus® Faucet – (5), (10), (12) | 950.45 | 617.79 | 5.50 | |
| 3315091BT | EBF-85-8-BAT-BDT-CP-0.5GPM-MLM-IR-BT-FCT | Optima Plus® Faucet – (5), (10), (13) | 1,082.25 | 703.46 | 5.50 | |
| 3315047BT | EBF-85-8-BAT-TEE-CP-0.5GPM-MLM-IR-BT-FCT | Optima Plus® (1), (5), (10) | 913.60 | 593.84 | 5.50 | |

| Code Number | Product Number | Description | List Price \$ | MAPP Price \$ | Est. Wt. (lbs.) | UPC Code |
|--|------------------------|--|---------------|---------------|-----------------|--------------|
| ETF-880 Sensor-Activated Hand Washing Faucets with Metal Throat Plate | | | | | | |
| Includes chrome plated brass lavatory faucet, flow control spray head, in-spout sensor with splash-proof circuit control module, 24 VAC transformer (specify plug-in or box mount hardware), 24 VAC solenoid valve with integral "Y" filter. Low Lead Compliant. | | | | | | |
| 3365023 | ETF-880-4-B CP | Optima® Hand Washing Faucet – (1), (2), (5), (9) | 789.15 | 512.95 | 6.70 | 671254263123 |
| 3365034 | ETF-880-4-B-ADM CP | Optima® Hand Washing Faucet – (2), (5), (9), (11) | 1,060.05 | 689.03 | 9.70 | 671254263185 |
| 3365137 | ETF-880-4-B-BDM CP | Optima® Hand Washing Faucet – (2), (5), (9), (12) | 826.15 | 537.00 | 8.40 | 671254263246 |
| 3365148 | ETF-880-4-B-BDT CP | Optima® Hand Washing Faucet – (2), (5), (9), (13) | 973.90 | 633.04 | 8.40 | 671254263307 |
| 3365027 | ETF-880-4-LT CP | Optima® Hand Washing Faucet – (1), (5), (9) | 733.20 | 476.58 | 5.20 | 671254263130 |
| 3365131 | ETF-880-4-LT-ADM CP | Optima® Hand Washing Faucet – (5), (9), (11) | 1,004.10 | 652.67 | 8.20 | 671254263192 |
| 3365142 | ETF-880-4-LT-BDM CP | Optima® Hand Washing Faucet – (5), (9), (12) | 770.15 | 500.60 | 6.80 | 671254263253 |
| 3365154 | ETF-880-4-LT-BDT CP | Optima® Hand Washing Faucet – (5), (9), (13) | 919.60 | 597.74 | 6.90 | 671254263314 |
| 3365013 | ETF-880-4-P CP | Optima® Hand Washing Faucet – (1), (3), (5), (9) | 769.25 | 500.01 | 6.40 | 671254263116 |
| 3365033 | ETF-880-4-P-ADM CP | Optima® Hand Washing Faucet – (3), (5), (9), (11) | 1,040.25 | 676.16 | 9.50 | 671254263178 |
| 3365136 | ETF-880-4-P-BDM CP | Optima® Hand Washing Faucet – (3), (5), (9), (12) | 806.25 | 524.06 | 8.10 | 671254263239 |
| 3365146 | ETF-880-4-P-BDT CP | Optima® Hand Washing Faucet – (3), (5), (9), (13) | 954.65 | 620.52 | 8.20 | 671254263291 |
| 3365031 | ETF-880-8-B CP | Optima® Hand Washing Faucet – (1), (2), (5), (10) | 820.90 | 533.59 | 7.10 | 671254263154 |
| 3365134 | ETF-880-8-B-ADM CP | Optima® Hand Washing Faucet – (2), (5), (10), (11) | 1,096.60 | 712.79 | 10.00 | 671254263215 |
| 3365144 | ETF-880-8-B-BDM CP | Optima® Hand Washing Faucet – (2), (5), (10), (12) | 857.95 | 557.67 | 8.80 | 671254263277 |
| 3365156 | ETF-880-8-B-BDT CP | Optima® Hand Washing Faucet – (2), (5), (10), (13) | 1,004.80 | 653.12 | 8.70 | 671254263338 |
| 3365032 | ETF-880-8-LT CP | Optima® Hand Washing Faucet – (1), (5), (10) | 764.90 | 497.19 | 5.60 | 671254263161 |
| 3365135 | ETF-880-8-LT-ADM CP | Optima® Hand Washing Faucet – (5), (10), (11) | 1,040.60 | 676.39 | 8.40 | 671254263222 |
| 3365145 | ETF-880-8-LT-BDM CP | Optima® Hand Washing Faucet – (5), (10), (12) | 802.00 | 521.30 | 7.30 | 671254263284 |
| 3365157 | ETF-880-8-LT-BDT CP | Optima® Hand Washing Faucet – (5), (10), (13) | 950.50 | 617.83 | 7.10 | 671254263345 |
| 3365028 | ETF-880-8-P CP | Optima® Hand Washing Faucet – (1), (3), (5), (10) | 801.00 | 520.65 | 6.90 | 671254263147 |
| 3365133 | ETF-880-8-P-ADM CP | Optima® Hand Washing Faucet – (3), (5), (10), (11) | 1,076.80 | 699.92 | 9.70 | 671254263208 |
| 3365143 | ETF-880-8-P-BDM CP | Optima® Hand Washing Faucet – (3), (5), (10), (12) | 838.10 | 544.77 | 8.50 | 671254263260 |
| 3365155 | ETF-880-8-P-BDT CP | Optima® Hand Washing Faucet – (3), (5), (10), (13) | 985.60 | 640.64 | 8.40 | 671254263321 |
| 3365778 | ETF880-4-LT CP 0.35GPM | Optima® Hand Washing Faucet – (30) | 733.20 | 476.58 | 5.27 | 67125445393 |

Bluetooth enabled ETF 880 hardwired series sensor faucets

| | | | | | | |
|-----------|---|--|----------|--------|------|--|
| 3365034BT | ETF-880-4-BOX-ADM-CP-0.5GPM-MLM-IR-BT-FCT | Optima® Hand Washing Faucet – (2), (5), (9), (11) | 1,060.05 | 689.03 | 5.27 | |
| 3365137BT | ETF-880-4-BOX-BDM-CP-0.5GPM-MLM-IR-BT-FCT | Optima® Hand Washing Faucet – (2), (5), (9), (12) | 826.15 | 537.00 | 5.27 | |
| 3365148BT | ETF-880-4-BOX-BDT-CP-0.5GPM-MLM-IR-BT-FCT | Optima® Hand Washing Faucet – (2), (5), (9), (13) | 973.90 | 633.04 | 5.27 | |
| 3365023BT | ETF-880-4-BOX-TEE-CP-0.5GPM-MLM-IR-BT-FCT | Optima® Hand Washing Faucet – (1), (2), (5), (9) | 789.15 | 512.95 | 5.27 | |
| 3365033BT | ETF-880-4-PLG-ADM-CP-0.5GPM-MLM-IR-BT-FCT | Optima® Hand Washing Faucet – (3), (5), (9), (11) | 1,040.25 | 676.16 | 5.27 | |
| 3365136BT | ETF-880-4-PLG-BDM-CP-0.5GPM-MLM-IR-BT-FCT | Optima® Hand Washing Faucet – (3), (5), (9), (12) | 806.25 | 524.06 | 5.27 | |
| 3365146BT | ETF-880-4-PLG-BDT-CP-0.5GPM-MLM-IR-BT-FCT | Optima® Hand Washing Faucet – (3), (5), (9), (13) | 954.65 | 620.52 | 5.27 | |
| 3365013BT | ETF-880-4-PLG-TEE-CP-0.5GPM-MLM-IR-BT-FCT | Optima® Hand Washing Faucet – (1), (3), (5), (9) | 769.25 | 500.01 | 5.27 | |
| 3365134BT | ETF-880-8-BOX-ADM-CP-0.5GPM-MLM-IR-BT-FCT | Optima® Hand Washing Faucet – (2), (5), (10), (11) | 1,096.60 | 712.79 | 5.27 | |
| 3365144BT | ETF-880-8-BOX-BDM-CP-0.5GPM-MLM-IR-BT-FCT | Optima® Hand Washing Faucet – (2), (5), (10), (12) | 857.95 | 557.67 | 5.27 | |
| 3365156BT | ETF-880-8-BOX-BDT-CP-0.5GPM-MLM-IR-BT-FCT | Optima® Hand Washing Faucet – (2), (5), (10), (13) | 1,004.80 | 653.12 | 5.27 | |
| 3365031BT | ETF-880-8-BOX-TEE-CP-0.5GPM-MLM-IR-BT-FCT | Optima® Hand Washing Faucet – (1), (2), (5), (10) | 820.80 | 533.52 | 5.27 | |
| 3365133BT | ETF-880-8-PLG-ADM-CP-0.5GPM-MLM-IR-BT-FCT | Optima® Hand Washing Faucet – (3), (5), (10), (11) | 1,076.80 | 699.92 | 5.27 | |
| 3365143BT | ETF-880-8-PLG-BDM-CP-0.5GPM-MLM-IR-BT-FCT | Optima® Hand Washing Faucet – (3), (5), (10), (12) | 838.10 | 544.77 | 5.27 | |
| 3365155BT | ETF-880-8-PLG-BDT-CP-0.5GPM-MLM-IR-BT-FCT | Optima® Hand Washing Faucet – (3), (5), (10), (13) | 985.60 | 640.64 | 5.27 | |
| 3365028BT | ETF-880-8-PLG-TEE-CP-0.5GPM-MLM-IR-BT-FCT | Optima® Hand Washing Faucet – (1), (3), (5), (10) | 801.00 | 520.65 | 5.27 | |

| Code Number | Product Number | Description | List Price \$ | MAPP Price \$ | Est. Wt. (lbs.) | UPC Code |
|---|----------------------|---------------------------------------|---------------|---------------|-----------------|--------------|
| EBF-187 Battery-Powered Sensor-Activated Hand Washing Faucets with Metal Throat Plate | | | | | | |
| Includes chrome plated brass lavatory faucet with engineered metal throat plate, flow control spray head, fiber-optic adaptive sensor, water-tight circuit control module with integral filtered solenoid valve, 4 "C" cell alkaline batteries. Low Lead Compliant. | | | | | | |
| 3315107 | EBF-187-4 | Optima Plus® Faucet – (1), (5), (9) | 922.25 | 599.46 | 7.90 | 671254220966 |
| 3315144 | EBF-187-4-ADM | Optima Plus® Faucet – (5), (9), (11) | 1,191.50 | 774.48 | 8.50 | 671254232181 |
| 3315146 | EBF-187-4-BDM | Optima Plus® Faucet – (5), (9), (12) | 959.30 | 623.55 | 7.10 | 671254232204 |
| 3315094 | EBF-187-4-BDT | Optima Plus® Faucet – (5), (9), (13) | 1,101.60 | 716.04 | 8.30 | 671254238756 |
| 3315141 | EBF-187-8 | Optima Plus® Faucet – (1), (5), (10) | 954.10 | 620.17 | 8.20 | 671254232150 |
| 3315145 | EBF-187-8-ADM | Optima Plus® Faucet – (5), (10), (11) | 1,228.10 | 798.27 | 8.70 | 671254232198 |
| 3315147 | EBF-187-8-BDM | Optima Plus® Faucet – (5), (10), (12) | 991.15 | 644.25 | 7.50 | 671254232211 |
| 3315095 | EBF-187-8-BDT | Optima Plus® Faucet – (5), (10), (13) | 1,132.55 | 736.16 | 8.80 | 671254238763 |
| 3315325 | EBF187-4 CP 0.35 GPM | Optima Plus® Faucet – (30) | 922.25 | 599.46 | 5.26 | 67125445372 |

Bluetooth enabled ETF 187 battery powered series sensor faucets

| | | | | | |
|-----------|--|---------------------------------------|----------|--------|------|
| 3315144BT | EBF-187-4-BAT-ADM-CP-0.5GPM-MLM-IR-BT-FCT | Optima Plus® Faucet – (5), (9), (11) | 1,191.50 | 774.48 | 5.26 |
| 3315146BT | EBF-187-4-BAT-BDM-CP-0.5GPM-MLM-IR-BT-FCT | Optima Plus® Faucet – (5), (9), (12) | 959.30 | 623.55 | 5.26 |
| 3315094BT | EBF-187-4-BAT-BDT-CP-0.5GPM-MLM-IR-BT-FCT | Optima Plus® Faucet – (5), (9), (13) | 1,101.60 | 716.04 | 5.26 |
| 3315325BT | EBF-187-4-BAT-TEE-CP-0.35GPM-MLM-IR-BT-FCT | Optima Plus® Faucet – (30) | 922.25 | 599.46 | 5.26 |
| 3315107BT | EBF-187-4-BAT-TEE-CP-0.5GPM-MLM-IR-BT-FCT | Optima Plus® Faucet – (1), (5), (9) | 922.25 | 599.46 | 5.26 |
| 3315145BT | EBF-187-8-BAT-ADM-CP-0.5GPM-MLM-IR-BT-FCT | Optima Plus® Faucet – (5), (10), (11) | 1,228.10 | 798.27 | 5.26 |
| 3315147BT | EBF-187-8-BAT-BDM-CP-0.5GPM-MLM-IR-BT-FCT | Optima Plus® Faucet – (5), (10), (12) | 991.15 | 644.25 | 5.26 |
| 3315095BT | EBF-187-8-BAT-BDT-CP-0.5GPM-MLM-IR-BT-FCT | Optima Plus® Faucet – (5), (10), (13) | 1,132.55 | 736.16 | 5.26 |
| 3315141BT | EBF-187-8-BAT-TEE-CP-0.5GPM-MLM-IR-BT-FCT | Optima Plus® Faucet – (1), (5), (10) | 954.10 | 620.17 | 5.26 |



ETF880 Hardwired
EBF187 Battery

**Contact Your Local Sloan Representative

(1) Bak Chek (2) Box Transformer "B" (3) Plug-In Transformer "P" (4) Less Transformer "LT" (5) 0.5 gpm/1.9 Lpm Multi-Lam Spray Head (6) 2.2 gpm/8.3 Lpm Laminar Spray Head (7) Surgical Bend Spout "S" (8) Shower Head Spray 2.2 gpm/8.3 Lpm "H" (9) 4" Trim Plate (10) 8" Trim Plate (11) Above Deck Mixing Valve – MIX-110-AA Trim Plate "ADM" (12) Below Deck Mixing Valve – MIX-60-A "BDM" (13) Below Deck Throstatic Mixing Valve – MIX-135-A "BDT" (14) Integral Temperature Control Spout Mixer "ISM" (15) Drain Pop Up "DPU" (16) Optima i.q.®-cliq button "IC" (17) 1.5 gpm/5.7 Lpm Aerator (18) 2.2 gpm/8.3 Lpm Aerated Spray Head (19) Above Deck Throstatic Mixing Valve – MIX-139 "ADT" (30) 0.35 gpm flow rate

Pricing subject to change without notice. For most current pricing, refer to online price sheets at www.sloan.com

| Code Number | Product Number | Description | List Price \$ | MAPP Price \$ | Est. Wt. (lbs.) | UPC Code |
|---|--------------------|---|---------------|---------------|-----------------|--------------|
| ETF-500 Sensor-Activated Back Mount Gooseneck Faucets | | | | | | |
| Includes 24 VAC operation, chrome plated brass wall mount gooseneck faucet, spray head or showerhead, in-spout sensor with splash-proof circuit control module, 24 VAC transformer (specify plug-in or box mount hardwire), 24 VAC solenoid valve with integral "Y" filter. Low Lead Compliant. | | | | | | |
| 3365340 | ETF-500-P | Optima® Back Mount Gooseneck Faucet – (1), (3), (6) | \$921.05 | 598.68 | 8.40 | 671254234734 |
| 3365341 | ETF-500-B | Optima® Back Mount Gooseneck Faucet – (1), (2), (6) | 941.00 | 611.65 | 8.30 | 671254234741 |
| 3365284 | ETF-500-LT | Optima® Back Mount Gooseneck Faucet – (1), (4), (6) | 885.00 | 575.25 | 6.80 | 671254219649 |
| 3365342 | ETF-500-H-P | Optima® Back Mount Gooseneck Faucet – (1), (3), (8) | 1,003.45 | 652.24 | 9.10 | 671254234758 |
| 3365343 | ETF-500-H-B | Optima® Back Mount Gooseneck Faucet – (1), (2), (8) | 1,023.25 | 665.11 | 9.00 | 671254234765 |
| 3365344 | ETF-500-H-LT | Optima® Back Mount Gooseneck Faucet – (1), (4), (8) | 967.30 | 628.75 | 7.50 | 671254234772 |
| 3365335 | ETF-500-S-P | Optima® Back Mount Gooseneck Faucet – (1), (3), (6), (7) | 928.15 | 603.30 | 8.20 | 671254234680 |
| 3365336 | ETF-500-S-B | Optima® Back Mount Gooseneck Faucet – (1), (2), (6), (7) | 948.00 | 616.20 | 8.70 | 671254234697 |
| 3365285 | ETF-500-S LT | Optima® Back Mount Gooseneck Faucet – (1), (4), (6), (7) | 892.05 | 579.83 | 6.60 | 671254219656 |
| 3365337 | ETF-500-S-H-P | Optima® Back Mount Gooseneck Faucet – (1), (3), (7), (8) | 1,010.50 | 656.83 | 8.80 | 671254234703 |
| 3365338 | ETF-500-S-H-B | Optima® Back Mount Gooseneck Faucet – (1), (2), (7), (8) | 1,030.25 | 669.66 | 8.70 | 671254234710 |
| 3365339 | ETF-500-S-H-LT | Optima® Back Mount Gooseneck Faucet – (1), (4), (7), (8) | 974.35 | 633.33 | 7.20 | 671254234727 |
| 3365364 | ETF-500-P-BDM | Optima® Back Mount Gooseneck Faucet – (3), (6), (12) | 958.05 | 622.73 | 8.30 | 671254234581 |
| 3365367 | ETF-500-B-BDM | Optima® Back Mount Gooseneck Faucet – (2), (6), (12) | 978.10 | 635.77 | 8.20 | 671254234598 |
| 3365371 | ETF-500-LT-BDM | Optima® Back Mount Gooseneck Faucet – (4), (6), (12) | 922.05 | 599.33 | 6.70 | 671254234604 |
| 3365374 | ETF-500-H-P-BDM | Optima® Back Mount Gooseneck Faucet – (3), (8), (12) | 1,040.45 | 676.29 | 8.90 | 671254234611 |
| 3365378 | ETF-500-H-B-BDM | Optima® Back Mount Gooseneck Faucet – (2), (8), (12) | 1,060.40 | 689.26 | 8.80 | 671254234628 |
| 3365382 | ETF-500-H-LT-BDM | Optima® Back Mount Gooseneck Faucet – (4), (8), (12) | 1,004.40 | 652.86 | 7.30 | 671254234635 |
| 3365345 | ETF-500-S-P-BDM | Optima® Back Mount Gooseneck Faucet – (3), (6), (7), (12) | 965.20 | 627.38 | 8.00 | 671254234529 |
| 3365346 | ETF-500-S-B-BDM | Optima® Back Mount Gooseneck Faucet – (2), (6), (7), (12) | 985.00 | 640.25 | 8.00 | 671254234536 |
| 3365352 | ETF-500-S LT-BDM | Optima® Back Mount Gooseneck Faucet – (4), (6), (7), (12) | 929.05 | 603.88 | 6.40 | 671254234543 |
| 3365353 | ETF-500-S-H-P-BDM | Optima® Back Mount Gooseneck Faucet – (3), (7), (8), (12) | 1,047.55 | 680.91 | 8.70 | 671254234550 |
| 3365357 | ETF-500-S-H-B-BDM | Optima® Back Mount Gooseneck Faucet – (3), (7), (8), (12) | 1,067.35 | 693.78 | 8.60 | 671254234567 |
| 3365360 | ETF-500-S-H-LT-BDM | Optima® Back Mount Gooseneck Faucet – (4), (7), (8), (12) | 1,011.40 | 657.41 | 7.00 | 671254234574 |
| 3365235 | ETF-500-P-BDT | Optima® Back Mount Gooseneck Faucet – (3), (6), (13) | 1,102.05 | 716.33 | 9.50 | 671254239074 |
| 3365236 | ETF-500-B-BDT | Optima® Back Mount Gooseneck Faucet – (2), (6), (13) | 1,121.40 | 728.91 | 9.40 | 671254239081 |
| 3365237 | ETF-500-LT-BDT | Optima® Back Mount Gooseneck Faucet – (4), (6), (13) | 1,067.00 | 693.55 | 7.80 | 671254239098 |
| 3365238 | ETF-500-H-P-BDT | Optima® Back Mount Gooseneck Faucet – (3), (8), (13) | 1,182.05 | 768.33 | 10.10 | 671254239104 |
| 3365239 | ETF-500-H-B-BDT | Optima® Back Mount Gooseneck Faucet – (2), (8), (13) | 1,201.35 | 780.88 | 10.00 | 671254239418 |
| 3365240 | ETF-500-H-LT-BDT | Optima® Back Mount Gooseneck Faucet – (4), (8), (13) | 1,147.00 | 745.55 | 8.50 | 671254239425 |
| 3365241 | ETF-500-S-P-BDT | Optima® Back Mount Gooseneck Faucet – (3), (6), (7), (13) | 1,108.95 | 720.82 | 9.20 | 671254239432 |
| 3365242 | ETF-500-S-B-BDT | Optima® Back Mount Gooseneck Faucet – (2), (6), (7), (13) | 1,128.25 | 733.36 | 9.10 | 671254239449 |
| 3365243 | ETF-500-S LT-BDT | Optima® Back Mount Gooseneck Faucet – (4), (6), (7), (13) | 1,073.85 | 698.00 | 7.60 | 671254239456 |
| 3365244 | ETF-500-S-H-P-BDT | Optima® Back Mount Gooseneck Faucet – (3), (7), (8), (13) | 1,188.90 | 772.79 | 9.80 | 671254239463 |
| 3365245 | ETF-500-S-H-B-BDT | Optima® Back Mount Gooseneck Faucet – (2), (7), (8), (13) | 1,208.20 | 785.33 | 9.80 | 671254239470 |
| 3365246 | ETF-500-S-H-LT-BDT | Optima® Back Mount Gooseneck Faucet – (4), (7), (8), (13) | 1,153.75 | 749.94 | 8.20 | 671254239487 |



ETF500 Hardwired
EBF550 Battery



ETF500-H Hardwired
EBF550-H Battery



ETF500-S-H Hardwired
EBF550-S-H Battery

**Contact Your Local Sloan Representative

(1) Bak Chek (2) Box Transformer "B" (3) Plug-In Transformer "P" (4) Less Transformer "LT" (5) 0.5 gpm/1.9 Lpm Multi-Lam Spray Head (6) 2.2 gpm/8.3 Lpm Laminar Spray Head (7) Surgical Bend Spout "S" (8) Shower Head Spray 2.2 gpm/8.3 Lpm "H" (9) 4" Trim Plate (10) 8" Trim Plate (11) Above Deck Mixing Valve – MIX-110-AA Trim Plate "ADM" (12) Below Deck Mixing Valve – MIX-60-A "BDM" (13) Below Deck Thermostatic Mixing Valve – MIX-135-A "BDT" (14) Integral Temperature Control Spout Mixer "ISM" (15) Drain Pop Up "DPU" (16) Optima i.q.®-cliq button "IC" (17) 1.5 gpm/5.7 Lpm Aerator (18) 2.2 gpm/8.3 Lpm Aerated Spray Head (19) Above Deck Thermostatic Mixing Valve – MIX-139 "ADT"

Pricing subject to change without notice. For most current pricing, refer to online price sheets at www.sloan.com

| Code Number | Product Number | Description | List Price \$ | MAPP Price \$ | Est. Wt. (lbs.) | UPC Code |
|--|---|--|---------------|---------------|-----------------|----------|
| Bluetooth enabled ETF 500 hardwired series sensor faucets | | | | | | |
| 3365378BT | ETF-500-BOX-BDM-CP-1.5GPM-SHR-IR-BT-FCT | Optima® Back Mount Gooseneck – (2), (8), (12) | 1,060.40 | 689.26 | 9.10 | |
| 3365357BT | ETF-500-BOX-BDM-CP-1.5GPM-SHR-IR-S-BT-FCT | Optima® Back Mount Gooseneck – (3), (7), (8), (12) | 1,067.35 | 693.78 | 9.10 | |
| 3365367BT | ETF-500-BOX-BDM-CP-2.2GPM-LAM-IR-BT-FCT | Optima® Back Mount Gooseneck – (2), (6), (12) | 1,067.35 | 693.78 | 9.10 | |
| 3365346BT | ETF-500-BOX-BDM-CP-2.2GPM-LAM-IR-S-BT-FCT | Optima® Back Mount Gooseneck – (2), (6), (7), (12) | 985.00 | 640.25 | 9.10 | |
| 3365239BT | ETF-500-BOX-BDT-CP-1.5GPM-SHR-IR-BT-FCT | Optima® Back Mount Gooseneck – (2), (8), (13) | 1,201.35 | 780.88 | 9.10 | |
| 3365245BT | ETF-500-BOX-BDT-CP-1.5GPM-SHR-IR-S-BT-FCT | Optima® Back Mount Gooseneck – (2), (7), (8), (13) | 1,208.20 | 785.33 | 9.10 | |
| 3365236BT | ETF-500-BOX-BDT-CP-2.2GPM-LAM-IR-BT-FCT | Optima® Back Mount Gooseneck – (2), (6), (13) | 1,121.40 | 728.91 | 9.10 | |
| 3365242BT | ETF-500-BOX-BDT-CP-2.2GPM-LAM-IR-S-BT-FCT | Optima® Back Mount Gooseneck – (2), (6), (7), (13) | 1,128.25 | 733.36 | 9.10 | |
| 3365343BT | ETF-500-BOX-TEE-CP-1.5GPM-SHR-IR-BT-FCT | Optima® Back Mount Gooseneck – (1), (2), (8) | 983.65 | 639.37 | 9.10 | |
| 3365341BT | ETF-500-BOX-TEE-CP-2.2GPM-LAM-IR-BT-FCT | Optima® Back Mount Gooseneck – (1), (2), (6) | 940.85 | 611.55 | 9.10 | |
| 3365336BT | ETF-500-BOX-TEE-CP-2.2GPM-LAM-IR-S-BT-FCT | Optima® Back Mount Gooseneck – (1), (2), (6), (7) | 947.75 | 616.04 | 9.10 | |
| 3365374BT | ETF-500-PLG-BDM-CP-1.5GPM-SHR-IR-BT-FCT | Optimav Back Mount Gooseneck – (3), (8), (12) | 1,040.60 | 676.39 | 9.10 | |
| 3365353BT | ETF-500-PLG-BDM-CP-1.5GPM-SHR-IR-S-BT-FCT | Optima® Back Mount Gooseneck – (3), (7), (8), (12) | 1,047.55 | 680.91 | 9.10 | |
| 3365364BT | ETF-500-PLG-BDM-CP-2.2GPM-LAM-IR-BT-FCT | Optima® Back Mount Gooseneck – (3), (6), (12) | 972.05 | 631.83 | 9.10 | |
| 3365345BT | ETF-500-PLG-BDM-CP-2.2GPM-LAM-IR-S-BT-FCT | Optima® Back Mount Gooseneck – (3), (6), (7), (12) | 965.20 | 627.38 | 9.10 | |
| 3365238BT | ETF-500-PLG-BDT-CP-1.5GPM-SHR-IR-BT-FCT | Optima® Back Mount Gooseneck – (3), (8), (13) | 1,182.05 | 768.33 | 9.10 | |
| 3365244BT | ETF-500-PLG-BDT-CP-1.5GPM-SHR-IR-S-BT-FCT | Optima® Back Mount Gooseneck – (3), (7), (8), (13) | 1,188.90 | 772.79 | 9.10 | |
| 3365235BT | ETF-500-PLG-BDT-CP-2.2GPM-LAM-IR-BT-FCT | Optimav Back Mount Gooseneck – (3), (6), (13) | 1,102.05 | 716.33 | 9.10 | |
| 3365241BT | ETF-500-PLG-BDT-CP-2.2GPM-LAM-IR-S-BT-FCT | Optima® Back Mount Gooseneck – (3), (6), (7), (13) | 1,108.95 | 720.82 | 9.10 | |
| 3365342BT | ETF-500-PLG-TEE-CP-1.5GPM-SHR-IR-BT-FCT | Optima® Back Mount Gooseneck – (1), (3), (8) | 1,003.45 | 652.24 | 9.10 | |
| 3365337BT | ETF-500-PLG-TEE-CP-1.5GPM-SHR-IR-S-BT-FCT | Optima® Back Mount Gooseneck – (1), (3), (7), (8) | 1,010.30 | 656.70 | 9.10 | |
| 3365340BT | ETF-500-PLG-TEE-CP-2.2GPM-LAM-IR-BT-FCT | Optima® Back Mount Gooseneck – (1), (3), (6) | 921.05 | 598.68 | 9.10 | |
| 3365335BT | ETF-500-PLG-TEE-CP-2.2GPM-LAM-IR-S-BT-FCT | Optima® Back Mount Gooseneck – (1), (3), (6), (7) | 927.95 | 603.17 | 9.10 | |

EBF-550 Battery-Powered Sensor-Activated Wall Mount Gooseneck Faucets

Includes chrome plated brass wall mount gooseneck faucet, 2.2 gpm/8.3 Lpm laminar spray head or showerhead, in-spout sensor with splash-proof circuit control module with integral filtered solenoid valve, 4 “AA” alkaline batteries. Low Lead Compliant.

| | | | | | | |
|---------|--------------------|--------------------------------------|----------|--------|------|--------------|
| 3315156 | EBF-550 | Optima Plus® Faucet – (1), (6) | 1,024.45 | 665.89 | 8.00 | 671254234642 |
| 3315157 | EBF-550-H | Optima Plus® Faucet – (1), (8) | 1,106.85 | 719.45 | 8.60 | 671254234659 |
| 3315158 | EBF-550-S | Optima Plus® Faucet – (1), (6), (7) | 1,031.55 | 670.51 | 7.80 | 671254234666 |
| 3315159 | EBF-550-S-H | Optima Plus® Faucet – (1), (7), (8) | 1,113.95 | 724.07 | 8.40 | 671254234673 |
| 3315160 | EBF-550-S-BDM | Optima Plus® Faucet – (6), (7), (12) | 1,068.50 | 694.53 | 6.90 | 671254234482 |
| 3315161 | EBF-550-S-H BDM | Optima Plus® Faucet – (7), (8), (12) | 1,150.90 | 748.09 | 7.80 | 671254234499 |
| 3315162 | EBF-550-BDM | Optima Plus® Faucet – (6), (12) | 1,061.45 | 689.94 | 7.40 | 671254234505 |
| 3315163 | EBF-550-H BDM | Optima Plus® Faucet – (8), (12) | 1,282.50 | 833.63 | 8.00 | 671254234512 |
| 3315098 | EBF-550-BDT | Optima Plus® Faucet – (6), (13) | 1,202.60 | 781.69 | 8.60 | 671254239494 |
| 3315099 | EBF-550-H-BDT | Optima Plus® Faucet – (8), (13) | 1,143.85 | 743.50 | 9.20 | 671254239500 |
| 3315101 | EBF-550-S-BDT | Optima Plus® Faucet – (6), (7), (13) | 1,209.35 | 786.08 | 8.00 | 671254239517 |
| 3315180 | EBF-550-S-H-BDT | Optima Plus® Faucet – (7), (8), (13) | 1,289.30 | 838.05 | 9.00 | 671254239524 |
| 3315333 | EBF550 CP 0.35 GPM | Optima Plus® Faucet – (30) | 1,024.45 | 665.89 | 6.21 | 67125445375 |



ETF500 Hardwired
EBF550 Battery



ETF500-H Hardwired
EBF550-H Battery



ETF500-S-H Hardwired
EBF550-S-H Battery

**Contact Your Local Sloan Representative

(1) Bak Chek (2) Box Transformer “B” (3) Plug-In Transformer “P” (4) Less Transformer “LT” (5) 0.5 gpm/1.9 Lpm Multi-Lam Spray Head (6) 2.2 gpm/8.3 Lpm Laminar Spray Head (7) Surgical Bend Spout “S” (8) Shower Head Spray 2.2 gpm/8.3 Lpm “H” (9) 4” Trim Plate (10) 8” Trim Plate (11) Above Deck Mixing Valve – MIX-110-AA Trim Plate “ADM” (12) Below Deck Mixing Valve – MIX-60-A “BDM” (13) Below Deck Thermostatic Mixing Valve – MIX-135-A “BDT” (14) Integral Temperature Control Spout Mixer “ISM” (15) Drain Pop Up “DPU” (16) Optima i.q.®-cliq button “IC” (17) 1.5 gpm/5.7 Lpm Aerator (18) 2.2 gpm/8.3 Lpm Aerated Spray Head (19) Above Deck Thermostatic Mixing Valve – MIX-139 “ADT” (30) 0.35 gpm flow rate

Pricing subject to change without notice. For most current pricing, refer to online price sheets at www.sloan.com

| Code Number | Product Number | Description | List Price \$ | MAPP Price \$ | Est. Wt. (lbs.) | UPC Code |
|-------------|----------------|-------------|---------------|---------------|-----------------|----------|
|-------------|----------------|-------------|---------------|---------------|-----------------|----------|

Bluetooth enabled EBF 550 battery powered series sensor faucets

| | | | | | | |
|-----------|---|--------------------------------------|------------|----------|------|--|
| 3315099BT | EBF-550-BAT-BDM-CP-1.5GPM-SHR-IR-BT-FCT | Optima Plus® Faucet – (8), (13) | \$1,143.85 | \$743.50 | 6.21 | |
| 3315161BT | EBF-550-BAT-BDM-CP-1.5GPM-SHR-IR-S-BT-FCT | Optima Plus® Faucet – (7), (8), (12) | \$1,150.90 | \$748.09 | 6.21 | |
| 3315162BT | EBF-550-BAT-BDM-CP-2.2GPM-LAM-IR-BT-FCT | Optima Plus® Faucet – (6), (12) | \$1,061.45 | \$689.94 | 6.21 | |
| 3315160BT | EBF-550-BAT-BDM-CP-2.2GPM-LAM-IR-S-BT-FCT | Optima Plus® Faucet – (6), (7), (12) | \$1,068.50 | \$694.53 | 6.21 | |
| 3315163BT | EBF-550-BAT-BDT-CP-1.5GPM-SHR-IR-BT-FCT | Optima Plus® Faucet – (8), (12) | \$1,282.50 | \$833.63 | 6.21 | |
| 3315098BT | EBF-550-BAT-BDT-CP-2.2GPM-LAM-IR-BT-FCT | Optima Plus® Faucet – (6), (13) | \$1,202.60 | \$781.69 | 6.21 | |
| 3315101BT | EBF-550-BAT-BDT-CP-2.2GPM-LAM-IR-S-BT-FCT | Optima Plus® Faucet – (6), (7), (13) | \$1,209.35 | \$786.08 | 6.21 | |
| 3315333BT | EBF-550-BAT-TEE-CP-0.35GPM-MLM-IR-BT-FCT | Optima Plus® Faucet – (30) | \$1,024.45 | \$665.89 | 6.21 | |
| 3315157BT | EBF-550-BAT-TEE-CP-1.5GPM-SHR-IR-BT-FCT | Optima Plus® Faucet – (1), (8) | \$1,044.25 | \$678.76 | 6.21 | |
| 3315159BT | EBF-550-BAT-TEE-CP-1.5GPM-SHR-IR-S-BT-FCT | Optima Plus® Faucet – (1), (7), (8) | \$1,051.10 | \$683.22 | 6.21 | |
| 3315156BT | EBF-550-BAT-TEE-CP-2.2GPM-LAM-IR-BT-FCT | Optima Plus® Faucet – (1), (6) | \$1,024.45 | \$665.89 | 6.21 | |
| 3315158BT | EBF-550-BAT-TEE-CP-2.2GPM-LAM-IR-S-BT-FCT | Optima Plus® Faucet – (1), (6), (7) | \$1,031.55 | \$670.51 | 6.21 | |

ETF-600 – 4” Centerset Sensor-Activated Hand Washing Faucets

Includes chrome plated brass lavatory faucet, flow control spray head, in-spout sensor with splash-proof circuit control module. 24 VAC transformer (specify plug-in or box mount hardware), 24 VAC solenoid valve with integral “Y” filter. Low Lead Compliant.

| | | | | | | |
|---------|-----------------------|--|--------|--------|-------|--------------|
| 3365330 | ETF-600-P | Optima® Hand Washing Faucet – (1), (3), (5) | 656.35 | 426.63 | 10.10 | 671254234109 |
| 3365331 | ETF-600-B | Optima® Hand Washing Faucet – (1), (2), (5) | 676.25 | 439.56 | 10.00 | 671254234116 |
| 3365055 | ETF-600-LT | Optima® Hand Washing Faucet – (1), (4), (5) | 620.35 | 403.23 | 8.50 | 671254136038 |
| 3365324 | ETF-600-P-BDM | Optima® Hand Washing Faucet – (3), (5), (12) | 693.40 | 450.71 | 9.90 | 671254234048 |
| 3365325 | ETF-600-B-BDM | Optima® Hand Washing Faucet – (2), (5), (12) | 713.25 | 463.61 | 9.80 | 671254234055 |
| 3365326 | ETF-600-LT-BDM | Optima® Hand Washing Faucet – (4), (5), (12) | 657.40 | 427.31 | 8.30 | 671254234062 |
| 3365247 | ETF-600-P-BDT | Optima® Hand Washing Faucet – (3), (5), (13) | 845.15 | 549.35 | 11.10 | 671254238817 |
| 3365248 | ETF-600-B-BDT | Optima® Hand Washing Faucet – (2), (5), (13) | 864.45 | 561.89 | 11.00 | 671254238824 |
| 3365249 | ETF-600-LT-BDT | Optima® Hand Washing Faucet – (4), (5), (13) | 810.20 | 526.63 | 9.40 | 671254238848 |
| 3365332 | ETF-600-8-P | Optima® Hand Washing Faucet – (1), (3), (5) | 737.95 | 479.67 | 10.60 | 671254234123 |
| 3365333 | ETF-600-8-B | Optima® Hand Washing Faucet – (1), (2), (5) | 757.95 | 492.67 | 10.50 | 671254234130 |
| 3365334 | ETF-600-8-LT | Optima® Hand Washing Faucet – (1), (4), (5) | 701.95 | 456.27 | 9.00 | 671254234147 |
| 3365327 | ETF-600-8-P-BDM | Optima® Hand Washing Faucet – (3), (5), (10), (12) | 775.05 | 503.78 | 10.40 | 671254234079 |
| 3365328 | ETF-600-8-B-BDM | Optima® Hand Washing Faucet – (2), (5), (10), (12) | 794.95 | 516.72 | 10.40 | 671254234086 |
| 3365329 | ETF-600-8-LT-BDM | Optima® Hand Washing Faucet – (4), (5), (10), (12) | 739.05 | 480.38 | 8.80 | 671254234093 |
| 3365250 | ETF-600-8-P-BDT | Optima® Hand Washing Faucet – (3), (5), (10), (13) | 924.45 | 600.89 | 11.60 | 671254238855 |
| 3365263 | ETF-600-8-B-BDT | Optima® Hand Washing Faucet – (2), (5), (10), (13) | 943.70 | 613.41 | 11.50 | 671254238862 |
| 3365264 | ETF-600-8-LT-BDT | Optima® Hand Washing Faucet – (4), (5), (10), (13) | 889.45 | 578.14 | 10.00 | 671254238879 |
| 3365779 | ETF600-B CP 0.35 GPM | Optima® Hand Washing Faucet – (30) | 676.25 | 439.56 | 7.35 | 67125445382 |
| 3365770 | ETF600-LT CP 0.35 GPM | Optima® Hand Washing Faucet – (30) | 620.35 | 403.23 | 7.35 | 67125445383 |
| 3365773 | ETF600-P CP 0.35 GPM | Optima® Hand Washing Faucet – (30) | 656.35 | 426.63 | 7.35 | 67125445384 |

**Contact Your Local Sloan Representative

(1) Bak Chek (2) Box Transformer “B” (3) Plug-In Transformer “P” (4) Less Transformer “LT” (5) 0.5 gpm/1.9 Lpm Multi-Lam Spray Head (6) 2.2 gpm/8.3 Lpm Laminar Spray Head (7) Surgical Bend Spout “S” (8) Shower Head Spray 2.2 gpm/8.3 Lpm “H” (9) 4” Trim Plate (10) 8” Trim Plate (11) Above Deck Mixing Valve – MIX-110-AA Trim Plate “ADM” (12) Below Deck Mixing Valve – MIX-60-A “BDM” (13) Below Deck Thermostatic Mixing Valve – MIX-135-A “BDT” (14) Integral Temperature Control Spout Mixer “ISM” (15) Drain Pop Up “DPU” (16) Optima i.q.®-cliq button “IC” (17) 1.5 gpm/5.7 Lpm Aerator (18) 2.2 gpm/8.3 Lpm Aerated Spray Head (19) Above Deck Thermostatic Mixing Valve – MIX-139 “ADT” (30) 0.35 gpm flow rate

Pricing subject to change without notice. For most current pricing, refer to online price sheets at www.sloan.com

| Code Number | Product Number | Description | List Price \$ | MAPP Price \$ | Est. Wt. (lbs.) | UPC Code |
|--|---|--|---------------|---------------|-----------------|----------|
| Bluetooth enabled ETF 600 hardwired series sensor faucets | | | | | | |
| 3365328BT | ETF-600-8-BOX-BDM-CP-0.5GPM-MLM-IR-BT-FCT | Optima® Hand Washing Faucet – (2), (5), (10), (12) | 794.95 | 516.72 | 7.35 | |
| 3365263BT | ETF-600-8-BOX-BDT-CP-0.5GPM-MLM-IR-BT-FCT | Optima® Hand Washing Faucet – (2), (5), (10), (13) | 943.70 | 613.41 | 7.35 | |
| 3365333BT | ETF-600-8-BOX-TEE-CP-0.5GPM-MLM-IR-BT-FCT | Optima® Hand Washing Faucet – (1), (2), (5) | 755.50 | 491.08 | 7.35 | |
| 3365327BT | ETF-600-8-PLG-BDM-CP-0.5GPM-MLM-IR-BT-FCT | Optima® Hand Washing Faucet – (3), (5), (10), (12) | 775.05 | 503.78 | 7.35 | |
| 3365250BT | ETF-600-8-PLG-BDT-CP-0.5GPM-MLM-IR-BT-FCT | Optima® Hand Washing Faucet – (3), (5), (10), (13) | 924.45 | 600.89 | 7.35 | |
| 3365332BT | ETF-600-8-PLG-TEE-CP-0.5GPM-MLM-IR-BT-FCT | Optima® Hand Washing Faucet – (1), (3), (5) | 735.60 | 478.14 | 7.35 | |
| 3365325BT | ETF-600-BOX-BDM-CP-0.5GPM-MLM-IR-BT-FCT | Optima® Hand Washing Faucet – (2), (5), (12) | 713.25 | 463.61 | 7.35 | |
| 3365248BT | ETF-600-BOX-BDT-CP-0.5GPM-MLM-IR-BT-FCT | Optima® Hand Washing Faucet – (2), (5), (13) | 864.45 | 561.89 | 7.35 | |
| 3365779BT | ETF-600-BOX-TEE-CP-0.35GPM-MLM-IR-BT-FCT | Optima® Hand Washing Faucet – (30) | 676.25 | 439.56 | 7.35 | |
| 3365331BT | ETF-600-BOX-TEE-CP-0.5GPM-MLM-IR-BT-FCT | Optima® Hand Washing Faucet – (1), (2), (5) | 676.25 | 439.56 | 7.35 | |
| 3365324BT | ETF-600-PLG-BDM-CP-0.5GPM-MLM-IR-BT-FCT | Optima® Hand Washing Faucet – (3), (5), (12) | 693.40 | 450.71 | 7.35 | |
| 3365247BT | ETF-600-PLG-BDT-CP-0.5GPM-MLM-IR-BT-FCT | Optima® Hand Washing Faucet – (3), (5), (13) | 845.15 | 549.35 | 7.35 | |
| 3365773BT | ETF-600-PLG-TEE-CP-0.35GPM-MLM-IR-BT-FCT | Optima® Hand Washing Faucet – (30) | 656.35 | 426.63 | 7.35 | |
| 3365330BT | ETF-600-PLG-TEE-CP-0.5GPM-MLM-IR-BT-FCT | Optima® Hand Washing Faucet – (1), (3), (5) | 656.35 | 426.63 | 7.35 | |

EBF-650 Battery-Powered 4" Centerset Sensor-Activated Hand Washing Faucets

Includes chrome plated brass 4" centerset lavatory faucet, flow control spray head, water-tight control module with integral filtered solenoid valve, 4 "AA" Alkaline batteries. Low Lead Compliant.

| | | | | | | |
|---------|------------------------|---------------------------------------|----------|--------|------|--------------|
| 3315025 | EBF-650 | Optima Plus® Faucet – (1), (5) | 759.70 | 493.81 | 7.50 | 671254141452 |
| 3315300 | EBF655 BAA | Optima Plus® Faucet – (1), (5) | 797.75 | 518.54 | 7.50 | 67125433512 |
| 3315137 | EBF-650-BDM | Optima Plus® Faucet – (5), (12) | 796.75 | 517.89 | 6.80 | 671254233508 |
| 3315183 | EBF-650-BDT | Optima Plus® Faucet – (5), (13) | 945.45 | 614.54 | 8.00 | 671254238886 |
| 3315139 | EBF-650-8 | Optima Plus® Faucet – (1), (5), (10) | 841.45 | 546.94 | 8.00 | 671254233492 |
| 3315138 | EBF-650-8-BDM | Optima Plus Faucet – (5), (10), (12) | 878.40 | 570.96 | 7.40 | 671254233515 |
| 3315184 | EBF-650-8-BDT | Optima Plus® Faucet – (5), (10), (13) | 1,024.70 | 666.06 | 8.60 | 671254238893 |
| 3315322 | EBF650 CP 0.35 GPM | Optima Plus® Faucet – (30) | 759.70 | 493.81 | 5.01 | 67125445377 |
| 3315326 | EBF650-BDM CP 0.35 GPM | Optima Plus® Faucet – (30) | 796.75 | 517.89 | 5.01 | 67125445387 |
| 3315330 | EBF650-BDT CP 0.35 GPM | Optima Plus® Faucet – (30) | 945.45 | 614.54 | 5.01 | 67125445389 |
| 3315332 | EBF655 CP 0.35 GPM | Optima Plus® Faucet – (30) | 797.75 | 518.54 | 5.51 | 67125445379 |

Bluetooth enabled EBF 650 battery powered series sensor faucets

| | | | | | | |
|-----------|---|---------------------------------------|----------|--------|------|--|
| 3315138BT | EBF-650-8-BAT-BDM-CP-0.5GPM-MLM-IR-BT-FCT | Optima Plus® Faucet – (5), (10), (12) | 878.40 | 570.96 | 5.25 | |
| 3315184BT | EBF-650-8-BAT-BDT-CP-0.5GPM-MLM-IR-BT-FCT | Optima Plus® Faucet – (5), (10), (13) | 1,024.70 | 666.06 | 5.25 | |
| 3315139BT | EBF-650-8-BAT-TEE-CP-0.5GPM-MLM-IR-BT-FCT | Optima Plus® Faucet – (1), (5), (10) | 841.45 | 546.94 | 5.25 | |
| 3315326BT | EBF-650-BAT-BDM-CP-0.35GPM-MLM-IR-BT-FCT | Optima Plus® Faucet – (30) | 796.75 | 517.89 | 5.25 | |
| 3315137BT | EBF-650-BAT-BDM-CP-0.5GPM-MLM-IR-BT-FCT | Optima Plus® Faucet – (5), (12) | 796.75 | 517.89 | 5.25 | |
| 3315330BT | EBF-650-BAT-BDT-CP-0.35GPM-MLM-IR-BT-FCT | Optima Plus® Faucet – (30) | 945.45 | 614.54 | 5.25 | |
| 3315183BT | EBF-650-BAT-BDT-CP-0.5GPM-MLM-IR-BT-FCT | Optima Plus® Faucet – (5), (13) | 945.45 | 614.54 | 5.25 | |
| 3315322BT | EBF-650-BAT-TEE-CP-0.35GPM-MLM-IR-BT-FCT | Optima Plus® Faucet – (30) | 759.70 | 493.81 | 5.25 | |
| 3315025BT | EBF-650-BAT-TEE-CP-0.5GPM-MLM-IR-BT-FCT | Optima Plus® Faucet – (1), (5) | 759.70 | 493.81 | 5.25 | |



- ETF600 Hardwired
- EBF650 Battery
- EBF655 Battery, BAA compliance

| Code Number | Product Number | Description | List Price \$ | MAPP Price \$ | Est. Wt. (lbs.) | UPC Code |
|-------------|----------------|-------------|---------------|---------------|-----------------|----------|
|-------------|----------------|-------------|---------------|---------------|-----------------|----------|

ETF-610 Sensor-Activated Hand Washing Faucets

Includes chrome plated brass pedestal lavatory faucet, flow control spray head, In-Spout sensor with splash-proof circuit control module, 24 VAC transformer (specify plug-in or box mount hardware), 24 VAC solenoid valve with integral "Y" filter. Low Lead Compliant.

| | | | | | | |
|---------|------------------------|--|----------|--------|------|--------------|
| 3365163 | ETF-610-4-P | Optima® Hand Washing Faucet – (1), (3), (5), (9) | 669.45 | 435.14 | 7.60 | 671254234253 |
| 3365164 | ETF-610-4-B | Optima® Hand Washing Faucet – (1), (2), (5), (9) | 688.40 | 447.46 | 7.50 | 671254234260 |
| 3365293 | ETF-610-4-LT | Optima® Hand Washing Faucet – (1), (4), (5), (9) | 635.25 | 412.91 | 6.00 | 671254224933 |
| 3365168 | ETF-610-4-P-BDM | Optima® Hand Washing Faucet – (3), (5), (9), (11) | 704.65 | 458.02 | 7.40 | 671254234185 |
| 3365169 | ETF-610-4-B-BDM | Optima® Hand Washing Faucet – (2), (5), (9), (11) | 723.60 | 470.34 | 7.30 | 671254234192 |
| 3365170 | ETF-610-4-LT-BDM | Optima® Hand Washing Faucet – (4), (5), (9), (11) | 670.45 | 435.79 | 5.80 | 671254234208 |
| 3365266 | ETF-610-4-P-BDT | Optima® Hand Washing Faucet – (3), (5), (9), (13) | 844.65 | 549.02 | 8.60 | 671254238909 |
| 3365267 | ETF-610-4-B-BDT | Optima® Hand Washing Faucet – (2), (5), (9), (13) | 863.05 | 560.98 | 8.50 | 671254238916 |
| 3365268 | ETF-610-4-LT-BDT | Optima® Hand Washing Faucet – (4), (5), (9), (13) | 811.50 | 527.48 | 7.00 | 671254238923 |
| 3365165 | ETF-610-8-P | Optima® Hand Washing Faucet – (1), (3), (5), (10) | 718.40 | 466.96 | 7.80 | 671254234277 |
| 3365166 | ETF-610-8-B | Optima® Hand Washing Faucet – (1), (2), (5), (10) | 737.30 | 479.25 | 7.70 | 671254234284 |
| 3365167 | ETF-610-8-LT | Optima® Hand Washing Faucet – (1), (4), (5), (10) | 684.05 | 444.63 | 6.20 | 671254234291 |
| 3365174 | ETF-610-8-P-ADM | Optima® Hand Washing Faucet – (3), (5), (10), (11) | 984.45 | 639.89 | 9.20 | 671254234154 |
| 3365175 | ETF-610-8-B-ADM | Optima® Hand Washing Faucet – (2), (5), (10), (11) | 1,003.30 | 652.15 | 9.20 | 671254234161 |
| 3365176 | ETF-610-8-LT-ADM | Optima® Hand Washing Faucet – (4), (5), (10), (11) | 950.15 | 617.60 | 7.60 | 671254234178 |
| 3365171 | ETF-610-8-P-BDM | Optima® Hand Washing Faucet – (3), (5), (10), (12) | 759.80 | 493.87 | 7.60 | 671254234215 |
| 3365172 | ETF-610-8-B-BDM | Optima® Hand Washing Faucet – (2), (5), (10), (12) | 778.95 | 506.32 | 7.60 | 671254234222 |
| 3365173 | ETF-610-8-LT-BDM | Optima® Hand Washing Faucet – (4), (5), (10), (12) | 728.55 | 473.56 | 6.00 | 671254234246 |
| 3365269 | ETF-610-8-P-BDT | Optima® Hand Washing Faucet – (3), (5), (10), (13) | 893.60 | 580.84 | 8.80 | 671254238930 |
| 3365270 | ETF-610-8-B-BDT | Optima® Hand Washing Faucet – (2), (5), (10), (13) | 875.50 | 569.08 | 8.70 | 671254238947 |
| 3365271 | ETF-610 LT-BDT | Optima® Hand Washing Faucet – (4), (5), (10), (13) | 859.30 | 558.55 | 7.20 | 671254238954 |
| 3365774 | ETF610-4-LT CP 0.35GPM | Optima® Hand Washing Faucet – (30) | 635.25 | 412.91 | 5.62 | |
| 3365775 | ETF610-4-P CP 0.35 GPM | Optima® Hand Washing Faucet – (30) | 669.45 | 435.14 | 6.80 | 67125445386 |

Bluetooth enabled ETF 610 hardwired series sensor faucets

| | | | | | | |
|-----------|--|--|----------|--------|------|--|
| 3365169BT | ETF-610-4-BOX-BDM-CP-0.5GPM-MLM-IR-BT-FCT | Optima® Hand Washing Faucet – (2), (5), (9), (11) | 723.60 | 470.34 | 6.50 | |
| 3365267BT | ETF-610-4-BOX-BDT-CP-0.5GPM-MLM-IR-BT-FCT | Optima® Hand Washing Faucet – (2), (5), (9), (13) | 863.05 | 560.98 | 6.50 | |
| 3365164BT | ETF-610-4-BOX-TEE-CP-0.5GPM-MLM-IR-BT-FCT | Optima® Hand Washing Faucet – (1), (2), (5), (9) | 688.40 | 447.46 | 6.50 | |
| 3365168BT | ETF-610-4-PLG-BDM-CP-0.5GPM-MLM-IR-BT-FCT | Optima® Hand Washing Faucet – (3), (5), (9), (11) | 704.65 | 458.02 | 6.50 | |
| 3365266BT | ETF-610-4-PLG-BDT-CP-0.5GPM-MLM-IR-BT-FCT | Optima® Hand Washing Faucet – (3), (5), (9), (13) | 844.65 | 549.02 | 6.50 | |
| 3365775BT | ETF-610-4-PLG-TEE-CP-0.35GPM-MLM-IR-BT-FCT | Optima® Hand Washing Faucet – (30) | 669.45 | 435.14 | 6.50 | |
| 3365163BT | ETF-610-4-PLG-TEE-CP-0.5GPM-MLM-IR-BT-FCT | Optima® Hand Washing Faucet – (1), (3), (5), (9) | 669.45 | 435.14 | 6.50 | |
| 3365175BT | ETF-610-8-BOX-ADM-CP-0.5GPM-MLM-IR-BT-FCT | Optima® Hand Washing Faucet – (2), (5), (10), (11) | 1,003.30 | 652.15 | 6.50 | |
| 3365172BT | ETF-610-8-BOX-BDM-CP-0.5GPM-MLM-IR-BT-FCT | Optima® Hand Washing Faucet – (2), (5), (10), (12) | 779.60 | 506.74 | 6.50 | |
| 3365270BT | ETF-610-8-BOX-BDT-CP-0.5GPM-MLM-IR-BT-FCT | Optima® Hand Washing Faucet – (2), (5), (10), (13) | 875.50 | 569.08 | 6.50 | |
| 3365166BT | ETF-610-8-BOX-TEE-CP-0.5GPM-MLM-IR-BT-FCT | Optima® Hand Washing Faucet – (1), (2), (5), (10) | 724.60 | 470.99 | 6.50 | |
| 3365174BT | ETF-610-8-PLG-ADM-CP-0.5GPM-MLM-IR-BT-FCT | Optima® Hand Washing Faucet – (3), (5), (10), (11) | 984.45 | 639.89 | 6.50 | |
| 3365171BT | ETF-610-8-PLG-BDM-CP-0.5GPM-MLM-IR-BT-FCT | Optima® Hand Washing Faucet – (3), (5), (10), (12) | 759.80 | 493.87 | 6.50 | |
| 3365269BT | ETF-610-8-PLG-BDT-CP-0.5GPM-MLM-IR-BT-FCT | Optima® Hand Washing Faucet – (3), (5), (10), (13) | 893.60 | 580.84 | 6.50 | |
| 3365165BT | ETF-610-8-PLG-TEE-CP-0.5GPM-MLM-IR-BT-FCT | Optima® Hand Washing Faucet – (1), (3), (5), (10) | 705.65 | 458.67 | 6.50 | |

Faucets, Soap Dispensers & Sinks OLP

| Code Number | Product Number | Description | List Price \$ | MAPP Price \$ | Est. Wt. (lbs.) | UPC Code |
|-------------|----------------|-------------|---------------|---------------|-----------------|----------|
|-------------|----------------|-------------|---------------|---------------|-----------------|----------|

EBF-615 Battery-Powered Deck-Mounted Sensor-Activated Hand Washing Faucets

Includes chrome plated brass pedestal lavatory faucet, flow control spray head, in-spout sensor, water-tight circuit control module with integral filtered solenoid valve, 4 "AA" Alkaline batteries. Low Lead Compliant.

| | | | | | | |
|---------|--------------------------|---------------------------------------|----------|--------|------|--------------|
| 3315114 | EBF-615-4 | Optima Plus® Faucet – (1), (5), (9) | 685.70 | 445.71 | 7.50 | 671254224940 |
| 3315302 | EBF625-4 BAA | Optima Plus® Faucet – (1), (5), (9) | 720.00 | 468.00 | 7.50 | |
| 3315154 | EBF-615-4-BDM | Optima Plus® Faucet – (5), (9), (12) | 722.70 | 469.76 | 7.60 | 671254233454 |
| 3315181 | EBF-615-4-BDT | Optima Plus® Faucet – (5), (9), (13) | 847.95 | 551.17 | 8.80 | 671254238961 |
| 3315152 | EBF-615-8 | Optima Plus® Faucet – (1), (5), (10) | 737.15 | 479.15 | 7.70 | 671254233416 |
| 3315155 | EBF-615-8-BDM | Optima Plus® Faucet – (5), (10), (12) | 774.15 | 503.20 | 7.80 | 671254233461 |
| 3315153 | EBF-615-8-ADM | Optima Plus® Faucet – (5), (10), (11) | 1,003.15 | 652.05 | 8.70 | 671254233430 |
| 3315182 | EBF-615-8-BDT | Optima Plus® Faucet – (5), (10), (13) | 897.75 | 583.54 | 9.00 | 671254238978 |
| 3315331 | EBF615-4-BDM CP 0.35 GPM | Optima Plus® Faucet – (30) | 722.70 | 469.76 | 5.22 | 67125445394 |
| 3315324 | EBF615-4-CP 0.35 GPM | Optima Plus® Faucet – (30) | 685.70 | 445.71 | 5.22 | 67125445376 |

Bluetooth enabled EBF 615 battery powered series sensor faucets

| | | | | | | |
|-----------|--|---------------------------------------|--------|--------|------|--|
| 3315331BT | EBF-615-4-BAT-BDM-CP-0.35GPM-MLM-IR-BT-FCT | Optima Plus® Faucet – (30) | 722.70 | 469.76 | 5.22 | |
| 3315154BT | EBF-615-4-BAT-BDM-CP-0.5GPM-MLM-IR-BT-FCT | Optima Plus® Faucet – (5), (9), (12) | 722.70 | 469.76 | 5.22 | |
| 3315181BT | EBF-615-4-BAT-BDT-CP-0.5GPM-MLM-IR-BT-FCT | Optima Plus® Faucet – (5), (9), (13) | 847.95 | 551.17 | 5.22 | |
| 3315324BT | EBF-615-4-BAT-TEE-CP-0.35GPM-MLM-IR-BT-FCT | Optima Plus® Faucet – (30) | 685.70 | 445.71 | 5.22 | |
| 3315114BT | EBF-615-4-BAT-TEE-CP-0.5GPM-MLM-IR-BT-FCT | Optima Plus® Faucet – (1), (5), (9) | 685.70 | 445.71 | 5.22 | |
| 3315155BT | EBF-615-8-BAT-BDM-CP-0.5GPM-MLM-IR-BT-FCT | Optima Plus® Faucet – (5), (10), (12) | 774.15 | 503.20 | 5.22 | |
| 3315182BT | EBF-615-8-BAT-BDT-CP-0.5GPM-MLM-IR-BT-FCT | Optima Plus® Faucet – (5), (10), (13) | 897.75 | 583.54 | 5.22 | |
| 3315152BT | EBF-615-8-BAT-TEE-CP-0.5GPM-MLM-IR-BT-FCT | Optima Plus® Faucet – (1), (5), (10) | 737.15 | 479.15 | 5.22 | |



- ETF610 Hardwired
- EBF615 Battery
- EBF625 Battery, BAA compliance

**Contact Your Local Sloan Representative

(1) Bak Chek (2) Box Transformer "B" (3) Plug-In Transformer "P" (4) Less Transformer "LT" (5) 0.5 gpm/1.9 Lpm Multi-Lam Spray Head (6) 2.2 gpm/8.3 Lpm Laminar Spray Head (7) Surgical Bend Spout "S" (8) Shower Head Spray 2.2 gpm/8.3 Lpm "H" (9) 4" Trim Plate (10) 8" Trim Plate (11) Above Deck Mixing Valve – MIX-110-AA Trim Plate "ADM" (12) Below Deck Mixing Valve – MIX-60-A "BDM" (13) Below Deck Thermostatic Mixing Valve – MIX-135-A "BDT" (14) Integral Temperature Control Spout Mixer "ISM" (15) Drain Pop Up "DPU" (16) Optima i.q.®-cliq button "IC" (17) 1.5 gpm/5.7 Lpm Aerator (18) 2.2 gpm/8.3 Lpm Aerated Spray Head (19) Above Deck Thermostatic Mixing Valve – MIX-139 "ADT" (30) 0.35 gpm flow rate

Pricing subject to change without notice. For most current pricing, refer to online price sheets at www.sloan.com

| Code Number | Product Number | Description | List Price \$ | MAPP Price \$ | Est. Wt. (lbs.) | UPC Code |
|-------------|----------------|-------------|---------------|---------------|-----------------|----------|
|-------------|----------------|-------------|---------------|---------------|-----------------|----------|

ETF-660 On-Q® Sensor-Activated Hand Washing Faucets

Includes chrome plated brass lavatory faucet, flow control spray head, On-Q® sensor with splash-proof circuit control module, 24 VAC transformer (specify plug-in or box mount hardware), 24 VAC solenoid valve with integral "Y" filter. Low Lead Compliant.

| | | | | | | |
|---------|------------------|--|--------|--------|------|--------------|
| 3365423 | ETF-660-4-P | Optima® On-Q® Hand Washing Faucet – (1), (3), (9) | 688.40 | 447.46 | 7.50 | 671254235366 |
| 3365424 | ETF-660-4-B | Optima® On-Q® Hand Washing Faucet – (1), (2), (9) | 708.25 | 460.36 | 7.50 | 671254235373 |
| 3365020 | ETF-660-4-LT | Optima® On-Q® Hand Washing Faucet – (1), (4), (9) | 631.70 | 410.61 | 5.90 | 671254128026 |
| 3365385 | ETF-660-4-P-ADM | Optima® On-Q® Hand Washing Faucet – (3), (5), (9), (11) | 959.35 | 623.58 | 8.70 | 671254235472 |
| 3365389 | ETF-660-4-B-ADM | Optima® On-Q® Hand Washing Faucet – (2), (5), (9), (11) | 979.15 | 636.45 | 8.60 | 671254235489 |
| 3365393 | ETF-660-4-LT-ADM | Optima® On-Q® Hand Washing Faucet – (4), (5), (9), (11) | 923.20 | 600.08 | 7.10 | 671254235496 |
| 3365405 | ETF-660-4-P-BDM | Optima® On-Q® Hand Washing Faucet – (3), (5), (9), (12) | 725.40 | 471.51 | 7.50 | 671254235533 |
| 3365406 | ETF-660-4-B-BDM | Optima® On-Q® Hand Washing Faucet – (2), (5), (9), (12) | 745.25 | 484.41 | 7.50 | 671254235540 |
| 3365407 | ETF-660-4-LT-BDM | Optima® On-Q® Hand Washing Faucet – (4), (5), (9), (12) | 689.25 | 448.01 | 5.90 | 671254235557 |
| 3365272 | ETF-660-4-P-BDT | Optima® On-Q® Hand Washing Faucet – (3), (5), (9), (13) | 876.15 | 569.50 | 8.70 | 671254238985 |
| 3365273 | ETF-660-4-B-BDT | Optima® On-Q® Hand Washing Faucet – (2), (5), (9), (13) | 895.35 | 581.98 | 8.60 | 671254238992 |
| 3365274 | ETF-660-4-LT-BDT | Optima® On-Q® Hand Washing Faucet – (4), (5), (9), (13) | 841.05 | 546.68 | 7.10 | 671254239005 |
| 3365425 | ETF-660-8-P | Optima® On-Q® Hand Washing Faucet – (1), (3), (10) | 725.10 | 471.32 | 7.90 | 671254235380 |
| 3365426 | ETF-660-8-B | Optima® On-Q® Hand Washing Faucet – (1), (2), (10) | 745.10 | 484.32 | 7.80 | 671254235397 |
| 3365427 | ETF-660-8-LT | Optima® On-Q® Hand Washing Faucet – (1), (4), (10) | 688.95 | 447.82 | 6.30 | 671254235403 |
| 3365397 | ETF-660-8-P-ADM | Optima® On-Q® Hand Washing Faucet – (3), (5), (10), (11) | 979.05 | 636.38 | 9.10 | 671254235502 |
| 3365403 | ETF-660-8-B-ADM | Optima® On-Q® Hand Washing Faucet – (2), (5), (10), (11) | 998.85 | 649.25 | 9.00 | 671254235519 |
| 3365404 | ETF-660-8-LT-ADM | Optima® On-Q® Hand Washing Faucet – (4), (5), (10), (11) | 942.95 | 612.92 | 7.40 | 671254235526 |
| 3365408 | ETF-660-8-P-BDM | Optima® On-Q® Hand Washing Faucet – (3), (5), (10), (12) | 762.20 | 495.43 | 7.90 | 671254235564 |
| 3365409 | ETF-660-8-B-BDM | Optima® On-Q® Hand Washing Faucet – (2), (5), (10), (12) | 782.15 | 508.40 | 7.80 | 671254235571 |
| 3365410 | ETF-660-8-LT-BDM | Optima® On-Q® Hand Washing Faucet – (4), (5), (10), (12) | 726.10 | 471.97 | 6.30 | 671254235588 |
| 3365275 | ETF-660-8-P-BDT | Optima® On-Q® Hand Washing Faucet – (3), (5), (10), (13) | 911.95 | 592.77 | 9.10 | 671254239616 |
| 3365276 | ETF-660-8-B-BDT | Optima® On-Q® Hand Washing Faucet – (2), (5), (10), (13) | 931.15 | 605.25 | 9.00 | 671254239623 |
| 3365277 | ETF-660-8-LT-BDT | Optima® On-Q® Hand Washing Faucet – (4), (5), (10), (13) | 876.85 | 569.95 | 7.40 | 671254239630 |

Bluetooth enabled ETF 660 hardwired series sensor faucets

| | | | | | |
|-----------|---|--|--------|--------|------|
| 3365389BT | ETF-660-4-BOX-ADM-CP-0.5GPM-MLM-IR-BT-FCT | Optima® On-Q® Hand Washing Faucet – (2), (5), (9), (11) | 979.15 | 636.45 | 8.10 |
| 3365406BT | ETF-660-4-BOX-BDM-CP-0.5GPM-MLM-IR-BT-FCT | Optima® On-Q® Hand Washing Faucet – (2), (5), (9), (12) | 745.25 | 484.41 | 8.10 |
| 3365273BT | ETF-660-4-BOX-BDT-CP-0.5GPM-MLM-IR-BT-FCT | Optima® On-Q® Hand Washing Faucet – (2), (5), (9), (13) | 895.35 | 581.98 | 8.10 |
| 3365424BT | ETF-660-4-BOX-TEE-CP-0.5GPM-MLM-IR-BT-FCT | Optima® On-Q® Hand Washing Faucet – (1), (2), (9) | 708.25 | 460.36 | 8.10 |
| 3365385BT | ETF-660-4-PLG-ADM-CP-0.5GPM-MLM-IR-BT-FCT | Optima® On-Q® Hand Washing Faucet – (3), (5), (9), (11) | 959.35 | 623.58 | 8.10 |
| 3365272BT | ETF-660-4-PLG-BDT-CP-0.5GPM-MLM-IR-BT-FCT | Optima® On-Q® Hand Washing Faucet – (3), (5), (9), (13) | 876.15 | 569.50 | 8.10 |
| 3365423BT | ETF-660-4-PLG-TEE-CP-0.5GPM-MLM-IR-BT-FCT | Optima® On-Q® Hand Washing Faucet – (1), (3), (9) | 688.40 | 447.46 | 8.10 |
| 3365403BT | ETF-660-8-BOX-ADM-CP-0.5GPM-MLM-IR-BT-FCT | Optima® On-Q® Hand Washing Faucet – (2), (5), (10), (11) | 998.85 | 649.25 | 8.10 |
| 3365409BT | ETF-660-8-BOX-BDM-CP-0.5GPM-MLM-IR-BT-FCT | Optima® On-Q® Hand Washing Faucet – (2), (5), (10), (12) | 782.15 | 508.40 | 8.10 |
| 3365276BT | ETF-660-8-BOX-BDT-CP-0.5GPM-MLM-IR-BT-FCT | Optima® On-Q® Hand Washing Faucet – (2), (5), (10), (13) | 931.15 | 605.25 | 8.10 |
| 3365426BT | ETF-660-8-BOX-TEE-CP-0.5GPM-MLM-IR-BT-FCT | Optima® On-Q® Hand Washing Faucet – (1), (2), (10) | 745.10 | 484.32 | 8.10 |
| 3365397BT | ETF-660-8-PLG-ADM-CP-0.5GPM-MLM-IR-BT-FCT | Optima® On-Q® Hand Washing Faucet – (3), (5), (10), (11) | 979.05 | 636.38 | 8.10 |
| 3365408BT | ETF-660-8-PLG-BDM-CP-0.5GPM-MLM-IR-BT-FCT | Optima® On-Q® Hand Washing Faucet – (3), (5), (10), (12) | 762.35 | 495.53 | 8.10 |
| 3365275BT | ETF-660-8-PLG-BDT-CP-0.5GPM-MLM-IR-BT-FCT | Optima® On-Q® Hand Washing Faucet – (3), (5), (10), (13) | 911.95 | 592.77 | 8.10 |
| 3365425BT | ETF-660-8-PLG-TEE-CP-0.5GPM-MLM-IR-BT-FCT | Optima® On-Q® Hand Washing Faucet – (1), (3), (10) | 725.10 | 471.32 | 8.10 |



ETF660 Hardwired with side sensor

**Contact Your Local Sloan Representative

(1) Bak Chek (2) Box Transformer "B" (3) Plug-In Transformer "P" (4) Less Transformer "LT" (5) 0.5 gpm/1.9 Lpm Multi-Lam Spray Head (6) 2.2 gpm/8.3 Lpm Lamina Spray Head (7) Surgical Bend Spout "S" (8) Shower Head Spray 2.2 gpm/8.3 Lpm "H" (9) 4" Trim Plate (10) 8" Trim Plate (11) Above Deck Mixing Valve – MIX-110-AA Trim Plate "ADM" (12) Below Deck Mixing Valve – MIX-60-A "BDM" (13) Below Deck Thermostatic Mixing Valve – MIX-135-A "BDT" (14) Integral Temperature Control Spout Mixer "ISM" (15) Drain Pop Up "DPU" (16) Optima i.q.®-cliq button "IC" (17) 1.5 gpm/5.7 Lpm Aerator (18) 2.2 gpm/8.3 Lpm Aerated Spray Head (19) Above Deck Thermostatic Mixing Valve – MIX-139 "ADT"

Pricing subject to change without notice. For most current pricing, refer to online price sheets at www.sloan.com

| Code Number | Product Number | Description | List Price \$ | MAPP Price \$ | Est. Wt. (lbs.) | UPC Code |
|---|--------------------|---|---------------|---------------|-----------------|--------------|
| ETF-700 Sensor-Activated Deck Mount Gooseneck Faucets | | | | | | |
| Includes chrome plated brass deck mount faucet, spray head or showerhead, in-spout sensor with splash-proof circuit control module, 24 VAC transformer (specify plug-in or box mount hardware), 24 VAC solenoid valve with integral "Y" filter. Low Lead Compliant. | | | | | | |
| 3365177 | ETF-700-4-P | Optima® Gooseneck Faucet – (1), (3), (6), (9) | 840.00 | 546.00 | 8.20 | 671254233522 |
| 3365178 | ETF-700-4-B | Optima® Gooseneck Faucet – (1), (2), (6), (9) | 859.85 | 558.90 | 8.10 | 671254233539 |
| 3365286 | ETF-700-4-LT | Optima® Gooseneck Faucet – (1), (4), (6), (9) | 803.90 | 522.54 | 6.60 | 671254219625 |
| 3365010 | ETF-700-H-4-P | Optima® Gooseneck Faucet – (1), (3), (8), (9) | 922.35 | 599.53 | 8.80 | 671254136113 |
| 3365011 | ETF-700-H-4-B | Optima® Gooseneck Faucet – (1), (2), (8), (9) | 960.55 | 624.36 | 8.80 | 671254136120 |
| 3365115 | ETF-700-H-4-LT | Optima® Gooseneck Faucet – (1), (4), (8), (9) | 886.20 | 576.03 | 7.20 | 671254146587 |
| 3365193 | ETF-700-4-P-BDM | Optima® Gooseneck Faucet – (3), (6), (9), (12) | 877.05 | 570.08 | 6.10 | 671254233683 |
| 3365194 | ETF-700-4-B-BDM | Optima® Gooseneck Faucet – (2), (6), (9), (12) | 896.85 | 582.95 | 6.10 | 671254233690 |
| 3365195 | ETF-700-4-LT-BDM | Optima® Gooseneck Faucet – (4), (6), (9), (12) | 840.90 | 546.59 | 4.50 | 671254233706 |
| 3365196 | ETF-700-H-4-P-BDM | Optima® Gooseneck Faucet – (3), (8), (9), (12) | 959.35 | 623.58 | 6.70 | 671254233775 |
| 3365197 | ETF-700-H-4-B-BDM | Optima® Gooseneck Faucet – (2), (8), (9), (12) | 997.55 | 648.41 | 6.70 | 671254233782 |
| 3365198 | ETF-700-H-4-LT-BDM | Optima® Gooseneck Faucet – (4), (8), (9), (12) | 923.20 | 600.08 | 5.10 | 671254233799 |
| 3365278 | ETF-700-4-P-BDT | Optima® Gooseneck Faucet – (3), (6), (9), (13) | 1,023.30 | 665.15 | 7.30 | 671254239111 |
| 3365279 | ETF-700-4-B-BDT | Optima® Gooseneck Faucet – (2), (6), (9), (13) | 1,042.60 | 677.69 | 7.20 | 671254239128 |
| 3365280 | ETF-700-4-LT-BDT | Optima® Gooseneck Faucet – (4), (6), (9), (13) | 988.25 | 642.36 | 5.70 | 671254239135 |
| 3365434 | ETF-700-H-4-P-BDT | Optima® Gooseneck Faucet – (3), (8), (9), (13) | 1,103.25 | 717.11 | 7.90 | 671254239173 |
| 3365435 | ETF-700-H-4-B-BDT | Optima® Gooseneck Faucet – (2), (8), (9), (13) | 1,122.60 | 729.69 | 7.80 | 671254239180 |
| 3365436 | ETF-700-H-4-LT-BDT | Optima® Gooseneck Faucet – (4), (8), (9), (13) | 1,068.15 | 694.30 | 6.30 | 671254239197 |
| 3365179 | ETF-700-8-P | Optima® Gooseneck Faucet – (1), (3), (6), (10) | 896.60 | 582.79 | 8.50 | 671254233546 |
| 3365180 | ETF-700-8-B | Optima® Gooseneck Faucet – (1), (2), (6), (10) | 916.30 | 595.60 | 8.40 | 671254233553 |
| 3365181 | ETF-700-8-LT | Optima® Gooseneck Faucet – (1), (4), (6), (10) | 860.35 | 559.23 | 6.80 | 671254233560 |
| 3365182 | ETF-700-H-8-P | Optima® Gooseneck Faucet – (1), (3), (8), (10) | 978.90 | 636.29 | 9.10 | 671254233577 |
| 3365183 | ETF-700-H-8-B | Optima® Gooseneck Faucet – (1), (2), (8), (10) | 1,017.10 | 661.12 | 9.00 | 671254233584 |
| 3365184 | ETF-700-H-8-LT | Optima® Gooseneck Faucet – (1), (4), (8), (10) | 942.70 | 612.76 | 7.40 | 671254233591 |
| 3365223 | ETF-700-8-P-ADM | Optima® Gooseneck Faucet – (3), (6), (10), (11) | 1,238.30 | 804.90 | 8.00 | 671254233744 |
| 3365224 | ETF-700-8-B-ADM | Optima® Gooseneck Faucet – (2), (6), (10), (11) | 1,258.00 | 817.70 | 7.90 | 671254233751 |
| 3365225 | ETF-700-8-LT-ADM | Optima® Gooseneck Faucet – (4), (6), (10), (11) | 1,202.10 | 781.37 | 6.40 | 671254233768 |
| 3365226 | ETF-700-H-8-P-ADM | Optima® Gooseneck Faucet – (3), (8), (10), (11) | 1,320.55 | 858.36 | 8.60 | 671254233836 |
| 3365227 | ETF-700-H-8-B-ADM | Optima® Gooseneck Faucet – (2), (8), (10), (11) | 1,358.70 | 883.16 | 8.50 | 671254233843 |
| 3365228 | ETF-700-H-8-LT-ADM | Optima® Gooseneck Faucet – (4), (8), (10), (11) | 1,284.40 | 834.86 | 7.00 | 671254233850 |
| 3365199 | ETF-700-8-P-BDM | Optima® Gooseneck Faucet – (3), (6), (10), (12) | 933.60 | 606.84 | 6.40 | 671254233713 |
| 3365200 | ETF-700-8-B-BDM | Optima® Gooseneck Faucet – (2), (6), (10), (12) | 953.45 | 619.74 | 6.30 | 671254233720 |
| 3365201 | ETF-700-8-LT-BDM | Optima® Gooseneck Faucet – (4), (6), (10), (12) | 897.45 | 583.34 | 4.70 | 671254233737 |
| 3365202 | ETF-700-H-8-P-BDM | Optima® Gooseneck Faucet – (3), (8), (10), (12) | 1,015.85 | 660.30 | 7.00 | 671254233805 |
| 3365203 | ETF-700-H-8-B-BDM | Optima® Gooseneck Faucet – (2), (8), (10), (12) | 1,054.00 | 685.10 | 6.90 | 671254233812 |
| 3365204 | ETF-700-H-8-LT-BDM | Optima® Gooseneck Faucet – (4), (8), (10), (12) | 979.70 | 636.81 | 5.40 | 671254233829 |
| 3365281 | ETF-700-8-P-BDT | Optima® Gooseneck Faucet – (3), (6), (10), (13) | 1,078.30 | 700.90 | 7.50 | 671254239142 |
| 3365282 | ETF-700-8-B-BDT | Optima® Gooseneck Faucet – (2), (6), (10), (13) | 1,097.50 | 713.38 | 7.50 | 671254239159 |



ETF700 Hardwired
EBF750 Battery
EBF755 Battery, BAA compliance



ETF700-S Hardwired with Surgical Bend Spout
EBF750-S Battery with Surgical Bend Spout



ETF700-H Hardwired with Shower Spout
EBF750-H Battery with Shower Spout

**Contact Your Local Sloan Representative

(1) Bak Chek (2) Box Transformer "B" (3) Plug-In Transformer "P" (4) Less Transformer "LT" (5) 0.5 gpm/1.9 Lpm Multi-Lam Spray Head (6) 2.2 gpm/8.3 Lpm Laminar Spray Head (7) Surgical Bend Spout "S" (8) Shower Head Spray 2.2 gpm/8.3 Lpm "H" (9) 4" Trim Plate (10) 8" Trim Plate (11) Above Deck Mixing Valve – MIX-110-AA Trim Plate "ADM" (12) Below Deck Mixing Valve – MIX-60-A "BDM" (13) Below Deck Thermostatic Mixing Valve – MIX-135-A "BDT" (14) Integral Temperature Control Spout Mixer "ISM" (15) Drain Pop Up "DPU" (16) Optima i.q.®-cliq button "IC" (17) 1.5 gpm/5.7 Lpm Aerator (18) 2.2 gpm/8.3 Lpm Aerated Spray Head (19) Above Deck Thermostatic Mixing Valve – MIX-139 "ADT"

| Code Number | Product Number | Description | List Price \$ | MAPP Price \$ | Est. Wt. (lbs.) | UPC Code |
|-------------|--------------------|---|---------------|---------------|-----------------|--------------|
| 3365433 | ETF-700-8-LT-BDT | Optima® Gooseneck Faucet – (4), (6), (10), (13) | 1,043.15 | 678.05 | 5.70 | 671254239166 |
| 3365437 | ETF-700-H-8-P-BDT | Optima® Gooseneck Faucet – (3), (8), (10), (13) | 1,158.15 | 752.80 | 8.20 | 671254239203 |
| 3365438 | ETF-700-H-8-B-BDT | Optima® Gooseneck Faucet – (2), (8), (10), (13) | 1,177.50 | 765.38 | 8.10 | 671254239210 |
| 3365439 | ETF-700-H-8-LT-BDT | Optima® Gooseneck Faucet – (4), (8), (10), (13) | 1,123.00 | 729.95 | 6.50 | 671254239227 |

Bluetooth enabled ETF 700 hardwired series sensor faucets

| | | | | | | |
|-----------|---|--|----------|--------|------|--|
| 3365197BT | ETF-700-4-BOX-BDM-CP-1.5GPM-SHR-IR-BT-FCT | Optima® Gooseneck – (2), (8), (9), (12) | 997.55 | 648.41 | 6.20 | |
| 3365221BT | ETF-700-4-BOX-BDM-CP-1.5GPM-SHR-IR-S-BT-FCT | Optima® Surgical Bend Gooseneck – (2), (7), (8), (10) | 986.25 | 641.06 | 6.20 | |
| 3365194BT | ETF-700-4-BOX-BDM-CP-2.2GPM-LAM-IR-BT-FCT | Optima® Gooseneck – (2), (6), (9), (12) | 997.55 | 648.41 | 6.20 | |
| 3365218BT | ETF-700-4-BOX-BDM-CP-2.2GPM-LAM-IR-S-BT-FCT | Optima® Surgical Bend Gooseneck – (2), (6), (7), (9), (12) | 903.85 | 587.50 | 6.20 | |
| 3365435BT | ETF-700-4-BOX-BDT-CP-1.5GPM-SHR-IR-BT-FCT | Optima® Gooseneck – (2), (8), (9), (13) | 1,122.60 | 729.69 | 6.20 | |
| 3365448BT | ETF-700-4-BOX-BDT-CP-1.5GPM-SHR-IR-S-BT-FCT | Optima® Surgical Bend Gooseneck – (2), (7), (8), (9), (13) | 1,149.45 | 747.14 | 6.20 | |
| 3365279BT | ETF-700-4-BOX-BDT-CP-2.2GPM-LAM-IR-BT-FCT | Optima® Gooseneck – (2), (6), (9), (13) | 1,042.60 | 677.69 | 6.20 | |
| 3365441BT | ETF-700-4-BOX-BDT-CP-2.2GPM-LAM-IR-S-BT-FCT | Optima® Surgical Bend Gooseneck – (2), (6), (7), (9), (13) | 1,049.45 | 682.14 | 6.20 | |
| 3365011BT | ETF-700-4-BOX-TEE-CP-1.5GPM-SHR-IR-BT-FCT | Optima® Gooseneck – (1), (2), (8), (9) | 960.55 | 624.36 | 6.20 | |
| 3365019BT | ETF-700-4-BOX-TEE-CP-1.5GPM-SHR-IR-S-BT-FCT | Optima® Surgical Bend Gooseneck – (1), (2), (6), (7), (8), (9) | 949.15 | 616.95 | 6.20 | |
| 3365178BT | ETF-700-4-BOX-TEE-CP-2.2GPM-LAM-IR-BT-FCT | Optima® Gooseneck – (1), (2), (6), (9) | 859.85 | 558.90 | 6.20 | |
| 3365186BT | ETF-700-4-BOX-TEE-CP-2.2GPM-LAM-IR-S-BT-FCT | Optima® Surgical Bend Gooseneck – (1), (2), (6), (7), (9) | 866.85 | 563.45 | 6.20 | |
| 3365196BT | ETF-700-4-PLG-BDM-CP-1.5GPM-SHR-IR-BT-FCT | Optima® Gooseneck – (3), (8), (9), (12) | 877.05 | 570.08 | 6.20 | |
| 3365220BT | ETF-700-4-PLG-BDM-CP-1.5GPM-SHR-IR-S-BT-FCT | Optima® Surgical Bend Gooseneck – (3), (7), (8), (10) | 966.40 | 628.16 | 6.20 | |
| 3365193BT | ETF-700-4-PLG-BDM-CP-2.2GPM-LAM-IR-BT-FCT | Optima® Gooseneck – (3), (6), (9), (12) | 877.05 | 570.08 | 6.20 | |
| 3365217BT | ETF-700-4-PLG-BDM-CP-2.2GPM-LAM-IR-S-BT-FCT | Optima® Surgical Bend Gooseneck – (3), (6), (7), (9), (12) | 884.00 | 574.60 | 6.20 | |
| 3365434BT | ETF-700-4-PLG-BDT-CP-1.5GPM-SHR-IR-BT-FCT | Optima® Gooseneck – (3), (8), (9), (13) | 1,103.25 | 717.11 | 6.20 | |
| 3365447BT | ETF-700-4-PLG-BDT-CP-1.5GPM-SHR-IR-S-BT-FCT | Optima® Surgical Bend Gooseneck – (3), (7), (8), (9), (13) | 1,096.75 | 712.89 | 6.20 | |
| 3365278BT | ETF-700-4-PLG-BDT-CP-2.2GPM-LAM-IR-BT-FCT | Optima® Gooseneck – (3), (6), (9), (13) | 1,023.30 | 665.15 | 6.20 | |
| 3365440BT | ETF-700-4-PLG-BDT-CP-2.2GPM-LAM-IR-S-BT-FCT | Optima® Surgical Bend Gooseneck – (3), (6), (7), (9), (13) | 1,030.15 | 669.60 | 6.20 | |
| 3365010BT | ETF-700-4-PLG-TEE-CP-1.5GPM-SHR-IR-BT-FCT | Optima® Gooseneck – (1), (3), (8), (9) | 922.35 | 599.53 | 6.20 | |
| 3365018BT | ETF-700-4-PLG-TEE-CP-1.5GPM-SHR-IR-S-BT-FCT | Optima® Surgical Bend Gooseneck – (1), (3), (6), (7), (8), (9) | 929.35 | 604.08 | 6.20 | |
| 3365177BT | ETF-700-4-PLG-TEE-CP-2.2GPM-LAM-IR-BT-FCT | Optima® Gooseneck – (1), (3), (6), (9) | 840.00 | 546.00 | 6.20 | |
| 3365185BT | ETF-700-4-PLG-TEE-CP-2.2GPM-LAM-IR-S-BT-FCT | Optima® Surgical Bend Gooseneck – (1), (3), (6), (7), (9) | 847.00 | 550.55 | 6.20 | |
| 3365227BT | ETF-700-8-BOX-ADM-CP-1.5GPM-SHR-IR-BT-FCT | Optima® Gooseneck – (2), (8), (10), (11) | 1,358.70 | 883.16 | 6.20 | |
| 3365209BT | ETF-700-8-BOX-ADM-CP-1.5GPM-SHR-IR-S-BT-FCT | Optima® Surgical Bend Gooseneck – (2), (7), (8), (10), (11) | 1,347.40 | 875.81 | 6.20 | |
| 3365224BT | ETF-700-8-BOX-ADM-CP-2.2GPM-LAM-IR-BT-FCT | Optima® Gooseneck – (2), (6), (10), (11) | 1,258.00 | 817.70 | 6.20 | |
| 3365206BT | ETF-700-8-BOX-ADM-CP-2.2GPM-LAM-IR-S-BT-FCT | Optima® Surgical Bend Gooseneck – (2), (6), (7), (10), (11) | 1,277.05 | 830.08 | 6.20 | |
| 3365203BT | ETF-700-8-BOX-BDM-CP-1.5GPM-SHR-IR-BT-FCT | Optima® Gooseneck – (2), (8), (10), (12) | 1,054.00 | 685.10 | 6.20 | |
| 3365215BT | ETF-700-8-BOX-BDM-CP-1.5GPM-SHR-IR-S-BT-FCT | Optima® Surgical Bend Gooseneck – (2), (7), (8), (10), (12) | 1,042.65 | 677.72 | 6.20 | |
| 3365200BT | ETF-700-8-BOX-BDM-CP-2.2GPM-LAM-IR-BT-FCT | Optima® Gooseneck – (2), (6), (10), (12) | 953.45 | 619.74 | 6.20 | |
| 3365212BT | ETF-700-8-BOX-BDM-CP-2.2GPM-LAM-IR-S-BT-FCT | Optima® Surgical Bend Gooseneck – (2), (6), (7), (10), (12) | 960.30 | 624.20 | 6.20 | |
| 3365438BT | ETF-700-8-BOX-BDT-CP-1.5GPM-SHR-IR-BT-FCT | Optima® Gooseneck – (2), (8), (10), (13) | 1,164.00 | 756.60 | 6.20 | |
| 3365451BT | ETF-700-8-BOX-BDT-CP-1.5GPM-SHR-IR-S-BT-FCT | Optima® Surgical Bend Gooseneck – (2), (7), (8), (10), (13) | 1,170.90 | 761.09 | 6.20 | |
| 3365282BT | ETF-700-8-BOX-BDT-CP-2.2GPM-LAM-IR-BT-FCT | Optima® Gooseneck – (2), (6), (10), (13) | 1,097.50 | 713.38 | 6.20 | |


Faucets, Soap Dispensers & Sinks OLP



ETF700 Hardwired
EBF750 Battery
EBF755 Battery, BAA compliance



ETF700-S Hardwired with Surgical Bend Spout
EBF750-S Battery with Surgical Bend Spout



ETF700-H Hardwired with Shower Spout
EBF750-H Battery with Shower Spout

**Contact Your Local Sloan Representative

(1) Bak Chek (2) Box Transformer "B" (3) Plug-In Transformer "P" (4) Less Transformer "LT" (5) 0.5 gpm/1.9 Lpm Multi-Lam Spray Head (6) 2.2 gpm/8.3 Lpm Laminar Spray Head (7) Surgical Bend Spout "S" (8) Shower Head Spray 2.2 gpm/8.3 Lpm "H" (9) 4" Trim Plate (10) 8" Trim Plate (11) Above Deck Mixing Valve – MIX-110-AA Trim Plate "ADM" (12) Below Deck Mixing Valve – MIX-60-A "BDM" (13) Below Deck Thermostatic Mixing Valve – MIX-135-A "BDT" (14) Integral Temperature Control Spout Mixer "ISM" (15) Drain Pop Up "DPU" (16) Optima i.q.-cliq button "IC" (17) 1.5 gpm/5.7 Lpm Aerator (18) 2.2 gpm/8.3 Lpm Aerated Spray Head (19) Above Deck Thermostatic Mixing Valve – MIX-139 "ADT"

Pricing subject to change without notice. For most current pricing, refer to online price sheets at www.sloan.com

| Code Number | Product Number | Description | List Price \$ | MAPP Price \$ | Est. Wt. (lbs.) | UPC Code |
|---|---|---|---------------|---------------|-----------------|----------|
| Bluetooth enabled ETF 700 hardwired series sensor faucet - continued | | | | | | |
| 3365445BT | ETF-700-8-BOX-BDT-CP-2.2GPM-LAM-IR-S-BT-FCT | Optima [®] Surgical Bend Gooseneck – (2), (6), (7), (10), (13) | 1,104.35 | 717.83 | 6.20 | |
| 3365183BT | ETF-700-8-BOX-TEE-CP-1.5GPM-SHR-IR-BT-FCT | Optima [®] Gooseneck – (1), (2), (8), (10) | 1,017.10 | 661.12 | 6.20 | |
| 3365191BT | ETF-700-8-BOX-TEE-CP-1.5GPM-SHR-IR-S-BT-FCT | Optima [®] Surgical Bend Gooseneck – (1), (2), (6), (7), (8), (10) | 1,005.65 | 653.67 | 6.20 | |
| 3365180BT | ETF-700-8-BOX-TEE-CP-2.2GPM-LAM-IR-BT-FCT | Optima [®] Gooseneck – (1), (2), (6), (10) | 916.30 | 595.60 | 6.20 | |
| 3365188BT | ETF-700-8-BOX-TEE-CP-2.2GPM-LAM-IR-S-BT-FCT | Optima [®] Surgical Bend Gooseneck – (1), (2), (6), (7), (10) | 923.30 | 600.15 | 6.20 | |
| 3365226BT | ETF-700-8-PLG-ADM-CP-1.5GPM-SHR-IR-BT-FCT | Optima [®] Gooseneck – (3), (8), (10), (11) | 1,320.55 | 858.36 | 6.20 | |
| 3365208BT | ETF-700-8-PLG-ADM-CP-1.5GPM-SHR-IR-S-BT-FCT | Optima [®] Surgical Bend Gooseneck – (3), (7), (8), (10), (11) | 1,327.60 | 862.94 | 6.20 | |
| 3365223BT | ETF-700-8-PLG-ADM-CP-2.2GPM-LAM-IR-BT-FCT | Optima [®] Gooseneck – (3), (6), (10), (11) | 1,238.30 | 804.90 | 6.20 | |
| 3365205BT | ETF-700-8-PLG-ADM-CP-2.2GPM-LAM-IR-S-BT-FCT | Optima [®] Surgical Bend Gooseneck – (3), (6), (7), (10), (11) | 1,245.10 | 809.32 | 6.20 | |
| 3365202BT | ETF-700-8-PLG-BDM-CP-1.5GPM-SHR-IR-BT-FCT | Optima [®] Gooseneck – (3), (8), (10), (12) | 1,015.85 | 660.30 | 6.20 | |
| 3365214BT | ETF-700-8-PLG-BDM-CP-1.5GPM-SHR-IR-S-BT-FCT | Optima [®] Surgical Bend Gooseneck – (3), (7), (8), (10), (12) | 1,022.90 | 664.89 | 6.20 | |
| 3365199BT | ETF-700-8-PLG-BDM-CP-2.2GPM-LAM-IR-BT-FCT | Optima [®] Gooseneck – (3), (6), (10), (12) | 933.60 | 606.84 | 6.20 | |
| 3365211BT | ETF-700-8-PLG-BDM-CP-2.2GPM-LAM-IR-S-BT-FCT | Optima [®] Surgical Bend Gooseneck – (3), (6), (7), (10), (12) | 940.50 | 611.33 | 6.20 | |
| 3365437BT | ETF-700-8-PLG-BDT-CP-1.5GPM-SHR-IR-BT-FCT | Optima [®] Gooseneck – (3), (8), (10), (13) | 1,158.15 | 752.80 | 6.20 | |
| 3365450BT | ETF-700-8-PLG-BDT-CP-1.5GPM-SHR-IR-S-BT-FCT | Optima [®] Surgical Bend Gooseneck – (3), (7), (8), (10), (13) | 1,151.65 | 748.57 | 6.20 | |
| 3365281BT | ETF-700-8-PLG-BDT-CP-2.2GPM-LAM-IR-BT-FCT | Optima [®] Gooseneck – (3), (6), (10), (13) | 1,078.10 | 700.77 | 6.20 | |
| 3365444BT | ETF-700-8-PLG-BDT-CP-2.2GPM-LAM-IR-S-BT-FCT | Optima [®] Surgical Bend Gooseneck – (3), (6), (7), (10), (13) | 1,084.95 | 705.22 | 6.20 | |
| 3365182BT | ETF-700-8-PLG-TEE-CP-1.5GPM-SHR-IR-BT-FCT | Optima [®] Gooseneck – (1), (3), (8), (10) | 978.90 | 636.29 | 6.20 | |
| 3365190BT | ETF-700-8-PLG-TEE-CP-1.5GPM-SHR-IR-S-BT-FCT | Optima [®] Surgical Bend Gooseneck – (1), (3), (6), (7), (8), (10) | 985.95 | 640.87 | 6.20 | |
| 3365179BT | ETF-700-8-PLG-TEE-CP-2.2GPM-LAM-IR-BT-FCT | Optima [®] Gooseneck – (1), (3), (6), (10) | 896.60 | 582.79 | 6.20 | |
| 3365187BT | ETF-700-8-PLG-TEE-CP-2.2GPM-LAM-IR-S-BT-FCT | Optima [®] Surgical Bend Gooseneck – (1), (3), (6), (7), (10) | 903.50 | 587.28 | 6.20 | |

ETF-700-S Sensor-Activated Deck Mount Surgical Bend Gooseneck Faucets

Includes chrome plated brass deck mount surgical bend gooseneck faucet, spray head or showerhead, in-spout sensor with splash-proof circuit control module, 24 VAC transformer (specify plug-in or box mount hardwire), 24 VAC solenoid valve with integral “Y” filter. Low Lead Compliant.

| | | | | | | |
|---------|----------------------|---|----------|--------|-------|--------------|
| 3365185 | ETF-700-S-4-P | Optima [®] Surgical Bend Gooseneck Faucet – (1), (3), (6), (7), (9) | 847.00 | 550.55 | 10.40 | 671254233607 |
| 3365186 | ETF-700-S-4-B | Optima [®] Surgical Bend Gooseneck Faucet – (1), (2), (6), (7), (9) | 866.85 | 563.45 | 10.30 | 671254233614 |
| 3365287 | ETF-700-S-4-LT | Optima [®] Surgical Bend Gooseneck Faucet – (1), (4), (6), (7), (9) | 810.95 | 527.12 | 8.80 | 671254219632 |
| 3365018 | ETF-700-S-H-4-P | Optima [®] Surgical Bend Gooseneck Faucet – (1), (3), (6), (7), (8), (9) | 929.35 | 604.08 | 11.00 | 671254136199 |
| 3365019 | ETF-700-S-H-4-B | Optima [®] Surgical Bend Gooseneck Faucet – (1), (2), (6), (7), (8), (9) | 949.15 | 616.95 | 10.90 | 671254136205 |
| 3365117 | ETF-700-S-H-4-LT | Optima [®] Surgical Bend Gooseneck Faucet – (1), (4), (6), (7), (8), (9) | 893.20 | 580.58 | 9.40 | 671254146600 |
| 3365217 | ETF-700-S-4-P-BDM | Optima [®] Surgical Bend Gooseneck Faucet – (3), (6), (7), (9), (12) | 884.00 | 574.60 | 8.30 | 671254233867 |
| 3365218 | ETF-700-S-4-B-BDM | Optima [®] Surgical Bend Gooseneck Faucet – (2), (6), (7), (9), (12) | 903.85 | 587.50 | 8.30 | 671254233874 |
| 3365219 | ETF-700-S-4-LT-BDM | Optima [®] Surgical Bend Gooseneck Faucet – (4), (6), (7), (9), (12) | 847.95 | 551.17 | 6.70 | 671254233881 |
| 3365220 | ETF-700-S-H-4-P-BDM | Optima [®] Surgical Bend Gooseneck Faucet – (3), (7), (8), (10) | 966.40 | 628.16 | 8.90 | 671254233959 |
| 3365221 | ETF-700-S-H-4-B-BDM | Optima [®] Surgical Bend Gooseneck Faucet – (2), (7), (8), (10) | 986.25 | 641.06 | 8.90 | 671254233966 |
| 3365222 | ETF-700-S-H-4-LT-BDM | Optima [®] Surgical Bend Gooseneck Faucet – (4), (7), (8), (10) | 930.30 | 604.70 | 7.30 | 671254233973 |
| 3365440 | ETF-700-S-4-P-BDT | Optima [®] Surgical Bend Gooseneck Faucet – (3), (6), (7), (9), (13) | 1,030.15 | 669.60 | 9.50 | 671254239234 |
| 3365441 | ETF-700-S-4-B-BDT | Optima [®] Surgical Bend Gooseneck Faucet – (2), (6), (7), (9), (13) | 1,049.45 | 682.14 | 9.40 | 671254239241 |
| 3365443 | ETF-700-S-4-LT-BDT | Optima [®] Surgical Bend Gooseneck Faucet – (4), (6), (7), (9), (13) | 995.05 | 646.78 | 7.90 | 671254239258 |
| 3365447 | ETF-700-S-H-4-P-BDT | Optima [®] Surgical Bend Gooseneck Faucet – (3), (7), (8), (9), (13) | 1,096.75 | 712.89 | 10.10 | 671254239296 |
| 3365448 | ETF-700-S-H-4-B-BDT | Optima [®] Surgical Bend Gooseneck Faucet – (2), (7), (8), (9), (13) | 1,149.45 | 747.14 | 10.00 | 671254239302 |



ETF700 Hardwired
EBF750 Battery
EBF755 Battery, BAA compliance



ETF700-S Hardwired with Surgical Bend Spout
EBF750-S Battery with Surgical Bend Spout



ETF700-H Hardwired with Shower Spout
EBF750-H Battery with Shower Spout

Representative

(1) Bak Chek (2) Box Transformer “B” (3) Plug-In Transformer “P” (4) Less Transformer “LT” (5) 0.5 gpm/1.9 Lpm Multi-Lam Spray Head (6) 2.2 gpm/8.3 Lpm Laminar Spray Head (7) Surgical Bend Spout “S” (8) Shower Head Spray 2.2 gpm/8.3 Lpm “H” (9) 4” Trim Plate (10) 8” Trim Plate (11) Above Deck Mixing Valve – MIX-110-AA Trim Plate “ADM” (12) Below Deck Mixing Valve – MIX-60-A “BDM” (13) Below Deck Thermostatic Mixing Valve – MIX-135-A “BDT” (14) Integral Temperature Control Spout Mixer “ISM” (15) Drain Pop Up “DPU” (16) Optima i.q.®-cliq button “IC” (17) 1.5 gpm/5.7 Lpm Aerator (18) 2.2 gpm/8.3 Lpm Aerated Spray Head (19) Above Deck Thermostatic Mixing Valve – MIX-139 “ADT”

| Code Number | Product Number | Description | List Price \$ | MAPP Price \$ | Est. Wt. (lbs.) | UPC Code |
|-------------|----------------------|--|---------------|---------------|-----------------|--------------|
| 3365449 | ETF-700-S-H-4-LT-BDT | Optima® Surgical Bend Gooseneck Faucet – (4), (7), (8), (9), (13) | 1,061.70 | 690.11 | 8.50 | 671254239319 |
| 3365187 | ETF-700-S-8-P | Optima® Surgical Bend Gooseneck Faucet – (1), (3), (6), (7), (10) | 903.50 | 587.28 | 10.70 | 671254233621 |
| 3365188 | ETF-700-S-8-B | Optima® Surgical Bend Gooseneck Faucet – (1), (2), (6), (7), (10) | 923.30 | 600.15 | 10.60 | 671254233638 |
| 3365189 | ETF-700-S-8-LT | Optima® Surgical Bend Gooseneck Faucet – (1), (4), (6), (7), (10) | 867.40 | 563.81 | 9.00 | 671254233645 |
| 3365190 | ETF-700-S-H-8-P | Optima® Surgical Bend Gooseneck Faucet – (1), (3), (6), (7), (8), (10) | 985.95 | 640.87 | 11.30 | 671254233652 |
| 3365191 | ETF-700-S-H-8-B | Optima® Surgical Bend Gooseneck Faucet – (1), (2), (6), (7), (8), (10) | 1,005.65 | 653.67 | 11.20 | 671254233669 |
| 3365192 | ETF-700-S-H-8-LT | Optima® Surgical Bend Gooseneck Faucet – (1), (4), (6), (7), (8), (10) | 949.70 | 617.31 | 9.60 | 671254233676 |
| 3365205 | ETF-700-S-8-P-ADM | Optima® Surgical Bend Gooseneck Faucet – (3), (6), (7), (10), (11) | 1,245.10 | 809.32 | 10.20 | 671254233928 |
| 3365206 | ETF-700-S-8-B-ADM | Optima® Surgical Bend Gooseneck Faucet – (2), (6), (7), (10), (11) | 1,277.05 | 830.08 | 10.10 | 671254233935 |
| 3365207 | ETF-700-S-8-LT-ADM | Optima® Surgical Bend Gooseneck Faucet – (4), (6), (7), (10), (11) | 1,221.50 | 793.98 | 8.60 | 671254233942 |
| 3365208 | ETF-700-S-H-8-P-ADM | Optima® Surgical Bend Gooseneck Faucet – (3), (7), (8), (10), (11) | 1,327.60 | 862.94 | 8.60 | 671254234017 |
| 3365209 | ETF-700-S-H-8-B-ADM | Optima® Surgical Bend Gooseneck Faucet – (2), (7), (8), (10), (11) | 1,347.40 | 875.81 | 8.50 | 671254234024 |
| 3365210 | ETF-700-S-H-8-LT-ADM | Optima® Surgical Bend Gooseneck Faucet – (4), (7), (8), (10), (11) | 1,291.40 | 839.41 | 9.20 | 671254234031 |
| 3365211 | ETF-700-S-8-P-BDM | Optima® Surgical Bend Gooseneck Faucet – (3), (6), (7), (10), (12) | 940.50 | 611.33 | 8.60 | 671254233898 |
| 3365212 | ETF-700-S-8-B-BDM | Optima® Surgical Bend Gooseneck Faucet – (2), (6), (7), (10), (12) | 960.30 | 624.20 | 8.50 | 671254233904 |
| 3365213 | ETF-700-S-8-LT-BDM | Optima® Surgical Bend Gooseneck Faucet – (4), (6), (7), (10), (12) | 904.45 | 587.89 | 6.90 | 671254233911 |
| 3365214 | ETF-700-S-H-8-P-BDM | Optima® Surgical Bend Gooseneck Faucet – (3), (7), (8), (10), (12) | 1,022.90 | 664.89 | 9.20 | 671254233980 |
| 3365215 | ETF-700-S-H-8-B-BDM | Optima® Surgical Bend Gooseneck Faucet – (2), (7), (8), (10), (12) | 1,042.65 | 677.72 | 9.10 | 671254233997 |
| 3365216 | ETF-700-S-H-8-LT-BDM | Optima® Surgical Bend Gooseneck Faucet – (4), (7), (8), (10), (12) | 986.75 | 641.39 | 7.50 | 671254234000 |
| 3365444 | ETF-700-S-8-P-BDT | Optima® Surgical Bend Gooseneck Faucet – (3), (6), (7), (10), (13) | 1,084.95 | 705.22 | 9.70 | 671254239265 |
| 3365445 | ETF-700-S-8-B-BDT | Optima® Surgical Bend Gooseneck Faucet – (2), (6), (7), (10), (13) | 1,104.35 | 717.83 | 9.70 | 671254239272 |
| 3365446 | ETF-700-S-8-LT-BDT | Optima® Surgical Bend Gooseneck Faucet – (4), (6), (7), (10), (13) | 1,050.00 | 682.50 | 8.20 | 671254239289 |
| 3365450 | ETF-700-S-H-8-P-BDT | Optima® Surgical Bend Gooseneck Faucet – (3), (7), (8), (10), (13) | 1,151.65 | 748.57 | 10.30 | 671254239326 |
| 3365451 | ETF-700-S-H-8-B-BDT | Optima® Surgical Bend Gooseneck Faucet – (2), (7), (8), (10), (13) | 1,170.90 | 761.09 | 10.30 | 671254239333 |
| 3365452 | ETF-700-S-H-8-LT-BDT | Optima® Surgical Bend Gooseneck Faucet – (4), (7), (8), (10), (13) | 1,116.65 | 725.82 | 8.70 | 671254239340 |



ETF700 Hardwired
EBF750 Battery
EBF755 Battery, BAA compliance



ETF700-S Hardwired with Surgical Bend Spout
EBF750-S Battery with Surgical Bend Spout



ETF700-H Hardwired with Shower Spout
EBF750-H Battery with Shower Spout

**Contact Your Local Sloan Representative

(1) Bak Chek (2) Box Transformer "B" (3) Plug-In Transformer "P" (4) Less Transformer "LT" (5) 0.5 gpm/1.9 Lpm Multi-Lam Spray Head (6) 2.2 gpm/8.3 Lpm Laminar Spray Head (7) Surgical Bend Spout "S" (8) Shower Head Spray 2.2 gpm/8.3 Lpm "H" (9) 4" Trim Plate (10) 8" Trim Plate (11) Above Deck Mixing Valve – MIX-110-AA Trim Plate "ADM" (12) Below Deck Mixing Valve – MIX-60-A "BDM" (13) Below Deck Thermostatic Mixing Valve – MIX-135-A "BDT" (14) Integral Temperature Control Spout Mixer "ISM" (15) Drain Pop Up "DPU" (16) Optima i.q.®-cliq button "IC" (17) 1.5 gpm/5.7 Lpm Aerator (18) 2.2 gpm/8.3 Lpm Aerated Spray Head (19) Above Deck Thermostatic Mixing Valve – MIX-139 "ADT"

Pricing subject to change without notice. For most current pricing, refer to online price sheets at www.sloan.com

| Code Number | Product Number | Description | List Price \$ | MAPP Price \$ | Est. Wt. (lbs.) | UPC Code |
|-------------|----------------|-------------|---------------|---------------|-----------------|----------|
|-------------|----------------|-------------|---------------|---------------|-----------------|----------|

EBF-750 Battery-Powered Sensor-Activated Deck Mount Gooseneck Faucets

Includes chrome plated brass deck mount gooseneck faucet, spray head or showerhead, in-spout sensor with splash-proof circuit control module with integral filtered solenoid valve, 4 "AA" Alkaline batteries. Low Lead Compliant.

| | | | | | | |
|---------|-------------------------|---------------------------------------|----------|--------|------|--------------|
| 3315104 | EBF-750-4 | Optima Plus® Faucet – (1), (6), (9) | 943.20 | 613.08 | 8.90 | 671254219687 |
| 3315307 | EBF-750-4 BAA | Optima Plus® Faucet – (1), (6), (9) | 990.30 | 643.70 | 8.90 | 67125440693 |
| 3315059 | EBF-750-H-4 | Optima Plus® Faucet – (1), (8), (9) | 1,025.60 | 666.64 | 9.50 | 671254148062 |
| 3315164 | EBF-750-8 | Optima Plus® Faucet – (1), (6), (10) | 999.70 | 649.81 | 9.10 | 671254234406 |
| 3315165 | EBF-750-H-8 | Optima Plus® Faucet – (1), (8), (10) | 1,082.10 | 703.37 | 9.70 | 671254234413 |
| 3315168 | EBF-750-8-ADM | Optima Plus® Faucet – (6), (10), (11) | 1,341.35 | 871.88 | 7.80 | 671254234444 |
| 3315169 | EBF-750-H-8-ADM | Optima Plus® Faucet – (8), (10), (11) | 1,423.65 | 925.37 | 8.40 | 671254234451 |
| 3315170 | EBF-750-4-BDM | Optima Plus® Faucet – (6), (9), (12) | 980.25 | 637.16 | 6.30 | 671254234307 |
| 3315171 | EBF-750-8-BDM | Optima Plus® Faucet – (6), (10), (12) | 1,036.75 | 673.89 | 6.60 | 671254234314 |
| 3315172 | EBF-750-H-4-BDM | Optima Plus® Faucet – (8), (9), (12) | 1,062.65 | 690.72 | 6.90 | 671254234321 |
| 3315173 | EBF-750-H-8-BDM | Optima Plus® Faucet – (8), (10), (12) | 1,119.05 | 727.38 | 7.20 | 671254234338 |
| 3315185 | EBF-750-4-BDT | Optima Plus® Faucet – (6), (9), (13) | 1,123.60 | 730.34 | 7.50 | 671254238794 |
| 3315186 | EBF-750-8-BDT | Optima Plus® Faucet – (6), (10), (13) | 1,178.35 | 765.93 | 7.70 | 671254238800 |
| 3315187 | EBF-750-H-4-BDT | Optima Plus® Faucet – (8), (9), (13) | 1,203.50 | 782.28 | 8.10 | 671254239012 |
| 3315188 | EBF-750-H-8-BDT | Optima Plus® Faucet – (8), (10), (13) | 1,258.45 | 817.99 | 8.30 | 671254239029 |
| 3315318 | EBF-750-4-CP 1.0 gpm | Optima Plus® Faucet – (9) | 943.20 | 613.08 | 5.12 | 671254437487 |
| 3315314 | EBF-750-4-CP 1.5 gpm | Optima Plus® Faucet – (9) | 943.20 | 613.08 | 5.12 | 671254433625 |
| 3315315 | EBF-750-4 BDM 1.5 gpm | Optima Plus® Faucet – (9) | 980.25 | 637.16 | 6.60 | 671254433649 |
| 3315317 | EBF-750-4-BDT 1.5 gpm | Optima Plus® Faucet – (9) | 1,123.60 | 730.34 | 6.60 | 671254433670 |
| 3315172 | EBF-750-H-4-BDM 1.5 gpm | Optima Plus® Faucet – (8) (9) (12) | 1,062.65 | 690.72 | 7.22 | 671254234421 |
| 3315187 | EBF-750-H-4-BDT 1.5 gpm | Optima Plus® Faucet – (8) (9) (13) | 1,203.50 | 782.28 | 7.35 | 671254239012 |
| 3315165 | EBF-750-H-8 1.5 gpm | Optima Plus® Faucet – (8) (10) | 1,082.10 | 703.37 | 7.43 | 671254234412 |
| 3315169 | EBF-750-H-8-ADM 1.5 gpm | Optima Plus® Faucet – (8) (10) (11) | 1,423.65 | 925.37 | 8.66 | 671254234451 |
| 3315173 | EBF-750-H-8-BDM 1.5 gpm | Optima Plus® Faucet – (8) (10) (12) | 1,119.05 | 727.38 | 7.73 | 671254234338 |
| 3315188 | EBF-750-H-8-BDT 1.5 gpm | Optima Plus® Faucet – (8) (10) (13) | 1,258.45 | 817.99 | 7.89 | 671254239029 |
| 3315307 | EBF-755-4 BAA | Optima Plus® Faucet – (9) | 990.30 | 643.70 | 5.51 | 671254406933 |
| 3315309 | EBF-750-8-BDT BAA | Optima Plus® Faucet – (10) (13) | 1,240.00 | 806.00 | 5.51 | 671254414761 |
| 3315327 | EBF750-4 CP 0.35 GPM | Optima Plus® Faucet – (30) | 943.20 | 613.08 | 6.61 | 67125445380 |

EBF-750-S Battery-Powered Sensor-Activated Deck Mount Surgical Bend Gooseneck Faucets

Include chrome plated brass deck mount surgical bend gooseneck faucet, spray head or showerhead, sensor with splash-proof circuit control module with integral filtered solenoid valve, 4 "C" cell Alkaline batteries. Low Lead Compliant.

| | | | | | | |
|---------|-------------------|---|----------|--------|------|--------------|
| 3315105 | EBF-750-S-4 | Optima Plus® Faucet – (1), (6), (7), (9) | 950.30 | 617.70 | 8.90 | 671254219694 |
| 3315068 | EBF-750-S-H-4 | Optima Plus® Faucet – (1), (7), (8), (9) | 1,032.50 | 671.13 | 9.60 | 671254148055 |
| 3315176 | EBF-750-S-4-BDM | Optima Plus® Faucet – (6), (7), (9), (12) | 987.20 | 641.68 | 6.40 | 671254234369 |
| 3315178 | EBF-750-S-H-4-BDM | Optima Plus® Faucet – (7), (8), (9), (12) | 1,069.50 | 695.18 | 7.00 | 671254234383 |
| 3315189 | EBF-750-S-4-BDT | Optima Plus® Faucet – (6), (7), (9), (13) | 1,130.35 | 734.73 | 7.60 | 671254239036 |
| 3315191 | EBF-750-S-H-4-BDT | Optima Plus® Faucet – (7), (8), (9), (13) | 1,210.30 | 786.70 | 8.20 | 671254239050 |



ETF700 Hardwired
EBF750 Battery
EBF755 Battery, BAA compliance



ETF700-H Hardwired with shower spray head
EBF750-H Battery with shower spray head

**Contact Your Local Sloan Representative

(1) Bak Chek (2) Box Transformer "B" (3) Plug-In Transformer "P" (4) Less Transformer "LT" (5) 0.5 gpm/1.9 Lpm Multi-Lam Spray Head (6) 2.2 gpm/8.3 Lpm Laminar Spray Head (7) Surgical Bend Spout "S" (8) Shower Head Spray 2.2 gpm/8.3 Lpm "H" (9) 4" Trim Plate (10) 8" Trim Plate (11) Above Deck Mixing Valve – MIX-110-AA Trim Plate "ADM" (12) Below Deck Mixing Valve – MIX-60-A "BDM" (13) Below Deck Thermostatic Mixing Valve – MIX-135-A "BDT" (14) Integral Temperature Control Spout Mixer "ISM" (15) Drain Pop Up "DPU" (16) Optima i.q.®-cliq button "IC" (17) 1.5 gpm/5.7 Lpm Aerator (18) 2.2 gpm/8.3 Lpm Aerated Spray Head (19) Above Deck Thermostatic Mixing Valve – MIX-139 "ADT" (30) 0.35 gpm flow rate

Pricing subject to change without notice. For most current pricing, refer to online price sheets at www.sloan.com

| Code Number | Product Number | Description | List Price \$ | Est. Wt. (lbs.) | UPC Code |
|-------------|-------------------|--|---------------|-----------------|-------------------|
| 3315166 | EBF-750-S-8 | Optima Plus® Faucet – (1), (6), (7), (10) | \$1,006.80 | 654.42 | 9.20 671254234420 |
| 3315167 | EBF-750-S-H-8 | Optima Plus® Faucet – (1), (7), (8), (10) | 1,089.05 | 707.88 | 9.80 671254234437 |
| 3315174 | EBF-750-S-8-ADM | Optima Plus® Faucet – (6), (7), (10), (11) | 1,348.45 | 876.49 | 7.80 671254234345 |
| 3315175 | EBF-750-S-H-8-ADM | Optima Plus® Faucet – (7), (8), (10), (11) | 1,430.65 | 929.92 | 8.40 671254235076 |
| 3315177 | EBF-750-S-8-BDM | Optima Plus® Faucet – (6), (7), (10), (12) | 1,043.65 | 678.37 | 6.60 671254234376 |
| 3315179 | EBF-750-S-H-8-BDM | Optima Plus® Faucet – (7), (8), (10), (12) | 1,126.05 | 731.93 | 7.20 671254234390 |
| 3315190 | EBF-750-S-8-BDT | Optima Plus® Faucet – (6), (7), (10), (13) | 1,185.25 | 770.41 | 7.80 671254239043 |
| 3315192 | EBF-750-S-H-8-BDT | Optima Plus® Faucet – (7), (8), (10), (13) | 1,265.15 | 822.35 | 8.40 671254239067 |

Bluetooth enabled EBF 750 battery powered series sensor faucets


| | | | | | |
|-----------|---|--|----------|--------|------|
| 3315315BT | EBF-750-4-BAT-BDM-CP-1.5GPM-LAM-IR-BT-FCT | Optima Plus® Faucet – (9) | 980.25 | 637.16 | 6.80 |
| 3315172BT | EBF-750-4-BAT-BDM-CP-1.5GPM-SHR-IR-BT-FCT | Optima Plus® Faucet – (8), (9), (12) | 1,062.65 | 690.72 | 6.80 |
| 3315178BT | EBF-750-4-BAT-BDM-CP-1.5GPM-SHR-IR-S-BT-FCT | Optima Plus® Faucet – (7), (8), (9), (12) | 1,069.50 | 695.18 | 6.80 |
| 3315170BT | EBF-750-4-BAT-BDM-CP-2.2GPM-LAM-IR-BT-FCT | Optima Plus® Faucet – (6), (9), (12) | 980.25 | 637.16 | 6.80 |
| 3315176BT | EBF-750-4-BAT-BDM-CP-2.2GPM-LAM-IR-S-BT-FCT | Optima Plus® Faucet – (6), (7), (9), (12) | 987.20 | 641.68 | 6.80 |
| 3315317BT | EBF-750-4-BAT-BDT-CP-1.5GPM-LAM-IR-BT-FCT | Optima Plus® Faucet – (9) | 1,123.60 | 730.34 | 6.80 |
| 3315187BT | EBF-750-4-BAT-BDT-CP-1.5GPM-SHR-IR-BT-FCT | Optima Plus® Faucet – (8), (9), (13) | 1,203.50 | 782.28 | 6.80 |
| 3315191BT | EBF-750-4-BAT-BDT-CP-1.5GPM-SHR-IR-S-BT-FCT | Optima Plus® Faucet – (7), (8), (9), (13) | 1,210.30 | 786.70 | 6.80 |
| 3315185BT | EBF-750-4-BAT-BDT-CP-2.2GPM-LAM-IR-BT-FCT | Optima Plus® Faucet – (6), (9), (13) | 1,123.60 | 730.34 | 6.80 |
| 3315189BT | EBF-750-4-BAT-BDT-CP-2.2GPM-LAM-IR-S-BT-FCT | Optima Plus® Faucet – (6), (7), (9), (13) | 1,130.35 | 734.73 | 6.80 |
| 3315327BT | EBF-750-4-BAT-TEE-CP-0.35GPM-MLM-IR-BT-FCT | Optima Plus® Faucet – (30) | 943.20 | 613.08 | 6.80 |
| 3315318BT | EBF-750-4-BAT-TEE-CP-1.0GPM-LAM-IR-BT-FCT | Optima Plus® Faucet – (9) | 943.20 | 613.08 | 6.80 |
| 3315314BT | EBF-750-4-BAT-TEE-CP-1.5GPM-LAM-IR-BT-FCT | Optima Plus® Faucet – (9) | 943.20 | 613.08 | 6.80 |
| 3315059BT | EBF-750-4-BAT-TEE-CP-1.5GPM-SHR-IR-BT-FCT | Optima Plus® Faucet – (1), (8), (9) | 963.00 | 625.95 | 6.80 |
| 3315068BT | EBF-750-4-BAT-TEE-CP-1.5GPM-SHR-IR-S-BT-FCT | Optima Plus® Faucet – (1), (7), (8), (9) | 969.85 | 630.40 | 6.80 |
| 3315104BT | EBF-750-4-BAT-TEE-CP-2.2GPM-LAM-IR-BT-FCT | Optima Plus® Faucet – (1), (6), (9) | 943.20 | 613.08 | 6.80 |
| 3315105BT | EBF-750-4-BAT-TEE-CP-2.2GPM-LAM-IR-S-BT-FCT | Optima Plus® Faucet – (1), (6), (7), (9) | 950.30 | 617.70 | 6.80 |
| 3315169BT | EBF-750-8-BAT-ADM-CP-1.5GPM-SHR-IR-BT-FCT | Optima Plus® Faucet – (8), (10), (11) | 1,423.65 | 925.37 | 6.80 |
| 3315175BT | EBF-750-8-BAT-ADM-CP-1.5GPM-SHR-IR-S-BT-FCT | Optima Plus® Faucet – (7), (8), (10), (11) | 1,430.65 | 929.92 | 6.80 |
| 3315168BT | EBF-750-8-BAT-ADM-CP-2.2GPM-LAM-IR-BT-FCT | Optima Plus® Faucet – (6), (10), (11) | 1,341.35 | 871.88 | 6.80 |
| 3315174BT | EBF-750-8-BAT-ADM-CP-2.2GPM-LAM-IR-S-BT-FCT | Optima Plus® Faucet – (6), (7), (10), (11) | 1,348.45 | 876.49 | 6.80 |
| 3315173BT | EBF-750-8-BAT-BDM-CP-1.5GPM-SHR-IR-BT-FCT | Optima Plus® Faucet – (8), (10), (12) | 1,119.05 | 727.38 | 6.80 |
| 3315179BT | EBF-750-8-BAT-BDM-CP-1.5GPM-SHR-IR-S-BT-FCT | Optima Plus® Faucet – (7), (8), (10), (12) | 1,126.05 | 731.93 | 6.80 |
| 3315171BT | EBF-750-8-BAT-BDM-CP-2.2GPM-LAM-IR-BT-FCT | Optima Plus® Faucet – (6), (10), (12) | 1,036.75 | 673.89 | 6.80 |
| 3315177BT | EBF-750-8-BAT-BDM-CP-2.2GPM-LAM-IR-S-BT-FCT | Optima Plus® Faucet – (6), (7), (10), (12) | 1,043.65 | 678.37 | 6.80 |
| 3315188BT | EBF-750-8-BAT-BDT-CP-1.5GPM-SHR-IR-BT-FCT | Optima Plus® Faucet – (8), (10), (13) | 1,258.45 | 817.99 | 6.80 |
| 3315192BT | EBF-750-8-BAT-BDT-CP-1.5GPM-SHR-IR-S-BT-FCT | Optima Plus® Faucet – (7), (8), (10), (13) | 1,265.15 | 822.35 | 6.80 |
| 3315186BT | EBF-750-8-BAT-BDT-CP-2.2GPM-LAM-IR-BT-FCT | Optima Plus® Faucet – (6), (10), (13) | 1,178.35 | 765.93 | 6.80 |
| 3315190BT | EBF-750-8-BAT-BDT-CP-2.2GPM-LAM-IR-S-BT-FCT | Optima Plus® Faucet – (6), (7), (10), (13) | 1,185.25 | 770.41 | 6.80 |
| 3315165BT | EBF-750-8-BAT-TEE-CP-1.5GPM-SHR-IR-BT-FCT | Optima Plus® Faucet – (1), (8), (10) | 1,082.10 | 703.37 | 6.80 |
| 3315167BT | EBF-750-8-BAT-TEE-CP-1.5GPM-SHR-IR-S-BT-FCT | Optima Plus® Faucet – (1), (7), (8), (10) | 1,089.05 | 707.88 | 6.80 |
| 3315164BT | EBF-750-8-BAT-TEE-CP-2.2GPM-LAM-IR-BT-FCT | Optima Plus® Faucet – (1), (6), (10) | 999.70 | 649.81 | 6.80 |
| 3315166BT | EBF-750-8-BAT-TEE-CP-2.2GPM-LAM-IR-S-BT-FCT | Optima Plus® Faucet – (1), (6), (7), (10) | 1,006.80 | 654.42 | 6.80 |



ETF700 Hardwired
EBF750 Battery
EBF755 Battery, BAA compliance



ETF700-S Hardwired with Surgical Bend Spout
EBF750-S Battery with Surgical Bend Spout



ETF700-H Hardwired with Shower Spout
EBF750-H Battery with Shower Spout

**Contact Your Local Sloan Representative

(1) Bak Chek (2) Box Transformer "B" (3) Plug-In Transformer "P" (4) Less Transformer "LT" (5) 0.5 gpm/1.9 Lpm Multi-Lam Spray Head (6) 2.2 gpm/8.3 Lpm Laminar Spray Head (7) Surgical Bend Spout "S" (8) Shower Head Spray 2.2 gpm/8.3 Lpm "H" (9) 4" Trim Plate (10) 8" Trim Plate (11) Above Deck Mixing Valve – MIX-110-AA Trim Plate "ADM" (12) Below Deck Mixing Valve – MIX-60-A "BDM" (13) Below Deck Thermostatic Mixing Valve – MIX-135-A "BDT" (14) Integral Temperature Control Spout Mixer "ISM" (15) Drain Pop Up "DPU" (16) Optima i.q.®-cliq button "IC" (17) 1.5 gpm/5.7 Lpm Aerator (18) 2.2 gpm/8.3 Lpm Aerated Spray Head (19) Above Deck Thermostatic Mixing Valve – MIX-139 "ADT"

Pricing subject to change without notice. For most current pricing, refer to online price sheets at www.sloan.com

| Code Number | Product Number | Description | List Price \$ | MAPP Price \$ | Est. Wt. (lbs.) | UPC Code |
|--|----------------------------|---|---------------|---------------|-----------------|--------------|
| ETF-770 On-Q® Sensor-Activated Deck Mount Gooseneck Faucets | | | | | | |
| Includes chrome plated brass deck mount gooseneck faucet, spray head, On-Q® sensor with splash-proof circuit control module, 24 VAC transformer (specify plug-in or box mount hardware), 24 VAC solenoid valve with integral "Y" filter. Low Lead Compliant. | | | | | | |
| 3365428 | ETF-770-4-P | Optima® On-Q® Gooseneck Faucet – (1), (3), (6), (9) | 688.40 | 447.46 | 7.30 | 671254235410 |
| 3365429 | ETF-770-4-B | Optima® On-Q® Gooseneck Faucet – (1), (2), (6), (9) | 708.25 | 460.36 | 7.20 | 671254235427 |
| 3365021 | ETF-770-4-LT | Optima® On-Q® Gooseneck Faucet – (1), (4), (6), (9) | 652.20 | 423.93 | 5.70 | 671254128033 |
| 3365411 | ETF-770-4-P-ADM | Optima® On-Q® Gooseneck Faucet – (3), (6), (9), (11) | 959.35 | 623.58 | 8.50 | 671254235595 |
| 3365412 | ETF-770-4-B-ADM | Optima® On-Q® Gooseneck Faucet – (2), (6), (9), (11) | 979.15 | 636.45 | 8.40 | 671254235601 |
| 3365413 | ETF-770-4-LT-ADM | Optima® On-Q® Gooseneck Faucet – (4), (6), (9), (11) | 923.20 | 600.08 | 6.90 | 671254235618 |
| 3365417 | ETF-770-4-P-BDM | Optima® On-Q® Gooseneck Faucet – (3), (6), (9), (12) | 725.40 | 471.51 | 7.30 | 671254235656 |
| 3365418 | ETF-770-4-B-BDM | Optima® On-Q® Gooseneck Faucet – (2), (6), (9), (12) | 745.25 | 484.41 | 7.20 | 671254235663 |
| 3365419 | ETF-770-4-LT-BDM | Optima® On-Q® Gooseneck Faucet – (4), (6), (9), (12) | 689.25 | 448.01 | 5.70 | 671254235670 |
| 3365453 | ETF-770-4-P-BDT | Optima® On-Q® Gooseneck Faucet – (3), (6), (9), (13) | 876.15 | 569.50 | 8.50 | 671254239647 |
| 3365454 | ETF-770-4-B-BDT | Optima® On-Q® Gooseneck Faucet – (2), (6), (9), (13) | 895.35 | 581.98 | 8.40 | 671254239654 |
| 3365455 | ETF-770-4-LT-BDT | Optima® On-Q® Gooseneck Faucet – (4), (6), (9), (13) | 841.05 | 546.68 | 6.90 | 671254239661 |
| 3365430 | ETF-770-8-P | Optima® On-Q® Gooseneck Faucet – (1), (3), (6), (10) | 725.10 | 471.32 | 7.60 | 671254235441 |
| 3365431 | ETF-770-8-B | Optima® On-Q® Gooseneck Faucet – (1), (2), (6), (10) | 745.10 | 484.32 | 7.60 | 671254235458 |
| 3365432 | ETF-770-8-LT | Optima® On-Q® Gooseneck Faucet – (1), (4), (6), (10) | 688.95 | 447.82 | 6.00 | 671254235465 |
| 3365414 | ETF-770-8-P-ADM | Optima® On-Q® Gooseneck Faucet – (3), (6), (10), (11) | 979.05 | 636.38 | 8.90 | 671254235625 |
| 3365415 | ETF-770-8-B-ADM | Optima® On-Q® Gooseneck Faucet – (2), (6), (10), (11) | 998.85 | 649.25 | 8.80 | 671254235632 |
| 3365416 | ETF-770-8-LT-ADM | Optima® On-Q® Gooseneck Faucet – (4), (6), (10), (11) | 942.95 | 612.92 | 7.20 | 671254235649 |
| 3365420 | ETF-770-8-P-BDM | Optima® On-Q® Gooseneck Faucet – (3), (6), (10), (12) | 762.20 | 495.43 | 7.70 | 671254235687 |
| 3365421 | ETF-770-8-B-BDM | Optima® On-Q® Gooseneck Faucet – (2), (6), (10), (12) | 782.15 | 508.40 | 7.60 | 671254235700 |
| 3365422 | ETF-770-8-LT-BDM | Optima® On-Q® Gooseneck Faucet – (4), (6), (10), (12) | 726.10 | 471.97 | 6.10 | 671254235717 |
| 3365456 | ETF-770-8-P-BDT | Optima® On-Q® Gooseneck Faucet – (3), (6), (10), (13) | 911.95 | 592.77 | 8.80 | 671254239678 |
| 3365457 | ETF-770-8-B-BDT | Optima® On-Q® Gooseneck Faucet – (2), (6), (10), (13) | 931.15 | 605.25 | 8.70 | 671254239685 |
| 3365458 | ETF-770-8-LT-BDT | Optima® On-Q® Gooseneck Faucet – (4), (6), (10), (13) | 876.85 | 569.95 | 7.20 | 671254239692 |
| 3365650 | ETF-770-4-LT 1.0 gpm | Optima® On-Q® Gooseneck Faucet – (1), (9) | 652.20 | 423.93 | 5.43 | 671254437456 |
| 3365647 | ETF-770-4-LT 1.5 gpm | Optima® On-Q® Gooseneck Faucet – (1), (9) | 652.20 | 423.93 | 5.43 | 671254433700 |
| 3365558 | ETF-770-4-P 1.0 gpm | Optima® On-Q® Gooseneck Faucet – (1), (3), (9) | 688.40 | 447.46 | 5.43 | 671254433866 |
| 3365648 | ETF-770-4-P 1.5 gpm | Optima® On-Q® Gooseneck Faucet – (1), (3), (9) | 688.40 | 447.46 | 7.20 | 671254433779 |
| 3365564 | ETF-770-8-LT 1.0 gpm | Optima® On-Q® Gooseneck Faucet – (1), (4), (10) | 688.95 | 447.82 | 5.43 | 671254433880 |
| 3365561 | ETF-770-8-P 1.0 gpm | Optima® On-Q® Gooseneck Faucet – (1), (3), (10) | 725.10 | 471.32 | 5.43 | 671254443887 |
| 3365560 | ETF-770-8-P-BDT 1.0 gpm | Optima® On-Q® Gooseneck Faucet – (1), (3), (9) | 911.95 | 592.77 | 5.43 | 671254443873 |
| 3365780 | ETF770-4-LT CP 0.35 GPM | Optima® On-Q® Gooseneck Faucet – (30) | 652.20 | 423.93 | 5.43 | 67125445388 |
| 3365776 | ETF770-4-P CP 0.35 GPM | Optima® On-Q® Gooseneck Faucet – (30) | 688.40 | 447.46 | 5.43 | 67125445390 |
| 3365777 | ETF770-8-P-BDT CP 0.35 GPM | Optima® On-Q® Gooseneck Faucet – (30) | 911.95 | 592.77 | 5.43 | 67125445397 |



ETF770 Hardwired with side sensor

**Contact Your Local Sloan Representative

(1) Bak Chek (2) Box Transformer "B" (3) Plug-In Transformer "P" (4) Less Transformer "LT" (5) 0.5 gpm/1.9 Lpm Multi-Lam Spray Head (6) 2.2 gpm/8.3 Lpm Lamina Spray Head (7) Surgical Bend Spout "S" (8) Shower Head Spray 2.2 gpm/8.3 Lpm "H" (9) 4" Trim Plate (10) 8" Trim Plate (11) Above Deck Mixing Valve – MIX-110-AA Trim Plate "ADM" (12) Below Deck Mixing Valve – MIX-60-A "BDM" (13) Below Deck Thermostatic Mixing Valve – MIX-135-A "BDT" (14) Integral Temperature Control Spout Mixer "ISM" (15) Drain Pop Up "DPU" (16) Optima i.q.®-cliq button "IC" (17) 1.5 gpm/5.7 Lpm Aerator (18) 2.2 gpm/8.3 Lpm Aerated Spray Head (19) Above Deck Thermostatic Mixing Valve – MIX-139 "ADT" (30) 0.35 gpm flow rate

Pricing subject to change without notice. For most current pricing, refer to online price sheets at www.sloan.com

| Code Number | Product Number | Description | List Price \$ | MAPP Price \$ | Est. Wt. (lbs.) | UPC Code |
|--|--|---|---------------|---------------|-----------------|----------|
| Bluetooth enabled ETF 770 hardwired series sensor faucets | | | | | | |
| 3365412BT | ETF-770-4-BOX-ADM-CP-2.2GPM-LAM-IR-BT-FCT | Optima® On-Q® Gooseneck Faucet – (2), (6), (9), (11) | 939.55 | 610.71 | 5.70 | |
| 3365418BT | ETF-770-4-BOX-BDM-CP-2.2GPM-LAM-IR-BT-FCT | Optima® On-Q® Gooseneck Faucet – (2), (6), (9), (12) | 745.25 | 484.41 | 5.70 | |
| 3365454BT | ETF-770-4-BOX-BDT-CP-2.2GPM-LAM-IR-BT-FCT | Optima® On-Q® Gooseneck Faucet – (2), (6), (9), (13) | 895.35 | 581.98 | 5.70 | |
| 3365429BT | ETF-770-4-BOX-TEE-CP-2.2GPM-LAM-IR-BT-FCT | Optima® On-Q® Gooseneck Faucet – (1), (2), (6), (9) | 708.25 | 460.36 | 5.70 | |
| 3365411BT | ETF-770-4-PLG-ADM-CP-2.2GPM-LAM-IR-BT-FCT | Optima® On-Q® Gooseneck Faucet – (3), (6), (9), (11) | 959.35 | 623.58 | 5.70 | |
| 3365417BT | ETF-770-4-PLG-BDM-CP-2.2GPM-LAM-IR-BT-FCT | Optima® On-Q® Gooseneck Faucet – (3), (6), (9), (12) | 725.40 | 471.51 | 5.70 | |
| 3365453BT | ETF-770-4-PLG-BDT-CP-2.2GPM-LAM-IR-BT-FCT | Optima® On-Q® Gooseneck Faucet – (3), (6), (9), (13) | 876.15 | 569.50 | 5.70 | |
| 3365776BT | ETF-770-4-PLG-TEE-CP-0.35GPM-MLM-IR-BT-FCT | Optima® On-Q® Gooseneck Faucet – (30) | 688.40 | 447.46 | 5.70 | |
| 3365558BT | ETF-770-4-PLG-TEE-CP-1.0GPM-LAM-IR-BT-FCT | Optima® On-Q® Gooseneck Faucet – (1), (3), (9) | 688.40 | 447.46 | 5.70 | |
| 3365648BT | ETF-770-4-PLG-TEE-CP-1.5GPM-LAM-IR-BT-FCT | Optima® On-Q® Gooseneck Faucet – (1), (3), (9) | 688.40 | 447.46 | 5.70 | |
| 3365428BT | ETF-770-4-PLG-TEE-CP-2.2GPM-LAM-IR-BT-FCT | Optima® On-Q® Gooseneck Faucet – (1), (3), (6), (9) | 688.40 | 447.46 | 5.70 | |
| 3365415BT | ETF-770-8-BOX-ADM-CP-2.2GPM-LAM-IR-BT-FCT | Optima® On-Q® Gooseneck Faucet – (2), (6), (10), (11) | 998.85 | 649.25 | 5.70 | |
| 3365421BT | ETF-770-8-BOX-BDM-CP-2.2GPM-LAM-IR-BT-FCT | Optima® On-Q® Gooseneck Faucet – (2), (6), (10), (12) | 782.15 | 508.40 | 5.70 | |
| 3365431BT | ETF-770-8-BOX-TEE-CP-2.2GPM-LAM-IR-BT-FCT | Optima® On-Q® Gooseneck Faucet – (1), (2), (6), (10) | 745.10 | 484.32 | 5.70 | |
| 3365414BT | ETF-770-8-PLG-ADM-CP-2.2GPM-LAM-IR-BT-FCT | Optima® On-Q® Gooseneck Faucet – (3), (6), (10), (11) | 979.05 | 636.38 | 5.70 | |
| 3365420BT | ETF-770-8-PLG-BDM-CP-2.2GPM-LAM-IR-BT-FCT | Optima® On-Q® Gooseneck Faucet – (3), (6), (10), (12) | 762.20 | 495.43 | 5.70 | |
| 3365777BT | ETF-770-8-PLG-BDT-CP-0.35GPM-MLM-IR-BT-FCT | Optima® On-Q® Gooseneck Faucet – (30) | 911.95 | 592.77 | 5.70 | |
| 3365560BT | ETF-770-8-PLG-BDT-CP-1.0GPM-LAM-IR-BT-FCT | Optima® On-Q® Gooseneck Faucet – (1), (3), (9) | 911.95 | 592.77 | 5.70 | |
| 3365456BT | ETF-770-8-PLG-BDT-CP-2.2GPM-LAM-IR-BT-FCT | Optima® On-Q® Gooseneck Faucet – (3), (6), (10), (13) | 911.95 | 592.77 | 5.70 | |
| 3365561BT | ETF-770-8-PLG-TEE-CP-1.0GPM-LAM-IR-BT-FCT | Optima® On-Q® Gooseneck Faucet – (1), (3), (10) | 725.10 | 471.32 | 5.70 | |
| 3365430BT | ETF-770-8-PLG-TEE-CP-2.2GPM-LAM-IR-BT-FCT | Optima® On-Q® Gooseneck Faucet – (1), (3), (6), (10) | 725.10 | 471.32 | 5.70 | |

ETF-800 Sensor-Activated Wall Mount Faucets

Includes splash-proof circuit control module, sensor range adjustment screw, troubleshooting LED indicator lights, user-friendly variable time out settings, spray head with pressure compensating flow control, metal jacketed wire protection for solenoid lead, and modular quick-release sensor and solenoid connection. Low Lead Compliant.

| | | | | | | |
|---------|---------------|--|----------|--------|------|--------------|
| 3365726 | ETF-800-B | Optima® Wall Mount Electronic Faucet – (3) | 1,108.90 | 720.79 | 6.43 | 671254344723 |
| 3365721 | ETF-800-P | Optima® Wall Mount Electronic Faucet – (2) | 1,086.75 | 706.39 | 6.39 | 671254338593 |
| 3365723 | ETF-800-LT | Optima® Wall Mount Electronic Faucet – (4) | 1,053.10 | 684.52 | 4.99 | 671254340206 |
| 3365724 | ETF-800-P-BDM | Optima® Wall Mount Electronic Faucet – (2), (12) | 1,121.20 | 728.78 | 6.63 | 671254340473 |
| 3365725 | ETF-800-P-BDT | Optima® Wall Mount Electronic Faucet – (2), (13) | 1,244.65 | 809.02 | 6.97 | 671254342231 |

Bluetooth enabled ETF 800 hardwired series sensor faucets

| | | | | | | |
|-----------|---|--|----------|--------|------|--|
| 3365726BT | ETF-800-BOX-TEE-CP-0.5GPM-MLM-IR-BT-FCT | Optima® Wall Mount Electronic Faucet – (3) | 1,108.90 | 720.79 | 6.20 | |
| 3365724BT | ETF-800-PLG-BDM-CP-0.5GPM-MLM-IR-BT-FCT | Optima® Wall Mount Electronic Faucet – (2), (12) | 1,121.20 | 728.78 | 6.20 | |
| 3365725BT | ETF-800-PLG-BDT-CP-0.5GPM-MLM-IR-BT-FCT | Optima® Wall Mount Electronic Faucet – (2), (13) | 1,244.65 | 809.02 | 6.20 | |
| 3365721BT | ETF-800-PLG-TEE-CP-0.5GPM-MLM-IR-BT-FCT | Optima® Wall Mount Electronic Faucet – (2) | 1,086.75 | 706.39 | 6.20 | |



ETF800 Hardwired

**Contact Your Local Sloan Representative

(1) Bak Chek (2) Box Transformer "B" (3) Plug-In Transformer "P" (4) Less Transformer "LT" (5) 0.5 gpm/1.9 Lpm Multi-Lam Spray Head (6) 2.2 gpm/8.3 Lpm Lamina Spray Head (7) Surgical Bend Spout "S" (8) Shower Head Spray 2.2 gpm/8.3 Lpm "H" (9) 4" Trim Plate (10) 8" Trim Plate (11) Above Deck Mixing Valve – MIX-110-AA Trim Plate "ADM" (12) Below Deck Mixing Valve – MIX-60-A "BDM" (13) Below Deck Thermostatic Mixing Valve – MIX-135-A "BDT" (14) Integral Temperature Control Spout Mixer "ISM" (15) Drain Pop Up "DPU" (16) Optima i.q.®-cliq button "IC" (17) 1.5 gpm/5.7 Lpm Aerator (18) 2.2 gpm/8.3 Lpm Aerated Spray Head (19) Above Deck Thermostatic Mixing Valve – MIX-139 "ADT"

| Code Number | Product Number | Description | List Price \$ | MAPP Price \$ | Est. Wt. (lbs.) | UPC Code |
|--|-------------------------------|---------------------------------------|---------------|---------------|-----------------|--------------|
| EAF-100 Optima i.q.® 6 VDC Electronic Automatic Lavatory Faucets | | | | | | |
| Includes chrome plated die-cast metal spout with self-contained electronics and solenoid valve for single-hole lavatory installation. Double infrared sensors with automatic setting feature. Supplied with 2.2 gpm/8.3 Lpm Aerator and 6 VDC plug-in adapter. Low Lead Compliant. | | | | | | |
| 3335003 | EAF-100-P CP | Optima i.q.® Faucet – (3), (18) | 820.60 | 533.39 | 3.50 | 671254246911 |
| 3335004 | EAF-100-P-ISM CP | Optima i.q.® Faucet – (3), (14), (18) | 843.10 | 548.02 | 3.55 | 671254246928 |
| 3335132 | EAF100-LT CP 1.0 GPM (IQ) | Optima i.q.® Faucet - (4) | 794.80 | 516.62 | 3.15 | 671254437319 |
| 3335012 | EAF100-LT CP 1.5 GPM (IQ) | Optima i.q.® Faucet - (4) | 794.80 | 516.62 | 3.15 | 671254253889 |
| 3335127 | EAF100-LT-ISM CP 1.0 GPM (IQ) | Optima i.q.® Faucet – (4), (14) | 803.50 | 522.28 | 3.35 | 671254437258 |
| 3335013 | EAF100-LT-ISM CP 1.5 GPM (IQ) | Optima i.q.® Faucet – (4), (14) | 803.50 | 522.28 | 3.35 | 671254253896 |
| 3335124 | EAF100-P CP 1.0 GPM (IQ) | Optima i.q.® Faucet – (3) | 820.60 | 533.39 | 3.26 | 671254437234 |
| 3335003 | EAF100-P CP 1.5 GPM (IQ) | Optima i.q.® Faucet – (3) | 820.60 | 533.39 | 3.26 | 671254246911 |
| 3335123 | EAF100-P-ISM CP 1.0 GPM (IQ) | Optima i.q.® Faucet – (3), (14) | 843.10 | 548.02 | 3.46 | 671254437227 |
| 3335139 | EAF100-P CP 0.5 GPM (IQ) | Optima i.q.® Faucet – (3) | 820.60 | 533.39 | 3.26 | 671254445123 |
| 3335004 | EAF100-P-ISM CP 1.5 GPM (IQ) | Optima i.q.® Faucet – (3), (14) | 843.10 | 548.02 | 3.46 | 671254246928 |
| 3335166 | EAF100-LT-ISM CP 0.35 GPM | Optima i.q.® Faucet – (30) | 803.50 | 522.28 | 3.35 | 67125445049 |
| 3335161 | EAF100-P CP 0.35 GPM | Optima i.q.® Faucet – (30) | 820.60 | 533.39 | 3.26 | 67125445043 |
| 3335157 | EAF100-P-ISM CP 0.35 GPM | Optima i.q.® Faucet – (30) | 843.10 | 548.02 | 3.46 | 67125445037 |

| | | | | | | |
|---|----------------------------------|--|--------|--------|-------|--------------|
| EAF-150 Optima i.q.® Battery-Powered Electronic Automatic Lavatory Faucets | | | | | | |
| Include chrome plated die-cast metal spout with self-contained electronics, 6 VDC lithium battery and solenoid valve for single hole lavatory installation. Double infrared sensors with automatic range setting feature. Supplied with 2.2 gpm (8.3 Lpm) flow controlling aerator. Low Lead Compliant. | | | | | | |
| 3335000 | EAF-150 CP | Optima i.q.® Faucet – (18) | 745.60 | 484.64 | 3.20 | 671254246669 |
| 3335001 | EAF-150-ISM CP | Optima i.q.® Faucet – (14), (18) | 768.15 | 499.30 | 3.55 | 671254246676 |
| 3335007 | EAF-150-ISM-IC CP | Optima i.q.® Faucet – (14), (16), (18) | 817.10 | 531.12 | 3.55 | 671254249011 |
| 3335105 | EAF150 CP 1.5 GPM 10 SEC TIMEOU | Optima i.q.® Faucet | 745.60 | 484.64 | 3.542 | 671254409279 |
| 3335122 | EAF150 CP 1.0 GPM (IQ) | Optima i.q.® Faucet | 745.60 | 484.64 | 3.200 | 671254437210 |
| 3335000 | EAF150 CP 1.5 GPM (IQ) | Optima i.q.® Faucet – (14) | 745.60 | 484.64 | 3.200 | 671254246669 |
| 3335082 | EAF150-ISM CP 1.5 GPM 12 SEC T.O | Optima i.q.® Faucet – (14) | 768.15 | 499.30 | 3.542 | 671254396012 |
| 3335121 | EAF150-ISM CP 1.0 GPM (IQ) | Optima i.q.® Faucet – (14) | 768.15 | 499.30 | 3.380 | 671254437203 |
| 3335001 | EAF150-ISM CP 1.5 GPM (IQ) | Optima i.q.® Faucet – (14) | 768.15 | 499.30 | 3.380 | 671254246676 |
| 3335153 | EAF150 CP 0.35 GPM | Optima i.q.® Faucet – (30) | 745.60 | 484.64 | 3.20 | 67125445033 |
| 3335151 | EAF150-ISM CP 0.35 GPM | Optima i.q.® Faucet – (30) | 768.15 | 499.30 | 3.38 | 67125445031 |



EAF100 Hardwired
EAF150 Battery

**Contact Your Local Sloan Representative

(1) Bak Chek (2) Box Transformer "B" (3) Plug-In Transformer "P" (4) Less Transformer "LT" (5) 0.5 gpm/1.9 Lpm Multi-Lam Spray Head (6) 2.2 gpm/8.3 Lpm Laminar Spray Head (7) Surgical Bend Spout "S" (8) Shower Head Spray 2.2 gpm/8.3 Lpm "H" (9) 4" Trim Plate (10) 8" Trim Plate (11) Above Deck Mixing Valve – MIX-110-AA Trim Plate "ADM" (12) Below Deck Mixing Valve – MIX-60-A "BDM" (13) Below Deck Thermostatic Mixing Valve – MIX-135-A "BDT" (14) Integral Temperature Control Spout Mixer "ISM" (15) Drain Pop Up "DPU" (16) Optima i.q.®-cliq button "IC" (17) 1.5 gpm/5.7 Lpm Aerator (18) 2.2 gpm/8.3 Lpm Aerated Spray Head (19) Above Deck Thermostatic Mixing Valve – MIX-139 "ADT" (20) 1.0 gpm/3.8 Lpm Aerator (30) 0.35 gpm flow rate

| Code Number | Product Number | Description | List Price \$ | MAPP Price \$ | Est. Wt. (lbs.) | UPC Code |
|---|--------------------------------------|---|---------------|---------------|-----------------|--------------|
| EAF-200 Optima i.q.® LINO™ Sensor-Activated Faucets | | | | | | |
| Includes 6 VDC plug-in adapter powered electronic handwashing faucets with pre-tempered or hot and cold water operation. Low Lead Compliant. | | | | | | |
| 3335050 | EAF-200-P CP | Optima i.q.® LINO™ Faucet – (3), (5) | 820.70 | 533.46 | 3.50 | 671254311787 |
| 3335051 | EAF-200-P-ISM CP | Optima i.q.® LINO™ Faucet – (3), (5), (14) | 843.05 | 547.98 | 3.85 | 671254311794 |
| 3335164 | EAF200-LT CP 0.35 GPM | Optima i.q.® LINO™ Faucet – (30) | 717.30 | 466.25 | 3.08 | 67125445047 |
| 3335158 | EAF200-P CP 0.35 GPM | Optima i.q.® LINO™ Faucet – (30) | 820.70 | 533.46 | 3.21 | 67125445039 |
| 3335156 | EAF200-P-ISM CP 0.35 GPM | Optima i.q.® LINO™ Faucet – (30) | 843.05 | 547.98 | 3.49 | 67125445036 |
| EAF-225 Optima i.q.® Lumino™ Sensor-Activated Faucets | | | | | | |
| Includes 6 VDC plug-in adapter powered electronic handwashing faucet with integral mixing valve and temperature indicating light ring. Low Lead Compliant. | | | | | | |
| 3335075 | EAF-225-P-ISM CP | Optima i.q.® Lumino™ Faucet – (3), (14), (17) | 962.55 | 625.66 | 3.90 | 671254368088 |
| 3335075 | EAF225-P-ISM CP ELECT FAUCET 0.5 GPM | Optima i.q.® Lumino™ Faucet – (3), (14) | 962.55 | 625.66 | 3.85 | 671254368088 |
| 3335130 | EAF225-P-ISM CP ELECT FAUCET 1.0 GPM | Optima i.q.® Lumino™ Faucet – (3), (14) | 962.55 | 625.66 | 3.85 | 671254437296 |
| EAF-250 LINO™ Battery-Powered Sensor-Activated Faucets | | | | | | |
| Include chrome plated brass, one-piece modular construction, double infrared sensors with automatic range setting and a 6-volt lithium CR-P2 commercial battery. Supplied with 0.5 gpm (1.9 Lpm) spray head. Low Lead Compliant. | | | | | | |
| 3335061 | EAF-250-ISM CP | Optima i.q.® LINO™ Faucet – (5), (14) | 768.15 | 499.30 | 3.75 | 671254311930 |
| 3335155 | EAF250 CP 0.35 GPM | Optima i.q.® LINO™ Faucet – (30) | 745.60 | 484.64 | 3.16 | 67125445035 |
| 3335154 | EAF250-ISM CP 0.35 GPM | Optima i.q.® LINO™ Faucet – (30) | 768.15 | 499.30 | 3.40 | 67125445034 |
| 3335167 | EAF250-ISM CP LL 0.35 GPM | Optima i.q.® LINO™ Faucet – (30) | 929.50 | 604.18 | 3.40 | 67125446394 |
| EAF-275 SOLIS® Solar-Powered Electronic Hand Washing Faucets | | | | | | |
| Solar-powered faucet includes chrome plated brass, one piece modular construction, double infrared sensors with automatic range setting and a 6V Lithium CR-P2 commercial battery. Faucet supplied with 0.5 gpm (1.9 Lpm) spray head. Low Lead Compliant. | | | | | | |
| 3335016 | EAF-275 | SOLIS® Solar Powered Faucet – (5) | 807.70 | 525.01 | 3.50 | 671254304437 |
| 3335017 | EAF-275-ISM | SOLIS® Solar Powered Faucet – (5), (14) | 830.60 | 539.89 | 3.80 | 671254304444 |
| 3335152 | EAF275 CP 0.35 GPM | SOLIS® Solar Powered Faucet – (30) | 807.70 | 525.01 | 3.09 | 67125445032 |
| 3335150 | EAF275-ISM CP W/MIX 0.35 GPM | SOLIS® Solar Powered Faucet – (30) | 830.60 | 539.89 | 3.37 | 67125445030 |
| 3335163 | EAF275-ISM-IC CP 0.35 GPM | SOLIS® Solar Powered Faucet – (30) | 904.60 | 587.99 | 3.35 | 67125445046 |

Faucets, Soap Dispensers & Sinks OLP



EAF225 Hardwired with illuminated temperature indicator



EAF200 Hardwired
EAF250 Battery
EAF275 Battery + Solar

**Contact Your Local Sloan Representative

(1) Bak Chek (2) Box Transformer "B" (3) Plug-In Transformer "P" (4) Less Transformer "LT" (5) 0.5 gpm/1.9 Lpm Multi-Lam Spray Head (6) 2.2 gpm/8.3 Lpm Laminar Spray Head (7) Surgical Bend Spout "S" (8) Shower Head Spray 2.2 gpm/8.3 Lpm "H" (9) 4" Trim Plate (10) 8" Trim Plate (11) Above Deck Mixing Valve – MIX-110-AA Trim Plate "ADM" (12) Below Deck Mixing Valve – MIX-60-A "BDM" (13) Below Deck Thermostatic Mixing Valve – MIX-135-A "BDT" (14) Integral Temperature Control Spout Mixer "ISM" (15) Drain Pop Up "DPU" (16) Optima i.q.®-cliq button "IC" (17) 1.5 gpm/5.7 Lpm Aerator (18) 2.2 gpm/8.3 Lpm Aerated Spray Head (19) Above Deck Thermostatic Mixing Valve – MIX-139 "ADT" (30) 0.35 gpm flow rate

Pricing subject to change without notice. For most current pricing, refer to online price sheets at www.sloan.com

| Code Number | Product Number | Description | List Price \$ | MAPP Price \$ | Est. Wt. (lbs.) | UPC Code |
|-------------|----------------|-------------|---------------|---------------|-----------------|----------|
|-------------|----------------|-------------|---------------|---------------|-----------------|----------|

EAF-350 Battery-Powered Sensor-Activated Faucet

Includes chrome plated, one-piece modular construction with all concealed components above deck, double infrared sensors with automatic range setting and a 6-volt Lithium CR-P2 commercial battery. Low Lead Compliant.

| | | | | | | |
|---------|------------------------|----------------------------|--------|--------|------|--------------|
| 3335110 | EAF-350 | Optima Faucet - (5) | 496.70 | 322.86 | 5.00 | 671254422551 |
| 3335111 | EAF-350-ISM | Optima Faucet - (5), (14) | 520.10 | 338.07 | 5.00 | 671254422568 |
| 3335106 | EAF-350 | Optima Faucet - (20) | 496.70 | 322.86 | 5.00 | 671254420885 |
| 3335107 | EAF-350-ISM | Optima Faucet - (20), (14) | 520.10 | 338.07 | 5.00 | 671254420892 |
| 3335160 | EAF350 CP 0.35 GPM | Optima Faucet - (30) | 496.70 | 322.86 | 2.90 | 67125445042 |
| 3335159 | EAF350-ISM CP 0.35 GPM | Optima Faucet - (30) | 520.10 | 338.07 | 3.00 | 67125445041 |



EAF350 Battery

**Contact Your Local Sloan Representative

(1) Bak Chek (2) Box Transformer "B" (3) Plug-In Transformer "P" (4) Less Transformer "LT" (5) 0.5 gpm/1.9 Lpm Multi-Lam Spray Head (6) 2.2 gpm/8.3 Lpm Laminar Spray Head (7) Surgical Bend Spout "S" (8) Shower Head Spray 2.2 gpm/8.3 Lpm "H" (9) 4" Trim Plate (10) 8" Trim Plate (11) Above Deck Mixing Valve – MIX-110-AA Trim Plate "ADM" (12) Below Deck Mixing Valve – MIX-60-A "BDM" (13) Below Deck Thermostatic Mixing Valve – MIX-135-A "BDT" (14) Integral Temperature Control Spout Mixer "ISM" (15) Drain Pop Up "DPU" (16) Optima i.q.®-cliq button "IC" (17) 1.5 gpm/5.7 Lpm Aerator (18) 2.2 gpm/8.3 Lpm Aerated Spray Head (19) Above Deck Thermostatic Mixing Valve – MIX-139 "ADT" (30) 0.35 gpm flow rate

Pricing subject to change without notice. For most current pricing, refer to online price sheets at www.sloan.com

| Code Number | Product Number | Description | List Price \$ | MAPP Price \$ | Est. Wt. (lbs.) | UPC Code |
|-------------|----------------|-------------|---------------|---------------|-----------------|----------|
|-------------|----------------|-------------|---------------|---------------|-----------------|----------|

EAF-700 Optima i.q.® Gooseneck Sensor-Activated Faucets

Sensor-activated, electronic, chrome plated die-cast metal, gooseneck hand washing faucet with above-deck concealed components for pre-tempered or hot and cold water operation.

| | | | | | | |
|---------|--------------------------|--|--------|--------|------|--------------|
| 3335094 | EAF-700-LT | Optima i.q.® Gooseneck Faucet | 801.80 | 521.17 | 5.00 | 671254402768 |
| 3335081 | EAF-700-LT-ISM | Optima i.q.® Gooseneck Faucet - (14) | 838.05 | 544.73 | 5.00 | 671254397941 |
| 3335098 | EAF700-B CP 1.5 GPM | Optima i.q.® Gooseneck Faucet - (2) | 910.90 | 592.09 | 4.77 | 671254403505 |
| 3335094 | EAF700-LT CP 1.5 GPM | Optima i.q.® Gooseneck Faucet | 801.80 | 521.17 | 4.77 | 671254402768 |
| 3335128 | EAF700-LT-ISM CP 1.0 GPM | Optima i.q.® Gooseneck Faucet - (14) | 838.05 | 544.73 | 4.77 | 671254437265 |
| 3335081 | EAF700-LT-ISM CP 1.5 GPM | Optima i.q.® Gooseneck Faucet - (14) | 838.05 | 544.73 | 4.77 | 671254397941 |
| 3335131 | EAF700-P CP 1.0 GPM | Optima i.q.® Gooseneck Faucet - (3) | 801.80 | 521.17 | 4.77 | 671254437302 |
| 3335096 | EAF700-P CP 1.5 GPM | Optima i.q.® Gooseneck Faucet - (3) | 801.80 | 521.17 | 4.77 | 671254402775 |
| 3335129 | EAF700-P-ISM CP 1.0 GPM | Optima i.q.® Gooseneck Faucet - (3) (14) | 838.05 | 544.73 | 4.77 | 671254437289 |
| 3335079 | EAF700-P-ISM CP 1.5 GPM | Optima i.q.® Gooseneck Faucet - (3) (14) | 838.05 | 544.73 | 4.77 | 671254397934 |

EAF-750 Battery-Powered Gooseneck Sensor-Activated Faucets

Sensor-activated, battery powered, chrome plated die-cast metal, gooseneck hand washing faucet with above-deck concealed components for pre-tempered or hot and cold water operation.

| | | | | | | |
|---------|------------------------|--------------------------------------|--------|--------|------|--------------|
| 3335097 | EAF-750 | Optima i.q.® Gooseneck Faucet | 755.85 | 491.30 | 5.00 | 671254402782 |
| 3335074 | EAF-750-ISM | Optima i.q.® Gooseneck Faucet - (14) | 792.10 | 514.87 | 5.00 | 671254396814 |
| 3335162 | EAF750-ISM CP 0.35 GPM | Optima i.q.® Gooseneck Faucet - (30) | 792.10 | 514.87 | 4.77 | 67125445045 |
| 3335125 | EAF750-ISM CP 1.0 GPM | Optima i.q.® Gooseneck Faucet - (14) | 792.10 | 514.87 | 4.77 | 671254441668 |
| 3335074 | EAF750-ISM CP 1.5 GPM | Optima i.q.® Gooseneck Faucet - (14) | 792.10 | 514.87 | 4.77 | 671254396814 |

Faucets, Soap Dispensers & Sinks OLP



EAF700 Hardwired
EAF750 Battery

**Contact Your Local Sloan Representative

(1) Bak Chek (2) Box Transformer "B" (3) Plug-In Transformer "P" (4) Less Transformer "LT" (5) 0.5 gpm/1.9 Lpm Multi-Lam Spray Head (6) 2.2 gpm/8.3 Lpm Laminar Spray Head (7) Surgical Bend Spout "S" (8) Shower Head Spray 2.2 gpm/8.3 Lpm "H" (9) 4" Trim Plate (10) 8" Trim Plate (11) Above Deck Mixing Valve - MIX-110-AA Trim Plate "ADM" (12) Below Deck Mixing Valve - MIX-60-A "BDM" (13) Below Deck Thermostatic Mixing Valve - MIX-135-A "BDT" (14) Integral Temperature Control Spout Mixer "ISM" (15) Drain Pop Up "DPU" (16) Optima i.q.®-cliq button "IC" (17) 1.5 gpm/5.7 Lpm Aerator (18) 2.2 gpm/8.3 Lpm Aerated Spray Head (19) Above Deck Thermostatic Mixing Valve - MIX-139 "ADT" (30) 0.35 gpm flow rate

Pricing subject to change without notice. For most current pricing, refer to online price sheets at www.sloan.com

| Code Number | Product Number | Description | List Price \$ | MAPP Price \$ | Est. Wt. (lbs.) | UPC Code |
|--|----------------|-------------------------|---------------|---------------|-----------------|--------------|
| EAF-900 Sloan Senso™ Sensor-Activated Faucet | | | | | | |
| Includes 12 VDC plug-in adapter powered electronic handwashing faucet with temperature adjustment lighted buttons. Low Lead Compliant. | | | | | | |
| 3335100 | EAF-900-P | SENSO Faucet - (3), (5) | 2,953.70 | 1,919.91 | | 671254394292 |

Faucets, Soap Dispensers & Sinks **OIP**



EAF900 Hardwired with backlight stream and illuminated temperature controls

**Contact Your Local Sloan Representative

(1) Bak Chek (2) Box Transformer "B" (3) Plug-In Transformer "P" (4) Less Transformer "LT" (5) 0.5 gpm/1.9 Lpm Multi-Lam Spray Head (6) 2.2 gpm/8.3 Lpm Laminar Spray Head (7) Surgical Bend Spout "S" (8) Shower Head Spray 2.2 gpm/8.3 Lpm "H" (9) 4" Trim Plate (10) 8" Trim Plate (11) Above Deck Mixing Valve – MIX-110-AA Trim Plate "ADM" (12) Below Deck Mixing Valve – MIX-60-A "BDM" (13) Below Deck Thermostatic Mixing Valve – MIX-135-A "BDT" (14) Integral Temperature Control Spout Mixer "ISM" (15) Drain Pop Up "DPU" (16) Optima i.q.®-cliq button "IC" (17) 1.5 gpm/5.7 Lpm Aerator (18) 2.2 gpm/8.3 Lpm Aerated Spray Head (19) Above Deck Thermostatic Mixing Valve – MIX-139 "ADT"

Pricing subject to change without notice. For most current pricing, refer to online price sheets at www.sloan.com

| Code Number | Product Number | Description | List Price \$ | MAPP Price \$ | Est. Wt. (lbs.) | UPC Code |
|-------------|----------------|-------------|---------------|---------------|-----------------|----------|
|-------------|----------------|-------------|---------------|---------------|-----------------|----------|

SF 2100 Series Pedestal Style Chrome Plated Line Powered Sensor-Activated Faucets

Includes sensor assembly, range adjustment, adjustable time out, integral plastic mesh filter, 4" trim plate, 0.5 gpm maximum flow spray head, and Bak-Chek® and flex hose. Low Lead Compliant.

| | | | | | | |
|---------|--------------------------|--|--------|--------|------|--------------|
| 3362103 | SF-2100-4 | SF Series Sensor Faucet – (1), (5), (9) | 486.40 | 316.16 | 5.00 | 671254313811 |
| 3362111 | SF-2100-4-BDM | SF Series Sensor Faucet – (5), (9), (12) | 524.60 | 340.99 | 5.20 | 671254315449 |
| 3362176 | SF2100-4 CP FCT 0.35 GPM | SF Series Sensor Faucet – (30) | 486.40 | 316.16 | 5.65 | 67125445412 |

SF 2150 Series Pedestal Style Battery-Powered Electronic Faucet

Includes chrome plated, sensor assembly, range adjustment, adjustable time out, integral plastic mesh filter, 4" trim plate, 0.5 gpm maximum flow spray head, and Bak-Chek® and flex hose.

| | | | | | | |
|---------|--------------------------|-----------------------------------|--------|--------|------|--------------|
| 3362102 | SF-2150-4 | SF Series Faucet – (1), (5), (9) | 458.50 | 298.03 | 4.50 | 671254315358 |
| 3362110 | SF-2150-4-BDM | SF Series Faucet – (5), (9), (12) | 496.70 | 322.86 | 4.80 | 671254315432 |
| 3362170 | SF2150-4 CP FCT 0.35 GPM | SF Series Faucet – (30) | 458.50 | 298.03 | 5.51 | 67125445407 |
| 3362177 | SF2150-4-BDM CP 0.35 GPM | SF Series Faucet – (30) | 496.70 | 322.86 | 5.77 | 67125445413 |

SF 2200 Series Gooseneck Style Chrome Plated Line Powered Sensor-Activated Faucets

Includes sensor assembly, range adjustment, adjustable time out, integral plastic mesh filter, 4" trim plate, 2.2 gpm laminar flow spray head, and Bak-Chek® and flex hose. Low Lead Compliant.

| | | | | | | |
|---------|--|--|--------|--------|------|--------------|
| 3362109 | SF-2200-4 | SF Series Sensor Faucet – (1), (6), (9) | 470.10 | 305.57 | 5.40 | 671254315425 |
| 3362113 | SF-2200-4-BDM | SF Series Sensor Faucet – (6), (9), (12) | 508.20 | 330.33 | 5.60 | 671254315462 |
| 3362149 | SF2200-4 CP G'NECK 4" HW OPER. 1.0 GPM | SF Series Faucet – (9) | 470.10 | 305.57 | 4.82 | 671254438903 |
| 3362152 | SF2200-4-BDM CP FCT GNECK 1.0 GPM HW BB | SF Series Faucet – (9) (12) | 508.20 | 330.33 | 4.82 | 671254438910 |
| 3362147 | SF2200-4-BDM FCT GNECK 4"HW BAT 1.5GPM | SF Series Faucet – (9) (12) | 508.20 | 330.33 | 5.4 | 671254433748 |
| 3362146 | SF2200-4-CP FCT G'NECK 4" HW BAT 1.5 GPM | SF Series Faucet – (9) | 470.10 | 305.57 | 5.4 | 671254433731 |
| 3362153 | SF2200-4 CP FCT GNECK 0.5 GPM HW BB | SF Series Faucet – (9) | 470.10 | 305.57 | 4.82 | 671254443839 |
| 3362175 | SF2200-4 CP G'NECK 0.35 GPM | SF Series Faucet – (30) | 470.10 | 305.57 | 4.82 | 67125445400 |

SF Series 2250 Gooseneck Style Battery-Powered Electronic Faucets

Includes chrome plated, sensor assembly, range adjustment, adjustable time out, integral plastic mesh filter, 4" trim plate, 2.2 gpm laminar flow spray head and Bak-Chek® and flex hose. Low Lead Compliant.

| | | | | | | |
|---------|--|-----------------------------------|--------|--------|------|--------------|
| 3362104 | SF-2250-4 | SF Series Faucet – (1), (6), (9) | 442.10 | 287.37 | 4.80 | 671254315371 |
| 3362173 | SF2250-4 CP G'NECK 0.35 GPM | SF Series Faucet – (30) | 442.10 | 287.37 | 4.82 | 67125445398 |
| 3362180 | SF2250-4-BDM CP G'NECK 0.35 GPM | SF Series Faucet – (30) | 480.20 | 312.13 | 4.82 | 67125445399 |
| 3362112 | SF-2250-4-BDM | SF Series Faucet – (6), (9), (12) | 480.20 | 312.13 | 5.00 | 671254315456 |
| 3362144 | SF2250-4 CP FCT G'NECK 4" BATT 0.5GPM | SF Series Faucet – (9) | 442.10 | 287.37 | 4.78 | 671254397590 |
| 3362145 | SF2250-4 CP G'NECK 4" BATT OPER 1.5 GPM | SF Series Faucet – (9) | 442.10 | 287.37 | 4.82 | 671254433656 |
| 3362150 | SF2250-4 CP G'NECK 4" BATT OPER. 1.0 GPM | SF Series Faucet – (9) | 442.10 | 287.37 | 4.82 | 671254437531 |
| 3362151 | SF2250-4-BDM CP FCT GNECK 1.0 GPM BAT | SF Series Faucet – (9) (12) | 480.20 | 312.13 | 4.82 | 671254438927 |
| 3362148 | SF2250-4-BDM FCT G'NECK 4" BAT 1.5GPM | SF Series Faucet – (9) (12) | 480.20 | 312.13 | 5.05 | 671254433755 |



SF2100 Hardwired
SF2150 Battery



SF2200 Hardwired
SF2250 Battery



SF2300 Hardwired
SF2350 Battery



SF2400 Hardwired
SF2450 Battery

**Contact Your Local Sloan Representative

(1) Bak Chek (2) Box Transformer "B" (3) Plug-In Transformer "P" (4) Less Transformer "LT" (5) 0.5 gpm/1.9 Lpm Multi-Lam Spray Head (6) 2.2 gpm/8.3 Lpm Laminar Spray Head (7) Surgical Bend Spout "S" (8) Shower Head Spray 2.2 gpm/8.3 Lpm "H" (9) 4" Trim Plate (10) 8" Trim Plate (11) Above Deck Mixing Valve – MIX-110-AA Trim Plate "ADM" (12) Below Deck Mixing Valve – MIX-60-A "BDM" (13) Below Deck Thermostatic Mixing Valve – MIX-135-A "BDT" (14) Integral Temperature Control Spout Mixer "ISM" (15) Drain Pop Up "DPU" (16) Optima i.q.®-cliq button "IC" (17) 1.5 gpm/5.7 Lpm Aerator (18) 2.2 gpm/8.3 Lpm Aerated Spray Head (19) Above Deck Thermostatic Mixing Valve – MIX-139 "ADT" (30) 0.35 gpm flow rate

| Code Number | Product Number | Description | List Price \$ | MAPP Price \$ | Est. Wt. (lbs.) | UPC Code |
|-------------|----------------|-------------|---------------|---------------|-----------------|----------|
|-------------|----------------|-------------|---------------|---------------|-----------------|----------|

SF 2300 Series 4" Centerset Chrome Plated Line Powered Sensor-Activated Faucets

Includes sensor assembly, range adjustment, adjustable time out, integral plastic mesh filter, 0.5 gpm maximum flow spray head, and Bak-Chek® and flex hose. Low Lead Compliant.

| | | | | | | |
|---------|--------------------|-------------------------------------|--------|--------|------|--------------|
| 3362116 | SF-2300 | SF Series Sensor Faucet – (1), (5) | 486.40 | 316.16 | 4.90 | 671254322973 |
| 3362115 | SF-2300-BDM | SF Series Sensor Faucet – (5), (12) | 524.60 | 340.99 | 5.10 | 671254322980 |
| 3362179 | SF2300 CP 0.35 GPM | SF Series Sensor Faucet – (30) | 486.40 | 316.16 | 5.75 | 67125445415 |

SF 2350 Series 4" Centerset Battery-Powered Electronic Faucets

Includes chrome plated, integral spout, sensor assembly, range adjustment, adjustable time out, integral plastic mesh filter, 0.5 gpm maximum flow spray head, and Bak-Chek® and flex hose. Low Lead Compliant.

| | | | | | | |
|---------|------------------------|--|--------|--------|------|--------------|
| 3362119 | SF-2350 | SF Series Faucet – (1), (5) | 458.50 | 298.03 | 4.40 | 671254323079 |
| 3362118 | SF-2350-BDM | SF Series Faucet – (5), (12) | 496.70 | 322.86 | 4.60 | 671254323062 |
| 3362171 | SF2350 CP FCT 0.35 GPM | SF Series Faucet – (30) | 458.50 | 298.03 | 5.56 | 67125445409 |
| 3362174 | SF2350-BDM CP 0.35 GPM | SF Series Faucet – (30) | 496.70 | 322.86 | 5.77 | 67125445411 |
| 3362130 | SF-2400-4 | SF Series Sensor Faucet – (1), (5), (9) | 486.40 | 316.16 | 6.40 | 671254350632 |
| 3362133 | SF-2400-4-BDM | SF Series Sensor Faucet – (5), (9), (12) | 524.60 | 340.99 | 6.66 | 671254354784 |
| 3362178 | SF2400-4 CP 0.35 GPM | SF Series Sensor Faucet – (30) | 486.40 | 316.16 | 6.40 | 67125445414 |

SF 2400 Series Pedestal Style Chrome Plated Line Powered Sensor-Activated Faucets

Includes sensor assembly, range adjustment, adjustable time out, integral plastic mesh filter, 4" trim plate, 0.5 gpm maximum flow spray head, and Bak-Chek® and flex hose. Low Lead Compliant.

| | | | | | | |
|---------|---------------|--|--------|--------|------|--------------|
| 3362130 | SF-2400-4 | SF Series Sensor Faucet – (1), (5), (9) | 463.25 | 301.11 | 6.40 | 671254350632 |
| 3362133 | SF-2400-4-BDM | SF Series Sensor Faucet – (5), (9), (12) | 499.60 | 324.74 | 6.66 | 671254354784 |

SF 2450 Series Pedestal Style Battery-Powered Electronic Faucet

Includes chrome plated, integral spout, sensor assembly, range adjustment, adjustable time out, integral plastic mesh filter, 0.5 gpm maximum flow spray head, and Bak-Chek® and flex hose. Low Lead Compliant.

| | | | | | | |
|---------|----------------------|-----------------------------------|--------|--------|------|--------------|
| 3362124 | SF-2450-4 | SF Series Faucet – (1), (5), (9) | 458.50 | 298.03 | 4.80 | 671254349001 |
| 3362127 | SF-2450-4-BDM | SF Series Faucet – (5), (9), (12) | 496.70 | 322.86 | 4.80 | 671254375451 |
| 3362172 | SF2450-4 CP 0.35 GPM | SF Series Faucet – (30) | 458.50 | 298.03 | 5.81 | 67125445410 |



SF2100 Hardwired
SF2150 Battery



SF2200 Hardwired
SF2250 Battery



SF2300 Hardwired
SF2350 Battery



SF2400 Hardwired
SF2450 Battery

**Contact Your Local Sloan Representative

(1) Bak Chek (2) Box Transformer "B" (3) Plug-In Transformer "P" (4) Less Transformer "LT" (5) 0.5 gpm/1.9 Lpm Multi-Lam Spray Head (6) 2.2 gpm/8.3 Lpm Laminar Spray Head (7) Surgical Bend Spout "S" (8) Shower Head Spray 2.2 gpm/8.3 Lpm "H" (9) 4" Trim Plate (10) 8" Trim Plate (11) Above Deck Mixing Valve – MIX-110-AA Trim Plate "ADM" (12) Below Deck Mixing Valve – MIX-60-A "BDM" (13) Below Deck Thermostatic Mixing Valve – MIX-135-A "BDT" (14) Integral Temperature Control Spout Mixer "ISM" (15) Drain Pop Up "DPU" (16) Optima i.q.®-cliq button "IC" (17) 1.5 gpm/5.7 Lpm Aerator (18) 2.2 gpm/8.3 Lpm Aerated Spray Head (19) Above Deck Thermostatic Mixing Valve – MIX-139 "ADT" (30) 0.35 gpm flow rate

| Code Number | Product Number | Description | List Price \$ | MAPP Price \$ | Est. Wt. (lbs.) | UPC Code |
|-------------|----------------|-------------|---------------|---------------|-----------------|----------|
|-------------|----------------|-------------|---------------|---------------|-----------------|----------|

Faucet and Soap Dispenser Combinations

Combinations of Sloan matching faucets and soap dispensers. Each box contains: 1 faucet, 1 soap dispenser and 2 1500ml bottles of soap. For information about what specific faucets are in each combination visit our website to see the product specification sheet.

| | | | | | | |
|---------|--------------------|---|----------|----------|-------|--------------|
| 3346002 | ESD-20080-P-BDM CP | Includes ETF-80 Faucet – (3), (12) | 1,269.70 | 825.31 | 12.39 | 671254263604 |
| 3346000 | ESD-20080-P CP | Includes ETF-80 Faucet – (3) | 1,269.70 | 825.31 | 10.75 | 671254262768 |
| 3346003 | ESD-20080-P-BDT CP | Includes ETF-80 Faucet – (3), (13) | 1,447.15 | 940.65 | 13.52 | 671254263635 |
| 3346010 | ESD-30880-P CP | Includes ETF-880 Faucet – (3) | 1,380.20 | 897.13 | 12.24 | 671254270138 |
| 3346012 | ESD-30880-P-BDT CP | Includes ETF-880 Faucet – (3), (13) | 1,569.25 | 1,020.01 | 12.70 | 671254270152 |
| 3346023 | ESD-30880-LT | Includes ETF-880 Faucet – (4) | 1,343.50 | 873.28 | 10.40 | 671254336322 |
| 3346001 | ESD-25085 CP | Soap Dispenser with Faucet Combination – with EBF-85 Faucet | 1,416.80 | 920.92 | 11.11 | 671254263406 |
| 3346004 | ESD-25085-BDM CP | Soap Dispenser with Faucet Combination with EBF-85 Faucet – (12) | 1,454.55 | 945.46 | 11.45 | 671254263611 |
| 3346005 | ESD-25085-BDT CP | Soap Dispenser with Faucet Combination with EBF-85 Faucet – (13) | 1,589.80 | 1,033.37 | 12.63 | 671254263628 |
| 3346013 | ESD-35187 CP | Soap Dispenser with Faucet Combination with EBF-187 Faucet | 1,536.15 | 998.50 | 11.82 | 671254269989 |
| 3346014 | ESD-35187-BDM CP | Soap Dispenser with Faucet Combination with EBF-187 Faucet – (12) | 1,574.00 | 1,023.10 | 12.20 | 671254269996 |
| 3346015 | ESD-35187-BDT CP | Soap Dispenser with Faucet Combination with EBF-187 Faucet – (13) | 1,719.10 | 1,117.42 | 12.10 | 671254270008 |
| 3346086 | ESD-501 | ESD-501 CP Soap Dispenser w/ below deck pump, soap and faucet | 1,417.35 | 921.28 | 6.850 | 67125446367 |
| 3346088 | ESD-2001 | ESD-2001 CP Soap Dispenser w/ below deck pump, soap and faucet | 1,468.80 | 954.72 | 6.850 | 67125446372 |
| 3346099 | ESD-2101 | ESD-2101 CP Soap Dispenser w/ below deck pump, soap and faucet | 1,001.15 | 650.75 | 6.850 | 67125446373 |
| 3346090 | ESD-601 | ESD-601 CP Soap Dispenser w/ below deck pump, soap and faucet | 1,194.20 | 776.23 | 6.850 | 67125446368 |
| 3346092 | ESD-1501 | ESD-1501 CP Soap Dispenser w/ below deck pump, soap and faucet | 1,381.95 | 898.27 | 6.850 | 67125446371 |
| 3346094 | ESD-701 | ESD-701 CP Soap Dispenser w/ below deck pump, soap and faucet | 1,457.10 | 947.12 | 6.850 | 67125446369 |
| 3346096 | ESD-801 | ESD-801 CP Soap Dispenser w/ below deck pump, soap and faucet | 1,419.20 | 922.48 | 6.850 | 67125446370 |

Sloan Soap Dispensers

Sloan's new soap line sensor activated foam soap dispenser designed to match Sloan's electronic faucet lines. Each box contains: 1 soap dispenser and 2 1500ml bottles of soap. Reorder soap ESD-321 from below.

| | | | | | | |
|---------|----------|--|--------|--------|------|-------------|
| 3346087 | ESD-500 | ESD-500 CP Soap Dispenser w/ below deck pump and soap | 635.45 | 413.04 | 6.85 | 67125446169 |
| 3346089 | ESD-2000 | ESD-2000 CP Soap Dispenser w/ below deck pump and soap | 621.90 | 404.24 | 13 | 67125446365 |
| 3346098 | ESD-2100 | ESD-2100 CP Soap Dispenser w/ below deck pump and soap | 547.05 | 355.58 | 6.85 | 67125446366 |
| 3346091 | ESD-600 | ESD-600 CP Soap Dispenser w/ below deck pump and soap | 495.05 | 321.78 | 6.85 | 67125446361 |
| 3346093 | ESD-1500 | ESD-1500 CP Soap Dispenser w/ below deck pump and soap | 606.30 | 394.10 | 6.85 | 67125446364 |
| 3346095 | ESD-700 | ESD-700 CP Soap Dispenser w/ below deck pump and soap | 657.30 | 427.25 | 6.85 | 67125446362 |
| 3346097 | ESD-800 | ESD-800 CP Soap Dispenser w/ below deck pump and soap | 525.20 | 341.38 | 6.85 | 67125446363 |



ESD-250



ESD-501



ESD-601



ESD-20001



ESD-20080



ESD-25085

| Code Number | Product Number | Description | List Price \$ | MAPP Price \$ | Est. Wt. (lbs.) | UPC Code |
|--|----------------|---|---------------|---------------|-----------------|--------------|
| ESD-200 Electronic Sensor Soap Dispensers | | | | | | |
| Includes 800 mL soap cartridge with new soap pathway and pump when changing soap cartridge. Reorder soap ESD-217, 231, 232, 233 from below. | | | | | | |
| 3346052 | ESD-200-LT CP | Optima® Soap Dispenser – less transformer | 470.60 | 305.89 | 3.84 | 671254263598 |
| 3346051 | ESD-200-P CP | Optima® Soap Dispenser – plug in transformer | 522.80 | 339.82 | 5.44 | 671254263512 |
| ESD-250 Battery-Powered Electronic Soap Dispensers | | | | | | |
| Includes 800 mL soap cartridge with new soap pathway and pump when changing soap cartridge. Reorder soap ESD-217, 231, 232, 233 from below. | | | | | | |
| 3346050 | ESD-250 CP | Optima® Battery Soap Dispenser | 522.80 | 339.82 | 5.53 | 671254260726 |
| ESD-300 Electronic Sensor Soap Dispensers | | | | | | |
| Includes 800 mL soap cartridge with new soap pathway and pump when changing soap cartridge. Includes chrome plated metal throat plate. Reorder soap ESD-217, 231, 232, 233 from below. | | | | | | |
| 3346058 | ESD-300-LT CP | Optima® Soap Dispenser – less transformer | 543.65 | 353.37 | 4.85 | 671254269958 |
| 3346057 | ESD-300-P CP | Optima® Soap Dispenser – plug in transformer | 595.85 | 387.30 | 5.40 | 671254269941 |
| ESD-350 Battery-Powered Electronic Soap Dispenser | | | | | | |
| Includes 800 mL soap cartridge with new soap pathway and pump when changing soap cartridge. Includes chrome plated metal throat plate. Reorder soap ESD-217, 231, 232, 233 from below. | | | | | | |
| 3346059 | ESD-350 CP | Optima® Battery Soap Dispenser | 595.85 | 387.30 | 5.72 | 671254269965 |
| SJS-1650 Battery-Powered Electronic Soap Dispenser | | | | | | |
| Includes 800 mL soap cartridge with new soap pathway and pump when changing soap cartridge. Includes chrome plated metal throat plate. Reorder soap ESD-217, 231, 232, 233 from below. | | | | | | |
| 7000004 | SJS 1650 | Sensor Activated Deck Mount (Soap not included) | 235.10 | 152.82 | 6.10 | 671254315723 |
| SJS-1750 Battery-Powered Electronic Soap Dispenser | | | | | | |
| Includes 800 mL soap cartridge with new soap pathway and pump when changing soap cartridge. Includes chrome plated metal throat plate. Reorder soap ESD-217, 231, 232, 233 from below. | | | | | | |
| 7000015 | SJS 1750 | Sensor Activated Deck Mount Foam (Soap not included) | 433.05 | 281.48 | 7.90 | 671254329327 |
| ESD-400 Battery-Powered Electronic Soap Dispensers | | | | | | |
| Includes 800 mL soap cartridge with new soap pathway and pump when changing soap cartridge. Reorder soap ESD-217, 231, 232, 233 from below. | | | | | | |
| 3346080 | ESD 400 CP | Optima® Plug In Soap Dispenser (Soap not included) | 676.50 | 439.73 | 8.25 | 671254424210 |
| Soap Refills & Accessories | | | | | | |
| 3346044 | ESD-321 | Soap Refill - 1500ml (2 bottles) | 114.40 | 74.36 | 5.00 | 67125444536 |
| 0346090 | ESD-324 | AC Adapter 120VAC / 6VDC Plug in for Sloan Soap Dispensers | 37.15 | 24.15 | 2.75 | 67125445482 |
| 0346017 | ESD-217 | LOTION SOAP with Moisturizer 800 ml BOTTLE (Qty of 4 only) | 26.55 | 17.26 | 2.20 | 671254265479 |
| 0346035 | ESD-231 | ANTIBACTERIAL SOAP 800 ml BOTTLE (Qty of 4 only) | 27.80 | 18.07 | 2.20 | 671254266018 |
| 0346036 | ESD-232 | LOTION SOAP with Moisturizer 1600 ml bottle (Qty of 4 only) | 51.45 | 33.44 | 4.00 | 671254266025 |
| 0346037 | ESD-233 | ANTIBACTERIAL SOAP 1600 ml BOTTLE (Qty of 4 only) | 54.70 | 35.56 | 4.00 | 671254266032 |
| 5700307 | SJS 1651-3 | Liquid Soap 1000 ML ea Case qty 6 | 16.90 | 10.99 | 2.50 | 671254325555 |
| 5700751 | SJS 1751 | Liquid Soap 1000 ML ea Case qty 6 | 16.40 | 10.66 | 2.50 | 671254330641 |
| 5700754 | SJS 1751-3 | Liquid Soap 1000 ML ea Case qty 6 | 19.55 | 12.71 | 2.50 | 671254340299 |
| 5700755 | SJS 1751-4 | Liquid Soap 1000 ML ea Case qty 6 | 19.55 | 12.71 | 2.50 | 671254340305 |
| 0700007 | SJS 7 | AC Adapter 120VAC / 6VDC Plug in | 30.90 | 20.09 | 0.60 | 671254346925 |



ESD-500



ESD-600



ESD-2000

| Code Number | Product Number | Description | List Price \$ | MAPP Price \$ | Est. Wt. (lbs.) | UPC Code |
|---|----------------|---|---------------|---------------|-----------------|--------------|
| EFX Series (BASYS) Parts & Accessories | | | | | | |
| 3324102 | EFX-1000-A | Laminar Full Stream Insert Kit 1.5 gpm/5.7 Lpm | 24.10 | 15.67 | 0.02 | 671254404977 |
| 3324103 | EFX-1001-A | Aerated Full Stream Insert Kit 1.5 gpm/5.7 Lpm | 24.10 | 15.67 | 0.02 | 671254400320 |
| 3324104 | EFX-1002-A | Multi-Lam Spray Insert Kit 0.5 gpm/1.9 Lpm | 24.10 | 15.67 | 1.00 | 671254400306 |
| 3324105 | EFX-1003-A | Capacitance Control Module Assembly 0.5 gpm/1.9 Lpm | 403.60 | 262.34 | 0.08 | 671254400894 |
| 3324106 | EFX-1004-A | Capacitance Control Module Assembly w/ Turbine 0.5 gpm/1.9 Lpm | 530.40 | 344.76 | 0.08 | 671254401013 |
| 3324107 | EFX-1005-A | Capacitance Control Module Assembly 1.5 gpm/5.7 Lpm | 403.60 | 262.34 | 0.08 | 671254401020 |
| 3324108 | EFX-1006-A | Capacitance Control Module Assembly w/ Turbine 1.5 gpm/5.7 Lpm | 530.40 | 344.76 | 0.08 | 671254401037 |
| 3324160 | EFX-1009-A | Crown Kit (Basic) EFX-8XX | 331.30 | 215.35 | 1.00 | 671254403048 |
| 3324138 | EFX-1010-A | Crown Kit (Solar) EFX-8XX | 458.10 | 297.77 | — | — |
| 3324162 | EFX-1011-A | Solenoid Valve Caddy Kit (0.5 gpm) EFX-8XX | 138.55 | 90.06 | — | 671254403055 |
| 3324163 | EFX-1012-A | Solenoid Valve Caddy Kit (1.5 gpm) EFX-8XX | 126.50 | 82.23 | 1.00 | 671254403062 |
| 3324164 | EFX-1013-A | Mounting Assembly Kit EFX-8XX (Does Not Include Solenoid Caddy) | 120.20 | 78.13 | — | — |
| 3324165 | EFX-1014-A | Wall Flange Kit EFX-8XX | 24.10 | 15.67 | 1.00 | 671254403086 |
| 3324166 | EFX-1015-A | Battery Kit For EFX-8XX | 24.10 | 15.67 | 1.00 | 671254403093 |
| 3324114 | EFX-13-A | Solenoid Valve Caddy 0.5 gpm/1.9 Lpm, Low CAP | 126.50 | 82.23 | 1.00 | 671254400436 |
| 3324115 | EFX-14-A | Solenoid Valve Caddy 1.5 gpm/5.7 Lpm, Low CAP | 126.50 | 82.23 | 1.00 | 671254400443 |
| 3324122 | EFX-15-A | Solenoid Valve Caddy 0.5 gpm/1.9 Lpm, Mid | 132.55 | 86.16 | 0.08 | 671254399952 |
| 3324123 | EFX-16-A | Solenoid Valve Caddy 1.5 gpm/5.7 Lpm, Mid | 132.55 | 86.16 | 0.08 | 671254399969 |
| 3324124 | EFX-17-A | Solenoid Valve Caddy 0.5 gpm/1.9 Lpm, High | 138.55 | 90.06 | 0.33 | 671254402256 |
| 3324125 | EFX-18-A | Solenoid Valve Caddy 1.5 gpm/5.7 Lpm, High | 138.55 | 90.06 | 0.33 | 671254400580 |
| 3324129 | EFX-19 | Filter for Solenoid Caddy (Package of 10) | 18.10 | 11.77 | 0.08 | 671254399822 |
| 3324118 | EFX-1-A | CP Standard Crown (IR) | 301.15 | 195.75 | 0.34 | 671254400573 |
| 3324116 | EFX-21-A | Faucet Spout Mounting Kit, Integrated Base Faucet - 8" | 47.55 | 30.91 | 1.00 | 671254400450 |
| 3324117 | EFX-23-A | Battery Box Kit EFX-3XX/EFX-6XX (IR) | 72.30 | 47.00 | 0.27 | 671254399815 |
| 3324134 | EFX-25-A | Cap For Mixer Opening | 18.10 | 11.77 | 0.03 | 671254403680 |
| 3324112 | EFX-2-A | CP Standard Crown (CAP) | 72.30 | 47.00 | 1.00 | 671254400412 |
| 0324034 | EFX-34 | Flexible Supply Hose 18-Inch, Single Supply Only (L=45mm) | 18.05 | 11.73 | 1.00 | 671254394704 |
| 3324132 | EFX-36 | Control Module Mounting Hardware | 23.65 | 15.37 | 1.00 | 671254401228 |
| 3324126 | EFX-37-A | Solenoid Valve Caddy 0.5 gpm/1.9 Lpm, Low IR | 126.50 | 82.23 | 0.08 | 671254399648 |
| 3324127 | EFX-38-A | Solenoid Valve Caddy 1.5 gpm/5.7 Lpm, Low IR | 126.50 | 82.23 | 0.08 | 671254399655 |
| 3324131 | EFX-39-A | Supply Washer Kit | 18.10 | 11.77 | 0.08 | 671254400627 |
| 3324119 | EFX-3-A | CP Crown (Solar) | 428.00 | 278.20 | 0.08 | 671254399945 |
| 3324120 | EFX-4-A | CP Crown (Solar+LCD) | 745.00 | 484.25 | — | 671254399846 |
| 3324121 | EFX-5-A | CP Crown (LCD Only) | 618.26 | 401.87 | 0.33 | 671254400641 |
| 3324128 | EFX-7-A | Battery Box For Above Deck Electronics, IR (Mid, High) | 72.30 | 47.00 | 0.27 | 671254399808 |
| 3324113 | EFX-8-A | Battery Box For Below Deck Electronics, CAP | 36.15 | 23.50 | 1.00 | 671254400429 |



EFX-14-A



EFX-38-A



EFX-3-A



EFX-7-A

| Code Number | Product Number | Description | List Price \$ | MAPP Price \$ | Est. Wt. (lbs.) | UPC Code |
|--|----------------|---|---------------|---------------|-----------------|--------------|
| Optima Faucet EAF, EBF, ETF Parts & Accessories | | | | | | |
| 3305527 | ETF-1004-A | Solenoid & Mounting Hardware | 95.40 | 62.01 | 0.47 | 671254115927 |
| 3305577 | ETF-1009-A | Solenoid Valve Repair Kit | 42.45 | 27.59 | 0.06 | 671254115552 |
| 3365030 | ETF-1019-A | Microphone Sensor Junction Box Kit (EL-3500A & ETF-450-A) | 271.20 | 176.28 | 1.16 | 671254134256 |
| 3365091 | ETF-1021-A | Spray Head 0.5 gpm Female Vandal Resistant | 27.45 | 17.84 | 0.06 | 671254145146 |
| 3365090 | ETF-1022-A | Spray Head 2.2 gpm Female Vandal Resistant – Aerated Stream | 17.05 | 11.08 | 0.06 | 671254144910 |
| 3365092 | ETF-1023-A | Spray Head 0.5 gpm Male Vandal Resistant | 27.45 | 17.84 | 0.06 | 671254144903 |
| 3365093 | ETF-1024-A | Spray Head 2.2 gpm Male Vandal Resistant – Aerated Stream | 27.45 | 17.84 | 0.06 | 671254144927 |
| 3365161 | ETF-1028-A | Spray Head 1.5 gpm Female Vandal Resistant – Laminar Stream | 27.45 | 17.84 | 0.08 | 671254231634 |
| 3365162 | ETF-1029-A | Spray Head 2.2 gpm Male Vandal Resistant – Laminar Stream | 27.45 | 17.84 | 0.08 | 671254231658 |
| 0305784PK | ETF-178 | CP Spray Head Adapter (ETF-500/EBF-550/ETF-700/EBF-750) | 25.25 | 16.41 | 0.32 | 671254057098 |
| 0305613PK | ETF-250-A | Faucet/Sensor Assembly (ETF-80) | 247.90 | 161.14 | 2.38 | 671254007000 |
| 0305728 | ETF-259 | Tee Compression Fitting | 22.40 | 14.56 | 0.12 | 671254007758 |
| 0305536PK | ETF-261-A | Faucet Assembly CP (ETF-770) | 197.25 | 128.21 | — | 671254371194 |
| 0305626 | ETF-290-A | Faucet Mounting Kit for EBF-85 | 9.00 | 5.85 | 0.75 | 671254007123 |
| 0305736 | ETF-297 | Union Reducer 1/4” to 3/8” | 14.15 | 9.20 | 0.07 | 671254007833 |
| 0305849PK | ETF-370-A | Solenoid Valve Assembly 24V | 112.50 | 73.13 | 0.86 | 671254120174 |
| 3365676 | ETF-437-A | Solenoid Assembly Kit-Single | 29.45 | 19.14 | 0.34 | 671254135338 |
| 3365000 | ETF-450-A | Splash Proof Junction Box | 186.65 | 121.32 | 0.54 | 671254131460 |
| 0365001 | ETF-458-A | Power Cord Kit | 23.60 | 15.34 | 0.22 | 671254124578 |
| 3365001 | ETF-470-A | Check Valve | 44.50 | 28.93 | 0.20 | 671254125261 |
| 0365108PK | ETF-472-A | Faucet/Sensor Assembly Standard | 399.40 | 259.61 | 0.83 | 671254200227 |
| 0365109PK | ETF-473-A | Faucet/Sensor Assembly with Surgical Bend | 408.90 | 265.79 | 3.02 | 671254200210 |
| 3365003 | ETF-492-A | Splash Proof Junction Box for use w/EL-350A only | 133.55 | 86.81 | 1.25 | 671254247444 |
| 0365110 | ETF-503-A | Spout Mounting Kit – includes Rubber Wshr Flat Wshr Lock Wshr Mting Nut | 49.80 | 32.37 | 0.26 | 671254200203 |
| 0365070PK | ETF-542-A | Sensor Window Housing Assembly (ETF-600) | 113.90 | 74.04 | 0.54 | 671254222007 |
| 0365086PK | ETF-543-A | Faucet/Sensor Assembly (ETF-600) | 249.10 | 161.92 | 4.98 | 671254142398 |
| 3365088 | ETF-546-A | Faucet Mounting Kit (ETF-600) | 28.40 | 18.46 | 0.20 | 671254142404 |
| 0365058 | ETF-547 | Compression Fitting Connector | 11.65 | 7.57 | 0.05 | 671254221987 |
| 0365162 | ETF-595-A | CP Spout/Roll Pin Assembly | 200.95 | 130.62 | 1.85 | 671254246508 |
| 3365461 | ETF-617-A | Bak-Chek® Assembly | 30.85 | 20.05 | 1.28 | 671254236035 |
| 0365147 | ETF-621-A | Spray Head 2.2 gpm (8.3 Lpm) Female – Laminar Stream | 27.45 | 17.84 | 0.06 | 671254265578 |
| 0365387 | ETF-687-A | Spray Head 1.5 gpm (5.7 Lpm) Female – Laminar Stream | 27.45 | 17.84 | 0.06 | 671254351936 |
| 0365752 | ETF-735-A | Splash Proof Junction Box | 186.65 | 121.32 | 0.55 | 671254353695 |
| 0365758 | ETF-740-A | Solenoid Valve Assembly | 205.85 | 133.80 | 1.40 | 671254353145 |
| 0365420 | ETF-801-A | 0.5 gpm (1.9 Lpm) Laminar Flow Spray Head | 27.45 | 17.84 | 0.06 | 671254343320 |
| 3365755 | ETF1038A | CP REPAIR KIT 0.35 GPM LAM FLOW | 28.85 | 18.75 | 0.10 | 67125439121 |
| 3365756 | ETF1039A | CP REPAIR KIT 0.35 GPM MALE LF | 28.85 | 18.75 | 0.06 | 67125439122 |
| 3365757 | ETF1040A | KIT 0.35GPM LAM MALE JUNIOR VR | 28.85 | 18.75 | 0.08 | 67125439110 |
| 0365793 | ETF839 | CP SPRAY HEAD BAGGED (0.35gpm) | 28.85 | 18.75 | 0.03 | 67125439108 |
| 3326027 | MIX-111-A | Mounting Hardware Kit (for MIX-110-AA) | 58.35 | 37.93 | 0.16 | 671254244382 |
| 3326028 | MIX-123-A | Handle Assembly (for MIX-100-A & MIX-110-AA) | 28.85 | 18.75 | 0.20 | 671254244399 |
| 3326047 | MIX-59 | Ceramic Cartridge (for MIX-100-A & MIX-110-AA) | 47.55 | 30.91 | 0.10 | 671254244344 |



EAF-12



EBF-1001-A



EBF-80-A

| Code Number | Product Number | Description | List Price \$ | MAPP Price \$ | Est. Wt. (lbs.) | UPC Code |
|-------------|----------------|---|---------------|---------------|-----------------|--------------|
| 3326044 | MIX-79 | Check Valve (package of two) | 11.65 | 7.57 | — | 671254244351 |
| 3326034 | MIX-84-A | Mounting Hardware Kit (for MIX-100-A) | 3.60 | 2.34 | 0.08 | 671254244368 |
| 3326035 | MIX-87-A | Temperature Limit Stop Kit (for MIX-100-A & MIX-110-AA) | 19.45 | 12.64 | 0.03 | 671254244375 |
| 0335001 | EAF-2 | Solenoid Valve Cartridge Optima i.q.® Faucet | 157.50 | 102.38 | 0.20 | 671254255005 |
| 0335002 | EAF-3-A | Sensor Assembly Battery without Optima i.q.®-cliq | 372.65 | 242.22 | 0.35 | 671254255012 |
| 0335007 | EAF-9 | Filter Optima i.q.® Faucet | 11.25 | 7.31 | 0.01 | 671254255067 |
| 0335008 | EAF-10 | Spray Head 2.2 gpm Male Metric CP Aerated Stream | 27.45 | 17.84 | 0.03 | 671254255074 |
| 0335010 | EAF-12 | Spray Head 0.5 gpm Male Metric | 27.45 | 17.84 | 0.06 | 671254262348 |
| 0335011 | EAF-13 | Spray Head 2.2 gpm Laminar Stream Male Metric | 27.45 | 17.84 | 0.06 | 671254265233 |
| 0335013 | EAF-14-A | Sensor Assembly Solar w/o Optima i.q.®-cliq | 469.00 | 304.85 | 0.30 | 671254306035 |
| 0335029 | EAF51 | CP SPRAY HEAD 0.35 GPM MALE METRIC | 28.85 | 18.75 | 0.06 | 67125439107 |
| 0335015 | EAF-17 | Cable Assembly 10' | 86.05 | 55.93 | 0.25 | 671254310391 |
| 0335024 | EAF-24-A | Extension Cable for EAF Series Faucets – 0.3 M | 18.25 | 11.86 | 0.10 | 671254326514 |
| 0335025 | EAF-25-A | Extension Cable for EAF Series Faucets – 1.2 M | 22.95 | 14.92 | 0.10 | 671254326521 |
| 3335009 | EAF-1000 | Battery Replacement Kit – EAF-100-150 Faucets | 44.45 | 28.89 | 0.50 | 671254254961 |
| 3335018 | EAF-1003 | Battery Replacement Kit – EAF-250/275 Faucets | 57.85 | 37.60 | 0.10 | 671254306219 |
| 3335021 | EAF-1006 | Cap and Solar Cell Assembly – EAF-275 faucet | 141.50 | 91.98 | 0.50 | 671254306240 |
| 3315122 | EBF-1009-A | Fiberoptic Cable Repair Kit | 168.40 | 109.46 | 0.50 | 671254228887 |
| 3315254 | EBF-1011-A | Solenoid Valve Assembly | 192.60 | 125.19 | 1.43 | 671254316287 |
| 3315016 | EBF-10-A | Faucet/Sensor Assembly (EBF-85) | 333.40 | 216.71 | 2.53 | 671254272538 |
| 3315111 | EBF-11-A | Module Assembly | 265.70 | 172.71 | 1.30 | 671254214057 |
| 0315100PK | EBF-140-A | Faucet and Sensor Assembly-Standard Bend w/Adapter | 407.25 | 264.71 | 1.70 | 671254377011 |
| 0315137 | EBF-203-A | Cable Extension 16" | 88.25 | 57.36 | 0.10 | 671254232693 |
| 3315014 | EBF-25-A | Mounting Bracket Kit – including Plates, Brackets, Screws, Washers, Anchors | 66.90 | 43.49 | 0.66 | 671254131354 |
| 0315104 | EBF-60-A | Control Module Assembly | 332.05 | 215.83 | 1.39 | 671254214811 |
| 3315018 | EBF-79-A | Mounting Hardware Kit | 28.60 | 18.59 | 0.50 | 671254139633 |
| 0315040PK | EBF-80-A | Sensor Window & Cable Assembly | 113.30 | 73.65 | 0.37 | 671254274853 |



ETF-617-A



ETF-740-A



SFP-8

| Code Number | Product Number | Description | List Price \$ | MAPP Price \$ | Est. Wt. (lbs.) | UPC Code |
|--|----------------|---|---------------|---------------|-----------------|--------------|
| Sloan Faucet (SF) Parts & Accessories | | | | | | |
| 0362004 | SFP-4 | Mounting Hardware Kit – Pedestal Faucet | 15.25 | 9.91 | 0.20 | 671254322295 |
| 0362005 | SFP-5 | Mounting Hardware Kit – Gooseneck Faucet | 8.05 | 5.23 | 0.20 | 671254322288 |
| 0362008 | SFP-8 | Control Module | 76.75 | 49.89 | 1.40 | 671254322325 |
| 0362034 | SFP-34 | Faucet Sensor Assembly | 89.00 | 57.85 | 0.17 | 671254340152 |
| 0362040 | SFP-40-A | Control Module w/Range Adjustment | 91.90 | 59.74 | 1.45 | 671254351943 |
| 0362041 | SFP-41-A | Faucet Sensor Assembly w/Range Adjustment | 117.20 | 76.18 | 0.17 | 671254351950 |
| 3362000 | SFP1000 | CP SPRAY HEAD 0.35 GPM MALE VR | 13.80 | 8.97 | 0.05 | 67125439452 |



ETF-1022-A



ETF-437-A




ETF-450-A



ETF-1009-A

| Code Number | Product Number | Description | List Price \$ | MAPP Price \$ | Est. Wt. (lbs.) | UPC Code |
|--|----------------|---|---------------|---------------|-----------------|--------------|
| Trim Plates – Chrome Plated Brass | | | | | | |
| 3365466 | ETF-295-A | 4" Trim Plate – Single Hole ETF80 & EBF85 with or without Below Deck Mixing Valve | 45.70 | 29.71 | 0.20 | 671254139800 |
| 3365468 | ETF-312-A | 4" Trim Plate – Single Hole EAF200/250/275,ELF10, ESF20, EBF187, ERF885 with or without Below Deck Mixing Valve | 45.70 | 29.71 | 0.20 | 671254139824 |
| 3324100 | EFX-20-A | 4" Base Plate - Single Hole for EFX BASYS Series | 69.55 | 45.21 | 0.40 | 671254394636 |
| 3365302 | ETF-607-A | 4" Trim Plate – Single Hole EAF100/150, ETF610, EBF615, EBF750, ETF700 with or without Below Deck Mixing Valves | 51.00 | 33.15 | 0.30 | 671254226623 |
| 3365473 | ETF-662-A | 4" Trim Plate – Single Hole ETF880 with or without Below Deck Mixing Valves | 50.90 | 33.09 | 0.22 | 671254269125 |
| 3326012 | MIX-101-A | 4" Trim Plate – Double Hole ETF80, EBF85, EBF885, ELF10 for OPTIMIX® Above Deck Mixing Valve (MIX-110-AA not included) | 66.25 | 43.06 | 0.30 | 671254225312 |
| 3365467 | ETF-299-A | 4" Trim Plate -Double Hole ESD200080/25085 faucet/soap combo with or without Below Deck Mixing Valve | 45.70 | 29.71 | 0.21 | 671254139817 |
| 3365469 | ETF-313-A | 4" Trim Plate -Double Hole ETF660, ETF770 with or without Below Deck Mixing Valve | 45.70 | 29.71 | 0.20 | 671254139831 |
| 3365255 | ETF-640-A | 4" Trim Plate -Double Hole ESD30880/35187 faucet/soap combo with or without Below Deck Mixing Valve | 50.65 | 32.92 | 0.26 | 671254265257 |
| 3365470 | ETF-314-A | 4" Trim Plate – Triple Hole ETF660 & ETF770 for OPTIMIX® Above Deck Mixing Valve (MIX-110-AA not included) | 45.70 | 29.71 | 0.20 | 671254139848 |
| 3365024 | ETF-510-A | 8" Trim Plate – Single Hole EAF200/250/275, ETF80/880, EBF85/187, EBF885 with or without Below Deck Mixing Valve | 83.25 | 54.11 | 0.60 | 671254129948 |
| 3365119 | ETF-578-A | 8" Trim Plate – Single Hole ETF600 & EBF650 with or without Below Deck Mixing Valve | 83.25 | 54.11 | 0.60 | 671254148178 |
| 3365303 | ETF-608-A | 8" Trim Plate – Single Hole EAF100/150,ETF610, EBF615, EBF750, ETF700 with or without Below Deck Mixing Valves | 108.50 | 70.53 | 0.50 | 671254226630 |
| 3362022 | SFP-22-A | 8" Trim Plate – Single Hole SF2100/SF2200 | 37.90 | 24.64 | 0.50 | 671254331365 |
| 3326015 | MIX-104-A | 8" Trim Plate – Double Hole ETF80/880, EBF85/187, ERF885 for OPTIMIX® Above Deck Mixing Valve (MIX-110-AA not included) | 108.50 | 70.53 | 0.50 | 671254225343 |
| 3326017 | MIX-106-A | 8" Trim Plate – Double Hole ETF610, EBF615, EBF750, ETF700 for OPTIMIX® Above Deck Mixing Valve (MIX-110-AA not included) | 128.90 | 83.79 | 0.50 | 671254225367 |
| 3365602 | ETF-432-A | 8" Trim Plate – Double Hole ETF660, ETF770 | 83.25 | 54.11 | 0.44 | 671254139879 |
| 3365603 | ETF-433-A | 8" Trim Plate – Triple Hole ETF660 & ETF770 for OPTIMIX® Above Deck Mixing Valve (MIX-110-AA not included) | 83.25 | 54.11 | 0.50 | 671254139886 |
| 3324101 | EFX-26-A | 8" Base Plate - Single Hole for EFX BASYS Series | 81.15 | 52.75 | 1.00 | 671254394643 |



DSCCT-82000



ETF-295-A



ETF-607




ETF-608-A

**Contact Your Local Sloan Representative

(1) Bak Chek (2) Box Transformer "B" (3) Plug-In Transformer "P" (4) Less Transformer "LT" (5) 0.5 gpm/1.9 Lpm Multi-Lam Spray Head (6) 2.2 gpm/8.3 Lpm Lamina Spray Head (7) Surgical Bend Spout "S" (8) Shower Head Spray 2.2 gpm/8.3 Lpm "H" (9) 4" Trim Plate (10) 8" Trim Plate (11) Above Deck Mixing Valve – MIX-110-AA Trim Plate "ADM" (12) Below Deck Mixing Valve – MIX-60-A "BDM" (13) Below Deck Thermostatic Mixing Valve – MIX-135-A "BDT" (14) Integral Temperature Control Spout Mixer "ISM" (15) Drain Pop Up "DPU" (16) Optima i.q.®-cliq button "IC" (17) 1.5 gpm/5.7 Lpm Aerator (18) 2.2 gpm/8.3 Lpm Aerated Spray Head (19) Above Deck Thermostatic Mixing Valve – MIX-139 "ADT"

| Code Number | Product Number | Description | List Price \$ | MAPP Price \$ | Est. Wt. (lbs.) | UPC Code |
|--|--------------------------------------|---|---------------|---------------|-----------------|--------------|
| Transformers and Adapters | | | | | | |
| 0345154PK | EL-154 | Box Mount 120 VAC Input/24 VAC Output 50 VA 3 Faucets | 47.00 | 30.55 | 2.30 | 671254139589 |
| 0345211PK | EL-208 | Foot Mount 120 VAC Input/24 VAC Output 100 VA 6 Faucets | 159.15 | 103.45 | 4.50 | 671254139572 |
| 0345370PK | EL-248-40 | Box Mount 120 VAC Input/24 VAC Output 40 VA 2 Faucets | 47.90 | 31.14 | 1.50 | 671254139626 |
| 0345999PK | EL-342 | Box Mount 240 VAC Input/24 VAC Output 50 VA 3 Faucets | 96.00 | 62.40 | 2.20 | 671254139558 |
| 0345125 | EL-451 | Box Mount 120 VAC Input/6 VAC Output 25 VA | 103.80 | 67.47 | 2.00 | 671254241275 |
| 0365534PK | ETF-233 | Plug-In 120 VAC Input/24 VAC Output 35 VA 2 Faucets | 33.30 | 21.65 | 1.50 | 671254139701 |
| 0365879 | ETF-416 | Plug-In (for Canada) 120 VAC Input/24 VAC Output 35 VA 2 Faucets | 33.30 | 21.65 | 1.50 | 671254139602 |
| 0335037 | EAF-37 | Box Mount 6 VDC Optima i.q.® Faucet | 110.10 | 71.57 | 2.00 | 671254337879 |
| 0335009 | EAF-11 | 6 VDC Faucet Plug-In Adapter for Optima i.q.® and BASYS Series | 110.10 | 71.57 | 0.19 | 671254255081 |
| 0335039 | EAF-39 | Adapter 6.75 VDC Plug-In (UK) | 110.10 | 71.57 | 0.25 | 671254337909 |
| 0324031 | EFX-31 | Voltage Adapter Capacitance Faucet Plug-In (US) | 58.00 | 37.70 | 0.35 | 671254394353 |
| 0335041 | EAF-41 | Adapter 6.75 VDC Plug-In (EU) | 110.10 | 71.57 | 0.19 | 371254368583 |
| 0362006 | SFP-6 | Plug-In 6 VDC for SF Series | 32.05 | 20.83 | 1.60 | 671254322301 |
| 0362026 | SFP-26 | Plug-In 6 VDC 220AC 6DC-CH for SF Series | 30.80 | 20.02 | 1.60 | 671254335714 |
| Cable Extensions | | | | | | |
| 0365840 | ETF-1003-108 | Cable Ext. Kit 108" /2.7m Lg-Solenoid to Control Mod | 39.30 | 25.55 | 0.20 | 671254143135 |
| 0365100 | ETF-1003-240 | Cable Ext. Kit 240" Lg- Solenoid to Control Mod | 64.45 | 41.89 | 0.26 | 671254145542 |
| 0365838 | ETF-1003-36 | Cable Ext. Kit 36" /0.9m Lg- Solenoid to Control Mod | 25.30 | 16.45 | 0.07 | 671254143111 |
| OPTIMIX® On-Deck Manual Mixing Valve | | | | | | |
| 3326018 | MIX-110-AA | On Deck Ceramic Mixing Valves | 276.40 | 179.66 | 2.50 | 671254226203 |
| 3326021 | MIX110A-1 CP MIXER/TRIM PLATE KIT 4" | On Deck Ceramic Mixing Valves | 332.55 | 216.16 | 2.70 | 671254243323 |
| 3326022 | MIX110A-2 CP MIXER/TRIM PLATE KIT 8" | On Deck Ceramic Mixing Valves | 372.10 | 241.87 | 2.37 | 671254243330 |
| 3326023 | MIX110A-3 CP MIXER/TRIM PLATE KIT 4" | On Deck Ceramic Mixing Valves | 332.55 | 216.16 | 2.79 | 671254243347 |
| 3326025 | MIX110A-5 CP MIXER/TRIM PLATE KIT 8" | On Deck Ceramic Mixing Valves | 372.10 | 241.87 | 3.05 | 671254243361 |
| 3326026 | MIX110A-6 CP MIXER/TRIM PLATE KIT 8" | On Deck Ceramic Mixing Valves | 372.10 | 241.87 | 3.05 | 671254243378 |
| OPTIMIX® Below Deck Mixing and Tempering Valves | | | | | | |
| 3326009 | MIX-60-A | Mechanical Mixing Valve for use with Single Faucet | 45.35 | 29.48 | 0.50 | 671254142114 |
| 0326008PK | MIX-70-A | Thermo Mixing Valve for use with up to Six Faucets w/Straight Check Stops | 215.45 | 140.04 | 4.00 | 671254139534 |
| 0326045PK | MIX-135-A | Thermostatic Mixing Valve for use with Single Faucet | 134.15 | 87.20 | 1.70 | 671254241169 |
| Grid Strainer | | | | | | |
| 0365036PK | ETF-460-A | Chrome Plated Brass with 1-1/4" Outlet Tube | 30.50 | 19.83 | 1.00 | 671254127142 |
| Lavatory Shield | | | | | | |
| 0365059 | ETF-529 | Optishield® Lavatory Shield | 279.90 | 181.94 | 5.30 | 671254221994 |



EL-154



ETF-1003



MIX-60-A



ETF-460-A

**Contact Your Local Sloan Representative

(1) Bak Check (2) Box Transformer "B" (3) Plug-In Transformer "P" (4) Less Transformer "LT" (5) 0.5 gpm/1.9 Lpm Multi-Lam Spray Head (6) 2.2 gpm/8.3 Lpm Laminar Spray Head (7) Surgical Bend Spout "S" (8) Shower Head Spray 2.2 gpm/8.3 Lpm "H" (9) 4" Trim Plate (10) 8" Trim Plate (11) Above Deck Mixing Valve – MIX-110-AA Trim Plate "ADM" (12) Below Deck Mixing Valve – MIX-60-A "BDM" (13) Below Deck Thermostatic Mixing Valve – MIX-135-A "BDT" (14) Integral Temperature Control Spout Mixer "ISM" (15) Drain Pop Up "DPU" (16) Optima i.q.®-cliq button "IC" (17) 1.5 gpm/5.7 Lpm Aerator (18) 2.2 gpm/8.3 Lpm Aerated Spray Head (19) Above Deck Thermostatic Mixing Valve – MIX-139 "ADT"

Pricing subject to change without notice. For most current pricing, refer to online price sheets at www.sloan.com

| Code Number | Product Number | Description | List Price \$ | MAPP Price \$ | Est. Wt. (lbs.) | UPC Code |
|-------------|----------------|-------------|---------------|---------------|-----------------|----------|
|-------------|----------------|-------------|---------------|---------------|-----------------|----------|

AER-DEC Integrated Sink System

The AER-DEC Integrated sink system is the top of the line solution for any commercial restroom. The AER-DEC can be customized with over 100 colors, custom sizes and custom configurations. To get a quote for your sink go to sloan.com/resource to find architectural worksheets to select your sink.

Pricing below is for the sink deck in a standard size, C Level Corian® color and including an enclosure and hand dryer. Also available in Quartz. Pairs great with Sloan BASYS faucets and soap dispensers.

| | | | | | | |
|---|----------|---|-----------|-----------|---|---|
| — | AD-81000 | One-Station Sink, Enclosure, Hand Dryer | 7,814.58 | 5,079.48 | — | — |
| — | AD-82000 | Two-Station Sink, Enclosure, Hand Dryer | 12,199.68 | 7,929.79 | — | — |
| — | AD-83000 | Three-Station Sink, Enclosure, Hand Dryer | 17,121.63 | 11,129.06 | — | — |
| — | AD-84000 | Four-Station Sink, Enclosure, Hand Dryer | 22,204.63 | 14,433.01 | — | — |

Designer Series Gradient Sink

The Designer Series Gradient Sink is an impeccably crafted and elegantly functional design to compliment the design of the upscale commercial restroom. The Designer Series Gradient Sink can be customized with over 100 colors, custom sizes and custom configurations. To get a quote for your sink go to sloan.com/resource to find architectural worksheets to select your sink.


Pricing below is for the sink deck in a standard size, C Level Corian® color. Also available in Quartz. Pairs great with Sloan faucets and soap dispensers. Pricing below is for the sink deck in a standard size, C Level Corian® color. Also available in Quartz. Pairs great with Sloan faucets and soap dispensers.

| | | | | | | |
|---|-----------|---------------------------------|-----------|----------|---|---|
| — | DSG-81000 | One-Station Sink, Less Faucet | 3,630.00 | 2,359.50 | — | — |
| — | DSG-82000 | Two-Station Sink, Less Faucet | 5,500.00 | 3,575.00 | — | — |
| — | DSG-83000 | Three-Station Sink, Less Faucet | 8,400.00 | 5,460.00 | — | — |
| — | DSG-84000 | Four-Station Sink, Less Faucet | 10,920.00 | 7,098.00 | — | — |


Designer Series Gradient Options

Mounting Options

| | | | | | |
|-----|---------------------------------------|----------|----------|---|---|
| AB | Angle Brackets for One-Station Sink | 350.00 | 227.50 | — | — |
| | Angle Brackets for Two-Station Sink | 700.00 | 455.00 | — | — |
| | Angle Brackets for Three-Station Sink | 1,050.00 | 682.50 | — | — |
| | Angle Brackets for Four-Station Sink | 1,400.00 | 910.00 | — | — |
| ENC | Enclosure for One-Station Sink | 1,680.00 | 1,092.00 | — | — |
| | Enclosure for Two-Station Sink | 2,420.00 | 1,573.00 | — | — |
| | Enclosure for Three-Station Sink | 3,476.00 | 2,259.40 | — | — |
| | Enclosure for Four-Station Sink | 3,900.00 | 2,535.00 | — | — |



AD-82000



DSWD-82000

| Code Number | Product Number | Description | List Price \$ | MAPP Price \$ | Est. Wt. (lbs.) | UPC Code |
|-------------|----------------|-------------|---------------|---------------|-----------------|----------|
|-------------|----------------|-------------|---------------|---------------|-----------------|----------|

Designer Series Weir Deck Sink

The Designer Series Weir Deck reflects the simplicity of modern design for the most discerning of commercial restrooms. The Designer Series Weir Deck Sink can be customized with over 100 colors, custom sizes and custom configurations. To get a quote for your sink go to sloan.com/resource to find architectural worksheets to select your sink.

Pricing below is for the sink deck in a standard size, C Level Corian® color. Also available in Quartz. Pairs great with Sloan faucets and soap dispensers.

| | | | | | | |
|---|------------|---------------------------------|-----------|----------|---|---|
| — | DSWD-81000 | One-Station, Less Faucet | 3,630.00 | 2,359.50 | — | — |
| — | DSWD-82000 | Two-Station, Less Faucet | 5,500.00 | 3,575.00 | — | — |
| — | DSWD-83000 | Three-Station, Less Faucet | 8,400.00 | 5,460.00 | — | — |
| — | DSWD-84000 | Four-Station Sink , Less Faucet | 10,920.00 | 7,098.00 | — | — |

Designer Series Weir Deck Options

Mounting Options

| | | | | | |
|-----|---------------------------------------|----------|----------|---|---|
| AB | Angle Brackets for One-Station Sink | 350.00 | 227.50 | — | — |
| | Angle Brackets for Two-Station Sink | 700.00 | 455.00 | — | — |
| | Angle Brackets for Three-Station Sink | 1,050.00 | 682.50 | — | — |
| | Angle Brackets for Four-Station Sink | 1,400.00 | 910.00 | — | — |
| ENC | Enclosure for One-Station Sink | 1,680.00 | 1,092.00 | — | — |
| | Enclosure for Two-Station Sink | 2,420.00 | 1,573.00 | — | — |
| | Enclosure for Three-Station Sink | 3,476.00 | 2,259.40 | — | — |
| | Enclosure for Four-Station Sink | 3,900.00 | 2,535.00 | — | — |

Designer Series Open Front Sink

The Designer Series Open Front sink introduces a visually striking approach to the modern restroom. The Designer Series Open Front Sink can be customized with over 100 colors, custom sizes and custom configurations. To get a quote for your sink go to sloan.com/resource to find architectural worksheets to select your sink.

Pricing below is for the sink deck in a standard size, C Level Corian® color. Also available in Quartz. Pairs great with Sloan faucets and soap dispensers.

| | | | | | | |
|---|------------|---------------------------------|-----------|----------|---|---|
| — | DSOF-81000 | One-Station, Less Faucet | 3,840.00 | 2,496.00 | — | — |
| — | DSOF-82000 | Two-Station, Less Faucet | 5,376.00 | 3,494.40 | — | — |
| — | DSOF-83000 | Three-Station, Less Faucet | 8,064.00 | 5,241.60 | — | — |
| — | DSOF-84000 | Four-Station Sink , Less Faucet | 10,483.20 | 6,814.08 | — | — |

Designer Series Open Front Options

Mounting Options

| | | | | | |
|-----|---------------------------------------|-----------|----------|---|---|
| AB | Angle Brackets for One-Station Sink | 350.00 | 227.50 | — | — |
| | Angle Brackets for Two-Station Sink | 700.00 | 455.00 | — | — |
| | Angle Brackets for Three-Station Sink | 1,050.00 | 682.50 | — | — |
| | Angle Brackets for Four-Station Sink | 1,400.00 | 910.00 | — | — |
| ENC | Enclosure for One-Station Sink | 1,680.00 | 1,092.00 | — | — |
| | Enclosure for Two-Station Sink | 2,420.00 | 1,573.00 | — | — |
| | Enclosure for Three-Station Sink | 3,476.00 | 2,259.40 | — | — |
| | Enclosure for Four-Station Sink | \$,900.00 | 2,535.00 | — | — |



DSOF-82000

| Code Number | Product Number | Description | List Price \$ | MAPP Price \$ | Est. Wt. (lbs.) | UPC Code |
|-------------|----------------|-------------|---------------|---------------|-----------------|----------|
|-------------|----------------|-------------|---------------|---------------|-----------------|----------|

Designer Series Vessel Sink

The Designer Series Vessel Sink creates a high end residential feel. The Designer Series Vessel Sink can be customized with over 100 colors, custom sizes and custom configurations. To get a quote for your sink go to sloan.com/resource to find architectural worksheets to select your sink.

Pricing below is for the sink deck in a standard size, C Level Corian® color. Also available in Quartz. Pairs great with Sloan faucets.

| | | | | | | |
|---|------------|---------------------------------|----------|----------|---|---|
| — | DSVR-81000 | One-Station, Less Faucet | 2,400.00 | 1,560.00 | — | — |
| — | DSVR-82000 | Two-Station, Less Faucet | 3,720.00 | 2,418.00 | — | — |
| — | DSVR-83000 | Three-Station, Less Faucet | 5,280.00 | 3,432.00 | — | — |
| — | DSVR-84000 | Four-Station Sink , Less Faucet | 6,864.00 | 4,461.60 | — | — |

Designer Series Vessel Sink Options

Mounting Options

| | | | | | |
|-----|---------------------------------------|----------|----------|---|---|
| AB | Angle Brackets for One-Station Sink | \$350.00 | 227.50 | — | — |
| | Angle Brackets for Two-Station Sink | \$700.00 | 455.00 | — | — |
| | Angle Brackets for Three-Station Sink | 1,050.00 | 682.50 | — | — |
| | Angle Brackets for Four-Station Sink | 1,400.00 | 910.00 | — | — |
| ENC | Enclosure for One-Station Sink | 1,680.00 | 1,092.00 | — | — |
| | Enclosure for Two-Station Sink | 2,420.00 | 1,573.00 | — | — |
| | Enclosure for Three-Station Sink | 3,476.00 | 2,259.40 | — | — |
| | Enclosure for Four-Station Sink | 3,900.00 | 2,535.00 | — | — |

Designer Series Countertop Sink

The Designer Series Countertop sink is a remarkably durable and contemporary design. The Designer Series Countertop sink can be customized with over 100 colors, custom sizes and custom configurations. To get a quote for your sink go to sloan.com/resource to find architectural worksheets to select your sink.

Pricing below is for the sink deck in a standard size, C Level Corian® color. Also available in Quartz. Pairs great with Sloan faucets and soap dispensers.

| | | | | | | |
|---|------------|---------------------------------|----------|----------|---|---|
| — | DSCT-81000 | One-Station Sink, Less Faucet | 2,000.00 | 1,300.00 | — | — |
| — | DSCT-82000 | Two-Station Sink, Less Faucet | 3,100.00 | 2,015.00 | — | — |
| — | DSCT-83000 | Three-Station Sink, Less Faucet | 4,400.00 | 2,860.00 | — | — |
| — | DSCT-84000 | Four-Station Sink, Less Faucet | 5,720.00 | 3,718.00 | — | — |


Designer Series Countertop Options

Mounting Options

| | | | | | |
|-----|---------------------------------------|----------|----------|---|---|
| AB | Angle Brackets for One-Station Sink | 350.00 | 227.50 | — | — |
| | Angle Brackets for Two-Station Sink | 700.00 | 455.00 | — | — |
| | Angle Brackets for Three-Station Sink | 1,050.00 | 682.50 | — | — |
| | Angle Brackets for Four-Station Sink | 1,400.00 | 910.00 | — | — |
| ENC | Enclosure for One-Station Sink | 1,680.00 | 1,092.00 | — | — |
| | Enclosure for Two-Station Sink | 2,420.00 | 1,573.00 | — | — |
| | Enclosure for Three-Station Sink | 3,476.00 | 2,259.40 | — | — |
| | Enclosure for Four-Station Sink | 3,900.00 | 2,535.00 | — | — |



DSVR-82000



DSCT-82000

Pricing subject to change without notice. For most current pricing, refer to online price sheets at www.sloan.com

| Code Number | Product Number | Description | List Price \$ | MAPP Price \$ | Est. Wt. (lbs.) | UPC Code |
|-------------|----------------|-------------|---------------|---------------|-----------------|----------|
|-------------|----------------|-------------|---------------|---------------|-----------------|----------|

SloanStone® Electronic Lavatory Gradient (ELGR Series)

The Electronic Lavatory Gradient Sink is available in 25 colors and 4 sizes. Pricing below is for the sink deck. Pairs great with Sloan faucets and soap dispensers.

Pricing below is for the sink deck. Pairs great with Sloan faucets and soap dispensers.

| | | | | | | |
|---|------------|---------------------------------|----------|----------|---|---|
| — | ELGR-81000 | One-Station Sink, Less Faucet | 1,166.88 | 758.47 | — | — |
| — | ELGR-82000 | Two-Station Sink, Less Faucet | 2,418.62 | 1,572.11 | — | — |
| — | ELGR-83000 | Three-Station Sink, Less Faucet | 3,723.41 | 2,420.22 | — | — |
| — | ELGR-84000 | Four-Station Sink, Less Faucet | 5,028.19 | 3,268.32 | — | — |

ELGR Options

Mounting Options

| | | | | | | |
|-----|--|---------------------------------------|----------|----------|---|---|
| AB | | Angle Brackets for One-Station Sink | 260.00 | 169.00 | — | — |
| | | Angle Brackets for Two-Station Sink | 436.80 | 283.92 | — | — |
| | | Angle Brackets for Three-Station Sink | 613.60 | 398.84 | — | — |
| | | Angle Brackets for Four-Station Sink | 790.40 | 513.76 | — | — |
| ENC | | Enclosure for One-Station Sink | 873.60 | 567.84 | — | — |
| | | Enclosure for Two-Station Sink | 1,258.40 | 817.96 | — | — |
| | | Enclosure for Three-Station Sink | 1,643.20 | 1,068.08 | — | — |
| | | Enclosure for Four-Station Sink | 2,028.00 | 1,318.20 | — | — |

SloanStone® Electronic Lavatory Gradient (ELA Series)

SloanStone® Electronic Lavatory Arrowhead (ELA Series) The Electronic Lavatory Arrowhead Sink is available in 25 colors and 4 sizes.

Pricing below is for the sink deck. Pairs great with Sloan faucets and soap dispensers.

| | | | | | | |
|---|-----------|--------------------------------|----------|----------|---|---|
| — | ELA-81000 | One-Station, Less Faucet | 1,214.20 | 789.23 | — | — |
| — | ELA-82000 | Two-Station Lavatory System | 2,511.60 | 1,632.54 | — | — |
| — | ELA-83000 | Three-Station Lavatory System | 3,862.40 | 2,510.56 | — | — |
| — | ELA-84000 | Four-Station Sink, Less Faucet | 5,215.60 | 3,390.14 | — | — |

ELA Options

Mounting Options

| | | | | | | |
|----|--|---------------------------------------|--------|--------|---|---|
| AB | | Angle Brackets for One-Station Sink | 260.00 | 169.00 | — | — |
| | | Angle Brackets for Two-Station Sink | 436.80 | 283.92 | — | — |
| | | Angle Brackets for Three-Station Sink | 613.60 | 398.84 | — | — |
| | | Angle Brackets for Four-Station Sink | 790.40 | 513.76 | — | — |

Electronic Lavatory Round Front (ELRF Series)

SloanStone® Electronic Lavatory Round Front (ELRF Series) The Electronic Lavatory Round Front Sink is available in 25 colors and 4 sizes. Pricing below is for the sink deck. Pairs great with Sloan faucets and soap .

| | | | | | | |
|--|-------------|--------------------------------|----------|----------|---|---|
| | ELRF- 81000 | One-Station, Less Faucet | 1,214.20 | 789.23 | — | — |
| | ELRF- 82000 | Two-Station Lavatory System | 2,511.60 | 1,632.54 | — | — |
| | ELRF- 83000 | Three-Station Lavatory System | 3,863.60 | 2,511.34 | — | — |
| | ELRF- 84000 | Four-Station Sink, Less Faucet | 5,215.60 | 3,390.14 | — | — |



ELG-82000



ELA-81000

| Code Number | Product Number | Description | List Price \$ | MAPP Price \$ | Est. Wt. (lbs.) | UPC Code |
|---|----------------|---|---------------|---------------|-----------------|----------|
| ELRF Options | | | | | | |
| Mounting Options | | | | | | |
| AB | | Angle Brackets for One-Station Sink | 260.00 | 169.00 | — | — |
| | | Angle Brackets for Two-Station Sink | 436.80 | 283.92 | — | — |
| | | Angle Brackets for Three-Station Sink | 613.60 | 398.84 | — | — |
| | | Angle Brackets for Four-Station Sink | 790.40 | 513.76 | — | — |
| ENC | | Enclosure for One-Station Sink | 873.60 | 567.84 | — | — |
| | | Enclosure for Two-Station Sink | 1,258.40 | 817.96 | — | — |
| | | Enclosure for Three-Station Sink | 1,643.20 | 1,068.08 | — | — |
| | | Enclosure for Four-Station Sink | 2,028.00 | 1,318.20 | — | — |
| Electronic Lavatory Waterfall | | | | | | |
| SloanStone® Electronic Lavatory Waterfall (ELWF Series) The Electronic Lavatory Waterfall Sink is available in 25 colors and 3 sizes. Pricing below is for the sink deck. Pairs great with Sloan faucets and soap. | | | | | | |
| | ELWF- 82000 | Two-Station Lavatory System | 2,652.00 | 1,723.80 | — | — |
| | ELWF- 83000 | Three-Station Lavatory System | 4,076.80 | 2,649.92 | — | — |
| | ELWF- 84000 | Four-Station Sink, Less Faucet | 5,501.60 | 3,576.04 | — | — |
| ELWF Options | | | | | | |
| Mounting Options | | | | | | |
| AB | | Angle Brackets for One-Station Sink | 436.80 | 283.92 | — | — |
| | | Angle Brackets for Two-Station Sink | 613.60 | 398.84 | — | — |
| | | Angle Brackets for Three-Station Sink | 790.40 | 513.76 | — | — |
| SloanStone® Electronic Washstation (EW Series) | | | | | | |
| The EW series is a sensor activated lavatory system with integrated electronic Optima® technology. Pricing below for sink with enclosure, integrated faucets and thermostatic mixing valve. Request –BDT option for below deck thermostatic mixing valve. | | | | | | |
| — | EW-42000 | Two-Station Lavatory System | 4,137.12 | 2,689.13 | — | — |
| — | EW-43000 | Three-Station Lavatory System | 6,172.16 | 4,011.90 | — | — |
| — | EW-62000 | Two-Station Lavatory System with Transformer | 4,031.04 | 2,620.18 | — | — |
| — | EW-62050 | Two-Station Lavatory System, Battery-Powered | 4,005.37 | 2,603.49 | — | — |
| — | EW-63000 | Three-Station Lavatory System with Transformer | 5,943.77 | 3,863.45 | — | — |
| — | EW-63050 | Three-Station Lavatory System, Battery-Powered | 5,918.52 | 3,847.04 | — | — |
| — | EW-72000 | Two-Station Lavatory System | 4,455.36 | 2,895.98 | — | — |
| — | EW-73000 | Three-Station Lavatory System | 7,066.84 | 4,593.44 | — | — |
| EW Options | | | | | | |
| JVC (40000 Series Only) | | Juvenile Height | N/C | N/C | — | — |
| MSD (EW-42000 Only) | | Manual Soap Dispenser | 249.60 | 162.24 | — | — |
| MSD (EW-43000 Only) | | Manual Soap Dispenser | 433.68 | 281.89 | — | — |
| MSD (62000/62050/72000 Only) | | Manual Soap Dispenser | 208.00 | 135.20 | — | — |
| MSD (63000/63050/73000 Only) | | Manual Soap Dispenser | 416.00 | 270.40 | — | — |
| FC (62000/62050/72000 Only) | | Manual Soap Dispenser with Lid Mounted Fill Cap | 208.00 | 135.20 | — | — |
| FC (63000/63050/73000 Only) | | Manual Soap Dispenser with Lid Mounted Fill Cap | 416.00 | 270.40 | — | — |
| FM (40000 Series Only) | | Floor Mount | 289.12 | 187.93 | — | — |

| Code Number | Product Number | Description | List Price \$ | MAPP Price \$ | Est. Wt. (lbs.) | UPC Code |
|-------------|----------------|-------------|---------------|---------------|-----------------|----------|
|-------------|----------------|-------------|---------------|---------------|-----------------|----------|

SloanStone® Electronic Wash Fountain (EWF Series)

The EWF Series is a sensor activated lavatory system with integrated electronic Optima® technology. Below Deck Thermostatic Mixing Valve standard.

| | | | | | | |
|---|-----------|----------------------------------|----------|----------|---|---|
| — | EWF-42000 | Two-Station Lavatory-Corner Unit | 6,640.45 | 4,316.29 | — | — |
| — | EWF-43000 | Three-Station Lavatory | 7,242.51 | 4,707.63 | — | — |
| — | EWF-44000 | Four-Station Lavatory | 7,803.56 | 5,072.32 | — | — |

EWF Options

| | | | | | |
|----------------|-----------------------|--------|--------|---|---|
| MSD (EW-42000) | Manual Soap Dispenser | 333.84 | 217.00 | — | — |
| MSD (EW-43000) | Manual Soap Dispenser | 418.08 | 271.75 | — | — |
| MSD (EW-44000) | Manual Soap Dispenser | 456.56 | 296.76 | — | — |
| FM | Floor Mount | 232.70 | 151.26 | — | — |

SloanStone® Electronic Lavatory Countertop (ELC Series)

The ELC Series is solid surface deck. Pairs great with Sloan faucets and soap dispensers.

| | | | | | | |
|---|-----------|--|----------|----------|---|---|
| — | ELC-71000 | One-Station Lavatory, Less faucet | 1,594.28 | 1,036.28 | — | — |
| — | ELC-72000 | Two-Station Lavatory, Less faucet | 2,970.24 | 1,930.66 | — | — |
| — | ELC-73000 | Three-Station Lavatory, Less faucet | 4,251.16 | 2,763.25 | — | — |
| — | ELC-74000 | Four-Station Lavatory, Less faucet | 5,807.88 | 3,775.12 | — | — |
| — | ELC-41000 | One-Station lavatory Deck, Less faucet | 1,700.36 | 1,105.23 | — | — |
| — | ELC-42000 | Two-Station Lavatory Deck, Less faucet | 3,076.32 | 1,999.61 | — | — |
| — | ELC-43000 | Three-Station Lavatory Deck, Less faucet | 4,357.24 | 2,832.20 | — | — |
| — | ELC-44000 | Four-Station Lavatory Deck, Less faucet | 5,913.96 | 3,844.07 | — | — |

ELC Options

| | | | | | |
|-------|--|--------|--------|---|---|
| AB | Angle Bracket/ea. (Number of Stations plus one needed) | 102.96 | 66.92 | — | — |
| FA | Front Apron | 210.08 | 136.55 | — | — |
| LS/RS | Left Splash/Right Splash (each) | 205.92 | 133.85 | — | — |

Deluxe Electronic Lavatory Countertop

The ELC Series is solid surface deck with sloped material between sink basins to keep the sink dry and user friendly. Pairs great with Sloan faucets, soap dispensers not available for this model.

| | | | | | | |
|---|-----------|---------------------------------|----------|----------|---|---|
| — | ELC-81000 | One-Station Sink, Less Faucet | 2,476.81 | 1,609.93 | — | — |
| — | ELC-82000 | Two-Station Sink, Less Faucet | 3,182.40 | 2,068.56 | — | — |
| — | ELC-83000 | Three-Station Sink, Less Faucet | 4,418.76 | 2,872.20 | — | — |

ELC Options

| | | | | | |
|-------------------------|----------------------------------|---|---|---|---|
| XCW (80000 Series Only) | Less Continuous Waste and P-Trap | — | — | — | — |
|-------------------------|----------------------------------|---|---|---|---|



ELC-81000



EWF-43000

| Code Number | Product Number | Description | List Price \$ | MAPP Price \$ | Est. Wt. (lbs.) | UPC Code |
|-------------|----------------|-------------|---------------|---------------|-----------------|----------|
|-------------|----------------|-------------|---------------|---------------|-----------------|----------|

SloanStone® Electronic Lavatory Sink (ELS Series)

The ELS Series is a solid surface deck with integrated solid surface bowls. Pairs great with Sloan faucets and soap dispensers.

| | | | | | | |
|---|-----------|--|----------|----------|---|---|
| — | ELS-41000 | One-Station Lavatory Deck, Less faucet | 1,382.12 | 898.38 | — | — |
| — | ELS-42000 | Two-Station Lavatory Deck, Less faucet | 2,758.08 | 1,792.75 | — | — |
| — | ELS-43000 | Three-Station Lavatory Deck, Less faucet | 4,039.00 | 2,625.35 | — | — |
| — | ELS-44000 | Four-Station Lavatory Deck, Less faucet | 5,595.72 | 3,637.22 | — | — |
| — | ELS-62000 | Two-Station Lavatory Deck, Less Faucet | 2,545.92 | 1,654.85 | — | — |
| — | ELS-63000 | Three-Station Lavatory Deck, Less Faucet | 3,782.28 | 2,458.48 | — | — |
| — | ELS-72000 | Two-Station Lavatory Deck, Less faucet | 2,652.00 | 1,723.80 | — | — |
| — | ELS-73000 | Three-Station Lavatory Deck, Less faucet | 3,932.92 | 2,556.40 | — | — |

ELS Options

| | | | | | | |
|-----------------------------|---|--|--------|--------|---|---|
| JVC (40000 Series Only) | Juvenile Height | | | | — | — |
| FM (40000 Series Only) | Floor Mount | | 360.88 | 234.57 | — | — |
| FC (62000/62050/72000 Only) | Manual Soap Dispenser with Lid Mounted Fill Cap | | 228.80 | 148.72 | — | — |
| FC (63000/63050/73000 Only) | Manual Soap Dispenser with Lid Mounted Fill Cap | | 426.40 | 277.16 | — | — |

Bio Deck Sink

The Bio-Deck Sink pricing below is for the sink deck only. This sink is offered in 4 different colors. Pairs great with Sloan faucets and soap dispensers.

| | | | | | | |
|---|-----------|---|----------|----------|---|---|
| — | ELB 51000 | One-Station sink with brackets, Less faucet | 1,843.21 | 1,198.09 | — | — |
| — | ELB-52000 | Two-Station sink with brackets, Less faucet | 3,121.29 | 2,028.84 | — | — |

Optima® Sensor-Activated Hand Washing Sinks

Includes stainless steel hand washing sink, Sloan Optima® sensor-activated faucet, 24 VAC plug-in transformer, strainer, p-trap and z-bar mounting clip. Furnished with 2.2 gpm (8.3 Lpm) laminar spray head.

| | | | | | | |
|---------|--------------|-------------------------------|----------|----------|-------|--------------|
| 3850045 | EHS-1080 | Includes ETF-80 faucet | 3,462.24 | 2,250.46 | 72.00 | 671254146815 |
| 3850046 | EHS-1080-BDT | Includes ETF-80 faucet, (13) | 3,723.41 | 2,420.21 | 72.00 | 671254146822 |
| 3850047 | EHS-1080-ADM | Includes ETF-80 faucet, (11) | 3,723.41 | 2,420.21 | 72.00 | 671254146839 |
| 3850049 | EHS-1600 | Includes ETF-600 faucet | 3,440.15 | 2,236.10 | 72.00 | 671254217119 |
| 3850050 | EHS-1600-BDT | Includes ETF-600 faucet, (13) | 3,701.38 | 2,405.91 | 72.00 | 671254217126 |
| 3850051 | EHS-1600-ADM | Includes ETF-600 faucet, (11) | 3,701.38 | 2,405.91 | 72.00 | 671254217133 |
| 3850036 | EHS-1660 | Includes ETF-660 faucet | 3,462.24 | 2,250.46 | 72.00 | 671254146730 |
| 3850037 | EHS-1660-BDT | Includes ETF-660 faucet, (13) | 3,723.41 | 2,420.21 | 72.00 | 671254146747 |
| 3850038 | EHS-1660-ADM | Includes ETF-660 faucet, (11) | 3,723.41 | 2,420.21 | 72.00 | 671254146754 |
| 3850053 | EHS-1700 | Includes ETF-700 faucet, | 3,462.24 | 2,250.46 | 72.00 | 671254146853 |
| 3850054 | EHS-1700-BDT | Includes ETF-700 faucet, (13) | 3,723.41 | 2,420.21 | 72.00 | 671254146860 |
| 3850055 | EHS-1700-ADM | Includes ETF-700 faucet, (11) | 3,723.41 | 2,420.21 | 72.00 | 671254146877 |
| 3850041 | EHS-1770 | Includes ETF-770 faucet | 3,301.13 | 2,145.75 | 72.00 | 671254146778 |
| 3850042 | EHS-1770-BDT | Includes ETF-770 faucet, (13) | 3,661.49 | 2,379.98 | 72.00 | 671254146785 |
| 3850043 | EHS-1770-ADM | Includes ETF-770 faucet, (11) | 3,661.49 | 2,379.98 | 72.00 | 671254146792 |
| 3850061 | EHS-1750 | Includes ETF-750 faucet | 3,630.69 | 2,359.96 | 72.00 | 671254217072 |
| 3850062 | EHS-1750-BDT | Includes ETF-750 faucet, (13) | 3,891.91 | 2,529.74 | 72.00 | 671254217089 |
| 3850063 | EHS-1750-ADM | Includes ETF-750 faucet, (11) | 3,891.91 | 2,529.74 | 72.00 | 671254217096 |



ELS-62000



EHS-1080

**Contact Your Local Sloan Representative

(1) Bak Chek (2) Box Transformer "B" (3) Plug-In Transformer "P" (4) Less Transformer "LT" (5) 0.5 gpm/1.9 Lpm Multi-Lam Spray Head (6) 2.2 gpm/8.3 Lpm Laminar Spray Head (7) Surgical Bend Spout "S" (8) Shower Head Spray 2.2 gpm/8.3 Lpm "H" (9) 4" Trim Plate (10) 8" Trim Plate (11) Above Deck Mixing Valve – MIX-110-AA Trim Plate "ADM" (12) Below Deck Mixing Valve – MIX-60-A "BDM" (13) Below Deck Thermostatic Mixing Valve – MIX-135-A "BDT" (14) Integral Temperature Control Spout Mixer "ISM" (15) Drain Pop Up "DPU" (16) Optima i.q.®-cliq button "IC" (17) 1.5 gpm/5.7 Lpm Aerator (18) 2.2 gpm/8.3 Lpm Aerated Spray Head (19) Above Deck Thermostatic Mixing Valve – MIX-139 "ADT"

| Code Number | Product Number | Description | List Price \$ | MAPP Price \$ | Est. Wt. (lbs.) | UPC Code |
|---|----------------|--|---------------|---------------|-----------------|--------------|
| Optima® Single Station Sensor-Activated Scrub Sinks | | | | | | |
| Include scrub sink, Sloan Optima® sensor-activated deck mounted surgical bend faucet with flow controlling spray head (laminar or shower spray), self-adaptive sensor, 24 VAC plug-in transformer, beehive strainers, P-trap and Z-bar mounting clip. | | | | | | |
| 3850004 | ESS-2100-C | Optima® Sensor Scrub Sinks – (6) | 10,833.42 | 7,041.71 | 80.00 | 671254136557 |
| 3850005 | ESS-2100-H | Optima® Sensor Scrub Sinks – (8) | 10,833.42 | 7,041.71 | 80.00 | 671254136564 |
| 3850006 | ESS-2100-C-BDT | Optima® Sensor Scrub Sinks – (6), (13) | 11,636.87 | 7,563.95 | 80.00 | 671254136571 |
| 3850007 | ESS-2100-H-BDT | Optima® Sensor Scrub Sinks – (8), (13) | 11,636.87 | 7,563.95 | 80.00 | 671254136588 |
| 3850008 | ESS-2100-C-ADM | Optima® Sensor Scrub Sinks – (6), (11) | 11,094.64 | 7,211.52 | 80.00 | 671254136595 |
| 3850009 | ESS-2100-H-ADM | Optima® Sensor Scrub Sinks – (8), (11) | 11,094.64 | 7,211.52 | 80.00 | 671254136601 |

| | | | | | | |
|---|----------------|--|-----------|----------|--------|--------------|
| Optima® Double-Station Sensor-Activated Scrub Sinks | | | | | | |
| Include scrub sink, two Sloan Optima® sensor-activated deck mounted surgical bend faucets with flow controlling spray head (laminar or shower spray), self-adaptive sensor, two 24 VAC plug-in transformers, beehive strainers, P-trap and Z-bar mounting clip. | | | | | | |
| 3850016 | ESS-2200-C | Optima® Sensor Scrub Sinks – (6) | 14,351.60 | 9,328.54 | 262.00 | 671254136670 |
| 3850017 | ESS-2200-H | Optima® Sensor Scrub Sinks – (8) | 14,351.60 | 9,328.54 | 262.00 | 671254136687 |
| 3850018 | ESS-2200-C-BDT | Optima® Sensor Scrub Sinks – (6), (13) | 14,849.47 | 9,652.14 | 262.00 | 671254136694 |
| 3850019 | ESS-2200-H-BDT | Optima® Sensor Scrub Sinks – (8), (13) | 14,849.47 | 9,652.14 | 262.00 | 671254136700 |
| 3850020 | ESS-2200-C-ADM | Optima® Sensor Scrub Sinks – (6), (11) | 14,874.30 | 9,668.30 | 262.00 | 671254136717 |
| 3850021 | ESS-2200-H-ADM | Optima® Sensor Scrub Sinks – (8), (11) | 14,874.30 | 9,668.30 | 262.00 | 671254136724 |

| | | | | | | |
|---|----------------|--|-----------|-----------|--------|--------------|
| Optima® Triple-Station Sensor-Activated Scrub Sinks | | | | | | |
| Include scrub sink, two Sloan Optima® sensor-activated deck mounted surgical bend faucets with flow controlling spray head (laminar or shower spray), self-adaptive sensor, two 24 VAC plug-in transformers, beehive strainers, P-trap and Z-bar mounting clip. | | | | | | |
| 3850028 | ESS-2300-C | Optima® Sensor Scrub Sinks – (6) | 18,353.06 | 11,929.48 | 303.00 | 671254136793 |
| 3850029 | ESS-2300-H | Optima® Sensor Scrub Sinks – (8) | 18,353.06 | 11,929.48 | 303.00 | 671254136809 |
| 3850030 | ESS-2300-C-BDT | Optima® Sensor Scrub Sinks – (6), (13) | 19,000.25 | 12,350.16 | 303.00 | 671254136816 |
| 3850031 | ESS-2300-H-BDT | Optima® Sensor Scrub Sinks – (8), (13) | 19,000.25 | 12,350.16 | 303.00 | 671254136823 |
| 3850032 | ESS-2300-C-ADM | Optima® Sensor Scrub Sinks – (6), (11) | 19,136.99 | 12,439.05 | 303.00 | 671254136830 |
| 3850033 | ESS-2300-H-ADM | Optima® Sensor Scrub Sinks – (8), (11) | 19,136.99 | 12,439.05 | 303.00 | 671254136847 |

| | | | | | | |
|--|----------------|--|-----------|-----------|--------|--------------|
| Optima® Deluxe Single-Station Sensor-Activated Scrub Sinks | | | | | | |
| Includes scrub sink, Sloan Optima® sensor-activated deck mounted surgical bend faucet with flow controlling spray head (laminar or shower spray), self-adaptive sensor, knee activated soap dispenser, 24 VAC plug-in transformer, beehive strainer, P-trap and Z-bar mounting clip. | | | | | | |
| 3850201 | ESS-3100-C | Optima® Sensor Scrub Sinks – (6) | 15,653.89 | 10,175.04 | 299.00 | 671254250567 |
| 3850202 | ESS-3100-H | Optima® Sensor Scrub Sinks – (8) | 15,653.89 | 10,175.04 | 299.00 | 671254250574 |
| 3850203 | ESS-3100-C-BDT | Optima® Sensor Scrub Sinks – (6), (13) | 15,992.17 | 10,394.90 | 299.00 | 671254250581 |
| 3850204 | ESS-3100-H-BDT | Optima® Sensor Scrub Sinks – (8), (13) | 15,992.17 | 10,394.90 | 299.00 | 671254250598 |
| 3850205 | ESS-3100-C-ADM | Optima® Sensor Scrub Sinks – (6), (11) | 15,901.44 | 10,335.94 | 299.00 | 671254250604 |
| 3850206 | ESS-3100-H-ADM | Optima® Sensor Scrub Sinks – (8), (11) | 17,231.73 | 11,200.64 | 299.00 | 671254250611 |



ESS-2100-C



ESS-2200-H



ESS-2300



ESS-3100

**Contact Your Local Sloan Representative

(1) Bak Chek (2) Box Transformer "B" (3) Plug-In Transformer "P" (4) Less Transformer "LT" (5) 0.5 gpm/1.9 Lpm Multi-Lam Spray Head (6) 2.2 gpm/8.3 Lpm Lamina Spray Head (7) Surgical Bend Spout "S" (8) Shower Head Spray 2.2 gpm/8.3 Lpm "H" (9) 4" Trim Plate (10) 8" Trim Plate (11) Above Deck Mixing Valve – MIX-110-AA Trim Plate "ADM" (12) Below Deck Mixing Valve – MIX-60-A "BDM" (13) Below Deck Thermostatic Mixing Valve – MIX-135-A "BDT" (14) Integral Temperature Control Spout Mixer "ISM" (15) Drain Pop Up "DPU" (16) Optima i.q.®-cliq button "IC" (17) 1.5 gpm/5.7 Lpm Aerator (18) 2.2 gpm/8.3 Lpm Aerated Spray Head (19) Above Deck Thermostatic Mixing Valve – MIX-139 "ADT"

| Code Number | Product Number | Description | List Price \$ | MAPP Price \$ | Est. Wt. (lbs.) | UPC Code |
|-------------|----------------|-------------|---------------|---------------|-----------------|----------|
|-------------|----------------|-------------|---------------|---------------|-----------------|----------|

Optima® Deluxe Double-Station Sensor-Activated Scrub Sinks

Includes scrub sink, two Sloan Optima® sensor-activated deck mounted surgical bend faucets with flow controlling spray head (laminar or shower spray), self-adaptive sensors, knee activated soap dispenser, two (2) 24 VAC plug-in transformers, beehive strainer, P-trap and Z-bar mounting clip.

| | | | | | | |
|---------|----------------|--|-----------|-----------|--------|--------------|
| 3850211 | ESS-3200-C | Optima® Sensor Scrub Sinks – (6) | 20,902.45 | 13,586.59 | 340.00 | 671254250437 |
| 3850212 | ESS-3200-H | Optima® Sensor Scrub Sinks – (8) | | | 340.00 | — |
| 3850213 | ESS-3200-C-BDT | Optima® Sensor Scrub Sinks – (6), (13) | 21,600.80 | 14,040.52 | 340.00 | 671254250451 |
| 3850214 | ESS-3200-H-BDT | Optima® Sensor Scrub Sinks – (8), (13) | 21,600.80 | 14,040.52 | 340.00 | 671254250468 |
| 3850215 | ESS-3200-C-ADM | Optima® Sensor Scrub Sinks – (6), (11) | 21,712.89 | 14,113.39 | 340.00 | 671254250475 |
| 3850216 | ESS-3200-H-ADM | Optima® Sensor Scrub Sinks – (8), (11) | 21,712.89 | 14,113.39 | 358.00 | 671254250482 |

Optima® Deluxe Triple-Station Sensor-Activated Scrub Sinks

Includes scrub sink, three Sloan Optima® sensor-activated deck mounted surgical bend faucets with flow controlling spray head (laminar or shower spray), self-adaptive sensors, knee activated soap dispenser, three (3) 24 VAC plug-in transformer, beehive strainer, P-trap and Z-bar mounting clip.

| | | | | | | |
|---------|----------------|--|-----------|-----------|--------|--------------|
| 3850221 | ESS-3300-C | Optima® Sensor Scrub Sinks – (6) | 25,968.13 | 16,879.30 | 390.00 | 671254250727 |
| 3850222 | ESS-3300-H | Optima® Sensor Scrub Sinks – (8) | 25,968.13 | 16,879.30 | 390.00 | — |
| 3850223 | ESS-3300-C-BDT | Optima® Sensor Scrub Sinks – (6), (13) | 26,666.12 | 17,332.97 | 390.00 | 671254250758 |
| 3850224 | ESS-3300-H-BDT | Optima® Sensor Scrub Sinks – (8), (13) | 26,666.12 | 17,332.97 | 390.00 | 671254250765 |
| 3850225 | ESS-3300-C-ADM | Optima® Sensor Scrub Sinks – (6), (11) | 27,182.95 | 17,668.92 | 390.00 | 671254250772 |
| 3850226 | ESS-3300-H-ADM | Optima® Sensor Scrub Sinks – (8), (11) | | | — | — |
| 3850227 | ESS-3300-C-ADT | Optima® Sensor Scrub Sinks – (6), (19) | | | — | — |
| 3850228 | ESS-3300-H-ADT | Optima® Sensor Scrub Sinks – (8), (19) | | | — | — |



ESS-3200

**Contact Your Local Sloan Representative

(1) Bak Chek (2) Box Transformer "B" (3) Plug-In Transformer "P" (4) Less Transformer "LT" (5) 0.5 gpm/1.9 Lpm Multi-Lam Spray Head (6) 2.2 gpm/8.3 Lpm Laminar Spray Head (7) Surgical Bend Spout "S" (8) Shower Head Spray 2.2 gpm/8.3 Lpm "H" (9) 4" Trim Plate (10) 8" Trim Plate (11) Above Deck Mixing Valve – MIX-110-AA Trim Plate "ADM" (12) Below Deck Mixing Valve – MIX-60-A "BDM" (13) Below Deck Thermostatic Mixing Valve – MIX-135-A "BDT" (14) Integral Temperature Control Spout Mixer "ISM" (15) Drain Pop Up "DPU" (16) Optima i.q.®-cliq button "IC" (17) 1.5 gpm/5.7 Lpm Aerator (18) 2.2 gpm/8.3 Lpm Aerated Spray Head (19) Above Deck Thermostatic Mixing Valve – MIX-139 "ADT"

This page intentionally left blank.

| Code Number | Product Number | Description | List Price \$ | MAPP Price \$ | Est. Wt. (lbs.) | UPC Code |
|--|----------------|------------------------------|---------------|---------------|-----------------|--------------|
| UPPERCUT® Exposed Dual-Flush Water Closet flushometers | | | | | | |
| Premium flushometer PERMEX® synthetic rubber diaphragm w/dual-filtered fixed by-pass diaphragm, ADA antimicrobial handle with triple seal packaging, vandal resistant stop cap, vacuum breaker flush connection & sweat kit with cast set screw wall flange as standard. Non-hold-open, no external volume adjustment. Fixed volume accuracy w/CID technology. Lifting handle UP initiates reduced flush (1.1 gpf/4.2 Lpf), eliminating liquid and paper waste, pushing handle DOWN initiates full flush (1.6 gpf/6.0 Lpf), eliminating solid waste and paper waste. | | | | | | |
| 3720000 | WES-111 | 11-1/2" Rough In | 237.00 | 154.05 | 7.50 | 671254315327 |
| 3720200 | WES-113 | 16" Rough In | 243.50 | 158.28 | 7.70 | 671254345768 |
| 3729500 | WES-114 | 34-1/2" Rough In | 269.70 | 175.31 | 9.20 | 671254348813 |
| 3720300 | WES-115 | 24" Rough In | 256.40 | 166.66 | 9.00 | 671254315334 |
| 3720400 | WES-116 | 27" Rough In | 258.35 | 167.93 | 8.90 | 671254349131 |
| 3720330 | WES-120 | 11-1/2" Rough In, Back Inlet | 300.40 | 195.26 | 7.90 | 671254371477 |

Royal® Exposed Water Closet flushometers

Premium flushometer includes dual-filtered fixed by-pass diaphragm, ADA handle with triple seal packaging, vandal resistant stop cap, vacuum breaker flush connection & sweat kit with cast set screw wall flange as standard. Non-hold-open, no external volume adjustment. Fixed volume accuracy w/CID technology.

| | | | | | | |
|---------|------------------|------------------|--------|--------|------|--------------|
| 3910002 | ROYAL 100 | 11-1/2" Rough In | 211.60 | 137.54 | 7.50 | 671254061170 |
| 3910100 | ROYAL 100 H | 11-1/2" Rough In | 267.95 | 174.17 | 7.50 | 671254218550 |
| 3910165 | ROYAL 100 HL3 | 11-1/2" Rough In | 289.40 | 188.11 | 7.50 | 671254209398 |
| 3910017 | ROYAL 100-1.6 | 11-1/2" Rough In | 211.60 | 137.54 | 7.30 | 671254061200 |
| 3010100 | ROYAL 110 3.5 | 11-1/2" Rough In | 211.60 | 137.54 | 7.30 | 671254018167 |
| 3010128 | ROYAL 110 H | 11-1/2" Rough In | 267.95 | 174.17 | 7.70 | 671254018365 |
| 3010130 | ROYAL 110 HL3 | 11-1/2" Rough In | 289.50 | 188.18 | 8.50 | 671254018389 |
| 3010131 | ROYAL 110 HL3 YO | 11-1/2" Rough In | 289.50 | 188.18 | 8.50 | 671254018396 |
| 3010120 | ROYAL 110 SG | 11-1/2" Rough In | 296.25 | 192.56 | 7.09 | 671254339835 |
| 3010107 | ROYAL 110 YG | 11-1/2" Rough In | 259.30 | 168.55 | 7.30 | 671254018204 |
| 3010109 | ROYAL 110 YO | 11-1/2" Rough In | 211.60 | 137.54 | 7.30 | 671254018228 |
| 3010000 | ROYAL 111 1.6 | 11-1/2" Rough In | 211.60 | 137.54 | 7.30 | 671254046191 |
| 3910168 | ROYAL 111-1.28 | 11-1/2" Rough In | 211.60 | 137.54 | 7.30 | 671254209794 |
| 3010028 | ROYAL 111 H | 11-1/2" Rough In | 267.95 | 174.17 | 7.70 | 671254018075 |
| 3010030 | ROYAL 111 HL3 | 11-1/2" Rough In | 248.45 | 161.49 | 8.50 | 671254018082 |
| 3010031 | ROYAL 111 HL3 YO | 11-1/2" Rough In | 289.50 | 188.18 | 8.50 | 671254018099 |
| 3010025 | ROYAL 111 SG | 11-1/2" Rough In | 254.30 | 165.30 | 7.20 | 671254339743 |
| 3910051 | ROYAL 111 SG TP | 11-1/2" Rough In | 367.50 | 238.88 | 7.65 | 671254348035 |
| 3010007 | ROYAL 111 YG | 11-1/2" Rough In | 222.55 | 144.66 | 7.30 | 671254017979 |
| 3010009 | ROYAL 111 YO | 11-1/2" Rough In | 211.60 | 137.54 | 7.30 | 671254017986 |
| 3010246 | ROYAL 112 | 11-1/2" Rough In | 226.75 | 147.39 | 8.30 | 671254131811 |
| 3910243 | ROYAL 112 XD | 11-1/2" Rough In | 202.35 | 131.53 | 6.00 | 671254134799 |
| 3910235 | ROYAL 112-1.6 | 11-1/2" Rough In | 226.75 | 147.39 | 8.30 | 671254142787 |
| 3910244 | ROYAL 112-1.6 XD | 11-1/2" Rough In | 202.35 | 131.53 | 6.40 | 671254134805 |
| 3010200 | ROYAL 113 | 16" Rough In | 216.70 | 140.86 | 8.10 | 671254018631 |
| 3910270 | ROYAL 113-1.6 | 16" Rough In | 216.70 | 140.86 | 8.10 | 671254062238 |
| 3910250 | ROYAL 113-1.28 | 16" Rough In | 216.70 | 140.86 | 7.30 | 671254219724 |
| 3019500 | ROYAL 114 | 34-1/2" Rough In | 240.70 | 156.46 | 9.80 | 671254034280 |
| 3019526 | ROYAL 114-1.6 | 34-1/2" Rough In | 240.70 | 156.46 | 9.80 | 671254114340 |
| 3010300 | ROYAL 115 | 24" Rough In | 226.75 | 147.39 | 8.80 | 671254018938 |



WES-111



WES-115



ROYAL 113



ROYAL 111

**Contact Your Local Sloan Representative

Pricing subject to change without notice. For most current pricing, refer to online price sheets at www.sloan.com

| Code Number | Product Number | Description | List Price \$ | MAPP Price \$ | Est. Wt. (lbs.) | UPC Code |
|-------------|------------------|------------------------------|---------------|---------------|-----------------|--------------|
| 3010330 | ROYAL 115 HL3 | 24" Rough In | 307.30 | 199.75 | 9.20 | 671254019126 |
| 3010313 | ROYAL 115 SG | 24" Rough In | 313.00 | 203.45 | 8.21 | 671254339903 |
| 3010326 | ROYAL 115-1.6 | 24" Rough In | 226.75 | 147.39 | 8.80 | 671254019089 |
| 3910336 | ROYAL 115-1.6 SG | 24" Rough In | 313.00 | 203.45 | 8.20 | 671254339927 |
| 3910335 | ROYAL 115-1.28 | 24" Rough In | 226.75 | 147.39 | 8.33 | 671254219731 |
| 3010400 | ROYAL 116 | 27" Rough In | 230.60 | 149.89 | 8.70 | 671254019270 |
| 3010426 | ROYAL 116-1.6 | 27" Rough In | 230.60 | 149.89 | 8.70 | 671254117778 |
| 3010455 | ROYAL 116-1.28 | 27" Rough In | 230.60 | 149.89 | 8.70 | 671254383425 |
| 3010800 | ROYAL 120 | 11-1/2" Rough In, Back Inlet | 230.15 | 149.60 | 8.80 | 671254020139 |
| 3010802 | ROYAL 120 U | 11-1/2" Rough In, Back Inlet | 268.15 | 174.30 | 8.60 | 671254020146 |
| 3010807 | ROYAL 120 YG | 11-1/2" Rough In, Back Inlet | 281.00 | 182.65 | 8.70 | 671254020160 |
| 3010809 | ROYAL 120 YO | 11-1/2" Rough In, Back Inlet | 268.15 | 174.30 | 8.70 | 671254020177 |
| 3010826 | ROYAL 120-1.6 | 11-1/2" Rough In, Back Inlet | 230.15 | 149.60 | 8.80 | 671254112414 |
| 3010900 | ROYAL 121 | 16" Rough In, Back Inlet | 235.25 | 152.91 | 9.10 | 671254020429 |
| 3011000 | ROYAL 122 | 24" Rough In, Back Inlet | 286.00 | 185.90 | 9.80 | 671254020597 |
| 3011026 | ROYAL 122-1.6 | 24" Rough In, Back Inlet | 245.50 | 159.58 | 8.10 | 671254214347 |

Royal® Exposed Urinal flushometers

Premium flushometer includes dual-filtered fixed by-pass diaphragm, ADA handle with triple seal packaging, vandal resistant stop cap, vacuum breaker flush connection & sweat kit with cast set screw wall flange as standard. Non-hold-open, no external volume adjustment. Fixed volume accuracy w/CID technology.

| | | | | | | |
|---------|------------------|------------------|--------|--------|------|--------------|
| 3012428 | ROYAL 180 H | 11-1/2" Rough In | 267.95 | 174.17 | 7.60 | 671254205109 |
| 3012415 | ROYAL 180 SG | 11-1/2" Rough In | 296.25 | 192.56 | 7.01 | 671254339880 |
| 3012401 | ROYAL 180 T | 11-1/2" Rough In | 211.60 | 137.54 | 7.50 | 671254024939 |
| 3012400 | ROYAL 180 3.5 | 11-1/2" Rough In | 211.60 | 137.54 | 7.50 | 671254024922 |
| 3012426 | ROYAL 180-1.5 | 11-1/2" Rough In | 211.60 | 137.54 | 7.50 | 671254109247 |
| 3912455 | ROYAL 180-1.5 SG | 11-1/2" Rough In | 296.25 | 192.56 | 7.10 | 671254339897 |
| 3012436 | ROYAL 180-1 | 11-1/2" Rough In | 211.60 | 137.54 | 7.40 | 671254117266 |
| 3912430 | ROYAL 180-1 SG | 11-1/2" Rough In | 296.25 | 192.56 | 7.07 | 671254339873 |
| 3012500 | ROYAL 181 | 15" Rough In | 215.35 | 139.98 | 7.60 | 671254025172 |
| 3012600 | ROYAL 186 | 11-1/2" Rough In | 211.60 | 137.54 | 7.40 | 671254025332 |
| 3012628 | ROYAL 186 H | 11-1/2" Rough In | 267.95 | 174.17 | 8.90 | 671254025448 |
| 3012610 | ROYAL 186 SG | 11-1/2" Rough In | 296.25 | 192.56 | 7.00 | 671254339842 |
| 3012602 | ROYAL 186 U | 11-1/2" Rough In | 246.55 | 160.26 | 9.00 | 671254025356 |
| 3012636 | ROYAL 186-1 | 11-1/2" Rough In | 211.60 | 137.54 | 7.40 | 671254116139 |
| 3912665 | ROYAL 186-1 H | 11-1/2" Rough In | 267.95 | 174.17 | 8.90 | 671254128767 |
| 3912663 | ROYAL 186-1 HL3 | 11-1/2" Rough In | 289.50 | 188.18 | 9.90 | 671254048324 |
| 3912635 | ROYAL 186-1 SG | 11-1/2" Rough In | 254.30 | 165.30 | 6.90 | 671254339859 |
| 3912697 | ROYAL 186-0.5 | 11-1/2" Rough In | 211.60 | 137.54 | 6.90 | 671254130579 |
| 3912629 | ROYAL 186-0.5 SG | 11-1/2" Rough In | 254.30 | 165.30 | 6.90 | 671254339866 |
| 3912648 | ROYAL 186-0.25 | 11-1/2" Rough In | 211.60 | 137.54 | 7.40 | 671254346741 |
| 3912633 | ROYAL 186-0.125 | 11-1/2" Rough In | 211.60 | 137.54 | 7.40 | 671254345744 |
| 3912504 | ROYAL 188 XD | 11-1/2" Rough In | 202.35 | 131.53 | 5.70 | 671254144118 |



ROYAL 115



ROYAL 120



ROYAL 180



ROYAL 186

**Contact Your Local Sloan Representative

Pricing subject to change without notice. For most current pricing, refer to online price sheets at www.sloan.com

| Code Number | Product Number | Description | List Price \$ | MAPP Price \$ | Est. Wt. (lbs.) | UPC Code |
|---|-----------------------|------------------|---------------|---------------|-----------------|--------------|
| Royal Reclaimed Water Flushometers | | | | | | |
| Premium flushometer designed for reclaimed water. Features new upgraded sweat solder kit, premium dual bypass diaphragm and wall sign. Purple parts help communicate use of reclaimed water. Purple handle optional (PH). | | | | | | |
| 3010080 | Royal 111-1.28 RW | 11-1/2" Rough In | 232.75 | 151.29 | 7.30 | 671254428324 |
| 3010082 | Royal 111-1.28 RW PH | 11-1/2" Rough In | 237.05 | 154.08 | 7.30 | 671254428331 |
| 3012672 | Royal 186-0.125 RW | 11-1/2" Rough In | 232.75 | 151.29 | 7.30 | 671254428416 |
| 3012678 | Royal 186-0.125 RW PH | 11-1/2" Rough In | 232.75 | 151.29 | 7.30 | 671254433502 |
| 3012671 | Royal 186-0.25 RW | 11-1/2" Rough In | 232.75 | 151.29 | 7.30 | 671254428409 |
| 3012677 | Royal 186-0.25 RW PH | 11-1/2" Rough In | 232.75 | 151.29 | 7.30 | 671254433496 |
| 3012670 | Royal 186-0.5 RW | 11-1/2" Rough In | 232.75 | 151.29 | 7.30 | 671254428393 |
| 3012676 | Royal 186-0.5 RW PH | 11-1/2" Rough In | 237.05 | 154.08 | 7.30 | 671254433472 |

Royal® Service Sink flushometers (6.5 gpf cycle)

Premium flushometer includes dual-filtered fixed by-pass diaphragm, ADA handle with triple seal packaging, vandal resistant stop cap, vacuum breaker flush connection & sweat kit with cast set screw wall flange as standard. Non-hold-open, no external volume adjustment. Fixed volume accuracy w/CID technology.

| | | | | | | |
|---------|----------------|---------------|--------|--------|------|--------------|
| 3010500 | ROYAL 117 | | 226.75 | 147.39 | 8.70 | 671254019515 |
| 3010528 | ROYAL 117 H | | 245.20 | 159.38 | 9.00 | 671254019669 |
| 3010532 | ROYAL 117 HO | 1" Offset | 282.15 | 183.40 | 9.00 | 671254019690 |
| 3010533 | ROYAL 117 HO | 1-1/2" Offset | 282.15 | 183.40 | 9.20 | 671254019706 |
| 3010503 | ROYAL 117 O | 1" Offset | 263.75 | 171.44 | 9.00 | 671254019539 |
| 3010505 | ROYAL 117 O | 1-1/2" Offset | 263.75 | 171.44 | 9.20 | 671254019546 |
| 3010530 | ROYAL 117 HL3 | | 263.75 | 171.44 | 9.30 | 671254019683 |
| 3010525 | ROYAL 117 H SG | | 289.05 | 187.88 | 8.20 | 671254348110 |

Royal® Exposed Eastern Style Water Closet flushometers

Premium flushometer includes dual-filtered fixed by-pass diaphragm, ADA handle with triple seal packaging, vandal resistant stop cap, vacuum breaker flush connection & sweat kit with cast set screw wall flange as standard. Non-hold-open, no external volume adjustment. Fixed volume accuracy w/CID technology.

| | | | | | | |
|---------|---------------|-----------------|--------|--------|------|--------------|
| 3910156 | ROYAL 136 | | 322.65 | 209.72 | 8.60 | 671254144071 |
| 3910169 | ROYAL 136-1.6 | | 276.90 | 179.99 | 8.60 | 671254228955 |
| 3910802 | ROYAL 137 | | 281.85 | 183.20 | 8.60 | 671254122079 |
| 3910829 | ROYAL 137-2.4 | | 328.40 | 213.46 | 8.60 | 671254217874 |
| 3910808 | ROYAL 137-1.6 | | 281.85 | 183.20 | 8.60 | 671254235359 |
| 3910823 | ROYAL 137-1.6 | w/F109 40" BEND | 289.35 | 188.08 | 9.00 | 671254145986 |
| 3910825 | ROYAL 137-1.6 | w/F109 48" BEND | 354.50 | 230.43 | 9.80 | 671254146006 |

Royal® Concealed Eastern Style Water Closet flushometers

Premium flushometer includes dual-filtered fixed by-pass diaphragm, ADA handle with triple seal packaging, vandal resistant stop cap, vacuum breaker flush connection & sweat kit with cast set screw wall flange as standard. Non-hold-open, no external volume adjustment. Fixed volume accuracy w/CID technology.

| | | | | | | |
|---------|---------------|--------------|--------|--------|-------|--------------|
| 3911905 | ROYAL 139 | 6-3/4" LDIM | 321.05 | 208.68 | 8.50 | 671254223103 |
| 3911874 | ROYAL 139 | 8-3/4" LDIM | 387.45 | 251.84 | 9.00 | 671254209619 |
| 3911906 | ROYAL 139 | 10-3/4" LDIM | 400.80 | 260.52 | 10.20 | 671254223110 |
| 3911824 | ROYAL 139-2.4 | 5-3/4" LDIM | 367.45 | 238.84 | 7.50 | 671254147201 |
| 3911921 | ROYAL 139-1.6 | 3-3/4" LDIM | 354.05 | 230.13 | 9.00 | 671254232983 |



ROYAL 117



ROYAL 136



ROYAL 137



ROYAL 139

**Contact Your Local Sloan Representative

Pricing subject to change without notice. For most current pricing, refer to online price sheets at www.sloan.com

| Code Number | Product Number | Description | List Price \$ | MAPP Price \$ | Est. Wt. (lbs.) | UPC Code |
|--|----------------|--------------|---------------|---------------|-----------------|--------------|
| Royal® Concealed Water Closet flushometers | | | | | | |
| Premium flushometer includes dual-filtered fixed by-pass diaphragm, ADA handle with triple seal packaging, vandal resistant stop cap, vacuum breaker flush connection & sweat kit with cast set screw wall flange as standard. Non-hold-open, no external volume adjustment. Fixed volume Accuracy w/CID technology. | | | | | | |
| 3011110 | ROYAL 140 | 3-3/4" LDIM | 309.95 | 201.47 | 10.20 | 671254020733 |
| 3011120 | ROYAL 140 | 4-3/4" LDIM | 367.85 | 239.10 | 10.50 | 671254020795 |
| 3011140 | ROYAL 140 | 6-3/4" LDIM | 327.20 | 212.68 | 11.20 | 671254020894 |
| 3011150 | ROYAL 140 | 7-3/4" LDIM | 387.90 | 252.14 | 11.60 | 671254020955 |
| 3011160 | ROYAL 140 | 8-3/4" LDIM | 338.75 | 220.19 | 11.90 | 671254021013 |
| 3011180 | ROYAL 140 | 10-3/4" LDIM | 350.15 | 227.60 | 12.50 | 671254021129 |
| 3011190 | ROYAL 140 | 11-3/4" LDIM | 414.65 | 269.52 | 12.90 | 671254021181 |
| 3911112 | ROYAL 140-1.6 | 2-3/4" LDIM | 354.50 | 230.43 | 10.00 | 671254129672 |
| 3911121 | ROYAL 140-1.6 | 10-3/4" LDIM | 350.15 | 227.60 | 12.50 | 671254147997 |
| 3911148 | ROYAL 140-1.28 | 10-3/4" LDIM | 355.90 | 231.34 | 10.00 | 671254368408 |
| 3011200 | ROYAL 142 | 2-3/4" LDIM | 353.50 | 229.78 | 10.00 | 671254212732 |
| 3011210 | ROYAL 142 | 3-3/4" LDIM | 418.60 | 272.09 | 10.50 | 671254021228 |
| 3011220 | ROYAL 142 | 4-3/4" LDIM | 425.25 | 276.41 | 11.70 | 671254021280 |
| 3011240 | ROYAL 142 | 6-3/4" LDIM | 438.60 | 285.09 | 12.00 | 671254021372 |
| 3011250 | ROYAL 142 | 7-3/4" LDIM | 445.35 | 289.48 | 12.50 | 671254021433 |
| 3011260 | ROYAL 142 | 8-3/4" LDIM | 452.00 | 293.80 | 12.50 | 671254021495 |
| 3011280 | ROYAL 142 | 10-3/4" LDIM | 465.35 | 302.48 | 13.00 | 671254021600 |
| 3911201 | ROYAL 142-1.6 | 3-3/4" LDIM | 418.60 | 272.09 | 10.50 | 671254112407 |
| 3911205 | ROYAL 142-1.6 | 4-3/4" LDIM | 425.25 | 276.41 | 11.70 | 671254113992 |
| 3911344 | ROYAL 142-1.6 | 6-3/4" LDIM | 438.60 | 285.09 | 12.00 | 671254065079 |
| 3911202 | ROYAL 142-1.6 | 8-3/4" LDIM | 452.00 | 293.80 | 12.50 | 671254112391 |
| 3911228 | ROYAL 142-1.6 | 9-3/4" LDIM | 458.70 | 298.16 | 12.70 | 671254147089 |
| 3911203 | ROYAL 142-1.6 | 10-3/4" LDIM | 399.40 | 259.61 | 13.00 | 671254112421 |
| 3911248 | ROYAL 142-1.28 | 5-3/4" LDIM | 431.95 | 280.77 | 10.50 | 671254401754 |
| 3011300 | ROYAL 143 | 2-3/4" LDIM | 268.95 | 174.82 | 9.50 | 671254021709 |
| 3011310 | ROYAL 143 | 3-3/4" LDIM | 274.70 | 178.56 | 9.50 | 671254021716 |
| 3011320 | ROYAL 143 | 4-3/4" LDIM | 326.70 | 212.36 | 10.00 | 671254021778 |
| 3011330 | ROYAL 143 | 5-3/4" LDIM | 333.40 | 216.71 | 10.50 | 671254021839 |
| 3011340 | ROYAL 143 | 6-3/4" LDIM | 291.90 | 189.74 | 11.00 | 671254021891 |
| 3011350 | ROYAL 143 | 7-3/4" LDIM | 346.80 | 225.42 | 11.40 | 671254021952 |
| 3011360 | ROYAL 143 | 8-3/4" LDIM | 303.35 | 197.18 | 11.70 | 671254022010 |
| 3011370 | ROYAL 143 | 9-3/4" LDIM | 360.15 | 234.10 | 12.20 | 671254022072 |
| 3011380 | ROYAL 143 | 10-3/4" LDIM | 314.85 | 204.65 | 12.50 | 671254022133 |
| 3011390 | ROYAL 143 | 11-3/4" LDIM | 373.50 | 242.78 | 12.90 | 671254022195 |
| 3911307 | ROYAL 143 | 12-3/4" LDIM | 380.15 | 247.10 | 13.40 | 671254078772 |
| 3911314 | ROYAL 143-1.6 | 3-3/4" LDIM | 320.05 | 208.03 | 11.5 | 671254114272 |
| 3911301 | ROYAL 143-1.6 | 4-3/4" LDIM | 326.70 | 212.36 | 10.00 | 671254112438 |
| 3911304 | ROYAL 143-1.6 | 6-3/4" LDIM | 291.90 | 189.74 | 11.00 | 671254112445 |
| 3911323 | ROYAL 143-1.6 | 7-3/4" LDIM | 346.80 | 225.42 | 11.40 | 671254201354 |
| 3910932 | ROYAL 143-1.6 | 8-3/4" LDIM | 303.35 | 197.18 | 11.70 | 671254076082 |
| 3911328 | ROYAL 143-1.6 | 9-3/4" LDIM | 360.15 | 234.10 | 12.20 | 671254208711 |
| 3811300 | ROYAL 143-1.6 | 10-3/4" LDIM | 314.85 | 204.65 | 12.50 | 671254110922 |



ROYAL 140



ROYAL 142



ROYAL 143

**Contact Your Local Sloan Representative

Pricing subject to change without notice. For most current pricing, refer to online price sheets at www.sloan.com

| Code Number | Product Number | Description | List Price \$ | MAPP Price \$ | Est. Wt. (lbs.) | UPC Code |
|-------------|----------------|--------------|---------------|---------------|-----------------|--------------|
| 3011394 | ROYAL 143-1.28 | 10-3/4" LDIM | 314.85 | 204.65 | 11.5 | 671254388611 |
| 3911463 | ROYAL 143-1.28 | 3-3/4 LDIM | 274.70 | 178.56 | 10.25 | 671254388703 |
| 3911334 | ROYAL 143-1.28 | 8-3/4 LDIM | 303.35 | 197.18 | 11.00 | 671254219748 |
| 3911462 | ROYAL 143-1.28 | 12-3/4 LDIM | 380.15 | 247.10 | 12.00 | 671254387416 |
| 3011400 | ROYAL 144 | 2-3/4" LDIM | 310.25 | 201.66 | 9.50 | 671254206601 |
| 3011410 | ROYAL 144 | 3-3/4" LDIM | 316.95 | 206.02 | 9.50 | 671254022263 |
| 3011420 | ROYAL 144 | 4-3/4" LDIM | 323.60 | 210.34 | 10.00 | 671254022324 |
| 3011440 | ROYAL 144 | 6-3/4" LDIM | 336.95 | 219.02 | 11.30 | 671254022447 |
| 3011450 | ROYAL 144 | 7-3/4" LDIM | 343.65 | 223.37 | 11.50 | 671254022508 |
| 3011460 | ROYAL 144 | 8-3/4" LDIM | 300.65 | 195.42 | 11.60 | 671254022553 |
| 3011480 | ROYAL 144 | 10-3/4" LDIM | 363.75 | 236.44 | 13.00 | 671254022676 |
| 3911411 | ROYAL 144 | 12-3/4" LDIM | 377.05 | 245.08 | 14.00 | 671254079298 |
| 3911432 | ROYAL 144-1.6 | 2-3/4" LDIM | 266.25 | 173.06 | 9.50 | 671254207745 |
| 3910924 | ROYAL 144-1.6 | 3-3/4" LDIM | 272.00 | 176.80 | 9.50 | 671254107892 |
| 3811400 | ROYAL 144-1.6 | 6-3/4" LDIM | 336.95 | 219.02 | 11.30 | 671254109933 |
| 3811402 | ROYAL 144-1.6 | 7-3/4" LDIM | 343.65 | 223.37 | 11.50 | 671254110915 |
| 3911368 | ROYAL 144-1.6 | 8-3/4" LDIM | 350.30 | 227.70 | 11.60 | 671254065246 |
| 3911403 | ROYAL 144-1.6 | 9-3/4" LDIM | 357.05 | 232.08 | 11.90 | 671254113978 |
| 3911429 | ROYAL 144-1.6 | 10-3/4" LDIM | 363.70 | 236.41 | 13.00 | 671254146969 |
| 3911417 | ROYAL 144-1.6 | 12-3/4" LDIM | 377.05 | 245.08 | 14.00 | 671254214002 |
| 3911467 | ROYAL 144-1.28 | 10-3/4" LDIM | 363.75 | 236.44 | 13.00 | 671254396845 |
| 3011500 | ROYAL 150 | 2-3/4" LDIM | 239.80 | 155.87 | 5.70 | 671254022782 |
| 3011510 | ROYAL 150 | 3-3/4" LDIM | 246.55 | 160.26 | 6.30 | 671254022799 |
| 3011520 | ROYAL 150 | 4-3/4" LDIM | 253.20 | 164.58 | 6.90 | 671254022836 |
| 3011540 | ROYAL 150 | 6-3/4" LDIM | 266.60 | 173.29 | 8.10 | 671254022898 |
| 3011560 | ROYAL 150 | 8-3/4" LDIM | 279.95 | 181.97 | 9.30 | 671254022966 |
| 3011580 | ROYAL 150 | 10-3/4" LDIM | 293.35 | 190.68 | 10.70 | 671254023031 |
| 3011590 | ROYAL 150 | 11-3/4" LDIM | 300.00 | 195.00 | 11.40 | 671254023079 |
| 3911558 | ROYAL 150-1.6 | 2-3/4" LDIM | 239.80 | 155.87 | 5.70 | 671254214385 |
| 3911694 | ROYAL 150-1.6 | 3-3/4" LDIM | 246.55 | 160.26 | 6.30 | 671254109100 |
| 3911537 | ROYAL 150-1.6 | 5-3/4" LDIM | 259.90 | 168.94 | 7.50 | 671254139473 |
| 3911535 | ROYAL 150-1.6 | 6-3/4" LDIM | 228.80 | 148.72 | 8.10 | 671254130890 |
| 3911520 | ROYAL 150-1.6 | 10-3/4" LDIM | 251.75 | 163.64 | 10.70 | 671254121140 |
| 3011600 | ROYAL 152 | 2-3/4" LDIM | 217.25 | 141.21 | 7.20 | 671254023109 |
| 3011610 | ROYAL 152 | 3-3/4" LDIM | 223.00 | 144.95 | 7.80 | 671254023130 |
| 3011620 | ROYAL 152 | 4-3/4" LDIM | 228.75 | 148.69 | 8.40 | 671254023192 |
| 3011630 | ROYAL 152 | 5-3/4" LDIM | 273.20 | 177.58 | 9.00 | 671254023246 |
| 3011640 | ROYAL 152 | 6-3/4" LDIM | 240.25 | 156.16 | 9.60 | 671254023284 |
| 3011650 | ROYAL 152 | 7-3/4" LDIM | 245.95 | 159.87 | 10.20 | 671254023338 |
| 3011660 | ROYAL 152 | 8-3/4" LDIM | 251.70 | 163.61 | 10.80 | 671254023383 |
| 3011670 | ROYAL 152 | 9-3/4" LDIM | 257.40 | 167.31 | 11.40 | 671254023437 |
| 3011680 | ROYAL 152 | 10-3/4" LDIM | 263.15 | 171.05 | 12.20 | 671254023482 |
| 3011690 | ROYAL 152 | 11-3/4" LDIM | 268.95 | 174.82 | 12.80 | 671254023536 |
| 3911622 | ROYAL 152 | 12-3/4" LDIM | 274.70 | 178.56 | 13.40 | 671254081215 |



ROYAL 144



ROYAL 150

**Contact Your Local Sloan Representative

Pricing subject to change without notice. For most current pricing, refer to online price sheets at www.sloan.com

| Code Number | Product Number | Description | List Price \$ | MAPP Price \$ | Est. Wt. (lbs.) | UPC Code |
|-------------|----------------|--------------|---------------|---------------|-----------------|--------------|
| 3911644 | ROYAL 152-1.6 | 2-3/4" LDIM | 253.15 | 164.55 | 7.20 | 671254114289 |
| 3911728 | ROYAL 152-1.6 | 3-3/4" LDIM | 223.00 | 144.95 | 7.80 | 671254122765 |
| 3911633 | ROYAL 152-1.6 | 4-3/4" LDIM | 228.75 | 148.69 | 8.40 | 671254113961 |
| 3911641 | ROYAL 152-1.6 | 5-3/4" LDIM | 234.45 | 152.39 | 9.00 | 671254114296 |
| 3911936 | ROYAL 152-1.6 | 6-3/4" LDIM | 240.25 | 156.16 | 9.60 | 671254047471 |
| 3911759 | ROYAL 152-1.6 | 7-3/4" LDIM | 245.95 | 159.87 | 10.20 | 671254206663 |
| 3911670 | ROYAL 152-1.6 | 8-3/4" LDIM | 251.70 | 163.61 | 10.80 | 671254047211 |
| 3911621 | ROYAL 152-1.6 | 9-3/4" LDIM | 257.40 | 167.31 | 11.40 | 671254206618 |
| 3911634 | ROYAL 152-1.6 | 10-3/4" LDIM | 263.15 | 171.05 | 12.20 | 671254113947 |
| 3911917 | ROYAL 152-1.6 | 11-3/4" LDIM | 313.35 | 203.68 | 12.80 | 671254110526 |
| 3911796 | ROYAL 152-1.6 | 12-3/4" LDIM | 274.70 | 178.56 | 13.40 | 671254134751 |
| 3919365 | ROYAL 152-1.28 | 10-3/4" LDIM | 263.15 | 171.05 | 12.20 | 671254381230 |
| 3911897 | ROYAL 152-1.28 | 8 3/4 LDIM | 251.70 | 163.61 | 10.80 | 671254219755 |
| 3919386 | ROYAL 152-1.28 | 3 3/4 LDIM | 259.85 | 168.90 | 7.80 | 671254388352 |
| 3911916 | ROYAL 153 | 3-3/4" LDIM | 368.10 | 239.27 | 7.60 | 671254110601 |
| 3911836 | ROYAL 153 | 4-3/4" LDIM | 374.75 | 243.59 | 8.20 | 671254201149 |
| 3911830 | ROYAL 153 | 6-3/4" LDIM | 333.20 | 216.58 | 9.40 | 671254148154 |
| 3911805 | ROYAL 153 | 8-3/4" LDIM | 401.55 | 261.01 | 10.60 | 671254141919 |
| 3911792 | ROYAL 153 | 10-3/4" LDIM | 414.90 | 269.69 | 12.00 | 671254134249 |
| 3911878 | ROYAL 153-1.6 | 3-3/4" LDIM | 368.10 | 239.27 | 7.60 | 671254210783 |
| 3911875 | ROYAL 153-1.6 | 4-3/4" LDIM | 374.75 | 243.59 | 8.20 | 671254210189 |
| 3911849 | ROYAL 153-1.6 | 6-3/4" LDIM | 388.20 | 252.33 | 9.40 | 671254205369 |
| 3911841 | ROYAL 153-1.6 | 7-3/4" LDIM | 394.90 | 256.69 | 10.30 | 671254206939 |
| 3911655 | ROYAL 153-1.6 | 8-3/4" LDIM | 344.65 | 224.02 | 10.90 | 671254065734 |
| 3911848 | ROYAL 153-1.6 | 10-3/4" LDIM | 356.15 | 231.50 | 12.70 | 671254203693 |
| 3911877 | ROYAL 153-1.28 | 3 3/4 LDIM | 315.90 | 205.34 | 10.28 | 671254354821 |
| 3011726 | ROYAL 154 | 2-3/4" LDIM | 299.55 | 194.71 | 7.30 | 671254206519 |
| 3011710 | ROYAL 154 | 3-3/4" LDIM | 306.25 | 199.06 | 7.90 | 671254023581 |
| 3011720 | ROYAL 154 | 4-3/4" LDIM | 268.55 | 174.56 | 8.50 | 671254023635 |
| 3011740 | ROYAL 154 | 6-3/4" LDIM | 326.35 | 212.13 | 9.70 | 671254023710 |
| 3011760 | ROYAL 154 | 8-3/4" LDIM | 339.70 | 220.81 | 10.90 | 671254023802 |
| 3011780 | ROYAL 154 | 10-3/4" LDIM | 353.10 | 229.52 | 12.30 | 671254023895 |
| 3011790 | ROYAL 154 | 11-3/4" LDIM | 359.80 | 233.87 | 12.90 | 671254023949 |
| 3911829 | ROYAL 154 | 12-3/4" LDIM | 366.45 | 238.19 | 13.50 | 671254147942 |
| 3911703 | ROYAL 154-1.6 | 3-3/4" LDIM | 306.25 | 199.06 | 7.90 | 671254114302 |
| 3911701 | ROYAL 154-1.6 | 5-3/4" LDIM | 319.65 | 207.77 | 9.10 | 671254113930 |
| 3911825 | ROYAL 154-1.6 | 6-3/4" LDIM | 326.35 | 212.13 | 9.70 | 671254147218 |
| 3911795 | ROYAL 154-1.6 | 7-3/4" LDIM | 333.05 | 216.48 | 10.30 | 671254134652 |
| 3911700 | ROYAL 154-1.6 | 8-3/4" LDIM | 339.70 | 220.81 | 10.90 | 671254209015 |
| 3911702 | ROYAL 154-1.6 | 10-3/4" LDIM | 353.10 | 229.52 | 12.30 | 671254114319 |
| 3919392 | ROYAL 154-1.28 | 6 3/4 LDIM | 326.35 | 212.13 | 9.70 | 671254368927 |
| 3013000 | ROYAL 190 | 2-3/4" LDIM | 248.15 | 161.30 | 6.60 | 671254025998 |
| 3013010 | ROYAL 190 | 3-3/4" LDIM | 254.85 | 165.65 | 7.20 | 671254026018 |
| 3013020 | ROYAL 190 | 4-3/4" LDIM | 261.55 | 170.01 | 7.80 | 671254026063 |
| 3013030 | ROYAL 190 | 5-3/4" LDIM | 268.20 | 174.33 | 8.40 | 671254026117 |



ROYAL 152



ROYAL 153



ROYAL 154

**Contact Your Local Sloan Representative

Pricing subject to change without notice. For most current pricing, refer to online price sheets at www.sloan.com

| Code Number | Product Number | Description | List Price \$ | MAPP Price \$ | Est. Wt. (lbs.) | UPC Code |
|--|----------------|--------------|---------------|---------------|-----------------|--------------|
| Royal® Concealed Urinal flushometers | | | | | | |
| Premium flushometer includes dual-filtered fixed by-pass Diaphragm, ADA handle with triple seal packaging, vandal resistant stop cap, vacuum breaker flush connection & sweat kit with cast set screw wall flange as standard. Non-hold-open, no external volume adjustment. Fixed volume accuracy w/CID technology. | | | | | | |
| 3013040 | ROYAL 190 | 6-3/4" LDIM | 274.90 | 178.69 | 9.00 | 671254026162 |
| 3013050 | ROYAL 190 | 7-3/4" LDIM | 281.60 | 183.04 | 9.60 | 671254026216 |
| 3013060 | ROYAL 190 | 8-3/4" LDIM | 288.30 | 187.40 | 10.20 | 671254026261 |
| 3013070 | ROYAL 190 | 9-3/4" LDIM | 294.95 | 191.72 | 10.80 | 671254026315 |
| 3013080 | ROYAL 190 | 10-3/4" LDIM | 301.65 | 196.07 | 11.40 | 671254026360 |
| 3013090 | ROYAL 190 | 11-3/4" LDIM | 308.30 | 200.40 | 12.00 | 671254026414 |
| 3913025 | ROYAL 190 | 12-3/4" LDIM | 315.00 | 204.75 | 12.60 | 671254087026 |
| 3913057 | ROYAL 190-1.5 | 6-3/4" LDIM | 274.90 | 178.69 | 9.00 | 671254209640 |
| 3913430 | ROYAL 190-1.5 | 10-3/4" LDIM | 301.65 | 196.07 | 11.40 | 671254110779 |
| 3913043 | ROYAL 190-1 | 2-3/4" LDIM | 248.15 | 161.30 | 6.60 | 671254133143 |
| 3913062 | ROYAL 190-1 | 3-3/4" LDIM | 254.85 | 165.65 | 7.20 | 671254210769 |
| 3913004 | ROYAL 190-1 | 4-3/4" LDIM | 224.50 | 145.93 | 7.80 | 671254114654 |
| 3913009 | ROYAL 190-1 | 6-3/4" LDIM | 274.90 | 178.69 | 9.00 | 671254115910 |
| 3913435 | ROYAL 190-1 | 8-3/4" LDIM | 288.30 | 187.40 | 10.20 | 671254109117 |
| 3913060 | ROYAL 190-1 | 9-3/4" LDIM | 294.95 | 191.72 | 10.80 | 671254210110 |
| 3913005 | ROYAL 190-1 | 10-3/4" LDIM | 301.65 | 196.07 | 11.40 | 671254115095 |
| 3913058 | ROYAL 192 | 6-3/4" LDIM | 401.45 | 260.94 | 8.80 | 671254087316 |
| 3913030 | ROYAL 192 | 8-3/4" LDIM | 481.10 | 312.72 | 10.00 | 671254087064 |
| 3912927 | ROYAL 192-1 | 8-3/4" LDIM | 481.10 | 312.72 | 10.00 | 671254206700 |
| 3013200 | ROYAL 195 | 2-3/4" LDIM | 255.55 | 166.11 | 6.40 | 671254026711 |
| 3013210 | ROYAL 195 | 3-3/4" LDIM | 262.25 | 170.46 | 7.00 | 671254026728 |
| 3013220 | ROYAL 195 | 4-3/4" LDIM | 268.90 | 174.79 | 7.60 | 671254026773 |
| 3013240 | ROYAL 195 | 6-3/4" LDIM | 282.25 | 183.46 | 8.80 | 671254026872 |
| 3013260 | ROYAL 195 | 8-3/4" LDIM | 253.75 | 164.94 | 10.00 | 671254026971 |
| 3013280 | ROYAL 195 | 10-3/4" LDIM | 265.25 | 172.41 | 11.20 | 671254027077 |
| 3013290 | ROYAL 195 | 11-3/4" LDIM | 315.70 | 205.21 | 11.80 | 671254027121 |
| 3913267 | ROYAL 195 | 12-3/4" LDIM | 322.40 | 209.56 | 12.40 | 671254088917 |
| 3913324 | ROYAL 195-1 | 2-3/4" LDIM | 255.55 | 166.11 | 6.40 | 671254137790 |
| 3913234 | ROYAL 195-1 | 3-3/4" LDIM | 262.25 | 170.46 | 7.00 | 671254118249 |
| 3913278 | ROYAL 195-1 | 4-3/4" LDIM | 268.90 | 174.79 | 7.60 | 671254122871 |
| 3913321 | ROYAL 195-1 | 5-3/4" LDIM | 275.60 | 179.14 | 8.20 | 671254134683 |
| 3913249 | ROYAL 195-1 | 6-3/4" LDIM | 242.25 | 157.46 | 8.80 | 671254118850 |
| 3913334 | ROYAL 195-1 | 7-3/4" LDIM | 288.95 | 187.82 | 9.40 | 671254146464 |
| 3913285 | ROYAL 195-1 | 8-3/4" LDIM | 253.75 | 164.94 | 10.00 | 671254089020 |
| 3913201 | ROYAL 195-1 | 9-3/4" LDIM | 259.55 | 168.71 | 10.60 | 671254208728 |
| 3913103 | ROYAL 195-1 | 10-3/4" LDIM | 265.25 | 172.41 | 11.20 | 671254126572 |
| 3913272 | ROYAL 195-1 | 11-3/4" LDIM | 315.70 | 205.21 | 11.80 | 671254121126 |
| 3913349 | ROYAL 195-1 | 12-3/4" LDIM | 322.40 | 209.56 | 12.40 | 671254214019 |
| 3913339 | ROYAL 195-0.5 | 4-3/4" LDIM | 230.85 | 150.05 | 7.60 | 671254200807 |
| 3913342 | ROYAL 195-0.5 | 10-3/4" LDIM | 265.25 | 172.41 | 11.20 | 671254203327 |
| 3913200 | ROYAL 197 | 8-3/4" LDIM | 469.40 | 305.11 | 9.80 | 671254111813 |
| 3913335 | ROYAL 197-1 | 6-3/4" LDIM | 456.00 | 296.40 | 8.60 | 671254147140 |



ROYAL 190



ROYAL 192



ROYAL 195

**Contact Your Local Sloan Representative

Pricing subject to change without notice. For most current pricing, refer to online price sheets at www.sloan.com

| Code Number | Product Number | Description | List Price \$ | MAPP Price \$ | Est. Wt. (lbs.) | UPC Code |
|-------------|----------------|--------------|---------------|---------------|-----------------|--------------|
| 3913302 | ROYAL 197-1 | 8-3/4" LDIM | 402.90 | 261.89 | 9.80 | 671254127968 |
| 3913224 | ROYAL 197-1 | 10-3/4" LDIM | 482.75 | 313.79 | 11.00 | 671254203686 |
| 3913319 | ROYAL 197-1 | 11-3/4" LDIM | 489.50 | 318.18 | 11.60 | 671254133280 |

Royal® Prison Closet flushometers**

Premium flushometer includes dual-filtered fixed by-pass diaphragm, ADA handle with triple seal packaging, vandal resistant stop cap, vacuum breaker flush connection & sweat kit with cast set screw wall flange as standard. Non-hold-open, no external volume adjustment. Fixed volume accuracy w/CID technology.

| | | | | | | |
|----|-----------|----------------------------------|--|--|------|---|
| ** | ROYAL 601 | Concealed Valve 2 to 12-3/4 LDIM | | | 9.50 | — |
| ** | ROYAL 603 | Concealed Valve 2 to 12-3/4 LDIM | | | 9.50 | — |
| ** | ROYAL 611 | Concealed Valve 2 to 12-3/4 LDIM | | | 9.50 | — |

Royal® Prison Urinal flushometers**

| | | | | | | |
|----|-----------|----------------------------------|--|--|------|---|
| ** | ROYAL 609 | Concealed Valve 2 to 12-3/4 LDIM | | | 9.00 | — |
| ** | ROYAL 613 | Concealed Valve 2 to 12-3/4 LDIM | | | 9.00 | — |

Royal® Retrofit flushometers

Premium flushometer includes dual-filtered fixed by-pass diaphragm, ADA handle with triple seal packaging, vandal resistant stop cap. Non-hold-open, no external volume adjustment. Fixed volume accuracy w/CID technology.

| | | | | | | |
|---------|-------|--|--------|--------|------|--------------|
| 3910239 | ROYAL | Closet flushometer, Adj. Tailpiece (Body & Handle only) 3.5 gpf | 152.90 | 99.39 | 6.50 | 671254062122 |
| 3910240 | ROYAL | Urinal flushometer, Adj. Tailpiece (Body & Handle only) 1.5 gpf | 152.90 | 99.39 | 6.50 | 671254062139 |
| 3910233 | ROYAL | Closet flushometer, Adj. Ground Joint Tailpiece (Body & Handle only) 3.5 gpf | 194.40 | 126.36 | 6.50 | 671254073173 |
| 3912586 | ROYAL | Urinal flushometer, Adj. Ground Joint Tailpiece (Body & Handle only) 1.5 gpf | 194.40 | 126.36 | 6.50 | 671254085138 |

Royal® Exposed Pedal flushometers

Premium flushometer includes dual-filtered fixed by-pass diaphragm, ADA handle with triple seal packaging, vandal resistant stop cap, vacuum breaker flush connection & sweat kit with cast set screw wall flange as standard. Non-hold-open, no external volume adjustment. Fixed volume accuracy w/CID technology.

| | | | | | | |
|---------|---------------|--|--------|--------|-------|--------------|
| 3013500 | ROYAL 300 | | 814.50 | 529.43 | 11.50 | 671254027640 |
| 3013503 | ROYAL 300-1.6 | | 699.10 | 454.42 | 11.20 | 671254143210 |
| 3013600 | ROYAL 310 | | 699.10 | 454.42 | 11.50 | 671254027718 |
| 3013626 | ROYAL 310-1.6 | | 699.10 | 454.42 | 13.90 | 671254133198 |
| 3014400 | ROYAL 320 | | 699.10 | 454.42 | 11.70 | 671254029477 |
| 3913981 | ROYAL 320-1 | | 699.10 | 454.42 | 5.30 | 671254109230 |
| 3014200 | ROYAL 350 | | 814.50 | 529.43 | 11.60 | 671254029279 |



ROYAL 197



ROYAL 601



ROYAL 613



ROYAL 310

**Contact Your Local Sloan Representative

Pricing subject to change without notice. For most current pricing, refer to online price sheets at www.sloan.com

| Code Number | Product Number | Description | List Price \$ | MAPP Price \$ | Est. Wt. (lbs.) | UPC Code |
|--|----------------|--------------|---------------|---------------|-----------------|--------------|
| Royal® Concealed Pedal flushometers | | | | | | |
| Premium flushometer includes dual-filtered fixed by-pass diaphragm, ADA handle with triple seal packaging, vandal resistant stop cap, vacuum breaker flush connection & sweat kit with cast set screw wall flange as standard. Non-hold-open, no external volume adjustment. Fixed volume accuracy w/CID technology. | | | | | | |
| 3013710 | ROYAL 312 | 3-3/4" LDIM | 825.35 | 536.48 | 10.10 | 671254027831 |
| 3013720 | ROYAL 312 | 4-3/4" LDIM | 825.35 | 536.48 | 10.30 | 671254027879 |
| 3013760 | ROYAL 312 | 8-3/4" LDIM | 825.35 | 536.48 | 10.90 | 671254028036 |
| 3013770 | ROYAL 312 | 9-3/4" LDIM | 825.35 | 536.48 | 11.20 | 671254215412 |
| 3013780 | ROYAL 312 | 10-3/4" LDIM | 825.35 | 536.48 | 11.20 | 671254028111 |
| 3913702 | ROYAL 312-1.6 | 4-3/4" LDIM | 825.35 | 536.48 | 10.30 | 671254211629 |
| 3013810 | ROYAL 313 | 3-3/4" LDIM | 759.60 | 493.74 | 11.10 | 671254122321 |
| 3013840 | ROYAL 313 | 6-3/4" LDIM | 652.05 | 423.83 | 11.70 | 671254028296 |
| 3013880 | ROYAL 313 | 10-3/4" LDIM | 759.60 | 493.74 | 12.50 | 671254028463 |
| 3013950 | ROYAL 318 | 7-3/4" LDIM | 670.65 | 435.92 | 9.00 | 671254147225 |
| 3913950 | ROYAL 318 | 12-3/4" LDIM | 670.65 | 435.92 | 12.80 | 671254142428 |
| 3014010 | ROYAL 323 | 3-3/4" LDIM | 759.60 | 493.74 | 11.40 | 671254028876 |
| 3014080 | ROYAL 323 | 10-3/4" LDIM | 759.60 | 493.74 | 12.80 | 671254029033 |
| 3014090 | ROYAL 323 | 11-3/4" LDIM | 759.60 | 493.74 | 12.90 | 671254201132 |
| 3014110 | ROYAL 343 | 3-3/4" LDIM | 759.60 | 493.74 | 11.30 | 671254029088 |
| 3014140 | ROYAL 343 | 6-3/4" LDIM | 759.60 | 493.74 | 11.80 | 671254130838 |
| 3014180 | ROYAL 343 | 10-3/4" LDIM | 759.60 | 493.74 | 12.30 | 671254029224 |
| 3014690 | ROYAL 354 | 11-3/4" LDIM | 759.60 | 493.74 | 12.70 | 671254201125 |

Royal® Hydraulic Water Closet flushometers

Premium flushometer includes dual-filtered fixed by-pass diaphragm, ADA handle with triple seal packaging, vandal resistant stop cap, vacuum breaker flush connection & sweat kit with cast set screw wall flange as standard. Non-hold-open, no external volume adjustment. Fixed volume accuracy w/CID technology.

| | | | | | | |
|---------|------------------|------------------------------|--------|--------|------|--------------|
| 3910180 | ROYAL 910 | 11-1/2" Rough In | 356.40 | 231.66 | 8.50 | 671254061767 |
| 3910000 | ROYAL 910-1.6 | 11-1/2" Rough In | 356.40 | 231.66 | 9.30 | 671254111943 |
| 3910498 | ROYAL 910-1.6 YO | 11-1/2" Rough In | 415.25 | 269.91 | 9.30 | 671254063525 |
| 3910526 | ROYAL 917 | For Service Sinks | 428.30 | 278.40 | 9.00 | 671254146105 |
| 3910816 | ROYAL 920 | 11-1/2" Rough In, Back Inlet | 433.60 | 281.84 | 9.00 | 671254209343 |
| 3914838 | ROYAL 939 | 2" to 10-3/4" LDIM | 321.70 | 209.11 | 9.90 | 671254207912 |
| 3013401 | ROYAL 940 | 2" to 8-3/4" LDIM | 228.50 | 148.53 | 8.50 | 671254027602 |
| 3913400 | ROYAL 940-1.6 | 2" to 10-3/4" LDIM | 228.50 | 148.53 | 9.10 | 671254117822 |
| 3916901 | ROYAL 942 | 2" to 10-3/4" LDIM | 267.55 | 173.91 | 8.50 | 671254127425 |
| 3017901 | ROYAL 950 | 2" to 10-3/4" LDIM | 214.15 | 139.20 | 8.00 | 671254031395 |
| 3917913 | ROYAL 950-1.6 | 2" to 10-3/4" LDIM | 214.15 | 139.20 | 9.00 | 671254132061 |
| 3917921 | ROYAL 950-1.28 | 2" to 10-3/4" LDIM | 214.15 | 139.20 | 9.00 | 671254396944 |
| 3014801 | ROYAL 952 | 2" to 10-3/4" LDIM | 240.40 | 156.26 | 8.50 | 671254029958 |
| 3914806 | ROYAL 952 | 11" to 12-3/4" LDIM | 240.40 | 156.26 | 8.70 | 671254049628 |
| 3914817 | ROYAL 952-1.6 | 2" to 10-3/4" LDIM | 240.40 | 156.26 | 8.70 | 671254049734 |
| 3184802 | ROYAL 952-1.6 | 11" to 12-3/4" LDIM | 240.40 | 156.26 | 8.90 | 671254135642 |
| 3914856 | ROYAL 952-1.28 | 2" to 10-3/4" LDIM | 240.40 | 156.26 | 8.70 | 671254358805 |
| 3016901 | ROYAL 953 | 2" to 10-3/4" LDIM | 267.55 | 173.91 | 9.70 | 671254031005 |

Note: Hydraulic price does not include actuator, must be ordered separate.



ROYAL 313



ROYAL 323



ROYAL 343



ROYAL 910

**Contact Your Local Sloan Representative

Pricing subject to change without notice. For most current pricing, refer to online price sheets at www.sloan.com

| Code Number | Product Number | Description | List Price \$ | MAPP Price \$ | Est. Wt. (lbs.) | UPC Code |
|-------------|----------------|--------------------|---------------|---------------|-----------------|--------------|
| 3916916 | ROYAL 953-1.6 | 2" to 10-3/4" LDIM | 267.55 | 173.91 | 9.90 | 671254107175 |
| 3916918 | ROYAL 953-1.28 | 2" to 10-3/4" LDIM | 267.55 | 173.91 | 9.90 | 671254389625 |
| 3019401 | ROYAL 955 | 2" to 10-3/4" LDIM | 454.10 | 295.17 | 8.90 | 671254208414 |

Note: Hydraulic price does not include actuator, must be ordered separate.

Royal® Hydraulic Urinal flushometers

| | | | | | | |
|---------|---------------|---------------------|--------|--------|------|--------------|
| 3912485 | ROYAL 980 | | 415.25 | 269.91 | 8.00 | 671254047990 |
| 3912487 | ROYAL 980-1.5 | | 415.25 | 269.91 | 8.00 | 671254143234 |
| 3912693 | ROYAL 986 | | 415.25 | 269.91 | 8.00 | 671254048454 |
| 3912692 | ROYAL 986-1 | | 356.40 | 231.66 | 8.00 | 671254048447 |
| 3915401 | ROYAL 990 | 11" to 12-3/4" LDIM | 264.45 | 171.89 | 9.20 | 671254211964 |
| 3915407 | ROYAL 990-1.5 | 2" to 10-3/4" LDIM | 264.45 | 171.89 | 9.20 | 671254106963 |
| 3915403 | ROYAL 990-1 | 2" to 10-3/4" LDIM | 227.00 | 147.55 | 6.90 | 671254212817 |
| 3915400 | ROYAL 990-1 | 11" to 12-3/4" LDIM | 264.45 | 171.89 | 6.90 | 671254117877 |
| 3915503 | ROYAL 995 | 2" to 16-3/4" LDIM | 257.85 | 167.60 | 7.50 | 671254112049 |
| 3915508 | ROYAL 995-1 | 2" to 10-3/4" LDIM | 227.00 | 147.55 | 7.50 | 671254049864 |
| 3915513 | ROYAL 995-0.5 | 2" to 10-3/4" LDIM | 227.00 | 147.55 | 7.50 | 671254203884 |
| 3915506 | ROYAL 997 | 2" to 10-3/4" LDIM | 365.70 | 237.71 | 7.30 | 671254049840 |
| 3915509 | ROYAL 997-1 | 2" to 10-3/4" LDIM | 313.80 | 203.97 | 7.30 | 671254133334 |

Note: Hydraulic price does not include actuator, must be ordered separate.

Royal® Hydraulic Prison flushometers

| | | | | | | |
|---------|----------------|-------------------------|--------|--------|-------|--------------|
| 3918222 | ROYAL 9603 | | 293.60 | 190.84 | 9.60 | 671254097407 |
| 3918223 | ROYAL 9603 | w/HY-97-A Body Assembly | 293.60 | 190.84 | 8.50 | 671254132993 |
| 3918107 | ROYAL 9603-1.6 | | 293.60 | 190.84 | 9.60 | 671254115682 |
| 3918125 | ROYAL 9603-1.6 | w/HY-97-A Body Assembly | 293.60 | 190.84 | 8.50 | 671254132986 |
| 3918714 | ROYAL 9609 | | 289.40 | 188.11 | 9.60 | 671254098022 |
| 3918729 | ROYAL 9609-1.5 | | 337.20 | 219.18 | 9.60 | 671254143203 |
| 3918730 | ROYAL 9609-1 | | 337.20 | 219.18 | 9.60 | 671254147126 |
| 3918755 | ROYAL 9611 | | 316.30 | 205.60 | 10.20 | 671254098053 |
| 3918984 | ROYAL 9611-1.6 | | 316.30 | 205.60 | 10.20 | 671254109179 |
| 3919094 | ROYAL 9613-1 | | 296.40 | 192.66 | 9.00 | 671254146273 |

Note: Hydraulic price does not include actuator, must be ordered separate.

Royal® Hydraulic Actuator

| | | | | | | |
|---------|---------------|---------------------------------|--------|--------|------|--------------|
| 0318093 | HY-30 | 1/4" x 48" Tubes (2 required) | 10.35 | 6.73 | 0.01 | 671254013179 |
| 0318001 | HY-33-A FW | Fixture Wall | 103.80 | 67.47 | 1.40 | 671254012950 |
| 0318049 | HY-49-A MP | Metal Partition | 161.80 | 105.17 | 1.30 | 671254013131 |
| 0318078 | HY-50-A | Hydraulic Actuator Sub-Assembly | 183.35 | 119.18 | 0.40 | 671254013162 |
| 0318072 | HY-72-A SW | Side Wall | 161.80 | 105.17 | 1.70 | 671254013155 |
| 0318117 | HY-100-A MBFW | Metal Button, Fixture Wall | 132.50 | 86.13 | 1.40 | 671254013209 |
| 0318119 | HY-108-A MBPM | Metal Button, Panel Mount | 115.30 | 74.95 | 1.00 | 671254013216 |



ROYAL 955



ROYAL 9603



HY-30



HY-33-A

**Contact Your Local Sloan Representative

Pricing subject to change without notice. For most current pricing, refer to online price sheets at www.sloan.com

| Code Number | Product Number | Description | List Price \$ | MAPP Price \$ | Est. Wt. (lbs.) | UPC Code |
|--|------------------|-------------|---------------|---------------|-----------------|--------------|
| Royal® flushometers w/Trap Primers | | | | | | |
| Premium flushometer includes dual-filtered fixed by-pass diaphragm, ADA handle with triple seal packaging, vandal resistant stop cap, vacuum breaker flush connection & sweat kit with cast set screw wall flange as standard. Non-hold-open, no external volume adjustment. Fixed volume accuracy w/CID technology. | | | | | | |
| 3010144 | ROYAL 110 TP | | 321.85 | 209.20 | 8.60 | 671254018457 |
| 3010044 | ROYAL 111 TP | | 276.20 | 179.53 | 8.60 | 671254114098 |
| 3010244 | ROYAL 113 TP | | 335.55 | 218.11 | 9.00 | 671254114081 |
| 3910575 | ROYAL 113-1.6 TP | | 288.00 | 187.20 | 9.00 | 671254064072 |
| 3010344 | ROYAL 115 TP | | 351.25 | 228.31 | 9.40 | 671254114074 |
| 3910308 | ROYAL 115-1.6 TP | | 351.25 | 228.31 | 9.40 | 671254115828 |
| 3010444 | ROYAL 116 TP | | 368.65 | 239.62 | 9.60 | 671254114067 |
| 3910469 | ROYAL 116-1.6 TP | | 368.65 | 239.62 | 9.60 | 671254207547 |

Trap Primers

| | | | | | | |
|---------|-----------|-----------------------------------|--------|-------|------|--------------|
| 3396075 | VBF-72-A1 | 1-1/2" to 9" w/VB & Fittings | 86.85 | 56.45 | 1.50 | 671254111851 |
| 3396076 | VBF-72-A1 | 1-1/2" to 13-1/2" w/VB & Fittings | 96.70 | 62.86 | 1.50 | 671254044036 |
| 3396077 | VBF-72-A1 | 1-1/2" to 21-1/2" w/VB & Fittings | 101.70 | 66.11 | 2.00 | 671254044043 |
| 3396078 | VBF-72-A1 | 1-1/2" to 24-1/2" w/VB & Fittings | 106.80 | 69.42 | 2.00 | 671254044050 |
| 3396071 | VBF-72-A2 | CP Trap Primer 1 1/2 X 13 1/2 | 92.80 | 60.32 | 1.32 | 671254134720 |
| 3396072 | VBF-72-A2 | CP Trap Primer 1 1/2 X 21 1/2 | 97.90 | 63.64 | 1.76 | 671254134737 |

Flushometer Floor Drain

| | | | | | | |
|---------|-----------|-----------------------------------|--------|--------|------|--------------|
| 3018002 | ROYAL 110 | Floor Drain SPL, Drawing RM 14266 | 355.75 | 231.24 | 7.50 | 671254031418 |
|---------|-----------|-----------------------------------|--------|--------|------|--------------|

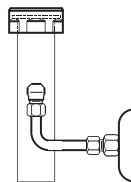
UPPERCUT® Dual-Flush Bedpan Washer flushometer

Premium flushometer PERMEX® synthetic rubber diaphragm w/dual-filtered fixed by-pass diaphragm, ADA antimicrobial handle with triple seal packaging, vandal resistant stop cap, vacuum breaker flush connection & sweat kit with cast set screw wall flange as standard. Non-hold-open, no external volume adjustment. Fixed volume accuracy w/CID technology. Lifting handle UP initiates reduced flush (1.1 gpf/4.2 Lpf), eliminating liquid and paper waste, pushing handle DOWN initiates full flush (1.6 gpf/6.0 Lpf), eliminating solid and liquid waste.

| | | | | | | |
|---------|----------------------|--|--------|--------|-------|--------------|
| 3729701 | WES BPW 1000-1.6/1.1 | | 697.80 | 453.57 | 12.80 | 671254338302 |
| 3729702 | WES BPW 1100-1.6/1.1 | | 697.80 | 453.57 | 12.80 | 671254351868 |
| 3729728 | WES BPW 1105-1.6/1.1 | | 987.05 | 641.58 | 12.8 | 67125441183 |
| 3729700 | WES BPW 1150-1.6/1.1 | | 740.95 | 481.62 | 12.80 | 671254331662 |



WES BPW 1000



VBF-72-A1



WES BPW 1150

**Contact Your Local Sloan Representative

Pricing subject to change without notice. For most current pricing, refer to online price sheets at www.sloan.com

| Code Number | Product Number | Description | List Price \$ | MAPP Price \$ | Est. Wt. (lbs.) | UPC Code |
|--|-----------------------|-------------------------------|---------------|---------------|-----------------|--------------|
| Royal® Bedpan Washer flushometers | | | | | | |
| Premium flushometer includes dual-filtered fixed by-pass diaphragm, ADA handle with triple seal packaging, vandal resistant stop cap, vacuum breaker flush connection & sweat kit with cast set screw wall flange as standard. Non-hold-open, no external volume adjustment. Fixed volume accuracy w/CID technology. | | | | | | |
| 3019700 | ROYAL BPW 1000 | | 652.20 | 423.93 | 12.00 | 671254034464 |
| 3919649 | ROYAL BPW 1000 O | V-600-AA 2" Offset | 689.40 | 448.11 | 14.20 | 671254051652 |
| 3019730 | ROYAL BPW 1000 HL3 | | 803.25 | 522.11 | 13.80 | 671254034570 |
| 3019710 | ROYAL BPW 1000 SG | w/F-190 2" Offset | 831.50 | 540.48 | 13.80 | 671254347946 |
| 3019706 | ROYAL BPW 1000 YA | | 675.70 | 439.21 | 16.00 | 671254034471 |
| 3019708 | ROYAL BPW 1000 YI | | 818.00 | 531.70 | 13.80 | 671254214750 |
| 3019726 | ROYAL BPW 1000-1.6 | | 652.20 | 423.93 | 12.90 | 671254119048 |
| 3919718 | ROYAL BPW 1000-1.6 | w/V-600-AA 2" Offset | 689.40 | 448.11 | 11.00 | 671254121775 |
| 3919740 | ROYAL BPW 1000-1.6 | w/F-182 1-1/2" Offset | 689.40 | 448.11 | 10.50 | 671254144347 |
| 3919749 | ROYAL BPW 1000-1.6 | w/V-600-AA 24-1/2" | 766.40 | 498.16 | 11.30 | 671254147232 |
| 3919732 | ROYAL BPW 1000-1.6 | Less Stop | 750.65 | 487.92 | 12.00 | 671254204027 |
| 3019714 | ROYAL BPW 1000-1.28 | | 652.20 | 423.93 | 12.80 | 671254397750 |
| 3019800 | ROYAL BPW 1005 | w/Deoseptic Bottle | 801.60 | 521.04 | 14.00 | 671254034648 |
| 3919806 | ROYAL BPW 1005 O | V-600-AA 2" Offset | 977.05 | 635.08 | 14.50 | 671254139411 |
| 3019865 | ROYAL BPW 1005 | Less Stop | 924.55 | 600.96 | 12.80 | 671254201439 |
| 3019801 | ROYAL BPW 1005 SG | | 963.65 | 626.37 | 13.60 | 671254347922 |
| 3019826 | ROYAL BPW 1005-1.6 | | 801.60 | 521.04 | 13.50 | 671254119826 |
| 3019600 | ROYAL BPW 1010 | | 737.25 | 479.21 | 14.20 | 671254034426 |
| 3019618 | ROYAL BPW 1010-1.6 | | 737.25 | 479.21 | 14.20 | 671254204720 |
| 3019900 | ROYAL BPW 1015 | | 932.70 | 606.26 | 14.60 | 671254034761 |
| 3017323 | ROYAL BPW 1020 | 4-3/4" LDIM L3 WB Push Button | 1,246.15 | 810.00 | 12.50 | 671254208735 |
| 3017312 | ROYAL BPW 1020-1.6 | 3-3/4" LDIM | 1,219.05 | 792.38 | 10.50 | 671254115637 |
| 3017100 | ROYAL BPW 1040 | | 1,109.30 | 721.05 | 18.40 | 671254031029 |
| 3017126 | ROYAL BPW 1040-1.6 | | 1,109.30 | 721.05 | 18.30 | 671254208537 |
| 3017200 | ROYAL BPW 1045 | | 1,287.90 | 837.14 | 16.60 | 671254207462 |
| 3019601 | ROYAL BPW 1100 | | 652.20 | 423.93 | 13.70 | 671254135529 |
| 3019607 | ROYAL BPW 1100-1.6 | | 652.20 | 423.93 | 12.00 | 671254146068 |
| 3919707 | ROYAL BPW 1100-1.6 SG | | 677.75 | 440.54 | 12.20 | 671254344662 |
| 3019660 | ROYAL BPW 1100-1.28 | | 652.20 | 423.93 | 12.80 | 671254397767 |
| 3019602 | ROYAL BPW 1105 | | 801.60 | 521.04 | 13.80 | 671254135536 |
| 3019605 | ROYAL BPW 1110 | | 754.50 | 490.43 | 10.50 | 671254135567 |
| 3019624 | ROYAL BPW 1110-1.6 | | 754.50 | 490.43 | 11.90 | 671254214255 |
| 3019606 | ROYAL BPW 1115 | | 1,086.75 | 706.39 | 10.80 | 671254135574 |
| 3019622 | ROYAL BPW 1150 | | 689.40 | 448.11 | 14.60 | 671254211513 |
| 3919703 | ROYAL BPW 1150 | 24-1/2" V-600-AA | 689.40 | 448.11 | 10.50 | 671254112230 |
| 3019608 | ROYAL BPW 1150 | w/V-600-AA 21-1/2" | 689.40 | 448.11 | 10.50 | 671254147317 |
| 3019610 | ROYAL BPW 1150-1.6 | F-31-AA 2" Offset | 745.50 | 484.58 | 12.60 | 671254201224 |
| 3019603 | ROYAL BPW 1150-1.6 | V-600-AA 21-1/2" | 689.40 | 448.11 | 12.20 | 671254135543 |
| 3919711 | ROYAL BPW 1150-1.6 | | 689.40 | 448.11 | 13.10 | 671254118546 |
| 3919709 | ROYAL BPW 1150 1.6 SG | | 714.95 | 464.72 | 13.10 | 671254344686 |
| 3019721 | ROYAL BPW 1150-1.28 | | 689.40 | 448.11 | 12.60 | 671254397774 |
| 3019604 | ROYAL BPW 1155 | | 838.60 | 545.09 | 13.00 | 671254135550 |



ROYAL BPW 1000



ROYAL BPW 1100



ROYAL BPW 1150



ROYAL BPW 1155

**Contact Your Local Sloan Representative

Pricing subject to change without notice. For most current pricing, refer to online price sheets at www.sloan.com

Manual Products WLP

| Code Number | Product Number | Description | List Price \$ | MAPP Price \$ | Est. Wt. (lbs.) | UPC Code |
|--|--------------------|--------------------|---------------|---------------|-----------------|--------------|
| Royal® Hydraulic Bedpan Washer flushometers | | | | | | |
| 3919784 | ROYAL BPW 9000 | | 937.75 | 609.54 | 10.50 | 671254101098 |
| 3919796 | ROYAL BPW 9000 | RM 50423 | 1,092.55 | 710.16 | 14.60 | 671254051706 |
| 3919836 | ROYAL BPW 9000 O 1 | Offset L/A-164 | 1,136.90 | 738.99 | 10.80 | 671254051775 |
| 3919848 | ROYAL BPW 9000-1.6 | RM 50568 | 972.60 | 632.19 | 10.50 | 671254132528 |
| 3919726 | ROYAL BPW 9000-1.6 | | 937.75 | 609.54 | 10.50 | 671254201019 |
| 3019612 | ROYAL BPW 9150-1.6 | w/V-600-AA 21-1/2" | 1,080.35 | 702.23 | 13.00 | 671254201651 |

Royal® Bedpan Washer Retrofit Diverter

Premium flushometer includes dual-filtered fixed by-pass diaphragm, ADA handle with triple seal packaging, vandal resistant stop cap, vacuum breaker flush connection & sweat Kit with cast set screw wall flange as standard. Non-hold-open, no external volume adjustment. Fixed volume accuracy w/CID technology.

| | | | | | | |
|---------|---------------|----------------------------------|--------|--------|------|--------------|
| 3309022 | ROYAL DV-100 | CP | 423.60 | 275.34 | 8.00 | 671254042940 |
| 3309049 | ROYAL DV-100R | CP | 439.35 | 285.58 | 8.00 | 671254043053 |
| 3309047 | ROYAL DV-105 | CP Deoseptic | 567.95 | 369.17 | 8.00 | 671254043039 |
| 3309061 | ROYAL DV-115 | CP Deoseptic ADA | 456.85 | 296.95 | 7.40 | 671254134065 |
| 3309062 | ROYAL DV-115R | CP Deoseptic ADA | 472.70 | 307.26 | 7.40 | 671254134072 |
| 3309065 | ROYAL DV-120 | CP ADA w/1-1/2" Offset | 423.60 | 275.34 | 7.40 | 671254134102 |
| 3309066 | ROYAL DV-120R | CP ADA w/1-1/2" Offset | 439.35 | 285.58 | 7.40 | 671254134119 |
| 3309069 | ROYAL DV-125 | CP Deoseptic ADA w/1-1/2" Offset | 604.80 | 393.12 | 7.40 | 671254134157 |
| 3309070 | ROYAL DV-125R | CP Deoseptic ADA w/1-1/2" Offset | 620.65 | 403.42 | 7.40 | 671254134164 |
| 3309051 | ROYAL DV-130 | CP w/2" Offset | 455.05 | 295.78 | 8.00 | 671254043077 |



ROYAL BPW 9000



ROYAL DV-100



ROYAL DV-120



ROYAL DV-125

**Contact Your Local Sloan Representative

Pricing subject to change without notice. For most current pricing, refer to online price sheets at www.sloan.com

| Code Number | Product Number | Description | List Price \$ | MAPP Price \$ | Est. Wt. (lbs.) | UPC Code |
|---|-----------------------|--|---------------|---------------|-----------------|--------------|
| Regal® XL Exposed Water Closet flushometers | | | | | | |
| Economy flushometer with traditional natural rubber segment diaphragm with fixed metering by-pass, ADA handle. Fixed volume accuracy w/Para-Flo technology. | | | | | | |
| 3080153 | REGAL 110 XL | | 197.50 | 98.75 | 7.40 | 671254123410 |
| 3980122 | REGAL 110 XL U | | 197.50 | 128.38 | 6.31 | 671254210257 |
| 3980009 | REGAL 110 XL YO | | 197.50 | 128.38 | 7.23 | 671254124080 |
| 3980080 | REGAL 110 XL XYV L/FC | Flush connection not included (order separately) | 213.50 | 138.78 | 5.56 | 671254383203 |
| 3080053 | REGAL 111 XL | | 197.50 | 98.75 | 7.40 | 671254123403 |
| 3980100 | REGAL 111 XL U | | 197.50 | 128.38 | 7.23 | 671254142091 |
| 3980012 | REGAL 111 XL YO | | 197.50 | 128.38 | 7.28 | 671254383210 |
| 3980081 | REGAL 111 XL XYV L/FC | Flush connection not included (order separately) | 183.25 | 119.11 | 6.78 | 671254124868 |
| 3080253 | REGAL 113 XL | | 202.30 | 131.50 | 8.30 | 671254128743 |
| 3080242 | REGAL 113-1.6 XL | | 202.30 | 131.50 | 8.30 | 671254127227 |
| 3080353 | REGAL 115 XL | | 211.75 | 137.64 | 9.60 | 671254123434 |
| 3080342 | REGAL 115-1.6 XL | | 211.75 | 137.64 | 9.60 | 671254123427 |
| 3080453 | REGAL 116 XL | | 215.30 | 139.95 | 9.80 | 671254123458 |
| 3080442 | REGAL 116-1.6 XL | | 215.30 | 139.95 | 9.80 | 671254123441 |
| 3080853 | REGAL 120 XL | | 214.80 | 139.62 | 9.00 | 671254126404 |
| 3080828 | REGAL 120-1.6 XL | | 214.80 | 139.62 | 9.20 | 671254208377 |
| 3081053 | REGAL 122 XL | | 266.95 | 173.52 | 9.60 | 671254201859 |
| 3981001 | REGAL 122-1.6 XL | | 266.95 | 173.52 | 8.77 | 671254245051 |
| 3088014 | REGAL 125 XL U | | 184.45 | 119.89 | 5.30 | 671254217515 |
| 3088012 | REGAL 125-1.6 XL U | | 184.45 | 119.89 | 5.30 | 671254120822 |
| 3981799 | REGAL 137-1.6 XL | | 257.85 | 167.60 | 9.91 | 671254331815 |

Regal® XL Exposed Urinal flushometers

| | | | | | | |
|---|-------------------------|--|--------|--------|------|--------------|
| Economy flushometer with traditional natural rubber segment diaphragm with fixed metering by-pass, ADA handle. Fixed volume accuracy w/Para-Flo technology. | | | | | | |
| 3082453 | REGAL 180 XL | | 197.50 | 128.38 | 7.50 | 671254123472 |
| 3082442 | REGAL 180-1.5 XL | | 197.50 | 128.38 | 7.50 | 671254123465 |
| 3082475 | REGAL 180-1 XL | | 197.50 | 128.38 | 7.50 | 671254123489 |
| 3982410 | REGAL 180-0.5 XL | | | | 7.00 | 671254326101 |
| 3082653 | REGAL 186 XL | | 197.50 | 98.75 | 7.20 | 671254123496 |
| 3982698 | REGAL 186 XL XYV L/FC | Flush connection not included (order separately) | 213.50 | 138.78 | 5.42 | 671254383241 |
| 3082675 | REGAL 186-1 XL | | 197.50 | 98.75 | 7.20 | 671254123502 |
| 3982641 | REGAL 186-1 XL XYV L/FC | Flush connection not included (order separately) | 213.50 | 138.78 | 5.42 | 671254383272 |
| 3982628 | REGAL 186-0.5 XL | | 197.50 | 98.75 | 6.90 | 671254259461 |

Regal® XL Exposed Service Sinks flushometers

| | | | | | | |
|---------|-------------------------|--|--------|--------|------|--------------|
| 3080553 | REGAL 117 XL | | 211.75 | 137.64 | 9.00 | 671254124622 |
| 3980561 | REGAL 117 XL XYV L/FC | Flush connection not included (order separately) | 197.40 | 128.31 | 8.18 | 671254383234 |
| 3980501 | REGAL 117 XL H | | 230.70 | 149.96 | 8.20 | 671254053939 |
| 3980560 | REGAL 117 XL H XYV L/FC | Flush connection not included (order separately) | 235.35 | 152.98 | 8.20 | 671254383227 |



REGAL 111 XL



REGAL 120 XL



REGAL 137-1.6 XL



REGAL 180 XL

**Contact Your Local Sloan Representative

Pricing subject to change without notice. For most current pricing, refer to online price sheets at www.sloan.com

Manual Products WLP

| Code Number | Product Number | Description | List Price \$ | MAPP Price \$ | Est. Wt. (lbs.) | UPC Code |
|---|-------------------|---------------|---------------|---------------|-----------------|--------------|
| Regal® XL Hydraulic Prison Concealed Water Closet flushometers | | | | | | |
| 3988137 | REGAL 9603 XL | MBFW | 410.85 | 267.05 | 9.50 | 671254115781 |
| 3988118 | REGAL 9603 XL | MBPM | 392.90 | 255.39 | 9.50 | 671254055940 |
| 3988143 | REGAL 9603 XL | Less Actuator | 271.30 | 176.35 | 8.92 | 671254118768 |
| 3988106 | REGAL 9603-1.6 XL | MBFW | 410.85 | 267.05 | 9.50 | 671254146228 |
| 3988101 | REGAL 9603-1.6 XL | MBPM | 392.90 | 255.39 | 9.50 | 671254141278 |
| 3988238 | REGAL 9603-1.6 XL | AFD MBPM | 457.75 | 297.54 | 9.80 | 671254278684 |
| 3988231 | REGAL 9603-1.6 XL | Less Actuator | 268.70 | 174.66 | 8.77 | 671254250826 |

Regal® XL Hydraulic Exposed Water Closet flushometers

| | | | | | | |
|---------|------------------|--|--------|--------|------|--------------|
| 3980066 | REGAL 910-1.6 XL | | 332.85 | 216.35 | 7.65 | 671254305014 |
|---------|------------------|--|--------|--------|------|--------------|

Note: Hydraulic price does not include actuator, must be ordered separate.

Regal® XL Hydraulic Exposed Urinal flushometers

| | | | | | | |
|---------|----------------|--|--------|--------|------|--------------|
| 3982681 | REGAL 986-1 XL | | 387.80 | 252.07 | 7.91 | 671254305021 |
|---------|----------------|--|--------|--------|------|--------------|

Note: Hydraulic price does not include actuator, must be ordered separate.

Regal® XL Hydraulic Concealed Water Closet flushometers

| | | | | | | |
|---------|------------------|--------------------|--------|--------|------|--------------|
| 3983402 | REGAL 940-1.6 XL | 2" to 10-3/4" LDIM | 208.00 | 135.20 | 9.37 | 671254243606 |
| 3084800 | REGAL 952 XL | 2" to 10-3/4" LDIM | 219.10 | 142.42 | 8.70 | 671254119673 |
| 3984802 | REGAL 952-1.6 XL | 2" to 10-3/4" LDIM | 219.10 | 142.42 | 6.30 | 671254111073 |

Note: Hydraulic price does not include actuator, must be ordered separate.

Regal® XL Trap Primer with flushometer

| | | | | | | |
|---------|-----------------|--|--------|--------|------|--------------|
| 3980016 | REGAL 110 XL TP | | 307.65 | 199.97 | 9.00 | 671254215016 |
| 3980017 | REGAL 111 XL TP | | 264.10 | 171.67 | 9.00 | 671254126589 |

Regal® XL Bedpan Washer flushometers

| | | | | | | |
|---------|-----------------------|----------------|--------|--------|-------|--------------|
| 3089751 | REGAL BPW 1000 XL | | 608.85 | 395.75 | 13.40 | 671254039346 |
| 3089742 | REGAL BPW 1000-1.6 XL | | 608.85 | 395.75 | 13.40 | 671254127685 |
| 3989754 | REGAL BPW 1000-1.6 XL | F190 2" Offset | 656.10 | 426.47 | 13.52 | 671254243576 |
| 3089603 | REGAL BPW 1100 XL | | 608.85 | 395.75 | 13.90 | 671254145030 |
| 3989740 | REGAL BPW 1100-1.6 XL | | 608.85 | 395.75 | 14.10 | 671254131477 |
| 3989727 | REGAL BPW 1150 XL | | 643.70 | 418.41 | 13.50 | 671254111264 |
| 3089614 | REGAL BPW 1150-1.6 | Less Stop | 629.05 | 408.88 | 12.50 | 671254216228 |
| 3089601 | REGAL BPW 1150-1.6 XL | | 643.70 | 418.41 | 13.50 | 671254141612 |

Regal® XL Hydraulic Bedpan Washers

| | | | | | | |
|---------|-----------------------|--|----------|--------|-------|--------------|
| 3989765 | REGAL BPW 9000-1.6 XL | | 1,289.45 | 838.14 | 13.73 | 671254322905 |
|---------|-----------------------|--|----------|--------|-------|--------------|



REGAL 9603 XL



REGAL 940-1.6 XL



REGAL BPW 1000 XL

**Contact Your Local Sloan Representative

Pricing subject to change without notice. For most current pricing, refer to online price sheets at www.sloan.com

| Code Number | Product Number | Description | List Price \$ | MAPP Price \$ | Est. Wt. (lbs.) | UPC Code |
|--|-----------------|------------------|---------------|---------------|-----------------|--------------|
| Crown® Piston-Type Water Closet flushometers | | | | | | |
| Designed and engineered for today's low-consumption, "green" environments, feature a unique cover design that isolates the threads from the water source, protecting the threads from harsh water conditions and ensuring uninterrupted performance. | | | | | | |
| 3120000 | CROWN® 111 | 11-1/2" Rough In | 217.35 | 141.28 | 6.83 | 671254277700 |
| 3120001 | CROWN® 111-1.28 | 11-1/2" Rough In | 217.35 | 141.28 | 6.83 | 671254323896 |
| 3129500 | CROWN® 114-1.6 | 34-1/2" Rough In | 282.55 | 183.66 | 7.82 | 671254278028 |
| 3120300 | CROWN® 115-1.6 | 24" Rough In | 266.25 | 173.06 | 7.34 | 671254278035 |
| 3120303 | CROWN® 115-1.28 | 24" Rough In | 233.00 | 151.45 | 7.30 | 671254369504 |
| 3120400 | CROWN® 116-1.6 | 27" Rough In | 270.75 | 175.99 | 7.49 | 671254278042 |
| 3120800 | CROWN® 120-1.6 | 11-1/2" Rough In | 270.15 | 175.60 | 7.51 | 671254278059 |

Crown® Piston-Type Urinal flushometers

Designed and engineered for today's low-consumption, "green" environments, feature a unique cover design that isolates the threads from the water source, protecting the threads from harsh water conditions and ensuring uninterrupted performance.

| | | | | | | |
|---------|------------------|------------------|--------|--------|------|--------------|
| 3122436 | CROWN® 180-1 | 11-1/2" Rough In | 217.35 | 141.28 | 6.80 | 671254278097 |
| 3122636 | CROWN® 186-1 | 11-1/2" Rough In | 217.35 | 141.28 | 6.58 | 671254278103 |
| 3122626 | CROWN® 186-0.5 | 11-1/2" Rough In | 217.35 | 141.28 | 6.80 | 671254327610 |
| 3122666 | CROWN® 186-0.25 | 11-1/2" Rough In | 217.35 | 141.28 | 6.80 | 671254415485 |
| 3122665 | CROWN® 186-0.125 | 11-1/2" Rough In | 217.35 | 141.28 | 6.80 | 671254405615 |



CROWN 111



CROWN 115



CROWN 120



CROWN 186

**Contact Your Local Sloan Representative

Pricing subject to change without notice. For most current pricing, refer to online price sheets at www.sloan.com

| Code Number | Product Number | Description | List Price \$ | MAPP Price \$ | Est. Wt. (lbs.) | UPC Code |
|--|----------------------|--------------------------|---------------|---------------|-----------------|--------------|
| GEM•2® Piston-Type Water Closet flushometers | | | | | | |
| Quality piston flushometer with filtered metering by-pass, ADA handle, vandal resistant stop cap. Non-hold-open, no external volume adjustment. Fixed volume accuracy w/LPLC technology. | | | | | | |
| 3070190 | GEM•2® 110 XL | 11-1/2" Rough In | 207.45 | 134.84 | 5.70 | 671254317338 |
| 3070199 | GEM•2® 110 XL YO | 11-1/2" Rough In | 207.45 | 134.84 | 5.70 | 671254233218 |
| 3070004 | GEM•2® 111 XL | 11-1/2" Rough In | 207.45 | 134.84 | 5.70 | 671254252936 |
| 3070003 | GEM•2® 111 XL YO | 11-1/2" Rough In | 241.70 | 157.11 | 5.70 | 671254216020 |
| 3070026 | GEM•2® 111-1.28 XL | 11-1/2" Rough In | 207.45 | 134.84 | 5.70 | 671254393134 |
| 3070211 | GEM•2® 113 XL | 16" Rough In | 247.45 | 160.84 | 6.70 | 671254134881 |
| 3070213 | GEM•2® 113 XL YG | 16" Rough In | 261.45 | 169.94 | 6.70 | 671254134898 |
| 3070227 | GEM•2® 113-1.6 XL | 16" Rough In | 212.40 | 138.06 | 6.70 | 671254134911 |
| 3070228 | GEM•2® 113-1.6 XL YG | 16" Rough In | 224.40 | 145.86 | 6.70 | 671254134928 |
| 3070236 | GEM•2® 113-1.28 XL | 16" Rough In | 212.40 | 138.06 | 6.70 | 671254393158 |
| 3070311 | GEM•2® 115 XL | 24" Rough In | 259.00 | 168.35 | 6.70 | 671254134942 |
| 3070327 | GEM•2® 115-1.6 XL | 24" Rough In | 222.30 | 144.50 | 6.70 | 671254134966 |
| 3070328 | GEM•2® 115-1.6 XL 0 | 24" Rough In w/2" Offset | 301.30 | 195.85 | 7.10 | 671254244139 |
| 3070332 | GEM•2® 115-1.28 XL | 24" Rough In | 222.30 | 144.50 | 6.70 | 671254393165 |
| 3070411 | GEM•2® 116 XL | 27" Rough In | 263.40 | 171.21 | 6.70 | 671254134980 |
| 3070427 | GEM•2® 116-1.6 XL | 27" Rough In | 263.40 | 171.21 | 6.70 | 671254135000 |
| 3070432 | GEM•2® 116-1.28 XL | 27" Rough In | 226.05 | 146.93 | 6.70 | 671254393028 |
| 3070811 | GEM•2® 120 XL | 11-1/2" Rough In | 262.85 | 170.85 | 6.20 | 671254135024 |
| 3070813 | GEM•2® 120 XL YG | 11-1/2" Rough In | 275.50 | 179.08 | 6.20 | 671254135031 |
| 3070827 | GEM•2® 120-1.6 XL | 11-1/2" Rough In | 225.65 | 146.67 | 6.20 | 671254135055 |
| 3070828 | GEM•2® 120-1.6 XL YG | 11-1/2" Rough In | 275.50 | 179.08 | 6.20 | 671254135062 |

GEM•2® Exposed Eastern Style flushometers

| | | | | | | |
|---------|----------------|--|--------|--------|------|--------------|
| 3070802 | GEM•2® 136-1.6 | | 262.40 | 170.56 | 7.20 | 671254253957 |
|---------|----------------|--|--------|--------|------|--------------|



GEM•2 110XL



GEM•2 111XL



GEM•2 115XL



GEM•2 120XL

**Contact Your Local Sloan Representative

Pricing subject to change without notice. For most current pricing, refer to online price sheets at www.sloan.com

| Code Number | Product Number | Description | List Price \$ | MAPP Price \$ | Est. Wt. (lbs.) | UPC Code |
|---|----------------------|------------------|---------------|---------------|-----------------|--------------|
| GEM•2® Piston-Type Urinal flushometers | | | | | | |
| 3072428 | GEM•2® 180 XL | 11-1/2" Rough In | 207.45 | 134.84 | 5.70 | 671254135086 |
| 3072427 | GEM•2® 180-1.5 XL | 11-1/2" Rough In | 241.70 | 157.11 | 5.70 | 671254135123 |
| 3072423 | GEM•2® 180-1 XL | 11-1/2" Rough In | 207.45 | 134.84 | 5.70 | 671254135109 |
| 3072604 | GEM•2® 186 YC XL | 11-1/2" Rough In | 207.45 | 134.84 | 5.70 | 671254216037 |
| 3072606 | GEM•2® 186-1 XL | 11-1/2" Rough In | 207.45 | 134.84 | 5.70 | 671254252943 |
| 3072609 | GEM•2® 186-0.5 YC XL | 11-1/2" Rough In | 207.45 | 134.84 | 5.70 | 671254329775 |
| 3072619 | GEM•2® 186-0.125 XL | 11-1/2" Rough In | 207.45 | 134.84 | 5.70 | 671254427631 |
| 3072621 | GEM•2® 186-0.25 XL | 11-1/2" Rough In | 207.45 | 134.84 | 5.70 | 671254427648 |



GEM•2 136XL



GEM•2 186XL

**Contact Your Local Sloan Representative

Pricing subject to change without notice. For most current pricing, refer to online price sheets at www.sloan.com

| Code Number | Product Number | Description | List Price \$ | MAPP Price \$ | Est. Wt. (lbs.) | UPC Code |
|---|-------------------|------------------|---------------|---------------|-----------------|--------------|
| Naval® Water Closet flushometers | | | | | | |
| Specialty piston flushometer for harsh and salt water applications. Includes self-cleaning by-pass, ADA handle, vandal resistant stop cap, vacuum breaker flush connection & stamped wall flange as standard. Non-hold-open, no external volume adjustment. | | | | | | |
| 3140100 | NAVAL® 110 | 11-1/2" Rough In | 421.65 | 274.07 | 6.50 | 671254136984 |
| 3140135 | NAVAL® 110 XYV | 11-1/2" Rough In | 410.50 | 266.83 | 6.50 | 671254137011 |
| 3140137 | NAVAL® 110 XYV YG | 11-1/2" Rough In | 465.45 | 302.54 | 6.50 | 671254137028 |
| 3140011 | NAVAL® 111 | 11-1/2" Rough In | 421.65 | 274.07 | 6.50 | 671254136977 |
| 3140035 | NAVAL® 111 XYV | 11-1/2" Rough In | 410.50 | 266.83 | 6.50 | 671254146983 |
| 3140200 | NAVAL® 113 | 16" Rough In | 467.75 | 304.04 | 6.90 | 671254142022 |
| 3140300 | NAVAL® 115 | 24" Rough In | 442.80 | 287.82 | 7.50 | 671254142039 |
| 3140426 | NAVAL® 116-1.6 | 27" Rough In | 491.30 | 319.35 | 7.50 | 671254201002 |
| 3140800 | NAVAL® 120 | 11-1/2" Rough In | 491.50 | 319.48 | 7.00 | 671254202061 |
| 3140835 | NAVAL® 120 XYV | 11-1/2" Rough In | 479.45 | 311.64 | 6.50 | 671254137066 |

Naval® Urinal flushometers

Specialty piston flushometer for harsh and salt water applications. Includes self-cleaning by-pass, ADA handle, vandal resistant stop cap, vacuum breaker flush connection & stamped wall flange as standard. Non-hold-open, no external volume adjustment.

| | | | | | | |
|---------|------------------|------------------|--------|--------|------|--------------|
| 3142435 | NAVAL® 180 XYV | 11-1/2" Rough In | 447.80 | 291.07 | 6.50 | 671254232129 |
| 3142400 | NAVAL® 180-1 | 11-1/2" Rough In | 460.05 | 299.03 | 6.50 | 671254137172 |
| 3142402 | NAVAL® 180-1 XYV | 11-1/2" Rough In | 447.80 | 291.07 | 6.50 | 671254233249 |
| 3142600 | NAVAL® 186-1 | 11-1/2" Rough In | 421.65 | 274.07 | 6.50 | 671254137189 |
| 3142635 | NAVAL® 186-1 XYV | 11-1/2" Rough In | 447.80 | 291.07 | 6.50 | 671254137226 |



NAVAL 110



NAVAL 180

**Contact Your Local Sloan Representative

Pricing subject to change without notice. For most current pricing, refer to online price sheets at www.sloan.com

| Code Number | Product Number | Description | List Price \$ | MAPP Price \$ | Est. Wt. (lbs.) | UPC Code |
|--|---------------------|------------------|---------------|---------------|-----------------|--------------|
| Dolphin® Water Closet flushometers | | | | | | |
| Slow closing specialty flushometer recommended for shipboard applications, salt water applications. Includes metal lever handle, vandal resistant stop cap, vacuum breaker flush connection, spud coupling and flange as standard. Flushometer DOES NOT require water pressure to positively shut off. | | | | | | |
| 3050100 | DOLPHIN® 110 | 11-1/2" Rough In | 564.25 | 366.76 | 8.40 | 671254036666 |
| 3950110 | DOLPHIN® 110 GJ | 11-1/2" Rough In | 585.40 | 380.51 | 7.90 | 671254052499 |
| 3950126 | DOLPHIN® 110 GJ XYV | | 574.30 | 373.30 | 6.80 | 671254052505 |
| 3050000 | DOLPHIN® 111 | 11-1/2" Rough In | 564.25 | 366.76 | 7.90 | 671254133570 |
| 3050035 | DOLPHIN® 111 XYV | | 553.25 | 359.61 | 7.90 | 671254201675 |
| 3050002 | DOLPHIN® 111 GJ XYV | | 626.50 | 407.23 | 6.70 | 671254234932 |
| 3050235 | DOLPHIN® 113 XYV | | 611.30 | 397.35 | 8.10 | 671254036826 |
| 3050300 | DOLPHIN® 115 | 24" Rough In | 585.40 | 380.51 | 7.90 | 671254036833 |
| 3050335 | DOLPHIN® 115 XYV | | 574.30 | 373.30 | 8.60 | 671254036864 |
| 3050336 | DOLPHIN® 115 GJ XYV | | 595.60 | 387.14 | 8.40 | 671254241619 |
| 3050400 | DOLPHIN® 116 | 27" Rough In | 667.70 | 434.01 | 8.50 | 671254036888 |

Dolphin® Urinal flushometers

Slow closing specialty flushometer recommended for shipboard applications, salt water applications. Includes metal lever handle, vandal resistant stop cap, vacuum breaker flush connection, spud coupling and flange as standard. Flushometer DOES NOT require water pressure to positively shut off.

| | | | | | | |
|---------|-----------------------|------------------|--------|--------|------|--------------|
| 3052400 | DOLPHIN® 180 | 11-1/2" Rough In | 615.60 | 400.14 | 7.80 | 671254037151 |
| 3052600 | DOLPHIN® 186-1 | 11-1/2" Rough In | 564.25 | 366.76 | 7.90 | 671254037212 |
| 3952614 | DOLPHIN® 186-1 GJ | 11-1/2" Rough In | 585.40 | 380.51 | 7.50 | 671254052635 |
| 3952612 | DOLPHIN® 186-1 GJ XYV | | 626.80 | 407.42 | 7.40 | 671254052628 |

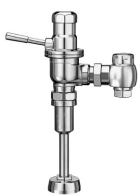
Dolphin® Federal Specification flushometers

Slow closing specialty flushometer recommended for shipboard applications, salt water applications. Includes metal lever handle, vandal resistant stop cap, vacuum breaker flush connection, spud coupling and flange as standard. Flushometer DOES NOT require water pressure to positively shut off.


| | | | | | | |
|---------|-------------------------|-----------------------------|--------|--------|------|--------------|
| 3057002 | DOLPHIN® Type 1 Class B | | 538.60 | 350.09 | 7.00 | 671254037335 |
| 3057050 | DOLPHIN® Type 2 Class B | | 699.20 | 454.48 | 7.00 | 671254037373 |
| 3057005 | DOLPHIN® Type 1 Class A | | 549.80 | 357.37 | 7.00 | 671254037359 |
| 3057053 | DOLPHIN® Type 2 Class A | | 659.30 | 428.55 | 7.00 | 671254037403 |
| 3057004 | DOLPHIN® Type 1 Class A | w/Sil-Braze Adapter | 677.35 | 440.28 | 7.50 | 671254037342 |
| 3057051 | DOLPHIN® Type 2 Class A | w/Sil-Braze Adapter | 750.40 | 487.76 | 7.50 | 671254037380 |
| 3057006 | DOLPHIN® Type 1 Class B | w/Sil-Braze Adapter | 719.05 | 467.38 | 7.00 | 671254037366 |
| 3050135 | DOLPHIN® 110 XYV | | 553.25 | 359.61 | 8.00 | 671254036727 |
| 3050435 | DOLPHIN® 115 XYV | H-551-A 4-1/16" (Special) | 639.30 | 415.55 | 8.00 | 671254036901 |
| 3052635 | DOLPHIN® 186-1 XYV | | 603.50 | 392.28 | 8.00 | 671254037243 |
| 3950140 | DOLPHIN® 3.5C | Ground Joint Tailpiece & VB | 626.45 | 407.19 | 5.10 | 671254223134 |
| 3950141 | DOLPHIN® 3.5C | Adjustable Tailpiece & VB | 603.45 | 392.24 | 6.60 | 671254052529 |
| 3950143 | DOLPHIN® 1.0U | Adjustable Tailpiece & VB | 603.45 | 392.24 | 6.40 | 671254052543 |



DOLPHIN 110



DOLPHIN 186



DOLPHIN TYPE 1 CLASS A

**Contact Your Local Sloan Representative

Pricing subject to change without notice. For most current pricing, refer to online price sheets at www.sloan.com

| Code Number | Product Number | Description | List Price \$ | MAPP Price \$ | Est. Wt. (lbs.) | UPC Code |
|---|--------------------|---------------------------------------|---------------|---------------|-----------------|----------|
| Manual Sloan CX flushometers | | | | | | |
| Sloan's new line of manual flushometers for concealed applications features the smallest front access wall plate in the industry. | | | | | | |
| 3400200 | CX 158-1.6 | Sloan CX 1.6 gpf flushometer | 315.00 | 204.75 | 5.0 | |
| 3400201 | CX 158-1.28 | Sloan CX 1.28 gpf flushometer | 315.00 | 204.75 | 5.0 | |
| 3400202 | CX 198-0.5 | Sloan CX 0.5 gpf flushometer | 315.00 | 204.75 | 5.0 | |
| 3400203 | CX 198-0.25 | Sloan CX 0.25 gpf flushometer | 315.00 | 204.75 | 5.0 | |
| 3400220 | CX 198-0.125 | Sloan CX 0.125 gpf flushometer | 315.00 | 204.75 | 5.0 | |
| 3400204 | CX 158-1.6 PVDSF | Sloan CX 1.6 gpf flushometer- PVDSF | 410.00 | 266.50 | 5.0 | |
| 3400205 | CX 158-1.28 PVDSF | Sloan CX 1.28 gpf flushometer- PVDSF | 410.00 | 266.50 | 5.0 | |
| 3400206 | CX 198-0.5 PVDSF | Sloan CX 0.5 gpf flushometer- PVDSF | 410.00 | 266.50 | 5.0 | |
| 3400207 | CX 198-0.25 PVDSF | Sloan CX 0.25 gpf flushometer- PVDSF | 410.00 | 266.50 | 5.0 | |
| 3400221 | CX 198-0.125 PVDSF | Sloan CX 0.125 gpf flushometer- PVDSF | 410.00 | 266.50 | 5.0 | |
| 3400212 | CX 158-1.6 PVDPB | Sloan CX 1.6 gpf flushometer- PVDPB | 410.00 | 266.50 | 5.0 | |
| 3400213 | CX 158-1.28 PVDPB | Sloan CX 1.28 gpf flushometer- PVDPB | 410.00 | 266.50 | 5.0 | |
| 3400214 | CX 198-0.5 PVDPB | Sloan CX 0.5 gpf flushometer- PVDPB | 410.00 | 266.50 | 5.0 | |
| 3400215 | CX 198-0.25 PVDPB | Sloan CX 0.25 gpf flushometer- PVDPB | 410.00 | 266.50 | 5.0 | |
| 3400223 | CX 198-0.125 PVDPB | Sloan CX 0.125 gpf flushometer- PVDPB | 410.00 | 266.50 | 5.0 | |
| 3400208 | CX 158-1.6 PVDBN | Sloan CX 1.6 gpf flushometer- PVDBN | 410.00 | 266.50 | 5.0 | |
| 3400209 | CX 158-1.28 PVDBN | Sloan CX 1.28 gpf flushometer- PVDBN | 410.00 | 266.50 | 5.0 | |
| 3400210 | CX 198-0.5 PVDBN | Sloan CX 0.5 gpf flushometer- PVDBN | 410.00 | 266.50 | 5.0 | |
| 3400211 | CX 198-0.25 PVDBN | Sloan CX 0.25 gpf flushometer- PVDBN | 410.00 | 266.50 | 5.0 | |
| 3400222 | CX 198-0.125 PVDBN | Sloan CX 0.125 gpf flushometer- PVDBN | 410.00 | 266.50 | 5.0 | |
| 3400216 | CX 158-1.6 PVDMB | Sloan CX 1.6 gpf flushometer- PVDMB | 410.00 | 266.50 | 5.0 | |
| 3400217 | CX 158-1.28 PVDMB | Sloan CX 1.28 gpf flushometer- PVDMB | 410.00 | 266.50 | 5.0 | |
| 3400218 | CX 198-0.5 PVDMB | Sloan CX 0.5 gpf flushometer- PVDMB | 410.00 | 266.50 | 5.0 | |
| 3400219 | CX 198-0.25 PVDMB | Sloan CX 0.25 gpf flushometer- PVDMB | 410.00 | 266.50 | 5.0 | |
| 3400224 | CX 198-0.125 PVDMB | Sloan CX 0.125 gpf flushometer- PVDMB | 410.00 | 266.50 | 5.0 | |

Manual Products
WLP

**Contact Your Local Sloan Representative

Pricing subject to change without notice. For most current pricing, refer to online price sheets at www.sloan.com

| Code Number | Product Number | Description | List Price \$ | MAPP Price \$ | Est. Wt. (lbs.) | UPC Code |
|--|----------------|-------------|---------------|---------------|-----------------|--------------|
| Act-O-Matic® Showerheads – Standard Models | | | | | | |
| Spring-loaded, self-cleaning spray disc, pressure compensating flow control, universal ball joints, thumb screw volume control on AC-11. | | | | | | |
| 4020130 | AC-11-2.0 CP | | 116.70 | 75.86 | 1.30 | 671254339057 |
| 4020100 | AC-11-2.5 | | 116.70 | 75.86 | 1.30 | 671254112223 |
| 4021030 | AC-51-2.0 CP | | 110.25 | 71.66 | 1.17 | 671254339064 |
| 4021000 | AC-51-2.5 | | 110.25 | 71.66 | 1.20 | 671254112179 |

Act-O-Matic® Showerheads – Institutional Models

Spring-loaded, self-cleaning spray disc, pressure compensating adjustable spray angle, mounting plate with vandal resistant mounting screws.

| | | | | | | |
|---------|--------------|-------------------|--------|--------|------|--------------|
| 4024500 | AC-450-A | w/Flow Control CP | 270.45 | 175.79 | 3.00 | 671254112131 |
| 4024530 | AC-450-A-2.0 | | 270.45 | 175.79 | 3.00 | 671254338968 |
| 4024600 | AC-460-A | w/Flow Control CP | 310.20 | 201.63 | 3.00 | 671254112728 |
| 4024630 | AC-460-A-2.0 | | 310.20 | 201.63 | 3.00 | 671254338975 |

Accessories

Pipe Supports & Bumpers

| | | | | | | |
|---------|---------|-------------------------------|-------|-------|------|--------------|
| 0310001 | J-1-A | | 57.30 | 37.25 | 0.10 | 671254011731 |
| 0310081 | J-112-A | | 58.25 | 37.86 | 0.60 | 671254011861 |
| 0310083 | J-212-A | 1-1/2" CP 5 C to E – YK | 44.30 | 28.80 | 0.50 | 671254011878 |
| 0310087 | J-212-A | 1-1/2" CP 6 C to E – YK | 47.40 | 30.81 | 0.50 | 671254011885 |
| 0310097 | J-212-A | 1" IPS CP 5 C to E | 70.65 | 45.92 | 0.50 | 671254011922 |
| 0310090 | J-312-A | 1-1/2" Split CP 5 C to E – YJ | 53.30 | 34.65 | 0.50 | 671254011892 |
| 0310092 | J-312-A | 1-1/2" Split CP 6 C to E – YJ | 70.65 | 45.92 | 0.50 | 671254011908 |
| 0310095 | J-312-A | 1" IPS Split CP 5 C to E | 70.65 | 45.92 | 0.50 | 671254011915 |

Sweat Solder Adapter Kits

| | | | | | | |
|---------|----------|--|-------|------|------|--------------|
| 3308782 | H-633-AA | | 11.70 | 7.61 | 0.30 | 671254117389 |
| 3308785 | H-634-AA | | 11.70 | 7.61 | 0.30 | 671254117464 |
| 3308788 | H-636-AA | | 11.70 | 7.61 | 0.30 | 671254117396 |
| 3308603 | H-532 | | 5.15 | 3.35 | 0.10 | 671254042698 |
| 3308780 | H-533-AS | | 11.70 | 7.61 | 0.30 | 671254042735 |
| 3308783 | H-534-AS | | 11.70 | 7.61 | 0.30 | 671254042742 |
| 3308607 | H-535 | | 5.15 | 3.35 | 0.10 | 671254042704 |
| 3308786 | H-536-AS | | 11.70 | 7.61 | 0.30 | 671254042759 |

Easy Access Wall Panel-Manual Flushometers Only

| | | | | | | |
|---------|--------|--------------------------------|--------|--------|------|--------------|
| 0334030 | WB-1-A | Wall Box Assembly (B/P #24508) | 280.95 | 182.62 | 6.50 | 671254058385 |
|---------|--------|--------------------------------|--------|--------|------|--------------|



AC-11



AC-460



J-1-A



WB-1-A

**Contact Your Local Sloan Representative

Pricing subject to change without notice. For most current pricing, refer to online price sheets at www.sloan.com

| Code Number | Product Number | Description | List Price \$ | MAPP Price \$ | Est. Wt. (lbs.) | UPC Code |
|-------------------------------------|----------------|--|---------------|---------------|-----------------|--------------|
| Manual Repair Parts and Kits | | | | | | |
| 3301500 | A-1037-A | Repair Kit Royal® 1.5 gpf/5.7 Lpf Urinal-Dual-Filtered By-Pass | 52.95 | 34.42 | 0.38 | 671254219540 |
| 3301120 | A-1037-A-BX | Repair Kit Royal® 1.5 gpf/5.7 Lpf Urinal-Boxed | 51.40 | 24.42 | 0.28 | 671254257504 |
| 3301501 | A-1038-A | Repair Kit Royal® 3.5 gpf/13.2 Lpf Closet-Dual-Filtered By-Pass | 52.95 | 34.42 | 0.38 | 671254219519 |
| 3301121 | A-1038-A-BX | Repair Kit Royal® 3.5 gpf/13.2 Lpf Closet-Boxed | 51.40 | 24.42 | 0.28 | 671254258013 |
| 3301502 | A-1041-A | Repair Kit Royal® 1.6 gpf/6.0 Lpf Closet-Dual-Filtered By-Pass | 52.95 | 34.42 | 0.38 | 671254219526 |
| 3301122 | A-1041-A-BX | Repair Kit Royal® 1.6 gpf/6.0 Lpf Closet-Boxed | 51.40 | 24.42 | 0.28 | 671254258020 |
| 3301503 | A-1042-A | Repair Kit Royal® 1.0 gpf/3.8 Lpf Urinal-Dual-Filtered By-Pass | 52.95 | 34.42 | 0.38 | 671254219557 |
| 3301123 | A-1042-A-BX | Repair Kit Royal® 1.0 gpf/3.8 Lpf Urinal-Boxed | 51.40 | 24.42 | 0.28 | 671254258037 |
| 3301504 | A-1043-A | Repair Kit Royal® 0.5 gpf/1.9 Lpf Urinal-Dual-Filtered By-Pass | 52.95 | 34.42 | 0.38 | 671254219564 |
| 3301124 | A-1043-A-BX | Repair Kit Royal® 0.5 gpf/1.9 Lpf Urinal-Boxed | 51.40 | 24.42 | 0.28 | 671254258044 |
| 3301505 | A-1044-A | Repair Kit Royal® 2.4 gpf/9.0 Lpf Closet-Dual-Filtered By-Pass | 52.95 | 34.42 | 0.38 | 671254219533 |
| 3301125 | A-1044-A-BX | Repair Kit Royal® 2.4 gpf/9.0 Lpf Closet-Boxed | 51.40 | 24.42 | 0.28 | 671254258051 |
| 3301506 | A-1045-A | Repair Kit Royal® 1.28 gpf/4.8 Lpf Closet Dual-Filtered By Pass | 52.95 | 34.42 | 0.28 | 671254224605 |
| 3301119 | A-1045-A-BX | Repair Kit Royal® 1.28 gpf/4.8 Lpf Closet-Boxed | 51.40 | 24.42 | 0.28 | 671254351660 |
| 3301142 | A-1047-A-BX | Repair Kit Royal® 0.25 gpf/1.0 Lpf Urinal | 51.40 | 24.42 | 0.44 | 671254373860 |
| 3301143 | A-1050-A-BX | Repair Kit Royal® 0.125 gpf/0.5 Lpf Urinal | 51.40 | 24.42 | 0.44 | 671254378735 |
| 5301283 | A-108 | Filter Ring – for Pre-1964 Valve Bodies – Qty Pack only (6/pack) | 5.30 | 3.45 | 0.02 | 671254214040 |
| 0301275 | A-109 | Plier Wrench 12" | 237.50 | 154.38 | 1.56 | 671254211728 |
| 0301075PK | A-11 | Inside Cover (prior 1971) | 9.60 | 6.24 | 0.09 | 671254000513 |
| 3301070 | A-1101-A | Rebuild Kit 1.6 gpf/6.0 Lpf Closet Exposed | 62.30 | 40.50 | 0.48 | 671254146907 |
| 3301150 | A-1101-A-BX | Rebuild Kit 1.6 gpf/6.0 Lpf Closet Exposed – Boxed | 60.50 | 28.74 | 0.48 | 671254258068 |
| 3301071 | A-1102-A | Rebuild Kit 3.5 gpf/13.2 Lpf Closet Exposed | 62.30 | 40.50 | 0.48 | 671254146914 |
| 3301151 | A-1102-A-BX | Rebuild Kit 3.5 gpf/13.2 Lpf Closet Exposed – Boxed | 60.50 | 28.74 | 0.48 | 671254258075 |
| 3301072 | A-1103-A | Rebuild Kit 2.4 gpf/9.0 Lpf Closet Exposed | 62.30 | 40.50 | 0.48 | 671254146921 |
| 3301152 | A-1103-A-BX | Rebuild Kit 2.4 gpf/9.0 Lpf Closet Exposed – Boxed | 60.50 | 28.74 | 0.48 | 671254258082 |
| 3301076 | A-1104-A | Rebuild Kit 1.28 gpf/4.8 Lpf Closet Exposed | 62.30 | 40.50 | 0.48 | 671254409323 |
| 3301157 | A-1104-A-BX | Rebuild Kit 1.28 gpf/4.8 Lpf Closet Exposed- Boxed | 60.50 | 28.74 | 0.48 | 671254409705 |
| 3301073 | A-1106-A | Rebuild Kit 0.5 gpf/1.9 Lpf Urinal Exposed | 62.30 | 40.50 | 0.48 | 671254146938 |
| 3301153 | A-1106-A-BX | Rebuild Kit 0.5 gpf/1.9 Lpf Urinal Exposed – Boxed | 60.50 | 28.74 | 0.48 | 671254258099 |
| 3301074 | A-1107-A | Rebuild Kit 1.0 gpf/3.8 Lpf Urinal Exposed | 62.30 | 40.50 | 0.48 | 671254146945 |
| 3301154 | A-1107-A-BX | Rebuild Kit 1.0 gpf/3.8 Lpf Urinal Exposed – Boxed | 60.50 | 28.74 | 0.48 | 671254258105 |
| 3301075 | A-1108-A | Rebuild Kit 1.5 gpf/5.7 Lpf Urinal Exposed | 62.30 | 40.50 | 0.48 | 671254146952 |
| 3301155 | A-1108-A-BX | Rebuild Kit 1.5 gpf/5.7 Lpf Urinal Exposed – Boxed | 60.50 | 28.74 | 0.48 | 671254258112 |
| 3301085 | A-1201-A | Rebuild Kit 1.6 gpf/6.0 Lpf Closet Concealed | 64.15 | 41.70 | 0.48 | 671254145856 |
| 3301084 | A-1202-A | Rebuild Kit 3.5 gpf/13.2 Lpf Closet Concealed | 64.15 | 41.70 | 0.48 | 671254145849 |
| 3301088 | A-1203-A | Rebuild Kit 2.4 gpf/9.0 Lpf Closet Concealed | 64.15 | 41.70 | 0.48 | 671254206199 |
| 3301090 | A-1204-A | Rebuild Kit 1.28 gpf/4.8 Lpf Closet Concealed | 64.15 | 41.70 | 0.48 | 671254421806 |
| 3301087 | A-1206-A | Rebuild Kit 0.5 gpf/1.9 Lpf Urinal Concealed | 64.15 | 41.70 | 0.48 | 671254145870 |
| 3301086 | A-1207-A | Rebuild Kit 1.0 gpf/3.8 Lpf Urinal Concealed | 64.15 | 41.70 | 0.48 | 671254145863 |
| 3301083 | A-1208-A | Rebuild Kit 1.5 gpf/5.7 Lpf Urinal Concealed | 64.15 | 41.70 | 0.48 | 671254145832 |
| 3301184 | A-1121-A | Tune Up Kit 1.6 gpf/6.0 Lpf Closet Exposed | 66.80 | 43.42 | 0.50 | 671254444584 |



A-1041-A



A-109



A-1106-A

| Code Number | Product Number | Description | List Price \$ | MAPP Price \$ | Est. Wt. (lbs.) | UPC Code |
|-------------|----------------|--|---------------|---------------|-----------------|--------------|
| 3301185 | A-1122-A | Tune Up Kit 3.5 gpf/13.2 Lpf Closet Exposed | 66.80 | 43.42 | 0.50 | 671254444591 |
| 3301186 | A-1124-A | Tune Up Kit 1.28 gpf/4.8 Lpf Closet Exposed | 66.80 | 43.42 | 0.50 | 671254444607 |
| 3301187 | A-1125-A | Tune Up Kit 0.125 gpf/0.5 Lpf Urinal Exposed | 60.50 | 28.74 | 0.50 | 671254444614 |
| 3301188 | A-1126-A | Tune Up Kit 0.5 gpf/1.9 Lpf Urinal Exposed | 68.80 | 44.72 | 0.50 | 671254444621 |
| 3301189 | A-1127-A | Tune Up Kit 1.0 gpf/3.8 Lpf Urinal Exposed | 68.80 | 44.72 | 0.50 | 671254445260 |
| 3301190 | A-1128-A | Tune Up Kit 1.5 gpf/5.7 Lpf Urinal Exposed | 68.80 | 44.72 | 0.50 | 671254445277 |
| 3301191 | A-1129-A | Tune Up Kit 0.25 gpf/1.0 Lpf Urinal Exposed | 68.80 | 44.72 | 0.50 | 671254445284 |
| 0301630 | A-124 | Strap Wrench | 93.05 | 60.48 | 0.82 | 671254227552 |
| 5301111 | A-15-A | Molded Disc – Quantity Pack only (12/pack) | 6.50 | 4.23 | 1.56 | 671254044760 |
| 5301031 | A-151-A | Low Consumption Guide (1.6 gpf/6 Lpf) Closet – Qty Pk only (12/pack) | 13.95 | 9.07 | 1.13 | 671254045620 |
| 5301032 | A-152-A | Water Saver Guide (3.5 gpf/13.2 Lpf) – Qty Pack only (12/pack) | 6.15 | 4.00 | 1.13 | 671254045668 |
| 5301155 | A-155-A | Low Consumption Guide (1.0 gpf/3.8 Lpf) Urinal – Qty Pack only (12/pack) | 13.95 | 9.07 | 0.10 | 671254128101 |
| 5301188 | A-156-A | Diaphragm – Regal® – Quantity Pack only (12/pack) | 7.55 | 4.91 | 1.13 | 671254044739 |
| 5301189 | A-156-AA | Diaphragm Repair Kit – Quantity Pack only (6/pack) | 15.70 | 10.21 | 1.25 | 671254044722 |
| 5301157 | A-157-A | Repair Kit 0.5 gpf/1.9 Lpf Guide Assembly – Quantity Pack only (12/pack) | 13.95 | 9.07 | 0.04 | 671254132177 |
| 5301236 | A-163-A | Guide – Quantity Pack only (12/pack) | 6.15 | 4.00 | 0.10 | 671254044715 |
| 0301104 | A-175-A | Low Pressure Guide | 19.20 | 12.48 | 0.06 | 671254000568 |
| 5301058 | A-19-AC | Closet Relief Valve, White – Quantity Pack only (12/pack) | 7.55 | 4.91 | 0.80 | 671254044784 |
| 0301132PK | A-19-ACM | Closet Metal (Brass) Relief Valve | 18.65 | 12.12 | 0.15 | 671254145382 |
| 0301143PK | A-19-AL | Closet Relief Valve, Blue LC 2.4 gpf/9.0 Lpf | 7.55 | 4.91 | 0.70 | 671254221482 |
| 5301211 | A-19-ALC | Relief Valve, Green (Closet/Urinal-LC) – Quantity Pack only (12/pack) | 7.55 | 4.91 | 0.80 | 671254127623 |
| 0301178PK | A-19-ALCM | Closet Metal (Brass) Relief Valve LC | 18.65 | 12.12 | 0.15 | 671254130340 |
| 5301059 | A-19-AU | Urinal Relief Valve, Black – Quantity Pack only (12/pack) | 7.55 | 4.91 | 0.80 | 671254044777 |
| 0301131 | A-19-AUM | Urinal Metal (Brass) Relief Valve | 18.65 | 12.12 | 0.15 | 671254000643 |
| 0301298PK | A-206 | Royal II® Cover | 93.10 | 60.52 | 0.71 | 671254269033 |
| 5301137 | A-30 | Gasket – Quantity Pack only (30/pack) | 0.80 | 0.52 | 0.10 | 671254044814 |
| 5301139 | A-31 | Handle Gasket – Quantity Pack only (48/pack) | 0.80 | 0.52 | 0.10 | 671254044821 |
| 5301140 | A-31-P | Pedal Handle Gasket – Quantity Pack only (48/pack) | 0.80 | 0.52 | 0.10 | 671254044838 |
| 3301035 | A-35-A | Repair Kit (Hot Water) Prison Lavatory | 35.15 | 22.85 | 0.38 | 671254039414 |
| 3301036 | A-36-A | Repair Kit Regal® 4.5 gpf/16.9 Lpf Closet | 26.85 | 12.75 | 0.38 | 671254039421 |
| 3301037 | A-37-A | Repair Kit Regal® 1.5 gpf/5.7 Lpf Urinal | 26.85 | 12.75 | 0.38 | 671254039438 |
| 3301038 | A-38-A | Repair Kit Regal® 3.5 gpf/13.2 Lpf Closet | 26.85 | 12.75 | 0.38 | 671254039445 |
| 3301039 | A-39-A | Repair Kit Regal® 4.5 gpf Pedal Closet | 35.65 | 23.17 | 0.40 | 671254039452 |
| 0301077PK | A-4 | Continental® Cover | 35.00 | 22.75 | 0.61 | 671254000520 |
| 3301040 | A-40-A | Repair Kit Regal® 1.5 gpf/5.7 Lpf Pedal Urinal | 35.65 | 23.17 | 0.40 | 671254039469 |
| 3301041 | A-41-A | Repair Kit Regal® 1.6 gpf/6.0 Lpf Closet LC | 36.75 | 17.46 | 0.35 | 671254039476 |
| 3301044 | A-42-A | Repair Kit Regal® 1.0 gpf/3.8 Lpf Urinal LC | 36.75 | 17.46 | 0.37 | 671254045705 |
| 3301081 | A-43-A | Repair Kit Regal® 0.5 gpf/1.9 Lpf Urinal | 36.75 | 17.46 | 0.38 | 671254130609 |
| 3301024 | A-44-A | Repair Kit Regal® 2.4 gpf/9.0 Lpf Closet | 36.75 | 17.46 | 0.38 | 671254124851 |
| 0301255 | A-50 | Wrench | 59.50 | 38.68 | 1.12 | 671254001053 |
| 5301170 | A-56-A | Diaphragm w/A-29 – Quantity Pack only (48/pack) | 8.05 | 5.23 | 1.13 | 671254044753 |



A-19-AC



A-37-A




A-56-A



B-12-A

| Code Number | Product Number | Description | List Price \$ | MAPP Price \$ | Est. Wt. (lbs.) | UPC Code |
|-------------|----------------|--|---------------|---------------|-----------------|--------------|
| 5301176 | A-56-AA | Diaphragm Repair Kit w/A-29 – Old Style pre-1965 – Quantity Pack only (6/pack) | 17.15 | 11.15 | 1.25 | 671254044746 |
| 0301082PK | A-6 | Handle Coupling CP | 7.75 | 5.04 | 0.07 | 671254000537 |
| 0301083PK | A-6 | Handle Coupling RB | 7.05 | 4.58 | 0.07 | 671254000537 |
| 0301168 | A-71 | Inside Cover | 9.60 | 6.24 | 0.09 | 671254000803 |
| 0301221 | A-71 | Continental® Inside Cover | 12.35 | 8.03 | 0.08 | 671254000926 |
| 0301173PK | A-72 | Outside Cover RB | 28.75 | 18.69 | 0.73 | 671254000834 |
| 0301172PK | A-72 | Outside Cover CP | 31.30 | 20.35 | 0.73 | 671254000834 |
| 0302116 | B-12-A | Handle 3-3/4" LDIM CP | 113.15 | 73.55 | 1.45 | 671254001794 |
| 0302124 | B-12-A | Handle 4-3/4" LDIM CP | 118.90 | 77.29 | 1.57 | 671254001800 |
| 0302131 | B-12-A | Handle 5-3/4" LDIM CP | 124.70 | 81.06 | 1.73 | 671254001817 |
| 0302138 | B-12-A | Handle 6-3/4" LDIM CP | 130.45 | 84.79 | 1.85 | 671254001824 |
| 0302146 | B-12-A | Handle 7-3/4" LDIM CP | 136.10 | 88.47 | 1.99 | 671254001831 |
| 0302152 | B-12-A | Handle 8-3/4" LDIM CP | 141.85 | 92.20 | 2.13 | 671254001848 |
| 0302158 | B-12-A | Handle 9-3/4" LDIM CP | 147.45 | 95.84 | 2.24 | 671254001862 |
| 0302159 | B-12-A | Handle 10-3/4" LDIM CP | 153.85 | 100.00 | 2.49 | 671254001879 |
| 0302164 | B-12-A | Handle 11-3/4" LDIM CP | 158.95 | 103.32 | 2.63 | 671254001886 |
| 0302165 | B-12-A | Handle 12-3/4" LDIM CP | 164.55 | 106.96 | 2.80 | 671254001893 |
| 0302167 | B-12-A | Handle 13-3/4" LDIM CP | 170.40 | 110.76 | 2.94 | 671254001916 |
| 0302169 | B-12-A | Handle 14-3/4" LDIM CP | 176.10 | 114.47 | 3.09 | 671254001923 |
| 0302171 | B-12-AWB | Handle 3-3/4" LDIM CP for Wall Box | 150.05 | 97.53 | 1.45 | 671254221529 |
| 0302172 | B-12-AWB | Handle 4-3/4" LDIM CP for Wall Box | 155.85 | 101.30 | 1.57 | 671254221536 |
| 0302173 | B-12-AWB | Handle 5-3/4" LDIM CP for Wall Box | 161.50 | 104.98 | 1.73 | 671254221543 |
| 0302174 | B-12-AWB | Handle 6-3/4" LDIM CP for Wall Box | 167.15 | 108.65 | 1.85 | 671254221550 |
| 0302175 | B-12-AWB | Handle 7-3/4" LDIM CP for Wall Box | 172.95 | 112.42 | 1.99 | 671254221567 |
| 0302176 | B-12-AWB | Handle 8-3/4" LDIM CP for Wall Box | 178.65 | 116.12 | 2.13 | 671254221574 |
| 0302177 | B-12-AWB | Handle 9-3/4" LDIM CP for Wall Box | 184.25 | 119.76 | 2.24 | 671254221581 |
| 0302178 | B-12-AWB | Handle 10-3/4" LDIM CP for Wall Box | 189.95 | 123.47 | 2.49 | 671254221598 |
| 0302192 | B-15-A | Filler Rod 3-3/4" LDIM | 10.20 | 6.63 | 0.04 | 671254001930 |
| 0302197 | B-15-A | Filler Rod 4-3/4" LDIM | 10.60 | 6.89 | 0.05 | 671254001947 |
| 0302201 | B-15-A | Filler Rod 5-3/4" LDIM | 11.25 | 7.31 | 0.06 | 671254001954 |
| 0302208 | B-15-A | Filler Rod 6-3/4" LDIM | 11.70 | 7.61 | 0.07 | 671254002012 |
| 0302211 | B-15-A | Filler Rod 7-3/4" LDIM | 12.35 | 8.03 | 0.09 | 671254002036 |
| 0302216 | B-15-A | Filler Rod 8-3/4" LDIM | 12.90 | 8.39 | 0.10 | 671254002043 |
| 0302219 | B-15-A | Filler Rod 9-3/4" LDIM | 13.55 | 8.81 | 0.13 | 671254002050 |
| 0302223 | B-15-A | Filler Rod 10-3/4" LDIM | 14.00 | 9.10 | 0.14 | 671254002067 |
| 0302226 | B-15-A | Filler Rod 11-3/4" LDIM | 14.40 | 9.36 | 0.15 | 671254002074 |
| 0302232 | B-15-A | Filler Rod 13-3/4" LDIM | 15.65 | 10.17 | 0.17 | 671254002128 |
| 0302233 | B-15-A | Filler Rod 14-3/4" LDIM | 16.25 | 10.56 | 0.18 | 671254002135 |
| 0302301 | B-15-A | Filler Rod 12-3/4" LDIM | 15.00 | 9.75 | 0.16 | 671254002425 |
| 0302252 | B-23 | SPL VR Flange for Wall Box | 45.70 | 29.71 | 0.18 | 671254002289 |
| 0302248PK | B-23 | Wall Flange 2-3/4" | 20.00 | 13.00 | 0.18 | 671254002265 |



B-15-A



B-23



B-32-A



B-51-A

| Code Number | Product Number | Description | List Price \$ | MAPP Price \$ | Est. Wt. (lbs.) | UPC Code |
|-------------|----------------|---|---------------|---------------|-----------------|--------------|
| 0302260PK | B-24 | Locknut RB | 8.05 | 5.23 | 0.24 | 671254002302 |
| 5302274 | B-32 | Grip CP – Quantity Pack only (12/pack) | 10.35 | 6.73 | 3.57 | 671254044845 |
| 5302279 | B-32-A | Handle Assembly – Quantity Pack only (6/pack) | 17.95 | 11.67 | 3.18 | 671254044708 |
| 5302297 | B-39 | Seal – Quantity Pack only (12/pack) | 1.40 | 0.91 | 0.04 | 671254044685 |
| 3302304 | B-40-A | Handle Repair Kit | 160.95 | 104.62 | 0.37 | 671254040205 |
| 5302305 | B-50-A | Handle Repair Kit – Quantity Pack only (6/pack) | 4.50 | 2.14 | 0.60 | 671254044692 |
| 3302306 | B-51-A | Handle Repair Kit | 8.95 | 5.82 | 0.03 | 671254131774 |
| 3302003 | B-51-A-BX | Handle Repair Kit – Boxed | 8.70 | 4.13 | 0.10 | 671254267466 |
| 0302013PK | B-6 | Socket 3-3/4" LDIM RB | 40.50 | 26.33 | 0.32 | 671254001329 |
| 0302037PK | B-6-A | Socket 4-3/4" LDIM RB | 45.70 | 29.71 | 0.44 | 671254001350 |
| 0302039PK | B-6-A | Socket 4-3/4" LDIM CP for Wall Box | 82.45 | 53.59 | 0.42 | 671254001374 |
| 0302042PK | B-6-A | Socket 5-3/4" LDIM RB | 50.95 | 33.12 | 0.56 | 671254001381 |
| 0302045PK | B-6-A | Socket 5-3/4" LDIM CP for Wall Box | 87.85 | 57.10 | 0.56 | 671254221499 |
| 0302050PK | B-6-A | Socket 6-3/4" LDIM RB | 56.35 | 36.63 | 0.68 | 671254001404 |
| 0302052PK | B-6-A | Socket 6-3/4" LDIM CP for Wall Box | 93.25 | 60.61 | 0.68 | 671254001411 |
| 0302054PK | B-6-A | Socket 7-3/4" LDIM RB | 61.70 | 40.11 | 0.80 | 671254001435 |
| 0302056PK | B-6-A | Socket 7-3/4" LDIM CP for Wall Box | 98.40 | 63.96 | 0.80 | 671254221505 |
| 0302059PK | B-6-A | Socket 8-3/4" LDIM RB | 67.00 | 43.55 | 0.92 | 671254001466 |
| 0302062PK | B-6-A | Socket 8-3/4" LDIM CP for Wall Box | 103.90 | 67.54 | 0.92 | 671254001473 |
| 0302063PK | B-6-A | Socket 9-3/4" LDIM RB | 72.35 | 47.03 | 1.02 | 671254001480 |
| 0302065PK | B-6-A | Socket 9-3/4" LDIM CP for Wall Box | 109.20 | 70.98 | 1.03 | 671254001497 |
| 0302067PK | B-6-A | Socket 10-3/4" LDIM CP for Wall Box | 114.65 | 74.52 | 1.28 | 671254001503 |
| 0302069PK | B-6-A | Socket 10-3/4" LDIM RB | 77.70 | 50.51 | 1.26 | 671254001510 |
| 0302072PK | B-6-A | Socket 11-3/4" LDIM CP for Wall Box | 119.95 | 77.97 | 1.43 | 671254001534 |
| 0302074PK | B-6-A | Socket 11-3/4" LDIM RB | 83.00 | 53.95 | 1.38 | 671254001558 |
| 0302076PK | B-6-A | Socket 12-3/4" LDIM CP for Wall Box | 125.20 | 81.38 | 1.57 | 671254001565 |
| 0302077PK | B-6-A | Socket 12-3/4" LDIM RB | 88.45 | 57.49 | 1.54 | 671254001572 |
| 0302080PK | B-6-A | Socket 13-3/4" LDIM RB | 93.75 | 60.94 | 1.67 | 671254001602 |
| 0302081 | B-6-A | Socket 14-3/4" LDIM RB | 99.09 | 64.40 | 1.80 | 671254001619 |
| 0302082PK | B-6-A | Socket 14-3/4" LDIM CP for Wall Box | 135.90 | 88.34 | 1.85 | 671254221512 |
| 0302085PK | B-6-A | Socket 13-3/4" LDIM CP for Wall Box | 130.60 | 84.89 | 1.73 | 671254142541 |
| 0302109 | B-7-A | Socket CP | 7.75 | 5.04 | 0.12 | 671254001756 |
| 0302390 | B-73-A | Handle Assembly CP (ADA compliant) | 23.90 | 15.54 | 0.57 | 671254056671 |
| 3302002 | B-73-A-BX | Handle Assembly CP (ADA compliant) – Boxed | 23.90 | 15.54 | 0.59 | 671254267459 |
| 0302330 | B-73-A-SG | Handle Assembly CP (ADA compliant) w/Sani-Guard | 55.10 | 35.82 | 0.52 | 671254337510 |
| 0302389PK | B-74 | CP Grip (ADA Compliant) | 14.40 | 9.36 | 0.37 | 671254056664 |
| 0302370 | B-93-ANS | Handle Assembly ADA 20% Nickel | 46.95 | 30.52 | 0.57 | 671254132795 |
| 0302375 | B-95-A | Royal II® Handle Assembly | 73.00 | 47.45 | 0.69 | 671254257436 |
| 3303347 | C-1000-A | 3" Push Button Replacement Kit for C-42-A PB Assembly | 34.25 | 22.26 | 0.44 | 671254040366 |
| 0303002PK | C-2 | Push Button (only) CP | 12.90 | 8.39 | 0.13 | 671254002500 |
| 0303009 | C-2-A | Push Button Assembly CP | 26.45 | 17.19 | 0.32 | 671254002517 |



B-73-A-SG



B-74



C-34



C-43-A

| Code Number | Product Number | Description | List Price \$ | MAPP Price \$ | Est. Wt. (lbs.) | UPC Code |
|-------------|----------------|--|---------------|---------------|-----------------|--------------|
| 0303289 | C-33-A | Pedal Assembly Push Button | 145.20 | 94.38 | 1.10 | 671254003675 |
| 0303293 | C-34 | Pedal CP | 63.80 | 41.47 | 0.35 | 671254003699 |
| 5303298 | C-35 | Screw CP – Quantity Pack only (12/pack) | 1.40 | 0.91 | 0.01 | 671254044869 |
| 0303303 | C-40 | Pedal Flange w/Set Screw CP | 106.00 | 68.90 | 0.38 | 671254003736 |
| 0303308 | C-40-A | Pedal Assembly 3-3/4" LDIM CP | 204.50 | 132.93 | 1.71 | 671254003750 |
| 0303310 | C-40-A | Pedal Assembly 4-3/4" LDIM CP | 211.80 | 137.67 | 1.86 | 671254003774 |
| 0303312 | C-40-A | Pedal Assembly 5-3/4" LDIM CP | 201.45 | 130.94 | 2.01 | 671254003798 |
| 0303315 | C-40-A | Pedal Assembly 6-3/4" LDIM CP | 226.50 | 147.23 | 2.16 | 671254003811 |
| 0303321 | C-40-A | Pedal Assembly 7-3/4" LDIM CP | 234.10 | 152.17 | 2.31 | 671254003835 |
| 0303323 | C-40-A | Pedal Assembly 8-3/4" LDIM CP | 241.40 | 156.91 | 2.46 | 671254003859 |
| 0303328 | C-40-A | Pedal Assembly 9-3/4" LDIM CP | 248.85 | 161.75 | 2.61 | 671254003873 |
| 0303330 | C-40-A | Pedal Assembly 10-3/4" LDIM CP | 256.10 | 166.47 | 2.75 | 671254003897 |
| 0303351 | C-42-A | 3" Button Assembly CP for Exposed Valve | 38.65 | 25.12 | 0.81 | 671254003996 |
| 5303354 | C-43 | Screw – Quantity Pack only (6/pack) | 2.80 | 1.82 | 0.01 | 671254044876 |
| 0303360 | C-43-A | 3" Push Button Assembly 3-3/4" LDIM CP | 170.90 | 111.09 | 1.20 | 671254004023 |
| 0303361 | C-43-A | 3" Push Button Assembly 4-3/4" LDIM CP | 176.75 | 114.89 | 1.52 | 671254004030 |
| 0303362 | C-43-A | 3" Push Button Assembly 5-3/4" LDIM CP | 182.60 | 118.69 | 1.84 | 671254004047 |
| 0303363 | C-43-A | 3" Push Button Assembly 6-3/4" LDIM CP | 188.60 | 122.59 | 2.16 | 671254004054 |
| 0303364 | C-43-A | 3" Push Button Assembly 7-3/4" LDIM CP | 194.55 | 126.46 | 2.48 | 671254004061 |
| 0303365 | C-43-A | 3" Push Button Assembly 8-3/4" LDIM CP | 200.40 | 130.26 | 2.80 | 671254004078 |
| 0303367 | C-43-A | 3" Push Button Assembly 9-3/4" LDIM CP | 206.30 | 134.10 | 3.12 | 671254004085 |
| 0303369 | C-43-A | 3" Push Button Assembly 10-3/4" LDIM CP | 212.10 | 137.87 | 3.44 | 671254004092 |
| 0303359 | C-43-AWB | 3" Push Button Assembly 3-3/4" LDIM CP for Wall Box | 207.65 | 134.97 | 1.20 | 671254206045 |
| 0303375 | C-43-AWB | 3" Push Button Assembly 4-3/4" LDIM CP for Wall Box | 213.55 | 138.81 | 1.52 | 671254221659 |
| 0303376 | C-43-AWB | 3" Push Button Assembly 5-3/4" LDIM CP for Wall Box | 219.55 | 142.71 | 1.84 | 671254221666 |
| 0303377 | C-43-AWB | 3" Push Button Assembly 6-3/4" LDIM CP for Wall Box | 225.30 | 146.45 | 2.16 | 671254221697 |
| 0303378 | C-43-AWB | 3" Push Button Assembly 7-3/4" LDIM CP for Wall Box | 231.35 | 150.38 | 2.48 | 671254221703 |
| 0303379 | C-43-AWB | 3" Push Button Assembly 8-3/4" LDIM CP for Wall Box | 237.20 | 154.18 | 2.80 | 671254221710 |
| 0303380 | C-43-AWB | 3" Push Button Assembly 9-3/4" LDIM CP for Wall Box | 243.05 | 157.98 | 3.12 | 671254221727 |
| 0303381 | C-43-AWB | 3" Push Button Assembly 10-3/4" LDIM CP for Wall Box | 248.95 | 161.82 | 3.44 | 671254221734 |
| 0303382 | C-43-AWB | 3" Push Button Assembly 11-3/4" LDIM CP for Wall Box | 254.75 | 165.59 | 3.81 | 671254141834 |
| 0303383 | C-43-AWB | 3" Push Button Assembly 12-3/4" LDIM CP for Wall Box | 260.70 | 169.46 | 4.08 | 671254221741 |
| 3303393 | C-61-A | Repair Kit for Exposed Seat Operated Valve | 12.35 | 8.03 | 0.16 | 671254040380 |
| 3303394 | C-62-A | Repair Kit for Concealed Seat Operated Valve | 22.85 | 14.85 | 0.20 | 671254040397 |
| 3303396 | C-64-A | Repair Kit for Exposed 3" Push Button | 10.90 | 7.09 | 0.16 | 671254045729 |
| 3303398 | C-70-A | Repair Kit for C-9-A PB Assembly | \$9.20 | \$5.98 | 0.18 | 671254040434 |
| 0303036 | C-9-A | Push Button Assembly 3-3/4" LDIM CP | 117.90 | 76.64 | 1.23 | 671254002623 |
| 0303054 | C-9-A | Push Button Assembly 4-3/4" LDIM CP | 123.60 | 80.34 | 1.33 | 671254002654 |
| 0303064 | C-9-A | Push Button Assembly 5-3/4" LDIM CP | 129.25 | 84.01 | 1.53 | 671254002678 |
| 0303074 | C-9-A | Push Button Assembly 6-3/4" LDIM CP | 134.95 | 87.72 | 1.63 | 671254002692 |
| 0303087 | C-9-A | Push Button Assembly 7-3/4" LDIM CP | 140.70 | 91.46 | 1.73 | 671254002739 |



C-61-A



C-70-A



C-9-A

| Code Number | Product Number | Description | List Price \$ | MAPP Price \$ | Est. Wt. (lbs.) | UPC Code |
|-------------|----------------|--|---------------|---------------|-----------------|--------------|
| 0303095 | C-9-A | Push Button Assembly 8-3/4" LDIM CP | 146.35 | 95.13 | 1.90 | 671254002777 |
| 0303108 | C-9-A | Push Button Assembly 9-3/4" LDIM CP | 151.80 | 98.67 | 2.10 | 671254002876 |
| 0303117 | C-9-A | Push Button Assembly 10-3/4" LDIM CP | 157.80 | 102.57 | 2.25 | 671254002937 |
| 0303124 | C-9-A | Push Button Assembly 11-3/4" LDIM CP | 163.40 | 106.21 | 2.35 | 671254002982 |
| 0303129 | C-9-A | Push Button Assembly 12-3/4" LDIM CP | 169.20 | 109.98 | 2.60 | 671254003002 |
| 0303135 | C-9-A | Push Button Assembly 13-3/4" LDIM CP | 174.85 | 113.65 | 2.75 | 671254003040 |
| 0303137 | C-9-A | Push Button Assembly 14-3/4" LDIM CP | 180.55 | 117.36 | 2.85 | 671254003057 |
| 0303037 | C-9-AWB | Push Button Assembly 3-3/4" LDIM CP for Wall Box | 154.65 | 100.52 | 1.23 | 671254002630 |
| 0303043 | C-9-AWB | Push Button Assembly 4-3/4" LDIM CP for Wall Box | 160.40 | 104.26 | 1.33 | 671254002647 |
| 0303068 | C-9-AWB | Push Button Assembly 5-3/4" LDIM CP for Wall Box | 166.00 | 107.90 | 1.53 | 671254221604 |
| 0303081 | C-9-AWB | Push Button Assembly 6-3/4" LDIM CP for Wall Box | 171.75 | 111.64 | 1.63 | 671254002722 |
| 0303091 | C-9-AWB | Push Button Assembly 7-3/4" LDIM CP for Wall Box | 177.45 | 115.34 | 1.73 | 671254002760 |
| 0303096 | C-9-AWB | Push Button Assembly 8-3/4" LDIM CP for Wall Box | 183.25 | 119.11 | 1.90 | 671254002784 |
| 0303104 | C-9-AWB | Push Button Assembly 14-3/4" LDIM CP for Wall Box | 217.45 | 141.34 | 2.85 | 671254221611 |
| 0303105 | C-9-AWB | Push Button Assembly 9-3/4" LDIM CP for Wall Box | 188.95 | 122.82 | 2.10 | 671254002845 |
| 0303115 | C-9-AWB | Push Button Assembly 10-3/4" LDIM CP for Wall Box | 194.65 | 126.52 | 2.25 | 671254002920 |
| 0303118 | C-9-AWB | Push Button Assembly 12-3/4" LDIM CP for Wall Box | 205.85 | 133.80 | 2.60 | 671254221628 |
| 0303122 | C-9-AWB | Push Button Assembly 11-3/4" LDIM CP for Wall Box | 200.40 | 130.26 | 2.35 | 671254002968 |
| 0303143 | C-9-AWB | Push Button Assembly 13-3/4" LDIM CP for Wall Box | 211.70 | 137.61 | 2.75 | 671254221635 |
| 5314092 | CN-1000-A | Reg. Screw Kit (Crow®) – Quantity Pack only (6/pack) | 9.20 | 5.98 | 0.10 | 671254115613 |
| 0314016 | CN-1002-A | Closet Piston with Main Seat | 67.30 | 43.75 | 0.28 | 671254012431 |
| 0314017 | CN-1003-A | Urinal Piston with Main Seat | 67.30 | 43.75 | 0.50 | 671254012448 |
| 5314094 | CN-1004-A | Piston Rebuilding Kit – Quantity Pack only (6/pack) | 60.25 | 39.16 | 0.10 | 671254115323 |
| 5314184 | CN-1006-A | Shower Piston Rebuilding Kit – Quantity Pack only (6/pack) | 38.85 | 25.25 | 0.20 | 671254115316 |
| 5314010 | CN-1007-A | Cap & Screw Repair Kit – Quantity Pack only (6/pack) | 2.10 | 1.37 | 0.01 | 671254115538 |
| 3314015 | CN-1008-A | Reg. Screw Repair Kit | 15.20 | 9.88 | 0.24 | 671254115330 |
| 0314191 | CN-1009-A | Shower Piston Main Seat | 87.00 | 56.55 | 0.35 | 671254046498 |
| 5314050 | CN-1010-A | Washer Repair Kit – Quantity Pack only (6/pack) | 17.60 | 11.44 | 0.01 | 671254115231 |
| 5314236 | CN-105 | Cover Gasket – Quantity Pack only (24/pack) | 1.25 | 0.81 | 0.01 | 671254114586 |
| 5314226 | CN-120 | Relief Valve Seat – Quantity Pack only (12/pack) | 1.95 | 1.27 | 0.10 | 671254115293 |
| 0314223PK | CN-121-A | Main Seat for Shower Piston | 10.20 | 6.63 | 0.04 | 671254114609 |
| 0314240 | CN-123-AC | Closet Guide Assembly | 29.05 | 18.88 | 0.30 | 671254115279 |
| 0314242 | CN-123-AU | Urinal Guide Assembly | 29.05 | 18.88 | 0.30 | 671254115262 |
| 0314082 | CN-15 | Top Plate | 6.15 | 4.00 | 0.01 | 671254125605 |
| 0314179PK | CN-15-A | Top Plate for Shower | 11.25 | 7.31 | 0.06 | 671254115415 |
| 0314228 | CN-160 | Piston Body only | 12.90 | 8.39 | 0.05 | 671254115286 |
| 5314200 | CN-17 | Top Plate Screws – Quantity Pack only (24/pack) | 0.90 | 0.59 | 0.01 | 671254115309 |
| 0314078 | CN-18-A | Relief Valve Assembly | 10.90 | 7.09 | 0.07 | 671254012486 |
| 0314234PK | CN-21-A | Main Seat | 13.95 | 9.07 | 0.03 | 671254114616 |
| 0314204PK | CN-57 | Xpelor® | 2.25 | 1.46 | 0.08 | 671254221901 |
| 0314189 | CN-66-A | Guide to Shower Piston | 22.90 | 14.89 | 0.28 | 671254057845 |



CN-66-A



CN-86-A




CR-1009-A



DO-10

| Code Number | Product Number | Description | List Price \$ | MAPP Price \$ | Est. Wt. (lbs.) | UPC Code |
|-------------|----------------|--|---------------|---------------|-----------------|--------------|
| 5314188 | CN-68-A | Single Lip Cup – Quantity Pack only (12/pack) | 6.15 | 4.00 | 0.03 | 671254115408 |
| 5314243 | CN-76 | Cover Gasket – Quantity Pack only (24/pack) | 1.25 | 0.81 | 0.03 | 671254115392 |
| 0314229 | CN-86-A | Cover Assembly CP w/CN-105 Gasket | 108.65 | 70.62 | 0.80 | 671254248939 |
| 0314230 | CN-86-A | Cover Assembly RB w/CN-105 Gasket | 98.95 | 64.32 | 0.80 | 671254248946 |
| 3332003 | CR-1004-A | Crown® Piston Kit – 1.6 gpf/6.0 Lpf Water Closet | 75.20 | 48.88 | .23 | 671254272323 |
| 3332004 | CR-1005-A | Crown® Piston Kit – 1.0 gpf/3.8 Lpf Urinal | 75.20 | 48.88 | .23 | 671254272330 |
| 3332005 | CR-1006-A | Crown® Piston Kit – 0.5 gpf/1.9 Lpf Urinal | 75.20 | 48.88 | .23 | 671254272347 |
| 3332000 | CR-1008-A | Crown® Flange Kit 3/4" CP | 23.95 | 15.57 | 0.14 | 671254262591 |
| 3332001 | CR-1009-A | Crown® Flange Kit 1-1/4" CP | 23.95 | 15.57 | 0.20 | 671254262607 |
| 3332002 | CR-1010-A | Crown® Flange Kit 1-1/2" CP | 23.95 | 15.57 | 0.21 | 671254262713 |
| 3332013 | CR-1011-A | Crown® Piston Kit – 1.28 gpf/4.8 Lpf Water Closet | 75.20 | 48.88 | 0.23 | 671254394506 |
| 3332016 | CR-1014-A | Crown® Piston Kit – 0.125 gpf/0.5 Lpf Urinal | 75.20 | 48.88 | 0.23 | 671254413115 |
| 3332017 | CR-1015-A | Crown® Piston Kit – 0.25 gpf/1.0 Lpf Urinal | 75.20 | 48.88 | 0.23 | 671254413009 |
| 0332006PK | CR-116 | Crown® Cover CP | 68.85 | 44.75 | 0.78 | 671254269026 |
| 0332045 | CR-132-A | Crown II® Handle & Cover Trim Ring Kit CP | 42.00 | 27.30 | 0.01 | 671254268715 |
| 0332046 | CR-132-A | Crown II® Handle & Cover Trim Ring Kit PVD PB | 58.05 | 37.73 | 0.01 | 671254268722 |
| 0332048 | CR-132-A | Crown II® Handle & Cover Trim Ring Kit PVD BN | 86.10 | 55.97 | 0.01 | 671254268746 |
| 0332049 | CR-132-A | Crown II® Handle & Cover Trim Ring Kit SF | 72.10 | 46.87 | 0.01 | 671254268753 |
| 0332025 | CR-137-A | Crown® Nonhold Open Piston Assembly Urinal 1.0 gpf/3.8 Lpf | 55.70 | 36.21 | 0.20 | 671254269064 |
| 0332026 | CR-138-A | Crown® Nonhold Open Piston Assembly Urinal 0.5 gpf/1.9 Lpf | 55.70 | 36.21 | 0.20 | 671254269071 |
| 0337007 | DO-1 | Cover Nut NP | 16.05 | 10.43 | 0.24 | 671254015135 |
| 0337003PK | DO-10 | Upper Body NP | 79.65 | 51.77 | 1.12 | 671254015104 |
| 0337044 | DO-1000-A | Piston w/DO-6 | 10.90 | 7.09 | 0.04 | 671254015289 |
| 3337035 | DO-1001-A | Dolphin® Handle Kit | 99.10 | 64.42 | 0.68 | 671254046382 |
| 5337011 | DO-11 | Cover Screws CP (4 req.) – Quantity Pack only (24/pack) | 0.90 | 0.59 | 0.03 | 671254045453 |
| 0337031PK | DO-13-NC | Lower Body NP Closet | 73.95 | 48.07 | 1.39 | 671254045750 |
| 0337032PK | DO-13-NU | Lower Body NP Urinal | 73.95 | 48.07 | 1.39 | 671254045767 |
| 0337005PK | DO-14 | Bushing RB | 10.20 | 6.63 | 0.20 | 671254015111 |
| 5337034 | DO-17 | Insert RB – Quantity Pack only (6/pack) | 3.10 | 2.02 | 0.20 | 671254045446 |
| 0337036 | DO-19-A | Seat Assembly w/ O-Ring | 15.00 | 9.75 | 0.01 | 671254015265 |
| 5337125 | DO-2 | O-Ring – Seat – Quantity Pack only (6/pack) | 3.50 | 2.28 | 0.10 | 671254045408 |
| 0337086PK | DO-22 | O-Ring | 1.25 | 0.81 | — | 671254015319 |
| 5337129 | DO-28 | Retaining Ring – Quantity Pack only (24/pack) | 0.80 | 0.52 | 0.04 | 671254045385 |
| 5337126 | DO-3 | Screw RB – Quantity Pack only (6/pack) | 3.10 | 2.02 | 0.03 | 671254045392 |
| 0337134 | DO-32 | Flex Sack Assembly | 19.70 | 12.81 | 0.11 | 671254015364 |
| 0337136 | DO-32-AA | Repair Kit (Sack Assembly) | 26.25 | 17.06 | 0.12 | 671254015371 |
| 0337137 | DO-32-AAN | Repair Kit (Sack Assembly & Stem) | 56.50 | 36.73 | 0.12 | 671254015388 |
| 5337006 | DO-4 | Stem Nut RB – Quantity Pack only (6/pack) | 2.10 | 1.37 | 0.10 | 671254045460 |
| 5337075 | DO-6 | O-Ring – Piston – Quantity Pack only (6/pack) | 1.75 | 1.14 | 0.20 | 671254045422 |
| 5337039 | DO-7 | Piston Spring – Quantity Pack only (6/pack) | 1.45 | 0.94 | 0.50 | 671254045439 |

Manual Repair
Parts & Kits
CLP



DO-22



DV-1



DV-11



DV-32-AA

Pricing subject to change without notice. For most current pricing, refer to online price sheets at www.sloan.com

| Code Number | Product Number | Description | List Price \$ | MAPP Price \$ | Est. Wt. (lbs.) | UPC Code |
|-------------|----------------|--|---------------|---------------|-----------------|--------------|
| 0330002 | DP-2-A | Drip Pocket Wall Support | 105.50 | 68.58 | 0.23 | 671254014831 |
| 0330015 | DP-4-A | Drip Pocket CP | 268.95 | 174.82 | 1.64 | 671254014886 |
| 0330021 | DP-6-A | Flush Connection CP | 203.90 | 132.54 | 2.25 | 671254014893 |
| 0309001PK | DV-1 | Diverter Valve Body CP | 118.45 | 76.99 | 1.15 | 671254011342 |
| 3309035 | DV-1001-A | Wall Support Kit | 56.20 | 36.53 | 0.51 | 671254042971 |
| 3309036 | DV-1002-A | Deoseptic Pivot Replacement Kit | 201.85 | 131.20 | 0.75 | 671254042988 |
| 3309037 | DV-1003-A | Pivot Replacement Kit | 80.50 | 52.33 | 0.75 | 671254042995 |
| 3309040 | DV-1004-A | Seal Set for Deoseptic Diverter | 42.55 | 27.66 | 1.15 | 671254043008 |
| 3309048 | DV-1005-A | Deoseptic Conversion Kit | 293.35 | 190.68 | 2.17 | 671254043046 |
| 3309032 | DV-1007-A | Spray Arm Repair Kit | 10.60 | 6.89 | 0.17 | 671254042964 |
| 3309077 | DV-1014-A | Short Spray Arm Replacement Kit | 92.85 | 60.35 | 1.00 | 671254133464 |
| 0309011 | DV-11 | Nozzle Screen | 2.00 | 13.00 | 0.01 | 671254011410 |
| 0309012 | DV-12 | Wall Flange w/Set Screw CP | 30.55 | 19.86 | 0.24 | 671254011427 |
| 0309013PK | DV-13 | Support Rod CP | 17.25 | 11.21 | 0.56 | 671254045781 |
| 0309014PK | DV-14 | Diverter Valve Seal | 1.40 | 0.91 | 0.01 | 671254011441 |
| 0309015 | DV-15 | Counterbalance Spring | 3.04 | 1.98 | 0.01 | 671254011458 |
| 0309016PK | DV-16 | Diverter Valve Seal Washer | 0.75 | 0.49 | 0.01 | 671254011465 |
| 0309002PK | DV-2 | Nozzle pivot | 75.70 | 49.21 | 0.35 | 671254011359 |
| 0309023 | DV-20 | O-Ring | 0.75 | 0.49 | 0.01 | 671254011496 |
| 0309024 | DV-21 | Plug Button CP | 7.73 | 5.02 | 0.01 | 671254011502 |
| 0309025 | DV-22 | O-Ring | 0.75 | 0.49 | 0.01 | 671254011519 |
| 0309026 | DV-23 | Adjusting Screw RB | 14.70 | 9.56 | 0.01 | 671254011526 |
| 0309017 | DV-24 | Retaining Ring | 4.64 | 3.02 | 0.01 | 671254011472 |
| 0309018 | DV-29 | Solution Bottle | 5.00 | 3.25 | 0.07 | 671254011489 |
| 0309003 | DV-3 | O-Ring | 0.80 | 0.52 | 0.01 | 671254011366 |
| 3309044 | DV-32-AA | Replacement Spray Arm Kit | 92.85 | 60.35 | 0.70 | 671254043015 |
| 0309033 | DV-33-A | Swivel & Ball Check Assembly CP | 151.35 | 98.38 | 0.32 | 671254011571 |
| 0309034PK | DV-34-A | Pivot & Adapter Assembly CP | 88.70 | 57.66 | 0.81 | 671254011588 |
| 0309036 | DV-36-A | Aspirator Tube Assembly | 10.20 | 6.63 | 0.04 | 671254011601 |
| 0309004PK | DV-4 | Set Screw | 1.40 | 0.91 | 0.01 | 671254011373 |
| 5309031 | DV-50-A | O-Ring Seal Set – Quantity Pack only (12/pack) | 15.30 | 9.95 | 0.40 | 671254045187 |
| 0309021 | DV-55-A | Diverter Valve & Spray Arm Assembly CP | 355.05 | 230.78 | 3.30 | 671254119963 |
| 0309009PK | DV-9 | Spray Disc Retainer | 6.15 | 4.00 | 0.06 | 671254011397 |
| 0306009PK | F-1 | Outlet 1-1/4" x 8" CP | 19.00 | 12.35 | 0.32 | 671254008076 |
| 0306012PK | F-1 | Outlet 1-1/4" x 10" CP | 21.70 | 14.11 | 0.40 | 671254008083 |
| 0306013PK | F-1 | Outlet 1-1/4" x 12" CP | 24.30 | 15.80 | 0.50 | 671254008090 |
| 0306034PK | F-1 | Outlet 1-1/2" x 8" CP | 21.55 | 14.01 | 0.39 | 671254008120 |
| 0306039PK | F-1 | Outlet 1-1/2" x 10" CP | 24.30 | 15.80 | 0.51 | 671254008137 |
| 0306044PK | F-1 | Outlet 1-1/2" x 12" CP | 27.05 | 17.58 | 0.59 | 671254008144 |
| 0396157PK | F-100 | Outlet 1-1/2" X 5-1/2" RB w/3" score | 25.45 | 16.54 | 0.25 | 671254016811 |



DV-9



F-1



F-101

| Code Number | Product Number | Description | List Price \$ | MAPP Price \$ | Est. Wt. (lbs.) | UPC Code |
|-------------|----------------|---|---------------|---------------|-----------------|--------------|
| 0396158PK | F-100 | Outlet 1-1/2" X 7-1/2" RB w/3" score | 30.45 | 19.79 | 0.30 | 671254016828 |
| 0396159PK | F-100 | Outlet 1-1/2" X 9-1/2" RB w/3" score | 35.35 | 22.98 | 0.40 | 671254016835 |
| 0396160PK | F-100 | Outlet 1-1/2" X 11-1/2" RB w/3" score | 40.30 | 26.20 | 0.53 | 671254016842 |
| 0396161PK | F-100 | Outlet 1-1/2" X 9-1/2" RB w/9" score | 33.25 | 21.61 | 0.45 | 671254222069 |
| 0396167PK | F-100 | Outlet 1-1/2" X 13-1/2" RB w/3" score | 45.25 | 29.41 | 0.61 | 671254222076 |
| 0396168 | F-100 | Outlet 1-1/2" X 19-1/2" RB w/3" score | 60.25 | 39.16 | 0.80 | 671254143784 |
| 0396169PK | F-100 | Outlet 1-1/2" X 23-1/2" RB w/3" score | 70.10 | 45.57 | 1.06 | 671254143791 |
| 0396156PK | F-100 | Outlet 1-1/2" X 3-1/4" RB w/3" score | 20.40 | 13.26 | 0.12 | 671254016804 |
| 0309027PK | F-1003 | Tube Gasket | 2.20 | 1.43 | 0.01 | 671254011533 |
| 0309029PK | F-1005 | Outlet Tube Flange CP | 17.80 | 11.57 | 0.38 | 671254011557 |
| 0396060PK | F-101 | Outlet 3/4" x 4-1/2" | 14.90 | 9.69 | 0.14 | 671254016620 |
| 0396113PK | F-101 | Outlet 1-1/2" x 9" CP | 20.25 | 13.16 | 0.43 | 671254016682 |
| 0396119 | F-101 | Outlet 1-1/2" x 10-1/2" CP | 21.53 | 13.99 | 0.47 | 671254016699 |
| 0396127PK | F-101 | Outlet 1-1/2" x 13-1/2" CP | 25.60 | 16.64 | 0.65 | 671254016729 |
| 0396142PK | F-101 | Outlet 1-1/2" x 21-1/2" CP | 43.10 | 28.02 | 0.99 | 671254016743 |
| 0396147PK | F-101 | Outlet 1-1/2" x 24-1/2" CP | 46.95 | 30.52 | 1.13 | 671254016767 |
| 0396163PK | F-102 | Outlet 1-1/4" x 8" CP | 29.75 | 19.34 | 0.14 | 671254016859 |
| 0396164PK | F-102 | Outlet 1-1/4" x 9" CP | 31.10 | 20.22 | 0.17 | 671254016866 |
| 0396171PK | F-102 | Outlet 1-1/4" x 15" CP | 39.00 | 25.35 | 0.40 | 671254016880 |
| 0396669PK | F-102 | Outlet 1-1/2" x 8" CP | 30.55 | 19.86 | 0.39 | 671254017702 |
| 0396670PK | F-102 | Outlet 1-1/2" x 9" CP | 32.40 | 21.06 | 0.44 | 671254017719 |
| 0396671PK | F-102 | Outlet 1-1/2" x 10 CP | 34.25 | 22.26 | 0.49 | 671254017726 |
| 0396672PK | F-102 | Outlet 1-1/2" x 12" CP | 37.90 | 24.64 | 0.59 | 671254017733 |
| 0396673PK | F-102 | Outlet 1-1/2" x 13" CP | 39.70 | 25.81 | 0.64 | 671254017740 |
| 0396679PK | F-102 | Outlet 1-1/2" x 11" CP | 35.90 | 23.34 | 0.54 | 671254017771 |
| 0396713PK | F-102 | Outlet 1-1/2" x 14" CP | 39.50 | 25.68 | 0.69 | 671254017788 |
| 0396714PK | F-102 | Outlet 1-1/2" x 15" CP | 43.45 | 28.24 | 0.74 | 671254017795 |
| 0396716PK | F-102 | Outlet 1-1/2" x 16" CP | 45.25 | 29.41 | 0.79 | 671254017818 |
| 0396265PK | F-109 | Outlet 1-1/4" x 8-1/2" x 5" Bend CP | 45.70 | 29.71 | 0.47 | 671254017252 |
| 0396283PK | F-109 | Outlet 1-1/4" x 11-1/2" x 5" Bend CP | 49.90 | 32.44 | 0.57 | 671254017283 |
| 0396288PK | F-109 | Outlet 1-1/4" x 13-1/2" x 5" Bend CP | 52.50 | 34.13 | 0.63 | 671254017306 |
| 0396289PK | F-109 | Outlet 1-1/4" x 16" x 5" Bend CP | 56.50 | 36.73 | 0.73 | 671254017313 |
| 0396290PK | F-109 | Outlet 1-1/4" x 21" x 5" Bend CP | 63.25 | 41.11 | 0.91 | 671254017320 |
| 0396291PK | F-109 | Outlet 1-1/4" x 24" x 5" Bend CP | 67.30 | 43.75 | 1.04 | 671254017337 |
| 0396316PK | F-109 | Outlet 1-1/2" x 13" x 5" Bend CP | 55.05 | 35.78 | 1.00 | 671254017399 |
| 0396320PK | F-109 | Outlet 1-1/2" x 16" x 5" Bend CP | 59.05 | 38.38 | 1.23 | 671254017405 |
| 0396322PK | F-109 | Outlet 1-1/2" x 21" x 5" Bend CP | 65.70 | 42.71 | 1.43 | 671254017429 |
| 0396326PK | F-109 | Outlet 1-1/2" x 24" x 5" Bend CP | 69.75 | 45.34 | 1.66 | 671254017436 |
| 0396310PK | F-109 | Outlet 1-1/2" x 11-1/2" x 5" Bend CP | 52.50 | 34.13 | 0.88 | 671254017382 |
| 0396191PK | F-110 | Outlet 1-1/2" x 1-1/4" x 19"-1/2" RB w/3" score | 59.40 | 38.61 | 0.67 | 671254141605 |
| 0396193PK | F-110 | Outlet 1-1/2" x 1-1/4" x 13-1/2" RB w/3" score | 44.35 | 28.83 | 0.50 | 671254017023 |



F-110



F-179



F-188



F-2-AA

| Code Number | Product Number | Description | List Price \$ | MAPP Price \$ | Est. Wt. (lbs.) | UPC Code |
|-------------|----------------|---|---------------|---------------|-----------------|--------------|
| 0396195PK | F-110 | Outlet 1-1/2" x 1-1/4" x 3-1/4" RB w/3" score | 19.50 | 12.68 | 0.36 | 671254017047 |
| 0396196PK | F-110 | Outlet 1-1/2" x 1-1/4" x 5-1/2" RB w/3" score | 24.45 | 15.89 | 0.40 | 671254017054 |
| 0396197PK | F-110 | Outlet 1-1/2" x 1-1/4" x 7-1/2" RB w/3" score | 29.45 | 19.14 | 0.45 | 671254017061 |
| 0396198PK | F-110 | Outlet 1-1/2" x 1-1/4" x 9-1/2" RB w/3" score | 34.40 | 22.36 | 0.49 | 671254017078 |
| 0396199PK | F-110 | Outlet 1-1/2" x 1-1/4" x 11-1/2" RB w/3" score | 39.40 | 25.61 | 0.53 | 671254017085 |
| 0396200PK | F-110 | Outlet 1-1/2" x 1-1/4" x 9-1/2" RB w/9" score | 32.40 | 21.06 | 0.49 | 671254222083 |
| 0306340 | F-15-A | Elbow 3/4" & Tail 3-3/4" LDIM RB | 50.10 | 32.57 | 0.23 | 671254008724 |
| 0306341 | F-15-A | Elbow 3/4" & Tail 4-3/4" LDIM CP | 91.30 | 59.35 | 0.32 | 671254008731 |
| 0306344 | F-15-A | Elbow 3/4" & Tail 5-3/4" LDIM RB | 52.70 | 34.26 | 0.36 | 671254008755 |
| 0306350 | F-15-A | Elbow 3/4" & Tail 6-3/4" LDIM RB | 53.95 | 35.07 | 0.42 | 671254008762 |
| 0306355 | F-15-A | Elbow 3/4" & Tail 7-3/4" LDIM RB | 55.15 | 35.85 | 0.45 | 671254008779 |
| 0306358 | F-15-A | Elbow 3/4" & Tail 8-3/4" LDIM RB | 56.50 | 36.73 | 0.54 | 671254008786 |
| 0306362 | F-15-A | Elbow 3/4" & Tail 9-3/4" LDIM RB | 57.85 | 37.60 | 0.61 | 671254008793 |
| 0306366 | F-15-A | Elbow 3/4" & Tail 10-3/4" LDIM RB | 59.05 | 38.38 | 0.67 | 671254008809 |
| 0396525PK | F-182 | Outlet Tube w /1-1/2" X 1/2" Offset | 91.55 | 59.51 | 0.48 | 671254222090 |
| 0396530PK | F-188 | Offset Outlet Tube 1-1/2" X 13-1/4" X 1" Offset | 122.60 | 79.69 | 0.74 | 671254247420 |
| 0396532PK | F-189 | Offset Outlet Tube 1-1/2" X 13-1/4" X 1-1/2" Offset | 122.60 | 79.69 | 0.74 | 671254247413 |
| 0396534PK | F-190 | Offset Outlet Tube 1-1/2" X 13-1/4" X 2" Offset | 122.60 | 79.69 | 0.74 | 671254247437 |
| 0306045PK | F-2 | Coupling Nut 1-1/2" | 7.05 | 4.58 | 0.13 | 671254008151 |
| 0306052 | F-2-A | Coupling Assembly 3/4" (19mm) CP | 9.90 | 6.44 | 0.06 | 671254008175 |
| 0306059 | F-2-A | Coupling Assembly 1-1/4" (32mm) RB | 10.00 | 6.50 | 0.12 | 671254008236 |
| 0306060 | F-2-A | Coupling Assembly 1-1/4" (32mm) CP | 10.20 | 6.63 | 0.12 | 671254008243 |
| 0306077 | F-2-A | Coupling Assembly 1" CP | 10.20 | 6.63 | 0.10 | 671254008267 |
| 0306087 | F-2-A | Coupling Assembly 1-1/2" (38mm) RB w/S-30 | 7.85 | 5.10 | 0.13 | 671254008274 |
| 0306088 | F-2-A | Coupling Assembly 1-1/2" (38mm) RB | 7.85 | 5.10 | 0.13 | 671254008281 |
| 0306091 | F-2-A | Coupling Assembly 1-1/2" (38mm) RB w/S-21 | 7.85 | 5.10 | 0.13 | 671254008298 |
| 0306092 | F-2-A | Coupling Assembly 1-1/2" (38mm) CP w/S-30 | 10.20 | 6.63 | 0.13 | 671254008304 |
| 0306093 | F-2-A | Coupling Assembly 1-1/2" (38mm) CP | 10.20 | 6.63 | 0.13 | 671254008311 |
| 0306619 | F-2-AA | Two Sets F2A 1-1/2" Slip Joint Coupling RB | 10.45 | 6.79 | 0.28 | 671254221833 |
| 0306054 | F-2-AW | Coupling Assembly 3/4" (19mm) RB | 7.85 | 5.10 | 0.06 | 671254008182 |
| 0306516 | F-20-A | Spud Coupling Nut 3/4" CP | 11.35 | 7.38 | 0.06 | 671254008878 |
| 0306524 | F-20-A | Spud Coupling Nut 1-1/4" CP | 11.35 | 7.38 | 0.10 | 671254008885 |
| 0306526 | F-20-A | Spud Coupling Nut 1-1/2" CP | 11.35 | 7.38 | 0.10 | 671254008892 |
| 0306538 | F-20-A | Spud Coupling Nut 1" CP | 11.35 | 7.38 | 0.14 | 671254008908 |
| 0396455PK | F-201 | Outlet 1-1/2" x 1-1/4" x 9" CP | 20.25 | 13.16 | 0.36 | 671254017580 |
| 0396461PK | F-201 | Outlet 1-1/2" x 1-1/4" x 13-1/2" CP | 23.90 | 15.54 | 0.51 | 671254017627 |
| 0396464PK | F-201 | Outlet 1-1/2" x 1-1/4" x 21-1/2" CP | 32.00 | 20.80 | 0.81 | 671254017641 |
| 0206146PK | F-21 | Slip Joint Elbow 1-1/2" (38mm) Dbl. Male RB | 23.35 | 15.18 | 0.57 | 671254000186 |
| 0306555 | F-21-AA | Elbow w/Tail 1-1/2" x 1-1/4" 5 C to E CP | 96.65 | 62.82 | 0.14 | 671254008939 |
| 0306558 | F-21-AA | Elbow w/Tail 1-1/2" x 1-1/4" 8 C to E CP | 100.70 | 65.46 | 0.18 | 671254008946 |
| 0306569PK | F-22 | Female Outlet 1" IPS RB | 33.65 | 21.87 | 0.25 | 671254008984 |



F-22



F-43-A



F-45-A



F-56-A

| Code Number | Product Number | Description | List Price \$ | MAPP Price \$ | Est. Wt. (lbs.) | UPC Code |
|-------------|----------------|--|---------------|---------------|-----------------|--------------|
| 0306574 | F-22-A | Union Outlet Assembly 1-1/4" IPS RB | 82.45 | 53.59 | 0.63 | 671254009035 |
| 0306575 | F-22-A | Union Outlet Assembly 1-1/2" IPS CP | 90.70 | 58.96 | 0.63 | 671254246492 |
| 0306682 | F-25-A | Slip Joint Elbow w/Tail 1-1/2" x 8" C to E RB | 55.05 | 35.78 | 0.91 | 671254009080 |
| 0306688 | F-25-A | Slip Joint Elbow w/Tail 1-1/2" x 10" C to E RB | 63.50 | 41.28 | 1.00 | 671254009103 |
| 0306769 | F-29-A | Outlet 3/4" x 7-1/2" RB | 29.60 | 19.24 | 0.34 | 671254009202 |
| 0306773 | F-29-A | Outlet 3/4" x 8-1/2" CP | 38.85 | 25.25 | 0.37 | 671254009226 |
| 0306791 | F-29-A | Outlet 3/4" x 10-1/2" RB | 32.40 | 21.06 | 0.44 | 671254009271 |
| 5306055 | F-3 | Friction Ring 3/4" – Quantity Pack only (48/pack) | 0.40 | 0.26 | 0.10 | 671254044883 |
| 5306056 | F-3 | Friction Ring 1" – Quantity Pack only (48/pack) | 0.40 | 0.26 | 0.10 | 671254044890 |
| 5306057 | F-3 | Friction Ring 1-1/4" – Quantity Pack only (48/pack) | 0.40 | 0.26 | 0.10 | 671254044906 |
| 5306058 | F-3 | Friction Ring 1-1/2" – Quantity Pack only (48/pack) | 0.40 | 0.26 | 0.10 | 671254044913 |
| 0330004PK | F-33 | Tube Extension 3/4" x 7-3/8" | 31.30 | 20.35 | 0.30 | 671254014855 |
| 0396009 | F-43-A | Outlet & Street Elbow 1" (Royal®) CP | 196.05 | 127.43 | 0.83 | 671254016484 |
| 0396010 | F-43-A | Outlet & Street Elbow 1" (Crown®) CP | 196.05 | 127.43 | 0.75 | 671254016491 |
| 0396019 | F-45-A | Flange 3/4" CP w/Set Screw | 21.35 | 13.88 | 0.17 | 671254016514 |
| 0396020 | F-45-A | Flange 1" CP w/Set Screw | 21.35 | 13.88 | 0.15 | 671254016521 |
| 5306113 | F-5 | Slip Joint Gasket 3/4" – Quantity Pack only (48/pack) | 0.80 | 0.52 | 0.10 | 671254044920 |
| 5306115 | F-5 | Slip Joint Gasket 1" – Quantity Pack only (48/pack) | 0.80 | 0.52 | 0.10 | 671254044937 |
| 0306125 | F-5-A | Royal® Spud Coupling Assembly 3/4" CP | 18.80 | 12.22 | 0.12 | 671254008373 |
| 0306132 | F-5-A | Royal® Spud Coupling Assembly 1" CP | 18.80 | 12.22 | 0.15 | 671254008403 |
| 0306140 | F-5-A | Royal® Spud Coupling Assembly 1-1/4" CP | 18.80 | 12.22 | 0.18 | 671254008427 |
| 0306146 | F-5-A | Royal® Spud Coupling Assembly 1-1/2" CP | 18.80 | 12.22 | 0.21 | 671254008458 |
| 0306102 | F-54-A | Spud Nut & Flange 3/4" | 18.80 | 12.22 | 0.18 | 671254008328 |
| 0306142 | F-55-A | Spud Nut & Flange 1-1/4" | 18.80 | 12.22 | 0.24 | 671254045965 |
| 0306145 | F-56-A | Spud Nut & Flange 1-1/2" | 18.80 | 12.22 | 0.21 | 671254008441 |
| 0396202 | F-66-A | Offset Outlet Tube 3/4" X 13-1/4" X 1" Offset | 122.60 | 79.69 | 0.56 | 671254216914 |
| 0396203 | F-67-A | Offset Outlet Tube 3/4" X 13-1/4" X 1-1/2" Offset | 122.60 | 79.69 | 0.56 | 671254216921 |
| 0396204 | F-68-A | Offset Outlet Tube 3/4" X 13-1/4" X 2" Offset | 122.60 | 79.69 | 0.56 | 671254216938 |
| 0306188PK | F-7 | Flat Flange 3/4" IPS CP | 11.05 | 7.18 | 0.04 | 671254008502 |
| 0306189PK | F-7 | Spud Flange 3/4" CP | 7.35 | 4.78 | 0.07 | 671254008519 |
| 0306191PK | F-7 | Supply Flange 3/4" CP | 5.90 | 3.84 | 0.07 | 671254008533 |
| 0306196PK | F-7 | Flat Flange 1" IPS CP | 5.90 | 3.84 | 0.07 | 671254008540 |
| 0306197PK | F-7 | Spud Flange 1" CP | 7.35 | 4.78 | 0.07 | 671254008557 |
| 0306201PK | F-7 | Flat Flange 1" IPS CP | 11.05 | 7.18 | 0.04 | 671254008564 |
| 0306204PK | F-7 | Tube Flange 1-1/4" CP | \$8.05 | \$5.23 | 0.06 | 671254008588 |
| 0306209PK | F-7 | Flat Flange 1-1/4" IPS CP | \$11.05 | \$7.18 | 0.05 | 671254008618 |
| 0306237PK | F-7 | Tube Flange 1-1/2" CP | \$8.05 | \$5.23 | 0.06 | 671254008663 |
| 0306214PK | F-7 | Spud Flange 1-1/4" CP | \$7.35 | \$4.78 | 0.10 | 671254008625 |
| 0306238PK | F-7 | Spud Flange 1-1/2" CP | \$7.35 | \$4.78 | 0.10 | 671254008670 |
| 0306199 | F-89-A | Spud Coupling Assembly 1-1/2" w/3-1/2" Flange – Regal® | \$26.85 | \$17.45 | 0.23 | 671254253773 |
| 0307044 | G-1002-A | Gem Urinal Piston (formerly G-76-AU) | \$30.55 | \$19.86 | 0.48 | 671254009608 |



F-89-A



G-15



G-4-AU

| Code Number | Product Number | Description | List Price \$ | MAPP Price \$ | Est. Wt. (lbs.) | UPC Code |
|-------------|----------------|---|---------------|---------------|-----------------|--------------|
| 0307043 | G-1003-A | Gem Closet Piston (formerly G-75-AC) | \$30.55 | 19.86 | 0.48 | 671254009592 |
| 5307047 | G-1005-A | Kit for Gem Noryl Piston – Quantity Pack only (6/pack) | 14.70 | 9.56 | 0.40 | 671254045002 |
| 0307193 | G-1007-A | Closet Piston Assembly 4.5 gpf/13.2 Lpf (Gem•2) w/G-21 | 41.40 | 26.91 | 0.48 | 671254057609 |
| 0307192 | G-1009-A | Urinal Piston Assembly 1.5 gpf/5.7 Lpf w/G-21 | 41.40 | 26.91 | 0.48 | 671254065826 |
| 3307128 | G-1011-A | Repair Kit New Style | 20.75 | 13.49 | 0.06 | 671254042469 |
| 0307195 | G-1016-A | Closet Piston Assembly 1.6 gpf/6.0 Lpf w/G-21 | 41.40 | 26.91 | 0.48 | 671254057623 |
| 0307185 | G-1017-A | Piston Kit 1.0 gpf/3.8 Lpf Urinal | 41.40 | 26.91 | 0.48 | 671254121898 |
| 3307133 | G-1018-A | Piston Kit 0.5 gpf/1.9 Lpf Urinal | 41.40 | 26.91 | 0.10 | 671254147119 |
| 3307134 | G-1019-A | Piston Kit 2.4 gpf/9.0 Lpf Water Closet | 41.40 | 26.91 | 0.10 | 671254211919 |
| 0307130 | G-102 | Auxiliary Valve Spring | 1.40 | 0.91 | 0.01 | 671254046047 |
| 0307142PK | G-105 | GEM•2® Cover | 25.60 | 16.64 | 0.32 | 671254046061 |
| 0307139 | G-106 | Slip Disc | 0.75 | 0.49 | 0.01 | 671254046054 |
| 5307023 | G-125 | Gasket – Quantity Pack only (24/pack) | 1.25 | 0.81 | 0.10 | 671254044944 |
| 5307039 | G-14-A | Molded Cup for Old Style Piston – Quantity Pack only (12/pack) | 6.50 | 4.23 | 0.40 | 671254044951 |
| 5307040 | G-14-AA | Gem Closer/Urinal Washer Set – Quantity Pack only (6/pack) | 16.25 | 10.56 | 0.40 | 671254044678 |
| 0307100 | G-143-A | Handle Assembly CP | 31.25 | 20.31 | 0.50 | 671254259485 |
| 5307052 | G-21 | Main Seat – Quantity Pack only (6/pack) | 3.85 | 2.50 | 0.03 | 671254045019 |
| 5307065 | G-35 | Gasket – Quantity Pack only (48/pack) | 0.40 | 0.26 | 0.10 | 671254045040 |
| 5307071 | G-44 | Friction Ring 1-1/2" – Quantity Pack only (24/pack) | 0.80 | 0.52 | 0.02 | 671254045064 |
| 5307074 | G-50-A | Handle Repair Kit – Quantity Pack only (6/pack) | 7.75 | 5.04 | 0.50 | 671254044661 |
| 0307105PK | G-77 | Piston Cover | 2.10 | 1.37 | 0.02 | 671254009738 |
| 5307106 | G-78 | Molded Cup for New Style Piston – Quantity Pack only (12/pack) | 5.10 | 3.32 | 0.20 | 671254045101 |
| 0307210 | G-85 | Filter O-Ring | 1.40 | 0.91 | — | 671254124592 |
| 0307124 | G-91-A | Urinal Relief Valve (Gem•2®) | 16.25 | 10.56 | 0.07 | 671254046023 |
| 0307116 | G-95 | Relief Valve Seat | 2.35 | 1.53 | 0.01 | 671254045989 |
| 3308060 | H-1002-A | Wheel Handle Stop Repair Kit | 16.70 | 10.86 | 0.15 | 671254042551 |
| 5308059 | H-1003-A | Screw w/H-52 CP – Quantity Pack only (12/pack) | 1.60 | 1.04 | 0.10 | 671254109919 |
| 3308860 | H-1006-A | Control Stop Repair Kit 1 Conc WH | 19.20 | 12.48 | 0.18 | 671254107922 |
| 3308859 | H-1007-A | Control Stop Repair Kit 3/4" Conc WH | 19.20 | 12.48 | 0.17 | 671254107939 |
| 3308790 | H-1009-A | Stop Cap Kit 3/4" Vandal Resistant | 13.70 | 8.91 | 0.12 | 671254121041 |
| 3308799 | H-1009-A-BX | Stop Cap Kit 3/4" Vandal Resistant – Boxed | 13.70 | 8.91 | 0.14 | 671254267480 |
| 3308772 | H-1010-A | Stop Cap Kit 1" Vandal Resistant | 13.70 | 8.91 | 0.19 | 671254145719 |
| 3308797 | H-1010-A-BX | Stop Cap Kit 1" Vandal Resistant – Boxed | 13.70 | 8.91 | 0.19 | 671254267473 |
| 3308872 | H-1011-A | Concealed Wheel Handle Repair Kit | 5.90 | 3.84 | 0.25 | 671254132160 |
| 5388001 | H-1012-A | Socket Cap Regal® CP Vandal Resistant – Quantity Pack only (6/pack) | 11.40 | 7.41 | 0.30 | 671254135611 |
| 5308077 | H-12 | Packing – Quantity Pack only (12/pack) | 1.25 | 0.81 | 0.10 | 671254045118 |
| 5308973 | H-127 | Adj/GJ Tail Assembly "O" Ring – Quantity Pack only (6/pack) | 2.10 | 1.37 | 0.02 | 671254212091 |
| 5308974 | H-128 | Adj/GJ Tail Assembly Stop Ring – Quantity Pack only (6/pack) | 36.40 | 23.66 | 0.02 | 671254212107 |
| 0308976 | H-130-A-1 | CP Adj/GJ Tail Assembly 5" CL to CL | 32.00 | 20.80 | 0.49 | 671254122437 |
| 0308983 | H-130-A-2 | CP Adj/GJ Tail Assembly 6" CL to CL | 36.40 | 23.66 | 0.55 | 671254122451 |
| 0308984 | H-130-A-3 | CP Adj/GJ Tail Assembly 7" CL to CL | 40.50 | 26.33 | 0.62 | 671254122468 |




G-95



H-1006-A



H-1009-A



H-1012-A

| Code Number | Product Number | Description | List Price \$ | MAPP Price \$ | Est. Wt. (lbs.) | UPC Code |
|-------------|----------------|---|---------------|---------------|-----------------|--------------|
| 0308979 | H-130-A-4 | CP Adj/GJ Tail Assembly 8" CL to CL | 44.65 | 29.02 | 0.70 | 671254122444 |
| 0308167 | H-39 | Bonnet CP Loose Key | 11.54 | 7.50 | 0.34 | 671254010253 |
| 0308176 | H-39-ASD | Bonnet Repair Kit for H-40-A 1" & 3/4" SD | 61.70 | 40.11 | 0.56 | 671254010277 |
| 0308175 | H-39-AWH | Bonnet Repair Kit for H-40-A 1" & 3/4" WH | 66.85 | 43.45 | 0.56 | 671254010260 |
| 0308434PK | H-439 | Bonnet CP Loose Key | 45.25 | 29.41 | 0.34 | 671254221857 |
| 0308428 | H-439-A | Bonnet Repair Kit 1" CP LK w/H-37 | 61.70 | 40.11 | 0.46 | 671254010451 |
| 0308432 | H-439-A-U | Bonnet Repair Kit 3/4" CP LK w/H-37 | 61.70 | 40.11 | 0.56 | 671254010468 |
| 3308277 | H-47-ASD | Screw Driver Stop Repair Kit 1 & 3/4" (H-40 & H-45) | 44.05 | 28.63 | 0.21 | 671254042629 |
| 3308278 | H-47-AWH | Wheel Handle Stop Repair Kit 1 & 3/4" (H-40 & H-45) | 57.85 | 37.60 | 0.25 | 671254042636 |
| 0308489 | H-482-A | Rubber Plug 1" | 4.05 | 2.63 | 0.04 | 671254010505 |
| 3308453 | H-482-ASD | Screw Driver Stop Repair Kit 1 (H-440 & H-445) | 23.35 | 15.18 | 0.21 | 671254042674 |
| 0308490 | H-484-A | Rubber Plug 3/4" | 3.65 | 2.37 | 0.03 | 671254010512 |
| 3308442 | H-484-ASD | Screw Driver Stop Repair Kit 3/4" (H-440) | 22.50 | 14.63 | 0.18 | 671254042650 |
| 0308034PK | H-5 | Tail 2-3/4" CP GJ | 19.70 | 12.81 | 0.43 | 671254009981 |
| 0308037PK | H-5 | Tail 3-1/4" CP GJ | 22.30 | 14.50 | 0.51 | 671254010000 |
| 0308038PK | H-5 | Tail 3-1/2" CP GJ | 23.55 | 15.31 | 0.59 | 671254010017 |
| 0308040PK | H-5 | Tail 3-3/4" CP GJ | 24.85 | 16.15 | 0.61 | 671254010031 |
| 0308041PK | H-5 | Tail 4" CP GJ | 26.15 | 17.00 | 0.63 | 671254010048 |
| 0308042PK | H-5 | Tail 4-1/4" CP GJ | 27.45 | 17.84 | 0.67 | 671254010055 |
| 0308043PK | H-5 | Tail 4-1/2" CP GJ | 28.75 | 18.69 | 0.75 | 671254010062 |
| 0308044PK | H-5 | Tail 4-3/4" CP GJ | 29.90 | 19.44 | 0.78 | 671254010079 |
| 0308045PK | H-5 | Tail 5" CP GJ | 31.30 | 20.35 | 0.81 | 671254010086 |
| 0308047PK | H-5 | Tail 5-1/2" CP GJ | 33.95 | 22.07 | 0.83 | 671254010093 |
| 0308050PK | H-5 | Tail 6" CP GJ | 36.50 | 23.73 | 0.93 | 671254010109 |
| 0308019PK | H-5 | Tail 1-1/4" GJ RC = Rough Chrome | 11.80 | 7.67 | 0.19 | 671254009912 |
| 0308023PK | H-5 | Tail 1-1/2" CP GJ | 13.20 | 8.58 | 0.23 | 671254009929 |
| 0308030PK | H-5 | Tail 2" CP GJ | 15.90 | 10.34 | 0.32 | 671254009950 |
| 0308031PK | H-5 | Tail 2-1/4" CP GJ | 17.15 | 11.15 | 0.37 | 671254009967 |
| 0308033PK | H-5 | Tail 2-1/2" CP GJ | 18.40 | 11.96 | 0.42 | 671254009974 |
| 0308035PK | H-5 | Tail 3" CP GJ | 20.90 | 13.59 | 0.50 | 671254009998 |
| 5308934 | H-501 | Repair Kit Teck Tail Locking Ring – Quantity Pack only (6/pack) | 5.00 | 3.25 | 0.01 | 671254209756 |
| 0334014PK | H-530 | Tailpiece Removal Bar | 30.55 | 19.86 | 0.66 | 671254015081 |
| 0308593PK | H-534 | Casing Tube 1-3/8" x 22-1/4" CP | 52.05 | 33.83 | 0.75 | 671254204362 |
| 0308605PK | H-534 | Casing Tube 1-3/8" x 3" CP | 7.55 | 4.91 | 0.11 | 671254010598 |
| 0308587PK | H-534 | Casing Tube 1-3/8" x 36" CP | 54.20 | 35.23 | 1.40 | 671254117280 |
| 0308606PK | H-534 | Casing Tube 1-3/8" x 6" CP | 11.70 | 7.61 | 0.21 | 671254221871 |
| 3308853 | H-541-ASD | Screw Driver Stop Repair Kit 1" (H-600 1" & all H-700) | 13.95 | 9.07 | 0.12 | 671254046092 |
| 3308855 | H-541-AWH | Wheel Handle Stop Repair Kit 1" (H-600 1" & all H-700) | 16.70 | 10.86 | 0.17 | 671254042841 |
| 3308856 | H-543-ASD | Screw Driver Stop Repair Kit 3/4" (H-600 3/4") | 13.95 | 9.07 | 0.13 | 671254042858 |
| 3308858 | H-543-AWH | Wheel Handle Stop Repair Kit 3/4" (H-600 3/4") | 16.70 | 10.86 | 0.14 | 671254042872 |
| 5308689 | H-548 | Screw Driver Stem – Quantity Pack only (6/pack) | 2.35 | 1.53 | 0.30 | 671254045149 |



H-5



H-530



H-534



H-551-A

Manual Repair
Parts & Kits
CLP

| Code Number | Product Number | Description | List Price \$ | MAPP Price \$ | Est. Wt. (lbs.) | UPC Code |
|-------------|----------------|--|---------------|---------------|-----------------|--------------|
| 0308676P0 | H-550 | Coupling RB Adjustable Tail | 3.24 | 2.05 | 0.13 | 671254010680 |
| 0308676PK | H-550 | Coupling CP ADJ | 8.30 | 5.40 | 0.12 | 671254010680 |
| 0308801 | H-551-A | Tail Assembly 2-1/16" CP ADJ | 19.00 | 12.35 | 0.33 | 671254010871 |
| 0308802 | H-551-A | Tail Assembly 2-1/16" RB ADJ | 17.15 | 11.15 | 0.33 | 671254010888 |
| 0308803 | H-551-A | Tail Assembly 3-1/16" CP ADJ | 23.90 | 15.54 | 0.51 | 671254010895 |
| 0308805 | H-551-A | Tail Assembly 4-1/16" CP ADJ | 28.85 | 18.75 | 0.68 | 671254010901 |
| 0308807 | H-551-A | Tail Assembly 5-1/16" CP ADJ | 33.95 | 22.07 | 0.84 | 671254010918 |
| 0308809 | H-551-A | Tail Assembly 6-1/16" CP ADJ | 38.85 | 25.25 | 1.04 | 671254010932 |
| 5308381 | H-552 | Locking Ring – Quantity Pack only (12/pack) | 1.00 | 0.65 | 0.10 | 671254045132 |
| 5308696 | H-553 | O-Ring – Quantity Pack only (24/pack) | 1.25 | 0.81 | 0.03 | 671254044654 |
| 5308825 | H-556 | Washer – Quantity Pack only (48/pack) | 0.80 | 0.52 | 0.10 | 671254045156 |
| 0308919 | H-558 | Wheel Handle | 1.60 | 1.04 | 0.38 | 671254107588 |
| 5308836 | H-569 | Plug Seat 3/4" – Quantity Pack only (6/pack) | 2.20 | 1.43 | 0.04 | 671254045163 |
| 3308840 | H-573-A | Locking Stop Cap VR | 16.50 | 10.73 | 0.15 | 671254254541 |
| 3308866 | H-574 | Stop Bumper w/Cap (YO) | 15.40 | 10.01 | 0.09 | 671254042889 |
| 0308835PK | H-575 | Wheel Handle CP (old style) | 10.60 | 6.89 | 0.10 | 671254010987 |
| 3308867 | H-576 | Ext. Stop Bumper w/Cap (YG) | 15.40 | 10.01 | 0.17 | 671254042896 |
| 0308845PK | H-579 | Screw Driver Bonnet 1" CP | 11.55 | 7.51 | 0.16 | 671254011045 |
| 0308848PK | H-582 | Cap 3/4" CP | 17.45 | 11.34 | 0.12 | 671254011076 |
| 5308850 | H-584 | Plug Seat 1" – Quantity Pack only (6/pack) | 2.20 | 1.43 | 0.10 | 671254045170 |
| 5308958 | H-589 | Repair Kit Teck Tail O-Ring – Quantity Pack only (6/pack) | 2.10 | 1.37 | 0.70 | 671254209763 |
| 0308063PK | H-6 | Coupling CP GJ | 8.80 | 5.72 | 0.14 | 671254010116 |
| 5308952 | H-614 | Sleeve Vandal Resistant Cap 3/4" for H-600 – Quantity Pack only (6/pack) | 1.85 | 1.20 | 0.03 | 671254209770 |
| 0308612PK | H-622 | Bonnet CP | 10.90 | 7.09 | 0.20 | 671254221888 |
| 0208083PK | H-623 | Bonnet RB 1" & 3/4" Wheel Handle New Style | 11.80 | 7.67 | 0.16 | 671254221475 |
| 0308615PK | H-623 | Bonnet CP 1" & 3/4" Wheel Handle New Style | 13.95 | 9.07 | 0.16 | 671254221895 |
| 5308954 | H-628 | Sleeve Vandal Resistant Cap 1" for H-700 & H-600 – Quantity Pack only (6/pack) | 1.85 | 1.20 | 0.04 | 671254209787 |
| 3308386 | H-700-A | Adjustable Screw Driver Stop 1" – Vandal Resistant | 80.05 | 52.03 | 1.44 | 671254128828 |
| 3308385 | H-700-AG | Screw Driver Stop GJ 3/4" – Vandal Resistant | 81.90 | 53.24 | 1.62 | 671254125131 |
| 3308387 | H-700-AG | Screw Driver Stop GJ 1" – Vandal Resistant | 81.90 | 53.24 | 1.50 | 671254128835 |
| 3308388 | H-700-AW | Whitworth Inlet for Adjustable Tail 1" | 72.25 | 46.96 | 2.85 | 671254131798 |
| 0388022 | H-710-A | Screw Driver Stop Adjustable 1" – CP | 63.05 | 40.98 | 1.28 | 671254127722 |
| 0388025 | H-710-A | Screw Driver Stop Adjustable 3/4" – CP | 63.05 | 40.98 | 1.40 | 671254127753 |
| 0388062 | H-710-AAR | BSP British Std Pipe Inlet for Adj Tail 1" | 75.80 | 49.27 | 1.23 | 671254222045 |
| 0388024 | H-710-AG | Screw Driver Stop 1" – CP GJ | 71.20 | 46.28 | 1.27 | 671254127746 |
| 0388026 | H-710-AG | Screw Driver Stop 3/4" – CP GJ | 71.20 | 46.28 | 1.22 | 671254127760 |
| 0388037 | H-710-AW | Whitworth Inlet for Adjustable Tail 1" | 87.45 | 56.84 | 0.86 | 671254127869 |
| 0388034 | H-720-A | Screw Driver Stop Adjustable w/Short Bumper 1" – CP | 73.45 | 47.74 | 1.26 | 671254127838 |
| 0388033 | H-720-AG | Screw Driver Stop 1" w/Short Bumper 1" – CP GJ | 73.45 | 47.74 | 2.55 | 671254127821 |
| 0388035 | H-725-A | Screw Driver Stop Adjustable w/extended Bumper 1" – CP | 73.45 | 47.74 | 1.27 | 671254127845 |
| 0388057 | H-725-AG | Screw Driver Stop w/extended Bumper 1" – CP | 73.45 | 47.74 | 2.60 | 671254127913 |



H-579



H-700-A




H-710-AG



H-735-AG

| Code Number | Product Number | Description | List Price \$ | MAPP Price \$ | Est. Wt. (lbs.) | UPC Code |
|-------------|----------------|--|---------------|---------------|-----------------|--------------|
| 0388039 | H-725-AW | Whitworth Inlet for Adjustable Tail | 97.75 | 63.54 | 2.60 | 671254127883 |
| 0388010 | H-730-A | Wheel Handle Stop Adjustable – RB | 63.05 | 40.98 | 1.23 | 671254126848 |
| 0388011 | H-730-A | Wheel Handle Stop Adjustable 3/4" – RB | 63.05 | 40.98 | 2.25 | 671254126831 |
| 0388013 | H-730-AG | Wheel Handle Stop 1" – RB GJ | 65.70 | 42.71 | 1.45 | 671254126992 |
| 0388014 | H-730-AG | Wheel Handle Stop 3/4" RB GJ | 65.70 | 42.71 | 2.10 | 671254127005 |
| 0388012 | H-730-AW | Whitworth Inlet for Adj Tail 1" (Naval® Brass) | 87.45 | 56.84 | 1.30 | 671254126985 |
| 0388006 | H-735-A | Wheel Handle Stop 1" Adjustable – CP | 63.10 | 41.02 | 1.29 | 671254126947 |
| 0388007 | H-735-A | Wheel Handle Stop 3/4" Adjustable – CP | 63.10 | 41.02 | 1.23 | 671254126954 |
| 0388008 | H-735-AG | Wheel Handle Stop 1" – CP GJ | 65.70 | 42.71 | 1.24 | 671254126961 |
| 0388009 | H-735-AG | Wheel Handle Stop 3/4" – CP GJ | 65.70 | 42.71 | 1.30 | 671254126978 |
| 3308389 | H-750-AG | Screw Driver Straight Stop GJ 1" – Vandal Resistant | 83.10 | 54.02 | 1.76 | 671254131804 |
| 0388023 | H-760-AG | Screw Driver Straight Stop 1" – CP GJ | 83.10 | 54.02 | 1.76 | 671254127739 |
| 0388030 | H-770-AG | Wheel Handle Straight Stop 1" – RB GJ | 77.95 | 50.67 | 1.38 | 671254127807 |
| 0388036 | H-775-AG | Wheel Handle Straight Stop 1" – CP GJ | 83.10 | 54.02 | 1.45 | 671254127852 |
| 3308875 | H-790-A | Screw Driver Stop Adjustable Vandal Resistant 3/4" – CP | 68.65 | 44.62 | 1.20 | 671254135598 |
| 3308876 | H-790-A | Screw Driver Stop Adjustable 1" Vandal Resistant – CP | 68.65 | 44.62 | 1.24 | 671254135604 |
| 0388067 | H-790-AG | Screw Driver Stop Vandal Resistant 1" – CP GJ – OBSOLETE – Replace with H-700-AG (3308387) | 83.10 | 54.02 | — | — |
| 0388068 | H-790-AG | Screw Driver Stop Vandal Resistant 3/4" – CP GJ – OBSOLETE – Replace with H-700-AG (3308385) | 83.10 | 54.02 | — | — |
| 0388069 | H-795-AG | Screw Driver Straight Stop 1" – CP GJ – OBSOLETE – Replace with H-750-AG (3308389) | 83.10 | 54.02 | — | — |
| 0318002PK | HY-1 | Button Flange CP | 20.90 | 13.59 | 0.24 | 671254012967 |
| 3318007 | HY-1000-A | Push Button Kit | 44.20 | 28.73 | 0.50 | 671254043381 |
| 3318008 | HY-1002-A | Mounting Flange Kit | 27.45 | 17.84 | 0.21 | 671254043398 |
| 3318009 | HY-1002-A | Mounting Strap Kit | 7.55 | 4.91 | 0.99 | 671254043404 |
| 3318010 | HY-1003-A | Mounting Flange Kit | 31.10 | 20.22 | 0.21 | 671254043411 |
| 0318109PK | HY-105 | Spacer | 8.70 | 5.66 | 0.22 | 671254013193 |
| 3318005 | HY-109-A | Actuator Housing Assembly | 141.40 | 91.91 | 0.45 | 671254043367 |
| 3318011 | HY-1101-A | Hydraulic Royal® 1.6 gpf/6.0 Lpf Closet Repair Kit | 64.15 | 41.70 | 0.48 | 671254203112 |
| 3318012 | HY-1102-A | Hydraulic Royal® 3.5 gpf/13.2 Lpf Closet Repair Kit | 64.15 | 41.70 | 0.48 | 671254203129 |
| 3318013 | HY-1103-A | Hydraulic Royal® 2.4 gpf/9.0 Lpf Closet Repair Kit | 64.15 | 41.70 | 0.48 | 671254203136 |
| 3318014 | HY-1106-A | Hydraulic Royal® 0.5 gpf/1.9 Lpf Urinal Repair Kit | 64.15 | 41.70 | 0.48 | 671254203143 |
| 3318015 | HY-1107-A | Hydraulic Royal® 1.0 gpf/3.8 Lpf Urinal Repair Kit | 64.15 | 41.70 | 0.48 | 671254203150 |
| 3318016 | HY-1108-A | Hydraulic Royal® 1.5 gpf/5.7 Lpf Urinal Repair Kit | 64.15 | 41.70 | 0.48 | 671254203167 |
| 3318006 | HY-111-A | Metal Button Kit (Conversion) | 109.35 | 71.08 | 0.36 | 671254043374 |
| 3318002 | HY-112-A | Wall Plate 2-Gang 4-1/2" Sq w/Screws CP | 62.90 | 40.89 | 0.23 | 671254043336 |
| 0318013 | HY-12 | Wall Flange NP | 7.55 | 4.91 | 0.18 | 671254013025 |
| 0318003 | HY-2 | Mounting Nut RB | 14.93 | 9.71 | 0.02 | 671254012974 |
| 0318020 | HY-21 | Service Seat | 1.25 | 0.81 | — | 671254013049 |
| 0318021 | HY-22 | Service Spring Seat | 0.90 | 0.59 | — | 671254013056 |
| 0318022 | HY-23 | Gasket | 0.35 | 0.23 | — | 671254013063 |



HY-1002-A



HY-2



HY-12



HY-24

Manual Repair
Parts & Kits
CLP

| Code Number | Product Number | Description | List Price \$ | MAPP Price \$ | Est. Wt. (lbs.) | UPC Code |
|-------------|----------------|--|---------------|---------------|-----------------|--------------|
| 0318024PK | HY-25 | Actuator Valve Housing RB | 27.15 | 17.65 | 0.21 | 671254013087 |
| 0318028 | HY-29 | Threaded Rod | 2.78 | 1.81 | 0.03 | 671254013094 |
| 0318004 | HY-3 | Button Return Spring | 1.39 | 0.90 | 0.01 | 671254012981 |
| 0318031 | HY-32-A | Actuator Cartridge | 68.15 | 44.30 | 0.06 | 671254013100 |
| 0318041 | HY-40 | Wall Plate 2-Gang 4-1/2" Sq CP | 32.40 | 21.06 | 0.19 | 671254207226 |
| 0318064PK | HY-64 | Tube 6" Long | 40.50 | 26.33 | 0.41 | 671254207318 |
| 0318066PK | HY-66 | Cover Plate | 52.30 | 34.00 | 0.58 | 671254221932 |
| 3318001 | HY-83-A | Hydraulic Actuator Cartridge | 33.65 | 21.87 | 0.07 | 671254043329 |
| 0318010 | HY-9-A | Button w/Insert | 7.55 | 4.91 | 0.03 | 671254013018 |
| 0310054 | J-18-A | Bumper | 12.90 | 8.39 | 0.07 | 671254011830 |
| 5310003 | J-2 | Cover Bumper CP – Quantity Pack only (12/pack) | 1.25 | 0.81 | 0.01 | 671254045194 |
| 5310034 | J-2 & J-7 | Ferrule & Bumper – Quantity Pack only (6/pack) | 5.00 | 3.25 | 0.10 | 671254125599 |
| 0311041 | K-44 | Screw (YR Variation) | 1.25 | 0.81 | 0.02 | 671254012165 |
| 5311042 | K-46 | Gasket – Quantity Pack only (48/pack) | 1.25 | 0.81 | 0.01 | 671254045200 |
| 0311048PK | K-57 | Anchor Lead | 1.60 | 1.04 | 0.03 | 671254012189 |
| 0314011 | NF-2-A | Coupling 1-1/2" X 1-1/4" CP | 27.70 | 18.01 | 0.24 | 671254012417 |
| 0388043 | NH-710-A | NPTF Inlet for Adj Tail 1" (Naval® Brass) | 88.45 | 57.49 | 2.50 | 671254210431 |
| 0388048 | NH-710-AG | NPTF Inlet for GJ Tail 3/4" (Naval® Brass) | 103.45 | 67.24 | 1.21 | 671254127418 |
| 0388058 | NH-710-AG | NPTF Inlet for GJ Tail 1" (Naval® Brass) | 99.65 | 64.77 | 2.50 | 671254128477 |
| 0388044 | NH-710-AGS | NPSM Inlet for GJ Tail 1" (Naval® Brass) | 102.95 | 66.92 | 1.45 | 671254127371 |
| 0388045 | NH-710-AGW | Whitworth Inlet for GJ Tail 1" (Naval® Brass) | 98.65 | 64.12 | 1.30 | 671254127388 |
| 0388042 | NH-710-AW | Whitworth Inlet for Adj Tail 1" (Naval® Brass) | 86.45 | 56.19 | 1.25 | 671254127357 |
| 0388047 | NH-725-AGW | Whitworth Inlet for GJ Tail 1" (Naval® Brass) | 97.75 | 63.54 | 1.30 | 671254222038 |
| 0388017 | NH-730-AG | NPTF Inlet for GJ Tail 1" (Naval® Brass) | 99.65 | 64.77 | 2.50 | 671254210424 |
| 0388056 | NH-730-AG | NPTF Inlet for GJ Tail 3/4" (Naval® Brass) | 65.65 | 42.67 | 1.23 | 671254127630 |
| 0388046 | NH-730-AGW | Whitworth Inlet for GJ Tail 1" (Naval® Brass) | 79.35 | 51.58 | 2.50 | 671254127395 |
| 0388041 | NH-730-AW | Whitworth Inlet for Adj Tail 1" (Naval® Brass) | 78.65 | 51.12 | 1.44 | 671254127340 |
| 0317003PK | R-10 | Cover Regal® RB | 27.70 | 18.01 | 0.79 | 671254012783 |
| 0317004PK | R-10 | Cover Regal® CP | 31.30 | 20.35 | 0.87 | 671254012790 |
| 3317001 | R-1001-A | Rebuild Kit Regal® 4.5 gpf/16.9 Lpf Closet | 35.25 | 16.74 | 0.46 | 671254132429 |
| 3317002 | R-1002-A | Rebuild Kit Regal® 1.5 gpf/5.7 Lpf Urinal | 35.25 | 16.74 | 0.44 | 671254132436 |
| 3317003 | R-1003-A | Rebuild Kit Regal® 3.5 gpf/13.2 Lpf Closet | 35.25 | 16.74 | 0.46 | 671254132443 |
| 3317004 | R-1004-A | Rebuild Kit Regal® 1.6 gpf/6.0 Lpf Closet | 42.45 | 20.16 | 0.44 | 671254132450 |
| 3317005 | R-1005-A | Rebuild Kit Regal® 1.0 gpf/3.8 Lpf Urinal | 42.45 | 20.16 | 0.44 | 671254132467 |
| 3308078 | R-1008-A | Regal® 3/4" Flange Kit | 41.40 | 26.91 | 0.22 | 671254124417 |
| 3308079 | R-1009-A | Regal® 1-1/4" Flange Kit | 41.40 | 26.91 | 0.31 | 671254124400 |
| 3308080 | R-1010-A | Regal® 1-1/2" Flange Kit | 41.40 | 26.91 | 0.30 | 671254124394 |
| 3317011 | R-1011-A | Rebuild Kit Regal® 0.5 gpf/1.9 Lpf Urinal | 42.45 | 20.16 | 0.44 | 671254132474 |
| 3317012 | R-1012-A | Rebuild Kit Regal® 2.4 gpf/9.0 Lpf Closet | 43.70 | 20.16 | 0.44 | 671254132481 |
| 3317026 | R-1122-A | Tune Up Kit Regal 3.5 gpf/13.2 Lpf Closet | 39.85 | 25.90 | .50 | 67125444530 |



K-44



NH-710-AG



R-1008-A



SH-1

| Code Number | Product Number | Description | List Price \$ | MAPP Price \$ | Est. Wt. (lbs.) | UPC Code |
|-------------|----------------|---|---------------|---------------|-----------------|--------------|
| 3317027 | R-1121-A | Tune Up Kit Regal 1.6 gpf/6.0 Lpf Closet | 49.15 | 31.95 | .50 | 67125444529 |
| 3317028 | R-1124-A | Tune Up Kit Regal 1.28 gpf/4.8 Lpf Closet | 49.15 | 31.95 | .50 | 67125444531 |
| 3317029 | R-1128-A | Tune Up Kit Regal 1.5 gpf/5.7 Lpf Urinal | 39.85 | 25.90 | .50 | 67125444532 |
| 3317030 | R-1127-A | Tune Up Kit Regal 1.0 gpf/3.8 Lpf Urinal | 49.15 | 31.95 | .50 | 67125444533 |
| 3317031 | R-1126-A | Tune Up Kit Regal 0.5 gpf/1.9 Lpf Urinal | 49.15 | 31.95 | .50 | 67125444534 |
| 5319046 | S-14-A | Molded Cup – Quantity Pack only (12/pack) | 6.15 | 4.00 | 0.50 | 671254044647 |
| 5319049 | S-14-AA | Crown/Naval® Closet/Urinal Washer Set – Quantity Pack only (6/pack) | 17.60 | 11.44 | 0.40 | 671254044630 |
| 5319086 | S-30 | Gasket – Quantity Pack only (48/pack) | 0.80 | 0.52 | 0.10 | 671254045330 |
| 0328001PK | SH-1 | Body | 15.00 | 9.75 | 0.35 | 671254014466 |
| 5328010 | SH-1000-A | Gasket – Quantity Pack only (24/pack) | 1.60 | 1.04 | 0.10 | 671254045552 |
| 4328467 | SH-1001-A | O-Ring Kit Institutional | 6.85 | 4.45 | 0.06 | 671254044364 |
| 4328466 | SH-1002-A | Piston Assembly – Needle Spray | 29.05 | 18.88 | 0.16 | 671254056534 |
| 4328287 | SH-1004-A | Repair Kit for AC-11, AC-51 2.5 gpf/9.4 Lpf | 19.35 | 12.58 | 0.04 | 671254044319 |
| 3328026 | SH-1007-A | Ball Joint Coupling Assembly w/Volume Control | 74.35 | 48.33 | 0.36 | 671254147768 |
| 4328469 | SH-1008-A | Flow Control Conversion Kit | 48.20 | 31.33 | 0.52 | 671254044388 |
| 4328471 | SH-1009-A | Institutional Repair Kit | 107.95 | 70.17 | 0.50 | 671254056541 |
| 4328210 | SH-1010-A | Repair Kit 2.5 Flow Control for AC-450 | 40.65 | 26.42 | 0.15 | 671254277823 |
| 5328019 | SH-406 | Spring – Quantity Pack only (12/pack) | 1.40 | 0.91 | 0.10 | 671254045545 |
| 0328373 | SH-514 | CP Screw Oval Head Allen 1/4" – 20 | 1.24 | 0.80 | 0.07 | 671254014824 |
| 5328336 | SH-75 | O-Ring – Quantity Pack only (12/pack) | \$1.10 | 0.72 | 0.02 | 671254045538 |
| 3378037 | SV-37-A | Repair Kit Sloan flushometer 1.5 gpf/5.7 Lpf Urinal | 45.20 | 29.38 | 0.31 | 671254339163 |
| 3378038 | SV-38-A | Repair Kit Sloan flushometer 3.5 gpf/13.2 Lpf Closet | 45.20 | 29.38 | 0.31 | 671254339170 |
| 3378041 | SV-41-A | Repair Kit Sloan flushometer 1.6 gpf/6.0 Lpf Closet | 45.20 | 29.38 | 0.31 | 671254339187 |
| 3378042 | SV-42-A | Repair Kit Sloan flushometer 1.0 gpf/3.8 Lpf Urinal | 45.20 | 29.38 | 0.31 | 671254339194 |
| 3378043 | SV-43-A | Repair Kit Sloan flushometer 0.5 gpf/1.9 Lpf Urinal | 45.20 | 29.38 | 0.31 | 671254339200 |
| 3378044 | SV-44-A | Repair Kit Sloan flushometer 2.4 gpf/9.0 Lpf Closet | 45.20 | 29.38 | 0.31 | 671254338876 |
| 3322079 | V-101-A | Vacuum Breaker Repair Kit for V-100 Series | 16.05 | 10.43 | 0.18 | 671254046177 |
| 0323011 | V-500-A | Vacuum Breaker RB | 33.55 | 21.81 | 0.51 | 671254013971 |
| 5323010 | V-500-A | Vacuum Breaker CP – Quantity Pack only (6/pack) | 30.55 | 19.86 | 3.06 | 671254045576 |
| 0323002 | V-500-AA | Vacuum Breaker 1-1/4" x 10-1/2" CP | 44.50 | 28.93 | 0.53 | 671254013902 |
| 0323004 | V-500-AA | Vacuum Breaker 3/4" x 10-1/2" CP | 42.35 | 27.53 | 0.62 | 671254013926 |
| 0323012 | V-500-AA | Vacuum Breaker 1" x 9" CP | 38.85 | 25.25 | 0.53 | 671254013988 |
| 0323013 | V-500-AA | Vacuum Breaker 1-1/2" x 10-1/2" CP | 44.50 | 28.93 | 0.65 | 671254013995 |
| 0323014 | V-500-AA | Vacuum Breaker 1-1/2" x 13-1/2" CP | 48.00 | 31.20 | 0.72 | 671254014008 |
| 0323015 | V-500-AA | Vacuum Breaker 1-1/2" x 21-1/2" CP | 54.85 | 35.65 | 1.30 | 671254014015 |
| 0323016 | V-500-AA | Vacuum Breaker 1-1/2" x 24-1/2" CP | 61.70 | 40.11 | 1.40 | 671254014022 |
| 0323017 | V-500-AA | Vacuum Breaker 1-1/2" x 15" CP | 49.90 | 32.44 | 0.87 | 671254014039 |
| 0323018 | V-500-AA | Vacuum Breaker 1-1/4" x 13-1/2" CP | 48.00 | 31.20 | 0.65 | 671254014046 |
| 0323020 | V-500-AA | Vacuum Breaker 1-1/4" x 21-1/2" CP | 57.85 | 37.60 | 1.02 | 671254014060 |
| 0323021 | V-500-AA | Vacuum Breaker 1-1/2" x 26" CP | 63.70 | 41.41 | 1.45 | 671254014077 |



SH-37



SH-406



V-101-A



V-500-AA

| Code Number | Product Number | Description | List Price \$ | MAPP Price \$ | Est. Wt. (lbs.) | UPC Code |
|-------------|----------------|---|---------------|---------------|-----------------|--------------|
| 0323026 | V-500-AA | Vacuum Breaker 1-1/4" x 15" CP | 49.90 | 32.44 | 0.72 | 671254014121 |
| 0323057 | V-500-AA | Vacuum Breaker 1-1/2" x 32-1/2" CP | 72.90 | 47.39 | 1.60 | 671254014176 |
| 0323142 | V-500-AA | Vacuum Breaker 1-1/2" x 13-1/2" RB | 43.45 | 28.24 | 0.72 | 671254014237 |
| 0323176 | V-500-AA | Vacuum Breaker 1-1/2" x 17-1/2" RB | 49.45 | 32.14 | 0.75 | 671254014244 |
| 0323177 | V-500-AA | Vacuum Breaker 1-1/2" x 22" RB | 53.40 | 34.71 | 1.30 | 671254014251 |
| 0323188 | V-500-AA | Vacuum Breaker 1-1/2" x 11-1/2" RB | 41.60 | 27.04 | 0.65 | 671254014282 |
| 0323207 | V-500-AA | Vacuum Breaker 1-1/2" x 6" RB | 35.65 | 23.17 | 0.50 | 671254014299 |
| 0323208 | V-500-AA | Vacuum Breaker 1-1/2" x 7-1/2" RB | 37.90 | 24.64 | 0.51 | 671254014305 |
| 0323209 | V-500-AA | Vacuum Breaker 1-1/2" x 30-1/2" RB | 61.30 | 39.85 | 1.55 | 671254014312 |
| 0323210 | V-500-AA | Vacuum Breaker 3/4" x 15" CP | 53.15 | 34.55 | 0.87 | 671254014329 |
| 0323225 | V-500-AA | Vacuum Breaker 1-1/2" x 22" – 1" Offset | 177.30 | 115.25 | 1.30 | 671254014336 |
| 0323226 | V-500-AA | Vacuum Breaker 1-1/2" x 25" – 1" Offset | 183.60 | 119.34 | 1.30 | 671254014343 |
| 0323227 | V-500-AA | Vacuum Breaker 1-1/2" x 22" – 1-1/2" Offset | 177.30 | 115.25 | 1.30 | 671254014350 |
| 0323228 | V-500-AA | Vacuum Breaker 1-1/2" x 25" – 1-1/2" Offset | 185.45 | 120.54 | 1.45 | 671254014367 |
| 0323229 | V-500-AA | Vacuum Breaker 1-1/2" x 22" – 2" Offset | 177.30 | 115.25 | 1.45 | 671254014374 |
| 0323230 | V-500-AA | Vacuum Breaker 1-1/2" x 25 – 2" Offset | 183.60 | 119.34 | 1.45 | 671254014381 |
| 5323005 | V-500-AA | Vacuum Breaker 3/4" x 9" CP – Quantity Pack only (6/pack) | 30.55 | 19.86 | 0.60 | 671254045651 |
| 5323006 | V-500-AA | Vacuum Breaker 1-1/4" x 9" CP – Quantity Pack only (6/pack) | 30.55 | 19.86 | 0.50 | 671254045644 |
| 5323007 | V-500-AA | Vacuum Breaker 1-1/2" x 9" CP – Quantity Pack only (6/pack) | 30.55 | 19.86 | 0.50 | 671254045637 |
| 3323192 | V-551-A | Vacuum Breaker Repair Kit | 4.00 | 1.90 | 0.04 | 671254046184 |
| 0323120PK | V-553-A | Coupling CP | 11.80 | 7.67 | 0.14 | 671254014206 |
| 0323369PK | V-572 | Royal II® Coupling CP | 17.80 | 11.57 | 0.26 | 671254269040 |
| 0393003 | V-600-A | Vacuum Breaker CP | 30.55 | 19.86 | 0.51 | 671254116771 |
| 0393008 | V-600-AA | Vacuum Breaker 1-1/2" x 13-1/2" CP | 48.00 | 31.20 | 0.69 | 671254116726 |
| 0393009 | V-600-AA | Vacuum Breaker 1-1/2" x 21-1/2" CP | 54.85 | 35.65 | 1.50 | 671254116719 |
| 0393010 | V-600-AA | Vacuum Breaker 1-1/2" x 24-1/2" CP | 61.70 | 40.11 | 1.28 | 671254116702 |
| 0393025 | V-600-AA | Vacuum Breaker 1-1/2" x 22-13/16" CP – 1" Offset | 177.30 | 115.25 | 1.54 | 671254116559 |
| 0393026 | V-600-AA | Vacuum Breaker 1-1/2" x 25-13/16" CP – 1" Offset | 183.60 | 119.34 | 1.55 | 671254116542 |
| 0393027 | V-600-AA | Vacuum Breaker 1-1/2" x 22-5/8" CP – 1-1/2" Offset | 177.30 | 115.25 | 1.54 | 671254116535 |
| 0393028 | V-600-AA | Vacuum Breaker 1-1/2" x 25-5/8" CP – 1-1/2" Offset | 183.60 | 119.34 | 1.50 | 671254116528 |
| 0393029 | V-600-AA | Vacuum Breaker 1-1/2" x 22-1/2" CP – 2" Offset | 177.30 | 115.25 | 1.43 | 671254116511 |
| 0393030 | V-600-AA | Vacuum Breaker 1-1/2" x 25-1/2" CP – 2" Offset | 183.60 | 119.34 | 1.50 | 671254116504 |
| 0393031 | V-600-AA | Vacuum Breaker 1-1/2" x 15" CP | 49.90 | 32.44 | 0.91 | 671254131095 |
| 0393038 | V-600-AA | Vacuum Breaker 1-1/2" x 36" CP | 89.85 | 58.40 | 1.90 | 671254131101 |
| 0393039 | V-600-AA | Vacuum Breaker 1-1/4" x 13-1/2" CP | 48.00 | 31.20 | 0.70 | 671254131118 |
| 0393045 | V-600-AA | Vacuum Breaker 1-1/4" x 21-1/2" CP | 57.85 | 37.60 | 1.12 | 671254131286 |
| 0393046 | V-600-AA | Vacuum Breaker 3/4" x 10-1/2" CP | 42.35 | 27.53 | 0.60 | 671254132573 |
| 0393047 | V-600-AA | Vacuum Breaker 3/4" x 15" CP | 53.15 | 34.55 | 0.77 | 671254132580 |
| 3393004 | V-600-AA | Vacuum Breaker 3/4" x 9" – CP | 30.55 | 19.86 | 0.80 | 671254145702 |
| 3393006 | V-600-AA | Vacuum Breaker 1-1/4" x 9" – CP | 30.55 | 19.86 | 0.60 | 671254145696 |
| 3393007 | V-600-AA | Vacuum Breaker 1-1/2" x 9" – CP | 30.55 | 19.86 | 0.65 | 671254145689 |



V-572



V-600-AA



V-651-A




V-79

| Code Number | Product Number | Description | List Price \$ | MAPP Price \$ | Est. Wt. (lbs.) | UPC Code |
|-------------|----------------|--|---------------|---------------|-----------------|--------------|
| 3393000 | V-600-AA-BX | Vacuum Breaker 3/4" x 9" – CP – Boxed | 30.55 | 19.86 | 0.71 | 671254267503 |
| 3393001 | V-600-AA-BX | Vacuum Breaker 1-1/4" x 9" – CP – Boxed | 30.55 | 19.86 | 0.70 | 671254267619 |
| 3393002 | V-600-AA-BX | Vacuum Breaker 1-1/2" x 9" – CP – Boxed | 30.55 | 19.86 | 0.72 | 671254267626 |
| 3323182 | V-651-A | Vacuum Breaker Repair Kit | 4.35 | 2.83 | 0.06 | 671254130715 |
| 3323183 | V-651-A-BX | Vacuum Breaker Repair Kit – Boxed | 4.20 | 2.00 | 0.10 | 671254267497 |
| 0322015PK | V-75 | Inlet Adapter RC (Gem) | 31.85 | 20.70 | 0.10 | 671254013650 |
| 0322013 | V-75-A | Inlet Adapter Kit CP (Royal® & Crown/Naval®) | 31.85 | 20.70 | 0.15 | 671254013643 |
| 0322021PK | V-79 | Inlet Adapter 3/4" RB | 39.00 | 25.35 | 0.29 | 671254013667 |
| 0322026PK | V-79 | Inlet Adapter 1" RB | 39.00 | 25.35 | 0.36 | 671254013674 |
| 5322001 | VBF-5 | Gasket 1-1/2" – Quantity Pack only (48/pack) | 0.65 | 0.42 | 0.10 | 671254045590 |
| 5322176 | VBF-5 | Gasket 1-1/4" – Quantity Pack only (24/pack) | 0.85 | 0.55 | 0.03 | 671254045583 |
| 5334000 | WB-1000-A | Screw Repair Kit – Quantity Pack only (6/pack) | 2.80 | 1.82 | 0.02 | 671254263390 |
| 0372001PK | WES-1 | 3/4" CP Water Supply Inlet Cap | 9.55 | 6.21 | 0.30 | 671254303164 |
| 0372002PK | WES-2 | 1" NPT Water Supply Inlet Cap | 9.55 | 6.21 | 0.30 | 671254306660 |
| 1001520 | WES-20 | Waterfree Urinal Installation Kit | 31.85 | 20.70 | 1.10 | 671254299153 |
| 3372003 | WES-212A | UPPERCUT® Handle Retrofit Kit | 74.70 | 48.56 | 0.50 | 671254314856 |
| 3372004 | WES-213A | UPPERCUT® Handle Retrofit Kit with Handle and Diaphragm | 105.90 | 68.84 | 1.50 | 671254314863 |
| 0372003PK | WES-3 | 1" WWT CP Water Supply Inlet Cap (Whitworth Thread) | 9.60 | 6.24 | 0.30 | 671254303331 |
| 1001521 | WES-31 | Waterfree Urinal Plaque | 13.10 | 8.52 | 0.03 | 671254299160 |
| 3372000 | WES-4A | 3/4" NPT Inlet Cap Kit – contains casing tube, flange assembly casing and water supply inlet cap. | 31.25 | 20.31 | 0.50 | 671254305212 |
| 3372001 | WES-5A | 1" NPT Inlet Cap Kit – contains casing tube, flange assembly casing and water supply inlet cap. | 31.25 | 20.31 | 0.50 | 671254304987 |
| 3372002 | WES-6A | 1" WWT Inlet Cap Kit (Whitworth Thread) – contains casing tube, flange assembly casing and water supply inlet cap. | 31.25 | 20.31 | 0.50 | 671254304994 |
| 1001502 | WES-7 | T-Bar Cartridge Removal Tool | 42.15 | 27.40 | 1.30 | 671254308893 |



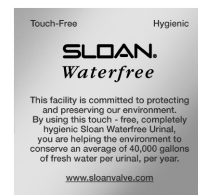
VBF-5



WES-7



WES-20



WES-31

This page intentionally left blank.

| Code Number | Product Number | Description | List Price \$ | MAPP Price \$ | Est. Wt. (lbs.) | UPC Code |
|---|----------------|---|---------------|---------------|-----------------|--------------|
| Electronic Repair Parts and Kits | | | | | | |
| 5325128 | EBV-101 | Volume Regulator 2.4 gpf/9.0 Lpf Closets – Quantity Pack only (6/pack) | 1.65 | 1.07 | 0.03 | 671254269583 |
| 3325089 | EBV-1010-A | Inner Cover Repair Kit (contains EBV134, EBV145A and EBV14) | 160.10 | 104.07 | 1.20 | 671254378957 |
| 3325814 | EBV-1017-A | Handle Cap Solid | 16.45 | 10.69 | 0.24 | 671254140196 |
| 3325001 | EBV-1020-A | Flex-Tube Diaphragm Inside Parts Kit 1.6, 3.5, 4.5 Closet & 3.5 Urinals | 56.25 | 36.56 | 0.27 | 671254263901 |
| 5325130 | EBV-102-1 | Volume Regulator 3.5 gpf/13.2 Lpf Closets/Urinals – Quantity Pack only (6/pack) | 1.65 | 1.07 | 0.03 | 671254269590 |
| 3325014 | EBV-1021-A | Flex-Tube Diaphragm Inside Parts Kit 2.4 Closet | 56.25 | 36.56 | 0.27 | 671254263925 |
| 5325129 | EBV-102-2 | Volume Regulator 1.5 gpf/5.8 Lpf Urinals – Quantity Pack only (6/pack) | 1.65 | 1.07 | 0.03 | 671254269606 |
| 3325000 | EBV-1022-A | Flex-Tube Diaphragm Inside Parts Kit 1.0, 1.5 Urinal | 56.25 | 36.56 | 0.27 | 671254263895 |
| 3325003 | EBV-1023-A | Flex-Tube Diaphragm Inside Parts Kit 0.5 Urinal | 56.25 | 36.56 | 0.27 | 671254263918 |
| 3325031 | EBV-1024-A | Flex-Tube Diaphragm Inside Parts Kit 1.28 gpf Closet | 56.25 | 36.56 | 0.24 | 671254358874 |
| 3325090 | EBV-1025-A | Flex-Tube Diaphragm Inside Parts Kit 0.125/0.25 Urinal | 56.25 | 36.56 | 0.24 | 671254373877 |
| 3325016 | EBV-1033-A | Metal Cover Assembly w/Override Button for Zurn valve body Closet | 136.40 | 88.66 | 1.65 | 671254127098 |
| 3325055 | EBV-1042-A | Override Button Repair Kit | 13.10 | 8.52 | 0.02 | 671254144248 |
| 3325450 | EBV-129-A-C | G2 Electronic Module Only Closet | 210.45 | 136.79 | 2.75 | 671254267879 |
| 3325451 | EBV-129-A-U | G2 Electronic Module Only Urinal | 210.45 | 136.79 | 2.75 | 671254267886 |
| 0325172 | EBV-130-A | G2 Manual Override Button Assembly w/Screws and Hex wrench CP | 38.95 | 25.32 | 0.15 | 671254267350 |
| 0325169 | EBV-131 | G2 Lens (Window) | 11.05 | 7.18 | 0.04 | 671254267329 |
| 0325170 | EBV-132-A | G2 Screws (2) Kit w/Hex Wrench | 9.65 | 6.27 | 0.05 | 671254267336 |
| 0325171 | EBV-134 | G2 Cover Rest Plate | 3.50 | 2.28 | 0.13 | 671254267343 |
| 3325453 | EBV-136-A | G2 Solenoid | 35.45 | 23.04 | 2.75 | 671254267909 |
| 0325160 | EBV-138-A | G2 Complete Cover/Ring/Sensor Assembly – Closet | 511.20 | 332.28 | 2.37 | 671254272378 |
| 0325161 | EBV-139-A | G2 Complete Cover/Ring/Sensor Assembly – Urinal | 511.20 | 332.28 | 2.38 | 671254272385 |
| 0325804PK | EBV-14 | Locking Ring CP | 32.80 | 21.32 | 0.32 | 671254140080 |
| 0325168 | EBV-142-A | G2 Cover Assembly, Complete | 137.35 | 89.28 | 0.50 | 671254267312 |
| 3325462 | EBV-144-A | Solenoid – Old Style | 35.45 | 23.04 | 2.50 | 671254269309 |
| 3325456 | EBV-145-A | G2 Inner Cover Assembly | 127.35 | 82.78 | 0.05 | 671254269231 |
| 0325176 | EBV-146-A-C | G2 Module Assembly Universal Closet | 314.70 | 204.56 | 2.50 | 671254268838 |
| 0325177 | EBV-146-A-U | G2 Module Assembly Universal Urinal | 314.70 | 204.56 | 2.50 | 671254268845 |
| 0325166 | EBV-149-A | G2 Complete Cover/Ring/Sensor Assembly Closet – Zurn | 511.20 | 332.28 | 2.37 | 671254267268 |
| 0325167 | EBV-150-A | G2 Complete Cover/Ring/Sensor Assembly Urinal – Zurn | 511.20 | 332.28 | 2.37 | 671254267275 |
| 5325813 | EBV-18 | Quad Ring – Quantity Pack only (12/pack) | 0.90 | 0.59 | 0.03 | 671254141087 |
| 0325241 | EBV-192-A | Repair Kit G2 Plastic Cover | 75.40 | 49.01 | 0.20 | 671254342705 |
| 0325814 | EBV-21-A | Inner Cover Assembly Old Style | 126.90 | 82.49 | 0.73 | 671254140097 |
| 0305823 | EBV-22 | Strap wrench | 8.45 | 5.49 | 0.07 | 671254057401 |
| 3325524 | EBV-31-A | Zurn Locking Ring | 37.65 | 24.47 | 0.42 | 671254140103 |
| 3325012 | EBV-55-A | Metal Cover Assembly (Urinal) (Not for use w/G2) | 119.20 | 77.48 | 1.65 | 671254126077 |



EBV-1020-A

| Code Number | Product Number | Description | List Price \$ | MAPP Price \$ | Est. Wt. (lbs.) | UPC Code |
|-------------|----------------|---|---------------|---------------|-----------------|--------------|
| 3325013 | EBV-60-A | Metal Cover Assembly W/Override Button (Water Closet) (Not for use w/G2) | 136.40 | 88.66 | 1.68 | 671254126138 |
| 5325011 | EBV-67 | Gasket – Quantity Pack only (12/pack) | 3.60 | 2.34 | 0.02 | 671254214873 |
| 5325122 | EBV-95 | Volume Regulator 1.6 gpf/6.0 Lpf or 1.0 gpf/3.8 Lpf Closets/Urinals - Quantity Pack only (6/pack) | 1.65 | 1.07 | 0.03 | 671254269576 |
| 0325246 | EBV-191-A | Cover W/button assy Repair, Sloan ECOS® Dual-Flush Closet | 78.20 | 50.83 | 2.40 | 671254353466 |
| 0325247 | EBV-196-A | Electric Module Repair, Sloan ECOS® Dual-Flush Closet | 235.65 | 153.17 | 0.50 | 671254352513 |
| 0325300 | EBV-304-A | Cover/Sensor/Assembly – Closet SOLIS® Electronic Single Button Flush | 559.70 | 363.81 | 2.50 | 671254349315 |
| 0325301 | EBV-306-A | Cover/Sensor/Assembly – Urinal SOLIS® Electronic Single Button | 559.70 | 363.81 | 2.50 | 671254378407 |
| 0325309 | EBV-309-A | Cover Assembly – SOLIS® Electronic Single Button Flush | 164.40 | 106.86 | 1.0 | 671254368002 |
| 0325311 | EBV-311-A | Cover Assembly – SOLIS® Electronic Dual-Flush | 183.45 | 119.24 | 1.0 | 671254368415 |
| 0325312 | EBV-312-A-C | Sensor Assembly SOLIS® – Water Closet – Single Flush | 316.55 | 205.76 | 0.50 | 671254368422 |
| 0325313 | EBV-312-A-U | Sensor Assembly SOLIS® – Urinal | 316.55 | 205.76 | 0.50 | 671254368439 |
| 0325320 | EBV-320-A | Cover/Sensor/Assembly (Zurn) – Closet SOLIS® Electronic Single Button Flush | 498.75 | 324.17 | 2.50 | |
| 0325321 | EBV-321-A | Cover/Sensor/Assembly (Zurn) – Urinal SOLIS® Electronic Single Button | 498.75 | 324.17 | 2.50 | |
| 0325341 | EBV-341-A | Cover/Sensor/Assembly – Urinal ECOS® Electronic Single Button 0.25/0.5 | 528.80 | 343.72 | 2.50 | 671254385924 |
| 0325389 | EBV-381-A | Cover/Sensor/Assembly – Urinal ECOS® Electronic Single Button 0.125 | 544.35 | 353.83 | 2.50 | 671254424487 |
| 0325394 | EBV-385-A | Cover/Sensor/Assembly – Urinal SOLIS® Electronic Single Button 0.125 | 559.70 | 363.81 | 2.50 | 671254424838 |
| 0325395 | EBV-386-A | Electronic Sensor Module- ECOS 0.125 | 235.65 | 153.17 | 0.50 | 671254424852 |
| 0325396 | EBV-387-A | Electronic Sensor Module- ECOS 0.25 | 235.65 | 153.17 | 0.50 | 671254424869 |
| 0325397 | EBV-388-A | Electronic Sensor Module- SOLIS 0.125 | 316.55 | 205.76 | 0.50 | 671254424876 |
| 3305170 | EL-1005-A | Exposed Urinal Accessory Kit CP | 348.95 | 226.82 | 0.41 | 671254069053 |
| 0305125PK | EL-101 | Solenoid Nut CP | 23.10 | 15.02 | 0.03 | 671254004559 |
| 0305126 | EL-102-1 | Name Plate 120V AC | 1.40 | 0.91 | 0.01 | 671254004566 |
| 0305127 | EL-102-2 | Name Plate 24V AC | 1.40 | 0.91 | 0.01 | 671254004573 |
| 0305132PK | EL-104 | Adapter CP | 36.05 | 23.43 | 0.07 | 671254004627 |
| 0305135 | EL-110 | O-Ring 1-1/8X1-1/4X1/16 | 0.80 | 0.52 | 0.01 | 671254004641 |
| 3345013 | EL-1101-A | Solenoid Royal® Repair Kit (1.6/6 Lpf) Closet | 63.05 | 40.98 | 0.48 | 671254203174 |
| 3345014 | EL-1102-A | Solenoid Royal® Repair Kit (3.5/13.2 Lpf) Closet | 63.05 | 40.98 | 0.48 | 671254203181 |
| 3345015 | EL-1103-A | Solenoid Royal® Repair Kit (2.4 gpf/9.0 Lpf) Closet | 63.05 | 40.98 | 0.48 | 671254203198 |
| 3345016 | EL-1106-A | Solenoid Royal® Repair Kit (0.5 gpf/1.9 Lpf) Urinal | 63.05 | 40.98 | 0.48 | 671254203204 |
| 3345017 | EL-1107-A | Solenoid Royal® Repair Kit (1.0 gpf/3.8 Lpf) Urinal | 63.05 | 40.98 | 0.48 | 671254203211 |
| 3345018 | EL-1108-A | Solenoid Royal® Repair Kit (1.5 gpf/5.7 Lpf) Urinal | 63.05 | 40.98 | 0.48 | 671254203228 |
| 0305328 | EL-124-1 | CP Solenoid Assembly 120V | 218.30 | 141.90 | 1.00 | 671254221215 |
| 0305329 | EL-124-2 | CP Solenoid Assembly 24V | 218.30 | 141.90 | 1.00 | 671254211810 |



EBV-129-A-C



EBV-136-A




EBV-145-A



EBV-31-A

| Code Number | Product Number | Description | List Price \$ | MAPP Price \$ | Est. Wt. (lbs.) | UPC Code |
|-------------|----------------|---|---------------|---------------|-----------------|--------------|
| 0305200 | EL-125 | #8-32" x 3/8" Screw (4 Required) | 0.65 | 0.40 | 0.03 | 671254221758 |
| 0305201PK | EL-126 | #8-32" Hex Nut (4 Required) | 0.60 | 0.39 | 0.25 | 671254221765 |
| 0305202 | EL-127 | #8 Internal Tooth Lock Washer (4 Required) | 0.65 | 0.40 | 0.02 | 671254221772 |
| 3305043 | EL-128-A | Actuator Cartridge | 33.05 | 21.48 | 0.07 | 671254045859 |
| 0305330 | EL-138-1 | RB Solenoid Assembly 120V | 218.30 | 141.90 | 1.00 | 671254005006 |
| 0305331 | EL-138-2 | RB Solenoid Assembly 24V | 218.30 | 141.90 | 1.00 | 671254005013 |
| 0305324 | EL-141-A | Over Ride Switch Assembly | 30.35 | 19.73 | 0.10 | 671254004993 |
| 3305620 | EL-1500 | Sensor – Urinal | 286.35 | 186.13 | 0.12 | 671254119376 |
| 3305621 | EL-1500-L | Sensor – Closet | 286.35 | 186.13 | 0.12 | 671254119383 |
| 3305622 | EL-1500-LL | Sensor – Lav | 286.35 | 186.13 | 0.12 | 671254119390 |
| 3305623 | EL-1500-LLT | Sensor – Lav w/Timeout | 286.35 | 186.13 | 0.12 | 671254119406 |
| 0305151PK | EL-151 | Sensor Plate (for Exposed Urinals) CP | 52.05 | 33.83 | 0.20 | 671254004719 |
| 0305152PK | EL-152 | Hex Socket Screw CP | 1.55 | 1.01 | 0.01 | 671254045804 |
| 0305161PK | EL-161 | Sensor Plate (for Concealed Urinals) CP | 52.05 | 33.83 | 0.23 | 671254045811 |
| 0305164PK | EL-162 | Coil Housing CP | 50.55 | 32.86 | 0.09 | 671254004771 |
| 0305165PK | EL-163-A | Solenoid Plunger Assembly | 49.45 | 32.14 | 0.40 | 671254045828 |
| 0305166PK | EL-164 | Flux Plate CP | 14.05 | 9.13 | 0.06 | 671254004795 |
| 0305119PK | EL-165-1 | Solenoid Coil 120V AC | 26.15 | 17.00 | 0.31 | 671254004542 |
| 0305118PK | EL-165-2 | Solenoid Coil 24V AC | 26.15 | 17.00 | 0.31 | 671254004535 |
| 0305167 | EL-166 | Solenoid Nut RB | 1.55 | 1.01 | 0.01 | 671254004801 |
| 0305323 | EL-168-A | Yoke Assembly | 5.95 | 3.87 | 0.03 | 671254045842 |
| 0305163 | EL-172-A | Button Assembly | 103.55 | 67.31 | 0.75 | 671254004764 |
| 0305139 | EL-176-A | Flange Assembly CP | 14.65 | 9.52 | 0.12 | 671254004658 |
| 0305190 | EL-190-A | Handle Adapter | 37.10 | 30.42 | 0.12 | 671254004887 |
| 0305206 | EL-196 | Electrical Box 4 Sq x 1-1/2 Deep | 11.95 | 7.77 | 0.71 | 671254274020 |
| 0305207 | EL-197 | Elect Box Mud Ring 4 Sq x 3/4 | 11.05 | 7.18 | 0.21 | 671254274037 |
| 0305219PK | EL-201 | Sensor Plate (for Closets) CP | 52.05 | 33.83 | 0.21 | 671254045835 |
| 0305148 | EL-227 | Solenoid Spanner Wrench | 54.10 | 35.17 | 0.81 | 671254004696 |
| 0305768 | EL-310-A | Spout Mounting Kit (ELF-10 and ESF-20 Only) | 22.25 | 14.46 | 0.19 | 671254056947 |
| 0305946PK | EL-3500-A | Microphone Sensor Assembly | 133.95 | 87.07 | 0.38 | 671254146198 |
| 0345150 | EL-431-A | Flange Assembly 24V CP | 18.85 | 12.25 | 0.17 | 671254224810 |
| 3305104 | EL-595-A | CP Closet Sensor Wall Plate Kit | 444.80 | 289.12 | 0.50 | 671254350106 |
| 3305105 | EL-625-A | CP Closet Single Hole Wall Plate Kit | 68.05 | 44.23 | 0.50 | 671254330511 |
| 3305107 | EL-635A | CP Closet Sensor Wall Plate Kit (Exposed/Concealed TMO) | 364.70 | 237.06 | | 671254373068 |

| Code Number | Product Number | Description | List Price \$ | MAPP Price \$ | Est. Wt. (lbs.) | UPC Code |
|-------------|----------------|---|---------------|---------------|-----------------|--------------|
| 3305100 | EL-640-A | CP Urinal Sensor Wall Plate Kit (Exposed) | 408.15 | 265.30 | 0.50 | 671254350045 |
| 3305101 | EL-645-A | CP Urinal Sensor Wall Plate Kit (Exposed/Concealed TMO) | 413.75 | 268.94 | 0.50 | 671254350052 |
| 3345078 | EL-655-A | Wall Plate Kit for Small Wall Box Closet | 581.90 | 378.24 | 4.50 | 671254370821 |
| 3345079 | EL-660-A | Wall Plate Kit for Small Wall Box Urinal W/Override | 581.90 | 378.24 | 4.50 | 671254370838 |
| 0372033 | WES-23-A | Button Cover ASM w/Screws Sloan ECOS® Dual-Flush Closet | 41.45 | 26.94 | 1.00 | 671254341586 |
| 0372055 | WES-55-A | Cover/Ring/Sensor Assembly Sloan ECOS® Dual-Flush Closet CP | 544.35 | 353.83 | 2.37 | 671254341579 |
| 0372024 | WES-24-A | Cover/Sensor/Assembly – Closet SOLIS® Electronic Dual-Flush | 559.70 | 363.81 | 2.50 | 671254378452 |
| 0372038 | WES-33-AC | Sensor Assembly SOLIS® – Water Closet Dual-Flush | 344.55 | 223.96 | 0.50 | 671254368446 |
| 3325506 | EBV-505-A | Guide Bushing Asm Kit - Dual Flush Side Mount | 4.00 | 2.60 | 0.20 | 671254413559 |
| 3325507 | EBV-570-A | Guide Bushing Assy Straight - Single Flush Side Mount | 4.00 | 2.60 | 0.20 | 671254412682 |



EL-1005-A



EL-141-A



EL-172-A




EL-190-A

| Code Number | Product Number | Description | List Price \$ | MAPP Price \$ | Est. Wt. (lbs.) | UPC Code |
|----------------------------------|----------------|--|---------------|---------------|-----------------|--------------|
| Genuine MicroPlumb® Parts | | | | | | |
| 0345154PK | EL-154 | 50 VA Transformer | 47.00 | 30.55 | 2.13 | 671254139589 |
| 0345211PK | EL-208 | 100 VA Transformer | 159.15 | 103.45 | 4.80 | 671254139572 |
| 3375008 | MCR-29-A | 3/8" Kit | 39.10 | 25.42 | 0.20 | 671254145764 |
| 0375104 | MCR-34 | 3/8" Coupling | 3.00 | 1.95 | 0.10 | 671254145825 |
| 0375039 | MCR-60-A | Lavatory Push Button 1" Wall | 247.45 | 160.84 | 1.32 | 671254275843 |
| 0375053 | MCR-60-A-1 | Lavatory Push Button but less than 1" Wall | 247.45 | 160.84 | 1.15 | 671254275881 |
| 0375055 | MCR-60-A-10 | Lavatory Push Button 10" Wall | 247.45 | 160.84 | 2.21 | 671254141971 |
| 0375314 | MCR-60-A-16 | Lavatory Push Button 16" Wall | 318.50 | 207.03 | 2.63 | 671254343283 |
| 0375056 | MCR-60-A-2 | Lavatory Push Button 2" Wall | 247.45 | 160.84 | 1.40 | 671254143708 |
| 0375057 | MCR-60-A-3 | Lavatory Push Button 3" Wall | 247.45 | 160.84 | 1.51 | 671254143715 |
| 0375058 | MCR-60-A-4 | Lavatory Push Button 4" Wall | 247.45 | 160.84 | 1.74 | 671254143722 |
| 0375059 | MCR-60-A-5 | Lavatory Push Button 5" Wall | 247.45 | 160.84 | 1.86 | 671254143739 |
| 0375060 | MCR-60-A-6 | Lavatory Push Button 6" Wall | 247.45 | 160.84 | 1.84 | 671254143746 |
| 0375061 | MCR-60-A-7 | Lavatory Push Button 7" Wall | 247.45 | 160.84 | 2.10 | 671254143753 |
| 0375062 | MCR-60-A-8 | Lavatory Push Button 8" Wall | 247.45 | 160.84 | 2.22 | 671254143760 |
| 0375054 | MCR-60-A-9 | Lavatory Push Button 9" Wall | 247.45 | 160.84 | 1.53 | 671254275898 |
| 0375291 | MCR-101-A | Manifold ASM 1-Line Mixing | 465.05 | 302.28 | 4.70 | 671254331174 |
| 0375292 | MCR-102-A | Manifold ASM 2-Line Mixing | 1,002.50 | 651.63 | 5.72 | 671254144453 |
| 0375293 | MCR-103-A | Manifold ASM 3-Line Mixing | 1,367.10 | 888.62 | 9.20 | 671254331198 |
| 0375294 | MCR-104-A | Manifold ASM 4-Line Mixing | 1,873.50 | 1,217.78 | 11.21 | 671254331204 |
| 0375118 | MCR-115-A | Single I/O Controller for push button showers only | 127.45 | 82.84 | 0.40 | 671254147171 |
| 3375011 | MCR-139-A | Solenoid with 15' cord | 133.30 | 86.65 | 0.90 | 671254201538 |
| 3375012 | MCR-140-A | Push Button with 15' cord | 101.40 | 65.91 | 0.20 | 671254201071 |
| 3375013 | MCR-176 | Infrared Sensor Shower System | 684.60 | 444.99 | 5.86 | 671254209817 |
| 0375169 | MCR-183-A-1 | Push Button ASM "A" = 1.28" | 129.50 | 84.18 | 0.96 | 671254213388 |
| 0375185 | MCR-183-A-2 | Push Button ASM "A" = 2.28" | 129.50 | 84.18 | 1.08 | 671254230026 |
| 0375282 | MCR-184-A-1 | Push Button ASM "A" = 3.28" I | 205.90 | 133.84 | 1.12 | 671254324688 |
| 0375190 | MCR-184-A-10 | Push Button ASM "A" = 12.28" I | 205.90 | 133.84 | 2.42 | 671254235106 |
| 0375189 | MCR-184-A-12 | Push Button ASM "A" = 16.28" I | 205.90 | 133.84 | 2.73 | 671254231795 |
| 0375180 | MCR-184-A-14 | Push Button ASM "A" = 16.28" I | 205.90 | 133.84 | 2.97 | 671254216488 |
| 0375176 | MCR-184-A-2 | Push Button ASM "A" = 4.28" I | 205.90 | 133.84 | 1.26 | 671254216051 |
| 0375227 | MCR-184-A-3 | Push Button ASM "A" = 5.28" I | 205.90 | 133.84 | 1.56 | 671254244115 |
| 0375193 | MCR-184-A-4 | Push Button ASM "A" = 6.28" I | 205.90 | 133.84 | 1.68 | 671254219427 |
| 0375196 | MCR-184-A-5 | Push Button ASM "A" = 7.28" I | 205.90 | 133.84 | 1.68 | 671254221291 |
| 0375170 | MCR-184-A-6 | Push Button ASM "A" = 8.28" I | 205.90 | 133.84 | 1.79 | 671254213395 |
| 0375173 | MCR-184-A-7 | Push Button ASM "A" = 9.28" I | 205.90 | 133.84 | 2.16 | 671254214712 |
| 0375174 | MCR-184-A-8 | Push Button ASM "A" = 10.28" I | 205.90 | 133.84 | 2.19 | 671254214729 |
| 0375175 | MCR-184-A-9 | Push Button ASM "A" = 11.28" I | 205.90 | 133.84 | 2.33 | 671254214736 |
| 0375200 | MCR-194-A | Solenoid Retrofit Kit | 108.50 | 70.53 | 0.60 | 671254224377 |
| 3375016 | MCR-208-A | Retrofit Valve & Cable ASM | 263.90 | 171.54 | 0.60 | 671254242166 |
| 3375019 | MCR-215 | Infrared Sensor Shower System | 841.55 | 547.01 | 7.77 | 671254247949 |
| 3375020 | MCR-216 | Infrared Sensor Shower System | 1,005.50 | 653.58 | 8.86 | 671254247956 |
| 3375021 | MCR-217 | Infrared Sensor Shower System | 1,038.50 | 675.03 | 9.50 | 671254247963 |



MCR-140-A



EL-154



MCR-183-A

| Code Number | Product Number | Description | List Price \$ | MAPP Price \$ | Est. Wt. (lbs.) | UPC Code |
|-------------|---------------------|---|---------------|---------------|-----------------|--------------|
| 3375022 | MCR-218 | Push Button Shower System | 352.10 | 228.87 | 4.11 | 671254260351 |
| 3375023 | MCR-223 | Push Button Shower System | 470.85 | 306.05 | 7.11 | 671254260368 |
| 3375024 | MCR-224 | Push Button Shower System | 627.15 | 407.65 | 7.11 | 671254260375 |
| 3375025 | MCR-225 | Push Button Shower System | 667.70 | 434.01 | 7.35 | 671254260382 |
| 3375000 | MCR-231-D | SW Kit (D Hole) 180" | 101.40 | 65.91 | 0.30 | 671254263451 |
| 3375032 | MCR-270-1.6-MOD64 | Retrofit Solenoid A1 & A2 1.6g | 390.70 | 253.96 | 5.25 | 671254331228 |
| 3375032 | MCR-270-1.6-MODAG64 | Royal® 1.6 ADJ/GJ Retrofit Valve Body | 390.70 | 253.96 | 0.60 | 671254337428 |
| 3375034 | MCR-271-3.5-MOD64 | Retrofit Solenoid A1 & A2 3.5g | 390.70 | 253.96 | 5.25 | 671254331235 |
| 3375035 | MCR-271-3.5-MODAG64 | Royal® 3.5 ADJ/GJ Retrofit Valve Body | 416.05 | 270.43 | 4.88 | 671254337411 |
| 3375036 | MCR-272-1.6-MOD | Royal® 1.6 Retrofit Valve Body | 390.70 | 253.96 | 4.66 | 671254331242 |
| 3375037 | MCR-272-1.6-MODAG | Royal® 1.6 ADJ/GJ Retrofit Valve Body - Requires H130-1 | 416.05 | 270.43 | 4.78 | 671254331266 |
| 3375038 | MCR-273-3.5-MOD | Royal® 3.5 Retrofit Valve Body | 390.70 | 253.96 | 4.66 | 671254331259 |
| 3375039 | MCR-273-3.5-MODAG | Royal® 3.5 ADJ/GJ Retrofit Valve Body - Requires H130-1 | 416.05 | 270.43 | 4.78 | 671254331358 |
| 3375040 | MCR-274-2.4-MOD64 | Royal® Retrofit Valve Body | 390.70 | 253.96 | 5.25 | 671254332416 |
| 3375048 | MCR-274-2.4-MODAG64 | Royal® Retrofit Valve Body | 390.70 | 253.96 | 4.78 | 671254339354 |
| 3375041 | MCR-275-2.4-MOD | Royal® Retrofit Valve Body | 416.05 | 270.43 | 4.65 | 671254332423 |
| 3375043 | MCR-275-2.4-MODAG | Royal® Retrofit Valve Body | 416.05 | 270.43 | 4.78 | 671254332430 |
| 0375296 | MCR-426 | Transformer 24V/50VA Plug In | 126.90 | 82.49 | 2.42 | 671254332522 |
| 0375297 | MCR-427 | Transformer 24V/96VA Plug In | 196.70 | 127.86 | 5.18 | 671254332539 |
| 3375015 | MCR-1001-A | Solenoid Operator Retrofit Kit | 246.85 | 160.45 | 0.95 | 671254231191 |
| 0375126 | MCR-4001-AL-001 | 4 I/O Controller | 795.90 | 517.34 | 1.83 | 671254201880 |
| 0375155 | MCR-4001-AL-002 | 4 I/O Controller | 795.90 | 517.34 | 1.83 | 671254209411 |
| 0375183 | MCR-4001-AL-003 | 4 I/O Controller | 795.90 | 517.34 | 1.83 | 671254219113 |
| 0375216 | MCR-4001-AL-004 | 4 I/O Controller | 795.90 | 517.34 | 1.79 | 671254228436 |
| 0375217 | MCR-4001-AL-005 | 4 I/O Controller | 795.90 | 517.34 | 1.95 | 671254228443 |
| 0375267 | MCR-8002-A-001 | 8 I/O Controller (8PS01100) | 656.45 | 426.69 | 1.81 | 671254298415 |
| 0375268 | MCR-8002-A-002 | 8 I/O Controller (8PS01200) | 656.45 | 426.69 | 1.81 | 671254298422 |
| 0375269 | MCR-8002-A-003 | 8 I/O Controller (8PC02100) | 656.45 | 426.69 | 1.81 | 671254298439 |
| 0375270 | MCR-8002-A-004 | 8 I/O Controller (8PW01500) | 656.45 | 426.69 | 1.81 | 671254298446 |
| 0375271 | MCR-8002-A-005 | 8 I/O Controller (8PC02200) | 656.45 | 426.69 | 1.81 | 671254298453 |
| 0375272 | MCR-8003-A-001 | 8 I/O Controller (8PC02300) | 656.45 | 426.69 | 1.81 | 671254279391 |
| 0375273 | MCR-8003-A-002 | 8 I/O Controller (8PW01600) | 656.45 | 426.69 | 1.81 | 671254279407 |
| 0365840 | ETF-1003-108 | Extension Cord (108") for use with mod plugs | 39.30 | 25.55 | 0.20 | 671254143135 |
| 0365100 | ETF-1003-240 | Extension Cord (240") for use with mod plugs | 64.45 | 41.89 | 0.30 | 671254145542 |
| 0365085 | ETF-1003-600 | Extension Cord (600") for use with mod plugs | 66.20 | 43.03 | 0.60 | 671254143104 |
| 3911565 | ROYAL 150 ESM | 24V Electronic Prison flushometer | 522.35 | 339.53 | 6.85 | 671254222540 |
| 3911564 | ROYAL 150-1.6 ESM | 24V Electronic Prison flushometer | 522.35 | 339.53 | 8.54 | 671254222533 |
| 3918299 | ROYAL 601 ESM | 24V Electronic Prison flushometer | 652.35 | 424.03 | 10.10 | 671254051010 |
| 3918040 | ROYAL 601-1.6 ESM | 24V Electronic Prison flushometer | 760.10 | 494.07 | 9.71 | 671254216457 |
| 3918120 | ROYAL 603 AFD ESM | 24V RM 50637 | 536.55 | 348.76 | 7.65 | 671254127180 |
| 3918141 | ROYAL 603 ESM | 24V Electronic Prison flushometer | 454.05 | 295.13 | 9.10 | 671254208568 |



MCR-184-A-4



MCR-275-2.4-MODAG



MCR-60-A




MCR-8002-AX

| Code Number | Product Number | Description | List Price \$ | MAPP Price \$ | Est. Wt. (lbs.) | UPC Code |
|-------------|-------------------|-----------------------------------|---------------|---------------|-----------------|--------------|
| 3918175 | ROYAL 603 ESM | 24V L/Outlet & FC | 448.10 | 291.27 | 6.97 | 671254307834 |
| 3918183 | ROYAL 603 ESM | 24V TP | 629.55 | 409.21 | 9.25 | 671254323780 |
| 3918199 | ROYAL 603 ESM | 24V W/F-100 11-1/2 | 486.65 | 316.32 | 9.71 | 671254339279 |
| 3918121 | ROYAL 603 ESM | 24V RM 50637 F-100 9" | 567.00 | 368.55 | 9.09 | 671254279476 |
| 3918196 | ROYAL 603-1.6 ESM | 24V Electronic Prison flushometer | 454.05 | 295.13 | 9.10 | 671254335394 |
| 3918119 | ROYAL 603-1.6 ESM | 24V RM 50637 | 475.65 | 309.17 | 9.80 | 671254126244 |
| 3918132 | ROYAL 603-1.6 ESM | 24V RM 50637 F-100 9" | 567.00 | 368.55 | 9.89 | 671254144859 |
| 3918170 | ROYAL 603-1.6 ESM | 24V W/F-100 11-1/2" | 482.10 | 313.37 | 9.71 | 671254302556 |
| 3918162 | ROYAL 603-1.6 ESM | AFD W/ V-500-AA 7 1/2" | 484.05 | 314.63 | 9.31 | 671254247369 |
| 3918230 | ROYAL 603-2.4 ESM | 24V F-100 13 3/4 9" S | 627.00 | 407.55 | 9.19 | 671254340343 |
| 3918186 | ROYAL 603-2.4 ESM | 24V W/V-500-AA 24" & 6" | 792.40 | 515.06 | 9.22 | 671254326446 |
| 3918742 | ROYAL 609 ESM | 24V Electronic Prison flushometer | 554.20 | 360.23 | 8.03 | 671254264526 |
| 3918751 | ROYAL 609-1 ESM U | 24V Electronic Prison flushometer | 595.45 | 387.04 | 9.88 | 671254298606 |
| 3919070 | ROYAL 613-0.5 ESM | 24V Electronic Prison flushometer | 456.85 | 296.95 | 9.10 | 671254347373 |
| 3919095 | ROYAL 613-1 ESM | 24V Electronic Prison flushometer | 532.30 | 346.00 | 8.51 | 671254227620 |
| 3458110 | ROYAL 650 ESM | 24V Electronic Prison flushometer | 522.70 | 339.76 | 7.69 | 671254144668 |



ROYAL 603 ESM



MCR-104

This page intentionally left blank.

| Code Number | Product Number | Finish | List Price \$ | MAPP Price \$ | Est. Wt. (lbs.) | UPC Code |
|-------------|----------------|--------|---------------|---------------|-----------------|----------|
|-------------|----------------|--------|---------------|---------------|-----------------|----------|

Sloan Special Finish Price Sheet

Below is the Sloan standard Special finish offering. If you do not see the product you are interested in please contact our Customer Service team at 1.800.982.5839 or your local Sloan Representative. For a complete listing of Sloan Representatives refer to the back cover of this price book.

Faucets

| | | | | | | |
|---------|--|-------|----------|--------|------|-------------|
| 3324482 | EFX250.000.000 | PVDSF | 947.45 | 615.84 | 5.00 | 67125444615 |
| 3324478 | EFX250.000.000 | PVDBN | 947.45 | 615.84 | 5.00 | 67125444467 |
| 3324483 | EFX250.000.000 | PVDPB | 947.45 | 615.84 | 5.00 | 67125444616 |
| 3324468 | EFX250.500.000 | PVDSF | 982.60 | 638.69 | 5.00 | 67125443870 |
| 3324480 | EFX250.500.000 | PVDBN | 982.60 | 638.69 | 5.00 | 67125444613 |
| 3324481 | EFX250.500.000 | PVDPB | 982.60 | 638.69 | 5.00 | 67125444614 |
| 3315193 | EBF650 CP BATTERY FAUCET | PVDSF | 958.90 | 623.29 | 6.37 | 67125423822 |
| 3315249 | EBF650 CP BATTERY FAUCET | PVDBN | 958.90 | 623.29 | 6.37 | 67125431088 |
| 3315077 | EBF650 CP BATTERY FAUCET | PVDPB | 958.90 | 623.29 | 6.37 | 67125421052 |
| 3365657 | ETF600-P CP ELECTRONIC FAUCET | PVDSF | 828.40 | 538.46 | 6.97 | 67125444630 |
| 3365697 | ETF600-P CP ELECTRONIC FAUCET | PVDBN | 828.40 | 538.46 | 6.97 | 67125435172 |
| 3365658 | ETF600-P CP ELECTRONIC FAUCET | PVDPB | 828.40 | 538.46 | 6.97 | 67125444631 |
| 3335092 | EAF275-ISM CP BATTERY FAUCET W/MIX | PVDSF | 1,048.35 | 681.43 | 5.00 | 67125439948 |
| 3335070 | EAF275-ISM CP BATTERY FAUCET W/MIX | PVDBN | 1,048.35 | 681.43 | 5.00 | 67125433953 |
| 3335117 | EAF275-ISM CP BATTERY FAUCET W/MIX | PVDPB | 1,048.35 | 681.43 | 3.37 | 67125442537 |
| 3324141 | EFX20A CP BASE PLATE KIT (4" CENTERSET) | PVDSF | 87.80 | 57.07 | 1.00 | 67125444605 |
| 3324142 | EFX20A CP BASE PLATE KIT (4" CENTERSET) | PVDBN | 87.80 | 57.07 | 1.00 | 67125444609 |
| 3324140 | EFX20A CP BASE PLATE KIT (4" CENTERSET) | PVDPB | 87.80 | 57.07 | 1.00 | 67125443113 |
| 3324143 | EFX26A CP BASE PLATE KIT (8" CENTERSET) | PVDSF | 102.45 | 66.59 | 1.00 | 67125444610 |
| 3324144 | EFX26A CP BASE PLATE KIT (8" CENTERSET) | PVDBN | 102.45 | 66.59 | 1.00 | 67125444611 |
| 3324145 | EFX26A CP BASE PLATE KIT (8" CENTERSET) | PVDPB | 102.45 | 66.59 | 1.00 | 67125444612 |
| 3365521 | ETF312A CP TRIM PLATE KIT 4 IN CENT 1 HL | PVDSF | 57.60 | 37.44 | 0.20 | 67125445370 |
| 3365465 | ETF312A CP TRIM PLATE KIT 4 IN CENT 1 HL | PVDBN | 57.60 | 37.44 | 0.20 | 67125423833 |
| 3365464 | ETF312A CP TRIM PLATE KIT 4 IN CENT 1 HL | PVDPB | 57.60 | 37.44 | 0.20 | 67125427626 |
| 3365151 | ETF510A CP TRIM PLATE KIT 8 IN CENT 1 HL | PVDSF | 105.10 | 68.32 | 0.53 | 67125423035 |
| 3365582 | ETF510A CP TRIM PLATE KIT 8 IN CENT 1 HL | PVDBN | 105.10 | 68.32 | 0.53 | 67125430792 |
| 3365289 | ETF510A CP TRIM PLATE KIT 8 IN CENT 1 HL | PVDPB | 105.10 | 68.32 | 0.53 | 67125422127 |

Flushometers

| | | | | | | |
|---------|----------------------------|-------|----------|--------|------|-------------|
| 3910155 | Royal 111 1.6 gpf | PVDPB | 841.90 | 547.24 | 7.20 | 67125422010 |
| 3510011 | Royal 111 1.6 gpf | PVDSF | 841.90 | 547.24 | 7.20 | 67125406116 |
| 3910070 | Royal 111 1.6 gpf | PVDBN | 841.90 | 547.24 | 7.20 | 67125422975 |
| 3910272 | Royal 111 1.28 gpf | PVDPB | 841.90 | 547.24 | 7.20 | 67125441500 |
| 3510120 | Royal 111 1.28 gpf | PVDSF | 841.90 | 547.24 | 7.20 | 67125439256 |
| 3910134 | Royal 111 1.28 gpf | PVDBN | 841.90 | 547.24 | 7.20 | 67125440254 |
| 3450002 | Royal 111 ESS 1.6 gpf | PVDPB | 1,334.10 | 867.17 | 9.04 | 67125422105 |
| 3450001 | Royal 111 ESS 1.6 gpf | PVDSF | 1,334.10 | 867.17 | 9.04 | 67125420397 |
| 3450008 | Royal 111 ESS 1.6 gpf | PVDBN | 1,334.10 | 867.17 | 9.04 | 67125426989 |
| 3450019 | Royal 111 ESS 1.28 gpf | PVDPB | 1,334.10 | 867.17 | 9.04 | 67125445315 |
| 3450017 | Royal 111 ESS 1.28 gpf | PVDSF | 1,334.10 | 867.17 | 9.04 | 67125440635 |
| 3450018 | Royal 111 ESS 1.28 gpf | PVDBN | 1,334.10 | 867.17 | 9.04 | 67125441012 |
| 3450083 | Royal 111 ESS 1.6 gpf TMO | PVDPB | 1,334.10 | 867.17 | 9.04 | 67125445220 |
| 3450081 | Royal 111 ESS 1.6 gpf TMO | PVDSF | 1,376.55 | 894.76 | 9.04 | 67125444923 |
| 3450082 | Royal 111 ESS 1.6 gpf TMO | PVDBN | 1,376.55 | 894.76 | 9.04 | 67125445221 |
| 3450023 | Royal 111 ESS 1.28 gpf TMO | PVDPB | 1,376.55 | 894.76 | 9.04 | 67125445224 |
| 3450021 | Royal 111 ESS 1.28 gpf TMO | PVDSF | 1,376.55 | 894.76 | 9.04 | 67125445222 |
| 3450022 | Royal 111 ESS 1.28 gpf TMO | PVDBN | 1,376.55 | 894.76 | 9.04 | 67125445223 |
| 3250412 | G2 8111 1.6 gpf | PVDPB | 1,255.20 | 815.88 | 8.85 | 67125426695 |
| 3250450 | G2 8111 1.6 gpf | PVDSF | 1,255.20 | 815.88 | 8.85 | 67125427827 |
| 3250449 | G2 8111 1.6 gpf | PVDBN | 1,255.20 | 815.88 | 8.85 | 67125427772 |
| 3250335 | G2 8111 1.28 gpf | PVDPB | 1,255.20 | 815.88 | 8.85 | 67125440311 |
| 3250320 | G2 8111 1.28 gpf | PVDSF | 1,255.20 | 815.88 | 8.85 | 67125436972 |
| 3250348 | G2 8111 1.28 gpf | PVDBN | 1,255.20 | 815.88 | 8.85 | 67125439310 |

| Code Number | Product Number | Finish | List Price \$ | MAPP Price \$ | Est. Wt. (lbs.) | UPC Code |
|---------------------------------|-----------------------------|--------|---------------|---------------|-----------------|-------------|
| Flushometers - Continued | | | | | | |
| 3370444 | ECOS 8111-1.6/1.1 gpf | PVDPB | 1,264.10 | 821.67 | 8.66 | 67125439264 |
| 3370411 | ECOS 8111-1.6/1.1 gpf | PVDSF | 1,264.10 | 821.67 | 8.66 | 67125437818 |
| 3370409 | ECOS 8111-1.6/1.1 gpf | PVDBN | 1,264.10 | 821.67 | 8.66 | 67125435736 |
| 3370069 | SOLIS 8111 1.6 gpf | PVDPB | 1,281.75 | 833.14 | 8.64 | 67125445316 |
| 3370025 | SOLIS 8111 1.6 gpf | PVDSF | 1,281.75 | 833.14 | 8.64 | 67125438223 |
| 3370079 | SOLIS 8111 1.6 gpf | PVDBN | 1,281.75 | 833.14 | 8.64 | 67125445317 |
| 3370048 | SOLIS 8111 1.28 gpf | PVDPB | 1,281.75 | 833.14 | 8.64 | 67125440566 |
| 3370043 | SOLIS 8111 1.28 gpf | PVDSF | 1,281.75 | 833.14 | 8.64 | 67125440227 |
| 3370053 | SOLIS 8111 1.28 gpf | PVDBN | 1,281.75 | 833.14 | 8.64 | 67125441444 |
| 3370073 | SOLIS 8111-1.6/1.1 gpf | PVDPB | 1,281.75 | 833.14 | 8.66 | 67125442538 |
| 3370030 | SOLIS 8111-1.6/1.1 gpf | PVDSF | 1,281.75 | 833.14 | 8.64 | 67125438744 |
| 3370008 | SOLIS 8111-1.6/1.1gpf | PVDBN | 1,281.75 | 833.14 | 8.64 | 67125435312 |
| 3912680 | Royal 186 1.0 gpf | PVDPB | 841.90 | 547.24 | 6.86 | 67125421667 |
| 3512636 | Royal 186 1.0 gpf | PVDSF | 841.90 | 547.24 | 6.86 | 67125412294 |
| 3912660 | Royal 186 1.0 gpf | PVDBN | 841.90 | 547.24 | 6.86 | 67125422976 |
| 3912737 | Royal 186 0.5 gpf | PVDPB | 841.90 | 547.24 | 6.86 | 67125445314 |
| 3512650 | Royal 186 0.5 gpf | PVDSF | 841.90 | 547.24 | 6.86 | 67125430908 |
| 3912623 | Royal 186 0.5 gpf | PVDBN | 841.90 | 547.24 | 6.86 | 67125433816 |
| 3912731 | ROYAL 186-0.125 gpf | PVDPB | 841.90 | 547.24 | 6.86 | 67125442364 |
| 3912732 | ROYAL 186-0.125 gpf | PVDSF | 841.90 | 547.24 | 6.86 | 67125443133 |
| 3912728 | ROYAL 186-0.125 gpf | PVDBN | 841.90 | 547.24 | 6.86 | 67125440580 |
| 3452605 | Royal 186 ESS 1.0 gpf | PVDPB | 1,316.10 | 855.47 | 8.54 | 67125422120 |
| 3452607 | Royal 186 ESS 1.0 gpf | PVDSF | 1,316.10 | 855.47 | 8.54 | 67125422051 |
| 3452617 | Royal 186 ESS 1.0 gpf | PVDBN | 1,316.10 | 855.47 | 8.54 | 67125427895 |
| 3452606 | Royal 186 ESS 0.5 gpf | PVDPB | 1,316.10 | 855.47 | 8.54 | 67125434024 |
| 3452633 | Royal 186 ESS 0.5 gpf | PVDSF | 1,316.10 | 855.47 | 8.54 | 67125445232 |
| 3452634 | Royal 186 ESS 0.5 gpf | PVDBN | 1,316.10 | 855.47 | 8.54 | 67125445233 |
| 3452637 | ROYAL 186 ESS -0.125 gpf | PVDPB | 1,316.10 | 855.47 | 8.54 | 67125445237 |
| 3452628 | ROYAL 186 ESS 0.125 gpf | PVDSF | 1,200.60 | 780.39 | 8.54 | 67125440636 |
| 3452638 | ROYAL 186 ESS -0.125 gpf | PVDBN | 1,316.10 | 855.47 | 8.54 | 67125445238 |
| 3452659 | Royal 186 ESS TMO 1.0 gpf | PVDPB | 1,358.55 | 883.06 | 8.54 | 67125445250 |
| 3452658 | Royal 186 ESS TMO 1.0 gpf | PVDSF | 1,358.55 | 883.06 | 8.54 | 67125445249 |
| 3452649 | Royal 186 ESS TMO 1.0 gpf | PVDBN | 1,358.55 | 883.06 | 8.54 | 67125445242 |
| 3452656 | Royal 186 ESS TMO 0.5 gpf | PVDPB | 1,358.55 | 883.06 | 8.54 | 67125445248 |
| 3452654 | Royal 186 ESS TMO 0.5 gpf | PVDSF | 1,358.55 | 883.06 | 8.54 | 67125445247 |
| 3452648 | Royal 186 ESS TMO 0.5 gpf | PVDBN | 1,358.55 | 883.06 | 8.54 | 67125445240 |
| 3452652 | ROYAL 186-0.125 DBP ESS TMO | PVDPB | 1,358.55 | 883.06 | 8.54 | 67125445246 |
| 3452651 | ROYAL 186-0.125 DBP ESS TMO | PVDSF | 1,358.55 | 883.06 | 8.54 | 67125445243 |
| 3452646 | ROYAL 186-0.125 DBP ESS TMO | PVDBN | 1,358.55 | 883.06 | 8.54 | 67125445239 |
| 3250425 | G2 8186 1.0 gpf | PVDPB | 1,255.20 | 815.88 | 8.62 | 67125426697 |
| 3250447 | G2 8186 1.0 gpf | PVDSF | 1,255.20 | 815.88 | 8.62 | 67125427679 |
| 3250452 | G2 8186 1.0 gpf | PVDBN | 1,255.20 | 815.88 | 8.62 | 67125430042 |
| 3250311 | G2 8186 0.5 gpf | PVDPB | 1,255.20 | 815.88 | 8.62 | 67125436856 |
| 3250299 | G2 8186 0.5 gpf | PVDSF | 1,255.20 | 815.88 | 8.62 | 67125435754 |
| 3250310 | G2 8186 0.5 gpf | PVDBN | 1,255.20 | 815.88 | 8.62 | 67125436795 |

| Code Number | Product Number | Finish | List Price \$ | MAPP Price \$ | Est. Wt. (lbs.) | UPC Code |
|---------------------------------|----------------------|--------|---------------|---------------|-----------------|-------------|
| Flushometers - Continued | | | | | | |
| 3370439 | ECOS 8186 0.5 gpf | PVDPB | 1,264.10 | 821.67 | 8.62 | 67125445265 |
| 3370445 | ECOS 8186 0.5 gpf | PVDSF | 1,264.10 | 821.67 | 8.62 | 67125438674 |
| 3370436 | ECOS 8186 0.5 gpf | PVDBN | 1,264.10 | 821.67 | 8.62 | 67125439383 |
| 3370419 | ECOS 8186-0.125 OR | PVDPB | 1,264.10 | 821.67 | 8.62 | 67125445266 |
| 3370415 | ECOS 8186-0.125 OR | PVDSF | 1,264.10 | 821.67 | 8.62 | 67125438098 |
| 3370438 | ECOS 8186-0.125 OR | PVDBN | 1,264.10 | 821.67 | 8.62 | 67125440126 |
| 3370088 | SOLIS 8186 1.0 gpf | PVDPB | 1,281.75 | 833.14 | 8.20 | 67125445258 |
| 3370018 | SOLIS 8186 1.0 gpf | PVDSF | 1,281.75 | 833.14 | 8.31 | 67125438222 |
| 3370087 | SOLIS 8186 1.0 gpf | PVDBN | 1,281.75 | 833.14 | 8.31 | 67125445256 |
| 3370074 | SOLIS 8186 0.5 gpf | PVDPB | 1,281.75 | 833.14 | 8.20 | 67125442539 |
| 3370086 | SOLIS 8186 0.5 gpf | PVDSF | 1,281.75 | 833.14 | 8.20 | 67125445255 |
| 3370039 | SOLIS 8186 0.5 gpf | PVDBN | 1,281.75 | 833.14 | 8.31 | 67125439565 |
| 3370084 | SOLIS 8186-0.125 gpf | PVDPB | 1,281.75 | 833.14 | 8.31 | 67125445254 |
| 3370054 | SOLIS 8186-0.125 gpf | PVDSF | 1,281.75 | 833.14 | 8.31 | 67125441701 |
| 3370083 | SOLIS 8186-0.125 gpf | PVDBN | 1,281.75 | 833.14 | 8.31 | 67125445253 |

CX Flushometers

| | | | | | | |
|---------|---------------------|-------|----------|--------|------|--|
| 3400204 | CX 158-1.6 PVDSF | PVDSF | \$410.00 | 266.50 | 5.00 | |
| 3400205 | CX 158-1.28 PVDSF | PVDSF | \$410.00 | 266.50 | 5.00 | |
| 3400206 | CX 198-0.5 PVDSF | PVDSF | \$410.00 | 266.50 | 5.00 | |
| 3400207 | CX 198-0.25 PVDSF | PVDSF | \$410.00 | 266.50 | 5.00 | |
| 3400221 | CX 198-0.125 PVDSF | PVDSF | \$410.00 | 266.50 | 5.00 | |
| 3400304 | CX 8158-1.6 PVDSF | PVDSF | 1,294.00 | 841.10 | 5.00 | |
| 3400305 | CX 8158-1.28 PVDSF | PVDSF | 1,294.00 | 841.10 | 5.00 | |
| 3400306 | CX 8198-0.5 PVDSF | PVDSF | 1,294.00 | 841.10 | 5.00 | |
| 3400307 | CX 8198-0.25 PVDSF | PVDSF | 1,294.00 | 841.10 | 5.00 | |
| 3400321 | CX 8198-0.125 PVDSF | PVDSF | 1,294.00 | 841.10 | 5.00 | |
| 3400212 | CX 158-1.6 PVDPB | PVDPB | 410.00 | 266.50 | 5.00 | |
| 3400213 | CX 158-1.28 PVDPB | PVDPB | 410.00 | 266.50 | 5.00 | |
| 3400214 | CX 198-0.5 PVDPB | PVDPB | 410.00 | 266.50 | 5.00 | |
| 3400215 | CX 198-0.25 PVDPB | PVDPB | 410.00 | 266.50 | 5.00 | |
| 3400223 | CX 198-0.125 PVDPB | PVDPB | 410.00 | 266.50 | 5.00 | |
| 3400312 | CX 8158-1.6 PVDPB | PVDPB | 1,294.00 | 841.10 | 5.00 | |
| 3400313 | CX 8158-1.28 PVDPB | PVDPB | 1,294.00 | 841.10 | 5.00 | |
| 3400314 | CX 8198-0.5 PVDPB | PVDPB | 1,294.00 | 841.10 | 5.00 | |
| 3400315 | CX 8198-0.25 PVDPB | PVDPB | 1,294.00 | 841.10 | 5.00 | |
| 3400323 | CX 8198-0.125 PVDPB | PVDPB | 1,294.00 | 841.10 | 5.00 | |
| 3400208 | CX 158-1.6 PVDBN | PVDBN | 410.00 | 266.50 | 5.00 | |
| 3400209 | CX 158-1.28 PVDBN | PVDBN | 410.00 | 266.50 | 5.00 | |
| 3400210 | CX 198-0.5 PVDBN | PVDBN | 410.00 | 266.50 | 5.00 | |
| 3400211 | CX 198-0.25 PVDBN | PVDBN | 410.00 | 266.50 | 5.00 | |
| 3400222 | CX 198-0.125 PVDBN | PVDBN | 410.00 | 266.50 | 5.00 | |
| 3400308 | CX 8158-1.6 PVDBN | PVDBN | 1,294.00 | 841.10 | 5.00 | |
| 3400309 | CX 8158-1.28 PVDBN | PVDBN | 1,294.00 | 841.10 | 5.00 | |

| Code Number | Product Number | Finish | List Price \$ | MAPP Price \$ | Est. Wt. (lbs.) | UPC Code |
|-------------|----------------|--------|---------------|---------------|-----------------|----------|
|-------------|----------------|--------|---------------|---------------|-----------------|----------|

CX Flushometers - Continued

| | | | | | | |
|---------|---------------------|-------|----------|--------|------|--|
| 3400310 | CX 8198-0.5 PVDBN | PVDBN | 1,294.00 | 841.10 | 5.00 | |
| 3400311 | CX 8198-0.25 PVDBN | PVDBN | 1,294.00 | 841.10 | 5.00 | |
| 3400322 | CX 8198-0.125 PVDBN | PVDBN | 1,294.00 | 841.10 | 5.00 | |
| 3400216 | CX 158-1.6 PVDMB | PVDMB | 410.00 | 266.50 | 5.00 | |
| 3400217 | CX 158-1.28 PVDMB | PVDMB | 410.00 | 266.50 | 5.00 | |
| 3400218 | CX 198-0.5 PVDMB | PVDMB | 410.00 | 266.50 | 5.00 | |
| 3400219 | CX 198-0.25 PVDMB | PVDMB | 410.00 | 266.50 | 5.00 | |
| 3400224 | CX 198-0.125 PVDMB | PVDMB | 410.00 | 266.50 | 5.00 | |
| 3400316 | CX 8158-1.6 PVDMB | PVDMB | 1,294.00 | 841.10 | 5.00 | |
| 3400317 | CX 8158-1.28 PVDMB | PVDMB | 1,294.00 | 841.10 | 5.00 | |
| 3400318 | CX 8198-0.5 PVDMB | PVDMB | 1,294.00 | 841.10 | 5.00 | |
| 3400319 | CX 8198-0.25 PVDMB | PVDMB | 1,294.00 | 841.10 | 5.00 | |
| 3400324 | CX 8198-0.125 PVDMB | PVDMB | 1,294.00 | 841.10 | 5.00 | |

Soap Dispensers

| | | | | | | |
|---------|------------------------------|-------|--------|--------|------|-------------|
| 3346083 | ESD 400 BASYS Soap Dispenser | PVDPB | 879.50 | 571.68 | 6.85 | 67125445522 |
| 3346082 | ESD 400 BASYS Soap Dispenser | PVDSF | 879.50 | 571.68 | 6.85 | 67125445570 |
| 3346081 | ESD 400 BASYS Soap Dispenser | PVDBN | 879.50 | 571.68 | 6.85 | 67125445812 |

Sinks

| | | | | | | |
|--|---|--|-----------|-----------|--|--|
| | AD-81000 - One Station Sink, Enclosure, Special Finish Hand Dryer | | 8,265.48 | 5,372.56 | | |
| | AD-82000 - Two Station Sink, Enclosure, Special Finish Hand Dryer | | 13,101.48 | 8,515.96 | | |
| | AD-83000 - Three Station Sink, Enclosure, Special Finish Hand Dryer | | 18,474.33 | 12,008.32 | | |
| | AD-84000 - Four Station Sink, Enclosure, Special Finish Hand Dryer | | 24,008.23 | 15,605.35 | | |

PRODUCT VARIATION SUFFIXES

FLUSHOMETERS

SOLENOID VALVES

| | |
|--------------|---|
| ES | 120 VAC or 24 VAC |
| ESM | Solenoid with special connector for use w/ MicroPlumb® Control Systems only |
| ES-S | OPTIMA® sensor-activated valves |
| HW | Hardwire |
| ES-SM | OPTIMA® sensor-activated valves w/ Surface Mount Sensor |
| TMO | True Mechanical Override |

CONTROL STOPS

| | |
|-----------|-----------------------------|
| E | Straight Stop Variation |
| F | Screwdriver Stop Variation |
| K | Wheel Handle Stop Variation |
| GJ | Ground Joint Stop |

BUMPERS

| | |
|-----------|----------------------------|
| YO | Angle Stop Bumper |
| YG | Angle Stop Extended Bumper |
| YH | Single Wall Bumper |
| YI | Double Wall Bumper |
| YN | Flush Tube Bumper |

HANDLES & PUSH BUTTONS

| | |
|-------------|--|
| ADA | ADA Compliant Handle |
| FW | Fixture Wall Actuator |
| HL-3 | 3" Metal Oscillating Push Button on front of valve |
| J | Metal Oscillating Handle |
| L | Metal Index Push Button |
| L-3 | 3" Metal Oscillating Push Button |
| MBFW | Metal Button Fixture Wall Actuator |
| MBPM | Metal Button Panel Mount |
| MP | Metal Partition Actuator |
| OR | Override Button |
| SG | Sanigard |
| SW | Side Wall Mounted Actuator |
| YA | Nickel-Silver Finish Variation |
| YW | Combination Pedal-Handle |

PIPE SUPPORTS

| | |
|-----------|-------------------------------------|
| YJ | Split Ring Pipe Support Variation |
| YK | Solid Ring Pipe Support Variation |
| YL | Solid Ring w/ Seat Bumper Variation |

VACUUM BREAKERS & FLUSH CONNECTIONS

| | |
|------------|---------------------------|
| XYV | Valve Less Vacuum Breaker |
| O | Offset Vacuum Breaker |
| T | 1-1/2" Flush Connection |
| U | 1-1/4" Flush Connection |
| V | 1" Flush Connection |
| W | 3/4" Flush Connection |
| TP | Trap Primer |
| AFD | Anti-Flood Device |

SWEAT KITS & ADAPTERS

| | |
|------------|--|
| XL | Sweat Adapter, Stamped Wall Flange & Casing Tube |
| YC | Cast Set Screw Wall Flange for iron pipe |
| Z | Locking Ring for Zurn Flush Valve Bodies |
| WB | For installation w/ Sloan Easy Access Wall Box |
| SWB | Small Wall Box |

FAUCETS

VARIATIONS

| | |
|------------|--------------------------------------|
| 4 | Trim Plate for 4" Centerset Sink |
| -8 | Trim Plate for 8" Centerset Sink |
| ADM | Above Deck Mechanical Mixing Valve |
| BAA | Buy American Act |
| B | Box Mount, Box Transformer |
| BDM | Below Deck Mechanical Mixing Valve |
| BDT | Below Deck Thermostatic Mixing Valve |
| C | Laminar Spray Head |
| DPU | Drain Pop Up |
| H | Shower Spray Head |
| IC | Optma i.q.® -cliq feature |
| ISM | Integral Spout Mixer |
| LT | Less Transformer |
| P | Plug-in Transformer |
| S | Surgical Bend Spout |

FINISHES (may not apply to all products)

| | |
|--------------|-----------------------------------|
| PVDSF | Satin (Chrome/PVD) |
| PVDBN | Brushed Nickel (Chrome/PVD) |
| PVDPB | Polished Brass (Chrome/PVD) |
| PVDSB | Satin Brass (Chrome/PVD Finish)** |

** Minimum Order Quantity, please contact local Sloan representative for information

SINK SYSTEMS

VARIATIONS (40000/50000/60000/70000 Series, where applicable)

| | |
|------------|--------------------------------------|
| AB | Angle Bracket |
| ADM | Above Deck Mechanical Mixing Valve |
| BDT | Below Deck Thermostatic Mixing Valve |
| DS | Drain Shroud |
| ESD | Electronic Soap Dispenser |
| MSD | Manual Soap Dispenser |
| FA | Integrated Front Apron |
| FL | Floor Mounted |
| FM | Floor Mount Kit |
| JVC | Juvenile Height Cabinet |
| LS | Left Side Splash |
| MSD | Manual Soap Dispenser |
| RS | Ride Side Splash |

AER DEC & Designer Series Sink Colors

See Designer Series Spec sheets for url to Sink color options

SINK SYSTEMS (continued)

SINK COLORS (40000 Series)

| | |
|-----------|--------|
| AH | Ash |
| AM | Amber |
| IN | Indigo |
| JD | Jade |
| JT | Jet |
| PL | Pearl |
| SL | Slate |
| SS | Sand |
| TP | Taupe |

Bio Deck Sink Colors (50000 Series)

| | |
|-----------|--------------|
| CC | Corn Cob |
| RM | Rustic Maple |
| G | Gray |
| JG | Jade Green |

SINK COLORS (60000/70000/80000 Series)

| | |
|------------|-------------------|
| WH | White |
| CO | Cameo |
| BO | Bone |
| PH | Peach |
| AL | Almond |
| SH | Shell |
| PE | Pea |
| BI | Biscuit |
| MWH | Matrix White |
| MSI | Matrix Silver |
| MPI | Matrix Pink |
| MJA | Matrix Jade |
| MLG | Matrix Light Gray |
| MDG | Matrix Dark Gray |
| MGR | Matrix Green |
| MBR | Matrix Brown |
| MBO | Matrix Bone |
| MLB | Matrix Light Blue |
| MSA | Matrix Sand |
| MDB | Matrix Dark Blue |
| MDU | Matrix Dusk |
| MKH | Matrix Khaki |
| MSU | Matrix Summit |
| WNT | Walnut/Sandstone |
| MFR | Matrix Frost |

