



FISCAL YEAR 2023-2024 FINAL ADOPTED BUDGET

# PROGRAMMATIC LINE ITEM REPORT

September 26, 2023



# **SOUTH FLORIDA WATER MANAGEMENT DISTRICT**

## **Resolution No. 2023 - 0923**

**A Resolution of the Governing Board of the South Florida Water Management District to adopt the District-wide Final Millage Rate and certifying the 2023 Tax Levy for the South Florida Water Management District (0.0948 mill) within the Okeechobee Basin and Big Cypress Basin of the South Florida Water Management District for Fiscal Year 2023-2024; providing an effective date.**

**WHEREAS**, the Governing Board of the South Florida Water Management District in compliance with and by authority of Chapters 200 and 373, Florida Statutes, as amended, and Chapter 25270, Laws of Florida, Act of 1949, shall on September 26, 2023, following a public hearing, adopt its final millage rates and budget for Fiscal Year 2023-2024; and

**WHEREAS**, the Governing Board conducted a public hearing on September 14, 2023 and adopted tentative millage rates and a tentative budget; and

**WHEREAS**, the gross taxable value for the operating purposes not exempt from taxation within the South Florida Water Management District (District-wide) has been certified by Broward, Charlotte, Collier, Glades, Hendry, Highlands, Lee, Martin, Miami-Dade, Monroe, Okeechobee, Orange, Osceola, Palm Beach, Polk and St. Lucie County Property Appraisers to the South Florida Water Management District as \$1,525,303,923,841; and

**WHEREAS**, it is determined that the Fiscal Year 2023-2024 District-wide tax levy of nine hundred forty-eight ten thousandths mill (0.0948 mill) (\$.0948 per \$1,000 of assessed value) upon all property District-wide subject to the District-wide tax in the gross amount of \$144,598,812 is necessary to provide funds for District budgeted expenditures as set forth in the final budget; and

**WHEREAS**, the millage rate to be levied by the District for the District-wide is nine hundred forty-eight ten thousandths mill (0.0948 mill) (\$.0948 per \$1,000 of assessed value), which is an 11.53 percent increase in property taxes over the calculated rolled-back rate of eight hundred fifty ten thousandths mill (0.0850 mill). This equates to a \$0.98 increase per \$100,000 of taxable value; and

**WHEREAS**, the millage rate established in this resolution does not exceed the rate adopted by the Governing Board at the public hearing on the tentative millage rates and the tentative budget.

**NOW THEREFORE, BE IT RESOLVED BY THE GOVERNING BOARD OF THE SOUTH FLORIDA WATER MANAGEMENT DISTRICT:**

**Section 1.** There is hereby levied a uniform ad valorem tax on the gross taxable value for operating purposes not exempt from taxation District-wide as certified for county taxing purposes at the District-wide rate of nine hundred forty-eight ten thousandths mill (0.0948 mill) (\$.0948 per \$1,000

**Resolution No. 2023 - 0923**

of assessed value) in the gross amount of \$144,598,812 on the dollar on the assessed valuation of such property.

**Section 2.** Said nine hundred forty-eight ten thousandths mill (0.0948 mill) (\$.0948 per \$1,000 of assessed value) tax levy is hereby certified to the Department of Revenue and the respective Tax Collectors and Property Appraisers of each of the counties wholly or partially embraced within the limits of the South Florida Water Management District for extension on the 2023 tax rolls of each of said counties.

**Section 3.** The millage rate hereby levied by the District for the District-wide tax is nine hundred forty-eight ten thousandths mill (0.0948 mill) (\$.0948 per \$1,000 of assessed value), which is an 11.53 percent increase in property taxes over the calculated rolled-back rate of eight hundred fifty ten thousandths mill (0.0850 mill). This equates to a \$0.98 increase per \$100,000 of taxable value.

**Section 4.** The Governing Board hereby certifies the 2023 District-wide tax levy for the District to the Tax Collectors and Property Appraisers of the counties in which the District levies ad valorem taxes and authorizes whatever action required by law to impose and collect the taxes levied herein.

**Section 5.** This Resolution shall take effect immediately upon adoption.

**PASSED and ADOPTED** this 26<sup>th</sup> day of September, 2023.



Attest:

*Milly Brown*  
Interim District Clerk/Secretary

SOUTH FLORIDA WATER MANAGEMENT DISTRICT, BY ITS GOVERNING BOARD  
By:

*Chauncey P. Goss, II*  
Chauncey P. Goss, II  
Chairman

Legal form approved:

By: *Derek C. Brown*  
Office of Counsel

Print name:

Derek C. Brown



# **SOUTH FLORIDA WATER MANAGEMENT DISTRICT**

## **Resolution No. 2023 - 0924**

**A Resolution of the Governing Board of the South Florida Water Management District adopting the Final Millage Rate and certifying the 2023 Tax Levy for the Big Cypress Basin (0.0978 mill) within the Big Cypress Basin of the South Florida Water Management District for Fiscal Year 2023-2024; providing an effective date.**

**WHEREAS**, the Governing Board of the South Florida Water Management District in compliance with and by authority of Chapters 200 and 373, Florida Statutes, as amended, and Chapter 25270, Laws of Florida, Act of 1949, shall on September 26, 2023, following a public hearing, adopt its final millage rates and budget for Fiscal Year 2023-2024; and

**WHEREAS**, on August 25, 2023 the Big Cypress Basin Board passed a resolution to the Governing Board recommending a millage rate for the area of the District encompassing the Big Cypress Basin; and

**WHEREAS**, the Governing Board conducted a public hearing on September 14, 2023 and adopted tentative millage rates and a tentative budget; and

**WHEREAS**, the gross taxable value for the operating purposes not exempt from taxation within the Big Cypress Basin of the South Florida Water Management District has been certified by the Collier and Monroe County Property Appraisers to the South Florida Water Management District as \$138,775,424.93; and

**WHEREAS**, it is determined that the Fiscal Year 2023-2024 tax levy of nine hundred seventy-eight ten thousandths mill (0.0978 mill) (\$.0978 per \$1,000 of assessed value) upon all property lying within the Big Cypress Basin subject to the Basin's tax in the gross amount of \$13,572,237 is necessary to provide funds for Big Cypress Basin budgeted expenditures as set forth in the final budget; and

**WHEREAS**, the millage rate to be levied by the District for the Big Cypress Basin tax is nine hundred seventy-eight ten thousandths mill (0.0978 mill) (\$.0978 per \$1,000 of assessed value), which is an 11.52 percent increase in property taxes over the calculated rolled-back rate of eight hundred seventy-seven ten thousandths mill (0.0877 mill). This equates to a \$1.01 increase per \$100,000 of taxable value; and

**WHEREAS**, the millage rate established in this resolution does not exceed the rate adopted by the Governing Board at the public hearing on the tentative millage rates and the tentative budget.

**NOW THEREFORE, BE IT RESOLVED BY THE GOVERNING BOARD OF THE SOUTH FLORIDA WATER MANAGEMENT DISTRICT:**

**Section 1.** There is hereby levied a uniform ad valorem tax on the gross taxable value for operating purposes not exempt from taxation within the Big Cypress Basin as certified for county taxing purposes at the Big Cypress Basin rate



**Resolution No. 2023 - 0924**

of nine hundred seventy-eight ten thousandths mill (0.0978 mill) (\$.0978 per \$1,000 of assessed value) in the gross amount of \$13,572,237 on the dollar on the assessed valuation of such property.


**Section 2.** Said nine hundred seventy-eight ten thousandths mill (0.0978 mill) (\$.0978 per \$1,000 of assessed value) tax levy is hereby certified to the Department of Revenue and the respective Tax Collectors and Property Appraisers of each of the counties wholly or partially embraced within the limits of the South Florida Water Management District for the extension on the 2023 tax rolls of each of said counties.

**Section 3.** The millage rate hereby levied by the District for the Big Cypress Basin tax is nine hundred seventy-eight ten thousandths mill (0.0978 mill) (\$.0978 per \$1,000 of assessed value), which is an 11.52 percent increase in property taxes over the calculated rolled-back rate of eight hundred seventy-seven ten thousandths mill (0.0877 mill). This equates to a \$1.01 increase per \$100,000 of taxable value.

**Section 4.** The Governing Board hereby certifies the 2023 tax levy for the District to Tax Collectors and Property Appraisers of the counties in which the District levies ad valorem taxes and authorizes whatever action required by law to impose and collect the taxes levied herein.

**Section 5.** This resolution shall take effect immediately upon adoption.

**PASSED and ADOPTED** this 26<sup>th</sup> day of September, 2023.



Attest:

*Molly Brown*  
Interim District Clerk/Secretary

SOUTH FLORIDA WATER MANAGEMENT DISTRICT, BY ITS GOVERNING BOARD  
By:

*Chauncey P. Goss, II*  
Chauncey P. Goss, II  
Chairman

Legal form approved:

By: *Derek C. Brown*  
Office of Counsel

Print name:

Derek C. Brown



# **SOUTH FLORIDA WATER MANAGEMENT DISTRICT**

## **Resolution No. 2023 - 0925**

**A Resolution of the Governing Board of the South Florida Water Management District adopting the Final Millage Rate and certifying the 2023 Tax Levy for the Okeechobee Basin (0.1026 mill) within the Okeechobee Basin of the South Florida Water Management District for Fiscal Year 2023-2024; providing an effective date.**

**WHEREAS**, the Governing Board of the South Florida Water Management District in compliance with and by authority of Chapters 200 and 373, Florida Statutes, as amended, and Chapter 25270, Laws of Florida, Act of 1949, shall on September 26, 2023, following a public hearing, adopt its final millage rates and budget for Fiscal Year 2023-2024; and

**WHEREAS**, the Governing Board conducted a public hearing on September 14, 2023 and adopted tentative millage rates and a tentative budget; and

**WHEREAS**, the gross taxable value for the operating purposes not exempt from taxation within the Okeechobee Basin of the South Florida Water Management District has been certified by Broward, Charlotte, Glades, Hendry, Highlands, Lee, Martin, Miami-Dade, Monroe, Okeechobee, Orange, Osceola, Palm Beach, Polk and St. Lucie County Property Appraisers to the South Florida Water Management District as \$1,386,528,498,910; and

**WHEREAS**, it is determined that the Fiscal Year 2023-2024 tax levy of one thousand twenty-six ten thousandths mill (0.1026 mill) (\$.1026 per \$1,000 of assessed value) upon all property lying within the Okeechobee Basin subject to the Basin's tax in the gross amount of \$142,257,824 is necessary to provide funds for Okeechobee Basin budgeted expenditures as set forth in the budget; and

**WHEREAS**, the millage rate to be levied by the District for the Okeechobee Basin tax is one thousand twenty-six ten thousandths mill (0.1026 mill) (\$.1026 per \$1,000 of assessed value), which is an 11.52 percent increase in property taxes over the calculated rolled-back rate of nine hundred twenty ten thousandths mill (0.0920 mill). This equates to a \$1.06 increase per \$100,000 of taxable value; and

**WHEREAS**, the millage rate established in this resolution does not exceed the rate adopted by the Governing Board at the public hearing on the tentative millage rates and the tentative budget.

**NOW THEREFORE, BE IT RESOLVED BY THE GOVERNING BOARD OF THE SOUTH FLORIDA WATER MANAGEMENT DISTRICT:**

**Section 1.** There is hereby levied a uniform ad valorem tax on the gross taxable value for operating purposes not exempt from taxation within the Okeechobee Basin as certified for county taxing purposes at the Okeechobee Basin rate of one thousand twenty-six ten thousandths mill (0.1026 mill) (\$.1026 per



**Resolution No. 2023 - 0925**

\$1,000 of assessed value) in the gross amount of \$142,257,824 on the dollar on the assessed valuation of such property.

**Section 2.** Said one thousand twenty-six ten thousandths mill (0.1026 mill) (\$.1026 per \$1,000 of assessed value) tax levy is hereby certified to the Department of Revenue and the respective Tax Collectors and Property Appraisers of each of the counties wholly or partially embraced within the limits of the South Florida Water Management District for extension on the 2023 tax rolls of each of said counties.

**Section 3.** The millage rate hereby levied by the District for the Okeechobee Basin tax is one thousand twenty-six ten thousandths mill (0.1026 mill) (\$.1026 per \$1,000 of assessed value), which is an 11.52 percent increase in property taxes over the calculated rolled-back rate of nine hundred twenty ten thousandths mill (0.0920 mill). This equates to a \$1.06 increase per \$100,000 of taxable value.

**Section 4.** The Governing Board hereby certifies the 2023 tax levy for the District to the Tax Collectors and Property Appraisers of the counties in which the District levies ad valorem taxes and authorizes whatever action required by law to impose and collect the taxes levied herein.

**Section 5.** This resolution shall take effect immediately upon adoption.

**PASSED and ADOPTED** this 26<sup>th</sup> day of September, 2023.



Attest:

Melby Brown  
Interim District Clerk/Secretary

SOUTH FLORIDA WATER MANAGEMENT DISTRICT, BY ITS GOVERNING BOARD

By:

Chauncey P. Goss, II

Chauncey P. Goss, II  
Chairman

Legal form approved:

By:

Derek C. Brown

Office of Counsel

Print name:

Derek C. Brown



# **SOUTH FLORIDA WATER MANAGEMENT DISTRICT**

## **Resolution No. 2023 - 0926**

**A Resolution of the Governing Board of the South Florida Water Management District adopting the Final Millage Rate and certifying the 2023 Tax Levy for the Everglades Construction Project (0.0327 mill) within the Okeechobee Basin of the South Florida Water Management District for Fiscal Year 2023-2024; providing an effective date.**

**WHEREAS**, the Governing Board of the South Florida Water Management District in compliance with and by authority of Chapters 200 and 373, Florida Statutes, as amended, and Chapter 25270, Laws of Florida, Act of 1949, shall on September 26, 2023, following a public hearing, adopt its final millage rates and budget for Fiscal Year 2023-2024; and

**WHEREAS**, the Governing Board conducted a public hearing on September 14, 2023 and adopted tentative millage rates and a tentative budget; and

**WHEREAS**, the gross taxable value for the operating purposes not exempt from taxation within the Okeechobee Basin of the South Florida Water Management District has been certified by Broward, Charlotte, Glades, Hendry, Highlands, Lee, Martin, Miami-Dade, Monroe, Okeechobee, Orange, Osceola, Palm Beach, Polk and St. Lucie County Property Appraisers to the South Florida Water Management District as \$1,386,528,498,910; and

**WHEREAS**, it is determined that the Fiscal Year 2023-2024 tax levy of three hundred twenty-seven ten thousandths mill (0.0327 mill) (\$.0327 per \$1,000 of assessed value) upon all property lying within the Okeechobee Basin subject to the Basin's tax in the gross amount of \$45,339,482 is necessary to provide funds for the design, construction, and acquisition of the Everglades Construction Project and for such other purposes as authorized in Section 373.4592(4)(a), Florida Statutes; and

**WHEREAS**, the millage rate to be levied by the District for the Everglades Construction Project is three hundred twenty-seven ten thousandths mill (0.0327 mill) (\$.0327 per \$1,000 of assessed value), which is an 11.60 percent increase in property taxes over the calculated rolled-back rate of two hundred ninety-three ten thousandths mill (0.0293 mill). This equates to a \$0.34 increase per \$100,000 of taxable value; and

**WHEREAS**, the millage rate established in this resolution does not exceed the rate adopted by the Governing Board at the public hearing on the tentative millage rates and the tentative budget.

**NOW THEREFORE, BE IT RESOLVED BY THE GOVERNING BOARD OF THE SOUTH FLORIDA WATER MANAGEMENT DISTRICT:**

**Section 1.** There is hereby levied a uniform ad valorem tax on the gross taxable value for operating purposes not exempt from taxation within the Okeechobee Basin as certified for county taxing purposes at the Everglades Construction Project rate of three hundred twenty-seven ten thousandths mill (0.0327 mill) (\$.0327 per \$1,000 of assessed value) in the gross amount of \$45,339,482 on the dollar



**Resolution No. 2023 - 0926**

on the assessed valuation of such property for the purposes of design, construction, and acquisition of the Everglades Construction Project and for such other purposes as authorized in Section 373.4592(4)(a), Florida Statutes.

**Section 2.** Said three hundred twenty-seven ten thousandths mill (0.0327 mill) (\$.0327 per \$1,000 of assessed value) tax levy is hereby certified to the Department of Revenue and the respective Tax Collectors and Property Appraisers of each of the counties wholly or partially embraced within the limits of the South Florida Water Management District for extension on the 2023 tax rolls of each of said counties.

**Section 3.** The millage rate hereby levied by the District for the Everglades Construction Project tax is three hundred twenty-seven ten thousandths mill (0.0327 mill) (\$.0327 per \$1,000 of assessed value), which is an 11.60 percent increase in property taxes over the calculated rolled-back rate of two hundred ninety-three ten thousandths mill (0.0293 mill). This equates to a \$0.34 increase per \$100,000 of taxable value.

**Section 4.** The Governing Board hereby certifies the 2023 tax levy for the District to the Tax Collectors and Property Appraisers of the counties in which the District levies ad valorem taxes and authorizes whatever action required by law to impose and collect the taxes levied herein.

**Section 5.** This resolution shall take effect immediately upon adoption.

**PASSED and ADOPTED** this 26<sup>th</sup> day of September, 2023.



Attest:

*Mully Brown*

Interim District Clerk/Secretary

SOUTH FLORIDA WATER MANAGEMENT DISTRICT, BY ITS GOVERNING BOARD

By:

*Chauncey P. Goss, II*

Chauncey P. Goss, II  
Chairman

Legal form approved:

By:

*Derek C. Brown*

Office of Counsel

Print name:

Derek C. Brown

# **SOUTH FLORIDA WATER MANAGEMENT DISTRICT**

## **Resolution No. 2023 - 0927**

**A Resolution of the Governing Board of the South Florida Water Management District adopting the Final Budget \$1,226,876,797 for Fiscal Year 2023-2024; providing an effective date.**

**WHEREAS**, Chapters 200 and 373, Florida Statutes, as amended, and Chapter 25270, Laws of Florida, Act of 1949, require the Governing Board of the South Florida Water Management District to adopt a final budget for each fiscal year; and

**WHEREAS**, the Governing Board of the South Florida Water Management District, after careful consideration and study, has caused to be prepared a tentative budget for the District covering its proposed operation and requirements for the Fiscal Year beginning October 1, 2023, and ending September 30, 2024; and

**WHEREAS**, notice of intention to adopt said tentative budget or as the same may be amended, setting forth said tentative budget in full as the final budget for said District for said fiscal year, was duly published in newspapers of general circulation in each county having land in the District, all required by law; and

**WHEREAS**, a public hearing was held by the Governing Board of the South Florida Water Management District in West Palm Beach, Florida, on September 26, 2023 at the time and place provided in said notices; and

**WHEREAS**, the Governing Board of the South Florida Water Management District desires to, simultaneously with the adoption of this resolution, approve all budget amendments and transfers of funds; and

**WHEREAS**, the budget presented contains an estimate of \$1,005,282,562 in encumbrances previously entered into and anticipated to be outstanding at the start of the fiscal year, including the source of funds anticipated to be used in fulfilling these obligations.

**NOW THEREFORE, BE IT RESOLVED BY THE GOVERNING BOARD OF THE SOUTH FLORIDA WATER MANAGEMENT DISTRICT:**

**Section 1.** The attached budget is hereby adopted as the final budget of \$1,226,876,797 for the District for the Fiscal Year beginning October 1, 2023 and ending September 30, 2024, and it shall be the official operating and fiscal guide of the District for said fiscal year. This resolution authorizes during said fiscal year all transfers of funds in accordance with District policy.

**Section 2.** Reserves are designated as nonspendable, restricted, committed, assigned, and unassigned in accordance with the definitions set forth in Statement No. 54 of the Governmental Accounting Standards Board. Encumbrances previously entered into with reserves are considered to be



**Resolution No. 2023 - 0927**

assigned. Amounts designated as committed can only be modified or rescinded by subsequent Governing Board resolution.

**Section 3.** The Executive Director, or designee, may revise the adopted Fiscal Year 2023-2024 Budget to reflect audited reserves and net assets and encumbrances outstanding at the start of the fiscal year as well as the source of funds anticipated to be used in fulfilling these obligations if different from the estimate contained herein.

**Section 4.** This resolution authorizes all budget amendments and transfers of funds as needed to respond to emergency conditions, including but not limited to any "disaster", "emergency" and/or "public health emergency" requiring a time sensitive response to funding needs and/or appropriations. All transactions processed will be reported to the Governing Board in accordance with statutory and District policy requirements and are limited to disaster/emergency declarations, disaster/emergency orders, and executive orders made by the Governor of Florida, Governing Board, Executive Director of the District, Agencies of the State or Federal Authorities.

**Section 5.** This resolution shall take effect immediately upon adoption.

**PASSED and ADOPTED** this 26<sup>th</sup> day of September, 2023.



Attest:

*Molly Sims*  
Interim District Clerk/Secretary

SOUTH FLORIDA WATER MANAGEMENT DISTRICT, BY ITS GOVERNING BOARD  
By:

*Chauncey P. Goss, II*  
Chauncey P. Goss, II  
Chairman

Legal form approved:

By: *Derek C. Brown*  
Office of Counsel

Print name:

Derek C. Brown

**ATTACHMENT A**  
**SOUTH FLORIDA WATER MANAGEMENT DISTRICT**  
**RESOLUTION NO. 2023 - 0927**  
**FINAL ADOPTION OF BUDGET FOR FISCAL YEAR 2023-2024**

|   | GENERAL<br>FUND      | TOTAL SPECIAL<br>REVENUE<br>FUNDS | TOTAL CAPITAL<br>PROJECTS<br>FUNDS | INTERNAL<br>SERVICE<br>FUNDS | TRUST &<br>AGENCY<br>FUND | TOTAL<br>FINAL<br>BUDGET |
|---|----------------------|-----------------------------------|------------------------------------|------------------------------|---------------------------|--------------------------|
| <b>ESTIMATED REVENUES, TRANSFERS AND BALANCES</b>                     |                      |                                   |                                    |                              |                           |                          |
| <b>Estimated Fund Balance and Net Assets</b>                          |                      |                                   |                                    |                              |                           |                          |
| Fund Balance, beginning of year (Net of Encumbrances)                 | 18,486,435           | 91,595,153                        | 10,744,812                         | -                            | 15,433,332                | 136,259,732              |
| Net Assets, beginning of year   | -                    | -                                 | -                                  | 15,067,683                   | -                         | 15,067,683               |
| <b>Sub-Total</b>  | <b>18,486,435</b>    | <b>91,595,153</b>                 | <b>10,744,812</b>                  | <b>15,067,683</b>            | <b>15,433,332</b>         | <b>151,327,415</b>       |
| Encumbrances Funded By Future Cash Reimbursement (Estimate)           | 334,055              | 147,015,057                       | 693,004,273                        | -                            | -                         | 840,353,385              |
| Encumbrances Funded By Fund Balance (Estimate)                        | 16,259,630           | 46,771,847                        | 101,897,700                        | -                            | -                         | 164,929,177              |
| <b>Total Estimated Fund Balance and Net Assets, beginning of year</b> | <b>35,080,120</b>    | <b>285,382,057</b>                | <b>805,646,785</b>                 | <b>15,067,683</b>            | <b>15,433,332</b>         | <b>1,156,609,977</b>     |
| <b>Estimated Revenues</b>   |                      |                                   |                                    |                              |                           |                          |
| Ad Valorem- District-wide   | 0.0948               | 138,236,464                       | -                                  | -                            | -                         | 138,236,464              |
| Ad Valorem- Okeechobee Basin  | 0.1026               | -                                 | 135,998,480                        | -                            | -                         | 135,998,480              |
| Ad Valorem- Big Cypress Basin   | 0.0978               | -                                 | 12,975,058                         | -                            | -                         | 12,975,058               |
| Ad Valorem - Everglades Restoration                                   | 0.0327               | -                                 | 43,344,545                         | -                            | -                         | 43,344,545               |
| Agricultural Privilege Taxes  | -                    | -                                 | 10,770,511                         | -                            | -                         | 10,770,511               |
| Intergovernmental   | 4,554,602            | 117,943,246                       | 631,686,424                        | -                            | -                         | 754,184,272              |
| Licenses, Permits & Fees  | 3,491,000            | 98,000                            | -                                  | -                            | -                         | 3,589,000                |
| Investment Income   | 1,202,283            | 1,712,108                         | 813,583                            | 33,358                       | -                         | 3,761,332                |
| Miscellaneous   | 1,074,372            | 6,583,046                         | -                                  | -                            | -                         | 7,657,418                |
| Health Insurance  | -                    | -                                 | -                                  | 33,390,370                   | -                         | 33,390,370               |
| Self Insurance  | -                    | -                                 | -                                  | 3,184,912                    | -                         | 3,184,912                |
| <b>Total Estimated Revenues</b>                                       | <b>148,558,721</b>   | <b>329,424,994</b>                | <b>632,500,007</b>                 | <b>36,608,640</b>            | <b>-</b>                  | <b>1,147,092,362</b>     |
| Operating Transfers (Net)   | (15,835,044)         | (29,501,541)                      | 45,307,705                         | -                            | 28,880                    | -                        |
| <b>TOTAL ESTIMATED REVENUES, TRANSFERS AND FUTURE DESIG. BALANCES</b> | <b>\$167,803,797</b> | <b>\$585,305,510</b>              | <b>\$1,483,454,497</b>             | <b>\$51,676,323</b>          | <b>\$15,462,212</b>       | <b>\$2,303,702,339</b>   |
| <b>BUDGETED EXPENDITURES AND ENCUMBRANCES</b>                         |                      |                                   |                                    |                              |                           |                          |
| <b>Administrative Services &amp; Executive Offices</b>                |                      |                                   |                                    |                              |                           |                          |
| Water Resources Planning and Monitoring                               | 3,383,518            | 327,852                           | -                                  | 10,632,144                   | -                         | 14,343,514               |
| Land Acquisition, Restoration and Public Works                        | 106,219              | 2,280,638                         | -                                  | -                            | -                         | 2,386,857                |
| Operation and Maintenance of Lands and Works                          | 17,782,381           | 27,693,272                        | 4,739,593                          | 14,905,083                   | -                         | 65,120,329               |
| Regulation  | 509,835              | 101,600                           | -                                  | 3,956,661                    | -                         | 4,568,096                |
| Outreach  | 1,370,202            | 27,000                            | -                                  | -                            | -                         | 1,397,202                |
| District Management and Administration                                | 17,041,091           | 1,553,130                         | -                                  | 7,114,752                    | -                         | 25,708,973               |
| <b>Administrative Services &amp; Executive Offices Total</b>          | <b>40,193,246</b>    | <b>31,983,492</b>                 | <b>4,739,593</b>                   | <b>36,608,640</b>            | <b>-</b>                  | <b>113,524,971</b>       |
| <b>Big Cypress Basin</b>  |                      |                                   |                                    |                              |                           |                          |
| Water Resources Planning and Monitoring                               | -                    | 1,672,010                         | -                                  | -                            | -                         | 1,672,010                |
| Land Acquisition, Restoration and Public Works                        | 43,867               | -                                 | -                                  | -                            | -                         | 43,867                   |
| Operation and Maintenance of Lands and Works                          | 24,955               | 942,291                           | -                                  | -                            | -                         | 967,246                  |
| Outreach  | -                    | 34,888                            | -                                  | -                            | -                         | 34,888                   |
| <b>Big Cypress Basin Total</b>  | <b>68,822</b>        | <b>2,649,189</b>                  | <b>-</b>                           | <b>-</b>                     | <b>-</b>                  | <b>2,718,011</b>         |
| <b>Ecosystem Restoration Division</b>                                 |                      |                                   |                                    |                              |                           |                          |
| Water Resources Planning and Monitoring                               | 400,381              | 61,616                            | -                                  | -                            | -                         | 461,997                  |
| Land Acquisition, Restoration and Public Works                        | 3,570,413            | 51,272,549                        | 2,050,000                          | -                            | -                         | 56,892,962               |
| Operation and Maintenance of Lands and Works                          | 490,889              | 4,022,578                         | 102,239                            | -                            | -                         | 4,615,706                |
| District Management and Administration                                | 279,867              | -                                 | -                                  | -                            | -                         | 279,867                  |
| <b>Ecosystem Restoration Division Total</b>                           | <b>4,741,550</b>     | <b>55,356,743</b>                 | <b>2,152,239</b>                   | <b>-</b>                     | <b>-</b>                  | <b>62,250,532</b>        |
| <b>Engineering, Construction &amp; Modeling Division</b>              |                      |                                   |                                    |                              |                           |                          |
| Water Resources Planning and Monitoring                               | 4,468,750            | 2,814,422                         | -                                  | -                            | -                         | 7,283,172                |
| Land Acquisition, Restoration and Public Works                        | 2,999,084            | 6,397,814                         | 541,537,193                        | -                            | -                         | 550,934,091              |
| Operation and Maintenance of Lands and Works                          | 1,168,488            | 31,187,126                        | 96,618,581                         | -                            | -                         | 128,974,195              |
| Regulation  | 55,043               | -                                 | -                                  | -                            | -                         | 55,043                   |
| District Management and Administration                                | 49,270               | -                                 | -                                  | -                            | -                         | 49,270                   |
| <b>Engineering, Construction &amp; Modeling Division Total</b>        | <b>8,740,635</b>     | <b>40,399,362</b>                 | <b>638,155,774</b>                 | <b>-</b>                     | <b>-</b>                  | <b>687,295,771</b>       |
| <b>Field Operations Division</b>                                      |                      |                                   |                                    |                              |                           |                          |
| Water Resources Planning and Monitoring                               | 157,024              | 751,966                           | -                                  | -                            | -                         | 908,990                  |
| Land Acquisition, Restoration and Public Works                        | 9,454                | 5,571,298                         | 55,500                             | -                            | -                         | 5,636,252                |
| Operation and Maintenance of Lands and Works                          | 11,290,370           | 122,447,556                       | 5,720,414                          | -                            | 28,880                    | 139,487,220              |
| Regulation  | 593,640              | -                                 | -                                  | -                            | -                         | 593,640                  |
| District Management and Administration                                | 45,887               | 10,224                            | -                                  | -                            | -                         | 56,111                   |
| <b>Field Operations Division Total</b>                                | <b>12,096,375</b>    | <b>128,781,044</b>                | <b>5,775,914</b>                   | <b>-</b>                     | <b>28,880</b>             | <b>146,682,213</b>       |
| <b>Information Technology Division</b>                                |                      |                                   |                                    |                              |                           |                          |
| Water Resources Planning and Monitoring                               | 3,865,921            | 86,220                            | -                                  | -                            | -                         | 3,952,141                |
| Land Acquisition, Restoration and Public Works                        | 1,668,069            | 587,369                           | -                                  | -                            | -                         | 2,255,438                |
| Operation and Maintenance of Lands and Works                          | 10,832,239           | 6,870,773                         | -                                  | -                            | -                         | 17,703,012               |
| Regulation  | 3,360,258            | -                                 | -                                  | -                            | -                         | 3,360,258                |
| District Management and Administration                                | 8,554,971            | 286,993                           | 1,378,229                          | -                            | -                         | 10,220,193               |
| <b>Information Technology Division Total</b>                          | <b>28,281,458</b>    | <b>7,831,355</b>                  | <b>1,378,229</b>                   | <b>-</b>                     | <b>-</b>                  | <b>37,491,042</b>        |
| <b>Regulation Division</b>  |                      |                                   |                                    |                              |                           |                          |
| Water Resources Planning and Monitoring                               | 12,073               | -                                 | -                                  | -                            | -                         | 12,073                   |
| Land Acquisition, Restoration and Public Works                        | -                    | 185,043                           | -                                  | -                            | -                         | 185,043                  |
| Operation and Maintenance of Lands and Works                          | 16,960               | 4,500                             | -                                  | -                            | -                         | 21,460                   |
| Regulation  | 15,818,670           | -                                 | -                                  | -                            | -                         | 15,818,670               |
| <b>Regulation Division Total</b>                                      | <b>15,847,703</b>    | <b>189,543</b>                    | <b>-</b>                           | <b>-</b>                     | <b>-</b>                  | <b>16,037,246</b>        |



**ATTACHMENT A**  
**SOUTH FLORIDA WATER MANAGEMENT DISTRICT**  
**RESOLUTION NO. 2023 - 0927**  
**FINAL ADOPTION OF BUDGET FOR FISCAL YEAR 2023-2024**

|  | GENERAL<br>FUND      | TOTAL SPECIAL<br>REVENUE<br>FUNDS | TOTAL CAPITAL<br>PROJECTS<br>FUNDS | INTERNAL<br>SERVICE<br>FUNDS | TRUST &<br>AGENCY<br>FUND | TOTAL<br>FINAL<br>BUDGET |
|--|----------------------|-----------------------------------|------------------------------------|------------------------------|---------------------------|--------------------------|
| <b>Water Resources Division</b>  |                      |                                   |                                    |                              |                           |                          |
| Water Resources Planning and Monitoring  | 14,181,831           | 8,574,135                         | 162,383                            | -                            | -                         | 22,918,349               |
| Land Acquisition, Restoration and Public Works   | 6,052,565            | 28,220,282                        | 83,429                             | -                            | -                         | 34,356,276               |
| Operation and Maintenance of Lands and Works   | 369,290              | 2,499,099                         | 24,000                             | -                            | -                         | 2,892,389                |
| District Management and Administration   | 99,438               | -                                 | -                                  | -                            | -                         | 99,438                   |
| <b>Water Resources Division Total</b>  | <b>20,703,124</b>    | <b>39,293,516</b>                 | <b>269,812</b>                     | <b>-</b>                     | <b>-</b>                  | <b>60,266,452</b>        |
| <b>CERP - Central Service Indirect Costs</b>   |                      |                                   |                                    |                              |                           |                          |
| Land Acquisition, Restoration and Public Works   | 3,332,968            | -                                 | -                                  | -                            | -                         | 3,332,968                |
| District Management and Administration   | (3,332,968)          | -                                 | -                                  | -                            | -                         | (3,332,968)              |
| <b>CERP - Central Service Indirect Costs Total</b>   | <b>-</b>             | <b>-</b>                          | <b>-</b>                           | <b>-</b>                     | <b>-</b>                  | <b>-</b>                 |
| <b>Reserves/Debt/Fees/Charges</b>  |                      |                                   |                                    |                              |                           |                          |
| Water Resources Planning and Monitoring  | -                    | 1,721,389                         | -                                  | -                            | -                         | 1,721,389                |
| Land Acquisition, Restoration and Public Works   | -                    | -                                 | 30,295,125                         | -                            | -                         | 30,295,125               |
| Operation and Maintenance of Lands and Works   | 15,742,735           | 44,515,527                        | -                                  | -                            | -                         | 60,258,262               |
| District Management and Administration   | 4,794,464            | 3,541,319                         | -                                  | -                            | -                         | 8,335,783                |
| <b>Res/Debt/Fees/Charges Total</b>   | <b>20,537,199</b>    | <b>49,778,235</b>                 | <b>30,295,125</b>                  | <b>-</b>                     | <b>-</b>                  | <b>100,610,559</b>       |
| <b>Total Budgeted Expenditures</b>   | <b>151,210,112</b>   | <b>356,262,479</b>                | <b>682,766,686</b>                 | <b>36,608,640</b>            | <b>28,880</b>             | <b>1,226,876,797</b>     |
| Encumbrances (Estimate)  | 16,593,685           | 193,786,904                       | 794,901,973                        | 0                            | -                         | 1,005,282,562            |
| <b>TOTAL BUDGETED EXPENDITURES AND ENCUMBRANCES</b>  | <b>\$167,803,797</b> | <b>\$550,049,383</b>              | <b>\$1,477,668,659</b>             | <b>\$36,608,640</b>          | <b>\$28,880</b>           | <b>\$2,232,159,359</b>   |
| <b>NET ASSETS, RESTRICTIONS, COMMITMENTS AND UNASSIGNED</b>  |                      |                                   |                                    |                              |                           |                          |
| <b>Net Assets (Self Insurance Fund Actuarial Need)</b>   | -                    | -                                 | -                                  | 3,399,524                    | -                         | 3,399,524                |
| <b>Net Assets (Health Insurance Fund - Fund Balance Utilization)</b>                                       | -                    | -                                 | -                                  | 11,668,159                   | -                         | 11,668,159               |
| <b>Nonspendable</b>  |                      |                                   |                                    |                              |                           |                          |
| Inventory Reserve  |                      |                                   |                                    |                              |                           |                          |
| Big Cypress Basin  | -                    | 357,871                           | -                                  | -                            | -                         | 357,871                  |
| General Fund   | -                    | -                                 | -                                  | -                            | -                         | -                        |
| Okeechobee Basin   | -                    | 7,704,160                         | -                                  | -                            | -                         | 7,704,160                |
| Everglades Restoration Trust   | -                    | 4,343                             | -                                  | -                            | -                         | 4,343                    |
| Land Acquisition Trust   | -                    | 54,187                            | -                                  | -                            | -                         | 54,187                   |
| Save Our Rivers  | -                    | 22,464                            | -                                  | -                            | -                         | 22,464                   |
| Permanent Fund-Principal Portion   |                      |                                   |                                    |                              |                           |                          |
| Wetlands Mitigation Permanent Fund   | -                    | -                                 | -                                  | -                            | 15,123,472                | 15,123,472               |
| <b>Restricted for Fiscal Year 2024-25 - Fiscal Year 2027-28</b>  |                      |                                   |                                    |                              |                           |                          |
| Big Cypress Basin  | -                    | 7,151,545                         | -                                  | -                            | -                         | 7,151,545                |
| Land Management (Lease Revenue)  | -                    | 2,796,087                         | 3,476,446                          | -                            | -                         | 6,272,533                |
| Mitigation - Lake Belt   | -                    | 4,807,955                         | 198,903                            | -                            | -                         | 5,006,858                |
| Mitigation - Wetland   | -                    | 12,317,215                        | 2,110,489                          | -                            | 309,860                   | 14,737,564               |
| Indian River Lagoon Estuarine Projects (IRL Tag)   | -                    | 40,300                            | -                                  | -                            | -                         | 40,300                   |
| <b>Committed for Fiscal Year 2024-25 - Fiscal Year 2027-28</b>   | <b>-</b>             | <b>-</b>                          | <b>-</b>                           | <b>-</b>                     | <b>-</b>                  | <b>-</b>                 |
| <b>Total Net Assets, Restrictions and Commitments</b>  | <b>-</b>             | <b>35,256,127</b>                 | <b>5,785,838</b>                   | <b>15,067,683</b>            | <b>15,433,332</b>         | <b>71,542,980</b>        |
| <b>Unassigned</b>  | <b>-</b>             | <b>-</b>                          | <b>-</b>                           | <b>-</b>                     | <b>-</b>                  | <b>-</b>                 |
| <b>TOTAL BUDGETED EXPENDITURES, ENCUMBRANCES,<br/>NET ASSETS, RESTRICTIONS, COMMITMENTS AND UNASSIGNED</b> | <b>\$167,803,797</b> | <b>\$585,305,510</b>              | <b>\$1,483,454,497</b>             | <b>\$51,676,323</b>          | <b>\$15,462,212</b>       | <b>\$2,303,702,339</b>   |

**South Florida Water Management District**  
**Fiscal Year 2023-2024 Adopted Final Budget**  
**Programmatic Line Item Report**  
**Table of Contents**

| <b>Program Description</b>                     | <b>Functional Area</b>                               | <b>Functional Area Name</b>                   | <b>Total</b>                      | <b>Page No.</b>   |     |
|--|--|---|-----------------------------------|-------------------|-----|
| <b>Water Resources Planning and Monitoring</b> | BB63   | Monitoring & Assessment                       | 88,719                            | 219               |     |
|  | BE01   | ECP Operations Monitoring                     | 1,704,464                         | 236               |     |
|  | BE05   | Analysis & Interpretation                     | 804,150                           | 238               |     |
|  | BJ01   | Ecosystem Response to Hydrology               | 229,555                           | 241               |     |
|  | BJ02   | Multi-Disciplinary Research                   | 962,041                           | 242               |     |
|  | BJ03   | Scientific Project Support                    | 616,860                           | 244               |     |
|  | BJ04   | Sulfur Action Plan                            | 38,096                            | 246               |     |
|  | BZ00   | Everglades Program Support                    | 2,798,196                         | 260               |     |
|  | CJ06   | C&SF Monitoring & Assessment                  | 4,619,043                         | 115               |     |
|  | CU05   | USACE Monitoring HDM                          | 34,769                            | 148               |     |
|  | DA01   | Water Supply Plan Development                 | 1,154,940                         | 425               |     |
|  | DA02   | Comprehensive Plan & Related Document Reviews | 166,307                           | 426               |     |
|  | DA03   | Central Florida Coordination                  | 582,962                           | 427               |     |
|  | DA04   | Tech Assist To Local Govt                     | 41,575                            | 428               |     |
|  | DC01   | Water Reservations - Kissimmee                | 74,244                            | 430               |     |
|  | DC09   | MFL Water Reserve Rule Sta                    | 96,201                            | 431               |     |
|  | DF01   | Hydrogeologic Data Gather                     | 1,519,992                         | 434               |     |
|  | DF02   | Sub Regional Water Supply                     | 955,882                           | 436               |     |
|  | DF06   | S Miami-Dade Hydro Analysis                   | 55,530                            | 437               |     |
|  | DF07   | Post-Processing Model Run                     | 92,460                            | 438               |     |
|  | DZ00   | Water Supply Program Supply                   | 11,242,113                        | 439               |     |
|  | IP01   | In-Lake Assessment                            | 1,665,347                         | 276               |     |
|  | IP09   | Watershed Modeling                            | 88,328                            | 279               |     |
|  | IP13   | WQ Assessment and Reporting                   | 219,895                           | 280               |     |
|  | IR01   | WOD   | 833,630                           | 285               |     |
|  | IR03   | LOK Upstream Monitoring                       | 608,754                           | 286               |     |
|  | IZ00   | Lake Okeechobee Program                       | 3,405,410                         | 289               |     |
|  | JA01   | Local Initiatives - IRLIT                     | 35,359                            | 452               |     |
|  | JA02   | IRL License Tag Program                       | 107,853                           | 453               |     |
|  | JA06   | Local Initiatives - SLRIT                     | 14,160                            | 454               |     |
|  | JA10   | Applied Research & Model Development          | 762,461                           | 455               |     |
|  | JA50   | Estuary Protection Plan                       | 315,946                           | 456               |     |
|  | JA58   | St. Lucie Source Control                      | 14,811                            | 458               |     |
|  | JA59   | SLRW Upstream Monitoring                      | 399,793                           | 459               |     |
|  | JB10   | Applied Research & Model Development          | 70,128                            | 462               |     |
|  | JC01   | Local Initiatives                             | 38,495                            | 463               |     |
|  | JC10   | Applied Research & Model Development          | 45,374                            | 464               |     |
|  | JD10   | Applied Research & Model Development          | 59,176                            | 466               |     |
|  | JE10   | Applied Research & Model Development          | 1,205,068                         | 467               |     |
|  | JG00   | Naples Bay-Activity                           | 354,751                           | 469               |     |
|  | JG03   | Big Cypress Basin                             | 673,536                           | 471               |     |
|  | JG10   | Applied Research & Model Development          | 135,745                           | 472               |     |
|  | JI10   | Applied Research & Model Development          | 222,572                           | 474               |     |
|  | JI50   | Estuary Protection Plan                       | 930,557                           | 475               |     |
|  | JI59   | CRW Upstream Monitoring                       | 283,930                           | 477               |     |
|  | JZ00   | Coastal Watersheds Program                    | 468,325                           | 478               |     |
|  | SA11   | Centralized Modeling Process Improvement      | 360,801                           | 324               |     |
|  | SA12   | Model Maintenance/Enhance                     | 479,180                           | 326               |     |
|  | SA13   | Model Implementation/Appl                     | 357,540                           | 327               |     |
|  | SB11   | Water Quality Monitoring Operations           | 408,773                           | 329               |     |
|  | SB12   | Water Quality Monitoring - Compliance         | 1,849,688                         | 332               |     |
|  | SB14   | War Quality Monitor                           | 726,695                           | 333               |     |
|  | SB31   | Analytical Services Interagency               | 1,262,343                         | 334               |     |
|  | SB32   | Analytical Services External                  | 954,181                           | 336               |     |
|  | SB34   | Analytical Serv-Mis Drive                     | 292,363                           | 338               |     |
|  | SB51   | Assessment & Reporting                        | 1,206,621                         | 339               |     |
|  | SB53   | Environmental Litigation                      | 384,151                           | 341               |     |
|  | SB54   | SO FL Environment Report                      | 295,219                           | 342               |     |
|  | SB71   | Scientific Data Management                    | 162,081                           | 343               |     |
|  | SZ00   | Program Support                               | 324,361                           | 348               |     |
|  | SZ10   | MODELING & SCIENTIFIC SUPPORT - IT SUPPORT    | 3,292,727                         | 350               |     |
|  | JB01   | Local Initiatives                             | 17,488                            | 461               |     |
|  | JH01   | Local Initiatives                             | 61,920                            | 473               |     |
|  | <b>Water Resources Planning and Monitoring Total</b> |   |                                   | <b>53,273,635</b> |     |
|  | <b>Regulation</b>                                    | HA00  | Environmental Resource Permitting | 6,993,848         | 441 |
|  |  | HA01  | ENVIRON RESOURCE PERMIT           | 2,992,085         | 444 |
|  |  | HB00  | Water Use Permitting              | 3,883,637         | 445 |



| Program Description                          | Functional Area                          | Functional Area Name                       | Total             | Page No. |
|--|--|--|-------------------|----------|
| Regulation                                   | HB01                                     | WATER USE COMPLIANCE                       | 2,064,098         | 446      |
|  | HZ00                                     | Regulation Program Support                 | 5,227,331         | 447      |
|  | HZ10                                     | REGULATION IT SUPPORT                      | 3,234,708         | 450      |
| <b>Regulation Total</b>                      |  |  | <b>24,395,707</b> | 0        |
| Outreach                                     | MR95                                     | Public Information                         | 1,400,590         | 414      |
|  | MR96                                     | Lobby/Legislative Affairs                  | 31,500            | 416      |
| <b>Outreach Total</b>                        |  |  | <b>1,432,090</b>  |          |
| Operation and Maintenance of Lands and Works | AA01                                     | Prescribed Burn                            | 852,369           | 2        |
|  | AA02                                     | Exotic Plant Control                       | 26,294,185        | 4        |
|  | AA03                                     | Public Use and Security                    | 1,393,346         | 8        |
|  | AA04                                     | Contracted Land Mgmt Serv                  | 925,272           | 11       |
|  | AA05                                     | Restoration & Monitoring                   | 9,773,248         | 12       |
|  | AA09                                     | Land Management Planning                   | 267,180           | 14       |
|  | AA11                                     | Equip & Infrastructure Maintenance         | 1,343,010         | 15       |
|  | AA12                                     | Mechanical Vegetation Con                  | 621,528           | 19       |
|  | AC06                                     | Taxes                                      | 3,428,815         | 21       |
|  | AC07                                     | Administration                             | 2,192,640         | 23       |
|  | AV02                                     | Equip & Infrastructure Maintenance - Fleet | 540,030           | 25       |
|  | AV99                                     | Land Stewardship Fleet Overhead            | 4,974             | 27       |
|  | AZ00                                     | Land Stewardship Prog Supply               | 1,274,019         | 28       |
|  | BB01                                     | LTP STA O&M                                | 88,332            | 179      |
|  | BB02                                     | Pump Sta Modification/Replacement          | 6,773,184         | 180      |
|  | BB04                                     | Structure Modification/Repair              | 137,776           | 182      |
|  | BB08                                     | Structure Inspections                      | 1,503,395         | 183      |
|  | BB13                                     | Staff Augmentation-OM STA                  | 2,000             | 184      |
|  | BB38                                     | Contamination                              | 268,743           | 186      |
|  | BB41                                     | Movement of Water                          | 5,276,464         | 181      |
|  | BB42                                     | Pumping Operations                         | 4,809,622         | 189      |
|  | BB45                                     | Structure Maintenance                      | 3,663,611         | 191      |
|  | BB46                                     | Structure Overhaul                         | 412,273           | 198      |
|  | BB47                                     | Pump Station Maintenance                   | 6,039,021         | 199      |
|  | BB48                                     | Pump Station Refurbishment                 | 2,050             | 207      |
|  | BB50                                     | Levee Maintenance                          | 634,940           | 208      |
|  | BB51                                     | Mowing                                     | 482,677           | 211      |
|  | BB52                                     | Tree Management                            | 15,000            | 212      |
|  | BB53                                     | Canal Maintenance                          | 249,829           | 213      |
|  | BB58                                     | Fleet Equip. Maintenance                   | 36,361            | 215      |
|  | BB62                                     | MOSCAD, Security, & Telemetry              | 1,594,803         | 216      |
|  | BB64                                     | C&C Data Log RTU New Instalation           | 45,611            | 220      |
|  | BB66                                     | Aquatic Plant Control                      | 5,193,071         | 221      |
|  | BB68                                     | Terrestrial Plant Control                  | 281,709           | 224      |
|  | BB72                                     | Public Use                                 | 155,883           | 226      |
|  | BB77                                     | Field Station Maintenance                  | 21,966            | 228      |
|  | BB79                                     | O&M Program Support                        | 6,275             | 229      |
|  | BB80                                     | Compliance                                 | 3,122,099         | 230      |
|  | BB81                                     | STA Site Management                        | 235,387           | 233      |
|  | BV01                                     | Pumping Operations - Fleet                 | 69,609            | 247      |
|  | BV02                                     | Structure Maintenance - Fleet              | 179,283           | 248      |
|  | BV03                                     | Pump Station Maintenance - Fleet           | 249,787           | 250      |
|  | BV04                                     | Levee Maintenance - Fleet                  | 314,259           | 252      |
|  | BV05                                     | Canal Maintenance - Fleet                  | 79,827            | 254      |
|  | BV06                                     | Telemetry Maintenance - Fleet              | 30,272            | 255      |
|  | BV07                                     | Aquatic Plant Control - Fleet              | 48,256            | 256      |
|  | BV08                                     | Compliance - Fleet                         | 42,264            | 257      |
|  | BV99                                     | District Everglades Fleet Overhead         | 43,598            | 258      |
|  | CA01                                     | Communication and Control                  | 9,844,108         | 31       |
|  | CA02                                     | Pump Station Modification                  | 42,977,507        | 33       |
| CA03   | Project Culvert Replacement/Modification | 88,833                                     | 35                |          |
| CA04   | Structure/Bridge Modification/Repair     | 13,945,031                                 | 36                |          |
| CA05   | O&M Facility Construction                | 12,381,561                                 | 37                |          |
| CA07   | Canal/Levee Maintenance                  | 6,833,447                                  | 38                |          |
| CA24   | Structure Inspections                    | 6,231,608                                  | 39                |          |
| CA34   | Survey Support                           | 621,353                                    | 40                |          |
| CA35   | Engineering Support                      | 1,883,958                                  | 41                |          |
| CA55   | Resiliency Initiatives                   | 23,724,214                                 | 43                |          |
| CA56   | C&SF Flood Resiliency-Sect. 216 Study    | 469,684                                    | 44                |          |
| CA70   | Capital Works Projects                   | 534,658                                    | 45                |          |
| CA80   | Other USACE Projects                     | 210,354                                    | 46                |          |
| CD01   | Contamination Assessments                | 514,087                                    | 47                |          |
| CE02   | Movement of Water                        | 6,995,622                                  | 50                |          |
| CE03   | Pumping Operations                       | 17,632,844                                 | 53                |          |
| CF01   | Construction                             | 1,254,370                                  | 58                |          |
| CF02   | Structure Maintenance                    | 11,380,257                                 | 60                |          |

| Program Description                          | Functional Area   | Functional Area Name                               | Total                             | Page No.           |     |
|--|---|--|-----------------------------------|--------------------|-----|
| Operation and Maintenance of Lands and Works | CF03  | Structure Overhaul                                 | 1,876,859                         | 71                 |     |
|  | CF05  | Pump Station Maintenance                           | 12,140,788                        | 73                 |     |
|  | CF06  | Pump Station Refurb                                | 177,216                           | 90                 |     |
|  | CG01  | Levee Maintenance                                  | 9,821,366                         | 91                 |     |
|  | CG03  | Mowing   | 6,736,714                         | 98                 |     |
|  | CG04  | Tree Management                                    | 2,586,975                         | 101                |     |
|  | CG05  | Canal Maintenance                                  | 987,689                           | 103                |     |
|  | CI03  | Automotive-Depts Outside                           | 1,528,596                         | 105                |     |
|  | CI04  | Other Equipment Maintenance                        | 310,482                           | 108                |     |
|  | CJ05  | Telemetry Maintenance                              | 7,423,743                         | 110                |     |
|  | CJ07  | C&C Data Log RTU New Instalation                   | 2,844,133                         | 118                |     |
|  | CK01  | Aquatic Plant Control                              | 7,689,293                         | 120                |     |
|  | CK02  | Biocontrol Exotic Plant                            | 995,661                           | 125                |     |
|  | CK03  | Terrestrial Plant Control                          | 2,422,568                         | 126                |     |
|  | CK04  | Exotic Plant Control                               | 9,188                             | 130                |     |
|  | CK05  | Exotic Animal Management                           | 1,350,567                         | 131                |     |
|  | CK06  | Blue-Green Algae Response                          | 500,000                           | 132                |     |
|  | CL03  | Permitting   | 947,387                           | 133                |     |
|  | CL04  | Compliance/Enforcement                             | 1,657,476                         | 135                |     |
|  | CO03  | Field Station Maintenance                          | 2,955,770                         | 136                |     |
|  | CQ00  | Water Mgmt System & NAVD88                         | 195,518                           | 143                |     |
|  | CU01  | USACE Supervisory Pump Operations                  | 165,234                           | 144                |     |
|  | CU02  | USACE Supervisory PS Maintenance                   | 64,538                            | 145                |     |
|  | CU03  | USACE Supervisory PS Refurbishment                 | 13,108                            | 146                |     |
|  | CU04  | USACE Supervisory O&M Program Support              | 92,377                            | 147                |     |
|  | CU09  | USACE Movement of Water                            | 142,614                           | 149                |     |
|  | CV01  | Pumping Operations - Fleet                         | 176,136                           | 150                |     |
|  | CV02  | Construction - Fleet                               | 117,628                           | 152                |     |
|  | CV03  | Structure Maintenance - Fleet                      | 927,091                           | 153                |     |
|  | CV04  | Pump Station Maintenance - Fleet                   | 234,532                           | 155                |     |
|  | CV05  | Levee Maintenance - Fleet                          | 2,000,369                         | 157                |     |
|  | CV07  | Dredging - Fleet                                   | 59,519                            | 159                |     |
|  | CV08  | Telemetry Maintenance - Fleet                      | 176,044                           | 160                |     |
|  | CV09  | Aquatic Plant Control - Fleet                      | 810,617                           | 161                |     |
|  | CV10  | Terrestrial Plant Control - Fleet                  | 31,168                            | 163                |     |
|  | CV11  | Compliance/Enforcement - Fleet                     | 58,983                            | 164                |     |
|  | CV12  | Field Station Maintenance - Fleet                  | 50,722                            | 166                |     |
|  | CV99  | O&M Fleet Overhead                                 | 394,924                           | 167                |     |
|  | CZ10  | O&M IT SUPPORT                                     | 19,698,255                        | 170                |     |
|  | CZ99  | O&M Program Support                                | 70,676,478                        | 173                |     |
|  | MB41  | Preventative Maintenance & Operations              | 6,997,071                         | 370                |     |
|  | MS10  | Emergency Management                               | 149,943                           | 418                |     |
|  | MS20  | Safety Management                                  | 484,943                           | 419                |     |
|  | MS30  | Security Management                                | 694,974                           | 421                |     |
|  | MV01  | Pumping Operations - Fleet                         | 265,645                           | 423                |     |
|  | SA14  | Flood Protection LOS and Sea Level Rise Resiliency | 1,735,877                         | 328                |     |
|  | CZ15  | Drone Program                                      | 114,691                           | 172                |     |
|  | BB03  | Project Culvert Replacement/Modification           | 5,000                             | 181                |     |
|  | <b>Operation and Maintenance of Lands and Works Total</b> |  |                                   | <b>420,039,819</b> |     |
|  | Land Acquisition, Restoration and Public Works            | B199   | Restoration Strategies            | 2,875,264          | 177 |
|  |   | B599   | Expedited Project Program Support | 16,754,113         | 178 |
|  |   | BB30   | STA Capital Construction          | 10,221,272         | 185 |
|  |   | BD08   | EFA Reg Source Control Program    | 1,038,227          | 234 |
|  |   | BH01   | Long-Term Plan Program            | 164,728            | 240 |
|  |   | DB01   | Water Supply Plan Implementation  | 264,209            | 429 |
|  |   | DD01   | Regulatory Initiatives            | 396,726            | 432 |
|  |   | DE01   | Alt Water Supply - DW             | 22,121,403         | 433 |
|  |   | FA07   | Construction Monitoring           | 523,060            | 263 |
|  |   | FA08   | Hydrologic Monitoring             | 243,975            | 264 |
|  |   | FA12   | Integrated Ecosystem Study        | 2,287,761          | 265 |
|  |   | FB01   | KCOL Long-Term Management         | 70,085             | 267 |
|  |   | FD01   | Restoration Project Real Estate   | 44,093             | 268 |
|  |   | FZ00   | KR Program Support                | 130,202            | 269 |
|  |   | IS16   | Taylor Creek Reservoir            | 13,028,633         | 271 |
| IS17   |   | Lakeside Ranch STA                                 | 34,477                            | 272                |     |
| IS21   |   | Brady Ranch  | 38,877                            | 273                |     |
| IO01   |   | LORSS  | 62,646                            | 274                |     |
| IP06   |   | Watershed P Reduction                              | 79,224                            | 278                |     |
| IP14   |   | Regional P Control Project                         | 573,568                           | 281                |     |
| IP50   |   | Phase II Technical Plan                            | 14,814,456                        | 238                |     |
| IS04   |   | Alternate Storage Project                          | 35,746,637                        | 287                |     |
| IZ10   |   | LAKE OKEECHOBEE IT SUPPORT                         | 2,660,790                         | 291                |     |
| JD01   |   | Local Initiatives                                  | 3,011,788                         | 465                |     |



| Program Description                                 | Functional Area   | Functional Area Name                                 | Total                         | Page No.           |     |
|---|---|--|-------------------------------|--------------------|-----|
| Land Acquisition, Restoration and Public Works      | J151  | Caloosahatchee R/Est Project                         | 33,398,688                    | 476                |     |
|   | P100  | CERP Projects  | 31,105,316                    | 293                |     |
|   | P101  | Lake Okeechobee Watershed                            | 50,585,330                    | 295                |     |
|   | P104  | C-43 Basin Storage Reservoir                         | 87,900,500                    | 296                |     |
|   | P107  | Indian River Lagoon - South                          | 50,586,671                    | 297                |     |
|   | P108  | EAA Storage Reservoirs                               | 62,034                        | 302                |     |
|   | P110  | Big CYPR L28 Int Mod-WERP                            | 2,298,645                     | 303                |     |
|   | P112  | WCA3 Decomp & Sheetflow                              | 310,075                       | 304                |     |
|   | P117  | North Palm Beach County                              | 15,289,417                    | 305                |     |
|   | P128  | Biscayne Bay Coastal Wetland                         | 16,771,210                    | 306                |     |
|   | P130  | Picayune Strand Restoration                          | 326,265                       | 308                |     |
|   | P145  | Broward County WPA                                   | 81,024                        | 309                |     |
|   | P151  | Central Everglades Study                             | 201,069,292                   | 310                |     |
|   | P201  | Program Management & Support                         | 14,563,185                    | 312                |     |
|   | P203  | Recover  | 466,365                       | 314                |     |
|   | P207  | Data Management Plan                                 | 50,395                        | 316                |     |
|   | P209  | Interagency Modeling                                 | 1,384,566                     | 317                |     |
|   | P210  | Adaptive Assessment & Monitoring                     | 1,942,255                     | 318                |     |
|   | PB01  | Ten Mile Creek WPA CRP                               | 9,377                         | 320                |     |
|   | PH99  | CERP Program Indirect                                | 38,522,741                    | 321                |     |
|   | PK03  | C-111/MWD/CSOP                                       | 10,039,544                    | 323                |     |
|   | SU01  | USACE Monitoring                                     | 1,788,823                     | 344                |     |
|   | SU41  | USACE CSSS Monitoring                                | 68,067                        | 347                |     |
|   | IO03  | Herbert Hoover Dike Rehab                            | 12,880                        | 275                |     |
|   | JA51  | St. Lucie River/Estuary Project                      | 500,000                       | 457                |     |
|   | <b>Land Acquisition, Restoration and Public Works Total</b> |  |                               | <b>686,318,879</b> |     |
|   | District Management and Administration                      | MA10   | Agency Mgm & Coordination     | 1,025,426          | 352 |
|   |   | MA20   | Manage Dist Investment & Debt | 187,890            | 353 |
|   |   | MA30   | Legal Services                | 3,208,738          | 354 |
|   |   | MA40   | Perform Audits & Investing    | 891,367            | 356 |
|   |   | MB12   | Budget Development/Report     | 1,599,946          | 358 |
|   |   | MB20   | Purchasing Services           | 719,755            | 359 |
|   |   | MB21   | Contract Services             | 1,742,953          | 361 |
|   |   | MB30   | Annual Financial Reporting    | 639,259            | 362 |
|   |   | MB31   | Accounts Payable Process      | 568,946            | 364 |
|   |   | MB32   | Accounts Receivable Proc      | 255,338            | 365 |
| MB33  |   | Grant Accounting                                     | 325,956                       | 366                |     |
| MB34  |   | G/L Accounting                                       | 232,976                       | 367                |     |
| MB39  |   | Asset Surplus Process                                | 159,272                       | 368                |     |
| MB40  |   | Fixed Asset Inventory                                | 57,835                        | 369                |     |
| MB42  |   | Business Operations Supp                             | 496,309                       | 377                |     |
| MB44  |   | Cost Crediting                                       | 120,369                       | 379                |     |
| MB50  |   | Maintain, Monitor, Evaluate & Report Insurance Plans | 8,668,448                     | 380                |     |
| MB52  |   | Maintain & update Payroll                            | 3,780                         | 383                |     |
| MB61  |   | Enterprise Project Mgmt                              | 207,776                       | 384                |     |
| MB62  |   | Enterprise Process Mgmt                              | 270,441                       | 385                |     |
| MB63  |   | Enterprise Business Intelligence                     | 229,170                       | 386                |     |
| MB79  |   | Tax Collector/Property Appraiser Fees                | 6,772,060                     | 387                |     |
| MB84  |   | Fleet Services                                       | 34,612                        | 388                |     |
| MB85  |   | Administrative Support                               | (611,095)                     | 389                |     |
| MH10  |   | Employment Staffing                                  | 1,046,132                     | 391                |     |
| MH11  |   | Training & Development                               | 282,237                       | 393                |     |
| MH12  |   | Compensation Management                              | 153,474                       | 395                |     |
| MH13  |   | Employee Relations/EEO                               | 51,702                        | 396                |     |
| MH14  |   | Organizational Develop                               | 303,146                       | 397                |     |
| MI10  |   | SAP Solutions Center                                 | 472,643                       | 398                |     |
| MI20  |   | IT Executive Direction                               | 1,166,447                     | 399                |     |
| MI21  |   | IT Business Support                                  | 1,425,127                     | 401                |     |
| MI40  |   | Desktop Technology                                   | 491,830                       | 402                |     |
| MI50  |   | Application Development                              | 2,920,980                     | 403                |     |
| MI60  |   | Systems Administration                               | 1,474,072                     | 404                |     |
| MI61  |   | Telecommunications                                   | 437,740                       | 405                |     |
| MI62  | Network Support   | 1,135,557  | 406                           |                    |     |
| MI70  | Geo-spatial Services  | 763,850  | 408                           |                    |     |
| MR80  | Adm - Records Mgmt  | 193,440  | 409                           |                    |     |
| MR82  | Administration - GB & EXE                                   | 289,896  | 410                           |                    |     |
| MR83  | Administration - Rec Forum                                  | 79,964   | 412                           |                    |     |
| MR91  | Public Information - Intergovernmental                      | 829,168  | 413                           |                    |     |
| MR97  | Federal & Tribal Affairs                                    | 91,735   | 417                           |                    |     |
| <b>District Management and Administration Total</b> |   |  | <b>41,416,667</b>             |                    |     |
| <b>Grand Total</b>                                  |   |  | <b>1,226,876,797</b>          |                    |     |

LAND STEWARDSHIP

| AA01 | PRESCRIBED BURN |   | Fund   | FundCenter | Fund Prg | Grant | Amount    |
|------|-----------------|---|--------|------------|----------|-------|-----------|
| Qty  | Item            | Name  |        |            |          |       |           |
| 5.55 |                 | Total 510100 - Salaries and Wages - Regular                     |        |            |          |       | \$371,325 |
| 1.00 |                 | Total 511100 - Salaries and Wages - Overtime                    |        |            |          |       | \$3,120   |
| 6.55 |                 | Total 520900 - Fringe Benefits - FICA Taxes Employer Share      |        |            |          |       | \$28,645  |
| 6.55 |                 | Total 521010 - Fringe Benefits - FRS Retirement Contrib         |        |            |          |       | \$56,231  |
| 5.55 |                 | Total 521110 - Fringe Benefits - Medical Insurance              |        |            |          |       | \$90,944  |
| 5.55 |                 | Total 521120 - Fringe Benefits - Dental Insurance               |        |            |          |       | \$6,771   |
| 5.55 |                 | Total 521130 - Fringe Benefits - Vision Insurance               |        |            |          |       | \$757     |
| 5.55 |                 | Total 521140 - Fringe Benefits - Accidental Death Dismemberment |        |            |          |       | \$87      |
| 5.55 |                 | Total 521150 - Fringe Benefits - Long-Term Disability           |        |            |          |       | \$1,110   |
| 5.55 |                 | Total 521160 - Fringe Benefits - Life Insurance                 |        |            |          |       | \$1,379   |
| 1.00 | 16062           | Contract Burn Support - Upper Lakes                             | 204000 | 5415182100 | NR       | NR    | 15,000    |
| 1.00 | 24673           | Prescribe Fire Line Maint - Kiss/Okee                           | 204001 | 5415182100 | NR       | NR    | 30,000    |
| 2.00 |                 | Total 530200 - Cont Serv - Land Management                      |        |            |          |       | \$45,000  |
| 1.00 | 15451           | Aerial Burn   | 204000 | 5415182100 | NR       | NR    | 28,000    |
| 1.00 | 18256           | FDACS - Prescribed Burn (Grant 8004)                            | 214001 | 5415182100 | NR       | 8007  | 200,000   |
| 2.00 |                 | Total 530700 - Cont Serv - Equipment Rentals                    |        |            |          |       | \$228,000 |
| 1.00 | 23961           | Prescribe Burn Equip & Supp - All Region                        | 202000 | 5415182100 | NR       | NR    | 12,500    |
| 1.00 | 14215           | Prescribe burn PPE - All Regions                                | 202000 | 5415182100 | NR       | NR    | 5,600     |
| 2.00 |                 | Total 541400 - Oper Expense - Tools/Equipment/PPE               |        |            |          |       | \$18,100  |
| 1.00 | 33504           | Certifications & Training                                       | 202000 | 5415181900 | NR       | NR    | 900       |



LAND STEWARDSHIP

AA01      PRESCRIBED BURN

| <u>Qty</u> | <u>Item</u> | <u>Name</u>                             | <u>Fund</u> | <u>FundCenter</u> | <u>Fund Prg</u> | <u>Grant</u> | <u>Amount</u> |
|------------|-------------|---|-------------|-------------------|-----------------|--------------|---------------|
| 1.00       | Total       | 542100 - Oper Expense - District Travel |             |                   |                 |              | \$900         |
|            | Total       | PRESCRIBED BURN                         |             |                   |                 |              | \$852,369     |

LAND STEWARDSHIP

| AA02 | EXOTIC AND INVASIVE CONTROL |   |        |  | Fund | FundCenter | Fund Prg | Grant | Amount      |
|------|-----------------------------|---|--------|--|------|------------|----------|-------|-------------|
| Qty  | Item                        | Name                                    |        |  |      |            |          |       |             |
| 8.00 |                             | Total                                   | 510100 | - Salaries and Wages - Regular                     |      |            |          |       | \$575,126   |
| 8.00 |                             | Total                                   | 520900 | - Fringe Benefits - FICA Taxes Employer Share      |      |            |          |       | \$43,998    |
| 8.00 |                             | Total                                   | 521010 | - Fringe Benefits - FRS Retirement Contrib         |      |            |          |       | \$82,657    |
| 8.00 |                             | Total                                   | 521110 | - Fringe Benefits - Medical Insurance              |      |            |          |       | \$131,087   |
| 8.00 |                             | Total                                   | 521120 | - Fringe Benefits - Dental Insurance               |      |            |          |       | \$9,760     |
| 8.00 |                             | Total                                   | 521130 | - Fringe Benefits - Vision Insurance               |      |            |          |       | \$1,095     |
| 8.00 |                             | Total                                   | 521140 | - Fringe Benefits - Accidental Death Dismemberment |      |            |          |       | \$121       |
| 8.00 |                             | Total                                   | 521150 | - Fringe Benefits - Long-Term Disability           |      |            |          |       | \$1,600     |
| 8.00 |                             | Total                                   | 521160 | - Fringe Benefits - Life Insurance                 |      |            |          |       | \$2,032     |
| 3.00 |                             | Total                                   | 529990 | - Fringe Benefits - Other Personnel Benefits       |      |            |          |       | \$437       |
| 1.00 | 34057                       | O&M Field Ops & Gen Svc Increased Costs | 202000 | 1010200000   | NR   | NR         |          |       | 3,750,000   |
| 1.00 | 19941                       | Invasive Plant Monitoring               | 204001 | 5415182000   | NR   | NR         |          |       | 4,122       |
| 1.00 | 14301                       | Invasive Plant Monitoring (\$1M Match)  | 204001 | 5415182000   | NR   | NR         |          |       | 42,331      |
| 3.00 |                             | Total                                   | 530100 | - Cont Serv - External Provider                    |      |            |          |       | \$3,796,453 |
| 1.00 | 35497                       | Land Management Recreational Activities | 202000 | 5415181900   | NR   | NR         |          |       | 3,385       |
| 1.00 | 35496                       | Land Management Recreational Activities | 101000 | 5415181900   | NR   | NR         |          |       | 969,924     |
| 2.00 |                             | Total                                   | 530200 | - Cont Serv - Land Management                      |      |            |          |       | \$973,309   |
| 1.00 | 34975                       | 8.5 SMA Mod-Exotics (Cost-Share)        | 202002 | 5415182000   | NR   | 3003       |          |       | 33,000      |
| 1.00 | 34875                       | 8.5 SMA Mod-Exotics (Non-Reimbursable)  | 202000 | 5415182000   | NR   | NR         |          |       | 300,000     |
| 1.00 | 35047                       | BBCW Culter-Exotics                     | 202002 | 5415182000   | NR   | NR         |          |       | 21,000      |
| 1.00 | 35376                       | BBCW Deering-Exotics                    | 202002 | 5415182000   | NR   | 3007       |          |       | 4,000       |



LAND STEWARDSHIP

AA02 EXOTIC AND INVASIVE CONTROL

| Qty  | Item  | Name                                     | Fund   | FundCenter | Fund Prg | Grant | Amount    |
|------|-------|--|--------|------------|----------|-------|-----------|
| 1.00 | 35276 | BBCW L31E #2-BBCW L31E #2 - Exotics      | 202002 | 5415182000 | NR       | 3007  | 6,500     |
| 1.00 | 35305 | BBCW L31E #4-Exotics                     | 202002 | 5415182000 | NR       | NR    | 5,000     |
| 1.00 | 34211 | BBCW L31E #4-Exotics                     | 202002 | 5415182000 | NR       | NR    | 2,000     |
| 1.00 | 34883 | C111 Normal-Veg Mgmt Non-Reimburs        | 202000 | 5415182000 | NR       | NR    | 470,000   |
| 1.00 | 34858 | C111 SD #8-Exotics                       | 202000 | 5415182000 | NR       | NR    | 185,290   |
| 1.00 | 34872 | C111 SD #8a-Exotics                      | 202000 | 5415182000 | NR       | NR    | 278,600   |
| 1.00 | 34865 | C111 Spreader-Exotics (Cost-Share)       | 202002 | 5415182000 | NR       | 3006  | 233,475   |
| 1.00 | 35008 | C23/C24 Sec C-Invasive Exotic Treatment  | 202000 | 5415182000 | NR       | NR    | 16,000    |
| 1.00 | 34816 | Faka U PS-Vegetation Mgmt                | 101002 | 5415182000 | NR       | 3008  | 992,309   |
| 1.00 | 16127 | Invasive Plant Monitoring                | 202000 | 5415182000 | NR       | NR    | 3,547     |
| 1.00 | 16298 | Lox Refuge- Invasive Plant Control       | 213000 | 5415182000 | NR       | 93    | 586,400   |
| 1.00 | 27261 | Lox Refuge- Invasive Plant Control       | 213000 | 5415182000 | NR       | 93    | 18,316    |
| 1.00 | 16299 | Lox Refuge- Invasive Plant Control       | 213000 | 5415182000 | NR       | 93    | 1,395,284 |
| 1.00 | 18401 | Lox Refuge- Invasive Plant Control (FWC) | 207000 | 5415182000 | NR       | NR    | 1,000,000 |
| 1.00 | 17149 | Lygodium Control Kissimmee               | 101003 | 5415182000 | NR       | NR    | 153,050   |
| 1.00 | 21041 | Melaleuca Mgmt. FWC (\$1M Match)         | 225000 | 5415182000 | NR       | 9350  | 907,750   |
| 1.00 | 19946 | Melalu & Other Exotic Cntrl (FWC \$1M)   | 207000 | 5415182000 | NR       | NR    | 1,000,000 |
| 1.00 | 14158 | Melalu & Other Exotic Plant Cntrl (FWC)  | 207000 | 5415182000 | NR       | NR    | 675,000   |
| 1.00 | 14156 | Melalu. & Other Exotic Plant Cntrl (FWC) | 207000 | 5415182000 | NR       | NR    | 2,325,000 |
| 1.00 | 27301 | Merritt PS - Vegetation Mgmt             | 225000 | 5415182000 | NR       | 2035  | 5,000     |
| 1.00 | 34824 | Merritt PS-Vegetation Mgmt               | 101002 | 5415182000 | NR       | 3008  | 2,221,267 |
| 1.00 | 34814 | Miller PS-Vegetation Mgmt                | 101002 | 5415182000 | NR       | 3008  | 827,516   |
| 1.00 | 35581 | Picayune Strand Land Managment           | 225000 | 5415182000 | NR       | NR    | 1,199,965 |
| 1.00 | 16186 | US FWS - Loxahatchee Refuge Exotics      | 214002 | 5415182000 | NR       | 2111  | 2,000,000 |
| 1.00 | 13506 | Upland Exotic Control (\$1M Match)       | 204001 | 5415182000 | NR       | NR    | 46,869    |
| 1.00 | 34825 | 8.5 SMA Mod-Exotic Plant Control         | 202000 | 5415182100 | NR       | NR    | 93,750    |
| 1.00 | 34946 | BCWPA C11 MA-Exotic Plant Control        | 202002 | 5415182100 | NR       | 3010  | 25,000    |
| 1.00 | 26032 | CREW Marsh Willow Treatment              | 203000 | 5415182100 | NR       | NR    | 50,000    |
| 1.00 | 23963 | Exotic Plant Control - Dupuis Management | 204001 | 5415182100 | NR       | NR    | 135,000   |
| 1.00 | 22713 | Exotic Plant Control -L31N/Rocky (Gr 95) | 222000 | 5415182100 | NR       | 95    | 50,000    |
| 1.00 | 16094 | Exotics - Allapattah                     | 222000 | 5415182100 | NR       | 95    | 150,000   |
| 1.00 | 24675 | Exotics - Crew                           | 204000 | 5415182100 | NR       | NR    | 47,731    |
| 1.00 | 15829 | Exotics - Critical CREW (Grant 87)       | 213000 | 5415182100 | NR       | 87    | 100,000   |
| 1.00 | 22711 | Exotics - Cutler Flow Lennar (Grant 95)  | 222000 | 5415182100 | NR       | 95    | 25,000    |
| 1.00 | 16064 | Exotics - Cypress Creek                  | 225000 | 5415182100 | NR       | 9350  | 50,000    |
| 1.00 | 21711 | Exotics - Dupuis                         | 202000 | 5415182100 | NR       | NR    | 46,811    |
| 1.00 | 15558 | Exotics - FL Gulf Coast                  | 211012 | 5415182100 | NR       | NR    | 15,000    |
| 1.00 | 22715 | Exotics - Hobe Sound Ranch               | 204000 | 5415182100 | NR       | NR    | 4,750     |

LAND STEWARDSHIP

AA02 EXOTIC AND INVASIVE CONTROL

| Qty  | Item  | Name                                      | Fund   | FundCenter | Fund Prg | Grant | Amount  |
|------|-------|---|--------|------------|----------|-------|---------|
| 1.00 | 27147 | Exotics - Hobe Sound Ranch                | 204000 | 5415182100 | NR       | NR    | 20,250  |
| 1.00 | 15534 | Exotics - Kiss/Okee                       | 204000 | 5415182100 | NR       | NR    | 62,234  |
| 1.00 | 16198 | Exotics - Lake Marion Creek               | 202000 | 5415182100 | NR       | NR    | 15,000  |
| 1.00 | 15825 | Exotics - Lakeside Ranch (Grant 95)       | 222000 | 5415182100 | NR       | 95    | 38,189  |
| 1.00 | 15544 | Exotics - London Creek                    | 202000 | 5415182100 | NR       | NR    | 15,000  |
| 1.00 | 16076 | Exotics - Loxahatchee River               | 225000 | 5415182100 | NR       | 9350  | 50,000  |
| 1.00 | 15581 | Exotics - Model Lands                     | 202000 | 5415182100 | NR       | NR    | 30,000  |
| 1.00 | 19342 | Exotics - Pennsuco                        | 211021 | 5415182100 | NR       | NR    | 67,793  |
| 1.00 | 15556 | Exotics - Reedy Creek                     | 202000 | 5415182100 | NR       | NR    | 20,000  |
| 1.00 | 15540 | Exotics - Rolling Meadows                 | 211023 | 5415182100 | NR       | NR    | 50,000  |
| 1.00 | 15542 | Exotics - Shingle Creek                   | 211025 | 5415182100 | NR       | NR    | 100,000 |
| 1.00 | 15546 | Exotics - Southern Glades                 | 211026 | 5415182100 | NR       | NR    | 45,360  |
| 1.00 | 30054 | Exotics - Upper Lakes                     | 204000 | 5415182100 | NR       | NR    | 80,141  |
| 1.00 | 24674 | Exotics - Upper Lakes                     | 204000 | 5415182100 | NR       | NR    | 50,592  |
| 1.00 | 15582 | Exotics- C-111/Frog Pond                  | 202000 | 5415182100 | NR       | NR    | 30,000  |
| 1.00 | 20048 | Exotics- Cell 17/18                       | 211002 | 5415182100 | NR       | NR    | 14,000  |
| 1.00 | 16203 | Exotics- Kiss/Okee                        | 225000 | 5415182100 | NR       | 9350  | 62,766  |
| 1.00 | 19945 | Exotics- Southern Glades                  | 222000 | 5415182100 | NR       | 95    | 35,000  |
| 1.00 | 16205 | Exotics- Weston/Century Prestige          | 222000 | 5415182100 | NR       | 95    | 23,692  |
| 1.00 | 20902 | Exotics- Weston/Century Prestige          | 222000 | 5415182100 | NR       | 95    | 31,308  |
| 1.00 | 30050 | Exotics-BBCW Cutler-Exotics               | 222000 | 5415182100 | NR       | 95    | 49,939  |
| 1.00 | 15290 | Exotics-BBCW Cutler-Exotics               | 222000 | 5415182100 | NR       | 95    | 61      |
| 1.00 | 15545 | Exotics-C-43 Project Area (Grant 87)      | 213000 | 5415182100 | NR       | 87    | 8,000   |
| 1.00 | 15547 | Exotics-C-9 & C-11 Impoundment (Grant 85) | 213000 | 5415182100 | NR       | 85    | 25,000  |
| 1.00 | 15205 | Exotics-Crew                              | 203000 | 5415182100 | NR       | NR    | 125,000 |
| 1.00 | 15209 | Exotics-Crew                              | 204000 | 5415182100 | NR       | NR    | 2,269   |
| 1.00 | 14192 | Exotics-DuPuis                            | 225000 | 5415182100 | NR       | 9350  | 175,000 |
| 1.00 | 15576 | Exotics-Grassy Island (Grant 87)          | 213000 | 5415182100 | NR       | 87    | 45,516  |
| 1.00 | 16231 | Exotics-Grassy Island (Grant 87)          | 213000 | 5415182100 | NR       | 87    | 6,484   |
| 1.00 | 16078 | Exotics-Hungryland                        | 225000 | 5415182100 | NR       | 9350  | 50,000  |
| 1.00 | 15555 | Exotics-Lamb Island                       | 202000 | 5415182100 | NR       | NR    | 10,000  |
| 1.00 | 15293 | Exotics-Medalist                          | 202000 | 5415182100 | NR       | NR    | 20,000  |
| 1.00 | 16077 | Exotics-Nubbin Slough                     | 225000 | 5415182100 | NR       | 9350  | 15,000  |
| 1.00 | 34871 | IRL S PH2 Allap-Exotic Plant Control      | 202000 | 5415182100 | NR       | NR    | 262,500 |
| 1.00 | 34839 | LOWRP IP-Exotic Plant Control             | 202000 | 5415182100 | NR       | NR    | 112,500 |
| 1.00 | 34863 | LRWRP FW3-Exotics                         | 202000 | 5415182100 | NR       | NR    | 210,000 |
| 1.00 | 15541 | Pennsuco - Exotic Plant Control           | 211021 | 5415182100 | NR       | NR    | 727,836 |
| 1.00 | 34906 | S CREW-Veg Mgmt (Torpedo Grass)           | 202000 | 5415182100 | NR       | NR    | 50,000  |

LAND STEWARDSHIP

| AA02 EXOTIC AND INVASIVE CONTROL |       |   |        |            |          |       |              |
|----------------------------------|-------|---|--------|------------|----------|-------|--------------|
| Qty                              | Item  | Name  | Fund   | FundCenter | Fund Prg | Grant | Amount       |
| 1.00                             | 34935 | Site 1 Imp PH1-Exotic Plant Control               | 202002 | 5415182100 | NR       | 3009  | 80,000       |
| 1.00                             | 15946 | Smut Grass Treatment (Grant 95)                   | 222000 | 5415182100 | NR       | 95    | 135,000      |
| 82.00                            |       | Total 530301 - Cont Serv - Terrestrial Spraying   |        |            |          |       | \$20,656,610 |
| 1.00                             | 15566 | Chemicals - CREW                                  | 211004 | 5415182100 | NR       | NR    | 1,000        |
| 1.00                             | 15565 | Chemicals - Shingle Creek                         | 211025 | 5415182100 | NR       | NR    | 3,000        |
| 1.00                             | 14206 | Chemicals-Dupuis                                  | 225000 | 5415182100 | NR       | 9350  | 10,000       |
| 3.00                             |       | Total 540010 - Oper Expense - Inventory Chemicals |        |            |          |       | \$14,000     |
| 1.00                             | 34409 | Boma AGI-Exotic Treatment                         | 202000 | 5415182000 | NR       | NR    | 1,000        |
| 1.00                             |       | Total 541500 - Oper Expense - Parts and Supplies  |        |            |          |       | \$1,000      |
| 1.00                             | 33503 | Training - herb appl, CEUs-all techs              | 202000 | 5415181900 | NR       | NR    | 900          |
| 1.00                             |       | Total 542100 - Oper Expense - District Travel     |        |            |          |       | \$900        |
| 1.00                             | 34245 | Model Lands-Solid Waste Removal                   | 202000 | 5415182100 | NR       | NR    | 2,000        |
| 1.00                             | 34244 | N Lake Belt-Solid Waste Removal                   | 202000 | 5415182100 | NR       | NR    | 2,000        |
| 2.00                             |       | Total 543302 - Oper Expense - Waste Disposal Fees |        |            |          |       | \$4,000      |
|                                  |       | Total EXOTIC AND INVASIVE CONTROL                 |        |            |          |       | \$26,294,185 |



LAND STEWARDSHIP

AA03 PUBLIC USE AND SECURITY

| Qty  | Item  | Name  | Fund   | FundCenter | Fund Prg | Grant | Amount    |
|------|-------|---|--------|------------|----------|-------|-----------|
| 3.70 | Total | 510100 - Salaries and Wages - Regular                     |        |            |          |       | \$293,377 |
| 3.70 | Total | 520900 - Fringe Benefits - FICA Taxes Employer Share      |        |            |          |       | \$22,443  |
| 3.70 | Total | 521010 - Fringe Benefits - FRS Retirement Contrib         |        |            |          |       | \$41,643  |
| 3.70 | Total | 521110 - Fringe Benefits - Medical Insurance              |        |            |          |       | \$61,582  |
| 3.70 | Total | 521120 - Fringe Benefits - Dental Insurance               |        |            |          |       | \$4,514   |
| 3.70 | Total | 521130 - Fringe Benefits - Vision Insurance               |        |            |          |       | \$509     |
| 3.70 | Total | 521140 - Fringe Benefits - Accidental Death Dismemberment |        |            |          |       | \$58      |
| 3.70 | Total | 521150 - Fringe Benefits - Long-Term Disability           |        |            |          |       | \$740     |
| 3.70 | Total | 521160 - Fringe Benefits - Life Insurance                 |        |            |          |       | \$930     |
| 1.00 | 16195 | Recreation- Portable Toilets                              | 202000 | 5415182100 | NR       | NR    | 28,000    |
| 1.00 | Total | 530121 - Cont Serv - Water and Sewer Services             |        |            |          |       | \$28,000  |
| 1.00 | 33566 | FWC STA Check Sta Operation                               | 204000 | 5415182100 | NR       | NR    | 5,291     |
| 1.00 | 15289 | FWC STA Check Sta Operation                               | 204001 | 5415182100 | NR       | NR    | 24,709    |
| 2.00 | Total | 530200 - Cont Serv - Land Management                      |        |            |          |       | \$30,000  |
| 1.00 | 26031 | Recreation CREW Maintenance                               | 203000 | 5415182100 | NR       | NR    | 50,000    |
| 1.00 | Total | 530301 - Cont Serv - Terrestrial Spraying                 |        |            |          |       | \$50,000  |
| 1.00 | 16059 | Recreation - Southern CREW Access Site                    | 213000 | 5415182100 | NR       | 87    | 20,000    |
| 1.00 | 16072 | Recreation - Trail Heads Upper Lakes                      | 202000 | 5415182100 | NR       | NR    | 10,600    |
| 1.00 | 13260 | Recreation East Coast Facilities O&M                      | 202000 | 5415182100 | NR       | NR    | 50,000    |
| 1.00 | 13261 | Recreation KR Facilities O&M                              | 202000 | 5415182100 | NR       | NR    | 35,000    |
| 1.00 | 16206 | Recreation Parking Areas                                  | 204000 | 5415182100 | NR       | NR    | 10,000    |
|      |       | 530600 - Cont Serv - Maintenance and Repairs              |        |            |          |       |           |

LAND STEWARDSHIP

AA03 PUBLIC USE AND SECURITY

| Qty   | Item  | Name   | Fund   | FundCenter | Fund Prg | Grant | Amount    |
|-------|-------|--|--------|------------|----------|-------|-----------|
| 1.00  | 24665 | Recreation-CREW Trail Maint (Lee County)           | 202000 | 5415182100 | NR       | NR    | 9,000     |
| 6.00  |       | Total 530600 - Cont Serv - Maintenance and Repairs |        |            |          |       | \$134,600 |
| 1.00  | 35069 | 10 Mi Creek-Recreation Facility Maint              | 202000 | 5415182100 | NR       | NR    | 12,500    |
| 1.00  | 35313 | BBCW L31E #5b-Rec & Facility Maint                 | 202002 | 5415182100 | NR       | NR    | 5,000     |
| 1.00  | 35068 | Brady FEB-Recreation Facility Maint                | 202000 | 5415182100 | NR       | NR    | 12,500    |
| 1.00  | 35131 | CEPP S S356E PS-S356E Boat Ramp Maint              | 202002 | 5415182100 | NR       | NR    | 10,000    |
| 1.00  | 35067 | Grassy FEB-Recreation Facility Maint               | 202000 | 5415182100 | NR       | NR    | 12,500    |
| 1.00  | 35318 | Hicpo Enhnce PH1-Recreation Facility Mai           | 202000 | 5415182100 | NR       | NR    | 5,000     |
| 1.00  | 35066 | Kiss Rest Eval-Recreation Facility Maint           | 202000 | 5415182100 | NR       | NR    | 12,500    |
| 1.00  | 35182 | Lksd R STA PH1 N-Recreation Facility Mai           | 202000 | 5415182100 | NR       | NR    | 12,500    |
| 1.00  | 15583 | Nubbin Slough - Rec & Facility Maint               | 202000 | 5415182100 | NR       | NR    | 9,000     |
| 1.00  | 13657 | Recreation STA Facil & Grnds Maintenance           | 202000 | 5415182100 | NR       | NR    | 55,000    |
| 1.00  | 27142 | Recreation Site 1 Facilitiy Development            | 213000 | 5415182100 | NR       | 85    | 8,000     |
| 1.00  | 27143 | Recreation Site 1 Maintenance                      | 213000 | 5415182100 | NR       | 85    | 17,000    |
| 1.00  | 35065 | WERP L28 S Cul-Recreation Facility Maint           | 202000 | 5415182100 | NR       | NR    | 12,500    |
| 13.00 |       | Total 531100 - Cont Serv - General Maintenance     |        |            |          |       | \$184,000 |
| 1.00  | 35085 | 10 Mi Creek-FWC Law Enforcement Support            | 202000 | 5415182100 | NR       | NR    | 13,000    |
| 1.00  | 35092 | 8.5 SMA Mod-FWC Law Enforcement                    | 202002 | 5415182100 | NR       | 3003  | 13,800    |
| 1.00  | 35084 | Brady FEB-FWC Law Enforcement Support              | 202000 | 5415182100 | NR       | NR    | 13,000    |
| 1.00  | 15573 | FWC Law Enforce-C-9 & C-11 IMP(Grant 85)           | 213000 | 5415182100 | NR       | 85    | 25,000    |
| 1.00  | 15572 | FWC Law Enforce-Critical CREW (Grant 87)           | 213000 | 5415182100 | NR       | 87    | 40,000    |
| 1.00  | 15575 | FWC Law Enforce-Grassy Isle (Grant 87)             | 213000 | 5415182100 | NR       | 87    | 14,331    |
| 1.00  | 15770 | FWC Law Enforce-Grassy Isle (Grant 87)             | 213000 | 5415182100 | NR       | 87    | 669       |
| 1.00  | 27146 | FWC Law Enforce-Lake Marion Creek                  | 204001 | 5415182100 | NR       | NR    | 1,155     |
| 1.00  | 27144 | FWC Law Enforce-Lake Marion Creek                  | 204001 | 5415182100 | NR       | NR    | 18,845    |
| 1.00  | 16092 | FWC Law Enforcement - Allapattah                   | 222000 | 5415182100 | NR       | 95    | 20,000    |
| 1.00  | 15561 | FWC Law Enforcement - Lox Bank                     | 211016 | 5415182100 | NR       | NR    | 15,000    |
| 1.00  | 15562 | FWC Law Enforcement - Pennsuco                     | 211021 | 5415182100 | NR       | NR    | 20,000    |
| 1.00  | 27145 | FWC Law Enforcement - Reedy Creek                  | 204001 | 5415182100 | NR       | NR    | 13,800    |

LAND STEWARDSHIP

AA03 PUBLIC USE AND SECURITY

| Qty   | Item  | Name   | Fund   | FundCenter | Fund Prg | Grant | Amount      |
|-------|-------|--|--------|------------|----------|-------|-------------|
| 1.00  | 13289 | FWC Law Enforcement - STA Security               | 202000 | 5415182100 | NR       | NR    | 60,000      |
| 1.00  | 15585 | FWC Law Enforcement - Southern Glades            | 202000 | 5415182100 | NR       | NR    | 25,000      |
| 1.00  | 15206 | FWC Law Enforcement-Crew                         | 203000 | 5415182100 | NR       | NR    | 50,000      |
| 1.00  | 15795 | FWC Law Enforcement-Lox River                    | 202000 | 5415182100 | NR       | NR    | 10,000      |
| 1.00  | 15584 | FWC Law Enforcement-Model Lands Matching         | 202000 | 5415182100 | NR       | NR    | 15,000      |
| 1.00  | 15560 | FWC Law Enforcement-Shingle Creek                | 211025 | 5415182100 | NR       | NR    | 30,000      |
| 1.00  | 35083 | Grassy FEB-FWC Law Enforcement Support           | 202000 | 5415182100 | NR       | NR    | 13,000      |
| 1.00  | 35094 | Hicpo Enhnce PH1-FWC Law Enforcement             | 202000 | 5415182100 | NR       | NR    | 13,800      |
| 1.00  | 35082 | Kiss Rest Eval-FWC Law Enforcement Suppo         | 202000 | 5415182100 | NR       | NR    | 13,000      |
| 1.00  | 35095 | Lksd R STA PH1 N-FWC Law Enforcement             | 202000 | 5415182100 | NR       | NR    | 13,800      |
| 1.00  | 24702 | Martin County SO Law Enforcement Dupuis          | 225000 | 5415182100 | NR       | 9350  | 7,000       |
| 1.00  | 15533 | Miami Dade - Model Lands Reimbursement           | 204000 | 5415182100 | NR       | NR    | 15,000      |
| 1.00  | 13354 | Security Services C-23 North ROW                 | 202000 | 5415182100 | NR       | NR    | 4,000       |
| 1.00  | 35081 | WERP L28 S Cul-FWC Law Enforcement Suppo         | 202000 | 5415182100 | NR       | NR    | 13,000      |
| 27.00 |       | Total 531102 - Cont Serv - Security Services     |        |            |          |       | \$491,200   |
| 1.00  | 15296 | Boundary & Entrance Signage                      | 204000 | 5415182100 | NR       | NR    | 7,000       |
| 1.00  | 13259 | Recreation Trailhead & Campground Maint.         | 204000 | 5415182100 | NR       | NR    | 28,750      |
| 1.00  | 16055 | Recreation-Trailhead Facilities Upper La         | 225000 | 5415182100 | NR       | 9350  | 11,000      |
| 1.00  | 16075 | Volunteer Program Supplies                       | 225000 | 5415182100 | NR       | 9350  | 3,000       |
| 4.00  |       | Total 541500 - Oper Expense - Parts and Supplies |        |            |          |       | \$49,750    |
|       |       | Total PUBLIC USE AND SECURITY                    |        |            |          |       | \$1,393,346 |



LAND STEWARDSHIP

AA04 CONTRACTED LAND MANAGEMENT SERVICES

| Qty  | Item  | Name   | Fund   | FundCenter | Fund Prg | Grant | Amount    |
|------|-------|--|--------|------------|----------|-------|-----------|
| 1.00 | 15797 | Land Mgmt Services - CREW Trust              | 203000 | 5415182100 | NR       | NR    | 50,000    |
| 1.00 | 15094 | Land Mgmt Services - CREW Trust              | 225000 | 5415182100 | NR       | 9350  | 109,272   |
| 2.00 |       | Total 530100 - Cont Serv - External Provider |        |            |          |       | \$159,272 |
| 1.00 | 34944 | IRL S C25 Res STA-Surface Water Manageme     | 202000 | 5415182100 | NR       | NR    | 25,000    |
| 1.00 | 34945 | IRL S C25 Res STA-Surface Water Manageme     | 202000 | 5415182100 | NR       | NR    | 25,000    |
| 1.00 | 34210 | LOWRP IP-Surface Water Management            | 202000 | 5415182100 | NR       | NR    | 2,000     |
| 1.00 | 15207 | Land Mgmt Serv. (FWC)-Crew                   | 203000 | 5415182100 | NR       | NR    | 49,000    |
| 1.00 | 16057 | Land Mgmt Svcs Lox Mitigation Bank           | 211016 | 5415182100 | NR       | NR    | 325,000   |
| 1.00 | 15210 | Land Mgmt Svcs (FWC) - CREW                  | 204000 | 5415182100 | NR       | NR    | 24,500    |
| 1.00 | 15539 | Land Mgmt Svcs (FWC) - CREW (Grant 87)       | 213000 | 5415182100 | NR       | 87    | 24,500    |
| 1.00 | 15098 | Land Mgmt Svcs - FWC - Dupuis                | 204001 | 5415182100 | NR       | NR    | 91,000    |
| 1.00 | 27661 | Land Mgmt Svcs Corkscrew Mitigation Bank     | 211005 | 5415182100 | NR       | NR    | 200,000   |
| 9.00 |       | Total 530200 - Cont Serv - Land Management   |        |            |          |       | \$766,000 |
|      |       | Total CONTRACTED LAND MANAGEMENT SERVICES    |        |            |          |       | \$925,272 |

LAND STEWARDSHIP

| AA05 |       | RESTORATION AND MONITORING              |        |            |  |       |             |  |
|------|-------|---|--------|------------|--|-------|-------------|--|
| Qty  | Item  | Name                                    | Fund   | FundCenter | Fund Prg   | Grant | Amount      |  |
| 6.80 |       | Total                                   | 510100 | -          | Salaries and Wages - Regular                     |       | \$513,615   |  |
| 6.80 |       | Total                                   | 520900 | -          | Fringe Benefits - FICA Taxes Employer Share      |       | \$39,290    |  |
| 6.80 |       | Total                                   | 521010 | -          | Fringe Benefits - FRS Retirement Contrib         |       | \$73,075    |  |
| 6.80 |       | Total                                   | 521110 | -          | Fringe Benefits - Medical Insurance              |       | \$112,380   |  |
| 6.80 |       | Total                                   | 521120 | -          | Fringe Benefits - Dental Insurance               |       | \$8,296     |  |
| 6.80 |       | Total                                   | 521130 | -          | Fringe Benefits - Vision Insurance               |       | \$932       |  |
| 6.80 |       | Total                                   | 521140 | -          | Fringe Benefits - Accidental Death Dismemberment |       | \$107       |  |
| 6.80 |       | Total                                   | 521150 | -          | Fringe Benefits - Long-Term Disability           |       | \$1,360     |  |
| 6.80 |       | Total                                   | 521160 | -          | Fringe Benefits - Life Insurance                 |       | \$1,706     |  |
| 9.00 |       | Total                                   | 529990 | -          | Fringe Benefits - Other Personnel Benefits       |       | \$23,246    |  |
| 1.00 | 34933 | Faka U PS-T&E Monitoring - Manatee      | 101002 | 4411161000 | NR   | 3008  | 79,104      |  |
| 1.00 | 34952 | Merritt PS-T&E Monitor - Wading Birds   | 101002 | 4411161000 | NR   | 3008  | 27,037      |  |
| 1.00 | 34937 | Merritt PS-T&E Monitoring - Manatee     | 101002 | 4411161000 | NR   | 3008  | 80,686      |  |
| 1.00 | 34860 | IRL S PH2 Allap-Hydraulic modeling      | 202000 | 5415182100 | NR   | NR    | 200,000     |  |
| 1.00 | 34828 | IRL S PH2 Allap-Terrestrial restoration | 202000 | 5415182100 | NR   | NR    | 100,000     |  |
| 1.00 | 19343 | Lake Belt Monitoring                    | 219000 | 5415182100 | NR   | NR    | 300,000     |  |
| 1.00 | 19343 | Lake Belt Monitoring                    | 219000 | 5415182100 | 100835   | 109   | 300,000     |  |
| 7.00 |       | Total                                   | 530100 | -          | Cont Serv - External Provider                    |       | \$1,086,827 |  |
| 1.00 | 35523 | Pennsuco - LTM Willing Seller           | 701021 | 5415182000 | NR   | NR    | 28,880      |  |
| 1.00 | 35522 | Pennsuco - LTM Willing Seller           | 211021 | 5415182000 | NR   | NR    | 36,301      |  |
| 2.00 |       | Total                                   | 530200 | -          | Cont Serv - Land Management                      |       | \$65,181    |  |
| 1.00 | 33623 | Cypress Creek Wetland Restoration Proj  | 214004 | 5415182100 | 101359   | 8008  | 279,900     |  |

LAND STEWARDSHIP

AA05 RESTORATION AND MONITORING

| Qty  | Item  | Name   | Fund   | FundCenter | Fund Prg | Grant | Amount      |
|------|-------|--|--------|------------|----------|-------|-------------|
| 1.00 | 33624 | Cypress Crk Habitat Rest/Enh Grant                   | 214001 | 5415182100 | 101359   | NR    | 300,000     |
| 1.00 | 15891 | C-139 Annex Restoration                              | 219000 | 5613222000 | 100835   | 109   | 164,591     |
| 1.00 | 24226 | C-139 Annex Restoration                              | 219000 | 5613222000 | 100835   | 109   | 2,000,000   |
| 4.00 |       | Total 530600 - Cont Serv - Maintenance and Repairs   |        |            |          |       | \$2,744,491 |
| 1.00 | 22712 | Habitat Restoration Reforestation                    | 204001 | 5415182100 | NR       | NR    | 33,200      |
| 1.00 |       | Total 541500 - Oper Expense - Parts and Supplies     |        |            |          |       | \$33,200    |
| 1.00 | 24230 | C-139 Land Management                                | 419000 | 5415182100 | NR       | NR    | 69,542      |
| 1.00 | 15591 | C-139 Annex Restoration                              | 419000 | 5613222000 | 100835   | 110   | 5,000,000   |
| 2.00 |       | Total 580740 - Capital Outlay - AUC Site Preparation |        |            |          |       | \$5,069,542 |
|      |       | Total RESTORATION AND MONITORING                     |        |            |          |       | \$9,773,248 |



LAND STEWARDSHIP

| AA09 | LAND STEWARDSHIP LEASING |                          |   |  | Fund | FundCenter | Fund Prg | Grant | Amount    |
|------|--------------------------|--------------------------|---|--|------|------------|----------|-------|-----------|
| Qty  | Item                     | Name                     |   |  |      |            |          |       |           |
| 2.25 | Total                    | 510100                   | - | Salaries and Wages - Regular                     |      |            |          |       | \$184,996 |
| 2.25 | Total                    | 520900                   | - | Fringe Benefits - FICA Taxes Employer Share      |      |            |          |       | \$14,153  |
| 2.25 | Total                    | 521010                   | - | Fringe Benefits - FRS Retirement Contrib         |      |            |          |       | \$27,045  |
| 2.25 | Total                    | 521110                   | - | Fringe Benefits - Medical Insurance              |      |            |          |       | \$36,868  |
| 2.25 | Total                    | 521120                   | - | Fringe Benefits - Dental Insurance               |      |            |          |       | \$2,745   |
| 2.25 | Total                    | 521130                   | - | Fringe Benefits - Vision Insurance               |      |            |          |       | \$309     |
| 2.25 | Total                    | 521140                   | - | Fringe Benefits - Accidental Death Dismemberment |      |            |          |       | \$35      |
| 2.25 | Total                    | 521150                   | - | Fringe Benefits - Long-Term Disability           |      |            |          |       | \$450     |
| 2.25 | Total                    | 521160                   | - | Fringe Benefits - Life Insurance                 |      |            |          |       | \$579     |
|      | Total                    | LAND STEWARDSHIP LEASING |   |  |      |            |          |       | \$267,180 |

LAND STEWARDSHIP

AA11 EQUIPMENT & INFRASTRUCTURE MAINTENANCE

| Qty  | Item  | Name                                  | Fund   | FundCenter | Fund Prg   | Grant | Amount    |
|------|-------|---------------------------------------|--------|------------|--|-------|-----------|
| 3.85 |       | Total                                 | 510100 | -          | Salaries and Wages - Regular                     |       | \$231,418 |
| 3.85 |       | Total                                 | 520900 | -          | Fringe Benefits - FICA Taxes Employer Share      |       | \$17,704  |
| 3.85 |       | Total                                 | 521010 | -          | Fringe Benefits - FRS Retirement Contrib         |       | \$34,155  |
| 3.85 |       | Total                                 | 521110 | -          | Fringe Benefits - Medical Insurance              |       | \$63,089  |
| 3.85 |       | Total                                 | 521120 | -          | Fringe Benefits - Dental Insurance               |       | \$4,697   |
| 3.85 |       | Total                                 | 521130 | -          | Fringe Benefits - Vision Insurance               |       | \$529     |
| 3.85 |       | Total                                 | 521140 | -          | Fringe Benefits - Accidental Death Dismemberment |       | \$61      |
| 3.85 |       | Total                                 | 521150 | -          | Fringe Benefits - Long-Term Disability           |       | \$770     |
| 3.85 |       | Total                                 | 521160 | -          | Fringe Benefits - Life Insurance                 |       | \$939     |
| 1.00 | 14196 | Fencing - Kissimmee River             | 204001 | 5415182100 | NR   | NR    | 51,500    |
| 1.00 | 15577 | Road Maint - Grassy Island (Grant 87) | 213000 | 5415182100 | NR   | 87    | 25,000    |
| 2.00 |       | Total                                 | 530116 | -          | Cont Serv - Road Grading Services                |       | \$76,500  |
| 1.00 | 13296 | Septic / Water Services- DuPuis       | 202000 | 5415182100 | NR   | NR    | 5,000     |
| 1.00 | 13297 | Septic/ Water Services - Kiss/Okee    | 202000 | 5415182100 | NR   | NR    | 5,000     |
| 2.00 |       | Total                                 | 530121 | -          | Cont Serv - Water and Sewer Services             |       | \$10,000  |
| 1.00 | 16070 | Land Mgmt Services - DOC - Martin     | 202000 | 5415182100 | NR   | NR    | 58,000    |
| 1.00 | 13254 | Land Mgmt Services - DOC - Okeechobee | 202000 | 5415182100 | NR   | NR    | 58,000    |
| 2.00 |       | Total                                 | 530200 | -          | Cont Serv - Land Management                      |       | \$116,000 |
| 1.00 | 12446 | Dupuis Reserve - A/C Maintenance      | 202000 | 2111109200 | NR   | NR    | 2,450     |
| 1.00 | 12439 | Dupuis Reserve-General Maintenance    | 202000 | 2111109200 | NR   | NR    | 3,150     |
| 1.00 | 35128 | Allapattah Rest-Canal Maintenance     | 202000 | 5415182100 | NR   | NR    | 10,000    |
| 1.00 | 35185 | Allapattah Rest-Fence Maintenance     | 202000 | 5415182100 | NR   | NR    | 7,500     |

LAND STEWARDSHIP

AA11 EQUIPMENT & INFRASTRUCTURE MAINTENANCE

| Qty   | Item  | Name   | Fund   | FundCenter | Fund Prg | Grant | Amount    |
|-------|-------|--|--------|------------|----------|-------|-----------|
| 1.00  | 35307 | Allapattah Rest-Road and Berm Maint                    | 202000 | 5415182100 | NR       | NR    | 5,000     |
| 1.00  | 24677 | Canal & Culvert Maint - C139 (Non-Proj)                | 204000 | 5415182100 | NR       | NR    | 50,000    |
| 1.00  | 21712 | Canal & Culvert Maint - Southern CREW                  | 213000 | 5415182100 | NR       | 87    | 91,979    |
| 1.00  | 27260 | Canal & Culvert Maint - Southern CREW                  | 213000 | 5415182100 | NR       | 87    | 8,021     |
| 1.00  | 16093 | Canal BMP Maint- C23/C24                               | 222000 | 5415182100 | NR       | 95    | 30,000    |
| 1.00  | 15294 | Canal Maint.-Allapattah (Grant 95)                     | 222000 | 5415182100 | NR       | 95    | 40,000    |
| 1.00  | 15794 | Canal Maint.-Trail Ridge                               | 202000 | 5415182100 | NR       | NR    | 3,600     |
| 1.00  | 23962 | Canal Maintenance - Culvert Replacement                | 204001 | 5415182100 | NR       | NR    | 9,057     |
| 1.00  | 24672 | Canal Maintenance - Culvert Replacement                | 204001 | 5415182100 | NR       | NR    | 40,943    |
| 1.00  | 34214 | LOWRP IP-Road and Berm Maint                           | 202000 | 5415182100 | NR       | NR    | 2,000     |
| 1.00  | 22780 | Lake Belt L-30 Structure Maintenance                   | 219000 | 5415182100 | NR       | NR    | 45,000    |
| 15.00 |       | Total 530600 - Cont Serv - Maintenance and Repairs     |        |            |          |       | \$348,700 |
| 1.00  | 15791 | Shingle Creek Fleet                                    | 211025 | 5111172000 | NR       | NR    | 1,800     |
| 1.00  |       | Total 530608 - Cont Serv - Maint & Repairs - Vehicles  |        |            |          |       | \$1,800   |
| 1.00  | 13327 | Equipment Repair - DuPuis (non-fleet)                  | 202000 | 5415182100 | NR       | NR    | 13,500    |
| 1.00  | 13257 | Equipment Repair - Homestead                           | 202000 | 5415182100 | NR       | NR    | 5,000     |
| 1.00  | 13258 | Equipment Repair - Kissimmee                           | 202000 | 5415182100 | NR       | NR    | 10,000    |
| 1.00  | 13493 | Equipment Repair - Upper Lakes                         | 202000 | 5415182100 | NR       | NR    | 5,000     |
| 1.00  | 15548 | Equipment Repair- CREW (Grant 87)                      | 213000 | 5415182100 | NR       | 87    | 10,000    |
| 1.00  | 15208 | Equipment Repair-Crew                                  | 203000 | 5415182100 | NR       | NR    | 10,000    |
| 6.00  |       | Total 530611 - Cont Serv - Maint and Repairs Equipment |        |            |          |       | \$53,500  |
| 1.00  | 14188 | Fencing-Upper Lakes                                    | 202000 | 5415182100 | NR       | NR    | 38,500    |
| 1.00  | 13263 | Janitorial / Bldg Maint -- CREW                        | 202000 | 5415182100 | NR       | NR    | 15,000    |
| 1.00  | 13264 | Janitorial / Bldg Maint -- DuPuis & Alla               | 202000 | 5415182100 | NR       | NR    | 34,500    |
| 3.00  |       | Total 531100 - Cont Serv - General Maintenance         |        |            |          |       | \$88,000  |
| 1.00  | 35132 | 8.5 SMA Mod-Solid Waste Removal                        | 202002 | 5415182100 | NR       | 3003  | 10,000    |
| 1.00  | 15048 | Dumpster/Waste Disposal Service                        | 202000 | 5415182100 | NR       | NR    | 12,500    |
| 1.00  | 15550 | Solid Waste Removal Site 1 (Grant 85)                  | 213000 | 5415182100 | NR       | 85    | 15,000    |
| 1.00  | 20901 | Solid Waste-Critical CREW/C43 (Grant 87)               | 213000 | 5415182100 | NR       | 87    | 5,000     |
| 1.00  | 13658 | Solid Waste/Demolition-All Region                      | 202000 | 5415182100 | NR       | NR    | 35,300    |
| 5.00  |       | Total 531103 - Cont Serv - Waste Disposal Services     |        |            |          |       | \$77,800  |



LAND STEWARDSHIP

AA11 EQUIPMENT & INFRASTRUCTURE MAINTENANCE

| Qty   | Item  | Name   | Fund   | FundCenter | Fund Prg | Grant | Amount    |
|-------|-------|--|--------|------------|----------|-------|-----------|
| 1.00  | 30721 | Bird Rookery Culvert Replacement                     | 203000 | 5415182100 | NR       | NR    | 25,000    |
| 1.00  | 13340 | Fencing Parts - Kiss/Okee                            | 202000 | 5415182100 | NR       | NR    | 15,000    |
| 1.00  | 24666 | Fencing Materials - Upper Lakes                      | 202000 | 5415182100 | NR       | NR    | 10,000    |
| 1.00  | 16074 | Road & Const Material - DuPuis & Allapat             | 225000 | 5415182100 | NR       | 9350  | 5,000     |
| 1.00  | 15567 | Road & Const Materials - Beltway Mit                 | 211025 | 5415182100 | NR       | NR    | 7,000     |
| 1.00  | 24676 | Road & Const Materials - C139 (Non-Proj)             | 204000 | 5415182100 | NR       | NR    | 10,000    |
| 1.00  | 15568 | Road & Const Materials - CREW                        | 211004 | 5415182100 | NR       | NR    | 6,000     |
| 1.00  | 14213 | Road & Const Materials- Everglades                   | 202000 | 5415182100 | NR       | NR    | 5,000     |
| 1.00  | 16202 | Road & Const Materials- Rolling Meadows              | 211023 | 5415182100 | NR       | NR    | 5,000     |
| 1.00  | 14207 | Road & Const Materials-Lumber Kiss/Okee              | 202000 | 5415182100 | NR       | NR    | 5,000     |
| 1.00  | 14208 | Road & Const Materials-Upper Lakes                   | 202000 | 5415182100 | NR       | NR    | 7,200     |
| 11.00 |       | Total 541300 - Oper Expense - Construction Materials |        |            |          |       | \$100,200 |
| 1.00  | 33501 | Safety Shoes   | 202000 | 5415182100 | NR       | NR    | 800       |
| 1.00  |       | Total 541302 - Oper Expense - Safety Shoes           |        |            |          |       | \$800     |
| 1.00  | 33502 | Non_safety Shoes                                     | 202000 | 5415182100 | NR       | NR    | 1,200     |
| 1.00  |       | Total 541303 - Operating Expense - Non-Safety Shoes  |        |            |          |       | \$1,200   |
| 1.00  | 15569 | Small Tools & Equip-Shingle Creek                    | 211025 | 5415182100 | NR       | NR    | 5,000     |
| 1.00  | 14216 | Small Tools & Equipment-All Regions                  | 202000 | 5415182100 | NR       | NR    | 9,000     |
| 2.00  |       | Total 541400 - Oper Expense - Tools/Equipment/PPE    |        |            |          |       | \$14,000  |
| 1.00  | 14218 | Dupuis Facility Supplies                             | 202000 | 5415182100 | NR       | NR    | 1,800     |
| 1.00  | 13337 | Equip, Parts & Supplies - All Regions                | 202000 | 5415182100 | NR       | NR    | 36,448    |
| 2.00  |       | Total 541500 - Oper Expense - Parts and Supplies     |        |            |          |       | \$38,248  |
| 1.00  | 15792 | Shingle Creek Fleet                                  | 211025 | 5111172000 | NR       | NR    | 700       |
| 1.00  |       | Total 541502 - Oper Expense - Parts,Supp - Fleet     |        |            |          |       | \$700     |
| 1.00  | 15570 | Equipment Rental - CREW                              | 211004 | 5415182100 | NR       | NR    | 15,000    |
| 1.00  | 13293 | Equipment Rental - DuPuis & Allapattah               | 202000 | 5415182100 | NR       | NR    | 5,000     |
| 1.00  | 14221 | Equipment Rental-Upper Lakes                         | 202000 | 5415182100 | NR       | NR    | 8,000     |
| 3.00  |       | 541600 - Oper Expense - Rent/Lease Equipment         |        |            |          |       | \$28,000  |

LAND STEWARDSHIP

AA11 EQUIPMENT & INFRASTRUCTURE MAINTENANCE

| Qty  | Item  | Name                              | Fund                                   | FundCenter | Fund Prg                            | Grant | Amount   |             |
|------|-------|-----------------------------------|--|------------|-------------------------------------|-------|----------|-------------|
|      |       | Total                             | 541600                                 | -          | Oper Expense - Rent/Lease Equipment |       |          |             |
| 1.00 | 15579 | Electric-Echerd Youth             | 202000                                 | 5415182100 | NR                                  | NR    | 4,200    |             |
| 1.00 | 13662 | Electrical Services - All Regions | 202000                                 | 5415182100 | NR                                  | NR    | 30,000   |             |
| 2.00 |       | Total                             | 543701                                 | -          | Oper Expense - Electrical Service   |       | \$34,200 |             |
|      |       | Total                             | EQUIPMENT & INFRASTRUCTURE MAINTENANCE |            |                                     |       |          | \$1,343,010 |

LAND STEWARDSHIP

| AA12 | MECHANICAL VEGETATION CONTROL |                                    |        |  | Fund   | FundCenter | Fund Prg | Grant | Amount   |
|------|-------------------------------|------------------------------------|--------|--|--------|------------|----------|-------|----------|
| Qty  | Item                          | Name                               |        |  |        |            |          |       |          |
| 1.60 |                               | Total                              | 510100 | - Salaries and Wages - Regular                     |        |            |          |       | \$92,379 |
| 1.60 |                               | Total                              | 520900 | - Fringe Benefits - FICA Taxes Employer Share      |        |            |          |       | \$7,068  |
| 1.60 |                               | Total                              | 521010 | - Fringe Benefits - FRS Retirement Contrib         |        |            |          |       | \$13,458 |
| 1.60 |                               | Total                              | 521110 | - Fringe Benefits - Medical Insurance              |        |            |          |       | \$26,219 |
| 1.60 |                               | Total                              | 521120 | - Fringe Benefits - Dental Insurance               |        |            |          |       | \$1,952  |
| 1.60 |                               | Total                              | 521130 | - Fringe Benefits - Vision Insurance               |        |            |          |       | \$220    |
| 1.60 |                               | Total                              | 521140 | - Fringe Benefits - Accidental Death Dismemberment |        |            |          |       | \$22     |
| 1.60 |                               | Total                              | 521150 | - Fringe Benefits - Long-Term Disability           |        |            |          |       | \$320    |
| 1.60 |                               | Total                              | 521160 | - Fringe Benefits - Life Insurance                 |        |            |          |       | \$390    |
| 1.00 | 27141                         | Road Maintenance - CREW            |        |  | 204001 | 5415182100 | NR       | NR    | 6,500    |
| 1.00 |                               | Total                              | 530116 | - Cont Serv - Road Grading Services                |        |            |          |       | \$6,500  |
| 1.00 | 24678                         | Levee/AGI Mowing - C139 (Non Proj) |        |  | 204000 | 5415182100 | NR       | NR    | 45,000   |
| 1.00 | 15536                         | Veg Mgmt - Bellalago               |        |  | 211001 | 5415182100 | NR       | NR    | 5,000    |
| 1.00 | 15543                         | Veg Mgmt - Grassy Island(Grant 87) |        |  | 213000 | 5415182100 | NR       | 87    | 25,000   |
| 1.00 | 15538                         | Veg Mgmt - Lake Marion/Reedy Creek |        |  | 211025 | 5415182100 | NR       | NR    | 40,000   |
| 1.00 | 15535                         | Veg Mgmt - Shingle Creek           |        |  | 211025 | 5415182100 | NR       | NR    | 10,000   |
| 1.00 | 27259                         | Veg Mgmt - Site 1 (Grant 85)       |        |  | 213000 | 5415182100 | NR       | 85    | 1,551    |
| 1.00 | 24671                         | Veg Mgmt - Site 1 (Grant 85)       |        |  | 213000 | 5415182100 | NR       | 85    | 73,449   |
| 1.00 | 15537                         | Veg Mgmt - Southern Glades         |        |  | 211026 | 5415182100 | NR       | NR    | 38,000   |
| 1.00 | 15047                         | Veg Mgt- Allapattah                |        |  | 204000 | 5415182100 | NR       | NR    | 20,000   |
| 1.00 | 14189                         | Veg Mgt- Kissimmee/Okeechobee      |        |  | 204000 | 5415182100 | NR       | NR    | 15,000   |
| 1.00 | 14190                         | Veg Mgt- Upper Lakes               |        |  | 202000 | 5415182100 | NR       | NR    | 30,000   |
| 1.00 | 22714                         | Vegetation Mgmt - Echerd & Lemkin  |        |  | 204000 | 5415182100 | NR       | NR    | 10,000   |
| 1.00 | 16197                         | Vegetation Mgmt- Rolling Meadows   |        |  | 211023 | 5415182100 | NR       | NR    | 10,000   |
| 1.00 | 24701                         | Vegetation Mgmt-Frog Pond          |        |  | 225000 | 5415182100 | NR       | 9350  | 5,000    |

LAND STEWARDSHIP

AA12 MECHANICAL VEGETATION CONTROL

| Qty   | Item  | Name   | Fund   | FundCenter | Fund Prg | Grant | Amount    |
|-------|-------|--|--------|------------|----------|-------|-----------|
| 1.00  | 15554 | Vegetation Mgmt-Nubbin Slough                            | 202000 | 5415182100 | NR       | NR    | 5,000     |
| 1.00  | 15552 | Vegetation Mgmt-Southern Glades                          | 225000 | 5415182100 | NR       | 9350  | 15,000    |
| 16.00 |       | Total 530200 - Cont Serv - Land Management               |        |            |          |       | \$348,000 |
| 1.00  | 34947 | C111 CSSS-Veg Mgmt (Non-Reimburs)                        | 202002 | 5415182100 | NR       | 3002  | 25,000    |
| 1.00  |       | Total 530301 - Cont Serv - Terrestrial Spraying          |        |            |          |       | \$25,000  |
| 1.00  | 35126 | 8.5 SMA Mod-Mechanical Veg. Mgmt.                        | 202000 | 5415182100 | NR       | NR    | 10,000    |
| 1.00  | 35035 | Hicpo Enhnce PH1-Mechanical Veg. Mgmt.                   | 202000 | 5415182100 | NR       | NR    | 20,000    |
| 1.00  | 35127 | IRL S PH2 Pal W-Mechanical Veg. Mgmt.                    | 202000 | 5415182100 | NR       | NR    | 10,000    |
| 1.00  | 34962 | LOWRP IP-Mechanical Veg. Mgmt.                           | 202000 | 5415182100 | NR       | NR    | 30,000    |
| 1.00  | 34961 | LRWRP FW3-Mechanical Veg. Mgmt.                          | 202000 | 5415182100 | NR       | NR    | 30,000    |
| 5.00  |       | Total 530400 - Cont Serv - Mechanical Aquatic Harvesting |        |            |          |       | \$100,000 |
|       |       | Total MECHANICAL VEGETATION CONTROL                      |        |            |          |       | \$621,528 |





LAND STEWARDSHIP

| AC06 | TAXES |       |      |            |          |       |  |  |        |
|------|-------|-------|------|------------|----------|-------|--|--|--------|
| Qty  | Item  | Name  | Fund | FundCenter | Fund Prg | Grant |  |  | Amount |
|      |       | Total |      |            |          |       |  |  |        |

LAND STEWARDSHIP

| AC07  | ADMINISTRATION |   | Fund   | FundCenter | Fund Prg | Grant | Amount      |
|-------|----------------|---|--------|------------|----------|-------|-------------|
| Qty   | Item           | Name  |        |            |          |       |             |
| 12.60 | Total          | 510100 - Salaries and Wages - Regular                     |        |            |          |       | \$1,125,536 |
| 12.60 | Total          | 520900 - Fringe Benefits - FICA Taxes Employer Share      |        |            |          |       | \$86,104    |
| 12.60 | Total          | 521010 - Fringe Benefits - FRS Retirement Contrib         |        |            |          |       | \$198,208   |
| 12.60 | Total          | 521110 - Fringe Benefits - Medical Insurance              |        |            |          |       | \$219,318   |
| 12.60 | Total          | 521120 - Fringe Benefits - Dental Insurance               |        |            |          |       | \$15,372    |
| 12.60 | Total          | 521130 - Fringe Benefits - Vision Insurance               |        |            |          |       | \$1,725     |
| 12.60 | Total          | 521140 - Fringe Benefits - Accidental Death Dismemberment |        |            |          |       | \$189       |
| 12.60 | Total          | 521150 - Fringe Benefits - Long-Term Disability           |        |            |          |       | \$2,520     |
| 12.60 | Total          | 521160 - Fringe Benefits - Life Insurance                 |        |            |          |       | \$3,197     |
| 1.00  | 15783          | Contractual Expenses                                      | 101000 | 3510144000 | NR       | NR    | 25,000      |
| 1.00  | Total          | 530100 - Cont Serv - External Provider                    |        |            |          |       | \$25,000    |
| 1.00  | 16068          | Advertising for Leases & Surplus                          | 202000 | 3510144000 | NR       | NR    | 8,000       |
| 1.00  | Total          | 530105 - Cont Serv - Advertising Services                 |        |            |          |       | \$8,000     |
| 1.00  | 14293          | Maintenance and Repairs                                   | 202000 | 3510144000 | NR       | NR    | 200,000     |
| 1.00  | Total          | 530600 - Cont Serv - Maintenance and Repairs              |        |            |          |       | \$200,000   |
| 1.00  | 13353          | Records Prep/Retention/Recordation                        | 202000 | 3510144000 | NR       | NR    | 1,350       |
| 1.00  | 15060          | Title Info Service  | 101000 | 3510144000 | NR       | NR    | 45,000      |
| 1.00  | 13356          | Title Services/Other County Records                       | 202000 | 3510144000 | NR       | NR    | 4,050       |
| 3.00  | Total          | 530900 - Cont Serv - Professional                         |        |            |          |       | \$50,400    |
| 1.00  | 15587          | Appraisals (Leasing & Surplus)                            | 202000 | 3510144000 | NR       | NR    | 103,094     |

LAND STEWARDSHIP

AC07 ADMINISTRATION

| Qty  | Item  | Name  | Fund   | FundCenter | Fund Prg | Grant | Amount      |
|------|-------|---|--------|------------|----------|-------|-------------|
| 1.00 | 15458 | Appraisals (Leasing & Surplus)                                    | 222000 | 3510144000 | NR       | 95    | 200         |
| 1.00 | 15456 | Appraisals (Leasing & Surplus)                                    | 204000 | 3510144000 | NR       | NR    | 6,400       |
| 3.00 |       | Total 530921 - Cont Serv - Non Capital Appraisal Fees             |        |            |          |       | \$109,694   |
| 1.00 | 15589 | Environmental Assessment for Leases                               | 202000 | 3510144000 | NR       | NR    | 25,000      |
| 1.00 | 15455 | Environmental Assessment for Leases                               | 204000 | 3510144000 | NR       | NR    | 3,000       |
| 2.00 |       | Total 530922 - Cont Serv - Non Capital Env Risk Assessment        |        |            |          |       | \$28,000    |
| 1.00 | 16296 | Waste & Stormwater Fees   | 204001 | 3510144000 | NR       | NR    | 7,000       |
| 1.00 |       | Total 531103 - Cont Serv - Waste Disposal Services                |        |            |          |       | \$7,000     |
| 1.00 | 13733 | Parts, Supplies & Expense - Office                                | 101000 | 3510144000 | NR       | NR    | 2,705       |
| 1.00 |       | Total 541510 - Oper Expense - Parts,Supp - Office                 |        |            |          |       | \$2,705     |
| 1.00 | 13734 | Appraisal License Renewal   | 101000 | 3510144000 | NR       | NR    | 2,974       |
| 1.00 |       | Total 541900 - Oper Expense - Other                               |        |            |          |       | \$2,974     |
| 1.00 | 15687 | Business Travel   | 101000 | 3510144000 | NR       | NR    | 2,839       |
| 1.00 |       | Total 542100 - Oper Expense - District Travel                     |        |            |          |       | \$2,839     |
| 1.00 | 13732 | Memberships & Dues  | 101000 | 3510144000 | NR       | NR    | 1,620       |
| 1.00 |       | Total 542310 - Oper Expense - Memberships, Dues and Fees          |        |            |          |       | \$1,620     |
| 1.00 | 33569 | Appraisals  | 404000 | 3510144000 | NR       | NR    | 102,239     |
| 1.00 |       | Total 580014 - Capital Outlay - Land Acquisition Associated Costs |        |            |          |       | \$102,239   |
|      |       | Total ADMINISTRATION  |        |            |          |       | \$2,192,640 |

LAND STEWARDSHIP

| AV02 | EQUIPMENT & INFRASTRUCTURE MAINTENANCE - FLEET |                                      |        |            |  |       |           |
|------|--|--------------------------------------|--------|------------|--|-------|-----------|
| Qty  | Item   | Name                                 | Fund   | FundCenter | Fund Prg   | Grant | Amount    |
| 2.10 |  | Total                                | 510100 | -          | Salaries and Wages - Regular                     |       | \$124,968 |
| 2.10 |  | Total                                | 520900 | -          | Fringe Benefits - FICA Taxes Employer Share      |       | \$9,560   |
| 2.10 |  | Total                                | 521010 | -          | Fringe Benefits - FRS Retirement Contrib         |       | \$17,490  |
| 2.10 |  | Total                                | 521110 | -          | Fringe Benefits - Medical Insurance              |       | \$34,408  |
| 2.10 |  | Total                                | 521120 | -          | Fringe Benefits - Dental Insurance               |       | \$2,562   |
| 2.10 |  | Total                                | 521130 | -          | Fringe Benefits - Vision Insurance               |       | \$286     |
| 2.10 |  | Total                                | 521140 | -          | Fringe Benefits - Accidental Death Dismemberment |       | \$35      |
| 2.10 |  | Total                                | 521150 | -          | Fringe Benefits - Long-Term Disability           |       | \$420     |
| 2.10 |  | Total                                | 521160 | -          | Fringe Benefits - Life Insurance                 |       | \$521     |
| 1.00 | 17314  | Equip & Infrastructure Maint - Fleet | 202000 | 5110171100 | NR   | NR    | 70,955    |
| 1.00 | 17355  | Equip & Infrastructure Maint - Fleet | 202000 | 5111172000 | NR   | NR    | 3,333     |
| 1.00 | 17819  | Equip/Infrast Maint-Fleet            | 202000 | 5111172000 | NR   | NR    | 1,115     |
| 1.00 | 17335  | Equip & Infrastructure Maint - Fleet | 202000 | 5210173100 | NR   | NR    | 5,219     |
| 1.00 | 17344  | Equip & Infrastructure Maint - Fleet | 202000 | 5211174000 | NR   | NR    | 8,303     |
| 1.00 | 17352  | Restoration & Monitoring - Fleet     | 202000 | 5211174000 | NR   | NR    | 2,185     |
| 1.00 | 17291  | Equip & Infrastructure Maint - Fleet | 202000 | 5311176000 | NR   | NR    | 6,295     |
| 1.00 | 17287  | Equip & Infrastructure Maint - Fleet | 202000 | 5312177000 | NR   | NR    | 632       |
| 8.00 |  | Total                                | 530608 | -          | Cont Serv - Maint & Repairs - Vehicles           |       | \$98,037  |
| 1.00 | 17451  | Equip & Infrastructure Maint - Fleet | 202000 | 5110171100 | NR   | NR    | 76        |
| 1.00 |  | Total                                | 531103 | -          | Cont Serv - Waste Disposal Services              |       | \$76      |
| 1.00 | 15615  | Equip & Infrastructure Maint - Fleet | 202000 | 5110171100 | NR   | NR    | 19,324    |
| 1.00 | 15447  | Equip & Infrastructure Maint - Fleet | 202000 | 5110171100 | NR   | NR    | 67,421    |
| 1.00 | 15440  | Equip & Infrastructure Maint - Fleet | 202000 | 5111172000 | NR   | NR    | 3,000     |

LAND STEWARDSHIP

| AV02 | EQUIPMENT & INFRASTRUCTURE MAINTENANCE - FLEET |  |        |            |          |       |           |
|------|--|--|--------|------------|----------|-------|-----------|
| Qty  | Item   | Name   | Fund   | FundCenter | Fund Prg | Grant | Amount    |
| 1.00 | 15441  | Equip & Infrastructure Maint - Fleet                             | 202000 | 5210173100 | NR       | NR    | 4,753     |
| 1.00 | 15408  | Equip & Infrastructure Maint - Fleet                             | 202000 | 5211174000 | NR       | NR    | 4,409     |
| 1.00 | 15409  | Equip & Infrastructure Maint - Fleet                             | 202000 | 5311176000 | NR       | NR    | 3,679     |
| 1.00 | 15616  | Equip & Infrastructure Maintenance                               | 202000 | 5312177000 | NR       | NR    | 13,540    |
| 1.00 | 15410  | Equip & Infrastructure Maintenance                               | 202000 | 5312177000 | NR       | NR    | 11,605    |
| 8.00 |  | Total 540030 - Oper Expense - Inventory Other Fuels              |        |            |          |       | \$127,731 |
| 1.00 | 17496  | Equip & Infrastructure Maint - Fleet                             | 202000 | 5110171100 | NR       | NR    | 2,644     |
| 1.00 | 30642  | Equip & Infrastructure Maint - Fleet                             | 202000 | 5111172000 | NR       | NR    | 800       |
| 2.00 |  | Total 540040 - Oper Expense - Inventory Oils/Lubricants/Solvents |        |            |          |       | \$3,444   |
| 1.00 | 30641  | Equip & Infrastructure Maint - Fleet                             | 202000 | 5111172000 | NR       | NR    | 200       |
| 1.00 |  | Total 540050 - Oper Expense - Inventory Parts and Supplies       |        |            |          |       | \$200     |
| 1.00 | 17771  | Equip & Infrastructure Maint - Fleet                             | 202000 | 5110171100 | NR       | NR    | 70,285    |
| 1.00 | 17820  | Equip & Infrastructure Maint - Fleet                             | 202000 | 5111172000 | NR       | NR    | 17,985    |
| 1.00 | 17796  | Equip & Infrastructure Maint - Fleet                             | 202000 | 5210173100 | NR       | NR    | 4,245     |
| 1.00 | 17807  | Equip & Infrastructure Maint - Fleet                             | 202000 | 5211174000 | NR       | NR    | 15,129    |
| 1.00 | 17815  | Restoration & Monitoring - Fleet                                 | 202000 | 5211174000 | NR       | NR    | 4,010     |
| 1.00 | 17745  | Equip & Infrastructure Maint - Fleet                             | 202000 | 5311176000 | NR       | NR    | 6,987     |
| 1.00 | 17741  | Equip & Infrastructure Maint - Fleet                             | 202000 | 5312177000 | NR       | NR    | 1,451     |
| 7.00 |  | Total 541502 - Oper Expense - Parts,Supp - Fleet                 |        |            |          |       | \$120,092 |
| 1.00 | 30643  | Equip & Infrastructure Maint - Fleet                             | 202000 | 5111172000 | NR       | NR    | 200       |
| 1.00 |  | Total 543800 - Oper Expense - Freight                            |        |            |          |       | \$200     |
|      |  | Total EQUIPMENT & INFRASTRUCTURE MAINTENANCE - FLEET             |        |            |          |       | \$540,030 |



LAND STEWARDSHIP

AV99 LAND STEWARDSHIP FLEET OVERHEAD

| Qty  | Item  | Name   | Fund   | FundCenter | Fund Prg | Grant | Amount  |
|------|-------|--|--------|------------|----------|-------|---------|
| 1.00 | 17471 | Land Stewardship Fleet Overhead                                  | 202000 | 5111172000 | NR       | NR    | 14      |
| 1.00 | 17460 | Land Stewardship Fleet Overhead                                  | 202000 | 5210173100 | NR       | NR    | 4       |
| 1.00 | 17465 | Land Stewardship Fleet Overhead                                  | 202000 | 5211174000 | NR       | NR    | 22      |
| 3.00 |       | Total 531103 - Cont Serv - Waste Disposal Services               |        |            |          |       | \$40    |
| 1.00 | 17514 | Land Stewardship Fleet Overhead                                  | 202000 | 5111172000 | NR       | NR    | 499     |
| 1.00 | 17504 | Land Stewardship Fleet Overhead                                  | 202000 | 5210173100 | NR       | NR    | 149     |
| 1.00 | 17508 | Land Stewardship Fleet Overhead                                  | 202000 | 5211174000 | NR       | NR    | 749     |
| 3.00 |       | Total 540040 - Oper Expense - Inventory Oils/Lubricants/Solvents |        |            |          |       | \$1,397 |
| 1.00 | 17529 | G-420S Electric Pump #4  | 202000 | 5110171100 | NR       | NR    | 151     |
| 1.00 | 17536 | Land Stewardship Fleet Overhead                                  | 202000 | 5111172000 | NR       | NR    | 29      |
| 1.00 | 17532 | Land Stewardship Fleet Overhead                                  | 202000 | 5210173100 | NR       | NR    | 9       |
| 1.00 | 17534 | Land Stewardship Fleet Overhead                                  | 202000 | 5211174000 | NR       | NR    | 43      |
| 4.00 |       | Total 541100 - Oper Expense - Books/Subscriptions                |        |            |          |       | \$232   |
| 1.00 | 17691 | Land Stewardship Fleet Overhead                                  | 202000 | 5110171100 | NR       | NR    | 906     |
| 1.00 | 17726 | Land Stewardship Fleet Overhead                                  | 202000 | 5111172000 | NR       | NR    | 171     |
| 1.00 | 17708 | Land Stewardship Fleet Overhead                                  | 202000 | 5210173100 | NR       | NR    | 51      |
| 1.00 | 17717 | Land Stewardship Fleet Overhead                                  | 202000 | 5211174000 | NR       | NR    | 256     |
| 4.00 |       | Total 541400 - Oper Expense - Tools/Equipment/PPE                |        |            |          |       | \$1,384 |
| 1.00 | 17795 | Land Stewardship Fleet Overhead                                  | 202000 | 5210173100 | NR       | NR    | 812     |
| 1.00 | 17806 | Land Stewardship Fleet Overhead                                  | 202000 | 5211174000 | NR       | NR    | 1,109   |
| 2.00 |       | Total 541502 - Oper Expense - Parts,Supp - Fleet                 |        |            |          |       | \$1,921 |
|      |       | Total LAND STEWARDSHIP FLEET OVERHEAD                            |        |            |          |       | \$4,974 |

LAND STEWARDSHIP

| AZ00 LAND STEWARDSHIP PROGRAM SUPPORT |       |   |        |            |  |       |           |
|---------------------------------------|-------|---|--------|------------|--|-------|-----------|
| Qty                                   | Item  | Name                                    | Fund   | FundCenter | Fund Prg   | Grant | Amount    |
| 8.55                                  |       | Total                                   | 510100 | -          | Salaries and Wages - Regular                     |       | \$788,314 |
| 8.55                                  |       | Total                                   | 520900 | -          | Fringe Benefits - FICA Taxes Employer Share      |       | \$60,309  |
| 8.55                                  |       | Total                                   | 521010 | -          | Fringe Benefits - FRS Retirement Contrib         |       | \$121,791 |
| 8.55                                  |       | Total                                   | 521110 | -          | Fringe Benefits - Medical Insurance              |       | \$147,247 |
| 8.55                                  |       | Total                                   | 521120 | -          | Fringe Benefits - Dental Insurance               |       | \$10,431  |
| 8.55                                  |       | Total                                   | 521130 | -          | Fringe Benefits - Vision Insurance               |       | \$1,174   |
| 8.55                                  |       | Total                                   | 521140 | -          | Fringe Benefits - Accidental Death Dismemberment |       | \$136     |
| 8.55                                  |       | Total                                   | 521150 | -          | Fringe Benefits - Long-Term Disability           |       | \$1,710   |
| 8.55                                  |       | Total                                   | 521160 | -          | Fringe Benefits - Life Insurance                 |       | \$2,180   |
| 1.00                                  | 12732 | Survey Services (Land Mgmt/Real Estate) | 202000 | 5513142700 | NR   | NR    | 40,000    |
| 1.00                                  |       | Total                                   | 530100 | -          | Cont Serv - External Provider                    |       | \$40,000  |
| 1.00                                  | 13727 | Maintenance & Repair (Survey)           | 101000 | 5513142700 | NR   | NR    | 1,620     |
| 1.00                                  | 12298 | Maintenance & Repair (Survey)           | 202000 | 5513142700 | NR   | NR    | 2,800     |
| 2.00                                  |       | Total                                   | 530600 | -          | Cont Serv - Maintenance and Repairs              |       | \$4,420   |
| 1.00                                  | 26017 | Aircraft Fuel                           | 101000 | 2110108500 | NR   | NR    | 40,000    |
| 1.00                                  |       | Total                                   | 540030 | -          | Oper Expense - Inventory Other Fuels             |       | \$40,000  |
| 1.00                                  | 18245 | Engine Maintenance Manuals              | 101000 | 2110108500 | NR   | NR    | 480       |
| 1.00                                  | 18199 | Sectional Navigational Charts           | 101000 | 2110108500 | NR   | NR    | 230       |
| 1.00                                  | 18201 | XM Satellite Renewal                    | 101000 | 2110108500 | NR   | NR    | 1,205     |
| 3.00                                  |       | Total                                   | 541100 | -          | Oper Expense - Books/Subscriptions               |       | \$1,915   |

LAND STEWARDSHIP

AZ00 LAND STEWARDSHIP PROGRAM SUPPORT

| Qty  | Item  | Name   | Fund   | FundCenter | Fund Prg | Grant | Amount   |
|------|-------|--|--------|------------|----------|-------|----------|
| 1.00 | 18242 | Uniforms   | 101000 | 2110108500 | NR       | NR    | 500      |
| 1.00 | 24681 | District Uniforms                                      | 202000 | 5513142700 | NR       | NR    | 1,000    |
| 1.00 | 24682 | Tools & Equipment                                      | 202000 | 5513142700 | NR       | NR    | 1,000    |
| 1.00 | 11981 | Tools & Equipment                                      | 202000 | 5513142700 | NR       | NR    | 5,714    |
| 4.00 |       | Total 541400 - Oper Expense - Tools/Equipment/PPE      |        |            |          |       | \$8,214  |
| 1.00 | 18225 | Parts & Supplies                                       | 101000 | 2110108500 | NR       | NR    | 16,642   |
| 1.00 | 20017 | Parts, Supplies & Expense - Office                     | 202000 | 5513142700 | NR       | NR    | 900      |
| 2.00 |       | Total 541500 - Oper Expense - Parts and Supplies       |        |            |          |       | \$17,542 |
| 1.00 | 15762 | Office Supplies - all regions                          | 202000 | 5415181900 | NR       | NR    | 1,579    |
| 1.00 | 15733 | Office Supplies - all regions                          | 202000 | 5415182100 | NR       | NR    | 1,804    |
| 2.00 |       | Total 541510 - Oper Expense - Parts,Supp - Office      |        |            |          |       | \$3,383  |
| .50  | 13652 | Pilot Physicals  | 101000 | 2114308300 | NR       | NR    | 207      |
| .50  |       | Total 541900 - Oper Expense - Other                    |        |            |          |       | \$207    |
| 1.00 | 20023 | Conference Registrations                               | 202000 | 5601220100 | NR       | NR    | 1,350    |
| 1.00 |       | Total 542000 - Oper Expense - Conference Registrations |        |            |          |       | \$1,350  |
| 1.00 | 15204 | Business Travel-Program Wide                           | 204000 | 5415181900 | NR       | NR    | 3,000    |
| 1.00 | 18210 | Business Travel - Survey & Mapping                     | 202000 | 5601220100 | NR       | NR    | 271      |
| 2.00 |       | Total 542100 - Oper Expense - District Travel          |        |            |          |       | \$3,271  |
| 1.00 | 20018 | Travel for Training                                    | 202000 | 5601220100 | NR       | NR    | 900      |
| 1.00 |       | Total 542300 - Oper Expense - Travel for Training      |        |            |          |       | \$900    |
| 1.00 | 18230 | Bell Helicopter Recurrent Training                     | 101000 | 2110108500 | NR       | NR    | 14,580   |
| 1.00 |       | Total 542400 - Oper Expense - Professional Licenses    |        |            |          |       | \$14,580 |
| 1.00 | 14235 | CSX Transportation DOT628048R                          | 204000 | 5415182100 | NR       | NR    | 929      |
| 1.00 | 13247 | Permits and Fees                                       | 204000 | 5415182100 | NR       | NR    | 4,016    |
| 2.00 |       | Total 543301 - Oper Expense - Permits & Fees           |        |            |          |       | \$4,945  |

LAND STEWARDSHIP

AZ00 LAND STEWARDSHIP PROGRAM SUPPORT

| <u>Qty</u> | <u>Item</u> | <u>Name</u>                      | <u>Fund</u> | <u>FundCenter</u> | <u>Fund Prg</u> | <u>Grant</u> | <u>Amount</u> |
|------------|-------------|----------------------------------|-------------|-------------------|-----------------|--------------|---------------|
|            | Total       | LAND STEWARDSHIP PROGRAM SUPPORT |             |                   |                 |              | \$1,274,019   |

OPERATIONS & MAINTENANCE

CA01 COMMUNICATION AND CONTROL SYSTEMS

| Qty  | Item  | Name                                    | Fund   | FundCenter | Fund Prg   | Grant | Amount      |
|------|-------|---|--------|------------|--|-------|-------------|
| 3.20 |       | Total                                   | 510100 | -          | Salaries and Wages - Regular                     |       | \$284,962   |
| 3.20 |       | Total                                   | 520900 | -          | Fringe Benefits - FICA Taxes Employer Share      |       | \$21,799    |
| 3.20 |       | Total                                   | 521010 | -          | Fringe Benefits - FRS Retirement Contrib         |       | \$44,275    |
| 3.20 |       | Total                                   | 521110 | -          | Fringe Benefits - Medical Insurance              |       | \$52,437    |
| 3.20 |       | Total                                   | 521120 | -          | Fringe Benefits - Dental Insurance               |       | \$3,904     |
| 3.20 |       | Total                                   | 521130 | -          | Fringe Benefits - Vision Insurance               |       | \$438       |
| 3.20 |       | Total                                   | 521140 | -          | Fringe Benefits - Accidental Death Dismemberment |       | \$53        |
| 3.20 |       | Total                                   | 521150 | -          | Fringe Benefits - Long-Term Disability           |       | \$640       |
| 3.20 |       | Total                                   | 521160 | -          | Fringe Benefits - Life Insurance                 |       | \$822       |
| 1.00 | 33513 | Arc Flash                               | 214001 | 5613222000 | NR   | NR    | 250,000     |
| 1.00 | 30681 | Tower Repair Program                    | 214001 | 5613222000 | 100974   | NR    | 100,000     |
| 2.00 |       | Total                                   | 530100 | -          | Cont Serv - External Provider                    |       | \$350,000   |
| 1.00 | 33510 | Manatee Gate Control Panel Replacements | 214001 | 5613222000 | 101011   | NR    | 4,500,000   |
| 1.00 |       | Total                                   | 530600 | -          | Cont Serv - Maintenance and Repairs              |       | \$4,500,000 |
| 1.00 | 14017 | Parts & Supplies Microwave              | 202000 | 2216118000 | NR   | NR    | 135,000     |
| 1.00 |       | Total                                   | 541500 | -          | Oper Expense - Parts and Supplies                |       | \$135,000   |
| 1.00 | 17155 | BCB Communication System Improvements   | 403000 | 5613222000 | 101074   | NR    | 2,000,000   |
| 1.00 |       | Total                                   | 580100 | -          | Capital Outlay - Buildings                       |       | \$2,000,000 |
| 1.00 | 33511 | Picayune Command & Control Center       | 424001 | 5613222000 | NR   | NR    | 1,050,000   |



OPERATIONS & MAINTENANCE

CA01 COMMUNICATION AND CONTROL SYSTEMS

| Qty  | Item  | Name                                    | Fund                              | FundCenter | Fund Prg  | Grant | Amount      |             |
|------|-------|---|-----------------------------------|------------|---|-------|-------------|-------------|
| 1.00 |       | Total                                   | 580720                            | -          | Capital Outlay - AUC Design/Engineering Contracts |       | \$1,050,000 |             |
| 1.00 | 34036 | S-331 Command & Control Ctr Sys Upgrade | 425000                            | 5613222000 | 101028  | NR    | 1,235,110   |             |
| 1.00 | 35566 | S-331 Command & Control Ctr Sys Upgrade | 424001                            | 5613222000 | 101028  | NR    | 164,668     |             |
| 2.00 |       | Total                                   | 580800                            | -          | Capital Outlay - Water Control Structures         |       | \$1,399,778 |             |
|      |       | Total                                   | COMMUNICATION AND CONTROL SYSTEMS |            |   |       |             | \$9,844,108 |

OPERATIONS & MAINTENANCE

| CA02 | PUMP STATION MODIFICATION/REPAIR |  |        |            |  |       |              |
|------|----------------------------------|--|--------|------------|--|-------|--------------|
| Qty  | Item                             | Name                                     | Fund   | FundCenter | Fund Prg   | Grant | Amount       |
| 7.15 |                                  | Total                                    | 510100 | -          | Salaries and Wages - Regular                     |       | \$657,445    |
| 7.15 |                                  | Total                                    | 520900 | -          | Fringe Benefits - FICA Taxes Employer Share      |       | \$50,295     |
| 7.15 |                                  | Total                                    | 521010 | -          | Fringe Benefits - FRS Retirement Contrib         |       | \$104,233    |
| 7.15 |                                  | Total                                    | 521110 | -          | Fringe Benefits - Medical Insurance              |       | \$117,163    |
| 7.15 |                                  | Total                                    | 521120 | -          | Fringe Benefits - Dental Insurance               |       | \$8,723      |
| 7.15 |                                  | Total                                    | 521130 | -          | Fringe Benefits - Vision Insurance               |       | \$981        |
| 7.15 |                                  | Total                                    | 521140 | -          | Fringe Benefits - Accidental Death Dismemberment |       | \$116        |
| 7.15 |                                  | Total                                    | 521150 | -          | Fringe Benefits - Long-Term Disability           |       | \$1,430      |
| 7.15 |                                  | Total                                    | 521160 | -          | Fringe Benefits - Life Insurance                 |       | \$1,837      |
| 1.00 | 34035                            | S-2, S-3, S-4 Concrete Repairs           | 225000 | 5613222000 | 100800   | NR    | 69,375       |
| 1.00 |                                  | Total                                    | 530600 | -          | Cont Serv - Maintenance and Repairs              |       | \$69,375     |
| 1.00 | 35565                            | North Shore Pump Station Facilities      | 424001 | 5613222000 | 101311   | NR    | 750,000      |
| 1.00 |                                  | Total                                    | 580100 | -          | Capital Outlay - Buildings                       |       | \$750,000    |
| 1.00 | 27646                            | CP S2,S3,S4,S7,S8 Monitor Panel Updates  | 425000 | 5613222000 | 100854   | NR    | 12,765,567   |
| 1.00 | 34044                            | G-539 PS - Pump Replacement              | 424001 | 5613222000 | NR   | NR    | 2,000,000    |
| 1.00 | 34043                            | G-6A/S-6 Auxiliary Access Bridge         | 424001 | 5613222000 | 101173   | NR    | 1,612,750    |
| 1.00 | 27645                            | G-6A/S-6 Auxiliary Access Bridge         | 425000 | 5613222000 | 101173   | NR    | 458,679      |
| 1.00 | 34037                            | L-8 G-539 Butterfly Valve Replacement    | 425000 | 5613222000 | 101286   | NR    | 99,448       |
| 1.00 | 34038                            | S-25B & S-26 PS Maintenance & Resiliency | 425000 | 5613222000 | 101354   | NR    | 2,346,040    |
| 1.00 | 34040                            | S-9 Pump Station Engine Replacements     | 425000 | 5613222000 | NR   | NR    | 10,000,000   |
| 1.00 | 30687                            | S9/S-9A Trash Rakes & Refurbishment      | 425000 | 5613222000 | 100884   | NR    | 11,933,425   |
| 8.00 |                                  | Total                                    | 580800 | -          | Capital Outlay - Water Control Structures        |       | \$41,215,909 |

OPERATIONS & MAINTENANCE

CA02 PUMP STATION MODIFICATION/REPAIR

| <u>Qty</u> | <u>Item</u> | <u>Name</u>                      | <u>Fund</u> | <u>FundCenter</u> | <u>Fund Prg</u> | <u>Grant</u> | <u>Amount</u> |
|------------|-------------|----------------------------------|-------------|-------------------|-----------------|--------------|---------------|
|            | Total       | PUMP STATION MODIFICATION/REPAIR |             |                   |                 |              | \$42,977,507  |

OPERATIONS & MAINTENANCE

| CA03 | PROJ CULVERT REPL/MODIFICATION |                                |   |  | Fund | FundCenter | Fund Prg | Grant | Amount   |
|------|--------------------------------|--------------------------------|---|--|------|------------|----------|-------|----------|
| Qty  | Item                           | Name                           |   |  |      |            |          |       |          |
| .75  | Total                          | 510100                         | - | Salaries and Wages - Regular                     |      |            |          |       | \$62,008 |
| .75  | Total                          | 520900                         | - | Fringe Benefits - FICA Taxes Employer Share      |      |            |          |       | \$4,744  |
| .75  | Total                          | 521010                         | - | Fringe Benefits - FRS Retirement Contrib         |      |            |          |       | \$8,415  |
| .75  | Total                          | 521110                         | - | Fringe Benefits - Medical Insurance              |      |            |          |       | \$12,291 |
| .75  | Total                          | 521120                         | - | Fringe Benefits - Dental Insurance               |      |            |          |       | \$915    |
| .75  | Total                          | 521130                         | - | Fringe Benefits - Vision Insurance               |      |            |          |       | \$104    |
| .75  | Total                          | 521140                         | - | Fringe Benefits - Accidental Death Dismemberment |      |            |          |       | \$13     |
| .75  | Total                          | 521150                         | - | Fringe Benefits - Long-Term Disability           |      |            |          |       | \$150    |
| .75  | Total                          | 521160                         | - | Fringe Benefits - Life Insurance                 |      |            |          |       | \$193    |
|      | Total                          | PROJ CULVERT REPL/MODIFICATION |   |  |      |            |          |       | \$88,833 |

OPERATIONS & MAINTENANCE

CA04 STRUCTURE/BRIDGE MODIFICATION/REPAIR

| Qty  | Item  | Name   | Fund   | FundCenter | Fund Prg | Grant | Amount       |
|------|-------|--|--------|------------|----------|-------|--------------|
| 6.15 | Total | 510100 - Salaries and Wages - Regular                      |        |            |          |       | \$514,748    |
| 1.00 | Total | 511100 - Salaries and Wages - Overtime                     |        |            |          |       | \$3,530      |
| 7.15 | Total | 520900 - Fringe Benefits - FICA Taxes Employer Share       |        |            |          |       | \$39,644     |
| 7.15 | Total | 521010 - Fringe Benefits - FRS Retirement Contrib          |        |            |          |       | \$75,083     |
| 6.15 | Total | 521110 - Fringe Benefits - Medical Insurance               |        |            |          |       | \$100,775    |
| 6.15 | Total | 521120 - Fringe Benefits - Dental Insurance                |        |            |          |       | \$7,503      |
| 6.15 | Total | 521130 - Fringe Benefits - Vision Insurance                |        |            |          |       | \$842        |
| 6.15 | Total | 521140 - Fringe Benefits - Accidental Death Dismemberment  |        |            |          |       | \$100        |
| 6.15 | Total | 521150 - Fringe Benefits - Long-Term Disability            |        |            |          |       | \$1,230      |
| 6.15 | Total | 521160 - Fringe Benefits - Life Insurance                  |        |            |          |       | \$1,576      |
| 1.00 | 19260 | Fall Protection Improvements                               | 214001 | 5613222000 | 100788   | NR    | 150,000      |
| 1.00 | Total | 530600 - Cont Serv - Maintenance and Repairs               |        |            |          |       | \$150,000    |
| 1.00 | 33514 | G-93 IT Shelter & Structure Refurbishmen                   | 424001 | 5613222000 | 100713   | NR    | 200,000      |
| 1.00 | Total | 580720 - Capital Outlay - AUC Design/Engineering Contracts |        |            |          |       | \$200,000    |
| 1.00 | 30047 | I-75 #2 Weir Replacement                                   | 403000 | 5613222000 | NR       | NR    | 400,000      |
| 1.00 | 27643 | S-193 Navigation Lock Gate Replacement                     | 425000 | 5613222000 | 101291   | NR    | 2,450,000    |
| 2.00 | Total | 580800 - Capital Outlay - Water Control Structures         |        |            |          |       | \$2,850,000  |
| 1.00 | 15604 | O&M Capital Contingency                                    | 202000 | 9999999899 | NR       | NR    | 10,000,000   |
| 1.00 | Total | 590010 - Reserves - Contingency                            |        |            |          |       | \$10,000,000 |
|      | Total | STRUCTURE/BRIDGE MODIFICATION/REPAIR                       |        |            |          |       | \$13,945,031 |



OPERATIONS & MAINTENANCE

CA05 O&M FACILITY CONSTRUCTION/IMPROVEMENTS

| Qty  | Item  | Name  | Fund   | FundCenter | Fund Prg | Grant | Amount       |
|------|-------|---|--------|------------|----------|-------|--------------|
| 1.35 | Total | 510100 - Salaries and Wages - Regular                     |        |            |          |       | \$123,232    |
| 1.35 | Total | 520900 - Fringe Benefits - FICA Taxes Employer Share      |        |            |          |       | \$9,426      |
| 1.35 | Total | 521010 - Fringe Benefits - FRS Retirement Contrib         |        |            |          |       | \$16,723     |
| 1.35 | Total | 521110 - Fringe Benefits - Medical Insurance              |        |            |          |       | \$22,120     |
| 1.35 | Total | 521120 - Fringe Benefits - Dental Insurance               |        |            |          |       | \$1,647      |
| 1.35 | Total | 521130 - Fringe Benefits - Vision Insurance               |        |            |          |       | \$184        |
| 1.35 | Total | 521140 - Fringe Benefits - Accidental Death Dismemberment |        |            |          |       | \$21         |
| 1.35 | Total | 521150 - Fringe Benefits - Long-Term Disability           |        |            |          |       | \$270        |
| 1.35 | Total | 521160 - Fringe Benefits - Life Insurance                 |        |            |          |       | \$343        |
| 1.00 | 27089 | WPB FS Maintenance Systems Replacements                   | 214001 | 5613222000 | 101095   | NR    | 909,222      |
| 1.00 | Total | 530100 - Cont Serv - External Provider                    |        |            |          |       | \$909,222    |
| 1.00 | 34050 | FTL FS Modifications                                      | 424001 | 5613222000 | NR       | NR    | 400,000      |
| 1.00 | 34042 | Homestead FS Buildings Replacement                        | 424001 | 5613222000 | 100576   | NR    | 5,500,000    |
| 1.00 | 15886 | Homestead FS Buildings Replacement                        | 425000 | 5613222000 | 100576   | NR    | 145,113      |
| 1.00 | 34047 | Miami FS Modifications                                    | 424001 | 5613222000 | 101297   | NR    | 1,253,260    |
| 4.00 | Total | 580100 - Capital Outlay - Buildings                       |        |            |          |       | \$7,298,373  |
| 1.00 | 27083 | Underground Storage Tank Replacements                     | 424001 | 5613222000 | 101258   | NR    | 4,000,000    |
| 1.00 | Total | 580800 - Capital Outlay - Water Control Structures        |        |            |          |       | \$4,000,000  |
|      | Total | O&M FACILITY CONSTRUCTION/IMPROVEMENTS                    |        |            |          |       | \$12,381,561 |

OPERATIONS & MAINTENANCE

CA07 CANAL/LEVEE MAINT/CANAL CONVEYANCE

| Qty  | Item  | Name  | Fund   | FundCenter | Fund Prg | Grant | Amount      |             |
|------|-------|---|--------|------------|----------|-------|-------------|-------------|
| 7.10 | Total | 510100 - Salaries and Wages - Regular                     |        |            |          |       | \$453,658   |             |
| 7.10 | Total | 520900 - Fringe Benefits - FICA Taxes Employer Share      |        |            |          |       | \$34,707    |             |
| 7.10 | Total | 521010 - Fringe Benefits - FRS Retirement Contrib         |        |            |          |       | \$65,840    |             |
| 7.10 | Total | 521110 - Fringe Benefits - Medical Insurance              |        |            |          |       | \$116,339   |             |
| 7.10 | Total | 521120 - Fringe Benefits - Dental Insurance               |        |            |          |       | \$8,662     |             |
| 7.10 | Total | 521130 - Fringe Benefits - Vision Insurance               |        |            |          |       | \$974       |             |
| 7.10 | Total | 521140 - Fringe Benefits - Accidental Death Dismemberment |        |            |          |       | \$106       |             |
| 7.10 | Total | 521150 - Fringe Benefits - Long-Term Disability           |        |            |          |       | \$1,420     |             |
| 7.10 | Total | 521160 - Fringe Benefits - Life Insurance                 |        |            |          |       | \$1,741     |             |
| 1.00 | 35507 | BCB Canal ROW/Survey Work                                 | 203000 | 6180238000 | NR       | NR    | 200,000     |             |
| 1.00 | 35506 | BCB Canal Rest/Improve Faka Union Canal                   | 203000 | 6180238000 | NR       | NR    | 500,000     |             |
| 2.00 | Total | 530100 - Cont Serv - External Provider                    |        |            |          |       | \$700,000   |             |
| 1.00 | 30722 | BCB Canal Improvements                                    | 203000 | 5613222000 | NR       | NR    | 700,000     |             |
| 1.00 | 35561 | C-40, C-23, C-24, C-25 Bank Stabilize                     | 214001 | 5613222000 | NR       | NR    | 3,000,000   |             |
| 1.00 | 33527 | Corkscrew Canal Headwater Improvements                    | 203000 | 5613222000 | NR       | NR    | 350,000     |             |
| 1.00 | 16037 | Dredge & Bank Stabilization                               | 214001 | 5613222000 | 101047   | NR    | 400,000     |             |
| 1.00 | 34048 | L-8 Tieback - Boil Repair/Dupuis Canal                    | 214001 | 5613222000 | NR       | NR    | 1,000,000   |             |
| 5.00 | Total | 530600 - Cont Serv - Maintenance and Repairs              |        |            |          |       | \$5,450,000 |             |
|      | Total | CANAL/LEVEE MAINT/CANAL CONVEYANCE                        |        |            |          |       |             | \$6,833,447 |

OPERATIONS & MAINTENANCE

CA24 STRUCTURE INSPECTIONS

| Qty   | Item  | Name  | Fund   | FundCenter | Fund Prg | Grant | Amount      |
|-------|-------|---|--------|------------|----------|-------|-------------|
| 10.70 | Total | 510100 - Salaries and Wages - Regular                     |        |            |          |       | \$925,093   |
| 10.70 | Total | 520900 - Fringe Benefits - FICA Taxes Employer Share      |        |            |          |       | \$70,772    |
| 10.70 | Total | 521010 - Fringe Benefits - FRS Retirement Contrib         |        |            |          |       | \$125,537   |
| 10.70 | Total | 521110 - Fringe Benefits - Medical Insurance              |        |            |          |       | \$178,184   |
| 10.70 | Total | 521120 - Fringe Benefits - Dental Insurance               |        |            |          |       | \$13,054    |
| 10.70 | Total | 521130 - Fringe Benefits - Vision Insurance               |        |            |          |       | \$1,462     |
| 10.70 | Total | 521140 - Fringe Benefits - Accidental Death Dismemberment |        |            |          |       | \$166       |
| 10.70 | Total | 521150 - Fringe Benefits - Long-Term Disability           |        |            |          |       | \$2,140     |
| 10.70 | Total | 521160 - Fringe Benefits - Life Insurance                 |        |            |          |       | \$2,746     |
| 1.00  | 35524 | O&M Structure Inspection Prg                              | 101000 | 1010200000 | 101369   | NR    | 1,556,958   |
| 1.00  | 35525 | O&M Structure Inspection Prg                              | 202000 | 1010200000 | 101369   | NR    | 1,600,059   |
| 1.00  | 15237 | ROV Maintenance Underwater Inspections                    | 202000 | 5611187000 | NR       | NR    | 4,776       |
| 3.00  | Total | 530100 - Cont Serv - External Provider                    |        |            |          |       | \$3,161,793 |
| 1.00  | 30046 | Structure Inspection Program                              | 203000 | 5613222000 | 101324   | NR    | 250,000     |
| 1.00  | Total | 530600 - Cont Serv - Maintenance and Repairs              |        |            |          |       | \$250,000   |
| 1.00  | 30057 | FY24 Inspection Programs C&SF                             | 214001 | 5613222000 | 101369   | NR    | 1,500,000   |
| 1.00  | Total | 530900 - Cont Serv - Professional                         |        |            |          |       | \$1,500,000 |
| 1.00  | 15728 | Office Supplies   | 202000 | 5611187000 | NR       | NR    | 661         |
| 1.00  | Total | 541510 - Oper Expense - Parts,Supp - Office               |        |            |          |       | \$661       |
|       | Total | STRUCTURE INSPECTIONS                                     |        |            |          |       | \$6,231,608 |

OPERATIONS & MAINTENANCE

CA34 SURVEY SUPPORT

| Qty  | Item  | Name  | Fund   | FundCenter | Fund Prg | Grant | Amount    |
|------|-------|---|--------|------------|----------|-------|-----------|
| 5.45 | Total | 510100 - Salaries and Wages - Regular                     |        |            |          |       | \$392,035 |
| 5.45 | Total | 520900 - Fringe Benefits - FICA Taxes Employer Share      |        |            |          |       | \$29,989  |
| 5.45 | Total | 521010 - Fringe Benefits - FRS Retirement Contrib         |        |            |          |       | \$63,194  |
| 5.45 | Total | 521110 - Fringe Benefits - Medical Insurance              |        |            |          |       | \$91,683  |
| 5.45 | Total | 521120 - Fringe Benefits - Dental Insurance               |        |            |          |       | \$6,649   |
| 5.45 | Total | 521130 - Fringe Benefits - Vision Insurance               |        |            |          |       | \$746     |
| 5.45 | Total | 521140 - Fringe Benefits - Accidental Death Dismemberment |        |            |          |       | \$82      |
| 5.45 | Total | 521150 - Fringe Benefits - Long-Term Disability           |        |            |          |       | \$1,090   |
| 5.45 | Total | 521160 - Fringe Benefits - Life Insurance                 |        |            |          |       | \$1,381   |
| 1.00 | 15317 | Boundary Surveys (District Veg Mgmt)                      | 202000 | 5513142700 | NR       | NR    | 29,000    |
| 1.00 | 13728 | Boundary Surveys (District Veg Mgmt)                      | 101000 | 5513142700 | NR       | NR    | 3,509     |
| 2.00 | Total | 530202 - Cont Serv - Surveying Services                   |        |            |          |       | \$32,509  |
| 1.00 | 13731 | District Uniforms   | 101000 | 5513142700 | NR       | NR    | 600       |
| 1.00 | Total | 541301 - Oper Expense - District Uniforms                 |        |            |          |       | \$600     |
| 1.00 | 20016 | Parts and Supplies  | 101000 | 5513142700 | NR       | NR    | 900       |
| 1.00 | 15649 | Parts, Supplies & Expense - Office                        | 202000 | 5513142700 | NR       | NR    | 361       |
| 2.00 | Total | 541500 - Oper Expense - Parts and Supplies                |        |            |          |       | \$1,261   |
| 1.00 | 18212 | Business Travel - Survey & Mapping                        | 202000 | 5601220100 | NR       | NR    | 134       |
| 1.00 | Total | 542100 - Oper Expense - District Travel                   |        |            |          |       | \$134     |
|      | Total | SURVEY SUPPORT  |        |            |          |       | \$621,353 |

OPERATIONS & MAINTENANCE

CA35 ENGINEERING SUPPORT

| Qty   | Item  | Name  | Fund   | FundCenter | Fund Prg | Grant | Amount      |
|-------|-------|---|--------|------------|----------|-------|-------------|
| 14.00 | Total | 510100 - Salaries and Wages - Regular                     |        |            |          |       | \$1,248,078 |
| 14.00 | Total | 520900 - Fringe Benefits - FICA Taxes Employer Share      |        |            |          |       | \$95,480    |
| 14.00 | Total | 521010 - Fringe Benefits - FRS Retirement Contrib         |        |            |          |       | \$174,814   |
| 14.00 | Total | 521110 - Fringe Benefits - Medical Insurance              |        |            |          |       | \$246,073   |
| 14.00 | Total | 521120 - Fringe Benefits - Dental Insurance               |        |            |          |       | \$17,080    |
| 14.00 | Total | 521130 - Fringe Benefits - Vision Insurance               |        |            |          |       | \$1,917     |
| 14.00 | Total | 521140 - Fringe Benefits - Accidental Death Dismemberment |        |            |          |       | \$212       |
| 14.00 | Total | 521150 - Fringe Benefits - Long-Term Disability           |        |            |          |       | \$2,800     |
| 14.00 | Total | 521160 - Fringe Benefits - Life Insurance                 |        |            |          |       | \$3,527     |
| 1.00  | 15056 | Books & Reference Materials                               | 202000 | 5611187000 | NR       | NR    | 90          |
| 1.00  | 15202 | ProjNet Annual User Fee (Dr. Checks)                      | 101000 | 5613220000 | NR       | NR    | 8,495       |
| 1.00  | 15199 | ProjNet Annual User Fee (Dr. Checks)                      | 202000 | 5613220000 | NR       | NR    | 30,938      |
| 1.00  | 13650 | RS Means Cost Engineering Subscription                    | 202000 | 5613220000 | NR       | NR    | 4,700       |
| 4.00  | Total | 541100 - Oper Expense - Books/Subscriptions               |        |            |          |       | \$44,223    |
| 1.00  | 15644 | Parts & Supplies Office-Ops Eng & Const                   | 101000 | 5613220000 | NR       | NR    | 1,536       |
| 1.00  | Total | 541510 - Oper Expense - Parts,Supp - Office               |        |            |          |       | \$1,536     |
| 1.00  | 15203 | Design Reference Materials                                | 101000 | 5613220000 | NR       | NR    | 3,996       |
| 1.00  | 15200 | Design Reference Materials                                | 202000 | 5613220000 | NR       | NR    | 3,690       |
| 1.00  | 13813 | Safety glasses and boots                                  | 202000 | 5613220000 | NR       | NR    | 750         |
| 3.00  | Total | 541900 - Oper Expense - Other                             |        |            |          |       | \$8,436     |
| 1.00  | 15465 | Eng/Const/Model Training & Conferences                    | 202000 | 5601220100 | NR       | NR    | 7,389       |
| 1.00  | 13406 | Eng/Const/Model Training & Conferences                    | 101000 | 5601220100 | NR       | NR    | 10,000      |

OPERATIONS & MAINTENANCE

CA35 ENGINEERING SUPPORT

| Qty  | Item  | Name                                   | Fund   | FundCenter | Fund Prg                                | Grant | Amount      |
|------|-------|--|--------|------------|---|-------|-------------|
| 2.00 |       | Total                                  | 542000 | -          | Oper Expense - Conference Registrations |       | \$17,389    |
| 1.00 | 15695 | District Projects Travel               | 101000 | 5601220100 | NR                                      | NR    | 5,537       |
| 1.00 |       | Total                                  | 542100 | -          | Oper Expense - District Travel          |       | \$5,537     |
| 1.00 | 15201 | Engineering/Construction Dept Licenses | 202000 | 5613220000 | NR                                      | NR    | 568         |
| 1.00 | 14006 | Engineering/Construction Dept Licenses | 101000 | 5613220000 | NR                                      | NR    | 450         |
| 1.00 | 12606 | Engineering/Construction Prof Licenses | 101000 | 5613220000 | NR                                      | NR    | 15,838      |
| 3.00 |       | Total                                  | 542400 | -          | Oper Expense - Professional Licenses    |       | \$16,856    |
|      |       | Total                                  |        |            | ENGINEERING SUPPORT                     |       | \$1,883,958 |

OPERATIONS & MAINTENANCE

| CA55 | RESILIENCY INITIATIVES |   | Fund   | FundCenter | Fund Prg | Grant | Amount       |
|------|------------------------|---|--------|------------|----------|-------|--------------|
| Qty  | Item                   | Name  |        |            |          |       |              |
| 3.00 | Total                  | 510100 - Salaries and Wages - Regular                     |        |            |          |       | \$302,539    |
| 3.00 | Total                  | 520900 - Fringe Benefits - FICA Taxes Employer Share      |        |            |          |       | \$23,143     |
| 3.00 | Total                  | 521010 - Fringe Benefits - FRS Retirement Contrib         |        |            |          |       | \$42,712     |
| 3.00 | Total                  | 521110 - Fringe Benefits - Medical Insurance              |        |            |          |       | \$50,118     |
| 3.00 | Total                  | 521120 - Fringe Benefits - Dental Insurance               |        |            |          |       | \$3,660      |
| 3.00 | Total                  | 521130 - Fringe Benefits - Vision Insurance               |        |            |          |       | \$417        |
| 3.00 | Total                  | 521140 - Fringe Benefits - Accidental Death Dismemberment |        |            |          |       | \$55         |
| 3.00 | Total                  | 521150 - Fringe Benefits - Long-Term Disability           |        |            |          |       | \$600        |
| 3.00 | Total                  | 521160 - Fringe Benefits - Life Insurance                 |        |            |          |       | \$774        |
| 1.00 | 34073                  | Everglades Mangrove Mitigation Assess                     | 214001 | 1010300000 | NR       | NR    | 800,000      |
| 1.00 | Total                  | 530100 - Cont Serv - External Provider                    |        |            |          |       | \$800,000    |
| 1.00 | 35527                  | Office Supplies   | 407000 | 1010300000 | NR       | NR    | 196          |
| 1.00 | Total                  | 580714 - Capital Outlay - AUC Office Supplies             |        |            |          |       | \$196        |
| 1.00 | 33609                  | Resiliency Match & Projects                               | 424001 | 5613222000 | NR       | NR    | 22,500,000   |
| 1.00 | Total                  | 580800 - Capital Outlay - Water Control Structures        |        |            |          |       | \$22,500,000 |
|      | Total                  | RESILIENCY INITIATIVES                                    |        |            |          |       | \$23,724,214 |



OPERATIONS & MAINTENANCE

| CA56 | C&SF FLOOD RESIL-SECTION 216 |                                     |                              |            |  |       |  |  |  |           |           |
|------|------------------------------|-------------------------------------|------------------------------|------------|--|-------|--|--|--|-----------|-----------|
| Qty  | Item                         | Name                                | Fund                         | FundCenter | Fund Prg   | Grant |  |  |  | Amount    |           |
| 3.30 |                              | Total                               | 510100                       | -          | Salaries and Wages - Regular                     |       |  |  |  | \$330,485 |           |
| 3.30 |                              | Total                               | 520900                       | -          | Fringe Benefits - FICA Taxes Employer Share      |       |  |  |  | \$25,284  |           |
| 3.30 |                              | Total                               | 521010                       | -          | Fringe Benefits - FRS Retirement Contrib         |       |  |  |  | \$49,126  |           |
| 3.30 |                              | Total                               | 521110                       | -          | Fringe Benefits - Medical Insurance              |       |  |  |  | \$55,501  |           |
| 3.30 |                              | Total                               | 521120                       | -          | Fringe Benefits - Dental Insurance               |       |  |  |  | \$4,026   |           |
| 3.30 |                              | Total                               | 521130                       | -          | Fringe Benefits - Vision Insurance               |       |  |  |  | \$452     |           |
| 3.30 |                              | Total                               | 521140                       | -          | Fringe Benefits - Accidental Death Dismemberment |       |  |  |  | \$52      |           |
| 3.30 |                              | Total                               | 521150                       | -          | Fringe Benefits - Long-Term Disability           |       |  |  |  | \$660     |           |
| 3.30 |                              | Total                               | 521160                       | -          | Fringe Benefits - Life Insurance                 |       |  |  |  | \$848     |           |
| 1.00 | 35501                        | Training & Conferences - Resiliency | 101000                       | 3301139100 | 101255   | NR    |  |  |  | 3,250     |           |
| 1.00 |                              | Total                               | 542000                       | -          | Oper Expense - Conference Registrations          |       |  |  |  | \$3,250   |           |
|      |                              | Total                               | C&SF FLOOD RESIL-SECTION 216 |            |  |       |  |  |  |           | \$469,684 |

OPERATIONS & MAINTENANCE

CA70 CAPITAL WORKS PROJECTS

| Qty  | Item  | Name  | Fund   | FundCenter | Fund Prg | Grant | Amount    |
|------|-------|---|--------|------------|----------|-------|-----------|
| .25  | Total | 510100 - Salaries and Wages - Regular                     |        |            |          |       | \$24,835  |
| .25  | Total | 520900 - Fringe Benefits - FICA Taxes Employer Share      |        |            |          |       | \$1,900   |
| .25  | Total | 521010 - Fringe Benefits - FRS Retirement Contrib         |        |            |          |       | \$3,370   |
| .25  | Total | 521110 - Fringe Benefits - Medical Insurance              |        |            |          |       | \$4,096   |
| .25  | Total | 521120 - Fringe Benefits - Dental Insurance               |        |            |          |       | \$305     |
| .25  | Total | 521130 - Fringe Benefits - Vision Insurance               |        |            |          |       | \$34      |
| .25  | Total | 521140 - Fringe Benefits - Accidental Death Dismemberment |        |            |          |       | \$4       |
| .25  | Total | 521150 - Fringe Benefits - Long-Term Disability           |        |            |          |       | \$50      |
| .25  | Total | 521160 - Fringe Benefits - Life Insurance                 |        |            |          |       | \$64      |
| 1.00 | 17142 | R/B 2016 SA Corbett Levee                                 | 205000 | 5613222000 | 100834   | NR    | 500,000   |
| 1.00 | Total | 530600 - Cont Serv - Maintenance and Repairs              |        |            |          |       | \$500,000 |
|      | Total | CAPITAL WORKS PROJECTS                                    |        |            |          |       | \$534,658 |

OPERATIONS & MAINTENANCE

| CA80 | OTHER USACE PROJECTS |                      |   |  | Fund | FundCenter | Fund Prg | Grant | Amount    |
|------|----------------------|----------------------|---|--|------|------------|----------|-------|-----------|
| Qty  | Item                 | Name                 |   |  |      |            |          |       |           |
| 1.50 | Total                | 510100               | - | Salaries and Wages - Regular                     |      |            |          |       | \$150,444 |
| 1.50 | Total                | 520900               | - | Fringe Benefits - FICA Taxes Employer Share      |      |            |          |       | \$11,507  |
| 1.50 | Total                | 521010               | - | Fringe Benefits - FRS Retirement Contrib         |      |            |          |       | \$21,068  |
| 1.50 | Total                | 521110               | - | Fringe Benefits - Medical Insurance              |      |            |          |       | \$24,583  |
| 1.50 | Total                | 521120               | - | Fringe Benefits - Dental Insurance               |      |            |          |       | \$1,830   |
| 1.50 | Total                | 521130               | - | Fringe Benefits - Vision Insurance               |      |            |          |       | \$209     |
| 1.50 | Total                | 521140               | - | Fringe Benefits - Accidental Death Dismemberment |      |            |          |       | \$27      |
| 1.50 | Total                | 521150               | - | Fringe Benefits - Long-Term Disability           |      |            |          |       | \$300     |
| 1.50 | Total                | 521160               | - | Fringe Benefits - Life Insurance                 |      |            |          |       | \$386     |
|      | Total                | OTHER USACE PROJECTS |   |  |      |            |          |       | \$210,354 |

OPERATIONS & MAINTENANCE

| CD01 CONTAMINATION ASSESSMENTS & REMEDIATION |       |                                       |        |            |  |       |        |  |          |
|--|-------|---------------------------------------|--------|------------|--|-------|--------|--|----------|
| Qty  | Item  | Name                                  | Fund   | FundCenter | Fund Prg   | Grant | Amount |  |          |
| 1.00   |       | Total                                 | 510100 | -          | Salaries and Wages - Regular                     |       |        |  | \$90,347 |
| 1.00   |       | Total                                 | 520900 | -          | Fringe Benefits - FICA Taxes Employer Share      |       |        |  | \$6,912  |
| 1.00   |       | Total                                 | 521010 | -          | Fringe Benefits - FRS Retirement Contrib         |       |        |  | \$16,645 |
| 1.00   |       | Total                                 | 521110 | -          | Fringe Benefits - Medical Insurance              |       |        |  | \$16,385 |
| 1.00   |       | Total                                 | 521120 | -          | Fringe Benefits - Dental Insurance               |       |        |  | \$1,220  |
| 1.00   |       | Total                                 | 521130 | -          | Fringe Benefits - Vision Insurance               |       |        |  | \$136    |
| 1.00   |       | Total                                 | 521140 | -          | Fringe Benefits - Accidental Death Dismemberment |       |        |  | \$15     |
| 1.00   |       | Total                                 | 521150 | -          | Fringe Benefits - Long-Term Disability           |       |        |  | \$200    |
| 1.00   |       | Total                                 | 521160 | -          | Fringe Benefits - Life Insurance                 |       |        |  | \$256    |
| 1.00   | 34340 | G103 Gtd Spill-Fuel Tank M&R          | 202000 | 5111172000 | NR   | NR    |        |  | 1,200    |
| 1.00   | 34339 | 10 Mi Creek-Fuel System Inspections   | 202000 | 5611187000 | NR   | NR    |        |  | 1,200    |
| 1.00   | 34500 | 10 Mi Creek-Storage Tank M&R          | 202000 | 5611187000 | NR   | NR    |        |  | 1,000    |
| 1.00   | 34478 | 8.5 SMA Mod-Fuel Syst Inspect (S-357) | 202002 | 5611187000 | NR   | 3003  |        |  | 900      |
| 1.00   | 34499 | 8.5 SMA Mod-Storage Tank M&R (S-357)  | 202002 | 5611187000 | NR   | 3003  |        |  | 1,000    |
| 1.00   | 34157 | 8.5 SMA Mod-Well Sampling (S-357)     | 202002 | 5611187000 | NR   | 3003  |        |  | 2,400    |
| 1.00   | 34528 | C111 CSSS-Fuel Syst Inspec S-332B     | 202002 | 5611187000 | NR   | 3002  |        |  | 600      |
| 1.00   | 34530 | C111 CSSS-Fuel Syst Inspec S-332C     | 202002 | 5611187000 | NR   | 3002  |        |  | 600      |
| 1.00   | 34532 | C111 CSSS-Fuel Syst Inspec S-332D     | 202002 | 5611187000 | NR   | 3002  |        |  | 600      |
| 1.00   | 34534 | C111 CSSS-Fuel Syst Inspect S-331     | 202002 | 5611187000 | NR   | 3002  |        |  | 600      |
| 1.00   | 34116 | C111 CSSS-Non Title V Air S-332B      | 202002 | 5611187000 | NR   | 3002  |        |  | 3,000    |
| 1.00   | 34117 | C111 CSSS-Non Title V Air S-332C      | 202002 | 5611187000 | NR   | 3002  |        |  | 3,000    |
| 1.00   | 34586 | C111 CSSS-Storage Tank M&R S-331      | 202002 | 5611187000 | NR   | 3002  |        |  | 500      |
| 1.00   | 34588 | C111 CSSS-Storage Tank M&R S-332B     | 202002 | 5611187000 | NR   | 3002  |        |  | 500      |
| 1.00   | 34589 | C111 CSSS-Storage Tank M&R S-332C     | 202002 | 5611187000 | NR   | 3002  |        |  | 500      |
| 1.00   | 34590 | C111 CSSS-Storage Tank M&R S-332D     | 202002 | 5611187000 | NR   | 3002  |        |  | 500      |
| 1.00   | 34529 | C111 Normal-Fuel Syst Inspec S-332B   | 202002 | 5611187000 | NR   | 3002  |        |  | 600      |

OPERATIONS & MAINTENANCE

CD01 CONTAMINATION ASSESSMENTS & REMEDIATION

| Qty   | Item  | Name   | Fund   | FundCenter | Fund Prg | Grant | Amount           |
|-------|-------|--|--------|------------|----------|-------|------------------|
| 1.00  | 34531 | C111 Normal-Fuel Syst Inspec S-332C                        | 202002 | 5611187000 | NR       | 3002  | 600              |
| 1.00  | 34533 | C111 Normal-Fuel Syst Inspec S-332D                        | 202002 | 5611187000 | NR       | 3001  | 600              |
| 1.00  | 34115 | C111 Normal-Non Title V Air S-332B                         | 202002 | 5611187000 | NR       | 3002  | 3,000            |
| 1.00  | 34114 | C111 Normal-Non Title V Air S-332C                         | 202002 | 5611187000 | NR       | 3002  | 3,000            |
| 1.00  | 34582 | C111 Normal-Storage Tank M&R (S-332B)                      | 202002 | 5611187000 | NR       | 3002  | 500              |
| 1.00  | 34584 | C111 Normal-Storage Tank M&R (S-332C)                      | 202002 | 5611187000 | NR       | 3002  | 500              |
| 1.00  | 34585 | C111 Normal-Storage Tank M&R (S-332D)                      | 202002 | 5611187000 | NR       | 3001  | 500              |
| 1.00  | 34583 | C111 S331-Fuel Syst Inspect S-331                          | 202002 | 5611187000 | NR       | 3000  | 500              |
| 1.00  | 34587 | C111 S331-Storage Tank M&R S-331                           | 202002 | 5611187000 | NR       | 3000  | 500              |
| 1.00  | 35109 | EPA Test-Element Cleaning                                  | 202000 | 5611187000 | NR       | NR    | 15,000           |
| 1.00  | 35130 | EPA Test-Hydrostatic Tank Testing                          | 202000 | 5611187000 | NR       | NR    | 10,000           |
| 1.00  | 34826 | EPA Test-Main Engines                                      | 202000 | 5611187000 | NR       | NR    | 95,000           |
| 1.00  | 34215 | Faka U PS-Storage Tank Maint/Insp                          | 101002 | 5611187000 | NR       | 3008  | 2,000            |
| 1.00  | 15272 | Maintenance & Repair C&SF (Env)                            | 101000 | 5611187000 | NR       | NR    | 1,593            |
| 1.00  | 21697 | Maintenance & Repair C&SF (Env)                            | 202000 | 5611187000 | NR       | NR    | 192,670          |
| 1.00  | 34216 | Merritt PS-Storage Tank Maint/Insp                         | 101002 | 5611187000 | NR       | 3008  | 2,000            |
| 1.00  | 34217 | Miller PS-Storage Tank Maint/Insp                          | 101002 | 5611187000 | NR       | 3008  | 2,000            |
| 1.00  | 34338 | Mod Wtr S356-Fuel Syst Inspect (S-356)                     | 202002 | 5611187000 | NR       | 3003  | 1,200            |
| 1.00  | 34498 | Mod Wtr S356-Storage Tank M&R (S-356)                      | 202002 | 5611187000 | NR       | 3003  | 1,000            |
| 1.00  | 35254 | STA 1W Exp #2-Storage Tank Maint/Insp                      | 202000 | 5611187000 | NR       | NR    | 6,000            |
| 37.00 |       | Total 530610 - Cont Serv - Maint and Repairs Environmental |        |            |          |       | <u>\$356,863</u> |
| 1.00  | 34773 | 10 Mi Creek- FL Storage Tank Fee                           | 202000 | 5611187000 | NR       | NR    | 50               |
| 1.00  | 34763 | 10 Mi Creek-General Air Permit                             | 202000 | 5611187000 | NR       | NR    | 100              |
| 1.00  | 34327 | 8.5 SMA Mod-County Air Permit (S-357)                      | 202002 | 5611187000 | NR       | 3003  | 1,100            |
| 1.00  | 34769 | 8.5 SMA Mod-FL Storage Tank Fee S-357                      | 202002 | 5611187000 | NR       | 3003  | 50               |
| 1.00  | 34683 | C111 CSSS-County Air Permit S-331                          | 202002 | 5611187000 | NR       | 3002  | 400              |
| 1.00  | 34549 | C111 CSSS-County Air Permit S332B                          | 202002 | 5611187000 | NR       | 3002  | 600              |
| 1.00  | 34550 | C111 CSSS-County Air Permit S332C                          | 202002 | 5611187000 | NR       | 3002  | 600              |
| 1.00  | 34685 | C111 CSSS-County Air Permit S332D                          | 202002 | 5611187000 | NR       | 3002  | 400              |
| 1.00  | 34755 | C111 CSSS-Florida Tank Fee S-331                           | 202002 | 5611187000 | NR       | 3002  | 25               |
| 1.00  | 34757 | C111 CSSS-Florida Tank Fee S-332B                          | 202002 | 5611187000 | NR       | 3002  | 25               |
| 1.00  | 34758 | C111 CSSS-Florida Tank Fee S-332C                          | 202002 | 5611187000 | NR       | 3002  | 25               |
| 1.00  | 34759 | C111 CSSS-Florida Tank Fee S-332D                          | 202002 | 5611187000 | NR       | 3002  | 25               |
| 1.00  | 34770 | C111 CSSS-General Air S-331                                | 202002 | 5611187000 | NR       | 3002  | 50               |

OPERATIONS & MAINTENANCE

CD01 CONTAMINATION ASSESSMENTS & REMEDIATION

| Qty   | Item  | Name                                    | Fund                                    | FundCenter | Fund Prg                      | Grant | Amount   |           |
|-------|-------|---|---|------------|-------------------------------|-------|----------|-----------|
| 1.00  | 34772 | C111 CSSS-General Air S-332D            | 202002                                  | 5611187000 | NR                            | 3002  | 50       |           |
| 1.00  | 34548 | C111 Normal-County Air Permit S-332B    | 202002                                  | 5611187000 | NR                            | 3002  | 600      |           |
| 1.00  | 34547 | C111 Normal-County Air Permit S-332C    | 202002                                  | 5611187000 | NR                            | 3002  | 600      |           |
| 1.00  | 34686 | C111 Normal-County Air Permit S-332D    | 202002                                  | 5611187000 | NR                            | 3001  | 400      |           |
| 1.00  | 34752 | C111 Normal-Florida Tank Fee            | 202002                                  | 5611187000 | NR                            | 3002  | 25       |           |
| 1.00  | 34754 | C111 Normal-Florida Tank Fee            | 202002                                  | 5611187000 | NR                            | 3001  | 25       |           |
| 1.00  | 34753 | C111 Normal-Florida Tank Fee            | 202002                                  | 5611187000 | NR                            | 3002  | 25       |           |
| 1.00  | 34771 | C111 Normal-General Air S332D           | 202002                                  | 5611187000 | NR                            | 3001  | 50       |           |
| 1.00  | 34684 | C111 S331-County Air Permit S-331       | 202002                                  | 5611187000 | NR                            | 3000  | 400      |           |
| 1.00  | 34756 | C111 S331-Florida Tank Fee S-331        | 202002                                  | 5611187000 | NR                            | 3000  | 25       |           |
| 1.00  | 35428 | C139 FEB-Storage Tank & Air Fees        | 202000                                  | 5611187000 | NR                            | NR    | 3,000    |           |
| 1.00  | 34807 | Faka U PS-General Air Permit            | 101002                                  | 5611187000 | NR                            | 3008  | 100      |           |
| 1.00  | 34651 | Faka U PS-Storage Tank Fees             | 101002                                  | 5611187000 | NR                            | 3008  | 300      |           |
| 1.00  | 34808 | Merritt PS-General Air Permit           | 101002                                  | 5611187000 | NR                            | 3008  | 100      |           |
| 1.00  | 34652 | Merritt PS-Storage Tank Fees            | 101002                                  | 5611187000 | NR                            | 3008  | 300      |           |
| 1.00  | 34809 | Miller PS-General Air Permit            | 101002                                  | 5611187000 | NR                            | 3008  | 100      |           |
| 1.00  | 34653 | Miller PS-Storage Tank Fees             | 101002                                  | 5611187000 | NR                            | 3008  | 300      |           |
| 1.00  | 34326 | Mod Wtr S356-County Air Permit (S-356)  | 202002                                  | 5611187000 | NR                            | 3003  | 1,100    |           |
| 1.00  | 34768 | Mod Wtr S356-FL Storage Tank Fee S-356  | 202002                                  | 5611187000 | NR                            | 3003  | 50       |           |
| 1.00  | 34810 | Mod Wtr S356-General Air Permit (S-356) | 202002                                  | 5611187000 | NR                            | 3003  | 100      |           |
| 1.00  | 27601 | Permit Fees C&SF                        | 202000                                  | 5611187000 | NR                            | NR    | 13,008   |           |
| 1.00  | 34430 | STA 1W Exp #2-Storage Tank & Air Fees   | 202000                                  | 5611187000 | NR                            | NR    | 1,000    |           |
| 35.00 |       | Total                                   | 543301                                  | -          | Oper Expense - Permits & Fees |       | \$25,108 |           |
|       |       | Total                                   | CONTAMINATION ASSESSMENTS & REMEDIATION |            |                               |       |          | \$514,087 |

OPERATIONS & MAINTENANCE

| CE02  | MOVEMENT OF WATER |   | Fund   | FundCenter | Fund Prg | Grant | Amount      |
|-------|-------------------|---|--------|------------|----------|-------|-------------|
| Qty   | Item              | Name  |        |            |          |       |             |
| 43.00 |                   | Total 510100 - Salaries and Wages - Regular                     |        |            |          |       | \$3,525,808 |
| 6.00  |                   | Total 511100 - Salaries and Wages - Overtime                    |        |            |          |       | \$164,999   |
| 49.00 |                   | Total 520900 - Fringe Benefits - FICA Taxes Employer Share      |        |            |          |       | \$282,350   |
| 49.00 |                   | Total 521010 - Fringe Benefits - FRS Retirement Contrib         |        |            |          |       | \$526,175   |
| 43.00 |                   | Total 521110 - Fringe Benefits - Medical Insurance              |        |            |          |       | \$727,681   |
| 43.00 |                   | Total 521120 - Fringe Benefits - Dental Insurance               |        |            |          |       | \$52,460    |
| 43.00 |                   | Total 521130 - Fringe Benefits - Vision Insurance               |        |            |          |       | \$5,889     |
| 43.00 |                   | Total 521140 - Fringe Benefits - Accidental Death Dismemberment |        |            |          |       | \$634       |
| 43.00 |                   | Total 521150 - Fringe Benefits - Long-Term Disability           |        |            |          |       | \$8,600     |
| 43.00 |                   | Total 521160 - Fringe Benefits - Life Insurance                 |        |            |          |       | \$10,590    |
| 1.00  | 12731             | Meteorological Data Services                                    | 202000 | 5411179000 | NR       | NR    | 5,000       |
| 1.00  | 13643             | NOAAPORT/AWIPS II Software Maint                                | 202000 | 5411179000 | NR       | NR    | 4,240       |
| 2.00  |                   | Total 530100 - Cont Serv - External Provider                    |        |            |          |       | \$9,240     |
| 1.00  | 35590             | C-51 Operations & Maintenance (PBA)                             | 214004 | 5210173100 | NR       | NR    | 1,500,000   |
| 1.00  |                   | Total 530600 - Cont Serv - Maintenance and Repairs              |        |            |          |       | \$1,500,000 |
| 1.00  | 12292             | OCC Display System Maintenance                                  | 202000 | 5411179000 | NR       | NR    | 1,000       |
| 1.00  |                   | Total 530611 - Cont Serv - Maint and Repairs Equipment          |        |            |          |       | \$1,000     |
| 1.00  | 57                | Books & Reference Materials                                     | 101000 | 5411179000 | NR       | NR    | 500         |
| 1.00  |                   | Total 541100 - Oper Expense - Books/Subscriptions               |        |            |          |       | \$500       |



OPERATIONS & MAINTENANCE

| CE02 | MOVEMENT OF WATER |  | Fund   | FundCenter | Fund Prg | Grant | Amount   |
|------|-------------------|--|--------|------------|----------|-------|----------|
| Qty  | Item              | Name   |        |            |          |       |          |
| 1.00 | 34225             | C43 S470 PS- OE Liquid Propane                                   | 202002 | 5211174000 | NR       | 3011  | 2,000    |
| 1.00 | 34224             | C43 S476 PS- OE Liquid Propane                                   | 202002 | 5211174000 | NR       | 3011  | 2,000    |
| 2.00 |                   | Total 541200 - Oper Expense - Liquid Propane Fuel                |        |            |          |       | \$4,000  |
| 1.00 | 17630             | Movement of Water  | 202000 | 5110171100 | NR       | NR    | 710      |
| 1.00 | 17661             | Movement of Water  | 202000 | 5111172000 | NR       | NR    | 3,327    |
| 1.00 | 17620             | Movement of Water  | 202000 | 5311176000 | NR       | NR    | 540      |
| 1.00 | 17609             | Movement of Water  | 202000 | 5312177000 | NR       | NR    | 540      |
| 4.00 |                   | Total 541301 - Oper Expense - District Uniforms                  |        |            |          |       | \$5,117  |
| 1.00 | 21671             | Safety Boots   | 202000 | 5110171100 | NR       | NR    | 700      |
| 1.00 |                   | Total 541302 - Oper Expense - Safety Shoes                       |        |            |          |       | \$700    |
| 1.00 | 17724             | Movement of Water  | 202000 | 5111172000 | NR       | NR    | 500      |
| 1.00 | 17678             | Movement of Water  | 202000 | 5311176000 | NR       | NR    | 674      |
| 2.00 |                   | Total 541400 - Oper Expense - Tools/Equipment/PPE                |        |            |          |       | \$1,174  |
| 1.00 | 34404             | C111 Spreader-S-199 P&S Other Eq                                 | 202002 | 5311176000 | NR       | 3006  | 1,000    |
| 1.00 | 34405             | C111 Spreader-S-200 P&S Other Eq                                 | 202002 | 5311176000 | NR       | 3006  | 1,000    |
| 2.00 |                   | Total 541500 - Oper Expense - Parts and Supplies                 |        |            |          |       | \$2,000  |
| 1.00 | 35115             | C111 Spreader-S-199 P&S Electric                                 | 202002 | 5311176000 | NR       | 3006  | 15,000   |
| 1.00 | 35116             | C111 Spreader-S-200 P&S Electric                                 | 202002 | 5311176000 | NR       | 3006  | 15,000   |
| 2.00 |                   | Total 541505 - Oper Expense - Parts,Supp - Electrical/Electronic |        |            |          |       | \$30,000 |
| 1.00 | 15645             | Movement of Water  | 202000 | 5003170600 | NR       | NR    | 2,381    |
| 1.00 | 15751             | Movement of Water  | 202000 | 5003170600 | NR       | NR    | 351      |
| 1.00 | 15726             | Office Supplies  | 101000 | 5411179000 | NR       | NR    | 1,655    |
| 3.00 |                   | Total 541510 - Oper Expense - Parts,Supp - Office                |        |            |          |       | \$4,387  |
| 1.00 | 15663             | Travel - District Business                                       | 202000 | 5411179000 | NR       | NR    | 218      |
| 1.00 |                   | Total 542100 - Oper Expense - District Travel                    |        |            |          |       | \$218    |

OPERATIONS & MAINTENANCE

| CE02 | MOVEMENT OF WATER |  | Fund   | FundCenter | Fund Prg | Grant | Amount      |
|------|-------------------|--|--------|------------|----------|-------|-------------|
| Qty  | Item              | Name                                       |        |            |          |       |             |
| 1.00 | 15383             | Movement of Water                          | 202000 | 5110171100 | NR       | NR    | 48,000      |
| 1.00 | 15924             | Movement of Water                          | 202000 | 5111172000 | NR       | NR    | 16,500      |
| 1.00 | 15445             | Movement of Water                          | 202000 | 5210173100 | NR       | NR    | 3,000       |
| 1.00 | 15926             | Movement of Water                          | 202000 | 5211174000 | NR       | NR    | 10,000      |
| 1.00 | 15930             | Movement of Water                          | 202000 | 5310175100 | NR       | NR    | 11,600      |
| 1.00 | 15372             | Movement of Water                          | 202000 | 5312177000 | NR       | NR    | 18,000      |
| 6.00 | Total             | 543701 - Oper Expense - Electrical Service |        |            |          |       | \$107,100   |
| 1.00 | 35509             | Replacement Generator at FU-4              | 403000 | 5313301000 | NR       | NR    | 25,000      |
| 1.00 | Total             | 589300 - Capital Outlay - Equipment        |        |            |          |       | \$25,000    |
|      | Total             | MOVEMENT OF WATER                          |        |            |          |       | \$6,995,622 |

OPERATIONS & MAINTENANCE

| CE03  | PUMPING OPERATIONS |   | Fund   | FundCenter | Fund Prg   | Grant | Amount      |
|-------|--------------------|---|--------|------------|--|-------|-------------|
| Qty   | Item               | Name  |        |            |  |       |             |
| 24.05 |                    | Total                                       | 510100 | -          | Salaries and Wages - Regular                     |       | \$1,290,644 |
| 7.00  |                    | Total                                       | 511100 | -          | Salaries and Wages - Overtime                    |       | \$222,988   |
| 31.05 |                    | Total                                       | 520900 | -          | Fringe Benefits - FICA Taxes Employer Share      |       | \$115,794   |
| 31.05 |                    | Total                                       | 521010 | -          | Fringe Benefits - FRS Retirement Contrib         |       | \$212,779   |
| 24.05 |                    | Total                                       | 521110 | -          | Fringe Benefits - Medical Insurance              |       | \$394,092   |
| 24.05 |                    | Total                                       | 521120 | -          | Fringe Benefits - Dental Insurance               |       | \$29,341    |
| 24.05 |                    | Total                                       | 521130 | -          | Fringe Benefits - Vision Insurance               |       | \$3,303     |
| 24.05 |                    | Total                                       | 521140 | -          | Fringe Benefits - Accidental Death Dismemberment |       | \$342       |
| 24.05 |                    | Total                                       | 521150 | -          | Fringe Benefits - Long-Term Disability           |       | \$4,810     |
| 24.05 |                    | Total                                       | 521160 | -          | Fringe Benefits - Life Insurance                 |       | \$5,734     |
| 2.00  |                    | Total                                       | 529990 | -          | Fringe Benefits - Other Personnel Benefits       |       | \$900,000   |
| 1.00  | 34891              | Kiss ASR Well-Operational Contract          | 202000 | 5110171100 | NR   | NR    | 45,000      |
| 1.00  |                    | Total                                       | 530100 | -          | Cont Serv - External Provider                    |       | \$45,000    |
| 1.00  | 34844              | RS Operating-S-5A O&M Impact<br>(pumping to | 202000 | 5210173100 | NR   | NR    | 128,185     |
| 1.00  |                    | Total                                       | 530606 | -          | Cont Serv - Maint & Repairs - District Works     |       | \$128,185   |
| 1.00  | 10                 | Satellite Equip Maintenance                 | 202000 | 5411179000 | NR   | NR    | 2,665       |
| 1.00  |                    | Total                                       | 530611 | -          | Cont Serv - Maint and Repairs Equipment          |       | \$2,665     |
| 1.00  | 32021              | Fuel Increases for Pumping Ops              | 202000 | 1010200000 | NR   | NR    | 2,913,550   |

OPERATIONS & MAINTENANCE

| CE03  | PUMPING OPERATIONS |   | Fund   | FundCenter | Fund Prg | Grant | Amount      |
|-------|--------------------|---|--------|------------|----------|-------|-------------|
| Qty   | Item               | Name  |        |            |          |       |             |
| 1.00  | 35103              | C23/C24 Sec C-Pump Fuel                             | 202000 | 5110171100 | NR       | NR    | 14,000      |
| 1.00  | 34183              | C44 Canal/Tower-Liquied Propane (LP)                | 202002 | 5110171100 | NR       | 3004  | 2,500       |
| 1.00  | 34514              | Lksd R STA PH1 N-Fuel                               | 202000 | 5110171100 | NR       | NR    | 550         |
| 1.00  | 35478              | Lksd R STA S191A-(191A) - Fuel                      | 202000 | 5110171100 | NR       | NR    | 3,600       |
| 1.00  | 15368              | Pumping Operations                                  | 202000 | 5110171100 | NR       | NR    | 39,326      |
| 1.00  | 35324              | G103 Gtd Spill-Fuel                                 | 202000 | 5111172000 | NR       | NR    | 5,000       |
| 1.00  | 15379              | Pumping Operations                                  | 202000 | 5210173100 | NR       | NR    | 241,213     |
| 1.00  | 15382              | Pumping Operations                                  | 202000 | 5211174000 | NR       | NR    | 28,293      |
| 1.00  | 34821              | Mod Wtr S356-Fuel                                   | 202002 | 5310175100 | NR       | 3003  | 1,300,000   |
| 1.00  | 34813              | 8.5 SMA Mod-PS-357 Fuel                             | 202002 | 5311176000 | NR       | 3003  | 732,315     |
| 1.00  | 34834              | C111 CSSS-PS-331 Fuel                               | 202002 | 5311176000 | NR       | 3002  | 107,452     |
| 1.00  | 34851              | C111 CSSS-PS-332B Fuel                              | 202002 | 5311176000 | NR       | 3002  | 134,318     |
| 1.00  | 34850              | C111 CSSS-PS-332C Fuel                              | 202002 | 5311176000 | NR       | 3002  | 134,315     |
| 1.00  | 34836              | C111 CSSS-PS-332D Fuel                              | 202002 | 5311176000 | NR       | 3002  | 107,453     |
| 1.00  | 34878              | C111 Normal-PS-332B Fuel                            | 202002 | 5311176000 | NR       | 3002  | 350,000     |
| 1.00  | 34879              | C111 Normal-PS-332C Fuel                            | 202002 | 5311176000 | NR       | 3002  | 350,000     |
| 1.00  | 34880              | C111 Normal-PS-332D Fuel                            | 202002 | 5311176000 | NR       | 3001  | 350,000     |
| 1.00  | 34835              | C111 S331-PS-331 Fuel                               | 202002 | 5311176000 | NR       | 3000  | 107,452     |
| 1.00  | 35390              | C111 Spreader-Fuel (S-199 & S-200)                  | 202002 | 5311176000 | NR       | 3006  | 4,050       |
| 1.00  | 15602              | Pumping Operations                                  | 202000 | 5311176000 | NR       | NR    | 93,000      |
| 1.00  | 15431              | Pumping Operations                                  | 202000 | 5311176000 | NR       | NR    | 4,293       |
| 1.00  | 15914              | Pumping Operations                                  | 202000 | 5312177000 | NR       | NR    | 313,000     |
| 1.00  | 34867              | Faka U PS-Fuel                                      | 101002 | 5313301000 | NR       | 3008  | 250,000     |
| 1.00  | 34870              | Merritt PS-Fuel                                     | 101002 | 5313301000 | NR       | 3008  | 260,000     |
| 1.00  | 34877              | Miller PS-Fuel                                      | 101002 | 5313301000 | NR       | 3008  | 323,000     |
| 1.00  | 15404              | Pumping Operations                                  | 101000 | 5313301000 | NR       | NR    | 26,403      |
| 27.00 |                    | Total 540030 - Oper Expense - Inventory Other Fuels |        |            |          |       | \$8,195,083 |
| 1.00  | 26012              | Pumping Operations                                  | 202000 | 5310175100 | NR       | NR    | 3,000       |
| 1.00  | 35409              | 8.5 SMA Mod-PS-357 Oil & Lubricants                 | 202002 | 5311176000 | NR       | 3003  | 4,500       |
| 1.00  | 35442              | C111 CSSS-PS-332B Oil & Lubes                       | 202002 | 5311176000 | NR       | 3002  | 3,213       |
| 1.00  | 35443              | C111 CSSS-PS-332C Oil & Lubes                       | 202002 | 5311176000 | NR       | 3002  | 3,213       |
| 1.00  | 34316              | C111 CSSS-PS-332D Oil & Lubes                       | 202002 | 5311176000 | NR       | 3002  | 1,750       |
| 1.00  | 35339              | C111 Normal-PS-332B Oil & Lubes                     | 202002 | 5311176000 | NR       | 3002  | 5,213       |
| 1.00  | 35340              | C111 Normal-PS-332C Oil & Lubes                     | 202002 | 5311176000 | NR       | 3002  | 5,213       |
| 1.00  | 35483              | C111 Normal-PS-332D Oil & Lubes                     | 202002 | 5311176000 | NR       | 3001  | 3,750       |
| 1.00  | 17673              | Pumping Operations                                  | 202000 | 5312177000 | NR       | NR    | 7,244       |
| 1.00  | 35057              | Faka U PS-Oil & Lubes                               | 101002 | 5313301000 | NR       | 3008  | 23,432      |

South Florida Water Management District  
FY 2023-2024 Budget  
Functional Area Line Item Report

OPERATIONS & MAINTENANCE

| CE03  | PUMPING OPERATIONS |  | Fund   | FundCenter | Fund Prg | Grant | Amount   |
|-------|--------------------|--|--------|------------|----------|-------|----------|
| Qty   | Item               | Name   |        |            |          |       |          |
| 1.00  | 35245              | Merritt PS-Oil & Lubes   | 101002 | 5313301000 | NR       | 3008  | 5,800    |
| 1.00  | 34121              | Miller PS-Oil & Lubes  | 101002 | 5313301000 | NR       | 3008  | 3,000    |
| 12.00 |                    | Total 540040 - Oper Expense - Inventory Oils/Lubricants/Solvents |        |            |          |       | \$69,328 |
| 1.00  | 25997              | Pumping Operations   | 202000 | 5110171100 | NR       | NR    | 1,000    |
| 1.00  |                    | Total 540050 - Oper Expense - Inventory Parts and Supplies       |        |            |          |       | \$1,000  |
| 1.00  | 15053              | Fuel Card Purchases - BCB FS                                     | 203000 | 5005170400 | NR       | NR    | 500      |
| 1.00  |                    | Total 541250 - Oper Expense - Vehicle Fuel Card Consumed         |        |            |          |       | \$500    |
| 1.00  | 17650              | Pumping Operations   | 202000 | 5210173100 | NR       | NR    | 1,079    |
| 1.00  | 34301              | C43 S470 PS-OE Distirct Uniforms                                 | 202002 | 5211174000 | NR       | 3011  | 1,545    |
| 1.00  | 34300              | C43 S476 PS-OE Distirct Uniforms                                 | 202002 | 5211174000 | NR       | 3011  | 1,545    |
| 1.00  | 17617              | Pumping Operations   | 202000 | 5311176000 | NR       | NR    | 989      |
| 1.00  | 17615              | Pumping Operations   | 202000 | 5312177000 | NR       | NR    | 1,479    |
| 5.00  |                    | Total 541301 - Oper Expense - District Uniforms                  |        |            |          |       | \$6,637  |
| 1.00  | 21659              | Safety Boots - Pumping Ops                                       | 202000 | 5312177000 | NR       | NR    | 388      |
| 1.00  |                    | Total 541302 - Oper Expense - Safety Shoes                       |        |            |          |       | \$388    |
| 1.00  | 17712              | Pumping Operations   | 202000 | 5210173100 | NR       | NR    | 2,697    |
| 1.00  | 17675              | Pumping Operations   | 202000 | 5311176000 | NR       | NR    | 1,720    |
| 2.00  |                    | Total 541400 - Oper Expense - Tools/Equipment/PPE                |        |            |          |       | \$4,417  |
| 1.00  | 35290              | Boma AGI-OE P&S Electrical                                       | 202000 | 5211174000 | NR       | NR    | 7,000    |
| 1.00  |                    | Total 541505 - Oper Expense - Parts,Supp - Electrical/Electronic |        |            |          |       | \$7,000  |
| 1.00  | 34664              | C43 S470 PS-OE Office Supplies                                   | 202002 | 5211174000 | NR       | 3011  | 350      |
| 1.00  | 34663              | C43 S476 PS-OE Office Supplies                                   | 202002 | 5211174000 | NR       | 3011  | 350      |
| 2.00  |                    | Total 541510 - Oper Expense - Parts,Supp - Office                |        |            |          |       | \$700    |
| 1.00  | 34468              | C23/C24 Sec C-Pump Maint P&S                                     | 202000 | 5110171100 | NR       | NR    | 850      |
| 1.00  | 35142              | Kiss ASR Well-Materials  | 202000 | 5110171100 | NR       | NR    | 10,000   |

OPERATIONS & MAINTENANCE

| CE03 | PUMPING OPERATIONS |                                       |  | Fund   | FundCenter | Fund Prg | Grant | Amount    |
|------|--------------------|---------------------------------------|--|--------|------------|----------|-------|-----------|
| Qty  | Item               | Name                                  |  |        |            |          |       |           |
| 1.00 | 26013              | Pumping Operations                    |  | 202000 | 5310175100 | NR       | NR    | 2,000     |
| 3.00 |                    | Total                                 | 541512 - Oper Expense - Parts and Supplies Water Control Structure |        |            |          |       | \$12,850  |
| 1.00 | 34750              | C111 CSSS-PS-331 Travel Dist          |  | 202002 | 5311176000 | NR       | 3002  | 25        |
| 1.00 | 34751              | C111 S331-PS-331 Travel Dist          |  | 202002 | 5311176000 | NR       | 3000  | 25        |
| 2.00 |                    | Total                                 | 542100 - Oper Expense - District Travel                            |        |            |          |       | \$50      |
| 1.00 | 35243              | Kiss ASR Well-Permitting (UIC)        |  | 202000 | 3316207100 | NR       | NR    | 5,750     |
| 1.00 |                    | Total                                 | 543301 - Oper Expense - Permits & Fees                             |        |            |          |       | \$5,750   |
| 1.00 | 34620              | C43 S470 PS-OE Waste Disposal Fee     |  | 202002 | 5211174000 | NR       | 3011  | 500       |
| 1.00 | 34619              | C43 S476 PS-OE Waste Disposal Fee     |  | 202002 | 5211174000 | NR       | 3011  | 500       |
| 2.00 |                    | Total                                 | 543302 - Oper Expense - Waste Disposal Fees                        |        |            |          |       | \$1,000   |
| 1.00 | 34991              | 10 Mi Creek-Electric Costs            |  | 202000 | 5110171100 | NR       | NR    | 35,000    |
| 1.00 | 34523              | C44 Canal/Tower-Electric              |  | 202002 | 5110171100 | NR       | 3004  | 575       |
| 1.00 | 34922              | Kiss ASR Well-Electric                |  | 202000 | 5110171100 | NR       | NR    | 60,000    |
| 1.00 | 34886              | Lksd R STA PH1 N-Electric             |  | 202000 | 5110171100 | NR       | NR    | 43,450    |
| 1.00 | 34329              | Lksd R STA PH2 S-Electric Costs       |  | 202000 | 5110171100 | NR       | NR    | 1,125     |
| 1.00 | 34861              | Lksd R STA S191A-(191A) Elect Service |  | 202000 | 5110171100 | NR       | NR    | 200,000   |
| 1.00 | 15384              | Pumping Operations                    |  | 202000 | 5110171100 | NR       | NR    | 205,000   |
| 1.00 | 15374              | Pumping Operations                    |  | 202000 | 5111172000 | NR       | NR    | 6,000     |
| 1.00 | 15387              | Pumping Operations                    |  | 202000 | 5210173100 | NR       | NR    | 50,000    |
| 1.00 | 35061              | Boma AGI-OE Electrical Service        |  | 202000 | 5211174000 | NR       | NR    | 24,000    |
| 1.00 | 34849              | C43 S476 PS-OE Electrical Service     |  | 202002 | 5211174000 | NR       | 3011  | 134,000   |
| 1.00 | 34969              | Hicpo Enhnce-OE Electrical Service    |  | 202000 | 5211174000 | NR       | NR    | 30,000    |
| 1.00 | 15390              | Pumping Operations                    |  | 202000 | 5211174000 | NR       | NR    | 28,000    |
| 1.00 | 34901              | BBCW Deering-Electric S-700           |  | 202002 | 5310175100 | NR       | 3007  | 46,800    |
| 1.00 | 34822              | BBCW Deering-S-700 Fuel/Electric      |  | 202002 | 5310175100 | NR       | 3007  | 1,500,000 |
| 1.00 | 34911              | Mod Wtr S356-Electric Service         |  | 202002 | 5310175100 | NR       | 3003  | 50,000    |
| 1.00 | 15386              | Pumping Operations                    |  | 202000 | 5310175100 | NR       | NR    | 53,000    |
| 1.00 | 34998              | 8.5 SMA Mod-PS-357 Electric           |  | 202002 | 5311176000 | NR       | 3003  | 38,700    |
| 1.00 | 34884              | BBCW L31E #4-Electric                 |  | 202002 | 5311176000 | NR       | NR    | 500,000   |
| 1.00 | 35089              | C111 CSSS-PS-331 Electric             |  | 202002 | 5311176000 | NR       | 3002  | 13,265    |
| 1.00 | 34823              | C111 CSSS-PS-331 Fuel/Electric        |  | 202002 | 5311176000 | NR       | 3002  | 1,500,000 |
| 1.00 | 35026              | C111 CSSS-PS-332B Electric            |  | 202002 | 5311176000 | NR       | 3002  | 19,360    |

OPERATIONS & MAINTENANCE

| CE03  | PUMPING OPERATIONS |   | Fund   | FundCenter | Fund Prg | Grant | Amount       |
|-------|--------------------|---|--------|------------|----------|-------|--------------|
| Qty   | Item               | Name  |        |            |          |       |              |
| 1.00  | 35027              | C111 CSSS-PS-332C Electric                  | 202002 | 5311176000 | NR       | 3002  | 19,360       |
| 1.00  | 35105              | C111 CSSS-PS-332D Electric                  | 202002 | 5311176000 | NR       | 3002  | 14,360       |
| 1.00  | 35040              | C111 Normal-PS-332B Electric                | 202002 | 5311176000 | NR       | 3002  | 20,000       |
| 1.00  | 35041              | C111 Normal-PS-332C Electric                | 202002 | 5311176000 | NR       | 3002  | 20,000       |
| 1.00  | 35042              | C111 Normal-PS-332D Electric                | 202002 | 5311176000 | NR       | 3001  | 20,000       |
| 1.00  | 35043              | C111 S331-PS-331 Electric                   | 202002 | 5311176000 | NR       | 3000  | 20,000       |
| 1.00  | 34868              | C111 Spreader-S-199 Electric                | 202002 | 5311176000 | NR       | 3006  | 250,000      |
| 1.00  | 34869              | C111 Spreader-S-200 Electric                | 202002 | 5311176000 | NR       | 3006  | 250,000      |
| 1.00  | 15373              | Pumping Operations                          | 202000 | 5312177000 | NR       | NR    | 126,413      |
| 1.00  | 34833              | Faka U PS-Electrical Service                | 101002 | 5313301000 | NR       | 3008  | 105,288      |
| 1.00  | 34927              | Merritt PS-Electrical Service               | 101002 | 5313301000 | NR       | 3008  | 65,000       |
| 1.00  | 34837              | Miller PS-Electrical Service                | 101002 | 5313301000 | NR       | 3008  | 109,498      |
| 34.00 | Total              | 543701 - Oper Expense - Electrical Service  |        |            |          |       | \$5,558,194  |
| 1.00  | 25998              | Pumping Operations                          | 202000 | 5110171100 | NR       | NR    | 1,500        |
| 1.00  | 17658              | Pumping Operations                          | 202000 | 5211174000 | NR       | NR    | 6,270        |
| 2.00  | Total              | 543702 - Oper Expense - Water/Sewer Service |        |            |          |       | \$7,770      |
| 1.00  | 20961              | Movement of Water                           | 202003 | 5210173100 | NR       | NR    | 200,000      |
| 1.00  | Total              | 543703 - Oper Expense - Natural Gas Service |        |            |          |       | \$200,000    |
| 1.00  | 34904              | Miller PS-3/4T Pick-up                      | 401000 | 5005170400 | NR       | NR    | 49,000       |
| 1.00  | 34854              | Miller PS-Ford F550 1.75T Crane Body        | 401000 | 5005170400 | NR       | NR    | 157,500      |
| 2.00  | Total              | 589500 - Capital Outlay - Vehicles          |        |            |          |       | \$206,500    |
|       | Total              | PUMPING OPERATIONS                          |        |            |          |       | \$17,632,844 |

OPERATIONS & MAINTENANCE

| CF01  | CONSTRUCTION |   | Fund   | FundCenter | Fund Prg | Grant | Amount    |
|-------|--------------|---|--------|------------|----------|-------|-----------|
| Qty   | Item         | Name  |        |            |          |       |           |
| 13.90 | Total        | 510100 - Salaries and Wages - Regular                     |        |            |          |       | \$795,912 |
| 1.00  | Total        | 511100 - Salaries and Wages - Overtime                    |        |            |          |       | \$9,800   |
| 14.90 | Total        | 520900 - Fringe Benefits - FICA Taxes Employer Share      |        |            |          |       | \$61,641  |
| 14.90 | Total        | 521010 - Fringe Benefits - FRS Retirement Contrib         |        |            |          |       | \$115,499 |
| 13.90 | Total        | 521110 - Fringe Benefits - Medical Insurance              |        |            |          |       | \$229,669 |
| 13.90 | Total        | 521120 - Fringe Benefits - Dental Insurance               |        |            |          |       | \$16,958  |
| 13.90 | Total        | 521130 - Fringe Benefits - Vision Insurance               |        |            |          |       | \$1,906   |
| 13.90 | Total        | 521140 - Fringe Benefits - Accidental Death Dismemberment |        |            |          |       | \$202     |
| 13.90 | Total        | 521150 - Fringe Benefits - Long-Term Disability           |        |            |          |       | \$2,780   |
| 13.90 | Total        | 521160 - Fringe Benefits - Life Insurance                 |        |            |          |       | \$3,296   |
| 1.00  | 26009        | Construction  | 202000 | 5311176000 | NR       | NR    | 1,500     |
| 1.00  | Total        | 530100 - Cont Serv - External Provider                    |        |            |          |       | \$1,500   |
| 1.00  | 17632        | Construction  | 202000 | 5110171100 | NR       | NR    | 1,619     |
| 1.00  | Total        | 541301 - Oper Expense - District Uniforms                 |        |            |          |       | \$1,619   |
| 1.00  | 21674        | Safety Boots  | 202000 | 5110171100 | NR       | NR    | 900       |
| 1.00  | Total        | 541302 - Oper Expense - Safety Shoes                      |        |            |          |       | \$900     |
| 1.00  | 17692        | Construction  | 202000 | 5110171100 | NR       | NR    | 4,046     |
| 1.00  | Total        | 541400 - Oper Expense - Tools/Equipment/PPE               |        |            |          |       | \$4,046   |
| 1.00  | 20006        | Construction  | 202000 | 5110171100 | NR       | NR    | 8,500     |



OPERATIONS & MAINTENANCE

| CF01 | CONSTRUCTION |              | Fund         | FundCenter | Fund Prg                                 | Grant | Amount  |             |
|------|--------------|--------------|--------------|------------|--|-------|---------|-------------|
| Qty  | Item         | Name         |              |            |  |       |         |             |
| 1.00 |              | Total        | 541515       | -          | Oper Expense - Parts, Supp - Canal Levee |       | \$8,500 |             |
| 1.00 | 18013        | Construction | 202000       | 5110171100 | NR                                       | NR    | 142     |             |
| 1.00 |              | Total        | 542400       | -          | Oper Expense - Professional Licenses     |       | \$142   |             |
|      |              | Total        | CONSTRUCTION |            |  |       |         | \$1,254,370 |

OPERATIONS & MAINTENANCE

| CF02  | STRUCTURE MAINTENANCE |   |        |  | Fund   | FundCenter | Fund Prg | Grant | Amount      |
|-------|-----------------------|---|--------|--|--------|------------|----------|-------|-------------|
| Qty   | Item                  | Name                                    |        |  |        |            |          |       |             |
| 51.60 |                       | Total                                   | 510100 | - Salaries and Wages - Regular                     |        |            |          |       | \$2,974,613 |
| 8.10  |                       | Total                                   | 511100 | - Salaries and Wages - Overtime                    |        |            |          |       | \$142,999   |
| 59.70 |                       | Total                                   | 520900 | - Fringe Benefits - FICA Taxes Employer Share      |        |            |          |       | \$238,498   |
| 59.70 |                       | Total                                   | 521010 | - Fringe Benefits - FRS Retirement Contrib         |        |            |          |       | \$431,613   |
| 51.60 |                       | Total                                   | 521110 | - Fringe Benefits - Medical Insurance              |        |            |          |       | \$848,356   |
| 51.60 |                       | Total                                   | 521120 | - Fringe Benefits - Dental Insurance               |        |            |          |       | \$62,952    |
| 51.60 |                       | Total                                   | 521130 | - Fringe Benefits - Vision Insurance               |        |            |          |       | \$7,082     |
| 51.60 |                       | Total                                   | 521140 | - Fringe Benefits - Accidental Death Dismemberment |        |            |          |       | \$767       |
| 51.60 |                       | Total                                   | 521150 | - Fringe Benefits - Long-Term Disability           |        |            |          |       | \$10,320    |
| 51.60 |                       | Total                                   | 521160 | - Fringe Benefits - Life Insurance                 |        |            |          |       | \$12,591    |
| 2.00  |                       | Total                                   | 529990 | - Fringe Benefits - Other Personnel Benefits       |        |            |          |       | \$900,000   |
| 1.00  | 35518                 | O&M Field Ops                           |        |  | 202000 | 1010200000 | NR       | NR    | 304,948     |
| 1.00  | 34055                 | O&M Field Ops & Gen Svc Increased Costs |        |  | 202000 | 1010200000 | NR       | NR    | 2,000,000   |
| 2.00  |                       | Total                                   | 530100 | - Cont Serv - External Provider                    |        |            |          |       | \$2,304,948 |
| 1.00  | 35247                 | C44 STA #3-CS Diving Services           |        |  | 202000 | 5110171100 | NR       | NR    | 5,900       |
| 1.00  | 35249                 | Lksd R STA PH2 S-CS Diving Services     |        |  | 202000 | 5110171100 | NR       | NR    | 5,900       |
| 1.00  | 17163                 | Structure Maintenance                   |        |  | 202000 | 5110171100 | NR       | NR    | 2,692       |
| 1.00  | 17156                 | Structure Maintenance                   |        |  | 202000 | 5110171100 | NR       | NR    | 7,493       |
| 1.00  | 30648                 | CS Diving Service                       |        |  | 202000 | 5311176000 | NR       | NR    | 15,484      |
| 5.00  |                       | Total                                   | 530104 | - Cont Serv - Diving Services                      |        |            |          |       | \$37,469    |
| 1.00  | 17171                 | Structure Maintenance                   |        |  | 202000 | 5111172000 | NR       | NR    | 1,633       |

OPERATIONS & MAINTENANCE

CF02 STRUCTURE MAINTENANCE

| Qty   | Item  | Name   | Fund   | FundCenter | Fund Prg | Grant | Amount    |
|-------|-------|--|--------|------------|----------|-------|-----------|
| 1.00  | 17168 | Structure Maintenance                                    | 202000 | 5210173100 | NR       | NR    | 1,349     |
| 1.00  | 17170 | Structure Maintenance                                    | 202000 | 5211174000 | NR       | NR    | 2,053     |
| 1.00  | 17159 | Structure Maintenance                                    | 202000 | 5311176000 | NR       | NR    | 1,619     |
| 1.00  | 17158 | Structure Maintenance                                    | 202000 | 5312177000 | NR       | NR    | 2,023     |
| 1.00  | 15954 | Structure Maintenance                                    | 203000 | 5313301000 | NR       | NR    | 1,926     |
| 6.00  | Total | 530106 - Cont Serv - Alligator Protection Services       |        |            |          |       | \$10,603  |
| 1.00  | 17173 | Structure Maintenance                                    | 202000 | 5110171100 | NR       | NR    | 697,874   |
| 1.00  | Total | 530112 - Cont Serv - Lock Tender                         |        |            |          |       | \$697,874 |
| 1.00  | 17187 | Structure Maintenance                                    | 202000 | 5210173100 | NR       | NR    | 971       |
| 1.00  | 17189 | Structure Maintenance                                    | 202000 | 5211174000 | NR       | NR    | 2,000     |
| 1.00  | 17180 | Structure Maintenance                                    | 202000 | 5310175100 | NR       | NR    | 1,763     |
| 1.00  | 17178 | Structure Maintenance                                    | 202000 | 5312177000 | NR       | NR    | 1,313     |
| 1.00  | 15956 | Structure Maintenance                                    | 203000 | 5313301000 | NR       | NR    | 400       |
| 5.00  | Total | 530120 - Cont Serv - Electrical Services                 |        |            |          |       | \$6,447   |
| 1.00  | 34166 | Kiss Rest-S-67 - Grounds Mowing                          | 202000 | 5110171100 | NR       | NR    | 2,500     |
| 1.00  | 34167 | Kiss Rest-S-67A - Grounds Mowing                         | 202000 | 5110171100 | NR       | NR    | 2,500     |
| 1.00  | 34168 | Kiss Rest-S-68A - Grounds Mowing                         | 202000 | 5110171100 | NR       | NR    | 2,500     |
| 1.00  | 34170 | Kiss Rest-S-83A - Grounds Mowing                         | 202000 | 5110171100 | NR       | NR    | 2,500     |
| 1.00  | 34171 | Kiss Rest-S-83A - Grounds Mowing                         | 202000 | 5110171100 | NR       | NR    | 2,500     |
| 1.00  | 34169 | Kiss Rest-S-83A - Grounds Mowing                         | 202000 | 5110171100 | NR       | NR    | 2,500     |
| 1.00  | 34172 | Kiss Rest-S-84A - Grounds Mowing                         | 202000 | 5110171100 | NR       | NR    | 2,500     |
| 1.00  | 34155 | Rolling Med-Mowing - Structures                          | 202000 | 5111172000 | NR       | NR    | 2,400     |
| 1.00  | 17245 | Structure Maintenance                                    | 202000 | 5111172000 | NR       | NR    | 16,000    |
| 1.00  | 17240 | Structure Maintenance                                    | 202000 | 5210173100 | NR       | NR    | 18,620    |
| 1.00  | 17244 | Structure Maintenance                                    | 202000 | 5211174000 | NR       | NR    | 10,918    |
| 1.00  | 34362 | CEPP S S333N-Mowing                                      | 202002 | 5310175100 | NR       | NR    | 1,350     |
| 1.00  | 17233 | Structure Maintenance                                    | 202000 | 5310175100 | NR       | NR    | 42,928    |
| 1.00  | 26002 | Structure Maintenance                                    | 202000 | 5312177000 | NR       | NR    | 17,000    |
| 1.00  | 15963 | Mowing - Structures                                      | 203000 | 5313301000 | NR       | NR    | 52,680    |
| 15.00 | Total | 530404 - Cont Serv - Mowing Field Stations/Pump Stations |        |            |          |       | \$179,396 |
| 1.00  | 34336 | C43 S470 PS-CS Nuisance Wildlife                         | 202002 | 5211174000 | NR       | 3011  | 1,200     |
| 1.00  | 34335 | C43 S476 PS-CS Nuisance Wildlife                         | 202002 | 5211174000 | NR       | 3011  | 1,200     |

OPERATIONS & MAINTENANCE

| CF02  | STRUCTURE MAINTENANCE |   | Fund   | FundCenter | Fund Prg | Grant | Amount    |
|-------|-----------------------|---|--------|------------|----------|-------|-----------|
| Qty   | Item                  | Name  |        |            |          |       |           |
| 2.00  |                       | Total 530600 - Cont Serv - Maintenance and Repairs          |        |            |          |       | \$2,400   |
| 1.00  | 34262                 | Kiss Rest-S-65DX2 - Weed Traps / Barrier                    | 202000 | 5110171100 | NR       | NR    | 1,500     |
| 1.00  | 34263                 | Lksd R STA PH1 N-General/Building Main                      | 202000 | 5110171100 | NR       | NR    | 1,500     |
| 1.00  | 34113                 | Lksd R STA PH2 S-General Maintenance                        | 202000 | 5110171100 | NR       | NR    | 3,000     |
| 1.00  | 34727                 | Lksd R STA S191A-(191A) Fence Repair                        | 202000 | 5110171100 | NR       | NR    | 225       |
| 1.00  | 17275                 | Structure Maintenance                                       | 202000 | 5110171100 | NR       | NR    | 2,247     |
| 1.00  | 17283                 | Structure Maintenance                                       | 202000 | 5111172000 | NR       | NR    | 20,000    |
| 1.00  | 17280                 | Structure Maintenance                                       | 202000 | 5210173100 | NR       | NR    | 7,937     |
| 1.00  | 17282                 | Structure Maintenance                                       | 202000 | 5211174000 | NR       | NR    | 4,585     |
| 1.00  | 34490                 | CEPP S S333N-Outsource Repairs                              | 202002 | 5310175100 | NR       | NR    | 1,000     |
| 1.00  | 31094                 | Dade-Broward - Outsource Repairs                            | 219000 | 5310175100 | NR       | NR    | 1,500     |
| 1.00  | 26830                 | Dade-Broward - Outsource Repairs                            | 219000 | 5310175100 | NR       | NR    | 1,500     |
| 1.00  | 32559                 | Dade-Broward - Outsource Repairs                            | 219000 | 5310175100 | NR       | NR    | 1,575     |
| 1.00  | 19993                 | STRUCTURE MAINTENANCE                                       | 202000 | 5310175100 | NR       | NR    | 10,000    |
| 1.00  | 17272                 | Structure Maintenance                                       | 202000 | 5310175100 | NR       | NR    | 6,840     |
| 1.00  | 34788                 | BBCW L31E #2-Parts & Supplies                               | 202002 | 5311176000 | NR       | 3007  | 100       |
| 1.00  | 34524                 | BBCW L31E #3-Parts & Supplies                               | 202002 | 5311176000 | NR       | 3007  | 585       |
| 1.00  | 17271                 | Structure Maintenance                                       | 202000 | 5311176000 | NR       | NR    | 5,746     |
| 1.00  | 17270                 | Structure Maintenance                                       | 202000 | 5312177000 | NR       | NR    | 54,793    |
| 1.00  | 15966                 | Structure Maintenance                                       | 203000 | 5313301000 | NR       | NR    | 37,475    |
| 19.00 |                       | Total 530606 - Cont Serv - Maint & Repairs - District Works |        |            |          |       | \$162,108 |
| 1.00  | 17372                 | Structure Maintenance                                       | 202000 | 5110171100 | NR       | NR    | 3,717     |
| 1.00  | 17385                 | Structure Maintenance                                       | 202000 | 5111172000 | NR       | NR    | 1,194     |
| 1.00  | 17379                 | Structure Maintenance                                       | 202000 | 5210173100 | NR       | NR    | 1,573     |
| 1.00  | 35218                 | C43 WB Res WQ-CS Maint. Repair Equip.                       | 202000 | 5211174000 | NR       | NR    | 8,500     |
| 1.00  | 17383                 | Structure Maintenance                                       | 202000 | 5211174000 | NR       | NR    | 858       |
| 1.00  | 17368                 | Structure Maintenance                                       | 202000 | 5310175100 | NR       | NR    | 5,144     |
| 1.00  | 17364                 | Structure Maintenance                                       | 202000 | 5311176000 | NR       | NR    | 1,231     |
| 1.00  | 17363                 | Structure Maintenance                                       | 202000 | 5312177000 | NR       | NR    | 2,287     |
| 1.00  | 15974                 | Structure Maintenance                                       | 203000 | 5313301000 | NR       | NR    | 1,086     |
| 9.00  |                       | Total 530611 - Cont Serv - Maint and Repairs Equipment      |        |            |          |       | \$25,590  |
| 1.00  | 17391                 | Structure Maintenance                                       | 202000 | 5312177000 | NR       | NR    | 2,248     |

OPERATIONS & MAINTENANCE

| CF02 | STRUCTURE MAINTENANCE |                                 |        | Fund   | FundCenter                           | Fund Prg | Grant | Amount  |
|------|-----------------------|---------------------------------|--------|--------|--------------------------------------|----------|-------|---------|
| Qty  | Item                  | Name                            |        |        |                                      |          |       |         |
| 1.00 |                       | Total                           | 530700 | -      | Cont Serv - Equipment Rentals        |          |       | \$2,248 |
| 1.00 | 34657                 | Lksd R STA PH2 S-Signs          |        | 202000 | 5110171100                           | NR       | NR    | 335     |
| 1.00 | 30644                 | Structure Maintenance           |        | 202000 | 5111172000                           | NR       | NR    | 1,000   |
| 2.00 |                       | Total                           | 531100 | -      | Cont Serv - General Maintenance      |          |       | \$1,335 |
| 1.00 | 17469                 | Structure Maintenance           |        | 202000 | 5111172000                           | NR       | NR    | 143     |
| 1.00 | 17462                 | Structure Maintenance           |        | 202000 | 5210173100                           | NR       | NR    | 189     |
| 1.00 | 17467                 | Structure Maintenance           |        | 202000 | 5211174000                           | NR       | NR    | 243     |
| 1.00 | 17448                 | Structure Maintenance           |        | 202000 | 5310175100                           | NR       | NR    | 378     |
| 1.00 | 17443                 | Structure Maintenance           |        | 202000 | 5312177000                           | NR       | NR    | 5,324   |
| 1.00 | 15981                 | Structure Maintenance           |        | 203000 | 5313301000                           | NR       | NR    | 527     |
| 6.00 |                       | Total                           | 531103 | -      | Cont Serv - Waste Disposal Services  |          |       | \$6,804 |
| 1.00 | 34382                 | Kiss Rest-S-65DX1 - Fuel        |        | 202000 | 5110171100                           | NR       | NR    | 1,000   |
| 1.00 | 34383                 | Kiss Rest-S-65DX2 - Fuel        |        | 202000 | 5110171100                           | NR       | NR    | 1,000   |
| 1.00 | 34384                 | Kiss Rest-S-67 - Fuel           |        | 202000 | 5110171100                           | NR       | NR    | 1,000   |
| 1.00 | 34385                 | Kiss Rest-S-67A - Fuel          |        | 202000 | 5110171100                           | NR       | NR    | 1,000   |
| 1.00 | 34386                 | Kiss Rest-S-68A - Fuel          |        | 202000 | 5110171100                           | NR       | NR    | 1,000   |
| 1.00 | 34387                 | Kiss Rest-S-84A - Fuel          |        | 202000 | 5110171100                           | NR       | NR    | 1,000   |
| 6.00 |                       | Total                           | 540030 | -      | Oper Expense - Inventory Other Fuels |          |       | \$6,000 |
| 1.00 | 34596                 | Allapattah Rest-Oil & Lubes     |        | 202000 | 5110171100                           | NR       | NR    | 500     |
| 1.00 | 34718                 | Kiss Rest-S-65DX1 - Oil & Lubes |        | 202000 | 5110171100                           | NR       | NR    | 200     |
| 1.00 | 34791                 | Kiss Rest-S-65DX2 - Oil & Lubes |        | 202000 | 5110171100                           | NR       | NR    | 100     |
| 1.00 | 34792                 | Kiss Rest-S-67 - Oil & Lubes    |        | 202000 | 5110171100                           | NR       | NR    | 100     |
| 1.00 | 34760                 | Kiss Rest-S-67A - Oil & Lubes   |        | 202000 | 5110171100                           | NR       | NR    | 30      |
| 1.00 | 34793                 | Kiss Rest-S-68A - Oil & Lubes   |        | 202000 | 5110171100                           | NR       | NR    | 100     |
| 1.00 | 34794                 | Kiss Rest-S-83A - Oil & Lubes   |        | 202000 | 5110171100                           | NR       | NR    | 100     |
| 1.00 | 34795                 | Kiss Rest-S-84A - Oil & Lubes   |        | 202000 | 5110171100                           | NR       | NR    | 100     |
| 1.00 | 34597                 | Lksd R STA PH2 S-Oil & Lubes    |        | 202000 | 5110171100                           | NR       | NR    | 500     |
| 1.00 | 17497                 | Structure Maintenance           |        | 202000 | 5110171100                           | NR       | NR    | 2,563   |
| 1.00 | 17511                 | Structure Maintenance           |        | 202000 | 5111172000                           | NR       | NR    | 2,000   |
| 1.00 | 17505                 | Structure Maintenance           |        | 202000 | 5210173100                           | NR       | NR    | 7,068   |
| 1.00 | 17509                 | Structure Maintenance           |        | 202000 | 5211174000                           | NR       | NR    | 764     |
| 1.00 | 34637                 | CEPP S S333N-Oils/Lube          |        | 202002 | 5310175100                           | NR       | NR    | 300     |

OPERATIONS & MAINTENANCE

CF02 STRUCTURE MAINTENANCE

| Qty   | Item  | Name   | Fund   | FundCenter | Fund Prg | Grant | Amount   |
|-------|-------|--|--------|------------|----------|-------|----------|
| 1.00  | 34711 | S152 Spillway-Oils/Lube  | 202000 | 5310175100 | NR       | NR    | 160      |
| 1.00  | 17493 | Structure Maintenance  | 202000 | 5310175100 | NR       | NR    | 4,209    |
| 1.00  | 17490 | Structure Maintenance  | 202000 | 5311176000 | NR       | NR    | 1,079    |
| 1.00  | 17489 | Structure Maintenance  | 202000 | 5312177000 | NR       | NR    | 1,394    |
| 1.00  | 15985 | Structure Maintenance  | 203000 | 5313301000 | NR       | NR    | 3,312    |
| 19.00 |       | Total 540040 - Oper Expense - Inventory Oils/Lubricants/Solvents |        |            |          |       | \$24,579 |
| 1.00  | 17453 | Structure Maintenance  | 202000 | 5110171100 | NR       | NR    | 5,000    |
| 1.00  | 17932 | Structure Maintenance  | 202000 | 5111172000 | NR       | NR    | 3,600    |
| 2.00  |       | Total 540050 - Oper Expense - Inventory Parts and Supplies       |        |            |          |       | \$8,600  |
| 1.00  | 17548 | Structure Maintenance  | 202000 | 5110171100 | NR       | NR    | 4,676    |
| 1.00  | 17556 | Structure Maintenance  | 202000 | 5111172000 | NR       | NR    | 1,501    |
| 1.00  | 17553 | Structure Maintenance  | 202000 | 5210173100 | NR       | NR    | 1,978    |
| 1.00  | 17555 | Structure Maintenance  | 202000 | 5211174000 | NR       | NR    | 1,079    |
| 1.00  | 34677 | CEPP S S333N-Propane   | 202002 | 5310175100 | NR       | NR    | 400      |
| 1.00  | 26715 | Dade-Broward - Propane   | 219000 | 5310175100 | NR       | NR    | 170      |
| 1.00  | 32911 | Dade-Broward - Propane   | 219000 | 5310175100 | NR       | NR    | 178      |
| 1.00  | 31419 | Dade-Broward - Propane   | 219000 | 5310175100 | NR       | NR    | 170      |
| 1.00  | 17546 | Structure Maintenance  | 202000 | 5310175100 | NR       | NR    | 2,698    |
| 1.00  | 17541 | Structure Maintenance  | 202000 | 5311176000 | NR       | NR    | 3,058    |
| 1.00  | 17540 | Structure Maintenance  | 202000 | 5312177000 | NR       | NR    | 2,878    |
| 1.00  | 15989 | Structure Maintenance  | 203000 | 5313301000 | NR       | NR    | 2,366    |
| 12.00 |       | Total 541200 - Oper Expense - Liquid Propane Fuel                |        |            |          |       | \$21,152 |
| 1.00  | 15255 | Fuel Card Purchases - BCB FS                                     | 203000 | 5005170400 | NR       | NR    | 500      |
| 1.00  |       | Total 541250 - Oper Expense - Vehicle Fuel Card Consumed         |        |            |          |       | \$500    |
| 1.00  | 34776 | Kiss Rest-S-65DX1 - Chainlink / Barbwire                         | 202000 | 5110171100 | NR       | NR    | 75       |
| 1.00  | 34267 | Kiss Rest-S-65DX1 - Weed Traps / Barrier                         | 202000 | 5110171100 | NR       | NR    | 1,500    |
| 1.00  | 34394 | Kiss Rest-S-65DX2 - General/Building Mai                         | 202000 | 5110171100 | NR       | NR    | 1,000    |
| 1.00  | 34777 | Kiss Rest-S-67 - Chainlink / Barbwire                            | 202000 | 5110171100 | NR       | NR    | 75       |
| 1.00  | 34268 | Kiss Rest-S-67 - Weed Traps / Barrier                            | 202000 | 5110171100 | NR       | NR    | 1,500    |
| 1.00  | 34778 | Kiss Rest-S-67A - Chainlink/Barbwire                             | 202000 | 5110171100 | NR       | NR    | 75       |

OPERATIONS & MAINTENANCE

CF02 STRUCTURE MAINTENANCE

| Qty   | Item  | Name   | Fund   | FundCenter | Fund Prg | Grant | Amount   |
|-------|-------|--|--------|------------|----------|-------|----------|
| 1.00  | 34269 | Kiss Rest-S-67A - Weed Traps / Barrier         | 202000 | 5110171100 | NR       | NR    | 1,500    |
| 1.00  | 34779 | Kiss Rest-S-68A - Chainlink / Barbwire         | 202000 | 5110171100 | NR       | NR    | 75       |
| 1.00  | 34270 | Kiss Rest-S-68A - Weed Traps / Barrier         | 202000 | 5110171100 | NR       | NR    | 1,500    |
| 1.00  | 34780 | Kiss Rest-S-83A - Chainlink / Barbwire         | 202000 | 5110171100 | NR       | NR    | 75       |
| 1.00  | 34395 | Kiss Rest-S-83A - Fuel                         | 202000 | 5110171100 | NR       | NR    | 1,000    |
| 1.00  | 34271 | Kiss Rest-S-83A - Weed Traps/Barrier           | 202000 | 5110171100 | NR       | NR    | 1,500    |
| 1.00  | 34781 | Kiss Rest-S-84A - Chainlink / Barbwire         | 202000 | 5110171100 | NR       | NR    | 75       |
| 1.00  | 34272 | Kiss Rest-S-84A - Weed Traps/Barrier           | 202000 | 5110171100 | NR       | NR    | 1,500    |
| 1.00  | 35326 | Lksd R STA PH2 S-Construction Material         | 202000 | 5110171100 | NR       | NR    | 5,000    |
| 1.00  | 34247 | Lksd R STA S191A-(191A) Constr Matrl           | 202000 | 5110171100 | NR       | NR    | 2,025    |
| 1.00  | 17580 | Structure Maintenance                          | 202000 | 5110171100 | NR       | NR    | 7,576    |
| 1.00  | 17600 | Structure Maintenance                          | 202000 | 5111172000 | NR       | NR    | 3,631    |
| 1.00  | 17591 | Structure Maintenance                          | 202000 | 5210173100 | NR       | NR    | 2,549    |
| 1.00  | 17598 | Structure Maintenance                          | 202000 | 5211174000 | NR       | NR    | 3,251    |
| 1.00  | 34392 | CEPP S S333N-Fencing                           | 202002 | 5310175100 | NR       | NR    | 1,000    |
| 1.00  | 26833 | Dade-Broward - Fencing                         | 219000 | 5310175100 | NR       | NR    | 500      |
| 1.00  | 31461 | Dade-Broward - Fencing                         | 219000 | 5310175100 | NR       | NR    | 500      |
| 1.00  | 32924 | Dade-Broward - Fencing                         | 219000 | 5310175100 | NR       | NR    | 525      |
| 1.00  | 34505 | S152 Spillway-Lumber                           | 202000 | 5310175100 | NR       | NR    | 525      |
| 1.00  | 17574 | Structure Maintenance                          | 202000 | 5310175100 | NR       | NR    | 2,885    |
| 1.00  | 34774 | BBCW L31E #3-Fencing                           | 202002 | 5311176000 | NR       | 3007  | 60       |
| 1.00  | 17565 | Structure Maintenance                          | 202000 | 5311176000 | NR       | NR    | 2,437    |
| 1.00  | 17564 | Structure Maintenance                          | 202000 | 5312177000 | NR       | NR    | 4,467    |
| 1.00  | 15991 | Aquatic Plant Control                          | 203000 | 5313301000 | NR       | NR    | 5,413    |
| 1.00  | 15993 | Structure Maintenance                          | 203000 | 5313301000 | NR       | NR    | 4,003    |
| 31.00 | Total | 541300 - Oper Expense - Construction Materials |        |            |          |       | \$57,797 |
| 1.00  | 34449 | Lksd R STA PH2 S-Uniforms                      | 202000 | 5110171100 | NR       | NR    | 770      |
| 1.00  | 17635 | Structure Maintenance                          | 202000 | 5110171100 | NR       | NR    | 2,318    |
| 1.00  | 17660 | Structure Maintenance                          | 202000 | 5111172000 | NR       | NR    | 700      |
| 1.00  | 17649 | Structure Maintenance                          | 202000 | 5210173100 | NR       | NR    | 1,279    |
| 1.00  | 17657 | Structure Maintenance                          | 202000 | 5211174000 | NR       | NR    | 120      |
| 1.00  | 17627 | Structure Maintenance                          | 202000 | 5310175100 | NR       | NR    | 3,779    |
| 1.00  | 17616 | Structure Maintenance                          | 202000 | 5311176000 | NR       | NR    | 659      |
| 1.00  | 17614 | Structure Maintenance                          | 202000 | 5312177000 | NR       | NR    | 1,022    |
| 1.00  | 15997 | Structure Maintenance                          | 203000 | 5313301000 | NR       | NR    | 756      |
| 9.00  | Total | 541301 - Oper Expense - District Uniforms      |        |            |          |       | \$11,403 |

OPERATIONS & MAINTENANCE

| CF02  | STRUCTURE MAINTENANCE |   | Fund   | FundCenter | Fund Prg | Grant | Amount   |
|-------|-----------------------|---|--------|------------|----------|-------|----------|
| Qty   | Item                  | Name  |        |            |          |       |          |
| 1.00  | 20967                 | Safety Boots                                      | 202000 | 5110171100 | NR       | NR    | 1,000    |
| 1.00  | 20968                 | Safety Boots                                      | 202000 | 5111172000 | NR       | NR    | 4,000    |
| 1.00  | 20963                 | Safety Boots                                      | 202000 | 5210173100 | NR       | NR    | 2,500    |
| 1.00  | 34187                 | C43 W Res-OE Safety Shoes                         | 202000 | 5211174000 | NR       | 3011  | 2,500    |
| 1.00  | 20965                 | Safety Boots                                      | 202000 | 5211174000 | NR       | NR    | 2,500    |
| 1.00  | 20969                 | Safety Boots                                      | 202000 | 5310175100 | NR       | NR    | 4,000    |
| 1.00  | 20970                 | Safety Boots                                      | 202000 | 5311176000 | NR       | NR    | 1,500    |
| 1.00  | 20971                 | Safety Boots                                      | 202000 | 5312177000 | NR       | NR    | 2,000    |
| 1.00  | 21660                 | Safety Boots - Struct Maint                       | 202000 | 5312177000 | NR       | NR    | 387      |
| 1.00  | 20962                 | Safety Boots                                      | 203000 | 5313301000 | NR       | NR    | 1,000    |
| 10.00 |                       | Total 541302 - Oper Expense - Safety Shoes        |        |            |          |       | \$21,387 |
| 1.00  | 17695                 | Structure Maintenance                             | 202000 | 5110171100 | NR       | NR    | 12,139   |
| 1.00  | 17722                 | Structure Maintenance                             | 202000 | 5111172000 | NR       | NR    | 4,567    |
| 1.00  | 17711                 | Structure Maintenance                             | 202000 | 5210173100 | NR       | NR    | 5,990    |
| 1.00  | 17720                 | Structure Maintenance                             | 202000 | 5211174000 | NR       | NR    | 2,023    |
| 1.00  | 33028                 | Dade-Broward - Small Tools                        | 219000 | 5310175100 | NR       | NR    | 1,050    |
| 1.00  | 31522                 | Dade-Broward - Small Tools                        | 219000 | 5310175100 | NR       | NR    | 1,000    |
| 1.00  | 26829                 | Dade-Broward - Small Tools                        | 219000 | 5310175100 | NR       | NR    | 1,000    |
| 1.00  | 17686                 | Structure Maintenance                             | 202000 | 5310175100 | NR       | NR    | 9,666    |
| 1.00  | 17674                 | Structure Maintenance                             | 202000 | 5311176000 | NR       | NR    | 10,045   |
| 1.00  | 17672                 | Structure Maintenance                             | 202000 | 5312177000 | NR       | NR    | 8,570    |
| 1.00  | 16002                 | Structure Maintenance                             | 203000 | 5313301000 | NR       | NR    | 3,926    |
| 1.00  | 15839                 | Tools & Equipment                                 | 101000 | 5513142700 | NR       | NR    | 1,702    |
| 1.00  | 11980                 | Tools & Equipment                                 | 202000 | 5513142700 | NR       | NR    | 75       |
| 1.00  | 18383                 | Tools and Equipment                               | 202000 | 5611187000 | NR       | NR    | 1,080    |
| 14.00 |                       | Total 541400 - Oper Expense - Tools/Equipment/PPE |        |            |          |       | \$62,833 |
| 1.00  | 34798                 | BBCW L31E #2-P&S Other Equip                      | 202002 | 5311176000 | NR       | 3007  | 100      |
| 1.00  |                       | Total 541500 - Oper Expense - Parts and Supplies  |        |            |          |       | \$100    |
| 1.00  | 17839                 | Structure Maintenance                             | 202000 | 5110171100 | NR       | NR    | 831      |
| 1.00  | 17854                 | Structure Maintenance                             | 202000 | 5111172000 | NR       | NR    | 547      |
| 1.00  | 17848                 | Structure Maintenance                             | 202000 | 5210173100 | NR       | NR    | 1,396    |
| 1.00  | 17852                 | Structure Maintenance                             | 202000 | 5211174000 | NR       | NR    | 391      |
| 1.00  | 34707                 | CEPP S S333N-Paint                                | 202002 | 5310175100 | NR       | NR    | 150      |
| 1.00  | 33113                 | Dade-Broward - Paint                              | 219000 | 5310175100 | NR       | NR    | 210      |



OPERATIONS & MAINTENANCE

| CF02  | STRUCTURE MAINTENANCE |   | Fund   | FundCenter | Fund Prg | Grant | Amount   |
|-------|-----------------------|---|--------|------------|----------|-------|----------|
| Qty   | Item                  | Name  |        |            |          |       |          |
| 1.00  | 26714                 | Dade-Broward - Paint  | 219000 | 5310175100 | NR       | NR    | 200      |
| 1.00  | 31614                 | Dade-Broward - Paint  | 219000 | 5310175100 | NR       | NR    | 200      |
| 1.00  | 34749                 | S152 Spillway-Paint   | 202000 | 5310175100 | NR       | NR    | 265      |
| 1.00  | 17835                 | Structure Maintenance   | 202000 | 5310175100 | NR       | NR    | 1,010    |
| 1.00  | 17830                 | Structure Maintenance   | 202000 | 5311176000 | NR       | NR    | 1,414    |
| 1.00  | 17829                 | Structure Maintenance   | 202000 | 5312177000 | NR       | NR    | 748      |
| 12.00 | Total                 | 541503 - Oper Expense - Parts,Supp - Build & Ground Equip     |        |            |          |       | \$7,362  |
| 1.00  | 17872                 | Structure Maintenance   | 202000 | 5110171100 | NR       | NR    | 15,957   |
| 1.00  | 34708                 | G103 Gtd Spill-Electric Service                               | 202000 | 5111172000 | NR       | NR    | 150      |
| 1.00  | 17891                 | Structure Maintenance   | 202000 | 5111172000 | NR       | NR    | 14,027   |
| 1.00  | 17881                 | Structure Maintenance   | 202000 | 5210173100 | NR       | NR    | 6,719    |
| 1.00  | 17885                 | Structure Maintenance   | 202000 | 5211174000 | NR       | NR    | 3,467    |
| 1.00  | 34415                 | CEPP S S333N-Electric P&S                                     | 202002 | 5310175100 | NR       | NR    | 1,000    |
| 1.00  | 26717                 | Dade-Broward - P&S Electrical/Electronic                      | 219000 | 5310175100 | NR       | NR    | 700      |
| 1.00  | 31656                 | Dade-Broward - P&S Electrical/Electronic                      | 219000 | 5310175100 | NR       | NR    | 700      |
| 1.00  | 33132                 | Dade-Broward - P&S Electrical/Electronic                      | 219000 | 5310175100 | NR       | NR    | 735      |
| 1.00  | 17868                 | Structure Maintenance   | 202000 | 5310175100 | NR       | NR    | 15,004   |
| 1.00  | 17863                 | Structure Maintenance   | 202000 | 5311176000 | NR       | NR    | 6,897    |
| 1.00  | 17862                 | Structure Maintenance   | 202000 | 5312177000 | NR       | NR    | 7,863    |
| 1.00  | 16016                 | Structure Maintenance   | 203000 | 5313301000 | NR       | NR    | 4,931    |
| 13.00 | Total                 | 541505 - Oper Expense - Parts,Supp - Electrical/Electronic    |        |            |          |       | \$78,150 |
| 1.00  | 17913                 | Structure Maintenance   | 202000 | 5110171100 | NR       | NR    | 290      |
| 1.00  | 17922                 | Structure Maintenance   | 202000 | 5210173100 | NR       | NR    | 94       |
| 1.00  | 17926                 | Structure Maintenance   | 202000 | 5211174000 | NR       | NR    | 2,629    |
| 1.00  | 17909                 | Structure Maintenance   | 202000 | 5310175100 | NR       | NR    | 332      |
| 1.00  | 17904                 | Structure Maintenance   | 202000 | 5312177000 | NR       | NR    | 225      |
| 1.00  | 16019                 | Structure Maintenance   | 203000 | 5313301000 | NR       | NR    | 263      |
| 6.00  | Total                 | 541511 - Oper Expense - Parts and Supplies Security Equipment |        |            |          |       | \$3,833  |
| 1.00  | 34613                 | 10 Mi Creek-Ten Mile Creek- Building/Gr                       | 202000 | 5110171100 | NR       | NR    | 500      |
| 1.00  | 34240                 | Allapattah Rest-Parts & Supplies                              | 202000 | 5110171100 | NR       | NR    | 2,000    |
| 1.00  | 34517                 | Kiss Rest-S-65DX1 - General/Building<br>Mai                   | 202000 | 5110171100 | NR       | NR    | 550      |
| 1.00  | 34284                 | Kiss Rest-S-65DX1 - SCADA / Telemetry                         | 202000 | 5110171100 | NR       | NR    | 1,500    |
| 1.00  | 34800                 | Kiss Rest-S-65DX1 - Signs                                     | 202000 | 5110171100 | NR       | NR    | 100      |

OPERATIONS & MAINTENANCE

CF02 STRUCTURE MAINTENANCE

| Qty  | Item  | Name                                     | Fund   | FundCenter | Fund Prg | Grant | Amount |
|------|-------|--|--------|------------|----------|-------|--------|
| 1.00 | 34782 | Kiss Rest-S-65DX2 - Chainlink / Barbwire | 202000 | 5110171100 | NR       | NR    | 75     |
| 1.00 | 34285 | Kiss Rest-S-65DX2 - SCADA / Telemetry    | 202000 | 5110171100 | NR       | NR    | 1,500  |
| 1.00 | 34801 | Kiss Rest-S-65DX2 - Signs                | 202000 | 5110171100 | NR       | NR    | 100    |
| 1.00 | 34418 | Kiss Rest-S-67 - General/Building Maint  | 202000 | 5110171100 | NR       | NR    | 1,000  |
| 1.00 | 34286 | Kiss Rest-S-67 - SCADA / Telemetry       | 202000 | 5110171100 | NR       | NR    | 1,500  |
| 1.00 | 34802 | Kiss Rest-S-67 - Signs                   | 202000 | 5110171100 | NR       | NR    | 100    |
| 1.00 | 34419 | Kiss Rest-S-67A - General/Building Maint | 202000 | 5110171100 | NR       | NR    | 1,000  |
| 1.00 | 34287 | Kiss Rest-S-67A - SCADA / Telemetry      | 202000 | 5110171100 | NR       | NR    | 1,500  |
| 1.00 | 34803 | Kiss Rest-S-67A - Signs                  | 202000 | 5110171100 | NR       | NR    | 100    |
| 1.00 | 34420 | Kiss Rest-S-68A - General/Building Maint | 202000 | 5110171100 | NR       | NR    | 1,000  |
| 1.00 | 34288 | Kiss Rest-S-68A - SCADA / Telemetry      | 202000 | 5110171100 | NR       | NR    | 1,500  |
| 1.00 | 34804 | Kiss Rest-S-68A - Signs                  | 202000 | 5110171100 | NR       | NR    | 100    |
| 1.00 | 34421 | Kiss Rest-S-83A - General/Building Maint | 202000 | 5110171100 | NR       | NR    | 1,000  |
| 1.00 | 34289 | Kiss Rest-S-83A - Scada/Telemetry        | 202000 | 5110171100 | NR       | NR    | 1,500  |
| 1.00 | 34805 | Kiss Rest-S-83A - Signs                  | 202000 | 5110171100 | NR       | NR    | 100    |
| 1.00 | 34422 | Kiss Rest-S-84A - General/Building Maint | 202000 | 5110171100 | NR       | NR    | 1,000  |
| 1.00 | 34290 | Kiss Rest-S-84A - SCADA / Telemetry      | 202000 | 5110171100 | NR       | NR    | 1,500  |
| 1.00 | 34806 | Kiss Rest-S-84A - Signs                  | 202000 | 5110171100 | NR       | NR    | 100    |
| 1.00 | 35075 | Lksd R STA PH1 N-Parts & Supplies        | 202000 | 5110171100 | NR       | NR    | 12,500 |
| 1.00 | 17938 | Structure Maintenance                    | 202000 | 5110171100 | NR       | NR    | 56,550 |
| 1.00 | 34088 | Rolling Med-P&S Water Control            | 202000 | 5111172000 | NR       | NR    | 2,520  |
| 1.00 | 17949 | Structure Maintenance                    | 202000 | 5111172000 | NR       | NR    | 21,015 |
| 1.00 | 17944 | Structure Maintenance                    | 202000 | 5210173100 | NR       | NR    | 53,375 |
| 1.00 | 34283 | Boma AGI-OE P&S Water Control            | 202000 | 5211174000 | NR       | NR    | 1,500  |
| 1.00 | 35413 | C43 S470 PS-OE P&S Water Control         | 202002 | 5211174000 | NR       | 3011  | 4,500  |
| 1.00 | 35412 | C43 S476 PS-OE P&S Water Control         | 202002 | 5211174000 | NR       | 3011  | 4,500  |
| 1.00 | 17946 | Structure Maintenance                    | 202000 | 5211174000 | NR       | NR    | 9,224  |
| 1.00 | 34417 | CEPP S S333N-Parts & Supplies            | 202002 | 5310175100 | NR       | NR    | 1,000  |
| 1.00 | 35273 | CEPP S S333N-Tuff Booms                  | 202002 | 5310175100 | NR       | NR    | 6,400  |
| 1.00 | 26716 | Dade-Broward - Parts & Supplies          | 219000 | 5310175100 | NR       | NR    | 700    |
| 1.00 | 31752 | Dade-Broward - Parts & Supplies          | 219000 | 5310175100 | NR       | NR    | 700    |
| 1.00 | 33259 | Dade-Broward - Parts & Supplies          | 219000 | 5310175100 | NR       | NR    | 735    |
| 1.00 | 35039 | S152 Spillway-P&S (Tuff Booms)           | 202000 | 5310175100 | NR       | NR    | 20,000 |
| 1.00 | 34239 | S152 Spillway-Parts & Supplies           | 202000 | 5310175100 | NR       | NR    | 2,000  |
| 1.00 | 17936 | Structure Maintenance                    | 202000 | 5310175100 | NR       | NR    | 35,628 |
| 1.00 | 34525 | BBCW L31E #3-P&S Other Equip             | 202002 | 5311176000 | NR       | 3007  | 585    |
| 1.00 | 17935 | Structure Maintenance                    | 202000 | 5311176000 | NR       | NR    | 15,000 |
| 1.00 | 34612 | US1 Culverts-Parts & Supplies            | 202000 | 5311176000 | NR       | NR    | 500    |

OPERATIONS & MAINTENANCE

| CF02  | STRUCTURE MAINTENANCE |  | Fund   | FundCenter | Fund Prg | Grant | Amount    |
|-------|-----------------------|--|--------|------------|----------|-------|-----------|
| Qty   | Item                  | Name   |        |            |          |       |           |
| 1.00  | 17933                 | Structure Maintenance  | 202000 | 5312177000 | NR       | NR    | 9,836     |
| 1.00  | 34236                 | Manatee Mit-Structure Maint  | 101002 | 5313301000 | NR       | 3008  | 2,000     |
| 1.00  | 16020                 | Structure Maintenance  | 203000 | 5313301000 | NR       | NR    | 60,364    |
| 1.00  | 35508                 | Tuff Booms   | 203000 | 5313301000 | NR       | NR    | 30,000    |
| 47.00 |                       | Total 541512 - Oper Expense - Parts and Supplies Water Control Structure |        |            |          |       | \$370,457 |
| 1.00  | 34615                 | Boma FEB-OE P&S other  | 202000 | 5211174000 | NR       | NR    | 500       |
| 1.00  | 34616                 | Lake Hicpo PH2-OE P&S other  | 202000 | 5211174000 | NR       | NR    | 500       |
| 2.00  |                       | Total 541513 - Oper Expense - Parts and Supplies Other                   |        |            |          |       | \$1,000   |
| 1.00  | 17966                 | Structure Maintenance  | 202000 | 5110171100 | NR       | NR    | 1,207     |
| 1.00  | 17983                 | Structure Maintenance  | 202000 | 5111172000 | NR       | NR    | 3,854     |
| 1.00  | 17975                 | Structure Maintenance  | 202000 | 5210173100 | NR       | NR    | 415       |
| 1.00  | 17980                 | Structure Maintenance  | 202000 | 5211174000 | NR       | NR    | 534       |
| 1.00  | 17963                 | Structure Maintenance  | 202000 | 5310175100 | NR       | NR    | 831       |
| 1.00  | 17955                 | Structure Maintenance  | 202000 | 5311176000 | NR       | NR    | 653       |
| 1.00  | 17953                 | Structure Maintenance  | 202000 | 5312177000 | NR       | NR    | 712       |
| 7.00  |                       | Total 541600 - Oper Expense - Rent/Lease Equipment                       |        |            |          |       | \$8,206   |
| 1.00  | 18016                 | Structure Maintenance  | 202000 | 5110171100 | NR       | NR    | 333       |
| 1.00  | 18027                 | Structure Maintenance  | 202000 | 5111172000 | NR       | NR    | 113       |
| 1.00  | 18020                 | Structure Maintenance  | 202000 | 5210173100 | NR       | NR    | 135       |
| 1.00  | 18024                 | Structure Maintenance  | 202000 | 5211174000 | NR       | NR    | 313       |
| 1.00  | 18010                 | Structure Maintenance  | 202000 | 5310175100 | NR       | NR    | 450       |
| 1.00  | 18008                 | Structure Maintenance  | 202000 | 5311176000 | NR       | NR    | 225       |
| 1.00  | 18002                 | Structure Maintenance  | 202000 | 5312177000 | NR       | NR    | 475       |
| 1.00  | 16031                 | Structure Maintenance  | 203000 | 5313301000 | NR       | NR    | 156       |
| 8.00  |                       | Total 542400 - Oper Expense - Professional Licenses                      |        |            |          |       | \$2,200   |
| 1.00  | 34621                 | CEPP S S333N-Waste Disposal  | 202002 | 5310175100 | NR       | NR    | 500       |
| 1.00  | 26832                 | Dade-Broward - Waste Disposal  | 219000 | 5310175100 | NR       | NR    | 350       |
| 1.00  | 33392                 | Dade-Broward - Waste Disposal  | 219000 | 5310175100 | NR       | NR    | 367       |
| 1.00  | 31875                 | Dade-Broward - Waste Disposal  | 219000 | 5310175100 | NR       | NR    | 350       |
| 4.00  |                       | Total 543302 - Oper Expense - Waste Disposal Fees                        |        |            |          |       | \$1,567   |

OPERATIONS & MAINTENANCE

| CF02  | STRUCTURE MAINTENANCE |   | Fund   | FundCenter | Fund Prg | Grant | Amount       |
|-------|-----------------------|---|--------|------------|----------|-------|--------------|
| Qty   | Item                  | Name  |        |            |          |       |              |
| 1.00  | 34622                 | Allapattah Rest-Electric                              | 202000 | 5110171100 | NR       | NR    | 500          |
| 1.00  |                       | Total 543700 - Oper Expense - Utilities               |        |            |          |       | \$500        |
| 1.00  | 34294                 | Kiss Rest-S-65DX1 - Electrical Service                | 202000 | 5110171100 | NR       | NR    | 1,500        |
| 1.00  | 34295                 | Kiss Rest-S-65DX2 - Electrical Service                | 202000 | 5110171100 | NR       | NR    | 1,500        |
| 1.00  | 34556                 | Kiss Rest-S-67 - Electrical Service                   | 202000 | 5110171100 | NR       | NR    | 685          |
| 1.00  | 34712                 | Kiss Rest-S-67A - Electrical Service                  | 202000 | 5110171100 | NR       | NR    | 170          |
| 1.00  | 34470                 | Kiss Rest-S-68A - Electrical Service                  | 202000 | 5110171100 | NR       | NR    | 850          |
| 1.00  | 34471                 | Kiss Rest-S-83A - Electrical Service                  | 202000 | 5110171100 | NR       | NR    | 850          |
| 1.00  | 34472                 | Kiss Rest-S-84A - Electrical Service                  | 202000 | 5110171100 | NR       | NR    | 850          |
| 1.00  | 35429                 | CEPP S S333N-Electrical Service                       | 202002 | 5310175100 | NR       | NR    | 3,000        |
| 1.00  | 26831                 | Dade-Broward - Electrical Service                     | 219000 | 5310175100 | NR       | NR    | 1,250        |
| 1.00  | 33415                 | Dade-Broward - Electrical Service                     | 219000 | 5310175100 | NR       | NR    | 1,312        |
| 1.00  | 31907                 | Dade-Broward - Electrical Service                     | 219000 | 5310175100 | NR       | NR    | 1,250        |
| 11.00 |                       | Total 543701 - Oper Expense - Electrical Service      |        |            |          |       | \$13,217     |
| 1.00  | 30645                 | Structure Maintenance-Freight                         | 202000 | 5111172000 | NR       | NR    | 500          |
| 1.00  | 16023                 | Structure Maintenance                                 | 203000 | 5313301000 | NR       | NR    | 2,659        |
| 2.00  |                       | Total 543800 - Oper Expense - Freight                 |        |            |          |       | \$3,159      |
| 1.00  | 24649                 | Structure Maintenance                                 | 202000 | 5210173100 | NR       | NR    | 20,000       |
| 1.00  |                       | Total 545010 - Oper Expense - Interagency State of FL |        |            |          |       | \$20,000     |
| 1.00  | 35544                 | IG Report Heavy Equipment Replacements                | 402000 | 1010200000 | NR       | NR    | 81,176       |
| 1.00  | 35542                 | IG Report Heavy Equipment Replacements                | 402000 | 1010200000 | NR       | NR    | 900,000      |
| 1.00  | 15400                 | Structure Maintenance                                 | 402000 | 5310175100 | NR       | NR    | 7,500        |
| 1.00  | 15406                 | Structure Maintenance                                 | 402000 | 5311176000 | NR       | NR    | 7,000        |
| 1.00  | 15407                 | Structure Maintenance                                 | 402000 | 5312177000 | NR       | NR    | 4,372        |
| 5.00  |                       | Total 589300 - Capital Outlay - Equipment             |        |            |          |       | \$1,000,048  |
| .80   | 15895                 | CO Vehicles   | 402000 | 5005170400 | NR       | NR    | 589,194      |
| .80   |                       | Total 589500 - Capital Outlay - Vehicles              |        |            |          |       | \$589,194    |
|       |                       | Total STRUCTURE MAINTENANCE                           |        |            |          |       | \$11,380,257 |

OPERATIONS & MAINTENANCE

| CF03  | STRUCTURE OVERHAUL |  | Fund   | FundCenter | Fund Prg | Grant | Amount    |
|-------|--------------------|--|--------|------------|----------|-------|-----------|
| Qty   | Item               | Name   |        |            |          |       |           |
| 18.10 | Total              | 510100 - Salaries and Wages - Regular                              |        |            |          |       | \$979,350 |
| 3.00  | Total              | 511100 - Salaries and Wages - Overtime                             |        |            |          |       | \$23,362  |
| 21.10 | Total              | 520900 - Fringe Benefits - FICA Taxes Employer Share               |        |            |          |       | \$76,712  |
| 21.10 | Total              | 521010 - Fringe Benefits - FRS Retirement Contrib                  |        |            |          |       | \$139,640 |
| 18.10 | Total              | 521110 - Fringe Benefits - Medical Insurance                       |        |            |          |       | \$297,073 |
| 18.10 | Total              | 521120 - Fringe Benefits - Dental Insurance                        |        |            |          |       | \$22,082  |
| 18.10 | Total              | 521130 - Fringe Benefits - Vision Insurance                        |        |            |          |       | \$2,487   |
| 18.10 | Total              | 521140 - Fringe Benefits - Accidental Death Dismemberment          |        |            |          |       | \$265     |
| 18.10 | Total              | 521150 - Fringe Benefits - Long-Term Disability                    |        |            |          |       | \$3,620   |
| 18.10 | Total              | 521160 - Fringe Benefits - Life Insurance                          |        |            |          |       | \$4,427   |
| 1.00  | 1992               | STRUCTURE OVERHAUL   | 202000 | 5210173100 | NR       | NR    | 4,000     |
| 1.00  | Total              | 540040 - Oper Expense - Inventory Oils/Lubricants/Solvents         |        |            |          |       | \$4,000   |
| 1.00  | 17648              | Structure Overhaul   | 202000 | 5210173100 | NR       | NR    | 350       |
| 1.00  | Total              | 541301 - Oper Expense - District Uniforms                          |        |            |          |       | \$350     |
| 1.00  | 17710              | Structure Overhaul   | 202000 | 5210173100 | NR       | NR    | 5,371     |
| 1.00  | Total              | 541400 - Oper Expense - Tools/Equipment/PPE                        |        |            |          |       | \$5,371   |
| 1.00  | 17928              | Structure Overhaul   | 202000 | 5111172000 | NR       | NR    | 1,423     |
| 1.00  | Total              | 541512 - Oper Expense - Parts and Supplies Water Control Structure |        |            |          |       | \$1,423   |
| 1.00  | 23040              | Structure Overhaul   | 202000 | 5210173100 | NR       | NR    | 12,500    |

OPERATIONS & MAINTENANCE

CF03 STRUCTURE OVERHAUL

| Qty  | Item  | Name                    | Fund   | FundCenter | Fund Prg   | Grant | Amount      |
|------|-------|-------------------------|--------|------------|--|-------|-------------|
| 1.00 |       | Total                   | 541514 | -          | Oper Expense - Parts, Supp - Maint Supp Facility |       | \$12,500    |
| 1.00 | 35510 | LP Tanks for Generators | 403000 | 5313301000 | NR   | NR    | 304,197     |
| 1.00 |       | Total                   | 589300 | -          | Capital Outlay - Equipment                       |       | \$304,197   |
|      |       | Total                   |        |            | STRUCTURE OVERHAUL                               |       | \$1,876,859 |

OPERATIONS & MAINTENANCE

| CF05  | PUMP STATION MAINTENANCE |   |        |  | Fund       | FundCenter | Fund Prg | Grant | Amount      |
|-------|--------------------------|---|--------|--|------------|------------|----------|-------|-------------|
| Qty   | Item                     | Name                                    |        |  |            |            |          |       |             |
| 60.60 |                          | Total                                   | 510100 | - Salaries and Wages - Regular                     |            |            |          |       | \$3,542,672 |
| 3.00  |                          | Total                                   | 511100 | - Salaries and Wages - Overtime                    |            |            |          |       | \$70,888    |
| 63.60 |                          | Total                                   | 520900 | - Fringe Benefits - FICA Taxes Employer Share      |            |            |          |       | \$276,437   |
| 63.60 |                          | Total                                   | 521010 | - Fringe Benefits - FRS Retirement Contrib         |            |            |          |       | \$510,004   |
| 60.60 |                          | Total                                   | 521110 | - Fringe Benefits - Medical Insurance              |            |            |          |       | \$992,992   |
| 60.60 |                          | Total                                   | 521120 | - Fringe Benefits - Dental Insurance               |            |            |          |       | \$73,932    |
| 60.60 |                          | Total                                   | 521130 | - Fringe Benefits - Vision Insurance               |            |            |          |       | \$8,326     |
| 60.60 |                          | Total                                   | 521140 | - Fringe Benefits - Accidental Death Dismemberment |            |            |          |       | \$914       |
| 60.60 |                          | Total                                   | 521150 | - Fringe Benefits - Long-Term Disability           |            |            |          |       | \$12,120    |
| 60.60 |                          | Total                                   | 521160 | - Fringe Benefits - Life Insurance                 |            |            |          |       | \$15,059    |
| 1.00  | 35517                    | O&M Field Ops                           | 101000 |  | 1010200000 | NR         | NR       |       | 404,238     |
| 1.00  | 34054                    | O&M Field Ops & Gen Svc Increased Costs | 202000 |  | 1010200000 | NR         | NR       |       | 2,113,983   |
| 2.00  |                          | Total                                   | 530100 | - Cont Serv - External Provider                    |            |            |          |       | \$2,518,221 |
| 1.00  | 35246                    | C44 S401 PS-CS Diving Services          | 202000 |  | 5110171100 | NR         | NR       |       | 5,900       |
| 1.00  | 35248                    | Lksd R STA PH1 N-CS Diving Services     | 202000 |  | 5110171100 | NR         | NR       |       | 5,900       |
| 1.00  | 17181                    | Pump Station Maintenance                | 202000 |  | 5110171100 | NR         | NR       |       | 4,650       |
| 1.00  | 17162                    | Pump Station Maintenance                | 202000 |  | 5110171100 | NR         | NR       |       | 1,799       |
| 1.00  | 35012                    | C43 WB Res WQ-CS Diving Services        | 202000 |  | 5211174000 | NR         | NR       |       | 16,250      |
| 1.00  | 35251                    | G200A PS-CS Diving Services             | 202002 |  | 5211174000 | NR         | NR       |       | 6,000       |
| 1.00  | 35034                    | Mod Wtr S356-Diving Services            | 202002 |  | 5310175100 | NR         | 3003     |       | 20,000      |
| 1.00  | 35373                    | 8.5 SMA Mod-SIP Maint Dive Services     | 202002 |  | 5311176000 | NR         | 3003     |       | 4,000       |
| 1.00  | 35375                    | C111 Normal-Dive Svc SIP Maint Rep      | 202002 |  | 5311176000 | NR         | 3001     |       | 4,000       |
| 1.00  | 35374                    | C111 Spreader-Dive Svcs SIP Mait Rep    | 202002 |  | 5311176000 | NR         | 3006     |       | 4,000       |
| 10.00 |                          | Total                                   | 530104 | - Cont Serv - Diving Services                      |            |            |          |       | \$72,499    |

OPERATIONS & MAINTENANCE

| CF05  | PUMP STATION MAINTENANCE |  | Fund   | FundCenter | Fund Prg | Grant | Amount   |
|-------|--------------------------|--|--------|------------|----------|-------|----------|
| Qty   | Item                     | Name   |        |            |          |       |          |
| 1.00  | 17167                    | Pump Station Maintenance                                 | 202000 | 5210173100 | NR       | NR    | 1,259    |
| 1.00  | 34372                    | G200A PS-CS Alligator Protect                            | 202002 | 5211174000 | NR       | NR    | 1,500    |
| 1.00  | 17169                    | Pump Station Maintenance                                 | 202000 | 5211174000 | NR       | NR    | 148      |
| 1.00  | 34451                    | BBCW Deering-Trapping Services                           | 202002 | 5310175100 | NR       | 3007  | 800      |
| 1.00  | 34557                    | Mod Wtr S356-Trapping Services                           | 202002 | 5310175100 | NR       | 3003  | 700      |
| 1.00  | 17157                    | Pump Station Maintenance                                 | 202000 | 5312177000 | NR       | NR    | 184      |
| 1.00  | 34465                    | Faka U PS-Gator Services                                 | 101002 | 5313301000 | NR       | 3008  | 825      |
| 1.00  | 34450                    | Merritt PS-Gator Services                                | 101002 | 5313301000 | NR       | 3008  | 775      |
| 8.00  |                          | Total 530106 - Cont Serv - Alligator Protection Services |        |            |          |       | \$6,191  |
| 1.00  | 17186                    | Pump Station Maintenance                                 | 202000 | 5210173100 | NR       | NR    | 12,141   |
| 1.00  | 34209                    | Boma AGI-CS Electrical Service                           | 202000 | 5211174000 | NR       | NR    | 2,000    |
| 1.00  | 35275                    | C43 S470 PS-CS Electrical Service                        | 202002 | 5211174000 | NR       | 3011  | 6,500    |
| 1.00  | 35274                    | C43 S476 PS-CS Electrical Service                        | 202002 | 5211174000 | NR       | 3011  | 6,500    |
| 1.00  | 35211                    | C43 WB Res WQ-CS Electrical Service                      | 202000 | 5211174000 | NR       | NR    | 8,500    |
| 1.00  | 35401                    | Hicpo Enhnce-CS Electrical Service                       | 202000 | 5211174000 | NR       | NR    | 4,500    |
| 1.00  | 17188                    | Pump Station Maintenance                                 | 202000 | 5211174000 | NR       | NR    | 5,500    |
| 1.00  | 17177                    | Pump Station Maintenance                                 | 202000 | 5312177000 | NR       | NR    | 3,617    |
| 1.00  | 35250                    | Faka U PS-LED Light Replacements                         | 101002 | 5313301000 | NR       | 3008  | 5,900    |
| 1.00  | 35294                    | Merritt PS-LED Light Replacements                        | 101002 | 5313301000 | NR       | 3008  | 7,200    |
| 1.00  | 35272                    | Miller PS-LED Light Replacements                         | 101002 | 5313301000 | NR       | 3008  | 6,350    |
| 11.00 |                          | Total 530120 - Cont Serv - Electrical Services           |        |            |          |       | \$68,708 |
| 1.00  | 17193                    | Pump Station Maintenance                                 | 202000 | 5110171100 | NR       | NR    | 225      |
| 1.00  | 17195                    | Pump Station Maintenance                                 | 202000 | 5210173100 | NR       | NR    | 3,597    |
| 1.00  | 17196                    | Pump Station Maintenance                                 | 202000 | 5211174000 | NR       | NR    | 2,632    |
| 1.00  | 17192                    | Pump Station Maintenance                                 | 202000 | 5312177000 | NR       | NR    | 2,089    |
| 4.00  |                          | Total 530121 - Cont Serv - Water and Sewer Services      |        |            |          |       | \$8,543  |
| 1.00  | 34688                    | Mod Wtr S356-Terrestrial Plant Control                   | 202002 | 5310175100 | NR       | 3003  | 110      |
| 1.00  |                          | Total 530301 - Cont Serv - Terrestrial Spraying          |        |            |          |       | \$110    |
| 1.00  | 35000                    | 8.5 SMA Mod-PS-357 Mowing                                | 202002 | 5311176000 | NR       | 3003  | 39,894   |
| 1.00  | 34370                    | C111 Spreader-S-199 (Aerojet) Mowing                     | 202002 | 5311176000 | NR       | 3006  | 1,495    |
| 1.00  | 35163                    | C111 Spreader-S-200 (Frog Pond) Mow                      | 202002 | 5311176000 | NR       | 3006  | 11,605   |
| 3.00  |                          | Total 530403 - Cont Serv - Mowing Canals/Levees          |        |            |          |       | \$52,994 |



OPERATIONS & MAINTENANCE

CF05 PUMP STATION MAINTENANCE

| Qty   | Item  | Name   | Fund   | FundCenter | Fund Prg | Grant | Amount    |
|-------|-------|--|--------|------------|----------|-------|-----------|
| 1.00  | 35287 | Lksd R STA S191A-(191A) P/S Mowing                       | 202000 | 5110171100 | NR       | NR    | 7,000     |
| 1.00  | 17190 | Pump Station Maintenance                                 | 202000 | 5111172000 | NR       | NR    | 4,000     |
| 1.00  | 17237 | Pump Station Maintenance                                 | 202000 | 5210173100 | NR       | NR    | 9,937     |
| 1.00  | 35452 | C43 S470 PS-CS Mowing Struture/PS                        | 202002 | 5211174000 | NR       | 3011  | 3,500     |
| 1.00  | 35451 | C43 S476 PS-CS Mowing Struture/PS                        | 202002 | 5211174000 | NR       | 3011  | 3,500     |
| 1.00  | 34377 | Hicpo Enhnce-CS Mowing Struture/PS                       | 202000 | 5211174000 | NR       | NR    | 1,500     |
| 1.00  | 17241 | Pump Station Maintenance                                 | 202000 | 5211174000 | NR       | NR    | 15,880    |
| 1.00  | 34091 | BBCW Deering-Mowing S-700                                | 202002 | 5310175100 | NR       | 3007  | 2,600     |
| 1.00  | 34513 | Mod Wtr S356-Mowing                                      | 202002 | 5310175100 | NR       | 3003  | 550       |
| 1.00  | 17234 | Pump Station Maintenance                                 | 202000 | 5310175100 | NR       | NR    | 1,400     |
| 1.00  | 34725 | 8.5 SMA Mod-PS-357 Mowing                                | 202002 | 5311176000 | NR       | 3003  | 225       |
| 1.00  | 35435 | C111 CSSS-PS-332D Mowing                                 | 202002 | 5311176000 | NR       | 3002  | 3,053     |
| 1.00  | 34089 | C111 Normal-PS-332D Mowing                               | 202002 | 5311176000 | NR       | 3001  | 2,538     |
| 1.00  | 35378 | C111 Spreader-S-199 Compound Mowing                      | 202002 | 5311176000 | NR       | 3006  | 4,000     |
| 1.00  | 35379 | C111 Spreader-S-200 Compound Mowing                      | 202002 | 5311176000 | NR       | 3006  | 4,000     |
| 1.00  | 17230 | Pump Station Maintenance                                 | 202000 | 5312177000 | NR       | NR    | 29,110    |
| 1.00  | 35023 | Faka U PS-Mowing   | 101002 | 5313301000 | NR       | 3008  | 19,000    |
| 1.00  | 35036 | Merritt PS-Mowing  | 101002 | 5313301000 | NR       | 3008  | 20,000    |
| 1.00  | 35024 | Miller PS-Mowing   | 101002 | 5313301000 | NR       | 3008  | 19,000    |
| 19.00 | Total | 530404 - Cont Serv - Mowing Field Stations/Pump Stations |        |            |          |       | \$150,793 |
| 1.00  | 17252 | Pump Station Maintenance                                 | 202000 | 5110171100 | NR       | NR    | 3,283     |
| 1.00  | 17255 | Pump Station Maintenance                                 | 202000 | 5210173100 | NR       | NR    | 1,529     |
| 1.00  | 35348 | C43 S470 PS- CS P&S Vibration Analysis                   | 202002 | 5211174000 | NR       | 3011  | 5,500     |
| 1.00  | 35347 | C43 S476 PS- CS P&S Vibration Analysis                   | 202002 | 5211174000 | NR       | 3011  | 5,500     |
| 1.00  | 17257 | Pump Station Maintenance                                 | 202000 | 5211174000 | NR       | NR    | 899       |
| 1.00  | 34748 | Mod Wtr S356-Vibration Analysis                          | 202002 | 5310175100 | NR       | 3003  | 265       |
| 1.00  | 34334 | BBCW L31E #4-Fire Extinguisher                           | 202002 | 5311176000 | NR       | NR    | 1,200     |
| 1.00  | 34156 | BBCW L31E #4-Vibration Analysis                          | 202002 | 5311176000 | NR       | NR    | 2,400     |
| 1.00  | 17248 | Pump Station Maintenance                                 | 202000 | 5312177000 | NR       | NR    | 2,403     |
| 1.00  | 34258 | Faka U PS-Crane Inspection/Repair                        | 101002 | 5313301000 | NR       | 3008  | 2,165     |
| 1.00  | 34259 | Merritt PS-Crane Inspection / Repair                     | 101002 | 5313301000 | NR       | 3008  | 2,165     |
| 1.00  | 34257 | Miller PS-Crane Inspection / Repair                      | 101002 | 5313301000 | NR       | 3008  | 2,135     |
| 12.00 | Total | 530405 - Cont Serv - Equipment Inspections               |        |            |          |       | \$29,444  |
| 1.00  | 35177 | C43 WB Res WQ-CS Maint. & Repair                         | 202000 | 5211174000 | NR       | NR    | 12,500    |
| 1.00  | 34213 | Hicpo Enhnce-CS Maint. & Repair                          | 202000 | 5211174000 | NR       | NR    | 2,000     |

OPERATIONS & MAINTENANCE

| CF05  |       | PUMP STATION MAINTENANCE                 |        |            |   |       |          |  |
|-------|-------|--|--------|------------|---|-------|----------|--|
| Qty   | Item  | Name                                     | Fund   | FundCenter | Fund Prg  | Grant | Amount   |  |
| 1.00  | 34306 | Faka U PS-Fire Alarm Inspections         | 101002 | 5313301000 | NR  | 3008  | 1,565    |  |
| 1.00  | 34508 | Faka U PS-Fire Extinguisher Insp         | 101002 | 5313301000 | NR  | 3008  | 530      |  |
| 1.00  | 35119 | Faka U PS-Maint & Repairs                | 101002 | 5313301000 | NR  | 3008  | 15,120   |  |
| 1.00  | 34207 | Faka U PS-Trash Rake Repairs             | 101002 | 5313301000 | NR  | 3008  | 1,870    |  |
| 1.00  | 34299 | Merritt PS-Fire Alarm Inspections        | 101002 | 5313301000 | NR  | 3008  | 1,520    |  |
| 1.00  | 34576 | Merritt PS-Fire Extinguisher Insp        | 101002 | 5313301000 | NR  | 3008  | 494      |  |
| 1.00  | 35064 | Merritt PS-Maint & Repairs               | 101002 | 5313301000 | NR  | 3008  | 24,600   |  |
| 1.00  | 35453 | Merritt PS-Trash Rake Repairs            | 101002 | 5313301000 | NR  | 3008  | 3,500    |  |
| 1.00  | 34358 | Miller PS-Fire Alarm Inspections         | 101002 | 5313301000 | NR  | 3008  | 1,245    |  |
| 1.00  | 34578 | Miller PS-Fire Extinguisher Inspec       | 101002 | 5313301000 | NR  | 3008  | 500      |  |
| 1.00  | 35154 | Miller PS-Maint & Repairs                | 101002 | 5313301000 | NR  | 3008  | 11,000   |  |
| 1.00  | 35372 | Miller PS-Trash Rake Repairs             | 101002 | 5313301000 | NR  | 3008  | 3,935    |  |
| 14.00 |       | Total                                    | 530600 | -          | Cont Serv - Maintenance and Repairs             |       | \$80,379 |  |
| 1.00  | 34261 | Lksd R STA S191A-(191A) Automation       | 202000 | 5110171100 | NR  | NR    | 1,500    |  |
| 1.00  |       | Total                                    | 530602 | -          | Cont Serv - Maint & Repairs - Computer Software |       | \$1,500  |  |
| 1.00  | 34843 | 10 Mi Creek-Pump & Motor Refurb          | 202000 | 5110171100 | NR  | NR    | 125,000  |  |
| 1.00  | 34176 | 10 Mi Creek-Ten Mile Creek- Maint & Repa | 202000 | 5110171100 | NR  | NR    | 2,500    |  |
| 1.00  | 34658 | 10 Mi Creek-Vibration Analysis           | 202000 | 5110171100 | NR  | NR    | 350      |  |
| 1.00  | 34164 | Lksd R STA PH1 N-General Maintenance     | 202000 | 5110171100 | NR  | NR    | 2,450    |  |
| 1.00  | 34841 | Lksd R STA PH1 N-Pump & Motor Refurb     | 202000 | 5110171100 | NR  | NR    | 120,000  |  |
| 1.00  | 34762 | Lksd R STA PH1 N-Storage Tank Fees       | 202000 | 5110171100 | NR  | NR    | 50       |  |
| 1.00  | 34581 | Lksd R STA PH1 N-Vibration Analysis      | 202000 | 5110171100 | NR  | NR    | 500      |  |
| 1.00  | 35405 | Lksd R STA S191A-(191A) Mant & Repair    | 202000 | 5110171100 | NR  | NR    | 4,500    |  |
| 1.00  | 35310 | Lksd R STA S191A-(191A) General Maint    | 202000 | 5110171100 | NR  | NR    | 5,000    |  |
| 1.00  | 34559 | Lksd R STA S191A-(191A) Vibration Anly   | 202000 | 5110171100 | NR  | NR    | 700      |  |
| 1.00  | 35080 | Lksd R STA S191A-(191A) Waste tank       | 202000 | 5110171100 | NR  | NR    | 13,000   |  |
| 1.00  | 17274 | Pump Station Maintenance                 | 202000 | 5110171100 | NR  | NR    | 33,570   |  |
| 1.00  | 35108 | G103 Gtd Spill-Maintenance & Repairs     | 202000 | 5111172000 | NR  | NR    | 15,000   |  |
| 1.00  | 17284 | Pump Station Maintenance                 | 202000 | 5111172000 | NR  | NR    | 4,278    |  |
| 1.00  | 17279 | Pump Station Maintenance                 | 202000 | 5210173100 | NR  | NR    | 19,475   |  |
| 1.00  | 17281 | Pump Station Maintenance                 | 202000 | 5211174000 | NR  | NR    | 95,415   |  |
| 1.00  | 34489 | BBCW Deering-Outsource Repairs           | 202002 | 5310175100 | NR  | 3007  | 1,000    |  |
| 1.00  | 34914 | Mod Wtr S356-Outsource Repairs           | 202002 | 5310175100 | NR  | 3003  | 52,500   |  |

OPERATIONS & MAINTENANCE

| CF05  | PUMP STATION MAINTENANCE |   | Fund   | FundCenter | Fund Prg | Grant | Amount    |
|-------|--------------------------|---|--------|------------|----------|-------|-----------|
| Qty   | Item                     | Name  |        |            |          |       |           |
| 1.00  | 17273                    | Pump Station Maintenance                              | 202000 | 5310175100 | NR       | NR    | 20,236    |
| 1.00  | 35457                    | 8.5 SMA Mod-PS-357 M&R District Works                 | 202002 | 5311176000 | NR       | 3003  | 3,500     |
| 1.00  | 35458                    | 8.5 SMA Mod-PS-357 Oil Changes                        | 202002 | 5311176000 | NR       | 3003  | 3,500     |
| 1.00  | 34112                    | BBCW L31E #4-Parts & Supplies                         | 202002 | 5311176000 | NR       | NR    | 3,000     |
| 1.00  | 35308                    | C111 CSSS-PS-331 District Works                       | 202002 | 5311176000 | NR       | 3002  | 5,000     |
| 1.00  | 35436                    | C111 CSSS-PS-331 Oil Changes                          | 202002 | 5311176000 | NR       | 3002  | 3,068     |
| 1.00  | 34162                    | C111 CSSS-PS-332B District Work                       | 202002 | 5311176000 | NR       | 3002  | 2,425     |
| 1.00  | 35303                    | C111 CSSS-PS-332B Oil Changes                         | 202002 | 5311176000 | NR       | 3002  | 4,888     |
| 1.00  | 35423                    | C111 CSSS-PS-332C Oil Changes                         | 202002 | 5311176000 | NR       | 3002  | 4,885     |
| 1.00  | 34163                    | C111 CSSS-PS-332C District Work                       | 202002 | 5311176000 | NR       | 3002  | 2,425     |
| 1.00  | 35397                    | C111 CSSS-PS-332D Oil Changes                         | 202002 | 5311176000 | NR       | 3002  | 4,280     |
| 1.00  | 35459                    | C111 Normal-PS-332B District Work                     | 202002 | 5311176000 | NR       | 3002  | 3,500     |
| 1.00  | 35460                    | C111 Normal-PS-332B Oil Changes                       | 202002 | 5311176000 | NR       | 3002  | 3,500     |
| 1.00  | 35461                    | C111 Normal-PS-332C Oil Changes                       | 202002 | 5311176000 | NR       | 3002  | 3,500     |
| 1.00  | 35462                    | C111 Normal-PS-332C District Work                     | 202002 | 5311176000 | NR       | 3002  | 3,500     |
| 1.00  | 35463                    | C111 Normal-PS-332D Oil Changes                       | 202002 | 5311176000 | NR       | 3001  | 3,500     |
| 1.00  | 35464                    | C111 S331-PS-331 District Works                       | 202002 | 5311176000 | NR       | 3000  | 3,500     |
| 1.00  | 35465                    | C111 S331-PS-331 Oil Changes                          | 202002 | 5311176000 | NR       | 3000  | 3,500     |
| 1.00  | 35455                    | C111 Spreader-S-199 District Works                    | 202002 | 5311176000 | NR       | 3006  | 3,500     |
| 1.00  | 35456                    | C111 Spreader-S-200 District Works                    | 202002 | 5311176000 | NR       | 3006  | 3,500     |
| 1.00  | 17269                    | Pump Station Maintenance                              | 202000 | 5312177000 | NR       | NR    | 120,874   |
| 1.00  | 34101                    | Faka U PS-Fuel Tank Calibrations                      | 101002 | 5313301000 | NR       | 3008  | 2,750     |
| 1.00  | 35380                    | Faka U PS-Paint Fuel Tanks                            | 101002 | 5313301000 | NR       | 3008  | 4,000     |
| 1.00  | 34337                    | Faka U PS-Vibration analyses                          | 101002 | 5313301000 | NR       | 3008  | 1,200     |
| 1.00  | 34090                    | Merritt PS-Fuel Tank Calibrations                     | 101002 | 5313301000 | NR       | 3008  | 2,575     |
| 1.00  | 34364                    | Merritt PS-Vibration analyses                         | 101002 | 5313301000 | NR       | 3008  | 1,370     |
| 1.00  | 34103                    | Miller PS-Fuel Tank Calibrations                      | 101002 | 5313301000 | NR       | 3008  | 2,800     |
| 1.00  | 34331                    | Miller PS-Vibration analyses                          | 101002 | 5313301000 | NR       | 3008  | 1,175     |
| 46.00 | Total                    | 530606 - Cont Serv - Maint & Repairs - District Works |        |            |          |       | \$720,739 |
| 1.00  | 35466                    | Hicpo Enhnce- CS M&R Vehicles                         | 202000 | 5211174000 | NR       | NR    | 3,500     |
| 1.00  | Total                    | 530608 - Cont Serv - Maint & Repairs - Vehicles       |        |            |          |       | \$3,500   |
| 1.00  | 34560                    | Lksd R STA S191A-(191A) Fuel Tanks Rep                | 202000 | 5110171100 | NR       | NR    | 700       |
| 1.00  | 34765                    | Lksd R STA S191A-(191A) Storage Tk Fee                | 202000 | 5110171100 | NR       | NR    | 50        |

OPERATIONS & MAINTENANCE

| CF05  | PUMP STATION MAINTENANCE |  | Fund   | FundCenter | Fund Prg | Grant | Amount    |
|-------|--------------------------|--|--------|------------|----------|-------|-----------|
| Qty   | Item                     | Name   |        |            |          |       |           |
| 2.00  |                          | Total 530610 - Cont Serv - Maint and Repairs Environmental |        |            |          |       | \$750     |
| 1.00  | 17369                    | Pump Station Maintenance                                   | 202000 | 5110171100 | NR       | NR    | 674       |
| 1.00  | 17380                    | Pump Station Maintenance                                   | 202000 | 5210173100 | NR       | NR    | 899       |
| 1.00  | 17384                    | Pump Station Maintenance                                   | 202000 | 5211174000 | NR       | NR    | 33,490    |
| 1.00  | 34591                    | 8.5 SMA Mod-PS-357 Crane Inspection                        | 202002 | 5311176000 | NR       | 3003  | 500       |
| 1.00  | 34982                    | 8.5 SMA Mod-PS-357 M&R Other Equip                         | 202002 | 5311176000 | NR       | 3003  | 35,000    |
| 1.00  | 34118                    | BBCW L31E #4-M&R Other Equip                               | 202002 | 5311176000 | NR       | NR    | 3,000     |
| 1.00  | 34693                    | C111 CSSS-PS-331 Crane Inspec                              | 202002 | 5311176000 | NR       | 3002  | 125       |
| 1.00  | 35395                    | C111 CSSS-PS-331 M&R Other Eq                              | 202002 | 5311176000 | NR       | 3002  | 4,230     |
| 1.00  | 35165                    | C111 CSSS-PS-332B M&R Other Eq                             | 202002 | 5311176000 | NR       | 3002  | 11,713    |
| 1.00  | 35174                    | C111 CSSS-PS-332C M&R Other Eq                             | 202002 | 5311176000 | NR       | 3002  | 12,213    |
| 1.00  | 34694                    | C111 CSSS-PS-332D Crane Inspec                             | 202002 | 5311176000 | NR       | 3002  | 125       |
| 1.00  | 34246                    | C111 CSSS-PS-332D District Work                            | 202002 | 5311176000 | NR       | 3002  | 2,020     |
| 1.00  | 35145                    | C111 CSSS-PS-332D M&R Other Eq                             | 202002 | 5311176000 | NR       | 3002  | 10,218    |
| 1.00  | 34983                    | C111 Normal-PS-332B M&R Other Eq                           | 202002 | 5311176000 | NR       | 3002  | 35,000    |
| 1.00  | 34984                    | C111 Normal-PS-332C M&R Other Eq                           | 202002 | 5311176000 | NR       | 3002  | 35,000    |
| 1.00  | 34592                    | C111 Normal-PS-332D Crane Inspec                           | 202002 | 5311176000 | NR       | 3001  | 500       |
| 1.00  | 35467                    | C111 Normal-PS-332D District Work                          | 202002 | 5311176000 | NR       | 3001  | 3,500     |
| 1.00  | 34593                    | C111 S331-PS-331 Crane Inspec                              | 202002 | 5311176000 | NR       | 3000  | 500       |
| 1.00  | 34985                    | C111 S331-PS-331 M&R Other Eq                              | 202002 | 5311176000 | NR       | 3000  | 35,000    |
| 1.00  | 35110                    | C111 Spreader-S-199 M&R Other Equip                        | 202002 | 5311176000 | NR       | 3006  | 15,000    |
| 1.00  | 35111                    | C111 Spreader-S-200 M&R Other Equip                        | 202002 | 5311176000 | NR       | 3006  | 15,000    |
| 21.00 |                          | Total 530611 - Cont Serv - Maint and Repairs Equipment     |        |            |          |       | \$253,707 |
| 1.00  | 17395                    | Pump Station Maintenance                                   | 202000 | 5211174000 | NR       | NR    | 2,029     |
| 1.00  | 17389                    | Pump Station Maintenance                                   | 202000 | 5312177000 | NR       | NR    | 4,468     |
| 2.00  |                          | Total 530700 - Cont Serv - Equipment Rentals               |        |            |          |       | \$6,497   |
| 1.00  | 17112                    | Seal and paint S-2   | 202000 | 5003170600 | NR       | NR    | 50,000    |
| 1.00  | 17405                    | Pump Station Maintenance                                   | 202000 | 5110171100 | NR       | NR    | 15,513    |
| 1.00  | 17412                    | Pump Station Maintenance                                   | 202000 | 5210173100 | NR       | NR    | 4,694     |
| 1.00  | 35255                    | C43 WB Res WQ-CS General Maint.                            | 202000 | 5211174000 | NR       | NR    | 6,000     |
| 1.00  | 34178                    | Hicpo Enhnce-CS General Maint.                             | 202000 | 5211174000 | NR       | NR    | 2,500     |
| 1.00  | 17415                    | Pump Station Maintenance                                   | 202000 | 5211174000 | NR       | NR    | 6,448     |
| 1.00  | 34379                    | BBCW Deering-Building Repairs                              | 202002 | 5310175100 | NR       | 3007  | 1,000     |
| 1.00  | 35312                    | Mod Wtr S356-Building Repairs                              | 202002 | 5310175100 | NR       | 3003  | 5,000     |

OPERATIONS & MAINTENANCE

| CF05  | PUMP STATION MAINTENANCE |  | Fund   | FundCenter | Fund Prg | Grant | Amount    |
|-------|--------------------------|--|--------|------------|----------|-------|-----------|
| Qty   | Item                     | Name                                     |        |            |          |       |           |
| 1.00  | 17404                    | Pump Station Maintenance                 | 202000 | 5310175100 | NR       | NR    | 8,094     |
| 1.00  | 34566                    | 8.5 SMA Mod-PS-357 Shop Rags             | 202002 | 5311176000 | NR       | 3003  | 445       |
| 1.00  | 34574                    | C111 CSSS-PS-331 Bottled Water           | 202002 | 5311176000 | NR       | 3002  | 470       |
| 1.00  | 34738                    | C111 CSSS-PS-331 Shop Rags               | 202002 | 5311176000 | NR       | 3002  | 258       |
| 1.00  | 34739                    | C111 CSSS-PS-332B Shop Rags              | 202002 | 5311176000 | NR       | 3002  | 258       |
| 1.00  | 34740                    | C111 CSSS-PS-332C Shop Rags              | 202002 | 5311176000 | NR       | 3002  | 258       |
| 1.00  | 34741                    | C111 CSSS-PS-332D Shop Rags              | 202002 | 5311176000 | NR       | 3002  | 258       |
| 1.00  | 34742                    | C111 Normal-PS-332B Shop Rags            | 202002 | 5311176000 | NR       | 3002  | 258       |
| 1.00  | 34743                    | C111 Normal-PS-332C Shop Rags            | 202002 | 5311176000 | NR       | 3002  | 258       |
| 1.00  | 34744                    | C111 Normal-PS-332D Shop Rags            | 202002 | 5311176000 | NR       | 3001  | 258       |
| 1.00  | 34575                    | C111 S331-PS-331 Bottled Water           | 202002 | 5311176000 | NR       | 3000  | 470       |
| 1.00  | 34745                    | C111 S331-PS-331 Shop Rags               | 202002 | 5311176000 | NR       | 3000  | 258       |
| 1.00  | 17397                    | Pump Station Maintenance                 | 202000 | 5312177000 | NR       | NR    | 7,616     |
| 1.00  | 35270                    | Faka U PS-Electrical Maint & Repair      | 101002 | 5313301000 | NR       | 3008  | 6,115     |
| 1.00  | 35279                    | Faka U PS-Pest Control                   | 101002 | 5313301000 | NR       | 3008  | 6,500     |
| 1.00  | 35170                    | Faka U PS-Sealcoat Strip Parking Lot     | 101002 | 5313301000 | NR       | 3008  | 12,000    |
| 1.00  | 35007                    | Merritt PS-Electrical Maint & Repair     | 101002 | 5313301000 | NR       | 3008  | 15,895    |
| 1.00  | 35311                    | Merritt PS-Pest Control                  | 101002 | 5313301000 | NR       | 3008  | 5,000     |
| 1.00  | 35179                    | Merritt PS-Sealcoat Strip Parking Lot    | 101002 | 5313301000 | NR       | 3008  | 12,500    |
| 1.00  | 35383                    | Miller PS-Electrical Maint & Repair      | 101002 | 5313301000 | NR       | 3008  | 4,000     |
| 1.00  | 35407                    | Miller PS-Pest Control                   | 101002 | 5313301000 | NR       | 3008  | 4,500     |
| 1.00  | 35180                    | Miller PS-Sealcoat Strip Parking Lot     | 101002 | 5313301000 | NR       | 3008  | 12,500    |
| 30.00 | Total                    | 531100 - Cont Serv - General Maintenance |        |            |          |       | \$189,324 |
| 1.00  | 17432                    | Pump Station Maintenance                 | 202000 | 5110171100 | NR       | NR    | 7,986     |
| 1.00  | 17436                    | Pump Station Maintenance                 | 202000 | 5210173100 | NR       | NR    | 6,851     |
| 1.00  | 17438                    | Pump Station Maintenance                 | 202000 | 5211174000 | NR       | NR    | 8,688     |
| 1.00  | 34716                    | BBCW Deering-Security Maintenance        | 202002 | 5310175100 | NR       | 3007  | 200       |
| 1.00  | 35482                    | Mod Wtr S356-Security Maintenance        | 202002 | 5310175100 | NR       | 3003  | 3,675     |
| 1.00  | 17431                    | Pump Station Maintenance                 | 202000 | 5310175100 | NR       | NR    | 1,312     |
| 1.00  | 17427                    | Pump Station Maintenance                 | 202000 | 5312177000 | NR       | NR    | 1,744     |
| 7.00  | Total                    | 531102 - Cont Serv - Security Services   |        |            |          |       | \$30,456  |
| 1.00  | 34265                    | Lksd R STA S191A-(191A) Waste Disposal   | 202000 | 5110171100 | NR       | NR    | 1,500     |
| 1.00  | 17454                    | Pump Station Maintenance                 | 202000 | 5110171100 | NR       | NR    | 2,248     |
| 1.00  | 17463                    | Pump Station Maintenance                 | 202000 | 5210173100 | NR       | NR    | 2,248     |
| 1.00  | 35356                    | C43 S476 PS-CS Waste Disposal            | 202002 | 5211174000 | NR       | 3011  | 5,500     |

OPERATIONS & MAINTENANCE

CF05 PUMP STATION MAINTENANCE

| Qty   | Item  | Name  | Fund   | FundCenter | Fund Prg | Grant | Amount   |
|-------|-------|---|--------|------------|----------|-------|----------|
| 1.00  | 17468 | Pump Station Maintenance                      | 202000 | 5211174000 | NR       | NR    | 1,124    |
| 1.00  | 17449 | Pump Station Maintenance                      | 202000 | 5310175100 | NR       | NR    | 2,248    |
| 1.00  | 34634 | 8.5 SMA Mod-PS-357 Waste Disposal             | 202002 | 5311176000 | NR       | 3003  | 300      |
| 1.00  | 35319 | C111 CSSS-PS-331 Waste Disposal               | 202002 | 5311176000 | NR       | 3002  | 5,000    |
| 1.00  | 34699 | C111 CSSS-PS-332B Waste Dispos                | 202002 | 5311176000 | NR       | 3002  | 150      |
| 1.00  | 34700 | C111 CSSS-PS-332C Waste Dispos                | 202002 | 5311176000 | NR       | 3002  | 150      |
| 1.00  | 34701 | C111 CSSS-PS-332D Waste Dispos                | 202002 | 5311176000 | NR       | 3002  | 150      |
| 1.00  | 34702 | C111 Normal-PS-332B Waste Dispos              | 202002 | 5311176000 | NR       | 3002  | 150      |
| 1.00  | 34703 | C111 Normal-PS-332C Waste Dispos              | 202002 | 5311176000 | NR       | 3002  | 150      |
| 1.00  | 34704 | C111 Normal-PS-332D Waste Dispos              | 202002 | 5311176000 | NR       | 3001  | 150      |
| 1.00  | 35320 | C111 S331-PS-331 Waste Disposal               | 202002 | 5311176000 | NR       | 3000  | 5,000    |
| 1.00  | 17441 | Pump Station Maintenance                      | 202000 | 5312177000 | NR       | NR    | 12,248   |
| 1.00  | 35477 | Faka U PS-Waste Disposal                      | 101002 | 5313301000 | NR       | 3008  | 3,600    |
| 1.00  | 34102 | Merritt PS-Waste Disposal                     | 101002 | 5313301000 | NR       | 3008  | 2,775    |
| 1.00  | 34107 | Miller PS-Waste Disposal                      | 101002 | 5313301000 | NR       | 3008  | 2,975    |
| 19.00 | Total | 531103 - Cont Serv - Waste Disposal Services  |        |            |          |       | \$47,666 |
| 1.00  | 34790 | BBCW Deering-Chemicals S-700                  | 202002 | 5310175100 | NR       | 3007  | 100      |
| 1.00  | 34380 | Mod Wtr S356-Chemicals                        | 202002 | 5310175100 | NR       | 3003  | 1,000    |
| 1.00  | 34967 | Faka U PS-Veg Control Chemicals               | 101002 | 5313301000 | NR       | 3008  | 30,000   |
| 1.00  | 35037 | Merritt PS-Veg Control Chemicals              | 101002 | 5313301000 | NR       | 3008  | 20,000   |
| 1.00  | 35052 | Miller PS-Veg Control Chemicals               | 101002 | 5313301000 | NR       | 3008  | 22,000   |
| 5.00  | Total | 540010 - Oper Expense - Inventory Chemicals   |        |            |          |       | \$73,100 |
| 1.00  | 35469 | 10 Mi Creek-Vehicle Fuel                      | 202000 | 5110171100 | NR       | NR    | 3,500    |
| 1.00  | 35200 | C43 S470 PS-OE Inventory Fuels                | 202002 | 5211174000 | NR       | 3011  | 8,000    |
| 1.00  | 35199 | C43 S476 PS-OE Inventory Fuels                | 202002 | 5211174000 | NR       | 3011  | 8,000    |
| 3.00  | Total | 540030 - Oper Expense - Inventory Other Fuels |        |            |          |       | \$19,500 |
| 1.00  | 34222 | 10 Mi Creek-Oil & Lubes                       | 202000 | 5110171100 | NR       | NR    | 2,000    |
| 1.00  | 34330 | Lksd R STA PH1 N-Oil & Lubes                  | 202000 | 5110171100 | NR       | NR    | 1,150    |
| 1.00  | 34343 | Lksd R STA S191A-(191A) - Oil & Lubes         | 202000 | 5110171100 | NR       | NR    | 1,200    |
| 1.00  | 17498 | Pump Station Maintenance                      | 202000 | 5110171100 | NR       | NR    | 22,140   |
| 1.00  | 17512 | Pump Station Maintenance                      | 202000 | 5111172000 | NR       | NR    | 75       |
| 1.00  | 17506 | Pump Station Maintenance                      | 202000 | 5210173100 | NR       | NR    | 60,000   |
| 1.00  | 34185 | C43 S470 PS-OE Oils and Lubes                 | 202002 | 5211174000 | NR       | 3011  | 2,500    |
| 1.00  | 34184 | C43 S476 PS-OE Oils and Lubes                 | 202002 | 5211174000 | NR       | 3011  | 2,500    |

OPERATIONS & MAINTENANCE

| CF05  | PUMP STATION MAINTENANCE |  | Fund   | FundCenter | Fund Prg | Grant | Amount    |
|-------|--------------------------|--|--------|------------|----------|-------|-----------|
| Qty   | Item                     | Name   |        |            |          |       |           |
| 1.00  | 34445                    | Hicpo Enhnce-OE Oils and Lubes                             | 202000 | 5211174000 | NR       | NR    | 750       |
| 1.00  | 17510                    | Pump Station Maintenance                                   | 202000 | 5211174000 | NR       | NR    | 11,034    |
| 1.00  | 34730                    | BBCW Deering-Oils / Lube                                   | 202002 | 5310175100 | NR       | 3007  | 250       |
| 1.00  | 34254                    | Mod Wtr S356-Oils/Lube                                     | 202002 | 5310175100 | NR       | 3003  | 2,100     |
| 1.00  | 17494                    | Pump Station Maintenance                                   | 202000 | 5310175100 | NR       | NR    | 7,194     |
| 1.00  | 35259                    | BBCW L31E #4-Oils & Lube                                   | 202002 | 5311176000 | NR       | NR    | 6,000     |
| 1.00  | 34159                    | C111 CSSS-PS-331 Oil & Lubes                               | 202002 | 5311176000 | NR       | 3002  | 2,400     |
| 1.00  | 34160                    | C111 S331-PS-331 Oil & Lubes                               | 202002 | 5311176000 | NR       | 3000  | 2,400     |
| 1.00  | 17487                    | Pump Station Maintenance                                   | 202000 | 5312177000 | NR       | NR    | 9,093     |
| 17.00 | Total                    | 540040 - Oper Expense - Inventory Oils/Lubricants/Solvents |        |            |          |       | \$132,786 |
| 1.00  | 34639                    | 10 Mi Creek-Inventory P&S                                  | 202000 | 5110171100 | NR       | NR    | 300       |
| 1.00  | 23033                    | Pump Station Maintenance                                   | 202000 | 5210173100 | NR       | NR    | 15,000    |
| 1.00  | 35135                    | C43 S470 PS-OE Inv Part & Supplies                         | 202002 | 5211174000 | NR       | 3011  | 10,000    |
| 1.00  | 35136                    | C43 S476 PS-OE Inv Part & Supplies                         | 202002 | 5211174000 | NR       | 3011  | 10,000    |
| 1.00  | 34628                    | C111 CSSS-PS-331 P&S Inventory                             | 202002 | 5311176000 | NR       | 3002  | 283       |
| 1.00  | 34629                    | C111 S331-PS-331 P&S Inventory                             | 202002 | 5311176000 | NR       | 3000  | 283       |
| 6.00  | Total                    | 540050 - Oper Expense - Inventory Parts and Supplies       |        |            |          |       | \$35,866  |
| 1.00  | 34732                    | C43 S470 PS- OE Books/Subscriptions                        | 202002 | 5211174000 | NR       | 3011  | 250       |
| 1.00  | 34731                    | C43 S476 PS- OE Books/Subscriptions                        | 202002 | 5211174000 | NR       | 3011  | 250       |
| 1.00  | 34453                    | Miller PS-Training Manuals                                 | 101002 | 5313301000 | NR       | 3008  | 800       |
| 3.00  | Total                    | 541100 - Oper Expense - Books/Subscriptions                |        |            |          |       | \$1,300   |
| 1.00  | 34359                    | Hicpo Enhnce- OE Liquid Propane                            | 202000 | 5211174000 | NR       | NR    | 1,250     |
| 1.00  | 35076                    | BBCW L31E #4-Propane Fuel                                  | 202002 | 5311176000 | NR       | NR    | 12,600    |
| 1.00  | 34388                    | Faka U PS-Propane (SCADA)                                  | 101002 | 5313301000 | NR       | 3008  | 1,000     |
| 1.00  | 34389                    | Merritt PS-Propane (SCADA)                                 | 101002 | 5313301000 | NR       | 3008  | 1,000     |
| 1.00  | 34390                    | Miller PS-Propane (SCADA)                                  | 101002 | 5313301000 | NR       | 3008  | 1,000     |
| 5.00  | Total                    | 541200 - Oper Expense - Liquid Propane Fuel                |        |            |          |       | \$16,850  |
| 1.00  | 34273                    | 10 Mi Creek-Construction Materials                         | 202000 | 5110171100 | NR       | NR    | 1,500     |
| 1.00  | 17581                    | Pump Station Maintenance                                   | 202000 | 5110171100 | NR       | NR    | 809       |
| 1.00  | 34761                    | G103 Gtd Spill-Fencing                                     | 202000 | 5111172000 | NR       | NR    | 40        |
| 1.00  | 17601                    | Pump Station Maintenance                                   | 202000 | 5111172000 | NR       | NR    | 75        |
| 1.00  | 17592                    | Pump Station Maintenance                                   | 202000 | 5210173100 | NR       | NR    | 1,712     |

OPERATIONS & MAINTENANCE

| CF05  | PUMP STATION MAINTENANCE |  | Fund   | FundCenter | Fund Prg | Grant | Amount   |
|-------|--------------------------|--|--------|------------|----------|-------|----------|
| Qty   | Item                     | Name   |        |            |          |       |          |
| 1.00  | 17599                    | Pump Station Maintenance                       | 202000 | 5211174000 | NR       | NR    | 3,672    |
| 1.00  | 34599                    | BBCW Deering-Fencing S-700                     | 202002 | 5310175100 | NR       | 3007  | 500      |
| 1.00  | 34642                    | BBCW Deering-Metal                             | 202002 | 5310175100 | NR       | 3007  | 300      |
| 1.00  | 34796                    | BBCW Deering-Wood                              | 202002 | 5310175100 | NR       | 3007  | 100      |
| 1.00  | 34255                    | Mod Wtr S356-Fencing                           | 202002 | 5310175100 | NR       | 3003  | 2,100    |
| 1.00  | 34360                    | Mod Wtr S356-Metal                             | 202002 | 5310175100 | NR       | 3003  | 1,250    |
| 1.00  | 34504                    | Mod Wtr S356-Wood                              | 202002 | 5310175100 | NR       | 3003  | 525      |
| 1.00  | 17575                    | Pump Station Maintenance                       | 202000 | 5310175100 | NR       | NR    | 527      |
| 1.00  | 34643                    | BBCW L31E #4-Fencing                           | 202002 | 5311176000 | NR       | NR    | 300      |
| 1.00  | 34695                    | C111 CSSS-PS-331 Fencing                       | 202002 | 5311176000 | NR       | 3002  | 125      |
| 1.00  | 34678                    | C111 CSSS-PS-331 Metal Product                 | 202002 | 5311176000 | NR       | 3002  | 400      |
| 1.00  | 34569                    | C111 CSSS-PS-331 Lumber & Wood                 | 202002 | 5311176000 | NR       | 3002  | 450      |
| 1.00  | 34696                    | C111 S331-PS-331 Fencing                       | 202002 | 5311176000 | NR       | 3000  | 125      |
| 1.00  | 34679                    | C111 S331-PS-331 Metal Product                 | 202002 | 5311176000 | NR       | 3000  | 400      |
| 1.00  | 34570                    | C111 S331-PS-331 Lumber & Wood                 | 202002 | 5311176000 | NR       | 3000  | 450      |
| 1.00  | 17559                    | Pump Station Maintenance                       | 202000 | 5312177000 | NR       | NR    | 1,335    |
| 1.00  | 34149                    | Faka U PS-Construction Materials               | 101002 | 5313301000 | NR       | 3008  | 2,225    |
| 1.00  | 34391                    | Merritt PS-Construction Materials              | 101002 | 5313301000 | NR       | 3008  | 1,000    |
| 1.00  | 34151                    | Miller PS-Construction Materials               | 101002 | 5313301000 | NR       | 3008  | 2,275    |
| 24.00 | Total                    | 541300 - Oper Expense - Construction Materials |        |            |          |       | \$22,195 |
| 1.00  | 34602                    | 10 Mi Creek-District Uniforms                  | 202000 | 5110171100 | NR       | NR    | 500      |
| 1.00  | 34303                    | Lksd R STA S191A-(191A) Dist. Uniforms         | 202000 | 5110171100 | NR       | NR    | 1,545    |
| 1.00  | 17636                    | Pump Station Maintenance                       | 202000 | 5110171100 | NR       | NR    | 1,969    |
| 1.00  | 17652                    | Pump Station Maintenance                       | 202000 | 5210173100 | NR       | NR    | 2,430    |
| 1.00  | 17659                    | Pump Station Maintenance                       | 202000 | 5211174000 | NR       | NR    | 2,119    |
| 1.00  | 17628                    | Pump Station Maintenance                       | 202000 | 5310175100 | NR       | NR    | 540      |
| 1.00  | 34660                    | C111 CSSS-PS-331 P&S Uniforms                  | 202002 | 5311176000 | NR       | 3002  | 350      |
| 1.00  | 34661                    | C111 S331-PS-331 P&S Uniforms                  | 202002 | 5311176000 | NR       | 3000  | 350      |
| 1.00  | 17608                    | Pump Station Maintenance                       | 202000 | 5312177000 | NR       | NR    | 1,989    |
| 1.00  | 34367                    | Faka U PS-Uniforms                             | 101002 | 5313301000 | NR       | 3008  | 1,465    |
| 1.00  | 34551                    | Merritt PS-Uniforms                            | 101002 | 5313301000 | NR       | 3008  | 620      |
| 1.00  | 34659                    | Miller PS-Uniforms                             | 101002 | 5313301000 | NR       | 3008  | 350      |
| 1.00  | 15996                    | Pump Station Maintenance                       | 203000 | 5313301000 | NR       | NR    | 293      |
| 13.00 | Total                    | 541301 - Oper Expense - District Uniforms      |        |            |          |       | \$14,520 |
| 1.00  | 21675                    | Safety Boots                                   | 202000 | 5110171100 | NR       | NR    | 1,500    |



OPERATIONS & MAINTENANCE

| CF05  | PUMP STATION MAINTENANCE |   | Fund   | FundCenter | Fund Prg | Grant | Amount    |
|-------|--------------------------|---|--------|------------|----------|-------|-----------|
| Qty   | Item                     | Name  |        |            |          |       |           |
| 1.00  | 34188                    | C43 W Res-OE Safety Shoes                         | 202000 | 5211174000 | NR       | 3011  | 2,500     |
| 2.00  |                          | Total 541302 - Oper Expense - Safety Shoes        |        |            |          |       | \$4,000   |
| 1.00  | 34400                    | 10 Mi Creek-Ten Mile Creek- Small Tools           | 202000 | 5110171100 | NR       | NR    | 1,000     |
| 1.00  | 34193                    | Lksd R STA S191A-(191A) - Small Tools             | 202000 | 5110171100 | NR       | NR    | 2,500     |
| 1.00  | 17696                    | Pump Station Maintenance                          | 202000 | 5110171100 | NR       | NR    | 6,743     |
| 1.00  | 17714                    | Pump Station Maintenance                          | 202000 | 5210173100 | NR       | NR    | 4,720     |
| 1.00  | 34434                    | C43 S470 PS-OE Tools Equip. PPE                   | 202002 | 5211174000 | NR       | 3011  | 1,050     |
| 1.00  | 34433                    | C43 S476 PS-OE Tools Equip. PPE                   | 202002 | 5211174000 | NR       | 3011  | 1,050     |
| 1.00  | 34191                    | C43 WB Res WQ-OE Tools Equip. PPE                 | 202000 | 5211174000 | NR       | NR    | 2,500     |
| 1.00  | 17721                    | Pump Station Maintenance                          | 202000 | 5211174000 | NR       | NR    | 3,446     |
| 1.00  | 34645                    | BBCW Deering-Tools, Equip & Gauges                | 202002 | 5310175100 | NR       | 3007  | 300       |
| 1.00  | 34656                    | Mod Wtr S356-Small Tools, Equipment, Gau          | 202002 | 5310175100 | NR       | 3003  | 320       |
| 1.00  | 34506                    | Mod Wtr S356-Tool/Equipment/PPE                   | 202002 | 5310175100 | NR       | 3003  | 525       |
| 1.00  | 17687                    | Pump Station Maintenance                          | 202000 | 5310175100 | NR       | NR    | 1,348     |
| 1.00  | 34399                    | 8.5 SMA Mod-PS-357 Pump Station Maint             | 202002 | 5311176000 | NR       | 3003  | 1,000     |
| 1.00  | 34603                    | BBCW L31E #4-Tools & Equip                        | 202002 | 5311176000 | NR       | NR    | 500       |
| 1.00  | 34150                    | C111 CSSS-PS-331 Small Tools                      | 202002 | 5311176000 | NR       | 3002  | 2,250     |
| 1.00  | 35038                    | C111 S331-PS-331 Small Tools                      | 202002 | 5311176000 | NR       | 3000  | 20,000    |
| 1.00  | 17666                    | Pump Station Maintenance                          | 202000 | 5312177000 | NR       | NR    | 4,045     |
| 1.00  | 34366                    | Faka U PS-MTU Engine Diagnostic Comp              | 101002 | 5313301000 | NR       | 3008  | 1,400     |
| 1.00  | 34397                    | Faka U PS-Tools & Equipment                       | 101002 | 5313301000 | NR       | 3008  | 1,000     |
| 1.00  | 34275                    | Merritt PS-MTU Engine Diagnostic Comp             | 101002 | 5313301000 | NR       | 3008  | 1,500     |
| 1.00  | 34398                    | Merritt PS-Tools & Equipment                      | 101002 | 5313301000 | NR       | 3008  | 1,000     |
| 1.00  | 34349                    | Miller PS-MTU Engine Diagnostic Comp              | 101002 | 5313301000 | NR       | 3008  | 1,200     |
| 1.00  | 34274                    | Miller PS-Tools & Equipment                       | 101002 | 5313301000 | NR       | 3008  | 1,500     |
| 1.00  | 16001                    | Pump Station Maintenance                          | 203000 | 5313301000 | NR       | NR    | 732       |
| 24.00 |                          | Total 541400 - Oper Expense - Tools/Equipment/PPE |        |            |          |       | \$61,629  |
| 1.00  | 17117                    | Field Operations Priorities                       | 202000 | 5003170600 | NR       | NR    | 72,400    |
| 1.00  | 35072                    | Boma AGI-OE Parts Supp.                           | 202000 | 5211174000 | NR       | NR    | 12,500    |
| 1.00  | 35237                    | C43 WB Res WQ-OE Parts Supp.                      | 202000 | 5211174000 | NR       | NR    | 9,500     |
| 1.00  | 35411                    | Hicpo Enhnce-OE Parts Supp.                       | 202000 | 5211174000 | NR       | NR    | 4,500     |
| 1.00  | 34123                    | BBCW L31E #4-P&S Other Equip                      | 202002 | 5311176000 | NR       | NR    | 3,000     |
| 5.00  |                          | Total 541500 - Oper Expense - Parts and Supplies  |        |            |          |       | \$101,900 |

OPERATIONS & MAINTENANCE

CF05 PUMP STATION MAINTENANCE

| Qty   | Item  | Name  | Fund   | FundCenter | Fund Prg | Grant | Amount   |
|-------|-------|---|--------|------------|----------|-------|----------|
| 1.00  | 34799 | BBCW Deering-Agriculture Supplies                               | 202002 | 5310175100 | NR       | 3007  | 100      |
| 1.00  | 34764 | Mod Wtr S356-Agriculture Supplies                               | 202002 | 5310175100 | NR       | 3003  | 105      |
| 2.00  |       | Total 541501 - Oper Expense - Parts,Supp - Agricultural         |        |            |          |       | \$205    |
| 1.00  | 17840 | Pump Station Maintenance  | 202000 | 5110171100 | NR       | NR    | 1,975    |
| 1.00  | 17855 | Pump Station Maintenance  | 202000 | 5111172000 | NR       | NR    | 73       |
| 1.00  | 17849 | Pump Station Maintenance  | 202000 | 5210173100 | NR       | NR    | 9,121    |
| 1.00  | 35472 | C43 S470 PS-OE Building & Grounds P&S                           | 202002 | 5211174000 | NR       | 3011  | 3,500    |
| 1.00  | 35471 | C43 S476 PS-OE Building & Grounds P&S                           | 202002 | 5211174000 | NR       | 3011  | 3,500    |
| 1.00  | 17853 | Pump Station Maintenance  | 202000 | 5211174000 | NR       | NR    | 25,379   |
| 1.00  | 34414 | BBCW Deering-Building & Grounds                                 | 202002 | 5310175100 | NR       | 3007  | 1,000    |
| 1.00  | 34147 | Mod Wtr S356-Building & Grounds                                 | 202002 | 5310175100 | NR       | 3003  | 2,200    |
| 1.00  | 34507 | Mod Wtr S356-Paint  | 202002 | 5310175100 | NR       | 3003  | 525      |
| 1.00  | 17836 | Pump Station Maintenance  | 202000 | 5310175100 | NR       | NR    | 2,134    |
| 1.00  | 34130 | BBCW L31E #4-Building & Grounds                                 | 202002 | 5311176000 | NR       | NR    | 3,000    |
| 1.00  | 34673 | C111 CSSS-PS-331 - B&G Maint                                    | 202002 | 5311176000 | NR       | 3002  | 393      |
| 1.00  | 34674 | C111 S331-PS-331 - B&G Maint                                    | 202002 | 5311176000 | NR       | 3000  | 393      |
| 1.00  | 17826 | Pump Station Maintenance  | 202000 | 5312177000 | NR       | NR    | 3,522    |
| 1.00  | 34606 | Faka U PS-A/C Maintenance & Repair                              | 101002 | 5313301000 | NR       | 3008  | 500      |
| 1.00  | 35328 | Faka U PS-Building P&S  | 101002 | 5313301000 | NR       | 3008  | 5,000    |
| 1.00  | 34129 | Merritt PS-A/C Maintenance & Repair                             | 101002 | 5313301000 | NR       | 3008  | 3,000    |
| 1.00  | 35329 | Merritt PS-Building P&S   | 101002 | 5313301000 | NR       | 3008  | 5,000    |
| 1.00  | 35446 | Miller PS-A/C Maintenance & Repair                              | 101002 | 5313301000 | NR       | 3008  | 3,375    |
| 1.00  | 34231 | Miller PS-Building P&S  | 101002 | 5313301000 | NR       | 3008  | 2,000    |
| 20.00 |       | Total 541503 - Oper Expense - Parts,Supp - Build & Ground Equip |        |            |          |       | \$75,590 |
| 1.00  | 34890 | 10 Mi Creek-Electrical P&S                                      | 202000 | 5110171100 | NR       | NR    | 44,750   |
| 1.00  | 34968 | Lksd R STA PH1 N-Electrical P&S                                 | 202000 | 5110171100 | NR       | NR    | 30,000   |
| 1.00  | 35164 | Lksd R STA S191A-(191A) - Elect P&S                             | 202000 | 5110171100 | NR       | NR    | 11,700   |
| 1.00  | 17873 | Pump Station Maintenance  | 202000 | 5110171100 | NR       | NR    | 45,393   |
| 1.00  | 17887 | Pump Station Maintenance  | 202000 | 5111172000 | NR       | NR    | 3,152    |
| 1.00  | 17882 | Pump Station Maintenance  | 202000 | 5210173100 | NR       | NR    | 28,747   |
| 1.00  | 35282 | C43 S470 PS-OE P&S Electrical                                   | 202002 | 5211174000 | NR       | 3011  | 6,500    |
| 1.00  | 35281 | C43 S476 PS-OE P&S Electrical                                   | 202002 | 5211174000 | NR       | 3011  | 6,500    |
| 1.00  | 35073 | Hicpo Enhnce-OE P&S Electrical                                  | 202000 | 5211174000 | NR       | NR    | 12,500   |
| 1.00  | 17886 | Pump Station Maintenance  | 202000 | 5211174000 | NR       | NR    | 15,627   |

OPERATIONS & MAINTENANCE

CF05 PUMP STATION MAINTENANCE

| Qty   | Item  | Name   | Fund   | FundCenter | Fund Prg | Grant | Amount    |
|-------|-------|--|--------|------------|----------|-------|-----------|
| 1.00  | 34609 | BBCW Deering-Electrical Supplies                           | 202002 | 5310175100 | NR       | 3007  | 500       |
| 1.00  | 35118 | Mod Wtr S356-Electrical Supplies                           | 202002 | 5310175100 | NR       | 3003  | 15,000    |
| 1.00  | 17869 | Pump Station Maintenance                                   | 202000 | 5310175100 | NR       | NR    | 7,339     |
| 1.00  | 35331 | 8.5 SMA Mod-PS-357 Electrical Repairs                      | 202002 | 5311176000 | NR       | 3003  | 5,000     |
| 1.00  | 35262 | BBCW L31E #4-Electrical P&S                                | 202002 | 5311176000 | NR       | NR    | 6,000     |
| 1.00  | 34135 | BBCW L31E #4-P&S Electrical Repair                         | 202002 | 5311176000 | NR       | NR    | 3,000     |
| 1.00  | 34131 | C111 CSSS-PS-331 P&S Electric                              | 202002 | 5311176000 | NR       | 3002  | 3,000     |
| 1.00  | 34197 | C111 CSSS-PS-332B P&S Electric                             | 202002 | 5311176000 | NR       | 3002  | 2,500     |
| 1.00  | 34132 | C111 CSSS-PS-332C P&S Electric                             | 202002 | 5311176000 | NR       | 3002  | 3,000     |
| 1.00  | 34198 | C111 CSSS-PS-332D P&S Electric                             | 202002 | 5311176000 | NR       | 3002  | 2,500     |
| 1.00  | 34199 | C111 Normal-PS-332B P&S Electric                           | 202002 | 5311176000 | NR       | 3002  | 2,500     |
| 1.00  | 34133 | C111 Normal-PS-332C P&S Electric                           | 202002 | 5311176000 | NR       | 3002  | 3,000     |
| 1.00  | 34200 | C111 Normal-PS-332D P&S Electric                           | 202002 | 5311176000 | NR       | 3001  | 2,500     |
| 1.00  | 34134 | C111 S331-PS-331 P&S Electric                              | 202002 | 5311176000 | NR       | 3000  | 3,000     |
| 1.00  | 17860 | Pump Station Maintenance                                   | 202000 | 5312177000 | NR       | NR    | 22,624    |
| 1.00  | 35137 | Faka U PS-Electrical P&S                                   | 101002 | 5313301000 | NR       | 3008  | 10,000    |
| 1.00  | 34278 | Faka U PS-PS Software Maint                                | 101002 | 5313301000 | NR       | 3008  | 1,500     |
| 1.00  | 35117 | Merritt PS-Electrical P&S                                  | 101002 | 5313301000 | NR       | 3008  | 15,000    |
| 1.00  | 34279 | Merritt PS-PS Software Maint                               | 101002 | 5313301000 | NR       | 3008  | 1,500     |
| 1.00  | 35330 | Miller PS-Electrical Parts & Supplies                      | 101002 | 5313301000 | NR       | 3008  | 5,000     |
| 1.00  | 34280 | Miller PS-PS Software Maint                                | 101002 | 5313301000 | NR       | 3008  | 1,500     |
| 31.00 | Total | 541505 - Oper Expense - Parts,Supp - Electrical/Electronic |        |            |          |       | \$320,832 |
| 1.00  | 34829 | C43 WB Res WQ-OE Chemicals                                 | 202000 | 5211174000 | NR       | NR    | 100,000   |
| 1.00  | Total | 541506 - Oper Expense - Parts,Supp - Laboratory            |        |            |          |       | \$100,000 |
| 1.00  | 34729 | Lksd R STA S191A-(191A) Office Supply                      | 202000 | 5110171100 | NR       | NR    | 235       |
| 1.00  | 17895 | Parts & Supplies -Office                                   | 202000 | 5110171100 | NR       | NR    | 3,264     |
| 1.00  | 17899 | Parts & Supplies -Office                                   | 202000 | 5111172000 | NR       | NR    | 2,520     |
| 1.00  | 17897 | Parts & Supplies -Office                                   | 202000 | 5210173100 | NR       | NR    | 2,577     |
| 1.00  | 17898 | Parts & Supplies -Office                                   | 202000 | 5211174000 | NR       | NR    | 1,757     |
| 1.00  | 17894 | Parts & Supplies -Office                                   | 202000 | 5310175100 | NR       | NR    | 877       |
| 1.00  | 17893 | Parts & Supplies -Office                                   | 202000 | 5311176000 | NR       | NR    | 874       |
| 1.00  | 17892 | Parts & Supplies -Office                                   | 202000 | 5312177000 | NR       | NR    | 2,538     |
| 1.00  | 34509 | Faka U PS-Bottled Water (PS)                               | 101002 | 5313301000 | NR       | 3008  | 540       |
| 1.00  | 34467 | Faka U PS-Office Supplies                                  | 101002 | 5313301000 | NR       | 3008  | 850       |
| 1.00  | 34625 | Merritt PS-Bottled Water (PS)                              | 101002 | 5313301000 | NR       | 3008  | 520       |

OPERATIONS & MAINTENANCE

| CF05  | PUMP STATION MAINTENANCE |   | Fund   | FundCenter | Fund Prg | Grant | Amount   |
|-------|--------------------------|---|--------|------------|----------|-------|----------|
| Qty   | Item                     | Name  |        |            |          |       |          |
| 1.00  | 34458                    | Merritt PS-Office Supplies  | 101002 | 5313301000 | NR       | 3008  | 800      |
| 1.00  | 34502                    | Miller PS-Bottled Water (PS)  | 101002 | 5313301000 | NR       | 3008  | 520      |
| 1.00  | 34647                    | Miller PS-Office Supplies   | 101002 | 5313301000 | NR       | 3008  | 300      |
| 14.00 |                          | Total 541510 - Oper Expense - Parts,Supp - Office                   |        |            |          |       | \$18,172 |
| 1.00  | 17914                    | Pump Station Maintenance  | 202000 | 5110171100 | NR       | NR    | 4,514    |
| 1.00  | 17923                    | Pump Station Maintenance  | 202000 | 5210173100 | NR       | NR    | 1,712    |
| 1.00  | 17927                    | Pump Station Maintenance  | 202000 | 5211174000 | NR       | NR    | 4,680    |
| 1.00  | 34735                    | BBCW Deering-Locks  | 202002 | 5310175100 | NR       | 3007  | 250      |
| 1.00  | 17910                    | Pump Station Maintenance  | 202000 | 5310175100 | NR       | NR    | 663      |
| 1.00  | 17901                    | Pump Station Maintenance  | 202000 | 5312177000 | NR       | NR    | 499      |
| 6.00  |                          | Total 541511 - Oper Expense - Parts and Supplies Security Equipment |        |            |          |       | \$12,318 |
| 1.00  | 17116                    | DOC Element Replacement   | 202000 | 5003170600 | NR       | NR    | 60,000   |
| 1.00  | 17115                    | G-420 Gear Box #1   | 202000 | 5003170600 | NR       | NR    | 15,000   |
| 1.00  | 35144                    | 10 Mi Creek-Parts & Supplies  | 202000 | 5110171100 | NR       | NR    | 10,000   |
| 1.00  | 35143                    | Lksd R STA PH1 N-Parts & Supplies                                   | 202000 | 5110171100 | NR       | NR    | 10,000   |
| 1.00  | 34459                    | Lksd R STA S191A-(191A) Parts & Suppl                               | 202000 | 5110171100 | NR       | NR    | 800      |
| 1.00  | 17939                    | Pump Station Maintenance  | 202000 | 5110171100 | NR       | NR    | 73,163   |
| 1.00  | 34081                    | G103 Gtd Spill-Parts & Supplies                                     | 202000 | 5111172000 | NR       | NR    | 2,500    |
| 1.00  | 17948                    | Pump Station Maintenance  | 202000 | 5111172000 | NR       | NR    | 1,346    |
| 1.00  | 17945                    | Pump Station Maintenance  | 202000 | 5210173100 | NR       | NR    | 120,000  |
| 1.00  | 35005                    | C43 S470 PS-OE P&S Water Control                                    | 202002 | 5211174000 | NR       | 3011  | 15,500   |
| 1.00  | 35004                    | C43 S476 PS-OE P&S Water Control                                    | 202002 | 5211174000 | NR       | 3011  | 15,500   |
| 1.00  | 17947                    | Pump Station Maintenance  | 202000 | 5211174000 | NR       | NR    | 60,747   |
| 1.00  | 34238                    | BBCW Deering-P&S Water Control                                      | 202002 | 5310175100 | NR       | 3007  | 2,000    |
| 1.00  | 34611                    | BBCW Deering-Parts & Supplies                                       | 202002 | 5310175100 | NR       | 3007  | 500      |
| 1.00  | 34830                    | Mod Wtr S356-P&S Water Control                                      | 202002 | 5310175100 | NR       | 3003  | 100,000  |
| 1.00  | 34909                    | Mod Wtr S356-Parts & Supplies                                       | 202002 | 5310175100 | NR       | 3003  | 50,000   |
| 1.00  | 17937                    | Pump Station Maintenance  | 202000 | 5310175100 | NR       | NR    | 14,620   |
| 1.00  | 34986                    | 8.5 SMA Mod-PS-357 P&S Other Equip                                  | 202002 | 5311176000 | NR       | 3003  | 35,000   |
| 1.00  | 35364                    | C111 CSSS-PS-331 P&S Other Eq                                       | 202002 | 5311176000 | NR       | 3002  | 3,750    |
| 1.00  | 35139                    | C111 CSSS-PS-332B P&S Other Eq                                      | 202002 | 5311176000 | NR       | 3002  | 10,000   |
| 1.00  | 35140                    | C111 CSSS-PS-332C P&S Other Eq                                      | 202002 | 5311176000 | NR       | 3002  | 10,000   |
| 1.00  | 35141                    | C111 CSSS-PS-332D P&S Other Eq                                      | 202002 | 5311176000 | NR       | 3002  | 10,000   |
| 1.00  | 34987                    | C111 Normal-PS-332B P&S Other Eq                                    | 202002 | 5311176000 | NR       | 3002  | 35,000   |
| 1.00  | 34988                    | C111 Normal-PS-332C P&S Other Eq                                    | 202002 | 5311176000 | NR       | 3002  | 35,000   |

OPERATIONS & MAINTENANCE

CF05 PUMP STATION MAINTENANCE

| Qty   | Item  | Name   | Fund   | FundCenter | Fund Prg | Grant | Amount      |
|-------|-------|--|--------|------------|----------|-------|-------------|
| 1.00  | 34989 | C111 Normal-PS-332D P&S Other Eq   | 202002 | 5311176000 | NR       | 3001  | 35,000      |
| 1.00  | 34941 | C111 Normal-Reduct Gearbox Spare   | 202002 | 5311176000 | NR       | 3002  | 90,000      |
| 1.00  | 34942 | C111 Normal-Reduct Gearbox Spare   | 202002 | 5311176000 | NR       | 3001  | 90,000      |
| 1.00  | 34990 | C111 S331-PS-331 P&S Other Eq  | 202002 | 5311176000 | NR       | 3000  | 35,000      |
| 1.00  | 17934 | Pump Station Maintenance   | 202000 | 5312177000 | NR       | NR    | 116,360     |
| 1.00  | 35365 | Faka U PS-Fittings and Adapters  | 101002 | 5313301000 | NR       | 3008  | 3,775       |
| 1.00  | 34977 | Faka U PS-Parts & Supplies   | 101002 | 5313301000 | NR       | 3008  | 33,925      |
| 1.00  | 35333 | Faka U PS-Replace Intake Filters   | 101002 | 5313301000 | NR       | 3008  | 5,000       |
| 1.00  | 35426 | Merritt PS-Filter Replace-Intake Fans                                    | 101002 | 5313301000 | NR       | 3008  | 3,000       |
| 1.00  | 35481 | Merritt PS-Fittings and Adapters   | 101002 | 5313301000 | NR       | 3008  | 3,600       |
| 1.00  | 34973 | Merritt PS-Parts & Supplies  | 101002 | 5313301000 | NR       | 3008  | 32,770      |
| 1.00  | 35391 | Miller PS-Fittings and Adapters  | 101002 | 5313301000 | NR       | 3008  | 4,050       |
| 1.00  | 34950 | Miller PS-Parts & Supplies   | 101002 | 5313301000 | NR       | 3008  | 25,000      |
| 1.00  | 34237 | Miller PS-Replace Intake Filters   | 101002 | 5313301000 | NR       | 3008  | 2,000       |
| 38.00 |       | Total 541512 - Oper Expense - Parts and Supplies Water Control Structure |        |            |          |       | \$1,169,906 |
| 1.00  | 34357 | 10 Mi Creek-Equipment Rental (PS)  | 202000 | 5110171100 | NR       | NR    | 1,200       |
| 1.00  | 35427 | Lksd R STA PH1 N-Rental Equipment  | 202000 | 5110171100 | NR       | NR    | 3,000       |
| 1.00  | 34292 | Lksd R STA S191A-(191A) Equip Rental                                     | 202000 | 5110171100 | NR       | NR    | 1,500       |
| 1.00  | 17976 | Pump Station Maintenance   | 202000 | 5210173100 | NR       | NR    | 4,497       |
| 1.00  | 17981 | Pump Station Maintenance   | 202000 | 5211174000 | NR       | NR    | 2,248       |
| 1.00  | 34976 | Mod Wtr S356-Rental  | 202002 | 5310175100 | NR       | 3003  | 33,000      |
| 1.00  | 17964 | Pump Station Maintenance   | 202000 | 5310175100 | NR       | NR    | 8,993       |
| 1.00  | 17954 | Pump Station Maintenance   | 202000 | 5312177000 | NR       | NR    | 2,468       |
| 1.00  | 35338 | Faka U PS-Rental / Lease Equipment                                       | 101002 | 5313301000 | NR       | 3008  | 5,200       |
| 1.00  | 34423 | Merritt PS-Rental / Lease Equipment                                      | 101002 | 5313301000 | NR       | 3008  | 1,000       |
| 1.00  | 34424 | Miller PS-Rental / Lease Equipment                                       | 101002 | 5313301000 | NR       | 3008  | 1,000       |
| 11.00 |       | Total 541600 - Oper Expense - Rent/Lease Equipment                       |        |            |          |       | \$64,106    |
| 1.00  | 34720 | C111 CSSS-PS-331 Waste Dispos  | 202002 | 5311176000 | NR       | 3002  | 200         |
| 1.00  | 34618 | C111 S331-PS-331 Waste Dispos  | 202002 | 5311176000 | NR       | 3000  | 500         |
| 2.00  |       | Total 541900 - Oper Expense - Other                                      |        |            |          |       | \$700       |
| 1.00  | 18059 | Field Ops O&M Travel   | 202000 | 5111172000 | NR       | NR    | 2,550       |
| 1.00  |       | Total 542100 - Oper Expense - District Travel                            |        |            |          |       | \$2,550     |

OPERATIONS & MAINTENANCE

CF05 PUMP STATION MAINTENANCE

| Qty  | Item  | Name  | Fund   | FundCenter | Fund Prg | Grant | Amount          |
|------|-------|---|--------|------------|----------|-------|-----------------|
| 1.00 | 18021 | Pump Station Maintenance                            | 202000 | 5210173100 | NR       | NR    | 180             |
| 1.00 | 18004 | Licenses  | 202000 | 5311176000 | NR       | NR    | 247             |
| 2.00 |       | Total 542400 - Oper Expense - Professional Licenses |        |            |          |       | <u>\$427</u>    |
| 1.00 | 34427 | Faka U PS-Permits                                   | 101002 | 5313301000 | NR       | 3008  | 1,000           |
| 1.00 | 34428 | Merritt PS-Permits                                  | 101002 | 5313301000 | NR       | 3008  | 1,000           |
| 1.00 | 34429 | Miller PS-Permits                                   | 101002 | 5313301000 | NR       | 3008  | 1,000           |
| 3.00 |       | Total 543300 - Oper Expense - Other Fees            |        |            |          |       | <u>\$3,000</u>  |
| 1.00 | 34665 | 10 Mi Creek-Permits & Fees                          | 202000 | 5110171100 | NR       | NR    | 350             |
| 1.00 |       | Total 543301 - Oper Expense - Permits & Fees        |        |            |          |       | <u>\$350</u>    |
| 1.00 | 34709 | 10 Mi Creek-Waste Disposal Fees                     | 202000 | 5110171100 | NR       | NR    | 150             |
| 1.00 | 34689 | Lksd R STA S191A-(191A) Waste Disposal              | 202000 | 5110171100 | NR       | NR    | 115             |
| 1.00 | 34469 | C43 WB Res WQ-OE Waste Disposal Fees                | 202000 | 5211174000 | NR       | NR    | 850             |
| 1.00 | 34256 | BBCW Deering-Waste Disposal                         | 202002 | 5310175100 | NR       | 3007  | 2,100           |
| 1.00 | 34435 | Mod Wtr S356-Waste Disposal                         | 202002 | 5310175100 | NR       | 3003  | 1,050           |
| 5.00 |       | Total 543302 - Oper Expense - Waste Disposal Fees   |        |            |          |       | <u>\$4,265</u>  |
| 1.00 | 35171 | C43 WB Res WQ-OE Electrical Service                 | 202000 | 5211174000 | NR       | NR    | 12,000          |
| 1.00 |       | Total 543701 - Oper Expense - Electrical Service    |        |            |          |       | <u>\$12,000</u> |
| 1.00 | 18064 | Pump Station Maintenance                            | 202000 | 5110171100 | NR       | NR    | 674             |
| 1.00 | 18066 | Pump Station Maintenance                            | 202000 | 5210173100 | NR       | NR    | 1,079           |
| 1.00 | 18068 | Pump Station Maintenance                            | 202000 | 5211174000 | NR       | NR    | 6,626           |
| 1.00 | 18060 | Pump Station Maintenance                            | 202000 | 5312177000 | NR       | NR    | 432             |
| 4.00 |       | Total 543702 - Oper Expense - Water/Sewer Service   |        |            |          |       | <u>\$8,811</u>  |
| 1.00 | 34655 | 10 Mi Creek-Ten Mile Creek- Freight                 | 202000 | 5110171100 | NR       | NR    | 300             |
| 1.00 | 34085 | C43 S470 PS-OE Freight                              | 202002 | 5211174000 | NR       | 3011  | 2,500           |
| 1.00 | 34084 | C43 S476 PS-OE Freight                              | 202002 | 5211174000 | NR       | 3011  | 2,500           |
| 1.00 | 34721 | BBCW Deering-Freight                                | 202002 | 5310175100 | NR       | 3007  | 200             |
| 1.00 | 34437 | Mod Wtr S356-Freight                                | 202002 | 5310175100 | NR       | 3003  | 1,050           |
| 1.00 | 34571 | C111 CSSS-PS-331 Freight                            | 202002 | 5311176000 | NR       | 3002  | 455             |

OPERATIONS & MAINTENANCE

CF05 PUMP STATION MAINTENANCE

| Qty   | Item  | Name                                     | Fund   | FundCenter | Fund Prg | Grant | Amount       |
|-------|-------|--|--------|------------|----------|-------|--------------|
| 1.00  | 34572 | C111 S331-PS-331 Freight                 | 202002 | 5311176000 | NR       | 3000  | 455          |
| 1.00  | 34503 | Faka U PS-Freight                        | 101002 | 5313301000 | NR       | 3008  | 520          |
| 1.00  | 34623 | Merritt PS-Freight                       | 101002 | 5313301000 | NR       | 3008  | 500          |
| 1.00  | 34522 | Miller PS-Freight                        | 101002 | 5313301000 | NR       | 3008  | 565          |
| 10.00 |       | Total 543800 - Oper Expense - Freight    |        |            |          |       | \$9,045      |
| 1.00  | 34923 | IRL S C23/C24 STA-1/2T P/U 4WD (Supv.)   | 402000 | 5005170400 | NR       | NR    | 60,500       |
| 1.00  | 34903 | IRL S C23/C24 STA-3/4T P/U 4WD (PS Chf   | 402000 | 5005170400 | NR       | NR    | 49,000       |
| 2.00  |       | Total 589500 - Capital Outlay - Vehicles |        |            |          |       | \$109,500    |
|       |       | Total PUMP STATION MAINTENANCE           |        |            |          |       | \$12,140,788 |

OPERATIONS & MAINTENANCE

| CF06 | PUMP STATION REFURBISHMENT |                                  |                            |            |  |       | Grant    | Amount    |
|------|----------------------------|----------------------------------|----------------------------|------------|--|-------|----------|-----------|
| Qty  | Item                       | Name                             | Fund                       | FundCenter | Fund Prg   | Grant | Amount   |           |
| 1.50 |                            | Total                            | 510100                     | -          | Salaries and Wages - Regular                     |       | \$91,577 |           |
| 1.50 |                            | Total                            | 520900                     | -          | Fringe Benefits - FICA Taxes Employer Share      |       | \$7,007  |           |
| 1.50 |                            | Total                            | 521010                     | -          | Fringe Benefits - FRS Retirement Contrib         |       | \$12,427 |           |
| 1.50 |                            | Total                            | 521110                     | -          | Fringe Benefits - Medical Insurance              |       | \$24,575 |           |
| 1.50 |                            | Total                            | 521120                     | -          | Fringe Benefits - Dental Insurance               |       | \$1,830  |           |
| 1.50 |                            | Total                            | 521130                     | -          | Fringe Benefits - Vision Insurance               |       | \$202    |           |
| 1.50 |                            | Total                            | 521140                     | -          | Fringe Benefits - Accidental Death Dismemberment |       | \$20     |           |
| 1.50 |                            | Total                            | 521150                     | -          | Fringe Benefits - Long-Term Disability           |       | \$300    |           |
| 1.50 |                            | Total                            | 521160                     | -          | Fringe Benefits - Life Insurance                 |       | \$378    |           |
| 1.00 | 34501                      | C111 CSSS-PS-332D M&R Other Eq   | 202002                     | 5311176000 | NR   | 3002  | 1,000    |           |
| 1.00 | 34981                      | C111 Normal-PS-332D M&R Other Eq | 202002                     | 5311176000 | NR   | 3001  | 35,000   |           |
| 2.00 |                            | Total                            | 530611                     | -          | Cont Serv - Maint and Repairs Equipment          |       | \$36,000 |           |
| 1.00 | 17651                      | Pump Station Refurbishment       | 202000                     | 5210173100 | NR   | NR    | 810      |           |
| 1.00 |                            | Total                            | 541301                     | -          | Oper Expense - District Uniforms                 |       | \$810    |           |
| 1.00 | 17713                      | Pump Station Refurbishment       | 202000                     | 5210173100 | NR   | NR    | 2,023    |           |
| 1.00 |                            | Total                            | 541400                     | -          | Oper Expense - Tools/Equipment/PPE               |       | \$2,023  |           |
| 1.00 | 18003                      | Pump Station Refurbishment       | 202000                     | 5312177000 | NR   | NR    | 67       |           |
| 1.00 |                            | Total                            | 542400                     | -          | Oper Expense - Professional Licenses             |       | \$67     |           |
|      |                            | Total                            | PUMP STATION REFURBISHMENT |            |  |       |          | \$177,216 |



OPERATIONS & MAINTENANCE

| CG01  | LEVEE MAINTENANCE |   | Fund   | FundCenter | Fund Prg | Grant | Amount      |
|-------|-------------------|---|--------|------------|----------|-------|-------------|
| Qty   | Item              | Name  |        |            |          |       |             |
| 42.00 | Total             | 510100 - Salaries and Wages - Regular                     |        |            |          |       | \$2,322,320 |
| 8.00  | Total             | 511100 - Salaries and Wages - Overtime                    |        |            |          |       | \$122,993   |
| 50.00 | Total             | 520900 - Fringe Benefits - FICA Taxes Employer Share      |        |            |          |       | \$187,070   |
| 50.00 | Total             | 521010 - Fringe Benefits - FRS Retirement Contrib         |        |            |          |       | \$352,723   |
| 42.00 | Total             | 521110 - Fringe Benefits - Medical Insurance              |        |            |          |       | \$689,150   |
| 42.00 | Total             | 521120 - Fringe Benefits - Dental Insurance               |        |            |          |       | \$51,240    |
| 42.00 | Total             | 521130 - Fringe Benefits - Vision Insurance               |        |            |          |       | \$5,766     |
| 42.00 | Total             | 521140 - Fringe Benefits - Accidental Death Dismemberment |        |            |          |       | \$613       |
| 42.00 | Total             | 521150 - Fringe Benefits - Long-Term Disability           |        |            |          |       | \$8,400     |
| 42.00 | Total             | 521160 - Fringe Benefits - Life Insurance                 |        |            |          |       | \$10,242    |
| 1.00  | 35124             | IRL S PH2 Pal W-Canal Maintenance                         | 202000 | 5415182100 | NR       | NR    | 10,000      |
| 1.00  | Total             | 530100 - Cont Serv - External Provider                    |        |            |          |       | \$10,000    |
| 1.00  | 35336             | Lksd R STA PH2 S-Road Grading                             | 202000 | 5110171100 | NR       | NR    | 5,200       |
| 1.00  | 35235             | Corbett Lev PH1-Grading (Rev)                             | 202000 | 5210173100 | NR       | NR    | 9,500       |
| 1.00  | 35414             | Corbett Lev PH2-Grading (Rev)                             | 202000 | 5210173100 | NR       | NR    | 4,530       |
| 1.00  | 30663             | CS Road Grading   | 202000 | 5211174000 | NR       | NR    | 5,000       |
| 1.00  | 17174             | Levee Maintenance   | 202000 | 5310175100 | NR       | NR    | 6,163       |
| 5.00  | Total             | 530116 - Cont Serv - Road Grading Services                |        |            |          |       | \$30,393    |
| 1.00  | 17215             | Levee Maintenance   | 202000 | 5110171100 | NR       | NR    | 360         |
| 1.00  | 17218             | Levee Maintenance   | 202000 | 5111172000 | NR       | NR    | 501         |
| 1.00  | 17217             | Levee Maintenance   | 202000 | 5211174000 | NR       | NR    | 4,000       |
| 1.00  | 17214             | Levee Maintenance   | 202000 | 5310175100 | NR       | NR    | 1,835       |

OPERATIONS & MAINTENANCE

| CG01 | LEVEE MAINTENANCE |  | Fund   | FundCenter | Fund Prg | Grant | Amount    |
|------|-------------------|--|--------|------------|----------|-------|-----------|
| Qty  | Item              | Name   |        |            |          |       |           |
| 1.00 | 15959             | Levee Maintenance  | 203000 | 5313301000 | NR       | NR    | 624       |
| 5.00 |                   | Total 530401 - Cont Serv - Exotic Nuisance Wildlife              |        |            |          |       | \$7,320   |
| 1.00 | 35176             | Hicpo Enhnce-CS Mow<br>Canals/Levees/slope                       | 202000 | 5211174000 | NR       | NR    | 12,500    |
| 1.00 |                   | Total 530403 - Cont Serv - Mowing Canals/Levees                  |        |            |          |       | \$12,500  |
| 1.00 | 18080             | Levee Maintenance  | 202000 | 5110171100 | NR       | NR    | 114,994   |
| 1.00 |                   | Total 530404 - Cont Serv - Mowing Field Stations/Pump Stations   |        |            |          |       | \$114,994 |
| 1.00 | 17268             | Levee Maintenance  | 202000 | 5111172000 | NR       | NR    | 1,096     |
| 1.00 | 17262             | Levee Maintenance  | 202000 | 5311176000 | NR       | NR    | 450       |
| 2.00 |                   | Total 530600 - Cont Serv - Maintenance and Repairs               |        |            |          |       | \$1,546   |
| 1.00 | 34789             | C111 SD #8a-Maint & Repair                                       | 202000 | 5311176000 | NR       | NR    | 100       |
| 1.00 |                   | Total 530611 - Cont Serv - Maint and Repairs Equipment           |        |            |          |       | \$100     |
| 1.00 | 17396             | Levee Maintenance  | 202000 | 5111172000 | NR       | NR    | 5,216     |
| 1.00 | 35354             | Boma FEB-CS Equipment Rental                                     | 202000 | 5211174000 | NR       | NR    | 5,500     |
| 1.00 | 35353             | Hicpo Enhnce-CS Equipment Rental                                 | 202000 | 5211174000 | NR       | NR    | 5,500     |
| 1.00 | 17393             | Levee Maintenance  | 202000 | 5310175100 | NR       | NR    | 2,903     |
| 1.00 | 17390             | Levee Maintenance  | 202000 | 5312177000 | NR       | NR    | 1,079     |
| 1.00 | 15975             | Levee Maintenance  | 203000 | 5313301000 | NR       | NR    | 41,341    |
| 6.00 |                   | Total 530700 - Cont Serv - Equipment Rentals                     |        |            |          |       | \$61,539  |
| 1.00 | 15435             | Levee Maintenance  | 202000 | 5110171100 | NR       | NR    | 46,111    |
| 1.00 | 35499             | BCB O&M Field Ops Increased Costs Fuel                           | 203000 | 5313301000 | NR       | NR    | 80,000    |
| 1.00 | 15448             | Levee Maintenance  | 203000 | 5313301000 | NR       | NR    | 60,000    |
| 3.00 |                   | Total 540030 - Oper Expense - Inventory Other Fuels              |        |            |          |       | \$186,111 |
| 1.00 | 34638             | C111 SD #8-Oil / Lube  | 202000 | 5311176000 | NR       | NR    | 300       |
| 1.00 | 34766             | C111 SD #8a-Oil / Lube   | 202000 | 5311176000 | NR       | NR    | 50        |
| 2.00 |                   | Total 540040 - Oper Expense - Inventory Oils/Lubricants/Solvents |        |            |          |       | \$350     |

OPERATIONS & MAINTENANCE

| CG01  | LEVEE MAINTENANCE |  | Fund   | FundCenter | Fund Prg | Grant | Amount    |
|-------|-------------------|--|--------|------------|----------|-------|-----------|
| Qty   | Item              | Name   |        |            |          |       |           |
| 1.00  | 26000             | Levee Maintenance  | 202000 | 5110171100 | NR       | NR    | 3,865     |
| 1.00  |                   | Total 540050 - Oper Expense - Inventory Parts and Supplies |        |            |          |       | \$3,865   |
| 1.00  | 15218             | Fuel Card Purchases - BCB FS                               | 203000 | 5005170400 | NR       | NR    | 2,500     |
| 1.00  |                   | Total 541250 - Oper Expense - Vehicle Fuel Card Consumed   |        |            |          |       | \$2,500   |
| 1.00  | 35470             | 10 Mi Creek-Construction Material                          | 202000 | 5110171100 | NR       | NR    | 3,500     |
| 1.00  | 34227             | Allapattah Rest-Road Base                                  | 202000 | 5110171100 | NR       | NR    | 2,000     |
| 1.00  | 34396             | C23/C24 Sec C-Access Maint                                 | 202000 | 5110171100 | NR       | NR    | 1,000     |
| 1.00  | 17576             | Levee Maintenance  | 202000 | 5110171100 | NR       | NR    | 50,572    |
| 1.00  | 34348             | Lksd R STA PH1 N-Construction Material                     | 202000 | 5110171100 | NR       | NR    | 1,200     |
| 1.00  | 35441             | Lksd R STA PH1 N-Shell / Riprap                            | 202000 | 5110171100 | NR       | NR    | 3,125     |
| 1.00  | 35271             | Lksd R STA PH2 S-Construction Material                     | 202000 | 5110171100 | NR       | NR    | 6,185     |
| 1.00  | 17602             | Levee Maintenance  | 202000 | 5111172000 | NR       | NR    | 10,239    |
| 1.00  | 34363             | Rolling Med-Construction Materials                         | 202000 | 5111172000 | NR       | NR    | 1,350     |
| 1.00  | 34644             | Corbett Lev PH1-Levee Berm M&R Aggre                       | 202000 | 5210173100 | NR       | NR    | 300       |
| 1.00  | 34226             | Corbett Lev PH2-Levee Berm M&R Aggre                       | 202000 | 5210173100 | NR       | NR    | 2,000     |
| 1.00  | 17588             | Levee Maintenance  | 202000 | 5210173100 | NR       | NR    | 59,472    |
| 1.00  | 34266             | Boma AGI-OE Construction Material                          | 202000 | 5211174000 | NR       | NR    | 1,500     |
| 1.00  | 35114             | Hicpo Enhnce-OE Construction Material                      | 202000 | 5211174000 | NR       | NR    | 15,000    |
| 1.00  | 17593             | Levee Maintenance  | 202000 | 5211174000 | NR       | NR    | 33,115    |
| 1.00  | 17568             | Levee Maintenance  | 202000 | 5310175100 | NR       | NR    | 3,932     |
| 1.00  | 17566             | Levee Maintenance  | 202000 | 5311176000 | NR       | NR    | 5,237     |
| 1.00  | 17560             | Levee Maintenance  | 202000 | 5312177000 | NR       | NR    | 5,754     |
| 1.00  | 15992             | Levee Maintenance  | 203000 | 5313301000 | NR       | NR    | 68,271    |
| 19.00 |                   | Total 541300 - Oper Expense - Construction Materials       |        |            |          |       | \$273,752 |
| 1.00  | 17631             | Levee Maintenance  | 202000 | 5110171100 | NR       | NR    | 2,588     |
| 1.00  | 17662             | Levee Maintenance  | 202000 | 5111172000 | NR       | NR    | 600       |
| 1.00  | 17646             | Levee Maintenance  | 202000 | 5210173100 | NR       | NR    | 4,079     |
| 1.00  | 17654             | Levee Maintenance  | 202000 | 5211174000 | NR       | NR    | 4,819     |
| 1.00  | 17623             | Levee Maintenance  | 202000 | 5310175100 | NR       | NR    | 4,969     |
| 1.00  | 17621             | Levee Maintenance  | 202000 | 5311176000 | NR       | NR    | 1,160     |
| 1.00  | 17610             | Levee Maintenance  | 202000 | 5312177000 | NR       | NR    | 1,509     |
| 1.00  | 15995             | Levee Maintenance  | 203000 | 5313301000 | NR       | NR    | 1,463     |
| 8.00  |                   | Total 541301 - Oper Expense - District Uniforms            |        |            |          |       | \$21,187  |

OPERATIONS & MAINTENANCE

| CG01  | LEVEE MAINTENANCE |   | Fund   | FundCenter | Fund Prg | Grant | Amount   |
|-------|-------------------|---|--------|------------|----------|-------|----------|
| Qty   | Item              | Name  |        |            |          |       |          |
| 1.00  | 23044             | Safety Boots  | 202000 | 5110171100 | NR       | NR    | 1,100    |
| 1.00  | 21658             | Safety Boots - Canal Levee                              | 202000 | 5312177000 | NR       | NR    | 1,000    |
| 2.00  |                   | Total 541302 - Oper Expense - Safety Shoes              |        |            |          |       | \$2,100  |
| 1.00  | 17690             | Levee Maintenance                                       | 202000 | 5110171100 | NR       | NR    | 8,442    |
| 1.00  | 17725             | Levee Maintenance                                       | 202000 | 5111172000 | NR       | NR    | 1,500    |
| 1.00  | 17707             | Levee Maintenance                                       | 202000 | 5210173100 | NR       | NR    | 2,697    |
| 1.00  | 17716             | Levee Maintenance                                       | 202000 | 5211174000 | NR       | NR    | 2,592    |
| 1.00  | 17682             | Levee Maintenance                                       | 202000 | 5310175100 | NR       | NR    | 5,395    |
| 1.00  | 17679             | Levee Maintenance                                       | 202000 | 5311176000 | NR       | NR    | 4,045    |
| 1.00  | 17668             | Levee Maintenance                                       | 202000 | 5312177000 | NR       | NR    | 4,417    |
| 1.00  | 16000             | Levee Maintenance                                       | 203000 | 5313301000 | NR       | NR    | 3,926    |
| 8.00  |                   | Total 541400 - Oper Expense - Tools/Equipment/PPE       |        |            |          |       | \$33,014 |
| 1.00  | 34680             | Corbett Lev PH1-Canal / Levee Maint                     | 202000 | 5210173100 | NR       | NR    | 400      |
| 1.00  | 34124             | Corbett Lev PH2-Canal / Levee Maint                     | 202000 | 5210173100 | NR       | NR    | 3,000    |
| 1.00  | 34705             | BBCW L31E #2-Locks                                      | 202002 | 5311176000 | NR       | 3007  | 150      |
| 1.00  | 34565             | BBCW L31E #3-Locks                                      | 202002 | 5311176000 | NR       | 3007  | 440      |
| 1.00  | 34153             | BBCW L31E #4-Locks                                      | 202002 | 5311176000 | NR       | NR    | 2,300    |
| 5.00  |                   | Total 541500 - Oper Expense - Parts and Supplies        |        |            |          |       | \$6,290  |
| 1.00  | 34413             | C44 Res #2-Grass Seed / Sod                             | 202000 | 5110171100 | NR       | NR    | 1,000    |
| 1.00  | 34412             | C44 STA #3-Grass Seed / Sod                             | 202000 | 5110171100 | NR       | NR    | 1,000    |
| 1.00  | 17733             | Levee Maintenance                                       | 202000 | 5110171100 | NR       | NR    | 3,000    |
| 1.00  | 34410             | Lksd R STA PH1 N-Grass Seed / Sod                       | 202000 | 5110171100 | NR       | NR    | 1,000    |
| 1.00  | 34411             | Lksd R STA PH2 S-Grass Seed / Sod                       | 202000 | 5110171100 | NR       | NR    | 1,000    |
| 1.00  | 17737             | Levee Maintenance                                       | 202000 | 5111172000 | NR       | NR    | 799      |
| 1.00  | 34734             | Corbett Lev PH1-Seed & Sod (Rev)                        | 202000 | 5210173100 | NR       | NR    | 250      |
| 1.00  | 34681             | Corbett Lev PH2-Seed & Sod (Rev)                        | 202000 | 5210173100 | NR       | NR    | 400      |
| 1.00  | 17735             | Levee Maintenance                                       | 202000 | 5210173100 | NR       | NR    | 3,253    |
| 1.00  | 17736             | Levee Maintenance                                       | 202000 | 5211174000 | NR       | NR    | 3,387    |
| 1.00  | 17732             | Levee Maintenance                                       | 202000 | 5310175100 | NR       | NR    | 339      |
| 1.00  | 17731             | Levee Maintenance                                       | 202000 | 5311176000 | NR       | NR    | 1,077    |
| 1.00  | 16005             | Levee Maintenance                                       | 203000 | 5313301000 | NR       | NR    | 1,000    |
| 13.00 |                   | Total 541501 - Oper Expense - Parts,Supp - Agricultural |        |            |          |       | \$17,505 |

OPERATIONS & MAINTENANCE

CG01 LEVEE MAINTENANCE

| Qty  | Item  | Name  | Fund   | FundCenter | Fund Prg | Grant | Amount   |
|------|-------|---|--------|------------|----------|-------|----------|
| 1.00 | 34706 | C111 SD #8-Parts & Supplies   | 202000 | 5311176000 | NR       | NR    | 150      |
| 1.00 | 34767 | C111 SD #8a-Parts & Supplies  | 202000 | 5311176000 | NR       | NR    | 50       |
| 2.00 |       | Total 541502 - Oper Expense - Parts,Supp - Fleet                    |        |            |          |       | \$200    |
| 1.00 | 15752 | Levee Maintenance   | 202000 | 5415181900 | NR       | NR    | 887      |
| 1.00 |       | Total 541510 - Oper Expense - Parts,Supp - Office                   |        |            |          |       | \$887    |
| 1.00 | 17911 | Levee Maintenance   | 202000 | 5110171100 | NR       | NR    | 327      |
| 1.00 | 17929 | Levee Maintenance   | 202000 | 5111172000 | NR       | NR    | 842      |
| 1.00 | 17920 | Levee Maintenance   | 202000 | 5210173100 | NR       | NR    | 1,007    |
| 1.00 | 17907 | Levee Maintenance   | 202000 | 5310175100 | NR       | NR    | 439      |
| 1.00 | 17905 | Levee Maintenance   | 202000 | 5311176000 | NR       | NR    | 1,845    |
| 1.00 | 17902 | Levee Maintenance   | 202000 | 5312177000 | NR       | NR    | 5,917    |
| 6.00 |       | Total 541511 - Oper Expense - Parts and Supplies Security Equipment |        |            |          |       | \$10,377 |
| 1.00 | 34617 | C44 Canal/Tower-Parts & Supplies                                    | 202002 | 5110171100 | NR       | 3004  | 500      |
| 1.00 | 20005 | Levee Maintenance   | 202000 | 5110171100 | NR       | NR    | 10,500   |
| 1.00 | 22986 | OE P&S Canal Levee  | 202000 | 5111172000 | NR       | NR    | 17,200   |
| 1.00 | 18049 | Levee Maintenance   | 202000 | 5210173100 | NR       | NR    | 6,288    |
| 1.00 | 34682 | BBCW L31E #2-Canal/Levee P&S  | 202002 | 5311176000 | NR       | 3007  | 400      |
| 1.00 | 22987 | Canal Maintenance   | 202000 | 5312177000 | NR       | NR    | 5,000    |
| 1.00 | 21646 | Levee Maintenance   | 203000 | 5313301000 | NR       | NR    | 3,000    |
| 7.00 |       | Total 541515 - Oper Expense - Parts, Supp - Canal Levee             |        |            |          |       | \$42,888 |
| 1.00 | 17961 | Levee Maint / Mech Veg Grinder                                      | 202000 | 5110171100 | NR       | NR    | 12,914   |
| 1.00 | 17973 | Levee Maintenance   | 202000 | 5210173100 | NR       | NR    | 10,878   |
| 1.00 | 35360 | Boma FEB-OE Equipment Rental  | 202000 | 5211174000 | NR       | NR    | 5,500    |
| 1.00 | 35359 | Hicpo Enhnce-OE Equipment Rental                                    | 202000 | 5211174000 | NR       | NR    | 5,500    |
| 1.00 | 17977 | Levee Maintenance   | 202000 | 5211174000 | NR       | NR    | 1,000    |
| 1.00 | 17958 | Levee Maintenance   | 202000 | 5310175100 | NR       | NR    | 9,389    |
| 1.00 | 17956 | Levee Maintenance   | 202000 | 5311176000 | NR       | NR    | 4,000    |
| 1.00 | 17950 | Levee Maintenance   | 202000 | 5312177000 | NR       | NR    | 6,907    |
| 8.00 |       | Total 541600 - Oper Expense - Rent/Lease Equipment                  |        |            |          |       | \$56,088 |
| 1.00 | 18012 | Levee Maintenance   | 202000 | 5110171100 | NR       | NR    | 191      |

OPERATIONS & MAINTENANCE

| CG01 | LEVEE MAINTENANCE |   | Fund   | FundCenter | Fund Prg | Grant | Amount      |
|------|-------------------|---|--------|------------|----------|-------|-------------|
| Qty  | Item              | Name  |        |            |          |       |             |
| 1.00 | 18025             | Levee Maintenance                                   | 202000 | 5111172000 | NR       | NR    | 113         |
| 1.00 | 18019             | Levee Maintenance                                   | 202000 | 5210173100 | NR       | NR    | 135         |
| 1.00 | 18022             | Levee Maintenance                                   | 202000 | 5211174000 | NR       | NR    | 313         |
| 1.00 | 18006             | Levee Maintenance                                   | 202000 | 5311176000 | NR       | NR    | 67          |
| 1.00 | 17999             | Levee Maintenance                                   | 202000 | 5312177000 | NR       | NR    | 202         |
| 1.00 | 16030             | Levee Maintenance                                   | 203000 | 5313301000 | NR       | NR    | 107         |
| 7.00 |                   | Total 542400 - Oper Expense - Professional Licenses |        |            |          |       | \$1,128     |
| 1.00 | 18032             | Levee Maintenance                                   | 202000 | 5110171100 | NR       | NR    | 270         |
| 1.00 | 18039             | Levee Maintenance                                   | 202000 | 5111172000 | NR       | NR    | 225         |
| 1.00 | 18034             | Levee Maintenance                                   | 202000 | 5210173100 | NR       | NR    | 1,079       |
| 1.00 | 18037             | Levee Maintenance                                   | 202000 | 5211174000 | NR       | NR    | 540         |
| 1.00 | 18030             | Levee Maintenance                                   | 202000 | 5310175100 | NR       | NR    | 1,079       |
| 5.00 |                   | Total 543301 - Oper Expense - Permits & Fees        |        |            |          |       | \$3,193     |
| 1.00 | 18046             | Levee Maintenance                                   | 202000 | 5110171100 | NR       | NR    | 3,704       |
| 1.00 | 18051             | Levee Maintenance                                   | 202000 | 5111172000 | NR       | NR    | 240         |
| 1.00 | 18050             | Levee Maintenance                                   | 202000 | 5211174000 | NR       | NR    | 1,151       |
| 1.00 | 18044             | Levee Maintenance                                   | 202000 | 5310175100 | NR       | NR    | 8,492       |
| 1.00 | 34484             | BBCW L31E #2-Waste Disposal Fees                    | 202002 | 5311176000 | NR       | 3007  | 920         |
| 1.00 | 18043             | Levee Maintenance                                   | 202000 | 5311176000 | NR       | NR    | 10,803      |
| 1.00 | 34436             | US1 Culverts-Waste Disposal                         | 202000 | 5311176000 | NR       | NR    | 1,050       |
| 1.00 | 18040             | Levee Maintenance                                   | 202000 | 5312177000 | NR       | NR    | 1,346       |
| 1.00 | 16033             | Levee Maintenance                                   | 203000 | 5313301000 | NR       | NR    | 7,497       |
| 9.00 |                   | Total 543302 - Oper Expense - Waste Disposal Fees   |        |            |          |       | \$35,203    |
| 1.00 | 32024             | IG Report Heavy Equipment Replacements              | 402000 | 1010200000 | NR       | NR    | 1,800,000   |
| 1.00 | 34058             | IG Report Heavy Equipment Replacements              | 402000 | 1010200000 | NR       | NR    | 1,936,319   |
| 2.00 |                   | Total 589300 - Capital Outlay - Equipment           |        |            |          |       | \$3,736,319 |
| 1.00 | 21022             | CO Vehicles(2)                                      | 401000 | 5005170400 | NR       | NR    | 575,000     |
| 1.00 | 34924             | IRL S C23/C24 STA-1/2T P/U 4WD (Supv.)              | 402000 | 5005170400 | NR       | NR    | 60,500      |
| 1.00 | 34856             | Lake Hicpo PH2-Excavator, Longarm                   | 402000 | 5005170400 | NR       | NR    | 164,000     |
| 3.00 |                   | Total 589500 - Capital Outlay - Vehicles            |        |            |          |       | \$799,500   |

OPERATIONS & MAINTENANCE

CG01 LEVEE MAINTENANCE

| Qty  | Item  | Name     | Fund   | FundCenter               | Fund Prg | Grant | Amount      |
|------|-------|----------|--------|--------------------------|----------|-------|-------------|
| 1.00 | 21023 | CO Boats | 401000 | 5005170400               | NR       | NR    | 600,000     |
| 1.00 |       | Total    | 589510 | - Capital Outlay - Boats |          |       | \$600,000   |
|      |       | Total    |        | LEVEE MAINTENANCE        |          |       | \$9,821,366 |

OPERATIONS & MAINTENANCE

| CG03 | MOWING |   | Fund   | FundCenter | Fund Prg | Grant | Amount      |
|------|--------|---|--------|------------|----------|-------|-------------|
| Qty  | Item   | Name  |        |            |          |       |             |
| 7.40 | Total  | 510100 - Salaries and Wages - Regular                     |        |            |          |       | \$424,079   |
| 7.40 | Total  | 520900 - Fringe Benefits - FICA Taxes Employer Share      |        |            |          |       | \$32,443    |
| 7.40 | Total  | 521010 - Fringe Benefits - FRS Retirement Contrib         |        |            |          |       | \$63,661    |
| 7.40 | Total  | 521110 - Fringe Benefits - Medical Insurance              |        |            |          |       | \$121,734   |
| 7.40 | Total  | 521120 - Fringe Benefits - Dental Insurance               |        |            |          |       | \$9,028     |
| 7.40 | Total  | 521130 - Fringe Benefits - Vision Insurance               |        |            |          |       | \$1,015     |
| 7.40 | Total  | 521140 - Fringe Benefits - Accidental Death Dismemberment |        |            |          |       | \$116       |
| 7.40 | Total  | 521150 - Fringe Benefits - Long-Term Disability           |        |            |          |       | \$1,480     |
| 7.40 | Total  | 521160 - Fringe Benefits - Life Insurance                 |        |            |          |       | \$1,822     |
| 1.00 | 34056  | O&M Field Ops & Gen Svc Increased Costs                   | 202000 | 1010200000 | NR       | NR    | 2,000,000   |
| 1.00 | 32022  | O&M Field Ops & Gen Svc Increased Costs                   | 202000 | 1010200000 | NR       | NR    | 1,550,000   |
| 2.00 | Total  | 530100 - Cont Serv - External Provider                    |        |            |          |       | \$3,550,000 |
| 1.00 | 34902  | 10 Mi Creek-Flat/Slope Mowing                             | 202000 | 5110171100 | NR       | NR    | 49,000      |
| 1.00 | 35225  | Allapattah Rest-Mowing                                    | 202000 | 5110171100 | NR       | NR    | 8,840       |
| 1.00 | 35152  | C132 & C133 N-Contract Mowing                             | 202000 | 5110171100 | NR       | NR    | 10,625      |
| 1.00 | 35253  | C23/C24 Sec C-Mowing                                      | 202000 | 5110171100 | NR       | NR    | 6,000       |
| 1.00 | 34980  | C44 Canal/Tower-Mowing                                    | 202002 | 5110171100 | NR       | 3004  | 35,000      |
| 1.00 | 35183  | Kiss ASR Well-Contract Mowing                             | 202000 | 5110171100 | NR       | NR    | 7,500       |
| 1.00 | 34997  | Lksd R STA PH1 N-Mowing                                   | 202000 | 5110171100 | NR       | NR    | 38,500      |
| 1.00 | 34999  | Lksd R STA PH2 S-Contract Mowing                          | 202000 | 5110171100 | NR       | NR    | 39,000      |
| 1.00 | 35233  | Lksd R STA PH2 S-Slope Mowing                             | 202000 | 5110171100 | NR       | NR    | 9,400       |
| 1.00 | 35216  | Lksd R STA S191A-(191A) Mowing                            | 202000 | 5110171100 | NR       | NR    | 8,500       |
| 1.00 | 17224  | Mowing  | 202000 | 5110171100 | NR       | NR    | 309,787     |
| 1.00 | 17228  | Mowing  | 202000 | 5111172000 | NR       | NR    | 33,754      |
| 1.00 | 34154  | Rolling Med-Mowing - Canals/Levees                        | 202000 | 5111172000 | NR       | NR    | 2,400       |



OPERATIONS & MAINTENANCE

| CG03  |       | MOWING                               |        |            |   |       |  |             |
|-------|-------|--------------------------------------|--------|------------|---|-------|--|-------------|
| Qty   | Item  | Name                                 | Fund   | FundCenter | Fund Prg  | Grant |  | Amount      |
| 1.00  | 34376 | Corbett Lev PH1-Flat Mow Con (Rev)   | 202000 | 5210173100 | NR  | NR    |  | 1,500       |
| 1.00  | 35242 | Corbett Lev PH1-Side Slope Mow (Rev) | 202000 | 5210173100 | NR  | NR    |  | 9,900       |
| 1.00  | 34675 | Corbett Lev PH2-Flat Mow Con (Rev)   | 202000 | 5210173100 | NR  | NR    |  | 400         |
| 1.00  | 35077 | Corbett Lev PH2-Side Slope Mow (Rev) | 202000 | 5210173100 | NR  | NR    |  | 12,745      |
| 1.00  | 17226 | Mowing                               | 202000 | 5210173100 | NR  | NR    |  | 172,864     |
| 1.00  | 35048 | Bolles L16-CS Mowing Canals/Levees   | 202000 | 5211174000 | NR  | NR    |  | 21,600      |
| 1.00  | 35161 | Boma AGI-CS Mowing Canals/Levees     | 202000 | 5211174000 | NR  | NR    |  | 11,500      |
| 1.00  | 17227 | Mowing                               | 202000 | 5211174000 | NR  | NR    |  | 240,284     |
| 1.00  | 17223 | Mowing                               | 202000 | 5310175100 | NR  | NR    |  | 252,968     |
| 1.00  | 34668 | C111 CSSS-PS-332B Flat Mowing        | 202002 | 5311176000 | NR  | 3002  |  | 363         |
| 1.00  | 34666 | C111 CSSS-PS-332C Flat Mowing        | 202002 | 5311176000 | NR  | 3002  |  | 358         |
| 1.00  | 35367 | C111 Curtain Wall-Flat Mowing        | 202000 | 5311176000 | NR  | NR    |  | 3,799       |
| 1.00  | 35086 | C111 Curtain Wall-Slope Mowing       | 202000 | 5311176000 | NR  | NR    |  | 13,151      |
| 1.00  | 34669 | C111 Normal-PS-332B Flat Mowing      | 202002 | 5311176000 | NR  | 3002  |  | 363         |
| 1.00  | 34667 | C111 Normal-PS-332C Flat Mowing      | 202002 | 5311176000 | NR  | 3002  |  | 358         |
| 1.00  | 34624 | C111 Normal-PS-332D Flat Mowing      | 202002 | 5311176000 | NR  | 3001  |  | 515         |
| 1.00  | 35173 | C111 SD #8-Flat Mowing               | 202000 | 5311176000 | NR  | NR    |  | 12,209      |
| 1.00  | 35297 | C111 SD #8a-Flat Mowing              | 202000 | 5311176000 | NR  | NR    |  | 7,243       |
| 1.00  | 35207 | EAA Bar Wall-Flat Mowing             | 202000 | 5311176000 | NR  | NR    |  | 8,073       |
| 1.00  | 34957 | EAA Bar Wall-Slope Mowing            | 202000 | 5311176000 | NR  | NR    |  | 27,946      |
| 1.00  | 17222 | Mowing                               | 202000 | 5311176000 | NR  | NR    |  | 192,364     |
| 1.00  | 35286 | BCWPA C11 MA-Contract Mowing         | 202002 | 5312177000 | NR  | 3010  |  | 7,000       |
| 1.00  | 17221 | Mowing                               | 202000 | 5312177000 | NR  | NR    |  | 304,281     |
| 1.00  | 15961 | Mowing - Flat & Slope                | 203000 | 5313301000 | NR  | NR    |  | 261,140     |
| 37.00 |       | Total                                | 530403 | -          | Cont Serv - Mowing Canals/Levees                |       |  | \$2,121,230 |
| 1.00  | 34487 | BBCW L31E #2-Mowing                  | 202002 | 5311176000 | NR  | 3007  |  | 1,000       |
| 1.00  | 35210 | BBCW L31E #3-Mowing                  | 202002 | 5311176000 | NR  | 3007  |  | 8,165       |
| 1.00  | 34964 | BBCW L31E #4-Mowing                  | 202002 | 5311176000 | NR  | NR    |  | 30,000      |
| 1.00  | 35234 | C111 CSSS-PS-331 Flat Mowing         | 202002 | 5311176000 | NR  | 3002  |  | 9,438       |
| 1.00  | 35209 | C111 S331-PS-331 Flat Mowing         | 202002 | 5311176000 | NR  | 3000  |  | 8,142       |
| 1.00  | 34907 | Manatee Mit-Mowing                   | 101002 | 5313301000 | NR  | 3008  |  | 50,000      |
| 6.00  |       | Total                                | 530404 | -          | Cont Serv - Mowing Field Stations/Pump Stations |       |  | \$106,745   |
| 1.00  | 17629 | Mowing                               | 202000 | 5110171100 | NR  | NR    |  | 410         |
| 1.00  | 17619 | Mowing                               | 202000 | 5311176000 | NR  | NR    |  | 270         |
| 1.00  | 15994 | Mowing                               | 203000 | 5313301000 | NR  | NR    |  | 585         |

OPERATIONS & MAINTENANCE

| CG03 | MOWING |                                       |        |  | Fund   | FundCenter | Fund Prg | Grant | Amount      |
|------|--------|---------------------------------------|--------|--|--------|------------|----------|-------|-------------|
| Qty  | Item   | Name                                  |        |  |        |            |          |       |             |
| 3.00 |        | Total                                 | 541301 | - Oper Expense - District Uniforms         |        |            |          |       | \$1,265     |
| 1.00 | 21672  | Safety Boots                          |        |  | 202000 | 5110171100 | NR       | NR    | 500         |
| 1.00 |        | Total                                 | 541302 | - Oper Expense - Safety Shoes              |        |            |          |       | \$500       |
| 1.00 | 17677  | Mowing                                |        |  | 202000 | 5311176000 | NR       | NR    | 674         |
| 1.00 | 15999  | Mowing                                |        |  | 203000 | 5313301000 | NR       | NR    | 1,463       |
| 2.00 |        | Total                                 | 541400 | - Oper Expense - Tools/Equipment/PPE       |        |            |          |       | \$2,137     |
| 1.00 | 34994  | C44 Res #2-Wet Area/Speciality Mowing |        |  | 202000 | 5110171100 | NR       | NR    | 37,004      |
| 1.00 |        | Total                                 | 541501 | - Oper Expense - Parts,Supp - Agricultural |        |            |          |       | \$37,004    |
| 1.00 | 16017  | Parts & Supplies -Office              |        |  | 203000 | 5313301000 | NR       | NR    | 2,146       |
| 1.00 |        | Total                                 | 541510 | - Oper Expense - Parts,Supp - Office       |        |            |          |       | \$2,146     |
| 1.00 | 16024  | BCB Conferences/Training              |        |  | 203000 | 5003170600 | NR       | NR    | 219         |
| 1.00 |        | Total                                 | 542000 | - Oper Expense - Conference Registrations  |        |            |          |       | \$219       |
| 1.00 | 18005  | Mowing                                |        |  | 202000 | 5311176000 | NR       | NR    | 90          |
| 1.00 |        | Total                                 | 542400 | - Oper Expense - Professional Licenses     |        |            |          |       | \$90        |
| 1.00 | 35498  | BCB Gradall                           |        |  | 403000 | 5005170400 | NR       | NR    | 260,000     |
| 1.00 |        | Total                                 | 589300 | - Capital Outlay - Equipment               |        |            |          |       | \$260,000   |
|      |        | Total                                 |        | MOWING                                     |        |            |          |       | \$6,736,714 |

OPERATIONS & MAINTENANCE

| CG04 | TREE MANAGEMENT |                                   |   | Fund   | FundCenter | Fund Prg | Grant | Amount      |
|------|-----------------|-----------------------------------|---|--------|------------|----------|-------|-------------|
| Qty  | Item            | Name                              |   |        |            |          |       |             |
| 2.80 |                 | Total                             | 510100 - Salaries and Wages - Regular                     |        |            |          |       | \$194,893   |
| 2.80 |                 | Total                             | 520900 - Fringe Benefits - FICA Taxes Employer Share      |        |            |          |       | \$14,908    |
| 2.80 |                 | Total                             | 521010 - Fringe Benefits - FRS Retirement Contrib         |        |            |          |       | \$29,037    |
| 2.80 |                 | Total                             | 521110 - Fringe Benefits - Medical Insurance              |        |            |          |       | \$45,881    |
| 2.80 |                 | Total                             | 521120 - Fringe Benefits - Dental Insurance               |        |            |          |       | \$3,416     |
| 2.80 |                 | Total                             | 521130 - Fringe Benefits - Vision Insurance               |        |            |          |       | \$384       |
| 2.80 |                 | Total                             | 521140 - Fringe Benefits - Accidental Death Dismemberment |        |            |          |       | \$43        |
| 2.80 |                 | Total                             | 521150 - Fringe Benefits - Long-Term Disability           |        |            |          |       | \$560       |
| 2.80 |                 | Total                             | 521160 - Fringe Benefits - Life Insurance                 |        |            |          |       | \$712       |
| 1.00 | 21700           | BCB ROW Surveys (5-yr plan)       |   | 203000 | 5513142700 | NR       | NR    | 100,000     |
| 1.00 |                 | Total                             | 530202 - Cont Serv - Surveying Services                   |        |            |          |       | \$100,000   |
| 1.00 | 17220           | Tree Management                   |   | 202000 | 5111172000 | NR       | NR    | 10,314      |
| 1.00 | 30662           | CS Tree Mgt Serv                  |   | 202000 | 5211174000 | NR       | NR    | 15,000      |
| 1.00 | 15960           | Tree Management                   |   | 203000 | 5313301000 | NR       | NR    | 280,000     |
| 1.00 | 16187           | Hazardous Tree Removal North End  |   | 101000 | 5415182000 | NR       | NR    | 462,000     |
| 1.00 | 16188           | Hazardous Tree Removal South End  |   | 101000 | 5415182000 | NR       | NR    | 463,000     |
| 1.00 | 21006           | Lee County Watercourse Management |   | 101003 | 5415182000 | NR       | NR    | 850,000     |
| 6.00 |                 | Total                             | 530402 - Cont Serv - Tree Management Services             |        |            |          |       | \$2,080,314 |
| 1.00 | 24              | Horticultural Services            |   | 204001 | 5415182000 | NR       | NR    | 4,000       |
| 1.00 |                 | Total                             | 530900 - Cont Serv - Professional                         |        |            |          |       | \$4,000     |
| 1.00 | 39              | Books & Reference Materials       |   | 101000 | 5415182000 | NR       | NR    | 848         |
| 1.00 |                 |                                   | 541100 - Oper Expense - Books/Subscriptions               |        |            |          |       | \$848       |

OPERATIONS & MAINTENANCE

CG04 TREE MANAGEMENT

| Qty  | Item  | Name                                  | Fund            | FundCenter | Fund Prg   | Grant | Amount    |             |
|------|-------|---------------------------------------|-----------------|------------|--|-------|-----------|-------------|
|      |       | Total                                 | 541100          | -          | Oper Expense - Books/Subscriptions               |       |           |             |
| 1.00 | 20020 | Parts and Supplies                    | 203000          | 5513142700 | NR   | NR    | 2,000     |             |
| 1.00 |       | Total                                 | 541500          | -          | Oper Expense - Parts and Supplies                |       | \$2,000   |             |
| 1.00 | 22710 | Bank Stabilization after Tree Removal | 204001          | 5415182000 | NR   | NR    | 100,000   |             |
| 1.00 |       | Total                                 | 541501          | -          | Oper Expense - Parts,Supp - Agricultural         |       | \$100,000 |             |
| 1.00 | 26010 | Tree Management                       | 202000          | 5311176000 | NR   | NR    | 1,000     |             |
| 1.00 |       | Total                                 | 541503          | -          | Oper Expense - Parts,Supp - Build & Ground Equip |       | \$1,000   |             |
| 1.00 | 33506 | Travel - District Business            | 202000          | 5415181900 | NR   | NR    | 479       |             |
| 1.00 |       | Total                                 | 542100          | -          | Oper Expense - District Travel                   |       | \$479     |             |
| 1.00 | 26014 | Tree Management                       | 202000          | 5310175100 | NR   | NR    | 8,500     |             |
| 1.00 |       | Total                                 | 543302          | -          | Oper Expense - Waste Disposal Fees               |       | \$8,500   |             |
|      |       | Total                                 | TREE MANAGEMENT |            |  |       |           | \$2,586,975 |

OPERATIONS & MAINTENANCE

| CG05  | CANAL MAINTENANCE |   | Fund   | FundCenter | Fund Prg | Grant | Amount    |
|-------|-------------------|---|--------|------------|----------|-------|-----------|
| Qty   | Item              | Name  |        |            |          |       |           |
| 6.40  | Total             | 510100 - Salaries and Wages - Regular                     |        |            |          |       | \$356,922 |
| 5.30  | Total             | 511100 - Salaries and Wages - Overtime                    |        |            |          |       | \$63,709  |
| 11.70 | Total             | 520900 - Fringe Benefits - FICA Taxes Employer Share      |        |            |          |       | \$32,177  |
| 11.70 | Total             | 521010 - Fringe Benefits - FRS Retirement Contrib         |        |            |          |       | \$62,002  |
| 6.40  | Total             | 521110 - Fringe Benefits - Medical Insurance              |        |            |          |       | \$105,354 |
| 6.40  | Total             | 521120 - Fringe Benefits - Dental Insurance               |        |            |          |       | \$7,808   |
| 6.40  | Total             | 521130 - Fringe Benefits - Vision Insurance               |        |            |          |       | \$880     |
| 6.40  | Total             | 521140 - Fringe Benefits - Accidental Death Dismemberment |        |            |          |       | \$97      |
| 6.40  | Total             | 521150 - Fringe Benefits - Long-Term Disability           |        |            |          |       | \$1,280   |
| 6.40  | Total             | 521160 - Fringe Benefits - Life Insurance                 |        |            |          |       | \$1,548   |
| 1.00  | 34071             | BCB O&M Field Ops Increased Costs                         | 203000 | 5313301000 | NR       | NR    | 210,000   |
| 1.00  | Total             | 530600 - Cont Serv - Maintenance and Repairs              |        |            |          |       | \$210,000 |
| 1.00  | 35030             | C43 Ease Maint-CS M&R District Works                      | 202000 | 5211174000 | NR       | NR    | 19,500    |
| 1.00  | Total             | 530606 - Cont Serv - Maint & Repairs - District Works     |        |            |          |       | \$19,500  |
| 1.00  | 34948             | C43 Ease Maint-CS General Maint.                          | 202000 | 5211174000 | NR       | NR    | 25,000    |
| 1.00  | Total             | 531100 - Cont Serv - General Maintenance                  |        |            |          |       | \$25,000  |
| 1.00  | 35134             | C43 Ease Maint-OE Inventory Fuels                         | 202000 | 5211174000 | NR       | NR    | 10,000    |
| 1.00  | Total             | 540030 - Oper Expense - Inventory Other Fuels             |        |            |          |       | \$10,000  |
| 1.00  | 17520             | Parts and Supplies  | 202000 | 5110171100 | NR       | NR    | 2,500     |

OPERATIONS & MAINTENANCE

| CG05 | CANAL MAINTENANCE |  | Fund   | FundCenter | Fund Prg | Grant | Amount    |
|------|-------------------|--|--------|------------|----------|-------|-----------|
| Qty  | Item              | Name   |        |            |          |       |           |
| 1.00 | 17524             | Parts and Supplies   | 202000 | 5111172000 | NR       | NR    | 2,754     |
| 1.00 | 17523             | Parts and Supplies   | 202000 | 5211174000 | NR       | NR    | 1,838     |
| 1.00 | 17519             | Parts and Supplies   | 202000 | 5310175100 | NR       | NR    | 1,497     |
| 1.00 | 17518             | Parts and Supplies   | 202000 | 5311176000 | NR       | NR    | 1,185     |
| 1.00 | 17517             | Parts and Supplies   | 202000 | 5312177000 | NR       | NR    | 4,497     |
| 1.00 | 15986             | Parts and Supplies   | 203000 | 5313301000 | NR       | NR    | 2,877     |
| 7.00 |                   | Total 540050 - Oper Expense - Inventory Parts and Supplies |        |            |          |       | \$17,148  |
| 1.00 | 35071             | C43 Ease Maint-OE Construction Material                    | 202000 | 5211174000 | NR       | NR    | 12,500    |
| 1.00 |                   | Total 541300 - Oper Expense - Construction Materials       |        |            |          |       | \$12,500  |
| 1.00 | 17633             | Canal Maintenance  | 202000 | 5210173100 | NR       | NR    | 810       |
| 1.00 |                   | Total 541301 - Oper Expense - District Uniforms            |        |            |          |       | \$810     |
| 1.00 | 17693             | Canal Maintenance  | 202000 | 5210173100 | NR       | NR    | 2,022     |
| 1.00 |                   | Total 541400 - Oper Expense - Tools/Equipment/PPE          |        |            |          |       | \$2,022   |
| 1.00 | 25999             | Canal Maintenance  | 202000 | 5110171100 | NR       | NR    | 4,500     |
| 1.00 | 20007             | Canal Maintenance  | 202000 | 5210173100 | NR       | NR    | 2,000     |
| 1.00 | 20008             | Canal Maintenance  | 101000 | 5210173100 | NR       | NR    | 3,000     |
| 3.00 |                   | Total 541515 - Oper Expense - Parts, Supp - Canal Levee    |        |            |          |       | \$9,500   |
| 1.00 | 16022             | Canal Maintenance  | 203000 | 5313301000 | NR       | NR    | 20,631    |
| 1.00 |                   | Total 541600 - Oper Expense - Rent/Lease Equipment         |        |            |          |       | \$20,631  |
| 1.00 | 16029             | Canal Maintenance  | 203000 | 5313301000 | NR       | NR    | 78        |
| 1.00 |                   | Total 542400 - Oper Expense - Professional Licenses        |        |            |          |       | \$78      |
| 1.00 | 26015             | Canal Maintenance  | 202000 | 5310175100 | NR       | NR    | 23,000    |
| 1.00 | 26011             | Canal Maintenance  | 202000 | 5311176000 | NR       | NR    | 1,500     |
| 1.00 | 18041             | Canal Maintenance  | 202000 | 5312177000 | NR       | NR    | 4,223     |
| 3.00 |                   | Total 543302 - Oper Expense - Waste Disposal Fees          |        |            |          |       | \$28,723  |
|      |                   | Total CANAL MAINTENANCE                                    |        |            |          |       | \$987,689 |

OPERATIONS & MAINTENANCE

| CI03  | AUTOMOTIVE-DEPTS OUTSIDE O&M |                                 |        |  | Fund       | FundCenter | Fund Prg | Grant | Amount    |
|-------|------------------------------|---------------------------------|--------|--|------------|------------|----------|-------|-----------|
| Qty   | Item                         | Name                            |        |  |            |            |          |       |           |
| 7.50  |                              | Total                           | 510100 | - Salaries and Wages - Regular                     |            |            |          |       | \$470,561 |
| 1.15  |                              | Total                           | 511100 | - Salaries and Wages - Overtime                    |            |            |          |       | \$3,870   |
| 8.65  |                              | Total                           | 520900 | - Fringe Benefits - FICA Taxes Employer Share      |            |            |          |       | \$36,291  |
| 8.65  |                              | Total                           | 521010 | - Fringe Benefits - FRS Retirement Contrib         |            |            |          |       | \$64,910  |
| 7.50  |                              | Total                           | 521110 | - Fringe Benefits - Medical Insurance              |            |            |          |       | \$122,892 |
| 7.50  |                              | Total                           | 521120 | - Fringe Benefits - Dental Insurance               |            |            |          |       | \$9,150   |
| 7.50  |                              | Total                           | 521130 | - Fringe Benefits - Vision Insurance               |            |            |          |       | \$1,030   |
| 7.50  |                              | Total                           | 521140 | - Fringe Benefits - Accidental Death Dismemberment |            |            |          |       | \$114     |
| 7.50  |                              | Total                           | 521150 | - Fringe Benefits - Long-Term Disability           |            |            |          |       | \$1,500   |
| 7.50  |                              | Total                           | 521160 | - Fringe Benefits - Life Insurance                 |            |            |          |       | \$1,901   |
| 1.00  | 12354                        | Maintenance & Repair - Vehicles | 101000 |  | 4214333000 | NR         | NR       |       | 1,000     |
| 1.00  | 15524                        | LWC - Maint/Repair - Vehicles   | 202000 |  | 4216330000 | NR         | NR       |       | 4,500     |
| 1.00  | 76                           | Maintenance & Repair - Vehicles | 101000 |  | 4216330000 | NR         | NR       |       | 7,500     |
| 1.00  | 12019                        | Maintenance & Repair - Vehicles | 101000 |  | 4218332000 | NR         | NR       |       | 1,260     |
| 1.00  | 17308                        | Automotive-Depts Outside        | 202000 |  | 5110171100 | NR         | NR       |       | 21,323    |
| 1.00  | 17349                        | Automotive-Depts Outside        | 202000 |  | 5111172000 | NR         | NR       |       | 3,172     |
| 1.00  | 17317                        | Automotive-Depts Outside        | 202000 |  | 5210173100 | NR         | NR       |       | 25,327    |
| 1.00  | 17346                        | Automotive-Depts Outside        | 202000 |  | 5211174000 | NR         | NR       |       | 2,807     |
| 1.00  | 17304                        | Automotive-Depts Outside        | 202000 |  | 5310175100 | NR         | NR       |       | 1,112     |
| 1.00  | 17293                        | Automotive-Depts Outside        | 202000 |  | 5311176000 | NR         | NR       |       | 572       |
| 1.00  | 17289                        | Automotive-Depts Outside        | 202000 |  | 5312177000 | NR         | NR       |       | 1,898     |
| 1.00  | 15972                        | Automotive - Depts Outside O&M  | 203000 |  | 5313301000 | NR         | NR       |       | 2,120     |
| 1.00  | 13663                        | Maintenance & Repair - Vehicles | 203000 |  | 6180238000 | NR         | NR       |       | 100       |
| 13.00 |                              | Total                           | 530608 | - Cont Serv - Maint & Repairs - Vehicles           |            |            |          |       | \$72,691  |

OPERATIONS & MAINTENANCE

CI03 AUTOMOTIVE-DEPTS OUTSIDE O&M

| Qty   | Item  | Name   | Fund   | FundCenter | Fund Prg | Grant | Amount    |
|-------|-------|--|--------|------------|----------|-------|-----------|
| 1.00  | 15391 | Automotive - Depts Outside O&M                       | 202000 | 5110171100 | NR       | NR    | 46,709    |
| 1.00  | 15438 | Automotive - Depts Outside O&M                       | 202000 | 5111172000 | NR       | NR    | 22,963    |
| 1.00  | 15413 | Automotive - Depts Outside O&M                       | 202000 | 5210173100 | NR       | NR    | 76,472    |
| 1.00  | 15414 | Automotive - Depts Outside O&M                       | 202000 | 5211174000 | NR       | NR    | 41,086    |
| 1.00  | 15439 | Automotive - Depts Outside O&M                       | 202000 | 5310175100 | NR       | NR    | 33,579    |
| 1.00  | 15416 | Automotive - Depts Outside O&M                       | 202000 | 5311176000 | NR       | NR    | 8,585     |
| 1.00  | 15613 | Automotive - Depts Outside O&M                       | 202000 | 5312177000 | NR       | NR    | 22,327    |
| 7.00  | Total | 540030 - Oper Expense - Inventory Other Fuels        |        |            |          |       | \$251,721 |
| 1.00  | 17522 | O&M Program Support                                  | 202000 | 5210173100 | NR       | NR    | 4,497     |
| 1.00  | Total | 540050 - Oper Expense - Inventory Parts and Supplies |        |            |          |       | \$4,497   |
| 1.00  | 13688 | Fuel Card Purchase - District Wide                   | 202000 | 5005170400 | NR       | NR    | 345,000   |
| 1.00  | 14174 | Fuel Card Purchases - BCB SC                         | 203000 | 5005170400 | NR       | NR    | 1,000     |
| 2.00  | Total | 541250 - Oper Expense - Vehicle Fuel Card Consumed   |        |            |          |       | \$346,000 |
| 1.00  | 17634 | Automotive-Depts Outside                             | 202000 | 5210173100 | NR       | NR    | 810       |
| 1.00  | Total | 541301 - Oper Expense - District Uniforms            |        |            |          |       | \$810     |
| 1.00  | 17694 | Automotive-Depts Outside                             | 202000 | 5210173100 | NR       | NR    | 1,349     |
| 1.00  | Total | 541400 - Oper Expense - Tools/Equipment/PPE          |        |            |          |       | \$1,349   |
| 1.00  | 12356 | Parts & Supplies - Vehicles                          | 101000 | 4216330000 | NR       | NR    | 7,200     |
| 1.00  | 13672 | Car Wash & Detail                                    | 101000 | 5005170400 | NR       | NR    | 25,000    |
| 1.00  | 13689 | Parts, Supplies, & Expenses - Fleet                  | 202000 | 5005170400 | NR       | NR    | 17,940    |
| 1.00  | 17763 | Automotive-Depts Outside                             | 202000 | 5110171100 | NR       | NR    | 19,939    |
| 1.00  | 17812 | Automotive-Depts Outside                             | 202000 | 5111172000 | NR       | NR    | 6,658     |
| 1.00  | 17775 | Automotive-Depts Outside                             | 202000 | 5210173100 | NR       | NR    | 43,431    |
| 1.00  | 17809 | Automotive-Depts Outside                             | 202000 | 5211174000 | NR       | NR    | 3,775     |
| 1.00  | 17760 | Automotive-Depts Outside                             | 202000 | 5310175100 | NR       | NR    | 1,541     |
| 1.00  | 17747 | Automotive-Depts Outside                             | 202000 | 5311176000 | NR       | NR    | 1,367     |
| 1.00  | 17743 | Automotive-Depts Outside                             | 202000 | 5312177000 | NR       | NR    | 1,605     |
| 1.00  | 16012 | Automotive - Depts Outside O&M                       | 203000 | 5313301000 | NR       | NR    | 788       |
| 11.00 | Total | 541502 - Oper Expense - Parts,Supp - Fleet           |        |            |          |       | \$129,244 |



OPERATIONS & MAINTENANCE

CI03 AUTOMOTIVE-DEPTS OUTSIDE O&M

| Qty  | Item  | Name                                | Fund                         | FundCenter | Fund Prg                             | Grant | Amount   |             |
|------|-------|-------------------------------------|------------------------------|------------|--------------------------------------|-------|----------|-------------|
| 1.00 | 18014 | Automotive-Depts Outside            | 202000                       | 5210173100 | NR                                   | NR    | 65       |             |
| 1.00 |       | Total                               | 542400                       | -          | Oper Expense - Professional Licenses |       | \$65     |             |
| 1.00 | 13694 | Vehicle Titles Tags & Registrations | 202000                       | 5005170400 | NR                                   | NR    | 10,000   |             |
| 1.00 |       | Total                               | 543301                       | -          | Oper Expense - Permits & Fees        |       | \$10,000 |             |
|      |       | Total                               | AUTOMOTIVE-DEPTS OUTSIDE O&M |            |                                      |       |          | \$1,528,596 |

OPERATIONS & MAINTENANCE

| CI04 |       | OTHER EQUIPMENT MAINTENANCE             |        |            |  |       |           |  |
|------|-------|---|--------|------------|--|-------|-----------|--|
| Qty  | Item  | Name                                    | Fund   | FundCenter | Fund Prg   | Grant | Amount    |  |
| 1.80 |       | Total                                   | 510100 | -          | Salaries and Wages - Regular                     |       | \$111,139 |  |
| 1.00 |       | Total                                   | 511100 | -          | Salaries and Wages - Overtime                    |       | \$8,907   |  |
| 2.80 |       | Total                                   | 520900 | -          | Fringe Benefits - FICA Taxes Employer Share      |       | \$9,183   |  |
| 2.80 |       | Total                                   | 521010 | -          | Fringe Benefits - FRS Retirement Contrib         |       | \$19,014  |  |
| 1.80 |       | Total                                   | 521110 | -          | Fringe Benefits - Medical Insurance              |       | \$29,494  |  |
| 1.80 |       | Total                                   | 521120 | -          | Fringe Benefits - Dental Insurance               |       | \$2,196   |  |
| 1.80 |       | Total                                   | 521130 | -          | Fringe Benefits - Vision Insurance               |       | \$246     |  |
| 1.80 |       | Total                                   | 521140 | -          | Fringe Benefits - Accidental Death Dismemberment |       | \$27      |  |
| 1.80 |       | Total                                   | 521150 | -          | Fringe Benefits - Long-Term Disability           |       | \$360     |  |
| 1.80 |       | Total                                   | 521160 | -          | Fringe Benefits - Life Insurance                 |       | \$460     |  |
| 1.00 | 12418 | Mobile Crane Inspect - STC              | 202000 | 5111172000 | NR   | NR    | 1,500     |  |
| 1.00 | 12419 | Mobile Crane Inspect - WPB              | 202000 | 5210173100 | NR   | NR    | 4,300     |  |
| 1.00 | 15046 | Mobile Crane Inspection - CLE           | 202000 | 5211174000 | NR   | NR    | 1,600     |  |
| 1.00 | 12420 | Mobile Crane Inspect - MIA              | 202000 | 5310175100 | NR   | NR    | 4,000     |  |
| 1.00 | 12421 | Mobile Crane Inspect - HOM              | 202000 | 5311176000 | NR   | NR    | 800       |  |
| 1.00 | 12422 | Mobile Crane Inspect - FTL              | 202000 | 5312177000 | NR   | NR    | 1,700     |  |
| 6.00 |       | Total                                   | 530405 | -          | Cont Serv - Equipment Inspections                |       | \$13,900  |  |
| 1.00 | 13677 | ALLDATA - MITCHELL-Fleet<br>Diagnostics | 202000 | 5005170400 | NR   | NR    | 29,000    |  |
| 1.00 | 13676 | Oil Change Services & Repairs           | 202000 | 5005170400 | NR   | NR    | 10,000    |  |
| 1.00 | 17312 | Other Equipment Maintenance             | 202000 | 5110171100 | NR   | NR    | 10,130    |  |
| 1.00 | 17333 | Other Equipment Maintenance             | 202000 | 5210173100 | NR   | NR    | 15,520    |  |
| 1.00 | 17311 | Other Equipment Maintenance             | 202000 | 5310175100 | NR   | NR    | 556       |  |
| 5.00 |       | Total                                   | 530608 | -          | Cont Serv - Maint & Repairs - Vehicles           |       | \$65,206  |  |

OPERATIONS & MAINTENANCE

| CI04 |       | OTHER EQUIPMENT MAINTENANCE       |                             |            |                                      |       |          |           |
|------|-------|-----------------------------------|-----------------------------|------------|--------------------------------------|-------|----------|-----------|
| Qty  | Item  | Name                              | Fund                        | FundCenter | Fund Prg                             | Grant | Amount   |           |
| 1.00 | 13686 | Fleet Manuals, Diagrams, CDs,etc. | 202000                      | 5005170400 | NR                                   | NR    | 2,500    |           |
| 1.00 |       | Total                             | 541100                      | -          | Oper Expense - Books/Subscriptions   |       | \$2,500  |           |
| 1.00 | 17644 | Other Equipment Maintenance       | 202000                      | 5210173100 | NR                                   | NR    | 270      |           |
| 1.00 |       | Total                             | 541301                      | -          | Oper Expense - District Uniforms     |       | \$270    |           |
| 1.00 | 17705 | Other Equipment Maintenance       | 202000                      | 5210173100 | NR                                   | NR    | 674      |           |
| 1.00 |       | Total                             | 541400                      | -          | Oper Expense - Tools/Equipment/PPE   |       | \$674    |           |
| 1.00 | 17767 | Other Equipment Maintenance       | 202000                      | 5110171100 | NR                                   | NR    | 13,786   |           |
| 1.00 | 17792 | Other Equipment Maintenance       | 202000                      | 5210173100 | NR                                   | NR    | 32,532   |           |
| 1.00 | 17766 | Other Equipment Maintenance       | 202000                      | 5310175100 | NR                                   | NR    | 445      |           |
| 3.00 |       | Total                             | 541502                      | -          | Oper Expense - Parts,Supp - Fleet    |       | \$46,763 |           |
| 1.00 | 18011 | Other Equipment Maintenance       | 202000                      | 5110171100 | NR                                   | NR    | 143      |           |
| 1.00 |       | Total                             | 542400                      | -          | Oper Expense - Professional Licenses |       | \$143    |           |
|      |       | Total                             | OTHER EQUIPMENT MAINTENANCE |            |                                      |       |          | \$310,482 |

OPERATIONS & MAINTENANCE

CJ05 COMMAND & CONTROL, DATA LOGGER & RTU MAINT

| Qty   | Item  | Name  | Fund   | FundCenter | Fund Prg | Grant | Amount      |
|-------|-------|---|--------|------------|----------|-------|-------------|
| 33.20 |       | Total 510100 - Salaries and Wages - Regular                     |        |            |          |       | \$2,111,121 |
| 1.00  |       | Total 511100 - Salaries and Wages - Overtime                    |        |            |          |       | \$25,000    |
| 34.20 |       | Total 520900 - Fringe Benefits - FICA Taxes Employer Share      |        |            |          |       | \$163,414   |
| 34.20 |       | Total 521010 - Fringe Benefits - FRS Retirement Contrib         |        |            |          |       | \$303,240   |
| 33.20 |       | Total 521110 - Fringe Benefits - Medical Insurance              |        |            |          |       | \$548,761   |
| 33.20 |       | Total 521120 - Fringe Benefits - Dental Insurance               |        |            |          |       | \$40,504    |
| 33.20 |       | Total 521130 - Fringe Benefits - Vision Insurance               |        |            |          |       | \$4,560     |
| 33.20 |       | Total 521140 - Fringe Benefits - Accidental Death Dismemberment |        |            |          |       | \$493       |
| 33.20 |       | Total 521150 - Fringe Benefits - Long-Term Disability           |        |            |          |       | \$6,640     |
| 33.20 |       | Total 521160 - Fringe Benefits - Life Insurance                 |        |            |          |       | \$8,221     |
| 1.00  | 12933 | Cont Serv - BCB Maint/Repair                                    | 203000 | 5511184600 | NR       | NR    | 50,000      |
| 1.00  | 15618 | Cont Serv - Maintenance/Repair                                  | 101000 | 5511184600 | NR       | NR    | 90,685      |
| 1.00  | 12349 | Cont Serv - Maintenance/Repairs                                 | 202000 | 5511184600 | NR       | NR    | 90,000      |
| 1.00  | 35415 | S CREW- Motorola RTU Maint (1)                                  | 202000 | 5511184600 | NR       | NR    | 4,600       |
| 1.00  | 24202 | SCADA Stilling Well/Platform Rep C&SF                           | 214001 | 5613222000 | 101101   | NR    | 700,000     |
| 5.00  |       | Total 530100 - Cont Serv - External Provider                    |        |            |          |       | \$935,285   |
| 1.00  | 13435 | Cont Serv - Wildlife Protection Services                        | 101000 | 5511184600 | NR       | NR    | 13,500      |
| 1.00  |       | Total 530106 - Cont Serv - Alligator Protection Services        |        |            |          |       | \$13,500    |
| 1.00  | 16191 | Cont Serv- Maint/Repairs- Veg Mgmt                              | 202000 | 5511184600 | NR       | NR    | 24,811      |
| 1.00  |       | Total 530402 - Cont Serv - Tree Management Services             |        |            |          |       | \$24,811    |
| 1.00  | 17239 | Telemetry Maintenance   | 202000 | 5210173100 | NR       | NR    | 2,631       |

OPERATIONS & MAINTENANCE

CJ05 COMMAND & CONTROL, DATA LOGGER & RTU MAINT

| Qty  | Item  | Name   | Fund   | FundCenter | Fund Prg | Grant | Amount    |
|------|-------|--|--------|------------|----------|-------|-----------|
| 1.00 | 17243 | Telemetry Maintenance  | 202000 | 5211174000 | NR       | NR    | 3,436     |
| 1.00 | 17232 | Telemetry Maintenance  | 202000 | 5310175100 | NR       | NR    | 1,250     |
| 3.00 |       | Total 530404 - Cont Serv - Mowing Field Stations/Pump Stations |        |            |          |       | \$7,317   |
| 1.00 | 15462 | Cont Serv - RTU Parts Maint/Repair                             | 202000 | 5511184600 | NR       | NR    | 19,418    |
| 1.00 | 15052 | Cont Serv - RTU Parts Maint/Repair                             | 101000 | 5511184600 | NR       | NR    | 29,632    |
| 1.00 | 27221 | LWDD Rain Guage Maintenance                                    | 214003 | 5511184600 | NR       | 8005  | 8,630     |
| 1.00 | 34072 | BCB SCADA Maintenance  | 203000 | 5613222000 | 101364   | NR    | 200,000   |
| 1.00 | 26027 | SCADA Additions and Replacements                               | 203000 | 5613222000 | 101364   | NR    | 300,000   |
| 5.00 |       | Total 530600 - Cont Serv - Maintenance and Repairs             |        |            |          |       | \$557,680 |
| 1.00 | 16194 | Cont Serv- Diving Service                                      | 101000 | 5511184600 | NR       | NR    | 15,000    |
| 1.00 | 16193 | Cont Serv- Diving Service                                      | 101000 | 5511184600 | NR       | NR    | 10,000    |
| 1.00 | 16189 | Cont Serv- Maint/Repairs- Pressure Clean                       | 202000 | 5511184600 | NR       | NR    | 25,000    |
| 3.00 |       | Total 530606 - Cont Serv - Maint & Repairs - District Works    |        |            |          |       | \$50,000  |
| 1.00 | 16190 | Cont Serv- Maint/Repairs- Vehicles                             | 202000 | 5511184600 | NR       | NR    | 5,000     |
| 1.00 |       | Total 530608 - Cont Serv - Maint & Repairs - Vehicles          |        |            |          |       | \$5,000   |
| 1.00 | 17371 | Telemetry Maintenance  | 202000 | 5110171100 | NR       | NR    | 4,196     |
| 1.00 | 17388 | Telemetry Maintenance  | 202000 | 5111172000 | NR       | NR    | 4,363     |
| 1.00 | 17378 | Telemetry Maintenance  | 202000 | 5210173100 | NR       | NR    | 1,272     |
| 1.00 | 17382 | Telemetry Maintenance  | 202000 | 5211174000 | NR       | NR    | 2,606     |
| 1.00 | 17367 | Telemetry Maintenance  | 202000 | 5310175100 | NR       | NR    | 4,638     |
| 1.00 | 17366 | Telemetry Maintenance  | 202000 | 5311176000 | NR       | NR    | 1,000     |
| 1.00 | 17362 | Telemetry Maintenance  | 202000 | 5312177000 | NR       | NR    | 2,132     |
| 7.00 |       | Total 530611 - Cont Serv - Maint and Repairs Equipment         |        |            |          |       | \$20,207  |
| 1.00 | 20014 | Equipment Rentals  | 101000 | 5511184600 | NR       | NR    | 5,000     |
| 1.00 |       | Total 530700 - Cont Serv - Equipment Rentals                   |        |            |          |       | \$5,000   |
| 1.00 | 17407 | Telemetry Maintenance  | 202000 | 5110171100 | NR       | NR    | 1,133     |
| 1.00 | 17419 | Telemetry Maintenance  | 202000 | 5111172000 | NR       | NR    | 1,452     |
| 1.00 | 17411 | Telemetry Maintenance  | 202000 | 5210173100 | NR       | NR    | 727       |
| 1.00 | 17414 | Telemetry Maintenance  | 202000 | 5211174000 | NR       | NR    | 3,044     |

OPERATIONS & MAINTENANCE

CJ05 COMMAND & CONTROL, DATA LOGGER & RTU MAINT

| Qty   | Item  | Name   | Fund   | FundCenter | Fund Prg | Grant | Amount    |
|-------|-------|--|--------|------------|----------|-------|-----------|
| 1.00  | 17403 | Telemetry Maintenance                                      | 202000 | 5310175100 | NR       | NR    | 1,579     |
| 1.00  | 17402 | Telemetry Maintenance                                      | 202000 | 5311176000 | NR       | NR    | 377       |
| 1.00  | 17400 | Telemetry Maintenance                                      | 202000 | 5312177000 | NR       | NR    | 595       |
| 7.00  |       | Total 531100 - Cont Serv - General Maintenance             |        |            |          |       | \$8,907   |
| 1.00  | 34223 | C23/C24 Sec C-Monitoring Equip                             | 202000 | 4210150000 | NR       | NR    | 2,000     |
| 1.00  | 35098 | 10 Mi Creek-Motorola RTU Maint (3)                         | 101000 | 5511184600 | NR       | NR    | 13,800    |
| 1.00  | 35479 | Faka U PS-(Campbell RTU 1)                                 | 101002 | 5511184600 | NR       | 3008  | 3,600     |
| 1.00  | 35417 | Faka U PS-Motorola RTU Maint (1)                           | 101002 | 5511184600 | NR       | 3008  | 4,600     |
| 1.00  | 34971 | Lksd R STA PH1 N-Motorola RTU (7)                          | 101000 | 5511184600 | NR       | NR    | 32,200    |
| 1.00  | 35001 | Lksd R STA PH2 S-Motorola RTU (9)                          | 101000 | 5511184600 | NR       | NR    | 41,400    |
| 1.00  | 35480 | Merritt PS-Campbell RTU (1)                                | 101002 | 5511184600 | NR       | 3008  | 3,600     |
| 1.00  | 35418 | Merritt PS-Motorola RTU Maint (1)                          | 101002 | 5511184600 | NR       | 3008  | 4,600     |
| 1.00  | 35419 | Miller PS-SCADA - Motorola RTU (1)                         | 101002 | 5511184600 | NR       | 3008  | 4,600     |
| 1.00  | 15090 | Oper Exp - BCB Inventory Parts                             | 203000 | 5511184600 | NR       | NR    | 25,250    |
| 1.00  | 15110 | Oper Exp - Inventory Parts                                 | 202000 | 5511184600 | NR       | NR    | 135,000   |
| 1.00  | 15050 | Oper Exp - Inventory Parts                                 | 101000 | 5511184600 | NR       | NR    | 82,800    |
| 1.00  | 35295 | S CREW-Campbell RTU Maint (2)                              | 202000 | 5511184600 | NR       | NR    | 7,200     |
| 13.00 |       | Total 540050 - Oper Expense - Inventory Parts and Supplies |        |            |          |       | \$360,650 |
| 1.00  | 17547 | Telemetry Maintenance                                      | 202000 | 5110171100 | NR       | NR    | 1,079     |
| 1.00  | 17558 | Telemetry Maintenance                                      | 202000 | 5111172000 | NR       | NR    | 601       |
| 1.00  | 17552 | Telemetry Maintenance                                      | 202000 | 5210173100 | NR       | NR    | 540       |
| 1.00  | 17554 | Telemetry Maintenance                                      | 202000 | 5211174000 | NR       | NR    | 719       |
| 1.00  | 17545 | Telemetry Maintenance                                      | 202000 | 5310175100 | NR       | NR    | 9,360     |
| 1.00  | 17544 | Telemetry Maintenance                                      | 202000 | 5311176000 | NR       | NR    | 719       |
| 1.00  | 17539 | Telemetry Maintenance                                      | 202000 | 5312177000 | NR       | NR    | 540       |
| 7.00  |       | Total 541200 - Oper Expense - Liquid Propane Fuel          |        |            |          |       | \$13,558  |
| 1.00  | 17579 | Telemetry Maintenance                                      | 202000 | 5110171100 | NR       | NR    | 441       |
| 1.00  | 17607 | Telemetry Maintenance                                      | 202000 | 5111172000 | NR       | NR    | 430       |
| 1.00  | 17590 | Telemetry Maintenance                                      | 202000 | 5210173100 | NR       | NR    | 986       |
| 1.00  | 17597 | Telemetry Maintenance                                      | 202000 | 5211174000 | NR       | NR    | 467       |
| 1.00  | 17573 | Telemetry Maintenance                                      | 202000 | 5310175100 | NR       | NR    | 1,257     |
| 1.00  | 17571 | Telemetry Maintenance                                      | 202000 | 5311176000 | NR       | NR    | 297       |
| 1.00  | 17563 | Telemetry Maintenance                                      | 202000 | 5312177000 | NR       | NR    | 362       |

OPERATIONS & MAINTENANCE

CJ05 COMMAND & CONTROL, DATA LOGGER & RTU MAINT

| Qty  | Item  | Name   | Fund   | FundCenter | Fund Prg | Grant | Amount    |
|------|-------|--|--------|------------|----------|-------|-----------|
| 7.00 |       | Total 541300 - Oper Expense - Construction Materials             |        |            |          |       | \$4,240   |
| 1.00 | 12736 | Oper Exp - Uniforms/Safety                                       | 101000 | 2215117000 | NR       | NR    | 7,150     |
| 1.00 |       | Total 541301 - Oper Expense - District Uniforms                  |        |            |          |       | \$7,150   |
| 1.00 | 15051 | Oper Exp - Tools & Equipment                                     | 101000 | 5511184600 | NR       | NR    | 9,000     |
| 1.00 |       | Total 541400 - Oper Expense - Tools/Equipment/PPE                |        |            |          |       | \$9,000   |
| 1.00 | 18381 | Oper Exp - Parts and Supplies                                    | 101000 | 2215117000 | NR       | NR    | 1,800     |
| 1.00 | 13660 | Oper Exp - Parts & Supplies                                      | 202000 | 5511184600 | NR       | NR    | 81,000    |
| 1.00 | 12347 | Oper Exp - Parts & Supplies                                      | 101000 | 5511184600 | NR       | NR    | 46,226    |
| 1.00 | 15268 | Oper Exp - Sale Scrap Metal                                      | 101000 | 5511184600 | NR       | NR    | 1,000     |
| 4.00 |       | Total 541500 - Oper Expense - Parts and Supplies                 |        |            |          |       | \$130,026 |
| 1.00 | 34196 | C44 Canal/Tower-Telemetry Building Maint                         | 202002 | 5110171100 | NR       | 3004  | 2,500     |
| 1.00 | 17838 | Telemetry Maintenance  | 202000 | 5110171100 | NR       | NR    | 3,441     |
| 1.00 | 17858 | Telemetry Maintenance  | 202000 | 5111172000 | NR       | NR    | 1,568     |
| 1.00 | 17847 | Telemetry Maintenance  | 202000 | 5210173100 | NR       | NR    | 781       |
| 1.00 | 17851 | Telemetry Maintenance  | 202000 | 5211174000 | NR       | NR    | 2,106     |
| 1.00 | 17834 | Telemetry Maintenance  | 202000 | 5310175100 | NR       | NR    | 2,468     |
| 1.00 | 17833 | Telemetry Maintenance  | 202000 | 5311176000 | NR       | NR    | 1,233     |
| 1.00 | 17828 | Telemetry Maintenance  | 202000 | 5312177000 | NR       | NR    | 1,066     |
| 8.00 |       | Total 541503 - Oper Expense - Parts,Supp - Build & Ground Equip  |        |            |          |       | \$15,163  |
| 1.00 | 17871 | Telemetry Maintenance  | 202000 | 5110171100 | NR       | NR    | 282       |
| 1.00 | 17890 | Telemetry Maintenance  | 202000 | 5111172000 | NR       | NR    | 759       |
| 1.00 | 17880 | Telemetry Maintenance  | 202000 | 5210173100 | NR       | NR    | 546       |
| 1.00 | 17884 | Telemetry Maintenance  | 202000 | 5211174000 | NR       | NR    | 151       |
| 1.00 | 17867 | Telemetry Maintenance  | 202000 | 5310175100 | NR       | NR    | 3,435     |
| 1.00 | 17866 | Telemetry Maintenance  | 202000 | 5311176000 | NR       | NR    | 864       |
| 1.00 | 17861 | Telemetry Maintenance  | 202000 | 5312177000 | NR       | NR    | 544       |
| 7.00 |       | Total 541505 - Oper Expense - Parts,Supp - Electrical/Electronic |        |            |          |       | \$6,581   |
| 1.00 | 15706 | Oper Exp - Admin Office Supplies                                 | 202000 | 2215117000 | NR       | NR    | 987       |

OPERATIONS & MAINTENANCE

CJ05 COMMAND & CONTROL, DATA LOGGER & RTU MAINT

| Qty  | Item  | Name   | Fund   | FundCenter | Fund Prg | Grant | Amount      |
|------|-------|--|--------|------------|----------|-------|-------------|
| 1.00 |       | Total 541510 - Oper Expense - Parts,Supp - Office                        |        |            |          |       | \$987       |
| 1.00 | 34291 | Lksd R STA S191A-(191A)<br>SCADA/Telemetry                               | 202000 | 5110171100 | NR       | NR    | 1,500       |
| 1.00 |       | Total 541512 - Oper Expense - Parts and Supplies Water Control Structure |        |            |          |       | \$1,500     |
| 1.00 | 17979 | Telemetry Maintenance  | 202000 | 5211174000 | NR       | NR    | 450         |
| 1.00 | 17962 | Telemetry Maintenance  | 202000 | 5310175100 | NR       | NR    | 450         |
| 1.00 | 17960 | Telemetry Maintenance  | 202000 | 5311176000 | NR       | NR    | 450         |
| 1.00 | 17952 | Telemetry Maintenance  | 202000 | 5312177000 | NR       | NR    | 450         |
| 4.00 |       | Total 541600 - Oper Expense - Rent/Lease Equipment                       |        |            |          |       | \$1,800     |
| 1.00 | 15112 | Oper Exp - BCB Travel Expense  | 203000 | 2210112000 | NR       | NR    | 24,300      |
| 1.00 | 15690 | Oper Exp - Travel Expense  | 101000 | 5511184600 | NR       | NR    | 5,832       |
| 2.00 |       | Total 542100 - Oper Expense - District Travel                            |        |            |          |       | \$30,132    |
| 1.00 | 18036 | Telemetry Maintenance  | 202000 | 5210173100 | NR       | NR    | 45          |
| 1.00 |       | Total 543301 - Oper Expense - Permits & Fees                             |        |            |          |       | \$45        |
| 1.00 | 15918 | Telemetry Maintenance  | 202000 | 5110171100 | NR       | NR    | 18,000      |
| 1.00 | 15925 | Telemetry Maintenance  | 202000 | 5111172000 | NR       | NR    | 10,000      |
| 1.00 | 15917 | Telemetry Maintenance  | 202000 | 5210173100 | NR       | NR    | 5,750       |
| 1.00 | 15927 | Telemetry Maintenance  | 202000 | 5211174000 | NR       | NR    | 12,000      |
| 1.00 | 15932 | Telemetry System   | 202000 | 5310175100 | NR       | NR    | 3,000       |
| 5.00 |       | Total 543701 - Oper Expense - Electrical Service                         |        |            |          |       | \$48,750    |
| 1.00 | 15803 | Oper Exp - Freight   | 101000 | 2215117000 | NR       | NR    | 2,700       |
| 1.00 | 15109 | Oper Exp - Freight   | 101000 | 5511184600 | NR       | NR    | 1,800       |
| 2.00 |       | Total 543800 - Oper Expense - Freight                                    |        |            |          |       | \$4,500     |
| 1.00 | 35562 | WCA 2 SCADA Stillingwells  | 424001 | 5613222000 | NR       | NR    | 1,950,000   |
| 1.00 |       | Total 580800 - Capital Outlay - Water Control Structures                 |        |            |          |       | \$1,950,000 |
|      |       | Total COMMAND & CONTROL, DATA LOGGER & RTU MAINT                         |        |            |          |       | \$7,423,743 |



OPERATIONS & MAINTENANCE

| CJ06  |       | C&SF MONITORING & ASSESSMENT             |        |            |  |       |             |  |
|-------|-------|--|--------|------------|--|-------|-------------|--|
| Qty   | Item  | Name                                     | Fund   | FundCenter | Fund Prg   | Grant | Amount      |  |
| 20.45 |       | Total                                    | 510100 | -          | Salaries and Wages - Regular                     |       | \$1,529,519 |  |
| 2.00  |       | Total                                    | 511100 | -          | Salaries and Wages - Overtime                    |       | \$72,000    |  |
| 22.45 |       | Total                                    | 520900 | -          | Fringe Benefits - FICA Taxes Employer Share      |       | \$122,521   |  |
| 22.45 |       | Total                                    | 521010 | -          | Fringe Benefits - FRS Retirement Contrib         |       | \$251,077   |  |
| 20.45 |       | Total                                    | 521110 | -          | Fringe Benefits - Medical Insurance              |       | \$337,952   |  |
| 20.45 |       | Total                                    | 521120 | -          | Fringe Benefits - Dental Insurance               |       | \$24,949    |  |
| 20.45 |       | Total                                    | 521130 | -          | Fringe Benefits - Vision Insurance               |       | \$2,814     |  |
| 20.45 |       | Total                                    | 521140 | -          | Fringe Benefits - Accidental Death Dismemberment |       | \$312       |  |
| 20.45 |       | Total                                    | 521150 | -          | Fringe Benefits - Long-Term Disability           |       | \$4,090     |  |
| 20.45 |       | Total                                    | 521160 | -          | Fringe Benefits - Life Insurance                 |       | \$5,119     |  |
| 15.00 |       | Total                                    | 529990 | -          | Fringe Benefits - Other Personnel Benefits       |       | \$164,089   |  |
| 1.00  | 17088 | Streamgaging for BCB Structure           | 203000 | 3210136100 | 101247   | NR    | 61,000      |  |
| 1.00  | 17146 | ORL USGS ET/Radiation Stations           | 101003 | 5512185500 | 101247   | NR    | 29,371      |  |
| 1.00  | 12708 | NEXRAD Data Acquisition                  | 202000 | 5512185700 | 101247   | NR    | 109,566     |  |
| 1.00  | 13644 | Development of Flow Measurement QA       | 202000 | 5512200000 | 101247   | NR    | 17,000      |  |
| 1.00  | 14179 | Tools for QC of Flow Measurement         | 202000 | 5512200000 | 101247   | NR    | 17,000      |  |
| 1.00  | 34070 | BCB Enhanced Monitoring Corkscrew Headwt | 203000 | 6180238000 | NR   | NR    | 560,000     |  |
| 6.00  |       | Total                                    | 530100 | -          | Cont Serv - External Provider                    |       | \$793,937   |  |
| 1.00  | 12710 | Flow Rating at C&SF Structures           | 202000 | 3210136100 | 101247   | NR    | 122,223     |  |
| 1.00  |       | Total                                    | 530113 | -          | Cont Serv - Flow Monitoring Services             |       | \$122,223   |  |

OPERATIONS & MAINTENANCE

| CJ06 C&SF MONITORING & ASSESSMENT |       |  |        |            |          |       |          |
|-----------------------------------|-------|--|--------|------------|----------|-------|----------|
| Qty                               | Item  | Name   | Fund   | FundCenter | Fund Prg | Grant | Amount   |
| 1.00                              | 13639 | Hydrologic Data Processing                         | 202000 | 5512185500 | 101247   | NR    | 13,750   |
| 1.00                              | 12701 | Hydrologic Data Processing                         | 101000 | 5512185500 | 101247   | NR    | 80,768   |
| 2.00                              |       | Total 530190 - Cont Serv - External Provider (OPS) |        |            |          |       | \$94,518 |
| 1.00                              | 11976 | ADCP Calibration and Repair                        | 101000 | 5512200000 | NR       | NR    | 4,500    |
| 1.00                              |       | Total 530600 - Cont Serv - Maintenance and Repairs |        |            |          |       | \$4,500  |
| 1.00                              | 12700 | Books & Reference Materials                        | 101000 | 5512185100 | NR       | NR    | 506      |
| 1.00                              |       | Total 541100 - Oper Expense - Books/Subscriptions  |        |            |          |       | \$506    |
| 1.00                              | 12353 | Uniforms/Safety Shoes/Protective Equip             | 101000 | 5512200000 | NR       | NR    | 1,133    |
| 1.00                              |       | Total 541301 - Oper Expense - District Uniforms    |        |            |          |       | \$1,133  |
| 1.00                              | 79    | Equipment Maintenance Supplies                     | 101000 | 5512200000 | NR       | NR    | 8,115    |
| 1.00                              |       | Total 541500 - Oper Expense - Parts and Supplies   |        |            |          |       | \$8,115  |
| 1.00                              | 15730 | Administrative Office Supplies                     | 101000 | 5512185100 | NR       | NR    | 1,165    |
| 1.00                              |       | Total 541510 - Oper Expense - Parts,Supp - Office  |        |            |          |       | \$1,165  |
| 1.00                              | 15658 | Travel - District Business                         | 101000 | 5601220100 | NR       | NR    | 391      |
| 1.00                              |       | Total 542100 - Oper Expense - District Travel      |        |            |          |       | \$391    |
| 1.00                              | 11975 | Freight for Equip. Calibration & Ins.              | 101000 | 5512200000 | NR       | NR    | 1,462    |
| 1.00                              |       | Total 543800 - Oper Expense - Freight              |        |            |          |       | \$1,462  |
| 1.00                              | 15100 | FTL USGS GW BIG CYPRESS                            | 101000 | 5512185500 | 101247   | NR    | 26,278   |
| 1.00                              | 15106 | FTL USGS GW Core Network (OMC)                     | 202000 | 5512185500 | 101247   | NR    | 531,525  |
| 1.00                              | 16140 | FTL USGS GW Core Network (OMC)                     | 101000 | 5512185500 | 101247   | NR    | 26,954   |
| 1.00                              | 15096 | FTL USGS SW Core Network                           | 202000 | 5512185500 | 101247   | NR    | 232,464  |
| 1.00                              | 15108 | ORL USGS ET/Radiation Stations                     | 101000 | 5512185500 | 101247   | NR    | 25,100   |
| 1.00                              | 16042 | ORL USGS ET/Radiation Stations                     | 202000 | 5512185500 | 101247   | NR    | 35,587   |
| 1.00                              | 18382 | ORL USGS GW Core Network                           | 202003 | 5512185500 | 101247   | NR    | 10,512   |
| 1.00                              | 15107 | ORL USGS SW CORE NETWORK                           | 202000 | 5512185500 | 101247   | NR    | 105,631  |

OPERATIONS & MAINTENANCE

CJ06 C&SF MONITORING & ASSESSMENT

| Qty   | Item  | Name                                    | Fund                         | FundCenter | Fund Prg                                    | Grant | Amount      |             |
|-------|-------|---|------------------------------|------------|---|-------|-------------|-------------|
| 1.00  | 20015 | ORL USGS SW CORE NETWORK                | 101000                       | 5512185500 | 101247                                      | NR    | 3,117       |             |
| 1.00  | 32041 | USGS SW/GW Core Network                 | 101000                       | 5512185500 | 101247                                      | NR    | 27,983      |             |
| 1.00  | 32047 | USGS SW/GW Core Network WCA1&2          | 101000                       | 5512185500 | 101247                                      | NR    | 7,000       |             |
| 1.00  | 14180 | Solar Radiation and ET Data Acquisition | 101000                       | 5512185700 | 101247                                      | NR    | 44,500      |             |
| 12.00 |       | Total                                   | 545020                       | -          | Oper Expense - Interagency Federal Matching |       | \$1,076,651 |             |
|       |       | Total                                   | C&SF MONITORING & ASSESSMENT |            |   |       |             | \$4,619,043 |

OPERATIONS & MAINTENANCE

CJ07 COMMAND & CONTROL, DATA LOGGER & RTU NEW INSTALLATIONS

| Qty   | Item  | Name                         | Fund   | FundCenter | Fund Prg   | Grant | Amount      |
|-------|-------|------------------------------|--------|------------|--|-------|-------------|
| 20.25 |       | Total                        | 510100 | -          | Salaries and Wages - Regular                     |       | \$1,596,523 |
| 20.25 |       | Total                        | 520900 | -          | Fringe Benefits - FICA Taxes Employer Share      |       | \$122,139   |
| 20.25 |       | Total                        | 521010 | -          | Fringe Benefits - FRS Retirement Contrib         |       | \$228,396   |
| 20.25 |       | Total                        | 521110 | -          | Fringe Benefits - Medical Insurance              |       | \$331,802   |
| 20.25 |       | Total                        | 521120 | -          | Fringe Benefits - Dental Insurance               |       | \$24,705    |
| 20.25 |       | Total                        | 521130 | -          | Fringe Benefits - Vision Insurance               |       | \$2,776     |
| 20.25 |       | Total                        | 521140 | -          | Fringe Benefits - Accidental Death Dismemberment |       | \$302       |
| 20.25 |       | Total                        | 521150 | -          | Fringe Benefits - Long-Term Disability           |       | \$4,050     |
| 20.25 |       | Total                        | 521160 | -          | Fringe Benefits - Life Insurance                 |       | \$5,133     |
| 1.00  | 12707 | Cont Serv - RTU Upgrades     | 101000 | 5511184600 | NR   | NR    | 9,000       |
| 1.00  |       | Total                        | 530100 | -          | Cont Serv - External Provider                    |       | \$9,000     |
| 1.00  | 15049 | Oper Exp - Inventory Parts   | 101000 | 5511184600 | NR   | NR    | 24,000      |
| 1.00  |       | Total                        | 540050 | -          | Oper Expense - Inventory Parts and Supplies      |       | \$24,000    |
| 1.00  | 15248 | Oper Exp - Tools & Equipment | 101000 | 5511184600 | NR   | NR    | 7,020       |
| 1.00  |       | Total                        | 541400 | -          | Oper Expense - Tools/Equipment/PPE               |       | \$7,020     |
| 1.00  | 13042 | Oper Exp - Parts & Supplies  | 101000 | 5511184600 | NR   | NR    | 31,235      |
| 1.00  |       | Total                        | 541500 | -          | Oper Expense - Parts and Supplies                |       | \$31,235    |
| 1.00  | 15689 | Oper Exp - Travel Expense    | 101000 | 5511184600 | NR   | NR    | 1,422       |
| 1.00  |       | Total                        | 542100 | -          | Oper Expense - District Travel                   |       | \$1,422     |

OPERATIONS & MAINTENANCE

CJ07 COMMAND & CONTROL, DATA LOGGER & RTU NEW INSTALLATIONS

| Qty  | Item  | Name   | Fund   | FundCenter | Fund Prg | Grant | Amount      |
|------|-------|--|--------|------------|----------|-------|-------------|
| 1.00 | 15270 | Oper Exp - Freight   | 101000 | 5511184600 | NR       | NR    | 630         |
| 1.00 |       | Total 543800 - Oper Expense - Freight                        |        |            |          |       | \$630       |
| 1.00 | 34034 | S-285/S-290 SCADA Retrofit & Automation                      | 425000 | 5613222000 | 100588   | NR    | 455,000     |
| 1.00 |       | Total 580800 - Capital Outlay - Water Control Structures     |        |            |          |       | \$455,000   |
|      |       | Total COMMAND & CONTROL, DATA LOGGER & RTU NEW INSTALLATIONS |        |            |          |       | \$2,844,133 |

OPERATIONS & MAINTENANCE

| CK01  | AQUATIC PLANT CONTROL |   |        |  | Fund | FundCenter | Fund Prg | Grant | Amount      |
|-------|-----------------------|---|--------|--|------|------------|----------|-------|-------------|
| Qty   | Item                  | Name                                    |        |  |      |            |          |       |             |
| 23.05 |                       | Total                                   | 510100 | - Salaries and Wages - Regular                     |      |            |          |       | \$1,422,364 |
| 6.15  |                       | Total                                   | 511100 | - Salaries and Wages - Overtime                    |      |            |          |       | \$77,000    |
| 29.20 |                       | Total                                   | 520900 | - Fringe Benefits - FICA Taxes Employer Share      |      |            |          |       | \$114,704   |
| 29.20 |                       | Total                                   | 521010 | - Fringe Benefits - FRS Retirement Contrib         |      |            |          |       | \$223,884   |
| 23.05 |                       | Total                                   | 521110 | - Fringe Benefits - Medical Insurance              |      |            |          |       | \$386,743   |
| 23.05 |                       | Total                                   | 521120 | - Fringe Benefits - Dental Insurance               |      |            |          |       | \$28,121    |
| 23.05 |                       | Total                                   | 521130 | - Fringe Benefits - Vision Insurance               |      |            |          |       | \$3,165     |
| 23.05 |                       | Total                                   | 521140 | - Fringe Benefits - Accidental Death Dismemberment |      |            |          |       | \$342       |
| 23.05 |                       | Total                                   | 521150 | - Fringe Benefits - Long-Term Disability           |      |            |          |       | \$4,610     |
| 23.05 |                       | Total                                   | 521160 | - Fringe Benefits - Life Insurance                 |      |            |          |       | \$5,617     |
| 3.00  |                       | Total                                   | 529990 | - Fringe Benefits - Other Personnel Benefits       |      |            |          |       | \$3,675     |
| 1.00  | 32023                 | O&M Field Ops & Gen Svc Increased Costs | 202000 | 1010200000   | NR   | NR         |          |       | 1,550,000   |
| 1.00  | 14166                 | Grass Carp Stocking                     | 204001 | 5415182000   | NR   | NR         |          |       | 140,000     |
| 2.00  |                       | Total                                   | 530100 | - Cont Serv - External Provider                    |      |            |          |       | \$1,690,000 |
| 1.00  | 27605                 | Aquatic Plant Control                   | 101003 | 5110171100   | NR   | NR         |          |       | 82,000      |
| 1.00  | 18232                 | Aquatic Plant Control                   | 101003 | 5110171100   | NR   | NR         |          |       | 36,733      |
| 1.00  | 17199                 | Aquatic Plant Control                   | 225000 | 5110171100   | NR   | 9350       |          |       | 119,757     |
| 1.00  | 35252                 | C132 & C133 N-Contract Spraying         | 202000 | 5110171100   | NR   | NR         |          |       | 6,000       |
| 1.00  | 35102                 | C44 Canal/Tower-Contract Spraying       | 202002 | 5110171100   | NR   | 3004       |          |       | 14,000      |
| 1.00  | 17200                 | Aquatic Plant Control                   | 225000 | 5210173100   | NR   | 9350       |          |       | 41,689      |
| 1.00  | 18234                 | Aquatic Plant Control                   | 101003 | 5210173100   | NR   | NR         |          |       | 8,340       |
| 1.00  | 18231                 | Aquatic Plant Control                   | 225000 | 5211174000   | NR   | 9350       |          |       | 416         |
| 1.00  | 17202                 | Aquatic Plant Control                   | 225000 | 5211174000   | NR   | 9350       |          |       | 51,764      |

OPERATIONS & MAINTENANCE

| CK01  | AQUATIC PLANT CONTROL |  | Fund   | FundCenter | Fund Prg | Grant | Amount      |
|-------|-----------------------|--|--------|------------|----------|-------|-------------|
| Qty   | Item                  | Name   |        |            |          |       |             |
| 1.00  | 35403                 | Bolles L16-CS Aquatic Spraying                     | 202000 | 5211174000 | NR       | NR    | 4,500       |
| 1.00  | 34373                 | Boma AGI-CS Aquatic Spraying                       | 202000 | 5211174000 | NR       | NR    | 1,500       |
| 1.00  | 35214                 | C43 Ease Maint-CS Aquatic Spraying                 | 202000 | 5211174000 | NR       | NR    | 8,500       |
| 1.00  | 23015                 | CS Aquatic Spraying                                | 202000 | 5211174000 | NR       | NR    | 38,000      |
| 1.00  | 34374                 | Hicpo Enhnce-CS Aquatic Spraying                   | 202000 | 5211174000 | NR       | NR    | 1,500       |
| 1.00  | 19979                 | AQUATIC PLANT CONTROL                              | 225000 | 5310175100 | NR       | 9350  | 17,731      |
| 1.00  | 19980                 | AQUATIC PLANT CONTROL                              | 101003 | 5310175100 | NR       | NR    | 3,546       |
| 1.00  | 24643                 | Aquatic Plant Control                              | 202000 | 5310175100 | NR       | NR    | 4,884       |
| 1.00  | 17198                 | Aquatic Plant Control                              | 225000 | 5311176000 | NR       | 9350  | 5,698       |
| 1.00  | 18237                 | Aquatic Plant Control                              | 101003 | 5311176000 | NR       | NR    | 1,000       |
| 1.00  | 19985                 | AQUATIC PLANT CONTROL                              | 225000 | 5312177000 | NR       | 9350  | 40,794      |
| 1.00  | 19987                 | AQUATIC PLANT CONTROL                              | 101003 | 5312177000 | NR       | NR    | 14,359      |
| 1.00  | 24654                 | Aquatic Plant Control                              | 202000 | 5312177000 | NR       | NR    | 20,512      |
| 1.00  | 34371                 | BCWPA C11 MA-Contract Spraying                     | 202002 | 5312177000 | NR       | 3010  | 1,497       |
| 1.00  | 15957                 | Aquatic Plant Control                              | 203000 | 5313301000 | NR       | NR    | 217,305     |
| 1.00  | 34958                 | 10 Mi Creek-Vegetation Mgmt                        | 202000 | 5415182000 | NR       | NR    | 28,000      |
| 1.00  | 15450                 | Aquatic Plant Control (FWC)                        | 206000 | 5415182000 | NR       | NR    | 350,000     |
| 1.00  | 34920                 | Lksd R STA PH1 N-Exotics                           | 202000 | 5415182000 | NR       | NR    | 56,000      |
| 1.00  | 34934                 | Lksd R STA PH2 S-Exotics                           | 202000 | 5415182000 | NR       | NR    | 80,000      |
| 1.00  | 15896                 | Northern STA - Veg Maint & Enhancement             | 202000 | 5415182000 | NR       | NR    | 61,200      |
| 29.00 | Total                 | 530300 - Cont Serv - Aquatic Spraying              |        |            |          |       | \$1,317,225 |
| 1.00  | 14160                 | Invasive Grasses Spraying Svcs (FWC)               | 206000 | 5415182000 | NR       | NR    | 500,000     |
| 1.00  | Total                 | 530301 - Cont Serv - Terrestrial Spraying          |        |            |          |       | \$500,000   |
| 1.00  | 14157                 | Mechanical Harvesting Services (FWC)               | 206000 | 5415182000 | NR       | NR    | 104,000     |
| 1.00  | Total                 | 530400 - Cont Serv - Mechanical Aquatic Harvesting |        |            |          |       | \$104,000   |
| 1.00  | 19967                 | AQUATIC PLANT CONTROL                              | 225000 | 5110171100 | NR       | 9350  | 16,530      |
| 1.00  | 19977                 | AQUATIC PLANT CONTROL                              | 101003 | 5110171100 | NR       | NR    | 7,624       |
| 1.00  | 27603                 | Aquatic Plant Control                              | 101003 | 5110171100 | NR       | NR    | 10,000      |
| 1.00  | 35408                 | C132 & C133 N-Chemicals                            | 202000 | 5110171100 | NR       | NR    | 4,500       |
| 1.00  | 35288                 | C44 Canal/Tower-Chemicals                          | 202002 | 5110171100 | NR       | 3004  | 7,000       |
| 1.00  | 19990                 | AQUATIC PLANT CONTROL                              | 101003 | 5210173100 | NR       | NR    | 4,168       |
| 1.00  | 19989                 | AQUATIC PLANT CONTROL                              | 225000 | 5210173100 | NR       | 9350  | 14,171      |
| 1.00  | 17482                 | Aquatic Plant Control                              | 202000 | 5210173100 | NR       | NR    | 15,260      |

OPERATIONS & MAINTENANCE

CK01 AQUATIC PLANT CONTROL

| Qty   | Item  | Name   | Fund   | FundCenter | Fund Prg | Grant | Amount      |
|-------|-------|--|--------|------------|----------|-------|-------------|
| 1.00  | 18240 | Aquatic Plant Control                              | 225000 | 5211174000 | NR       | 9350  | 9,786       |
| 1.00  | 27608 | Aquatic Plant Control                              | 202000 | 5211174000 | NR       | NR    | 7,814       |
| 1.00  | 17485 | Aquatic Plant Control                              | 225000 | 5211174000 | NR       | 9350  | 10,342      |
| 1.00  | 34221 | Bolles L16-OE Inventory Chemicals                  | 202000 | 5211174000 | NR       | NR    | 2,000       |
| 1.00  | 35070 | C43 Ease Maint-OE Inventory Chemicals              | 202000 | 5211174000 | NR       | NR    | 12,500      |
| 1.00  | 34181 | C43 S470 PS-OE Inventory Chemicals                 | 202002 | 5211174000 | NR       | 3011  | 2,500       |
| 1.00  | 34180 | C43 S476 PS-OE Inventory Chemicals                 | 202002 | 5211174000 | NR       | 3011  | 2,500       |
| 1.00  | 19981 | AQUATIC PLANT CONTROL                              | 225000 | 5310175100 | NR       | 9350  | 2,015       |
| 1.00  | 19982 | AQUATIC PLANT CONTROL                              | 202000 | 5310175100 | NR       | NR    | 2,500       |
| 1.00  | 19978 | AQUATIC PLANT CONTROL                              | 225000 | 5310175100 | NR       | 9350  | 8,867       |
| 1.00  | 17479 | Aquatic Plant Control                              | 202000 | 5310175100 | NR       | NR    | 29,425      |
| 1.00  | 19984 | AQUATIC PLANT CONTROL                              | 101003 | 5311176000 | NR       | NR    | 347         |
| 1.00  | 19983 | AQUATIC PLANT CONTROL                              | 225000 | 5311176000 | NR       | 9350  | 4,848       |
| 1.00  | 17476 | Aquatic Plant Control                              | 202000 | 5311176000 | NR       | NR    | 5,863       |
| 1.00  | 17475 | Aquatic Plant Control                              | 202000 | 5312177000 | NR       | NR    | 9,300       |
| 1.00  | 34248 | BCWPA C11 MA-Operating Chemical                    | 202002 | 5312177000 | NR       | 3010  | 2,035       |
| 1.00  | 15983 | Aquatic Plant Control                              | 203000 | 5313301000 | NR       | NR    | 164,000     |
| 1.00  | 15449 | Aquatic Plant Control (FWC)                        | 206000 | 5415182000 | NR       | NR    | 630,000     |
| 1.00  | 14162 | Chemicals for Aquatic Plant Control                | 204001 | 5415182000 | NR       | NR    | 22,096      |
| 1.00  | 14163 | Chemicals for Kissimmee Basin Area                 | 204001 | 5415182000 | NR       | NR    | 46,090      |
| 1.00  | 14159 | Invasive Grasses Chemical (FWC)                    | 206000 | 5415182000 | NR       | NR    | 350,000     |
| 29.00 | Total | 540010 - Oper Expense - Inventory Chemicals        |        |            |          |       | \$1,404,081 |
| 1.00  | 15256 | Fuel Card Purchases - BCB FS                       | 203000 | 5005170400 | NR       | NR    | 500         |
| 1.00  | Total | 541250 - Oper Expense - Vehicle Fuel Card Consumed |        |            |          |       | \$500       |
| 1.00  | 17572 | Aquatic Plant Control                              | 202000 | 5110171100 | NR       | NR    | 57,957      |
| 1.00  | 17596 | Aquatic Plant Control                              | 202000 | 5111172000 | NR       | NR    | 10,584      |
| 1.00  | 17578 | Aquatic Plant Control                              | 202000 | 5210173100 | NR       | NR    | 14,524      |
| 1.00  | 17595 | Aquatic Plant Control                              | 202000 | 5211174000 | NR       | NR    | 9,256       |
| 1.00  | 17570 | Aquatic Plant Control                              | 202000 | 5310175100 | NR       | NR    | 1,885       |
| 1.00  | 17562 | Aquatic Plant Control                              | 202000 | 5311176000 | NR       | NR    | 2,835       |
| 6.00  | Total | 541300 - Oper Expense - Construction Materials     |        |            |          |       | \$97,041    |
| 1.00  | 17655 | Aquatic Plant Control                              | 202000 | 5111172000 | NR       | NR    | 226         |
| 1.00  | 17624 | Aquatic Plant Control                              | 202000 | 5310175100 | NR       | NR    | 5,779       |
| 1.00  | 17612 | Aquatic Plant Control                              | 202000 | 5311176000 | NR       | NR    | 580         |



OPERATIONS & MAINTENANCE

CK01 AQUATIC PLANT CONTROL

| Qty  | Item  | Name  | Fund   | FundCenter | Fund Prg | Grant | Amount   |
|------|-------|---|--------|------------|----------|-------|----------|
| 1.00 | 17611 | Aquatic Plant Control                                   | 202000 | 5312177000 | NR       | NR    | 29,160   |
| 1.00 | 52    | Uniforms/Safety Shoes                                   | 101000 | 5415182000 | NR       | NR    | 1,000    |
| 5.00 |       | Total 541301 - Oper Expense - District Uniforms         |        |            |          |       | \$36,745 |
| 1.00 | 17718 | Aquatic Plant Control                                   | 202000 | 5111172000 | NR       | NR    | 252      |
| 1.00 | 17683 | Aquatic Plant Control                                   | 202000 | 5310175100 | NR       | NR    | 8,093    |
| 1.00 | 17670 | Aquatic Plant Control                                   | 202000 | 5311176000 | NR       | NR    | 2,697    |
| 1.00 | 17669 | Aquatic Plant Control                                   | 202000 | 5312177000 | NR       | NR    | 2,022    |
| 1.00 | 22708 | Small Tools, Equipment & Gauges                         | 204001 | 5415182000 | NR       | NR    | 3,000    |
| 5.00 |       | Total 541400 - Oper Expense - Tools/Equipment/PPE       |        |            |          |       | \$16,064 |
| 1.00 | 50    | Photographic Expenses                                   | 202000 | 5415182000 | NR       | NR    | 450      |
| 1.00 |       | Total 541507 - Oper Expense - Parts,Supp - Photographic |        |            |          |       | \$450    |
| 1.00 | 15750 | Aquatic Plant Control                                   | 202000 | 5003170600 | NR       | NR    | 351      |
| 1.00 | 15756 | STA Office and Lab Supplies                             | 101000 | 5415182000 | NR       | NR    | 661      |
| 2.00 |       | Total 541510 - Oper Expense - Parts,Supp - Office       |        |            |          |       | \$1,012  |
| 1.00 | 33505 | Travel - District Business                              | 202000 | 5415181900 | NR       | NR    | 1,362    |
| 1.00 |       | Total 542100 - Oper Expense - District Travel           |        |            |          |       | \$1,362  |
| 1.00 | 18009 | Aquatic Plant Control                                   | 202000 | 5110171100 | NR       | NR    | 142      |
| 1.00 | 18015 | Aquatic Plant Control                                   | 202000 | 5210173100 | NR       | NR    | 180      |
| 1.00 | 18007 | Aquatic Plant Control                                   | 202000 | 5310175100 | NR       | NR    | 450      |
| 1.00 | 18001 | Aquatic Plant Control                                   | 202000 | 5311176000 | NR       | NR    | 67       |
| 1.00 | 16028 | Aquatic Plant Control                                   | 203000 | 5313301000 | NR       | NR    | 107      |
| 5.00 |       | Total 542400 - Oper Expense - Professional Licenses     |        |            |          |       | \$946    |
| 1.00 | 18047 | Aquatic Plant Control                                   | 202000 | 5210173100 | NR       | NR    | 288      |
| 1.00 | 18045 | Aquatic Plant Control                                   | 202000 | 5310175100 | NR       | NR    | 40,115   |
| 1.00 | 18042 | Aquatic Plant Control                                   | 202000 | 5312177000 | NR       | NR    | 1,871    |
| 3.00 |       | Total 543302 - Oper Expense - Waste Disposal Fees       |        |            |          |       | \$42,274 |
| 1.00 | 15636 | Aquatic Plant Control                                   | 402000 | 5310175100 | NR       | NR    | 2,500    |

OPERATIONS & MAINTENANCE

CK01 AQUATIC PLANT CONTROL

| Qty  | Item  | Name  | Fund                  | FundCenter | Fund Prg                   | Grant | Amount      |
|------|-------|---|-----------------------|------------|----------------------------|-------|-------------|
| 1.00 |       | Total                                       | 589300                | -          | Capital Outlay - Equipment |       | \$2,500     |
| 1.00 | 34862 | BBCW L31E #5c-Aquatic Weed<br>Harvester-Tru | 401000                | 5005170400 | NR                         | NR    | 204,868     |
| 1.00 |       | Total                                       | 589510                | -          | Capital Outlay - Boats     |       | \$204,868   |
|      |       | Total                                       | AQUATIC PLANT CONTROL |            |                            |       | \$7,689,293 |

OPERATIONS & MAINTENANCE

| CK02 | BIOCONTROL EXOTIC PLANT |   |                         |  | Fund       | FundCenter | Fund Prg | Grant | Amount    |
|------|-------------------------|---|-------------------------|--|------------|------------|----------|-------|-----------|
| Qty  | Item                    | Name                                      |                         |  |            |            |          |       |           |
| .30  |                         | Total                                     | 510100                  | - Salaries and Wages - Regular                     |            |            |          |       | \$23,639  |
| .30  |                         | Total                                     | 520900                  | - Fringe Benefits - FICA Taxes Employer Share      |            |            |          |       | \$1,809   |
| .30  |                         | Total                                     | 521010                  | - Fringe Benefits - FRS Retirement Contrib         |            |            |          |       | \$3,208   |
| .30  |                         | Total                                     | 521110                  | - Fringe Benefits - Medical Insurance              |            |            |          |       | \$4,917   |
| .30  |                         | Total                                     | 521120                  | - Fringe Benefits - Dental Insurance               |            |            |          |       | \$366     |
| .30  |                         | Total                                     | 521130                  | - Fringe Benefits - Vision Insurance               |            |            |          |       | \$42      |
| .30  |                         | Total                                     | 521140                  | - Fringe Benefits - Accidental Death Dismemberment |            |            |          |       | \$6       |
| .30  |                         | Total                                     | 521150                  | - Fringe Benefits - Long-Term Disability           |            |            |          |       | \$60      |
| .30  |                         | Total                                     | 521160                  | - Fringe Benefits - Life Insurance                 |            |            |          |       | \$78      |
| 1.00 | 34811                   | Melaeuca-Bio Control Implement (Invasive  | 101002                  |  | 5415182000 | NR         | 3005     |       | 661,536   |
| 1.00 |                         | Total                                     | 530600                  | - Cont Serv - Maintenance and Repairs              |            |            |          |       | \$661,536 |
| 1.00 | 49                      | Climbing Fern Biocontrol Development      | 204001                  |  | 5415182000 | NR         | NR       |       | 150,000   |
| 1.00 | 1                       | Melaleuca Biocontrol Develop (\$1M Match) | 204001                  |  | 5415182000 | NR         | NR       |       | 150,000   |
| 2.00 |                         | Total                                     | 545020                  | - Oper Expense - Interagency Federal Matching      |            |            |          |       | \$300,000 |
|      |                         | Total                                     | BIOCONTROL EXOTIC PLANT |  |            |            |          |       | \$995,661 |

OPERATIONS & MAINTENANCE

| CK03 | TERRESTRIAL PLANT CONTROL |                                    |        |  | Fund   | FundCenter | Fund Prg | Grant | Amount    |
|------|---------------------------|------------------------------------|--------|--|--------|------------|----------|-------|-----------|
| Qty  | Item                      | Name                               |        |  |        |            |          |       |           |
| 6.85 |                           | Total                              | 510100 | - Salaries and Wages - Regular                     |        |            |          |       | \$386,539 |
| 3.00 |                           | Total                              | 511100 | - Salaries and Wages - Overtime                    |        |            |          |       | \$37,174  |
| 9.85 |                           | Total                              | 520900 | - Fringe Benefits - FICA Taxes Employer Share      |        |            |          |       | \$32,415  |
| 9.85 |                           | Total                              | 521010 | - Fringe Benefits - FRS Retirement Contrib         |        |            |          |       | \$59,703  |
| 6.85 |                           | Total                              | 521110 | - Fringe Benefits - Medical Insurance              |        |            |          |       | \$112,724 |
| 6.85 |                           | Total                              | 521120 | - Fringe Benefits - Dental Insurance               |        |            |          |       | \$8,357   |
| 6.85 |                           | Total                              | 521130 | - Fringe Benefits - Vision Insurance               |        |            |          |       | \$943     |
| 6.85 |                           | Total                              | 521140 | - Fringe Benefits - Accidental Death Dismemberment |        |            |          |       | \$106     |
| 6.85 |                           | Total                              | 521150 | - Fringe Benefits - Long-Term Disability           |        |            |          |       | \$1,370   |
| 6.85 |                           | Total                              | 521160 | - Fringe Benefits - Life Insurance                 |        |            |          |       | \$1,692   |
| 1.00 | 34627                     | 8.5 SMA Mod-PS-357 Spraying        |        |  | 202002 | 5311176000 | NR       | 3003  | 280       |
| 1.00 | 35167                     | Lake Hicpo PH2-Vegetation Mgmt     |        |  | 202000 | 5415182000 | NR       | NR    | 12,000    |
| 2.00 |                           | Total                              | 530300 | - Cont Serv - Aquatic Spraying                     |        |            |          |       | \$12,280  |
| 1.00 | 35278                     | 10 Mi Creek-Contract Spraying      |        |  | 202000 | 5110171100 | NR       | NR    | 6,500     |
| 1.00 | 35051                     | Allapattah Rest-Contract Spraying  |        |  | 202000 | 5110171100 | NR       | NR    | 22,000    |
| 1.00 | 34375                     | C23/C24 Sec C-Contract Spraying    |        |  | 202000 | 5110171100 | NR       | NR    | 1,500     |
| 1.00 | 35304                     | C44 Canal/Tower-Contract Spraying  |        |  | 202002 | 5110171100 | NR       | 3004  | 5,000     |
| 1.00 | 34111                     | Kiss ASR Well-Contract Spraying    |        |  | 202000 | 5110171100 | NR       | NR    | 3,000     |
| 1.00 | 35168                     | Lksd R STA PH1 N-Contract Spraying |        |  | 202000 | 5110171100 | NR       | NR    | 12,000    |
| 1.00 | 35285                     | Lksd R STA PH2 S-Contract Spraying |        |  | 202000 | 5110171100 | NR       | NR    | 7,000     |
| 1.00 | 18233                     | Terrestrial Plant Control          |        |  | 101003 | 5110171100 | NR       | NR    | 16,676    |
| 1.00 | 17206                     | Terrestrial Plant Control          |        |  | 225000 | 5110171100 | NR       | 9350  | 43,377    |
| 1.00 | 27606                     | Terrestrial Plant Control          |        |  | 101003 | 5110171100 | NR       | NR    | 50,000    |
| 1.00 | 30056                     | Terrestrial Plant Control          |        |  | 204001 | 5111172000 | NR       | NR    | 32,703    |

OPERATIONS & MAINTENANCE

CK03 TERRESTRIAL PLANT CONTROL

| Qty  | Item  | Name                                       | Fund   | FundCenter | Fund Prg | Grant | Amount  |
|------|-------|--|--------|------------|----------|-------|---------|
| 1.00 | 17211 | Terrestrial Plant Control                  | 101003 | 5111172000 | NR       | NR    | 30,650  |
| 1.00 | 34452 | Corbett Lev PH1-Terrestrial Spraying       | 202000 | 5210173100 | NR       | NR    | 800     |
| 1.00 | 34324 | Corbett Lev PH2-Terrestrial Spraying       | 202000 | 5210173100 | NR       | NR    | 1,100   |
| 1.00 | 27611 | Terrestrial Plant Control                  | 202000 | 5210173100 | NR       | NR    | 20,565  |
| 1.00 | 18235 | Terrestrial Plant Control                  | 101003 | 5210173100 | NR       | NR    | 16,675  |
| 1.00 | 17209 | Terrestrial Plant Control                  | 225000 | 5210173100 | NR       | 9350  | 62,822  |
| 1.00 | 35302 | Bolles L16-CS Terrestrial Spraying         | 202000 | 5211174000 | NR       | NR    | 7,500   |
| 1.00 | 34110 | Boma AGI-CS Terrestrial Spraying           | 202000 | 5211174000 | NR       | NR    | 3,000   |
| 1.00 | 35123 | C43 Ease Maint-CS Terrestrial Spraying     | 202000 | 5211174000 | NR       | NR    | 15,500  |
| 1.00 | 35346 | C43 S470 PS-CS Terrestrial Spraying        | 202002 | 5211174000 | NR       | 3011  | 5,500   |
| 1.00 | 35449 | C43 S476 PS-CS Terrestrial Spraying        | 202002 | 5211174000 | NR       | 3011  | 3,500   |
| 1.00 | 23016 | CS Terrestrial Spraying                    | 202000 | 5211174000 | NR       | NR    | 60,000  |
| 1.00 | 35277 | Hicpo Enhnce-CS Terrestrial Spraying       | 202000 | 5211174000 | NR       | NR    | 6,500   |
| 1.00 | 17210 | Terrestrial Plant Control                  | 225000 | 5211174000 | NR       | 9350  | 103,528 |
| 1.00 | 18236 | Terrestrial Plant Control                  | 101003 | 5310175100 | NR       | NR    | 23,320  |
| 1.00 | 17205 | Terrestrial Plant Control                  | 225000 | 5310175100 | NR       | 9350  | 50,253  |
| 1.00 | 24644 | Terrestrial Plant Control                  | 202000 | 5310175100 | NR       | NR    | 116,629 |
| 1.00 | 35240 | 8.5 SMA Mod-PS-357 Terrestrial Spraying    | 202002 | 5311176000 | NR       | 3003  | 9,710   |
| 1.00 | 34148 | BBCW L31E #2-Terrestrial Spraying          | 202002 | 5311176000 | NR       | 3007  | 2,210   |
| 1.00 | 34441 | BBCW L31E #5a-Terr Spraying                | 202002 | 5311176000 | NR       | 3007  | 710     |
| 1.00 | 34480 | C111 CSSS-PS-331 Spraying                  | 202002 | 5311176000 | NR       | 3002  | 910     |
| 1.00 | 34460 | C111 CSSS-PS-332B Spraying                 | 202002 | 5311176000 | NR       | 3002  | 810     |
| 1.00 | 34461 | C111 CSSS-PS-332C Spraying                 | 202002 | 5311176000 | NR       | 3002  | 810     |
| 1.00 | 34481 | C111 CSSS-PS-332D Spraying                 | 202002 | 5311176000 | NR       | 3002  | 910     |
| 1.00 | 34249 | C111 Curtain Wall-C&S Terrestrial Spraying | 202000 | 5311176000 | NR       | NR    | 2,055   |
| 1.00 | 34462 | C111 Normal-PS-332B Spraying               | 202002 | 5311176000 | NR       | 3002  | 810     |
| 1.00 | 34463 | C111 Normal-PS-332C Spraying               | 202002 | 5311176000 | NR       | 3002  | 810     |
| 1.00 | 34482 | C111 Normal-PS-332D Spraying               | 202002 | 5311176000 | NR       | 3001  | 910     |
| 1.00 | 34483 | C111 S331-PS-331 Spraying                  | 202002 | 5311176000 | NR       | 3000  | 910     |
| 1.00 | 35226 | C111 SD #8-Terrestrial Spray               | 202000 | 5311176000 | NR       | NR    | 8,850   |
| 1.00 | 35342 | C111 SD #8a-Terrestrial Spray              | 202000 | 5311176000 | NR       | NR    | 5,250   |
| 1.00 | 35343 | C111 Spreader-S-199 Spray                  | 202002 | 5311176000 | NR       | 3006  | 5,310   |
| 1.00 | 35188 | C111 Spreader-S-200 Spray                  | 202002 | 5311176000 | NR       | 3006  | 7,510   |
| 1.00 | 35392 | EAA Bar Wall-C&S Terr Spraying             | 202000 | 5311176000 | NR       | NR    | 4,110   |
| 1.00 | 27607 | Terrestrial Plant Control                  | 202000 | 5311176000 | NR       | NR    | 20,000  |
| 1.00 | 17204 | Terrestrial Plant Control                  | 225000 | 5311176000 | NR       | 9350  | 45,814  |
| 1.00 | 18238 | Terrestrial Plant Control                  | 101003 | 5311176000 | NR       | NR    | 14,000  |
| 1.00 | 34108 | BCWPA C11 MA-Contract Spraying             | 202002 | 5312177000 | NR       | 3010  | 2,994   |

OPERATIONS & MAINTENANCE

CK03 TERRESTRIAL PLANT CONTROL

| Qty   | Item  | Name  | Fund   | FundCenter | Fund Prg | Grant | Amount      |
|-------|-------|---|--------|------------|----------|-------|-------------|
| 1.00  | 17203 | Terrestrial Plant Control                       | 101003 | 5312177000 | NR       | NR    | 30,008      |
| 1.00  | 24655 | Terrestrial Plant Control                       | 202000 | 5312177000 | NR       | NR    | 11,611      |
| 1.00  | 18239 | Terrestrial Plant Control                       | 225000 | 5312177000 | NR       | 9350  | 56,165      |
| 1.00  | 35017 | Manatee Mit-Veg Management                      | 101002 | 5313301000 | NR       | 3008  | 16,400      |
| 1.00  | 15958 | Terrestrial Plant Control                       | 203000 | 5313301000 | NR       | NR    | 210,000     |
| 54.00 |       | Total 530301 - Cont Serv - Terrestrial Spraying |        |            |          |       | \$1,187,185 |
| 1.00  | 35195 | 8.5 SMA Mod-Scraping Security Svcs              | 202002 | 5311176000 | NR       | 3003  | 8,000       |
| 1.00  | 35194 | C111 Spreader-Scraping Security Svcs            | 202002 | 5311176000 | NR       | 3006  | 8,000       |
| 2.00  |       | Total 531102 - Cont Serv - Security Services    |        |            |          |       | \$16,000    |
| 1.00  | 34182 | 10 Mi Creek-Chemicals                           | 202000 | 5110171100 | NR       | NR    | 2,500       |
| 1.00  | 35198 | Allapattah Rest-Chemicals                       | 202000 | 5110171100 | NR       | NR    | 8,000       |
| 1.00  | 34594 | C23/C24 Sec C-Chemicals                         | 202000 | 5110171100 | NR       | NR    | 500         |
| 1.00  | 35468 | C44 Canal/Tower-Chemicals                       | 202002 | 5110171100 | NR       | 3004  | 3,500       |
| 1.00  | 34381 | Kiss ASR Well-Chemicals                         | 202000 | 5110171100 | NR       | NR    | 1,000       |
| 1.00  | 35283 | Lksd R STA PH1 N-Chemicals                      | 202000 | 5110171100 | NR       | NR    | 6,750       |
| 1.00  | 35284 | Lksd R STA PH2 S-Chemicals                      | 202000 | 5110171100 | NR       | NR    | 6,750       |
| 1.00  | 19969 | Terrestrial Plant Control                       | 101003 | 5110171100 | NR       | NR    | 5,670       |
| 1.00  | 19968 | Terrestrial Plant Control                       | 225000 | 5110171100 | NR       | 9350  | 6,901       |
| 1.00  | 27604 | Terrestrial Plant Control                       | 101003 | 5110171100 | NR       | NR    | 4,950       |
| 1.00  | 19970 | Terrestrial Plant Control                       | 101003 | 5111172000 | NR       | NR    | 61          |
| 1.00  | 34717 | Corbett Lev PH1-Terr Chemical (Rev)             | 202000 | 5210173100 | NR       | NR    | 200         |
| 1.00  | 34636 | Corbett Lev PH2-Terr Chemical (Rev)             | 202000 | 5210173100 | NR       | NR    | 300         |
| 1.00  | 19991 | TERRESTRIAL PLANT CONTROL                       | 101003 | 5210173100 | NR       | NR    | 4,168       |
| 1.00  | 17484 | Terrestrial Plant Control                       | 202000 | 5210173100 | NR       | NR    | 33,004      |
| 1.00  | 19976 | Terrestrial Plant Control                       | 225000 | 5210173100 | NR       | 9350  | 14,753      |
| 1.00  | 35371 | Bolles L16-OE Inventory Chemicals               | 202000 | 5211174000 | NR       | NR    | 3,900       |
| 1.00  | 35031 | C43 Ease Maint-OE Inventory Chemicals           | 202000 | 5211174000 | NR       | NR    | 19,500      |
| 1.00  | 35394 | Hicpo Enhnce-OE Inventory Chemicals             | 202000 | 5211174000 | NR       | NR    | 4,200       |
| 1.00  | 17719 | Terrestrial Plant Control                       | 202000 | 5211174000 | NR       | NR    | 21,349      |
| 1.00  | 18241 | Terrestrial Plant Control                       | 225000 | 5211174000 | NR       | 9350  | 34,164      |
| 1.00  | 17486 | Terrestrial Plant Control                       | 101003 | 5211174000 | NR       | NR    | 40,907      |
| 1.00  | 19971 | Terrestrial Plant Control                       | 225000 | 5310175100 | NR       | 9350  | 21,134      |
| 1.00  | 17481 | Terrestrial Plant Control                       | 202000 | 5310175100 | NR       | NR    | 52,676      |
| 1.00  | 35434 | BBCW L31E #2-Chemicals                          | 202002 | 5311176000 | NR       | 3007  | 3,037       |
| 1.00  | 35422 | BBCW L31E #3-Chemicals                          | 202002 | 5311176000 | NR       | 3007  | 4,852       |

OPERATIONS & MAINTENANCE

CK03 TERRESTRIAL PLANT CONTROL

| Qty   | Item  | Name  | Fund   | FundCenter | Fund Prg | Grant | Amount      |
|-------|-------|---|--------|------------|----------|-------|-------------|
| 1.00  | 35100 | BBCW L31E #4-Chemicals                          | 202002 | 5311176000 | NR       | NR    | 13,912      |
| 1.00  | 34635 | BBCW L31E #5a-Inventory Chemical                | 202002 | 5311176000 | NR       | 3007  | 300         |
| 1.00  | 34206 | C111 Curtain Wall-Terrestrial Herbicide         | 202000 | 5311176000 | NR       | NR    | 1,860       |
| 1.00  | 34097 | C111 SD #8-Chemicals                            | 202000 | 5311176000 | NR       | NR    | 2,655       |
| 1.00  | 34307 | C111 SD #8a-Chemicals                           | 202000 | 5311176000 | NR       | NR    | 1,575       |
| 1.00  | 35475 | EAA Bar Wall-Terrestrial Herbicide              | 202000 | 5311176000 | NR       | NR    | 3,525       |
| 1.00  | 17480 | Terrestrial Plant Control                       | 202000 | 5311176000 | NR       | NR    | 17,850      |
| 1.00  | 19974 | Terrestrial Plant Control                       | 101003 | 5311176000 | NR       | NR    | 4,046       |
| 1.00  | 19973 | Terrestrial Plant Control                       | 225000 | 5311176000 | NR       | 9350  | 13,640      |
| 1.00  | 19975 | Terrestrial Plant Control                       | 225000 | 5312177000 | NR       | 9350  | 26,924      |
| 1.00  | 17477 | Terrestrial Plant Control                       | 202000 | 5312177000 | NR       | NR    | 35,489      |
| 1.00  | 17478 | Terrestrial Plant Control                       | 225000 | 5312177000 | NR       | 9350  | 18,152      |
| 1.00  | 15982 | Terrestrial Plant Control                       | 203000 | 5313301000 | NR       | NR    | 5,000       |
| 39.00 | Total | 540010 - Oper Expense - Inventory Chemicals     |        |            |          |       | \$449,654   |
| 1.00  | 17656 | Terrestrial Plant Control                       | 202000 | 5211174000 | NR       | NR    | 2,380       |
| 1.00  | 17626 | Terrestrial Plant Control                       | 202000 | 5310175100 | NR       | NR    | 540         |
| 2.00  | Total | 541301 - Oper Expense - District Uniforms       |        |            |          |       | \$2,920     |
| 1.00  | 17685 | Terrestrial Plant Control                       | 202000 | 5310175100 | NR       | NR    | 1,349       |
| 1.00  | Total | 541400 - Oper Expense - Tools/Equipment/PPE     |        |            |          |       | \$1,349     |
| 1.00  | 34910 | 8.5 SMA Mod-Scraping Equipment Rental           | 202002 | 5311176000 | NR       | 3003  | 50,000      |
| 1.00  | 34241 | C111 Spreader-Scraping Equip Rental             | 202002 | 5311176000 | NR       | 3006  | 2,000       |
| 2.00  | Total | 541600 - Oper Expense - Rent/Lease Equipment    |        |            |          |       | \$52,000    |
| 1.00  | 18023 | Terrestrial Plant Control                       | 202000 | 5211174000 | NR       | NR    | 157         |
| 1.00  | Total | 542400 - Oper Expense - Professional Licenses   |        |            |          |       | \$157       |
| 1.00  | 11987 | Herbicide Evaluation                            | 204001 | 5415182000 | NR       | NR    | 60,000      |
| 1.00  | Total | 545040 - Oper Expense - Interagency Public Univ |        |            |          |       | \$60,000    |
|       | Total | TERRESTRIAL PLANT CONTROL                       |        |            |          |       | \$2,422,568 |

OPERATIONS & MAINTENANCE

CK04 EXOTIC PLANT CONTROL

| Qty | Item  | Name  | Fund | FundCenter | Fund Prg | Grant | Amount  |
|-----|-------|---|------|------------|----------|-------|---------|
| .10 | Total | 510100 - Salaries and Wages - Regular                     |      |            |          |       | \$6,077 |
| .10 | Total | 520900 - Fringe Benefits - FICA Taxes Employer Share      |      |            |          |       | \$465   |
| .10 | Total | 521010 - Fringe Benefits - FRS Retirement Contrib         |      |            |          |       | \$824   |
| .10 | Total | 521110 - Fringe Benefits - Medical Insurance              |      |            |          |       | \$1,639 |
| .10 | Total | 521120 - Fringe Benefits - Dental Insurance               |      |            |          |       | \$122   |
| .10 | Total | 521130 - Fringe Benefits - Vision Insurance               |      |            |          |       | \$14    |
| .10 | Total | 521140 - Fringe Benefits - Accidental Death Dismemberment |      |            |          |       | \$2     |
| .10 | Total | 521150 - Fringe Benefits - Long-Term Disability           |      |            |          |       | \$20    |
| .10 | Total | 521160 - Fringe Benefits - Life Insurance                 |      |            |          |       | \$25    |
|     | Total | EXOTIC PLANT CONTROL                                      |      |            |          |       | \$9,188 |



OPERATIONS & MAINTENANCE

| CK05 | EXOTIC ANIMAL MANAGEMENT |   |        |            |          |       |             |
|------|--------------------------|---|--------|------------|----------|-------|-------------|
| Qty  | Item                     | Name  | Fund   | FundCenter | Fund Prg | Grant | Amount      |
| 2.20 | Total                    | 510100 - Salaries and Wages - Regular                     |        |            |          |       | \$155,908   |
| 2.20 | Total                    | 520900 - Fringe Benefits - FICA Taxes Employer Share      |        |            |          |       | \$11,927    |
| 2.20 | Total                    | 521010 - Fringe Benefits - FRS Retirement Contrib         |        |            |          |       | \$21,158    |
| 2.20 | Total                    | 521110 - Fringe Benefits - Medical Insurance              |        |            |          |       | \$36,048    |
| 2.20 | Total                    | 521120 - Fringe Benefits - Dental Insurance               |        |            |          |       | \$2,684     |
| 2.20 | Total                    | 521130 - Fringe Benefits - Vision Insurance               |        |            |          |       | \$302       |
| 2.20 | Total                    | 521140 - Fringe Benefits - Accidental Death Dismemberment |        |            |          |       | \$34        |
| 2.20 | Total                    | 521150 - Fringe Benefits - Long-Term Disability           |        |            |          |       | \$440       |
| 2.20 | Total                    | 521160 - Fringe Benefits - Life Insurance                 |        |            |          |       | \$566       |
| 1.00 | 24225                    | Invasive Animal Management- Python                        | 204001 | 5415182000 | NR       | NR    | 63,156      |
| 1.00 | 22716                    | Invasive Animal Management- Python                        | 204001 | 5415182000 | NR       | NR    | 13,000      |
| 1.00 | 19341                    | Invasive Animal Management- Python                        | 204001 | 5415182000 | NR       | NR    | 14,888      |
| 1.00 | 18255                    | Invasive Animal Management- Python                        | 204001 | 5415182000 | NR       | NR    | 125,000     |
| 4.00 | Total                    | 530406 - Cont Serv - Python Elimination Program           |        |            |          |       | \$216,044   |
| 1.00 | 14165                    | Exotic Reptile Management (UF)                            | 204001 | 5415182000 | NR       | NR    | 155,456     |
| 1.00 | 34067                    | Invasive Animal Management- Python                        | 204001 | 5415182000 | NR       | NR    | 500,000     |
| 1.00 | 17147                    | Invasive Animal Management- Python                        | 101003 | 5415182000 | NR       | NR    | 250,000     |
| 3.00 | Total                    | 530407 - Cont Serv - Invasive Animal Management           |        |            |          |       | \$905,456   |
|      | Total                    | EXOTIC ANIMAL MANAGEMENT                                  |        |            |          |       | \$1,350,567 |

OPERATIONS & MAINTENANCE

CK06 BLUE-GREEN ALGAE RESPONSE

| Qty  | Item  | Name                             | Fund   | FundCenter | Fund Prg                     | Grant | Amount    |
|------|-------|----------------------------------|--------|------------|------------------------------|-------|-----------|
| 1.00 | 32013 | FDEP - BLUE Green Algae Response | 214001 | 5415182000 | 101295                       | NR    | 500,000   |
| 1.00 |       | Total                            | 530300 | -          | Cont Serv - Aquatic Spraying |       | \$500,000 |
|      |       | Total                            |        |            | BLUE-GREEN ALGAE RESPONSE    |       | \$500,000 |

OPERATIONS & MAINTENANCE

| CL03 | PERMITTING |   | Fund   | FundCenter | Fund Prg | Grant | Amount    |
|------|------------|---|--------|------------|----------|-------|-----------|
| Qty  | Item       | Name  |        |            |          |       |           |
| 7.50 | Total      | 510100 - Salaries and Wages - Regular                     |        |            |          |       | \$506,115 |
| 7.50 | Total      | 520900 - Fringe Benefits - FICA Taxes Employer Share      |        |            |          |       | \$38,718  |
| 7.50 | Total      | 521010 - Fringe Benefits - FRS Retirement Contrib         |        |            |          |       | \$74,604  |
| 7.50 | Total      | 521110 - Fringe Benefits - Medical Insurance              |        |            |          |       | \$125,271 |
| 7.50 | Total      | 521120 - Fringe Benefits - Dental Insurance               |        |            |          |       | \$9,150   |
| 7.50 | Total      | 521130 - Fringe Benefits - Vision Insurance               |        |            |          |       | \$1,027   |
| 7.50 | Total      | 521140 - Fringe Benefits - Accidental Death Dismemberment |        |            |          |       | \$109     |
| 7.50 | Total      | 521150 - Fringe Benefits - Long-Term Disability           |        |            |          |       | \$1,500   |
| 7.50 | Total      | 521160 - Fringe Benefits - Life Insurance                 |        |            |          |       | \$1,847   |
| 1.00 | 15254      | FAW Advertisement   | 202000 | 5314178000 | NR       | NR    | 100       |
| 1.00 | Total      | 530105 - Cont Serv - Advertising Services                 |        |            |          |       | \$100     |
| 1.00 | 13352      | C-18 Exotic Control                                       | 202000 | 5415182000 | NR       | NR    | 9,000     |
| 1.00 | Total      | 530301 - Cont Serv - Terrestrial Spraying                 |        |            |          |       | \$9,000   |
| 1.00 | 16293      | ROW - FPL Permitting Support                              | 202000 | 5314178000 | NR       | 8003  | 165,000   |
| 1.00 | Total      | 530900 - Cont Serv - Professional                         |        |            |          |       | \$165,000 |
| 1.00 | 18361      | CS - NC Court & Filing                                    | 202000 | 5314178000 | NR       | NR    | 5,250     |
| 1.00 | Total      | 530925 - Cont Serv - Non Capital Court and Filing Fees    |        |            |          |       | \$5,250   |
| 1.00 | 13355      | Uniforms  | 202000 | 5314178000 | NR       | NR    | 196       |
| 1.00 | Total      | 541301 - Oper Expense - District Uniforms                 |        |            |          |       | \$196     |

OPERATIONS & MAINTENANCE

| CL03 | PERMITTING |                 |        |            |                               |       |  |           |
|------|------------|-----------------|--------|------------|-------------------------------|-------|--|-----------|
| Qty  | Item       | Name            | Fund   | FundCenter | Fund Prg                      | Grant |  | Amount    |
| 1.00 | 24642      | OE Safety Shoes | 202000 | 5314178000 | NR                            | NR    |  | 1,000     |
| 1.00 |            | Total           | 541302 |            | - Oper Expense - Safety Shoes |       |  | \$1,000   |
| 1.00 | 26001      | Banking Fees    | 202000 | 5314178000 | NR                            | NR    |  | 8,500     |
| 1.00 |            | Total           | 543300 |            | - Oper Expense - Other Fees   |       |  | \$8,500   |
|      |            | Total           |        |            | PERMITTING                    |       |  | \$947,387 |

OPERATIONS & MAINTENANCE

| CL04 COMPLIANCE/ENFORCEMENT |       |   |        |            |          |       |             |
|-----------------------------|-------|---|--------|------------|----------|-------|-------------|
| Qty                         | Item  | Name  | Fund   | FundCenter | Fund Prg | Grant | Amount      |
| 17.90                       | Total | 510100 - Salaries and Wages - Regular                     |        |            |          |       | \$1,084,692 |
| 17.90                       | Total | 520900 - Fringe Benefits - FICA Taxes Employer Share      |        |            |          |       | \$82,978    |
| 17.90                       | Total | 521010 - Fringe Benefits - FRS Retirement Contrib         |        |            |          |       | \$159,038   |
| 17.90                       | Total | 521110 - Fringe Benefits - Medical Insurance              |        |            |          |       | \$295,676   |
| 17.90                       | Total | 521120 - Fringe Benefits - Dental Insurance               |        |            |          |       | \$21,838    |
| 17.90                       | Total | 521130 - Fringe Benefits - Vision Insurance               |        |            |          |       | \$2,454     |
| 17.90                       | Total | 521140 - Fringe Benefits - Accidental Death Dismemberment |        |            |          |       | \$267       |
| 17.90                       | Total | 521150 - Fringe Benefits - Long-Term Disability           |        |            |          |       | \$3,580     |
| 17.90                       | Total | 521160 - Fringe Benefits - Life Insurance                 |        |            |          |       | \$4,523     |
| 1.00                        | 13359 | Small Tools Equipment Gauges                              | 202000 | 5314178000 | NR       | NR    | 851         |
| 1.00                        | Total | 541400 - Oper Expense - Tools/Equipment/PPE               |        |            |          |       | \$851       |
| 1.00                        | 15736 | Office Supplies   | 202000 | 5314178000 | NR       | NR    | 1,579       |
| 1.00                        | Total | 541510 - Oper Expense - Parts,Supp - Office               |        |            |          |       | \$1,579     |
|                             | Total | COMPLIANCE/ENFORCEMENT                                    |        |            |          |       | \$1,657,476 |

OPERATIONS & MAINTENANCE

| CO03  |       | FIELD STATION MAINTENANCE |        |            |  |       |           |  |
|-------|-------|---------------------------|--------|------------|--|-------|-----------|--|
| Qty   | Item  | Name                      | Fund   | FundCenter | Fund Prg   | Grant | Amount    |  |
| 13.30 |       | Total                     | 510100 | -          | Salaries and Wages - Regular                     |       | \$749,258 |  |
| 2.30  |       | Total                     | 511100 | -          | Salaries and Wages - Overtime                    |       | \$18,984  |  |
| 1.00  | 15773 | Uniform Stipend           | 202000 | 5003170600 | NR   | NR    | 80,891    |  |
| 1.00  |       | Total                     | 520090 | -          | Fringe Benefits - Uniform Allowance              |       | \$80,891  |  |
| 15.60 |       | Total                     | 520900 | -          | Fringe Benefits - FICA Taxes Employer Share      |       | \$58,773  |  |
| 15.60 |       | Total                     | 521010 | -          | Fringe Benefits - FRS Retirement Contrib         |       | \$105,798 |  |
| 13.30 |       | Total                     | 521110 | -          | Fringe Benefits - Medical Insurance              |       | \$217,944 |  |
| 13.30 |       | Total                     | 521120 | -          | Fringe Benefits - Dental Insurance               |       | \$16,226  |  |
| 13.30 |       | Total                     | 521130 | -          | Fringe Benefits - Vision Insurance               |       | \$1,829   |  |
| 13.30 |       | Total                     | 521140 | -          | Fringe Benefits - Accidental Death Dismemberment |       | \$206     |  |
| 13.30 |       | Total                     | 521150 | -          | Fringe Benefits - Long-Term Disability           |       | \$2,660   |  |
| 13.30 |       | Total                     | 521160 | -          | Fringe Benefits - Life Insurance                 |       | \$3,222   |  |
| 1.00  | 17246 | Field Station Maintenance | 202000 | 5111172000 | NR   | NR    | 11,300    |  |
| 1.00  | 17238 | Field Station Maintenance | 202000 | 5210173100 | NR   | NR    | 5,985     |  |
| 1.00  | 17242 | Field Station Maintenance | 202000 | 5211174000 | NR   | NR    | 10,812    |  |
| 1.00  | 17231 | Field Station Maintenance | 202000 | 5310175100 | NR   | NR    | 9,365     |  |
| 1.00  | 26003 | Field Station Maintenance | 202000 | 5312177000 | NR   | NR    | 8,000     |  |
| 1.00  | 15962 | Mowing - Field Station    | 203000 | 5313301000 | NR   | NR    | 36,400    |  |
| 6.00  |       | Total                     | 530404 | -          | Cont Serv - Mowing Field Stations/Pump Stations  |       | \$81,862  |  |
| 1.00  | 17253 | Field Station Maintenance | 202000 | 5110171100 | NR   | NR    | 5,000     |  |
| 1.00  | 17259 | Field Station Maintenance | 202000 | 5111172000 | NR   | NR    | 2,059     |  |
| 1.00  | 17256 | Field Station Maintenance | 202000 | 5210173100 | NR   | NR    | 9,991     |  |

OPERATIONS & MAINTENANCE

CO03 FIELD STATION MAINTENANCE

| Qty   | Item  | Name   | Fund   | FundCenter | Fund Prg | Grant | Amount    |
|-------|-------|--|--------|------------|----------|-------|-----------|
| 1.00  | 17258 | Field Station Maintenance                                  | 202000 | 5211174000 | NR       | NR    | 3,000     |
| 1.00  | 17251 | Field Station Maintenance                                  | 202000 | 5310175100 | NR       | NR    | 1,485     |
| 1.00  | 17250 | Field Station Maintenance                                  | 202000 | 5311176000 | NR       | NR    | 1,343     |
| 1.00  | 17249 | Field Station Maintenance                                  | 202000 | 5312177000 | NR       | NR    | 3,355     |
| 1.00  | 15964 | Field Station Maintenance                                  | 203000 | 5313301000 | NR       | NR    | 2,195     |
| 8.00  |       | Total 530405 - Cont Serv - Equipment Inspections           |        |            |          |       | \$28,428  |
| 1.00  | 24641 | Maintenance Repairs, Environmental                         | 202000 | 5111172000 | NR       | NR    | 5,000     |
| 1.00  |       | Total 530610 - Cont Serv - Maint and Repairs Environmental |        |            |          |       | \$5,000   |
| 1.00  | 17406 | Field Station Maintenance                                  | 202000 | 5110171100 | NR       | NR    | 28,997    |
| 1.00  | 17386 | Field Station Maintenance                                  | 202000 | 5111172000 | NR       | NR    | 12,292    |
| 1.00  | 17377 | Field Station Maintenance                                  | 202000 | 5210173100 | NR       | NR    | 28,575    |
| 1.00  | 17381 | Field Station Maintenance                                  | 202000 | 5211174000 | NR       | NR    | 9,121     |
| 1.00  | 17365 | Field Station Maintenance                                  | 202000 | 5310175100 | NR       | NR    | 45,754    |
| 1.00  | 17361 | Field Station Maintenance                                  | 202000 | 5311176000 | NR       | NR    | 6,496     |
| 1.00  | 17360 | Field Station Maintenance                                  | 202000 | 5312177000 | NR       | NR    | 13,223    |
| 1.00  | 15973 | Field Station Maintenance                                  | 203000 | 5313301000 | NR       | NR    | 8,345     |
| 8.00  |       | Total 530611 - Cont Serv - Maint and Repairs Equipment     |        |            |          |       | \$152,803 |
| 1.00  | 30646 | Field Station Maintenance                                  | 202000 | 5111172000 | NR       | NR    | 1,500     |
| 1.00  |       | Total 530700 - Cont Serv - Equipment Rentals               |        |            |          |       | \$1,500   |
| 1.00  | 100   | Uniform/Laundry  | 202000 | 5003170600 | NR       | NR    | 51,440    |
| 1.00  | 17370 | Field Station Maintenance                                  | 202000 | 5110171100 | NR       | NR    | 14,289    |
| 1.00  | 17416 | Field Station Maintenance                                  | 202000 | 5111172000 | NR       | NR    | 57,800    |
| 1.00  | 17410 | Field Station Maintenance                                  | 202000 | 5210173100 | NR       | NR    | 43,218    |
| 1.00  | 34120 | C43 S470 PS-CS General Maint.                              | 202002 | 5211174000 | NR       | 3011  | 3,000     |
| 1.00  | 34119 | C43 S476 PS-CS General Maint.                              | 202002 | 5211174000 | NR       | 3011  | 3,000     |
| 1.00  | 17413 | Field Station Maintenance                                  | 202000 | 5211174000 | NR       | NR    | 22,948    |
| 1.00  | 17401 | Field Station Maintenance                                  | 202000 | 5310175100 | NR       | NR    | 26,313    |
| 1.00  | 17399 | Field Station Maintenance                                  | 202000 | 5311176000 | NR       | NR    | 7,103     |
| 1.00  | 17398 | Field Station Maintenance                                  | 202000 | 5312177000 | NR       | NR    | 15,373    |
| 1.00  | 15976 | Field Station Maintenance                                  | 203000 | 5313301000 | NR       | NR    | 37,541    |
| 11.00 |       | Total 531100 - Cont Serv - General Maintenance             |        |            |          |       | \$282,025 |

OPERATIONS & MAINTENANCE

CO03 FIELD STATION MAINTENANCE

| Qty  | Item  | Name   | Fund   | FundCenter | Fund Prg | Grant | Amount    |
|------|-------|--|--------|------------|----------|-------|-----------|
| 1.00 | 17423 | Field Station Maintenance                          | 202000 | 5110171100 | NR       | NR    | 27,425    |
| 1.00 | 17426 | Field Station Maintenance                          | 202000 | 5111172000 | NR       | NR    | 7,960     |
| 1.00 | 17424 | Field Station Maintenance                          | 202000 | 5210173100 | NR       | NR    | 23,452    |
| 1.00 | 17425 | Field Station Maintenance                          | 202000 | 5211174000 | NR       | NR    | 17,500    |
| 1.00 | 17422 | Field Station Maintenance                          | 202000 | 5310175100 | NR       | NR    | 22,500    |
| 1.00 | 17421 | Field Station Maintenance                          | 202000 | 5311176000 | NR       | NR    | 15,000    |
| 1.00 | 17420 | Field Station Maintenance                          | 202000 | 5312177000 | NR       | NR    | 17,000    |
| 1.00 | 15977 | Field Station Maintenance                          | 203000 | 5313301000 | NR       | NR    | 20,600    |
| 8.00 |       | Total 531101 - Cont Serv - Janitorial Services     |        |            |          |       | \$151,437 |
| 1.00 | 17433 | Field Station Maintenance                          | 202000 | 5110171100 | NR       | NR    | 7,644     |
| 1.00 | 17439 | Field Station Maintenance                          | 202000 | 5111172000 | NR       | NR    | 9,586     |
| 1.00 | 17435 | Field Station Maintenance                          | 202000 | 5210173100 | NR       | NR    | 15,462    |
| 1.00 | 17437 | Field Station Maintenance                          | 202000 | 5211174000 | NR       | NR    | 5,687     |
| 1.00 | 17430 | Field Station Maintenance                          | 202000 | 5310175100 | NR       | NR    | 1,662     |
| 1.00 | 17429 | Field Station Maintenance                          | 202000 | 5311176000 | NR       | NR    | 5,388     |
| 1.00 | 17428 | Field Station Maintenance                          | 202000 | 5312177000 | NR       | NR    | 10,687    |
| 1.00 | 15978 | Field Station Maintenance                          | 203000 | 5313301000 | NR       | NR    | 2,000     |
| 8.00 |       | Total 531102 - Cont Serv - Security Services       |        |            |          |       | \$58,116  |
| 1.00 | 17452 | Field Station Maintenance                          | 202000 | 5110171100 | NR       | NR    | 10,971    |
| 1.00 | 17472 | Field Station Maintenance                          | 202000 | 5111172000 | NR       | NR    | 1,425     |
| 1.00 | 17461 | Field Station Maintenance                          | 202000 | 5210173100 | NR       | NR    | 26,349    |
| 1.00 | 17466 | Field Station Maintenance                          | 202000 | 5211174000 | NR       | NR    | 4,302     |
| 1.00 | 17447 | Field Station Maintenance                          | 202000 | 5310175100 | NR       | NR    | 8,000     |
| 1.00 | 17445 | Field Station Maintenance                          | 202000 | 5311176000 | NR       | NR    | 9,975     |
| 1.00 | 26008 | Field Station Maintenance                          | 202000 | 5312177000 | NR       | NR    | 7,500     |
| 1.00 | 15980 | Field Station Maintenance                          | 203000 | 5313301000 | NR       | NR    | 8,316     |
| 8.00 |       | Total 531103 - Cont Serv - Waste Disposal Services |        |            |          |       | \$76,838  |
| 1.00 | 17551 | Field Station Maintenance                          | 202000 | 5210173100 | NR       | NR    | 360       |
| 1.00 | 17543 | Field Station Maintenance                          | 202000 | 5310175100 | NR       | NR    | 360       |
| 1.00 | 17542 | Field Station Maintenance                          | 202000 | 5311176000 | NR       | NR    | 360       |
| 1.00 | 17538 | Field Station Maintenance                          | 202000 | 5312177000 | NR       | NR    | 360       |
| 4.00 |       | Total 541200 - Oper Expense - Liquid Propane Fuel  |        |            |          |       | \$1,440   |



OPERATIONS & MAINTENANCE

CO03 FIELD STATION MAINTENANCE

| Qty  | Item  | Name  | Fund   | FundCenter | Fund Prg | Grant | Amount    |
|------|-------|---|--------|------------|----------|-------|-----------|
| 1.00 | 17577 | Field Station Maintenance                                       | 202000 | 5110171100 | NR       | NR    | 1,844     |
| 1.00 | 17603 | Field Station Maintenance                                       | 202000 | 5111172000 | NR       | NR    | 1,291     |
| 1.00 | 17589 | Field Station Maintenance                                       | 202000 | 5210173100 | NR       | NR    | 2,743     |
| 1.00 | 17594 | Field Station Maintenance                                       | 202000 | 5211174000 | NR       | NR    | 11,442    |
| 1.00 | 17569 | Field Station Maintenance                                       | 202000 | 5310175100 | NR       | NR    | 1,456     |
| 1.00 | 17567 | Field Station Maintenance                                       | 202000 | 5311176000 | NR       | NR    | 597       |
| 1.00 | 17561 | Field Station Maintenance                                       | 202000 | 5312177000 | NR       | NR    | 3,114     |
| 1.00 | 15990 | Field Station Maintenance                                       | 203000 | 5313301000 | NR       | NR    | 2,256     |
| 8.00 |       | Total 541300 - Oper Expense - Construction Materials            |        |            |          |       | \$24,743  |
| 1.00 | 17647 | Field Station Maintenance                                       | 202000 | 5210173100 | NR       | NR    | 540       |
| 1.00 | 17645 | O&M Uniforms  | 202000 | 5210173100 | NR       | NR    | 270       |
| 1.00 | 17653 | O&M Uniforms  | 202000 | 5211174000 | NR       | NR    | 270       |
| 1.00 | 17622 | Field Station Maintenance                                       | 202000 | 5311176000 | NR       | NR    | 270       |
| 1.00 | 17618 | O&M Uniforms  | 202000 | 5311176000 | NR       | NR    | 270       |
| 1.00 | 26005 | Field Station Maintenance                                       | 202000 | 5312177000 | NR       | NR    | 27,500    |
| 6.00 |       | Total 541301 - Oper Expense - District Uniforms                 |        |            |          |       | \$29,120  |
| 1.00 | 17709 | Field Station Maintenance                                       | 202000 | 5210173100 | NR       | NR    | 20,125    |
| 1.00 | 17680 | Field Station Maintenance                                       | 202000 | 5311176000 | NR       | NR    | 674       |
| 1.00 | 26006 | Field Station Maintenance                                       | 202000 | 5312177000 | NR       | NR    | 6,000     |
| 3.00 |       | Total 541400 - Oper Expense - Tools/Equipment/PPE               |        |            |          |       | \$26,799  |
| 1.00 | 17837 | Field Station Maintenance                                       | 202000 | 5110171100 | NR       | NR    | 27,119    |
| 1.00 | 17856 | Field Station Maintenance                                       | 202000 | 5111172000 | NR       | NR    | 17,066    |
| 1.00 | 17846 | Field Station Maintenance                                       | 202000 | 5210173100 | NR       | NR    | 74,752    |
| 1.00 | 17850 | Field Station Maintenance                                       | 202000 | 5211174000 | NR       | NR    | 21,000    |
| 1.00 | 17832 | Field Station Maintenance                                       | 202000 | 5310175100 | NR       | NR    | 22,070    |
| 1.00 | 17831 | Field Station Maintenance                                       | 202000 | 5311176000 | NR       | NR    | 10,167    |
| 1.00 | 17827 | Field Station Maintenance                                       | 202000 | 5312177000 | NR       | NR    | 15,930    |
| 1.00 | 16013 | Field Station Maintenance                                       | 203000 | 5313301000 | NR       | NR    | 3,286     |
| 8.00 |       | Total 541503 - Oper Expense - Parts,Supp - Build & Ground Equip |        |            |          |       | \$191,390 |
| 1.00 | 17870 | Field Station Maintenance                                       | 202000 | 5110171100 | NR       | NR    | 6,403     |
| 1.00 | 17888 | Field Station Maintenance                                       | 202000 | 5111172000 | NR       | NR    | 6,510     |
| 1.00 | 17879 | Field Station Maintenance                                       | 202000 | 5210173100 | NR       | NR    | 13,130    |

OPERATIONS & MAINTENANCE

CO03 FIELD STATION MAINTENANCE

| Qty  | Item  | Name   | Fund   | FundCenter | Fund Prg | Grant | Amount   |
|------|-------|--|--------|------------|----------|-------|----------|
| 1.00 | 17883 | Field Station Maintenance  | 202000 | 5211174000 | NR       | NR    | 5,884    |
| 1.00 | 17865 | Field Station Maintenance  | 202000 | 5310175100 | NR       | NR    | 25,262   |
| 1.00 | 17864 | Field Station Maintenance  | 202000 | 5311176000 | NR       | NR    | 2,793    |
| 1.00 | 17859 | Field Station Maintenance  | 202000 | 5312177000 | NR       | NR    | 8,376    |
| 1.00 | 16015 | Field Station Maintenance  | 203000 | 5313301000 | NR       | NR    | 3,369    |
| 8.00 |       | Total 541505 - Oper Expense - Parts,Supp - Electrical/Electronic         |        |            |          |       | \$71,727 |
| 1.00 | 15753 | Field Station Maintenance  | 202000 | 5003170600 | NR       | NR    | 668      |
| 1.00 | 15646 | Field Station Maintenance  | 202000 | 5003170600 | NR       | NR    | 591      |
| 1.00 | 15749 | Field Station Maintenance  | 202000 | 5003170600 | NR       | NR    | 992      |
| 3.00 |       | Total 541510 - Oper Expense - Parts,Supp - Office                        |        |            |          |       | \$2,251  |
| 1.00 | 17912 | Field Station Maintenance  | 202000 | 5110171100 | NR       | NR    | 1,928    |
| 1.00 | 17930 | Field Station Maintenance  | 202000 | 5111172000 | NR       | NR    | 2,452    |
| 1.00 | 17921 | Field Station Maintenance  | 202000 | 5210173100 | NR       | NR    | 4,089    |
| 1.00 | 17925 | Field Station Maintenance  | 202000 | 5211174000 | NR       | NR    | 6,353    |
| 1.00 | 17908 | Field Station Maintenance  | 202000 | 5310175100 | NR       | NR    | 1,809    |
| 1.00 | 17906 | Field Station Maintenance  | 202000 | 5311176000 | NR       | NR    | 2,420    |
| 1.00 | 17903 | Field Station Maintenance  | 202000 | 5312177000 | NR       | NR    | 235      |
| 1.00 | 16018 | Field Station Maintenance  | 203000 | 5313301000 | NR       | NR    | 1,077    |
| 8.00 |       | Total 541511 - Oper Expense - Parts and Supplies Security Equipment      |        |            |          |       | \$20,363 |
| 1.00 | 26004 | Field Station Maintenance  | 202000 | 5312177000 | NR       | NR    | 25,100   |
| 1.00 |       | Total 541512 - Oper Expense - Parts and Supplies Water Control Structure |        |            |          |       | \$25,100 |
| 1.00 | 23039 | Field Station Maintenance  | 202000 | 5210173100 | NR       | NR    | 12,500   |
| 1.00 |       | Total 541514 - Oper Expense - Parts, Supp - Maint Supp Facility          |        |            |          |       | \$12,500 |
| 1.00 | 17965 | Field Station Maintenance  | 202000 | 5110171100 | NR       | NR    | 450      |
| 1.00 | 17982 | Field Station Maintenance  | 202000 | 5111172000 | NR       | NR    | 375      |
| 1.00 | 17974 | Field Station Maintenance  | 202000 | 5210173100 | NR       | NR    | 450      |
| 1.00 | 17978 | Field Station Maintenance  | 202000 | 5211174000 | NR       | NR    | 450      |
| 1.00 | 17959 | Field Station Maintenance  | 202000 | 5310175100 | NR       | NR    | 3,000    |
| 1.00 | 17957 | Field Station Maintenance  | 202000 | 5311176000 | NR       | NR    | 450      |
| 1.00 | 17951 | Field Station Maintenance  | 202000 | 5312177000 | NR       | NR    | 4,550    |

OPERATIONS & MAINTENANCE

CO03 FIELD STATION MAINTENANCE

| Qty  | Item  | Name  | Fund   | FundCenter | Fund Prg | Grant | Amount    |
|------|-------|---|--------|------------|----------|-------|-----------|
| 1.00 | 16021 | Field Station Maintenance                                       | 203000 | 5313301000 | NR       | NR    | 488       |
| 8.00 |       | Total 541600 - Oper Expense - Rent/Lease Equipment              |        |            |          |       | \$10,213  |
| 1.00 | 16084 | Storage Tanks Insurance Policy                                  | 601000 | 2114308300 | NR       | NR    | 5,000     |
| 1.00 | 12977 | Storage Tanks Insurance Policy                                  | 601000 | 2114308300 | NR       | NR    | 56,267    |
| 2.00 |       | Total 541830 - Oper Expense - Insurance Premiums Other Property |        |            |          |       | \$61,267  |
| 1.00 | 13665 | Assessment Fees New BCB Field Station                           | 203000 | 5314178000 | NR       | NR    | 500       |
| 1.00 |       | Total 543300 - Oper Expense - Other Fees                        |        |            |          |       | \$500     |
| 1.00 | 18033 | Field Station Maintenance                                       | 202000 | 5110171100 | NR       | NR    | 135       |
| 1.00 | 18035 | Field Station Maintenance                                       | 202000 | 5210173100 | NR       | NR    | 270       |
| 1.00 | 18038 | Field Station Maintenance                                       | 202000 | 5211174000 | NR       | NR    | 437       |
| 1.00 | 18031 | Field Station Maintenance                                       | 202000 | 5310175100 | NR       | NR    | 674       |
| 1.00 | 18029 | Field Station Maintenance                                       | 202000 | 5311176000 | NR       | NR    | 225       |
| 5.00 |       | Total 543301 - Oper Expense - Permits & Fees                    |        |            |          |       | \$1,741   |
| 1.00 | 15380 | Field Station Maintenance                                       | 202000 | 5110171100 | NR       | NR    | 46,500    |
| 1.00 | 15398 | Field Station Maintenance                                       | 202000 | 5111172000 | NR       | NR    | 48,000    |
| 1.00 | 15371 | Field Station Maintenance                                       | 202000 | 5210173100 | NR       | NR    | 80,000    |
| 1.00 | 15394 | Field Station Maintenance                                       | 202000 | 5211174000 | NR       | NR    | 12,958    |
| 1.00 | 15396 | Field Station Maintenance                                       | 202000 | 5310175100 | NR       | NR    | 31,000    |
| 1.00 | 15399 | Field Station Maintenance                                       | 202000 | 5311176000 | NR       | NR    | 32,000    |
| 1.00 | 15385 | Field Station Maintenance                                       | 202000 | 5312177000 | NR       | NR    | 32,500    |
| 1.00 | 35500 | BCB O&M Field Ops Increased Costs Elect                         | 203000 | 5313301000 | NR       | NR    | 20,000    |
| 1.00 | 15444 | Field Station Maintenance                                       | 203000 | 5313301000 | NR       | NR    | 18,800    |
| 9.00 |       | Total 543701 - Oper Expense - Electrical Service                |        |            |          |       | \$321,758 |
| 1.00 | 35520 | Field Station Maintenance                                       | 101410 | 5110171100 | NR       | NR    | 72        |
| 1.00 | 18063 | Field Station Maintenance                                       | 202000 | 5110171100 | NR       | NR    | 4,092     |
| 1.00 | 18069 | Field Station Maintenance                                       | 202000 | 5111172000 | NR       | NR    | 17,306    |
| 1.00 | 18065 | Field Station Maintenance                                       | 202000 | 5210173100 | NR       | NR    | 7,015     |
| 1.00 | 18067 | Field Station Maintenance                                       | 202000 | 5211174000 | NR       | NR    | 755       |
| 1.00 | 18062 | Field Station Maintenance                                       | 202000 | 5310175100 | NR       | NR    | 21,000    |
| 1.00 | 18061 | Field Station Maintenance                                       | 202000 | 5311176000 | NR       | NR    | 2,518     |

OPERATIONS & MAINTENANCE

CO03 FIELD STATION MAINTENANCE

| Qty  | Item  | Name                              | Fund   | FundCenter                           | Fund Prg | Grant | Amount      |
|------|-------|-----------------------------------|--------|--------------------------------------|----------|-------|-------------|
| 1.00 | 26007 | Field Station Maintenance         | 202000 | 5312177000                           | NR       | NR    | 7,800       |
| 8.00 |       | Total                             | 543702 | - Oper Expense - Water/Sewer Service |          |       | \$60,558    |
| 1.00 | 30647 | Field Station Maintenance-Freight | 202000 | 5111172000                           | NR       | NR    | 500         |
| 1.00 |       | Total                             | 543800 | - Oper Expense - Freight             |          |       | \$500       |
|      |       | Total                             |        | FIELD STATION MAINTENANCE            |          |       | \$2,955,770 |

OPERATIONS & MAINTENANCE

| CQ00 WATER MANAGEMENT SYSTEM & NAVD88 CONVERSION |       |   |      |            |          |       |           |
|--|-------|---|------|------------|----------|-------|-----------|
| Qty  | Item  | Name  | Fund | FundCenter | Fund Prg | Grant | Amount    |
| 1.30   | Total | 510100 - Salaries and Wages - Regular                     |      |            |          |       | \$138,602 |
| 1.30   | Total | 520900 - Fringe Benefits - FICA Taxes Employer Share      |      |            |          |       | \$10,602  |
| 1.30   | Total | 521010 - Fringe Benefits - FRS Retirement Contrib         |      |            |          |       | \$21,200  |
| 1.30   | Total | 521110 - Fringe Benefits - Medical Insurance              |      |            |          |       | \$22,731  |
| 1.30   | Total | 521120 - Fringe Benefits - Dental Insurance               |      |            |          |       | \$1,586   |
| 1.30   | Total | 521130 - Fringe Benefits - Vision Insurance               |      |            |          |       | \$180     |
| 1.30   | Total | 521140 - Fringe Benefits - Accidental Death Dismemberment |      |            |          |       | \$22      |
| 1.30   | Total | 521150 - Fringe Benefits - Long-Term Disability           |      |            |          |       | \$260     |
| 1.30   | Total | 521160 - Fringe Benefits - Life Insurance                 |      |            |          |       | \$335     |
|  | Total | WATER MANAGEMENT SYSTEM & NAVD88 CONVERSION               |      |            |          |       | \$195,518 |

OPERATIONS & MAINTENANCE

CU01 USACE SUPERVISORY PUMP OP

| Qty  | Item  | Name  | Fund | FundCenter | Fund Prg | Grant | Amount    |
|------|-------|---|------|------------|----------|-------|-----------|
| 1.30 | Total | 510100 - Salaries and Wages - Regular                     |      |            |          |       | \$115,980 |
| 1.30 | Total | 520900 - Fringe Benefits - FICA Taxes Employer Share      |      |            |          |       | \$8,873   |
| 1.30 | Total | 521010 - Fringe Benefits - FRS Retirement Contrib         |      |            |          |       | \$15,742  |
| 1.30 | Total | 521110 - Fringe Benefits - Medical Insurance              |      |            |          |       | \$22,256  |
| 1.30 | Total | 521120 - Fringe Benefits - Dental Insurance               |      |            |          |       | \$1,586   |
| 1.30 | Total | 521130 - Fringe Benefits - Vision Insurance               |      |            |          |       | \$179     |
| 1.30 | Total | 521140 - Fringe Benefits - Accidental Death Dismemberment |      |            |          |       | \$23      |
| 1.30 | Total | 521150 - Fringe Benefits - Long-Term Disability           |      |            |          |       | \$260     |
| 1.30 | Total | 521160 - Fringe Benefits - Life Insurance                 |      |            |          |       | \$335     |
|      | Total | USACE SUPERVISORY PUMP OP                                 |      |            |          |       | \$165,234 |

OPERATIONS & MAINTENANCE

CU02 USACE SUPERVIS PS MAINT

| Qty | Item  | Name  | Fund | FundCenter | Fund Prg | Grant | Amount   |
|-----|-------|---|------|------------|----------|-------|----------|
| .60 | Total | 510100 - Salaries and Wages - Regular                     |      |            |          |       | \$44,219 |
| .60 | Total | 520900 - Fringe Benefits - FICA Taxes Employer Share      |      |            |          |       | \$3,382  |
| .60 | Total | 521010 - Fringe Benefits - FRS Retirement Contrib         |      |            |          |       | \$6,000  |
| .60 | Total | 521110 - Fringe Benefits - Medical Insurance              |      |            |          |       | \$9,834  |
| .60 | Total | 521120 - Fringe Benefits - Dental Insurance               |      |            |          |       | \$732    |
| .60 | Total | 521130 - Fringe Benefits - Vision Insurance               |      |            |          |       | \$84     |
| .60 | Total | 521140 - Fringe Benefits - Accidental Death Dismemberment |      |            |          |       | \$12     |
| .60 | Total | 521150 - Fringe Benefits - Long-Term Disability           |      |            |          |       | \$120    |
| .60 | Total | 521160 - Fringe Benefits - Life Insurance                 |      |            |          |       | \$155    |
|     | Total | USACE SUPERVIS PS MAINT                                   |      |            |          |       | \$64,538 |

OPERATIONS & MAINTENANCE

CU03 USACE SUPERVIS PS REFURB

| Qty | Item  | Name  | Fund | FundCenter | Fund Prg | Grant | Amount   |
|-----|-------|---|------|------------|----------|-------|----------|
| .10 | Total | 510100 - Salaries and Wages - Regular                     |      |            |          |       | \$9,312  |
| .10 | Total | 520900 - Fringe Benefits - FICA Taxes Employer Share      |      |            |          |       | \$713    |
| .10 | Total | 521010 - Fringe Benefits - FRS Retirement Contrib         |      |            |          |       | \$1,263  |
| .10 | Total | 521110 - Fringe Benefits - Medical Insurance              |      |            |          |       | \$1,638  |
| .10 | Total | 521120 - Fringe Benefits - Dental Insurance               |      |            |          |       | \$122    |
| .10 | Total | 521130 - Fringe Benefits - Vision Insurance               |      |            |          |       | \$13     |
| .10 | Total | 521140 - Fringe Benefits - Accidental Death Dismemberment |      |            |          |       | \$1      |
| .10 | Total | 521150 - Fringe Benefits - Long-Term Disability           |      |            |          |       | \$20     |
| .10 | Total | 521160 - Fringe Benefits - Life Insurance                 |      |            |          |       | \$26     |
|     | Total | USACE SUPERVIS PS REFURB                                  |      |            |          |       | \$13,108 |



OPERATIONS & MAINTENANCE

CU04 USACE SUPERV O&M PRG SUPP

| Qty | Item  | Name  | Fund | FundCenter | Fund Prg | Grant | Amount   |
|-----|-------|---|------|------------|----------|-------|----------|
| .70 | Total | 510100 - Salaries and Wages - Regular                     |      |            |          |       | \$64,501 |
| .70 | Total | 520900 - Fringe Benefits - FICA Taxes Employer Share      |      |            |          |       | \$4,934  |
| .70 | Total | 521010 - Fringe Benefits - FRS Retirement Contrib         |      |            |          |       | \$8,753  |
| .70 | Total | 521110 - Fringe Benefits - Medical Insurance              |      |            |          |       | \$12,901 |
| .70 | Total | 521120 - Fringe Benefits - Dental Insurance               |      |            |          |       | \$854    |
| .70 | Total | 521130 - Fringe Benefits - Vision Insurance               |      |            |          |       | \$98     |
| .70 | Total | 521140 - Fringe Benefits - Accidental Death Dismemberment |      |            |          |       | \$14     |
| .70 | Total | 521150 - Fringe Benefits - Long-Term Disability           |      |            |          |       | \$140    |
| .70 | Total | 521160 - Fringe Benefits - Life Insurance                 |      |            |          |       | \$182    |
|     | Total | USACE SUPERV O&M PRG SUPP                                 |      |            |          |       | \$92,377 |

OPERATIONS & MAINTENANCE

CU05 USACE MONITORING HDM

| Qty | Item  | Name  | Fund | FundCenter | Fund Prg | Grant | Amount   |
|-----|-------|---|------|------------|----------|-------|----------|
| .40 | Total | 510100 - Salaries and Wages - Regular                     |      |            |          |       | \$22,674 |
| .40 | Total | 520900 - Fringe Benefits - FICA Taxes Employer Share      |      |            |          |       | \$1,736  |
| .40 | Total | 521010 - Fringe Benefits - FRS Retirement Contrib         |      |            |          |       | \$3,076  |
| .40 | Total | 521110 - Fringe Benefits - Medical Insurance              |      |            |          |       | \$6,556  |
| .40 | Total | 521120 - Fringe Benefits - Dental Insurance               |      |            |          |       | \$488    |
| .40 | Total | 521130 - Fringe Benefits - Vision Insurance               |      |            |          |       | \$56     |
| .40 | Total | 521140 - Fringe Benefits - Accidental Death Dismemberment |      |            |          |       | \$6      |
| .40 | Total | 521150 - Fringe Benefits - Long-Term Disability           |      |            |          |       | \$80     |
| .40 | Total | 521160 - Fringe Benefits - Life Insurance                 |      |            |          |       | \$97     |
|     | Total | USACE MONITORING HDM                                      |      |            |          |       | \$34,769 |

OPERATIONS & MAINTENANCE

| CU09 | USACE MOVEMENT OF WATER |                         |   |  | Fund | FundCenter | Fund Prg | Grant | Amount    |
|------|-------------------------|-------------------------|---|--|------|------------|----------|-------|-----------|
| Qty  | Item                    | Name                    |   |  |      |            |          |       |           |
| 1.10 | Total                   | 510100                  | - | Salaries and Wages - Regular                     |      |            |          |       | \$101,113 |
| 1.10 | Total                   | 520900                  | - | Fringe Benefits - FICA Taxes Employer Share      |      |            |          |       | \$7,736   |
| 1.10 | Total                   | 521010                  | - | Fringe Benefits - FRS Retirement Contrib         |      |            |          |       | \$13,722  |
| 1.10 | Total                   | 521110                  | - | Fringe Benefits - Medical Insurance              |      |            |          |       | \$18,029  |
| 1.10 | Total                   | 521120                  | - | Fringe Benefits - Dental Insurance               |      |            |          |       | \$1,342   |
| 1.10 | Total                   | 521130                  | - | Fringe Benefits - Vision Insurance               |      |            |          |       | \$154     |
| 1.10 | Total                   | 521140                  | - | Fringe Benefits - Accidental Death Dismemberment |      |            |          |       | \$20      |
| 1.10 | Total                   | 521150                  | - | Fringe Benefits - Long-Term Disability           |      |            |          |       | \$220     |
| 1.10 | Total                   | 521160                  | - | Fringe Benefits - Life Insurance                 |      |            |          |       | \$278     |
|      | Total                   | USACE MOVEMENT OF WATER |   |  |      |            |          |       | \$142,614 |

OPERATIONS & MAINTENANCE

| CV01 | PUMPING OPERATIONS - FLEET |                            |        |  | Fund   | FundCenter | Fund Prg | Grant | Amount   |
|------|----------------------------|----------------------------|--------|--|--------|------------|----------|-------|----------|
| Qty  | Item                       | Name                       |        |  |        |            |          |       |          |
| .60  |                            | Total                      | 510100 | - Salaries and Wages - Regular                     |        |            |          |       | \$36,089 |
| .60  |                            | Total                      | 520900 | - Fringe Benefits - FICA Taxes Employer Share      |        |            |          |       | \$2,761  |
| .60  |                            | Total                      | 521010 | - Fringe Benefits - FRS Retirement Contrib         |        |            |          |       | \$4,897  |
| .60  |                            | Total                      | 521110 | - Fringe Benefits - Medical Insurance              |        |            |          |       | \$9,830  |
| .60  |                            | Total                      | 521120 | - Fringe Benefits - Dental Insurance               |        |            |          |       | \$732    |
| .60  |                            | Total                      | 521130 | - Fringe Benefits - Vision Insurance               |        |            |          |       | \$82     |
| .60  |                            | Total                      | 521140 | - Fringe Benefits - Accidental Death Dismemberment |        |            |          |       | \$7      |
| .60  |                            | Total                      | 521150 | - Fringe Benefits - Long-Term Disability           |        |            |          |       | \$120    |
| .60  |                            | Total                      | 521160 | - Fringe Benefits - Life Insurance                 |        |            |          |       | \$152    |
| 1.00 | 17322                      | Pumping Operations - Fleet |        |  | 202000 | 5110171100 | NR       | NR    | 6,291    |
| 1.00 | 17341                      | Pumping Operations - Fleet |        |  | 202000 | 5210173100 | NR       | NR    | 4,438    |
| 1.00 | 17299                      | Pumping Operations - Fleet |        |  | 202000 | 5311176000 | NR       | NR    | 2,862    |
| 1.00 | 17297                      | Pumping Operations - Fleet |        |  | 202000 | 5312177000 | NR       | NR    | 3,958    |
| 1.00 | 15971                      | Pumping Operations - Fleet |        |  | 203000 | 5313301000 | NR       | NR    | 3,800    |
| 5.00 |                            | Total                      | 530608 | - Cont Serv - Maint & Repairs - Vehicles           |        |            |          |       | \$21,349 |
| 1.00 | 15428                      | Pumping Operations - Fleet |        |  | 202000 | 5110171100 | NR       | NR    | 15,080   |
| 1.00 | 15446                      | Pumping Operations - Fleet |        |  | 202000 | 5210173100 | NR       | NR    | 19,013   |
| 1.00 | 15388                      | Pumping Operations - Fleet |        |  | 202000 | 5312177000 | NR       | NR    | 6,770    |
| 3.00 |                            | Total                      | 540030 | - Oper Expense - Inventory Other Fuels             |        |            |          |       | \$40,863 |
| 1.00 | 17780                      | Pumping Operations - Fleet |        |  | 202000 | 5110171100 | NR       | NR    | 11,170   |
| 1.00 | 17802                      | Pumping Operations - Fleet |        |  | 202000 | 5210173100 | NR       | NR    | 7,891    |
| 1.00 | 17753                      | Pumping Operations - Fleet |        |  | 202000 | 5311176000 | NR       | NR    | 10,614   |
| 1.00 | 17751                      | Pumping Operations - Fleet |        |  | 202000 | 5312177000 | NR       | NR    | 8,221    |

OPERATIONS & MAINTENANCE

CV01 PUMPING OPERATIONS - FLEET

| Qty  | Item  | Name   | Fund   | FundCenter | Fund Prg | Grant | Amount    |
|------|-------|--|--------|------------|----------|-------|-----------|
| 1.00 | 16011 | Pumping Operations - Fleet                       | 203000 | 5313301000 | NR       | NR    | 9,358     |
| 5.00 |       | Total 541502 - Oper Expense - Parts,Supp - Fleet |        |            |          |       | \$47,254  |
| 1.00 | 13687 | Attractive Items                                 | 202000 | 5005170400 | NR       | NR    | 12,000    |
| 1.00 |       | Total 541590 - Oper Expense - Attractive Items   |        |            |          |       | \$12,000  |
|      |       | Total PUMPING OPERATIONS - FLEET                 |        |            |          |       | \$176,136 |

OPERATIONS & MAINTENANCE

| CV02 | CONSTRUCTION - FLEET |   | Fund   | FundCenter | Fund Prg | Grant | Amount    |
|------|----------------------|---|--------|------------|----------|-------|-----------|
| Qty  | Item                 | Name  |        |            |          |       |           |
| .30  | Total                | 510100 - Salaries and Wages - Regular                     |        |            |          |       | \$16,673  |
| .30  | Total                | 520900 - Fringe Benefits - FICA Taxes Employer Share      |        |            |          |       | \$1,275   |
| .30  | Total                | 521010 - Fringe Benefits - FRS Retirement Contrib         |        |            |          |       | \$2,263   |
| .30  | Total                | 521110 - Fringe Benefits - Medical Insurance              |        |            |          |       | \$4,917   |
| .30  | Total                | 521120 - Fringe Benefits - Dental Insurance               |        |            |          |       | \$366     |
| .30  | Total                | 521130 - Fringe Benefits - Vision Insurance               |        |            |          |       | \$42      |
| .30  | Total                | 521140 - Fringe Benefits - Accidental Death Dismemberment |        |            |          |       | \$5       |
| .30  | Total                | 521150 - Fringe Benefits - Long-Term Disability           |        |            |          |       | \$60      |
| .30  | Total                | 521160 - Fringe Benefits - Life Insurance                 |        |            |          |       | \$76      |
| 1.00 | 17316                | Construction - Fleet                                      | 202000 | 5110171100 | NR       | NR    | 35,026    |
| 1.00 | Total                | 530608 - Cont Serv - Maint & Repairs - Vehicles           |        |            |          |       | \$35,026  |
| 1.00 | 15434                | Construction  | 202000 | 5110171100 | NR       | NR    | 26,024    |
| 1.00 | Total                | 540030 - Oper Expense - Inventory Other Fuels             |        |            |          |       | \$26,024  |
| 1.00 | 17773                | Construction - Fleet                                      | 202000 | 5110171100 | NR       | NR    | 30,901    |
| 1.00 | Total                | 541502 - Oper Expense - Parts,Supp - Fleet                |        |            |          |       | \$30,901  |
|      | Total                | CONSTRUCTION - FLEET                                      |        |            |          |       | \$117,628 |

OPERATIONS & MAINTENANCE

| CV03 | STRUCTURE MAINTENANCE - FLEET |   |        |  | Fund   | FundCenter | Fund Prg | Grant | Amount    |
|------|-------------------------------|---|--------|--|--------|------------|----------|-------|-----------|
| Qty  | Item                          | Name                                    |        |  |        |            |          |       |           |
| 4.55 |                               | Total                                   | 510100 | - Salaries and Wages - Regular                     |        |            |          |       | \$255,895 |
| 4.55 |                               | Total                                   | 520900 | - Fringe Benefits - FICA Taxes Employer Share      |        |            |          |       | \$19,576  |
| 4.55 |                               | Total                                   | 521010 | - Fringe Benefits - FRS Retirement Contrib         |        |            |          |       | \$35,257  |
| 4.55 |                               | Total                                   | 521110 | - Fringe Benefits - Medical Insurance              |        |            |          |       | \$74,556  |
| 4.55 |                               | Total                                   | 521120 | - Fringe Benefits - Dental Insurance               |        |            |          |       | \$5,551   |
| 4.55 |                               | Total                                   | 521130 | - Fringe Benefits - Vision Insurance               |        |            |          |       | \$624     |
| 4.55 |                               | Total                                   | 521140 | - Fringe Benefits - Accidental Death Dismemberment |        |            |          |       | \$69      |
| 4.55 |                               | Total                                   | 521150 | - Fringe Benefits - Long-Term Disability           |        |            |          |       | \$910     |
| 4.55 |                               | Total                                   | 521160 | - Fringe Benefits - Life Insurance                 |        |            |          |       | \$1,137   |
| 1.00 | 34491                         | Kiss Rest-S-65DX1 - Vehicle Maintenance |        |  | 202000 | 5110171100 | NR       | NR    | 1,000     |
| 1.00 | 34492                         | Kiss Rest-S-65DX2 - Vehicle Maintenance |        |  | 202000 | 5110171100 | NR       | NR    | 1,000     |
| 1.00 | 34493                         | Kiss Rest-S-67 - Vehicle Maintenance    |        |  | 202000 | 5110171100 | NR       | NR    | 1,000     |
| 1.00 | 34494                         | Kiss Rest-S-67A - Vehicle Maintenance   |        |  | 202000 | 5110171100 | NR       | NR    | 1,000     |
| 1.00 | 34495                         | Kiss Rest-S-68A - Vehicle Maintenance   |        |  | 202000 | 5110171100 | NR       | NR    | 1,000     |
| 1.00 | 34496                         | Kiss Rest-S-83A - Vehicle Maintenance   |        |  | 202000 | 5110171100 | NR       | NR    | 1,000     |
| 1.00 | 34497                         | Kiss Rest-S-84A - Vehicle Maintenance   |        |  | 202000 | 5110171100 | NR       | NR    | 1,000     |
| 1.00 | 35129                         | Lksd R STA PH1 N-Vehicle Maintenance    |        |  | 202000 | 5110171100 | NR       | NR    | 10,000    |
| 1.00 | 35381                         | Lksd R STA PH2 S-Vehicle Maint.         |        |  | 202000 | 5110171100 | NR       | NR    | 4,000     |
| 1.00 | 17321                         | Structure Maintenance - Fleet           |        |  | 202000 | 5110171100 | NR       | NR    | 29,614    |
| 1.00 | 17359                         | Structure Maintenance - Fleet           |        |  | 202000 | 5111172000 | NR       | NR    | 13,004    |
| 1.00 | 17339                         | Structure Maintenance - Fleet           |        |  | 202000 | 5210173100 | NR       | NR    | 23,066    |
| 1.00 | 17351                         | Structure Maintenance - Fleet           |        |  | 202000 | 5211174000 | NR       | NR    | 11,362    |
| 1.00 | 17310                         | Structure Maintenance - Fleet           |        |  | 202000 | 5310175100 | NR       | NR    | 15,559    |
| 1.00 | 34096                         | BBCW L31E #3-Fleet Repairs              |        |  | 202002 | 5311176000 | NR       | NR    | 2,625     |
| 1.00 | 17306                         | Structure Maintenance - Fleet           |        |  | 202000 | 5311176000 | NR       | NR    | 10,302    |

OPERATIONS & MAINTENANCE

CV03 STRUCTURE MAINTENANCE - FLEET

| Qty   | Item  | Name  | Fund   | FundCenter | Fund Prg | Grant | Amount    |
|-------|-------|---|--------|------------|----------|-------|-----------|
| 1.00  | 17296 | Structure Maintenance - Fleet                         | 202000 | 5312177000 | NR       | NR    | 7,282     |
| 1.00  | 15970 | Structure Maintenance - Fleet                         | 203000 | 5313301000 | NR       | NR    | 3,240     |
| 18.00 |       | Total 530608 - Cont Serv - Maint & Repairs - Vehicles |        |            |          |       | \$137,054 |
| 1.00  | 15393 | Structure Maintenance - Fleet                         | 202000 | 5110171100 | NR       | NR    | 30,695    |
| 1.00  | 15377 | Structure Maintenance - Fleet                         | 202000 | 5111172000 | NR       | NR    | 22,000    |
| 1.00  | 15412 | Structure Maintenance - Fleet                         | 202000 | 5210173100 | NR       | NR    | 47,533    |
| 1.00  | 15421 | Structure Maintenance - Fleet                         | 202000 | 5211174000 | NR       | NR    | 37,466    |
| 1.00  | 15426 | Structure Maintenance - Fleet                         | 202000 | 5310175100 | NR       | NR    | 37,681    |
| 1.00  | 15403 | Structure Maintenance - Fleet                         | 202000 | 5311176000 | NR       | NR    | 21,463    |
| 1.00  | 15423 | Structure Maintenance - Fleet                         | 202000 | 5312177000 | NR       | NR    | 28,811    |
| 7.00  |       | Total 540030 - Oper Expense - Inventory Other Fuels   |        |            |          |       | \$225,649 |
| 1.00  | 35301 | Lksd R STA PH2 S-Fleet/Equip Maint                    | 202000 | 5110171100 | NR       | NR    | 7,350     |
| 1.00  | 17779 | Structure Maintenance - Fleet                         | 202000 | 5110171100 | NR       | NR    | 27,266    |
| 1.00  | 17825 | Structure Maintenance - Fleet                         | 202000 | 5111172000 | NR       | NR    | 11,000    |
| 1.00  | 17800 | Structure Maintenance - Fleet                         | 202000 | 5210173100 | NR       | NR    | 36,647    |
| 1.00  | 17814 | Structure Maintenance - Fleet                         | 202000 | 5211174000 | NR       | NR    | 15,688    |
| 1.00  | 17765 | Structure Maintenance - Fleet                         | 202000 | 5310175100 | NR       | NR    | 31,927    |
| 1.00  | 34230 | BBCW L31E #3-P&S Fleet                                | 202002 | 5311176000 | NR       | NR    | 2,000     |
| 1.00  | 17762 | Structure Maintenance - Fleet                         | 202000 | 5311176000 | NR       | NR    | 18,420    |
| 1.00  | 17750 | Structure Maintenance - Fleet                         | 202000 | 5312177000 | NR       | NR    | 15,835    |
| 1.00  | 16010 | Structure Maintenance - Fleet                         | 203000 | 5313301000 | NR       | NR    | 4,680     |
| 10.00 |       | Total 541502 - Oper Expense - Parts,Supp - Fleet      |        |            |          |       | \$170,813 |
|       |       | Total STRUCTURE MAINTENANCE - FLEET                   |        |            |          |       | \$927,091 |



OPERATIONS & MAINTENANCE

CV04 PUMP STATION MAINTENANCE - FLEET

| Qty  | Item  | Name  | Fund   | FundCenter | Fund Prg | Grant | Amount   |
|------|-------|---|--------|------------|----------|-------|----------|
| .80  | Total | 510100 - Salaries and Wages - Regular                     |        |            |          |       | \$43,900 |
| .80  | Total | 520900 - Fringe Benefits - FICA Taxes Employer Share      |        |            |          |       | \$3,359  |
| .80  | Total | 521010 - Fringe Benefits - FRS Retirement Contrib         |        |            |          |       | \$5,958  |
| .80  | Total | 521110 - Fringe Benefits - Medical Insurance              |        |            |          |       | \$13,109 |
| .80  | Total | 521120 - Fringe Benefits - Dental Insurance               |        |            |          |       | \$976    |
| .80  | Total | 521130 - Fringe Benefits - Vision Insurance               |        |            |          |       | \$109    |
| .80  | Total | 521140 - Fringe Benefits - Accidental Death Dismemberment |        |            |          |       | \$11     |
| .80  | Total | 521150 - Fringe Benefits - Long-Term Disability           |        |            |          |       | \$160    |
| .80  | Total | 521160 - Fringe Benefits - Life Insurance                 |        |            |          |       | \$197    |
| 1.00 | 34966 | Lksd R STA PH1 N-Vehicle Maintenance                      | 202000 | 5110171100 | NR       | NR    | 30,000   |
| 1.00 | 35406 | Lksd R STA PH2 S-Vehicle Maintenance                      | 202000 | 5110171100 | NR       | NR    | 4,500    |
| 1.00 | 35382 | Lksd R STA S191A-(191A) Vehicle Maint                     | 202000 | 5110171100 | NR       | NR    | 4,000    |
| 1.00 | 17323 | Pump Station Maintenance - Fleet                          | 202000 | 5110171100 | NR       | NR    | 1,258    |
| 1.00 | 17342 | Pump Station Maintenance - Fleet                          | 202000 | 5210173100 | NR       | NR    | 6,219    |
| 1.00 | 17353 | Pump Station Maintenance - Fleet                          | 202000 | 5211174000 | NR       | NR    | 1,748    |
| 1.00 | 34444 | C111 SD #8-Maint & Repair                                 | 202000 | 5311176000 | NR       | NR    | 750      |
| 1.00 | 17300 | Pump Station Maintenance - Fleet                          | 202000 | 5311176000 | NR       | NR    | 572      |
| 1.00 | 17298 | Pump Station Maintenance - Fleet                          | 202000 | 5312177000 | NR       | NR    | 3,163    |
| 9.00 | Total | 530608 - Cont Serv - Maint & Repairs - Vehicles           |        |            |          |       | \$52,210 |
| 1.00 | 15433 | Pump Station Maintenance - Fleet                          | 202000 | 5110171100 | NR       | NR    | 4,004    |
| 1.00 | 15418 | Pump Station Maintenance - Fleet                          | 202000 | 5210173100 | NR       | NR    | 25,351   |
| 1.00 | 15422 | Pump Station Maintenance - Fleet                          | 202000 | 5211174000 | NR       | NR    | 7,349    |
| 1.00 | 15425 | Pump Station Maintenance - Fleet                          | 202000 | 5311176000 | NR       | NR    | 9,199    |
| 1.00 | 15437 | Pump Station Maintenance - Fleet                          | 202000 | 5312177000 | NR       | NR    | 39,652   |
| 5.00 | Total | 540030 - Oper Expense - Inventory Other Fuels             |        |            |          |       | \$85,555 |

OPERATIONS & MAINTENANCE

CV04 PUMP STATION MAINTENANCE - FLEET

| Qty  | Item  | Name                               | Fund   | FundCenter                          | Fund Prg | Grant | Amount    |
|------|-------|------------------------------------|--------|-------------------------------------|----------|-------|-----------|
| 1.00 | 35155 | Lksd R STA PH1 N-Fleet/Equip Maint | 202000 | 5110171100                          | NR       | NR    | 11,000    |
| 1.00 | 17781 | Pump Station Maintenance - Fleet   | 202000 | 5110171100                          | NR       | NR    | 2,401     |
| 1.00 | 17803 | Pump Station Maintenance - Fleet   | 202000 | 5210173100                          | NR       | NR    | 6,245     |
| 1.00 | 17816 | Pump Station Maintenance - Fleet   | 202000 | 5211174000                          | NR       | NR    | 3,216     |
| 1.00 | 17754 | Pump Station Maintenance - Fleet   | 202000 | 5311176000                          | NR       | NR    | 367       |
| 1.00 | 17752 | Pump Station Maintenance - Fleet   | 202000 | 5312177000                          | NR       | NR    | 5,759     |
| 6.00 |       | Total                              | 541502 | - Oper Expense - Parts,Supp - Fleet |          |       | \$28,988  |
|      |       | Total                              |        | PUMP STATION MAINTENANCE - FLEET    |          |       | \$234,532 |

OPERATIONS & MAINTENANCE

CV05 LEVEE MAINTENANCE - FLEET

| Qty  | Item  | Name  | Fund   | FundCenter | Fund Prg | Grant | Amount    |
|------|-------|---|--------|------------|----------|-------|-----------|
| 9.45 | Total | 510100 - Salaries and Wages - Regular                     |        |            |          |       | \$560,694 |
| 9.45 | Total | 520900 - Fringe Benefits - FICA Taxes Employer Share      |        |            |          |       | \$42,894  |
| 9.45 | Total | 521010 - Fringe Benefits - FRS Retirement Contrib         |        |            |          |       | \$80,707  |
| 9.45 | Total | 521110 - Fringe Benefits - Medical Insurance              |        |            |          |       | \$154,842 |
| 9.45 | Total | 521120 - Fringe Benefits - Dental Insurance               |        |            |          |       | \$11,529  |
| 9.45 | Total | 521130 - Fringe Benefits - Vision Insurance               |        |            |          |       | \$1,296   |
| 9.45 | Total | 521140 - Fringe Benefits - Accidental Death Dismemberment |        |            |          |       | \$141     |
| 9.45 | Total | 521150 - Fringe Benefits - Long-Term Disability           |        |            |          |       | \$1,890   |
| 9.45 | Total | 521160 - Fringe Benefits - Life Insurance                 |        |            |          |       | \$2,347   |
| 1.00 | 12417 | Levee Maintenance - Fleet                                 | 202000 | 5110171100 | NR       | NR    | 4,500     |
| 1.00 | Total | 530405 - Cont Serv - Equipment Inspections                |        |            |          |       | \$4,500   |
| 1.00 | 17313 | Levee Maintenance - Fleet                                 | 202000 | 5110171100 | NR       | NR    | 91,824    |
| 1.00 | 17354 | Levee Maintenance - Fleet                                 | 202000 | 5111172000 | NR       | NR    | 30,000    |
| 1.00 | 17334 | Levee Maintenance - Fleet                                 | 202000 | 5210173100 | NR       | NR    | 24,424    |
| 1.00 | 17343 | Levee Maintenance - Fleet                                 | 202000 | 5211174000 | NR       | NR    | 16,169    |
| 1.00 | 17302 | Levee Maintenance - Fleet                                 | 202000 | 5310175100 | NR       | NR    | 24,446    |
| 1.00 | 17301 | Levee Maintenance - Fleet                                 | 202000 | 5311176000 | NR       | NR    | 35,452    |
| 1.00 | 17286 | Levee Maintenance - Fleet                                 | 202000 | 5312177000 | NR       | NR    | 19,711    |
| 1.00 | 15969 | Levee Maintenance - Fleet                                 | 203000 | 5313301000 | NR       | NR    | 27,638    |
| 8.00 | Total | 530608 - Cont Serv - Maint & Repairs - Vehicles           |        |            |          |       | \$269,664 |
| 1.00 | 15597 | Levee Maintenance - Fleet                                 | 202000 | 5110171100 | NR       | NR    | 31,764    |
| 1.00 | 15378 | Levee Maintenance   | 202000 | 5111172000 | NR       | NR    | 55,000    |
| 1.00 | 15598 | Levee Maintenance - Fleet                                 | 202000 | 5210173100 | NR       | NR    | 60,912    |

OPERATIONS & MAINTENANCE

CV05 LEVEE MAINTENANCE - FLEET

| Qty  | Item  | Name   | Fund   | FundCenter | Fund Prg | Grant | Amount      |
|------|-------|--|--------|------------|----------|-------|-------------|
| 1.00 | 15392 | Levee Maintenance - Fleet                                  | 202000 | 5211174000 | NR       | NR    | 75,653      |
| 1.00 | 15427 | Levee Maintenance -Fleet                                   | 202000 | 5310175100 | NR       | NR    | 48,314      |
| 1.00 | 15596 | Levee Maintenance - Fleet                                  | 202000 | 5311176000 | NR       | NR    | 38,306      |
| 1.00 | 15395 | Levee Maintenance - Fleet                                  | 202000 | 5312177000 | NR       | NR    | 50,087      |
| 7.00 |       | Total 540030 - Oper Expense - Inventory Other Fuels        |        |            |          |       | \$360,036   |
| 1.00 | 26019 | Levee Maintenance - Fleet                                  | 202000 | 5210173100 | NR       | NR    | 4,000       |
| 1.00 |       | Total 540050 - Oper Expense - Inventory Parts and Supplies |        |            |          |       | \$4,000     |
| 1.00 | 34128 | Allapattah Rest-Fleet/Equip Maint                          | 202000 | 5110171100 | NR       | NR    | 3,000       |
| 1.00 | 17769 | Levee Maintenance - Fleet                                  | 202000 | 5110171100 | NR       | NR    | 86,240      |
| 1.00 | 17818 | Levee Maintenance - Fleet                                  | 202000 | 5111172000 | NR       | NR    | 19,500      |
| 1.00 | 17794 | Levee Maintenance - Fleet                                  | 202000 | 5210173100 | NR       | NR    | 63,074      |
| 1.00 | 17805 | Levee Maintenance - Fleet                                  | 202000 | 5211174000 | NR       | NR    | 29,425      |
| 1.00 | 17758 | Levee Maintenance - Fleet                                  | 202000 | 5310175100 | NR       | NR    | 38,862      |
| 1.00 | 17756 | Levee Maintenance - Fleet                                  | 202000 | 5311176000 | NR       | NR    | 46,977      |
| 1.00 | 17740 | Levee Maintenance - Fleet                                  | 202000 | 5312177000 | NR       | NR    | 29,027      |
| 1.00 | 16009 | Levee Maintenance - Fleet                                  | 203000 | 5313301000 | NR       | NR    | 32,224      |
| 9.00 |       | Total 541502 - Oper Expense - Parts,Supp - Fleet           |        |            |          |       | \$348,329   |
| 1.00 | 34855 | IRL S C23/C24 STA-1.75T 4WD (Fleet Tech)                   | 402000 | 5005170400 | NR       | NR    | 157,500     |
| 1.00 |       | Total 589500 - Capital Outlay - Vehicles                   |        |            |          |       | \$157,500   |
|      |       | Total LEVEE MAINTENANCE - FLEET                            |        |            |          |       | \$2,000,369 |

OPERATIONS & MAINTENANCE

| CV07 | DREDGING - FLEET |   | Fund   | FundCenter | Fund Prg | Grant | Amount   |
|------|------------------|---|--------|------------|----------|-------|----------|
| Qty  | Item             | Name  |        |            |          |       |          |
| .65  | Total            | 510100 - Salaries and Wages - Regular                     |        |            |          |       | \$34,605 |
| .65  | Total            | 520900 - Fringe Benefits - FICA Taxes Employer Share      |        |            |          |       | \$2,649  |
| .65  | Total            | 521010 - Fringe Benefits - FRS Retirement Contrib         |        |            |          |       | \$4,695  |
| .65  | Total            | 521110 - Fringe Benefits - Medical Insurance              |        |            |          |       | \$10,652 |
| .65  | Total            | 521120 - Fringe Benefits - Dental Insurance               |        |            |          |       | \$793    |
| .65  | Total            | 521130 - Fringe Benefits - Vision Insurance               |        |            |          |       | \$90     |
| .65  | Total            | 521140 - Fringe Benefits - Accidental Death Dismemberment |        |            |          |       | \$9      |
| .65  | Total            | 521150 - Fringe Benefits - Long-Term Disability           |        |            |          |       | \$130    |
| .65  | Total            | 521160 - Fringe Benefits - Life Insurance                 |        |            |          |       | \$156    |
| 1.00 | 17315            | Dredging - Fleet  | 202000 | 5110171100 | NR       | NR    | 630      |
| 1.00 | Total            | 530608 - Cont Serv - Maint & Repairs - Vehicles           |        |            |          |       | \$630    |
| 1.00 | 17772            | Dredging - Fleet  | 202000 | 5110171100 | NR       | NR    | 5,110    |
| 1.00 | Total            | 541502 - Oper Expense - Parts,Supp - Fleet                |        |            |          |       | \$5,110  |
|      | Total            | DREDGING - FLEET  |        |            |          |       | \$59,519 |

OPERATIONS & MAINTENANCE

| CV08 | TELEMETRY MAINTENANCE - FLEET |                               |                               |  | Fund | FundCenter | Fund Prg | Grant | Amount   |           |
|------|-------------------------------|-------------------------------|-------------------------------|--|------|------------|----------|-------|----------|-----------|
| Qty  | Item                          | Name                          |                               |  |      |            |          |       |          |           |
| .40  |                               | Total                         | 510100                        | - Salaries and Wages - Regular                     |      |            |          |       | \$21,043 |           |
| .40  |                               | Total                         | 520900                        | - Fringe Benefits - FICA Taxes Employer Share      |      |            |          |       | \$1,609  |           |
| .40  |                               | Total                         | 521010                        | - Fringe Benefits - FRS Retirement Contrib         |      |            |          |       | \$2,853  |           |
| .40  |                               | Total                         | 521110                        | - Fringe Benefits - Medical Insurance              |      |            |          |       | \$6,554  |           |
| .40  |                               | Total                         | 521120                        | - Fringe Benefits - Dental Insurance               |      |            |          |       | \$488    |           |
| .40  |                               | Total                         | 521130                        | - Fringe Benefits - Vision Insurance               |      |            |          |       | \$57     |           |
| .40  |                               | Total                         | 521140                        | - Fringe Benefits - Accidental Death Dismemberment |      |            |          |       | \$3      |           |
| .40  |                               | Total                         | 521150                        | - Fringe Benefits - Long-Term Disability           |      |            |          |       | \$80     |           |
| .40  |                               | Total                         | 521160                        | - Fringe Benefits - Life Insurance                 |      |            |          |       | \$99     |           |
| 1.00 | 17320                         | Telemetry Maintenance - Fleet | 202000                        | 5110171100   | NR   | NR         |          |       | 8,807    |           |
| 1.00 | 17338                         | Telemetry Maintenance - Fleet | 202000                        | 5210173100   | NR   | NR         |          |       | 8,232    |           |
| 2.00 |                               | Total                         | 530608                        | - Cont Serv - Maint & Repairs - Vehicles           |      |            |          |       | \$17,039 |           |
| 1.00 | 15411                         | Telemetry Maintenance - Fleet | 202000                        | 5110171100   | NR   | NR         |          |       | 20,018   |           |
| 1.00 | 15419                         | Telemetry Maintenance - Fleet | 202000                        | 5210173100   | NR   | NR         |          |       | 58,446   |           |
| 2.00 |                               | Total                         | 540030                        | - Oper Expense - Inventory Other Fuels             |      |            |          |       | \$78,464 |           |
| 1.00 | 17778                         | Telemetry Maintenance - Fleet | 202000                        | 5110171100   | NR   | NR         |          |       | 15,555   |           |
| 1.00 | 17799                         | Telemetry Maintenance - Fleet | 202000                        | 5210173100   | NR   | NR         |          |       | 32,200   |           |
| 2.00 |                               | Total                         | 541502                        | - Oper Expense - Parts,Supp - Fleet                |      |            |          |       | \$47,755 |           |
|      |                               | Total                         | TELEMETRY MAINTENANCE - FLEET |  |      |            |          |       |          | \$176,044 |

OPERATIONS & MAINTENANCE

CV09 AQUATIC PLANT CONTROL - FLEET

| Qty  | Item  | Name  | Fund   | FundCenter | Fund Prg | Grant | Amount    |
|------|-------|---|--------|------------|----------|-------|-----------|
| 5.35 | Total | 510100 - Salaries and Wages - Regular                     |        |            |          |       | \$294,988 |
| 5.35 | Total | 520900 - Fringe Benefits - FICA Taxes Employer Share      |        |            |          |       | \$22,568  |
| 5.35 | Total | 521010 - Fringe Benefits - FRS Retirement Contrib         |        |            |          |       | \$40,033  |
| 5.35 | Total | 521110 - Fringe Benefits - Medical Insurance              |        |            |          |       | \$87,665  |
| 5.35 | Total | 521120 - Fringe Benefits - Dental Insurance               |        |            |          |       | \$6,527   |
| 5.35 | Total | 521130 - Fringe Benefits - Vision Insurance               |        |            |          |       | \$735     |
| 5.35 | Total | 521140 - Fringe Benefits - Accidental Death Dismemberment |        |            |          |       | \$81      |
| 5.35 | Total | 521150 - Fringe Benefits - Long-Term Disability           |        |            |          |       | \$1,070   |
| 5.35 | Total | 521160 - Fringe Benefits - Life Insurance                 |        |            |          |       | \$1,333   |
| 1.00 | 17309 | Aquatic Plant Control - Fleet                             | 202000 | 5110171100 | NR       | NR    | 1,412     |
| 1.00 | 17350 | Aquatic Plant Control - Fleet                             | 202000 | 5111172000 | NR       | NR    | 500       |
| 1.00 | 17318 | Aquatic Plant Control - Fleet                             | 202000 | 5210173100 | NR       | NR    | 2,438     |
| 1.00 | 17347 | Aquatic Plant Control - Fleet                             | 202000 | 5211174000 | NR       | NR    | 1,748     |
| 1.00 | 17305 | Aquatic Plant Control - Fleet                             | 202000 | 5310175100 | NR       | NR    | 42,225    |
| 1.00 | 17294 | Aquatic Plant Control - Fleet                             | 202000 | 5311176000 | NR       | NR    | 17,440    |
| 1.00 | 17290 | Aquatic Plant Control - Fleet                             | 202000 | 5312177000 | NR       | NR    | 6,223     |
| 1.00 | 15968 | Aquatic Plant Control - Fleet                             | 203000 | 5313301000 | NR       | NR    | 560       |
| 8.00 | Total | 530608 - Cont Serv - Maint & Repairs - Vehicles           |        |            |          |       | \$72,546  |
| 1.00 | 15376 | Aquatic Plant Control - Fleet                             | 202000 | 5111172000 | NR       | NR    | 5,000     |
| 1.00 | 15603 | Aquatic Plant Control - Fleet                             | 202000 | 5210173100 | NR       | NR    | 16,637    |
| 1.00 | 15397 | Aquatic Plant Control - Fleet                             | 202000 | 5310175100 | NR       | NR    | 56,292    |
| 1.00 | 15402 | Aquatic Maintenance - Fleet                               | 202000 | 5311176000 | NR       | NR    | 30,662    |
| 1.00 | 15424 | Aquatic Plant Control - Fleet                             | 202000 | 5312177000 | NR       | NR    | 27,863    |
| 5.00 | Total | 540030 - Oper Expense - Inventory Other Fuels             |        |            |          |       | \$136,454 |

OPERATIONS & MAINTENANCE

CV09 AQUATIC PLANT CONTROL - FLEET

| Qty  | Item  | Name   | Fund   | FundCenter | Fund Prg | Grant | Amount    |
|------|-------|--|--------|------------|----------|-------|-----------|
| 1.00 | 17764 | Aquatic Plant Control - Fleet                    | 202000 | 5110171100 | NR       | NR    | 2,574     |
| 1.00 | 17813 | Aquatic Plant Control - Fleet                    | 202000 | 5111172000 | NR       | NR    | 3,000     |
| 1.00 | 17776 | Aquatic Plant Control - Fleet                    | 202000 | 5210173100 | NR       | NR    | 3,890     |
| 1.00 | 17810 | Aquatic Plant Control - Fleet                    | 202000 | 5211174000 | NR       | NR    | 3,216     |
| 1.00 | 17761 | Aquatic Plant Control - Fleet                    | 202000 | 5310175100 | NR       | NR    | 88,203    |
| 1.00 | 17748 | Aquatic Plant Control - Fleet                    | 202000 | 5311176000 | NR       | NR    | 21,856    |
| 1.00 | 17744 | Aquatic Plant Control - Fleet                    | 202000 | 5312177000 | NR       | NR    | 19,948    |
| 1.00 | 16008 | Aquatic Plant Control - Fleet                    | 203000 | 5313301000 | NR       | NR    | 3,930     |
| 8.00 |       | Total 541502 - Oper Expense - Parts,Supp - Fleet |        |            |          |       | \$146,617 |
|      |       | Total AQUATIC PLANT CONTROL - FLEET              |        |            |          |       | \$810,617 |



OPERATIONS & MAINTENANCE

CV10 TERRESTRIAL PLANT CONTROL - FLEET

| Qty  | Item  | Name  | Fund   | FundCenter | Fund Prg | Grant | Amount   |
|------|-------|---|--------|------------|----------|-------|----------|
| 1.00 | 17319 | Terrestrial Plant Control - Fleet                     | 202000 | 5110171100 | NR       | NR    | 580      |
| 1.00 | 17337 | Terrestrial Plant Control - Fleet                     | 202000 | 5210173100 | NR       | NR    | 370      |
| 2.00 |       | Total 530608 - Cont Serv - Maint & Repairs - Vehicles |        |            |          |       | \$950    |
| 1.00 | 15429 | Terrestrial Plant Control - Fleet                     | 202000 | 5110171100 | NR       | NR    | 9,342    |
| 1.00 | 15430 | Terrestrial Plant Control - Fleet                     | 202000 | 5311176000 | NR       | NR    | 3,679    |
| 1.00 | 15415 | Terrestrial Plant Control - Fleet                     | 202000 | 5312177000 | NR       | NR    | 13,540   |
| 3.00 |       | Total 540030 - Oper Expense - Inventory Other Fuels   |        |            |          |       | \$26,561 |
| 1.00 | 17777 | Terrestrial Plant Control - Fleet                     | 202000 | 5110171100 | NR       | NR    | 1,000    |
| 1.00 | 17798 | Terrestrial Plant Control - Fleet                     | 202000 | 5210173100 | NR       | NR    | 1,206    |
| 1.00 | 17749 | Terrestrial Plant Control - Fleet                     | 202000 | 5312177000 | NR       | NR    | 1,451    |
| 3.00 |       | Total 541502 - Oper Expense - Parts,Supp - Fleet      |        |            |          |       | \$3,657  |
|      |       | Total TERRESTRIAL PLANT CONTROL - FLEET               |        |            |          |       | \$31,168 |

OPERATIONS & MAINTENANCE

| CV11 | COMPLIANCE/ENFORCEMENT - FLEET |   |        |            |          |       |          |
|------|--------------------------------|---|--------|------------|----------|-------|----------|
| Qty  | Item                           | Name  | Fund   | FundCenter | Fund Prg | Grant | Amount   |
| .10  | Total                          | 510100 - Salaries and Wages - Regular                     |        |            |          |       | \$5,803  |
| .10  | Total                          | 520900 - Fringe Benefits - FICA Taxes Employer Share      |        |            |          |       | \$443    |
| .10  | Total                          | 521010 - Fringe Benefits - FRS Retirement Contrib         |        |            |          |       | \$785    |
| .10  | Total                          | 521110 - Fringe Benefits - Medical Insurance              |        |            |          |       | \$1,639  |
| .10  | Total                          | 521120 - Fringe Benefits - Dental Insurance               |        |            |          |       | \$122    |
| .10  | Total                          | 521130 - Fringe Benefits - Vision Insurance               |        |            |          |       | \$14     |
| .10  | Total                          | 521140 - Fringe Benefits - Accidental Death Dismemberment |        |            |          |       | \$2      |
| .10  | Total                          | 521150 - Fringe Benefits - Long-Term Disability           |        |            |          |       | \$20     |
| .10  | Total                          | 521160 - Fringe Benefits - Life Insurance                 |        |            |          |       | \$25     |
| 1.00 | 17307                          | Compliance/Enforcement - Fleet                            | 202000 | 5110171100 | NR       | NR    | 1,258    |
| 1.00 | 17348                          | Compliance/Enforcement - Fleet                            | 202000 | 5111172000 | NR       | NR    | 396      |
| 1.00 | 17336                          | Compliance/Enforcement - Fleet                            | 202000 | 5210173100 | NR       | NR    | 849      |
| 1.00 | 17345                          | Compliance/Enforcement - Fleet                            | 202000 | 5211174000 | NR       | NR    | 437      |
| 1.00 | 17303                          | Compliance/Enforcement - Fleet                            | 202000 | 5310175100 | NR       | NR    | 1,667    |
| 1.00 | 17292                          | Compliance/Enforcement - Fleet                            | 202000 | 5311176000 | NR       | NR    | 1,612    |
| 1.00 | 17288                          | Compliance/Enforcement - Fleet                            | 202000 | 5312177000 | NR       | NR    | 1,265    |
| 1.00 | 15967                          | Compliance/Enforcement - Fleet                            | 203000 | 5313301000 | NR       | NR    | 560      |
| 8.00 | Total                          | 530608 - Cont Serv - Maint & Repairs - Vehicles           |        |            |          |       | \$8,044  |
| 1.00 | 15605                          | Compliance / Enforcement - Fleet                          | 202000 | 5110171100 | NR       | NR    | 3,336    |
| 1.00 | 15375                          | Compliance / Enforcement - Fleet                          | 202000 | 5111172000 | NR       | NR    | 1,000    |
| 1.00 | 15420                          | Compliance / Enforcement - Fleet                          | 202000 | 5210173100 | NR       | NR    | 4,753    |
| 1.00 | 15417                          | Compliance / Enforcement - Fleet                          | 202000 | 5310175100 | NR       | NR    | 5,597    |
| 1.00 | 15432                          | Compliance / Enforcement - Fleet                          | 202000 | 5311176000 | NR       | NR    | 3,434    |
| 1.00 | 15436                          | Compliance / Enforcement - Fleet                          | 202000 | 5312177000 | NR       | NR    | 6,770    |
| 6.00 | Total                          | 540030 - Oper Expense - Inventory Other Fuels             |        |            |          |       | \$24,890 |

OPERATIONS & MAINTENANCE

CV11 COMPLIANCE/ENFORCEMENT - FLEET

| Qty  | Item  | Name                           | Fund   | FundCenter                          | Fund Prg | Grant | Amount   |
|------|-------|--------------------------------|--------|-------------------------------------|----------|-------|----------|
| 1.00 | 17774 | Compliance/Enforcement - Fleet | 202000 | 5110171100                          | NR       | NR    | 2,401    |
| 1.00 | 17811 | Compliance/Enforcement - Fleet | 202000 | 5111172000                          | NR       | NR    | 559      |
| 1.00 | 17797 | Compliance/Enforcement - Fleet | 202000 | 5210173100                          | NR       | NR    | 2,637    |
| 1.00 | 17808 | Compliance/Enforcement - Fleet | 202000 | 5211174000                          | NR       | NR    | 833      |
| 1.00 | 17759 | Compliance/Enforcement - Fleet | 202000 | 5310175100                          | NR       | NR    | 4,638    |
| 1.00 | 17746 | Compliance/Enforcement - Fleet | 202000 | 5311176000                          | NR       | NR    | 3,429    |
| 1.00 | 17742 | Compliance/Enforcement - Fleet | 202000 | 5312177000                          | NR       | NR    | 2,529    |
| 1.00 | 16007 | Compliance/Enforcement - Fleet | 203000 | 5313301000                          | NR       | NR    | 170      |
| 8.00 |       | Total                          | 541502 | - Oper Expense - Parts,Supp - Fleet |          |       | \$17,196 |
|      |       | Total                          |        | COMPLIANCE/ENFORCEMENT - FLEET      |          |       | \$58,983 |

OPERATIONS & MAINTENANCE

CV12 FIELD STATION MAINTENANCE - FLEET

| Qty | Item  | Name  | Fund | FundCenter | Fund Prg | Grant | Amount   |
|-----|-------|---|------|------------|----------|-------|----------|
| .40 | Total | 510100 - Salaries and Wages - Regular                     |      |            |          |       | \$33,729 |
| .40 | Total | 520900 - Fringe Benefits - FICA Taxes Employer Share      |      |            |          |       | \$2,580  |
| .40 | Total | 521010 - Fringe Benefits - FRS Retirement Contrib         |      |            |          |       | \$7,127  |
| .40 | Total | 521110 - Fringe Benefits - Medical Insurance              |      |            |          |       | \$6,554  |
| .40 | Total | 521120 - Fringe Benefits - Dental Insurance               |      |            |          |       | \$488    |
| .40 | Total | 521130 - Fringe Benefits - Vision Insurance               |      |            |          |       | \$55     |
| .40 | Total | 521140 - Fringe Benefits - Accidental Death Dismemberment |      |            |          |       | \$6      |
| .40 | Total | 521150 - Fringe Benefits - Long-Term Disability           |      |            |          |       | \$80     |
| .40 | Total | 521160 - Fringe Benefits - Life Insurance                 |      |            |          |       | \$103    |
|     | Total | FIELD STATION MAINTENANCE - FLEET                         |      |            |          |       | \$50,722 |

OPERATIONS & MAINTENANCE

| CV99 | O&M FLEET OVERHEAD |   | Fund   | FundCenter | Fund Prg | Grant | Amount    |
|------|--------------------|---|--------|------------|----------|-------|-----------|
| Qty  | Item               | Name  |        |            |          |       |           |
| 2.50 | Total              | 510100 - Salaries and Wages - Regular                     |        |            |          |       | \$157,214 |
| 2.50 | Total              | 520900 - Fringe Benefits - FICA Taxes Employer Share      |        |            |          |       | \$12,027  |
| 2.50 | Total              | 521010 - Fringe Benefits - FRS Retirement Contrib         |        |            |          |       | \$24,632  |
| 2.50 | Total              | 521110 - Fringe Benefits - Medical Insurance              |        |            |          |       | \$40,964  |
| 2.50 | Total              | 521120 - Fringe Benefits - Dental Insurance               |        |            |          |       | \$3,050   |
| 2.50 | Total              | 521130 - Fringe Benefits - Vision Insurance               |        |            |          |       | \$343     |
| 2.50 | Total              | 521140 - Fringe Benefits - Accidental Death Dismemberment |        |            |          |       | \$37      |
| 2.50 | Total              | 521150 - Fringe Benefits - Long-Term Disability           |        |            |          |       | \$500     |
| 2.50 | Total              | 521160 - Fringe Benefits - Life Insurance                 |        |            |          |       | \$605     |
| 1.00 | 17450              | O&M Fleet Overhead  | 202000 | 5110171100 | NR       | NR    | 194       |
| 1.00 | 17470              | O&M Fleet Overhead  | 202000 | 5111172000 | NR       | NR    | 56        |
| 1.00 | 17459              | O&M Fleet Overhead  | 202000 | 5210173100 | NR       | NR    | 359       |
| 1.00 | 17464              | O&M Fleet Overhead  | 202000 | 5211174000 | NR       | NR    | 76        |
| 1.00 | 17446              | O&M Fleet Overhead  | 202000 | 5310175100 | NR       | NR    | 101       |
| 1.00 | 17444              | O&M Fleet Overhead  | 202000 | 5311176000 | NR       | NR    | 1,070     |
| 1.00 | 17442              | O&M Fleet Overhead  | 202000 | 5312177000 | NR       | NR    | 76        |
| 1.00 | 15979              | O&M Fleet Overhead  | 203000 | 5313301000 | NR       | NR    | 42        |
| 8.00 | Total              | 531103 - Cont Serv - Waste Disposal Services              |        |            |          |       | \$1,974   |
| 1.00 | 17495              | O&M Fleet Overhead  | 202000 | 5110171100 | NR       | NR    | 6,799     |
| 1.00 | 17513              | O&M Fleet Overhead  | 202000 | 5111172000 | NR       | NR    | 1,972     |
| 1.00 | 17503              | O&M Fleet Overhead  | 202000 | 5210173100 | NR       | NR    | 13,559    |
| 1.00 | 17507              | O&M Fleet Overhead  | 202000 | 5211174000 | NR       | NR    | 2,649     |
| 1.00 | 17492              | O&M Fleet Overhead  | 202000 | 5310175100 | NR       | NR    | 3,525     |
| 1.00 | 17491              | O&M Fleet Overhead  | 202000 | 5311176000 | NR       | NR    | 3,455     |
| 1.00 | 17488              | O&M Fleet Overhead  | 202000 | 5312177000 | NR       | NR    | 2,644     |

OPERATIONS & MAINTENANCE

| CV99 | O&M FLEET OVERHEAD |  | Fund   | FundCenter | Fund Prg | Grant | Amount   |
|------|--------------------|--|--------|------------|----------|-------|----------|
| Qty  | Item               | Name   |        |            |          |       |          |
| 1.00 | 15984              | O&M Fleet Overhead   | 203000 | 5313301000 | NR       | NR    | 2,468    |
| 8.00 |                    | Total 540040 - Oper Expense - Inventory Oils/Lubricants/Solvents |        |            |          |       | \$37,071 |
| 1.00 | 17528              | O&M Fleet Overhead   | 202000 | 5110171100 | NR       | NR    | 388      |
| 1.00 | 17535              | O&M Fleet Overhead   | 202000 | 5111172000 | NR       | NR    | 113      |
| 1.00 | 17531              | O&M Fleet Overhead   | 202000 | 5210173100 | NR       | NR    | 718      |
| 1.00 | 17533              | O&M Fleet Overhead   | 202000 | 5211174000 | NR       | NR    | 151      |
| 1.00 | 17527              | O&M Fleet Overhead   | 202000 | 5310175100 | NR       | NR    | 201      |
| 1.00 | 17526              | O&M Fleet Overhead   | 202000 | 5311176000 | NR       | NR    | 140      |
| 1.00 | 17525              | O&M Fleet Overhead   | 202000 | 5312177000 | NR       | NR    | 151      |
| 1.00 | 15987              | O&M Fleet Overhead   | 203000 | 5313301000 | NR       | NR    | 84       |
| 8.00 |                    | Total 541100 - Oper Expense - Books/Subscriptions                |        |            |          |       | \$1,946  |
| 1.00 | 21673              | Safety Boots   | 202000 | 5110171100 | NR       | NR    | 610      |
| 1.00 |                    | Total 541302 - Oper Expense - Safety Shoes                       |        |            |          |       | \$610    |
| 1.00 | 17688              | O&M Fleet Overhead   | 202000 | 5110171100 | NR       | NR    | 4,680    |
| 1.00 | 17723              | O&M Fleet Overhead   | 202000 | 5111172000 | NR       | NR    | 3,176    |
| 1.00 | 17706              | O&M Fleet Overhead   | 202000 | 5210173100 | NR       | NR    | 4,306    |
| 1.00 | 17715              | O&M Fleet Overhead   | 202000 | 5211174000 | NR       | NR    | 908      |
| 1.00 | 17681              | O&M Fleet Overhead   | 202000 | 5310175100 | NR       | NR    | 1,209    |
| 1.00 | 17676              | O&M Fleet Overhead   | 202000 | 5311176000 | NR       | NR    | 3,842    |
| 1.00 | 17667              | O&M Fleet Overhead   | 202000 | 5312177000 | NR       | NR    | 1,906    |
| 1.00 | 15998              | O&M Fleet Overhead   | 203000 | 5313301000 | NR       | NR    | 503      |
| 8.00 |                    | Total 541400 - Oper Expense - Tools/Equipment/PPE                |        |            |          |       | \$20,530 |
| 1.00 | 17768              | O&M Fleet Overhead   | 202000 | 5110171100 | NR       | NR    | 9,921    |
| 1.00 | 17817              | O&M Fleet Overhead   | 202000 | 5111172000 | NR       | NR    | 4,500    |
| 1.00 | 17793              | O&M Fleet Overhead   | 202000 | 5210173100 | NR       | NR    | 37,000   |
| 1.00 | 17804              | O&M Fleet Overhead   | 202000 | 5211174000 | NR       | NR    | 3,824    |
| 1.00 | 17757              | O&M Fleet Overhead   | 202000 | 5310175100 | NR       | NR    | 16,384   |
| 1.00 | 17755              | O&M Fleet Overhead   | 202000 | 5311176000 | NR       | NR    | 6,812    |
| 1.00 | 17739              | O&M Fleet Overhead   | 202000 | 5312177000 | NR       | NR    | 8,152    |
| 1.00 | 16006              | O&M Fleet Overhead   | 203000 | 5313301000 | NR       | NR    | 6,828    |
| 8.00 |                    | Total 541502 - Oper Expense - Parts,Supp - Fleet                 |        |            |          |       | \$93,421 |

OPERATIONS & MAINTENANCE

CV99 O&M FLEET OVERHEAD

| <u>Qty</u> | <u>Item</u> | <u>Name</u>        | <u>Fund</u> | <u>FundCenter</u> | <u>Fund Prg</u> | <u>Grant</u> | <u>Amount</u>    |
|------------|-------------|--------------------|-------------|-------------------|-----------------|--------------|------------------|
|            | Total       | O&M FLEET OVERHEAD |             |                   |                 |              | <u>\$394,924</u> |

OPERATIONS & MAINTENANCE

| CZ10  |       | O&M IT SUPPORT                           |        |            |  |       |             |
|-------|-------|--|--------|------------|--|-------|-------------|
| Qty   | Item  | Name                                     | Fund   | FundCenter | Fund Prg   | Grant | Amount      |
| 46.00 |       | Total                                    | 510100 | -          | Salaries and Wages - Regular                     |       | \$4,146,436 |
| 46.00 |       | Total                                    | 520900 | -          | Fringe Benefits - FICA Taxes Employer Share      |       | \$317,205   |
| 46.00 |       | Total                                    | 521010 | -          | Fringe Benefits - FRS Retirement Contrib         |       | \$567,953   |
| 46.00 |       | Total                                    | 521110 | -          | Fringe Benefits - Medical Insurance              |       | \$768,005   |
| 46.00 |       | Total                                    | 521120 | -          | Fringe Benefits - Dental Insurance               |       | \$56,120    |
| 46.00 |       | Total                                    | 521130 | -          | Fringe Benefits - Vision Insurance               |       | \$6,302     |
| 46.00 |       | Total                                    | 521140 | -          | Fringe Benefits - Accidental Death Dismemberment |       | \$690       |
| 46.00 |       | Total                                    | 521150 | -          | Fringe Benefits - Long-Term Disability           |       | \$9,200     |
| 46.00 |       | Total                                    | 521160 | -          | Fringe Benefits - Life Insurance                 |       | \$11,822    |
| 15.00 |       | Total                                    | 529990 | -          | Fringe Benefits - Other Personnel Benefits       |       | \$460,707   |
| 1.00  | 34059 | Information Technology Recurring Expense | 101000 | 1010200000 | NR   | NR    | 9,151,205   |
| 1.00  | 14268 | Gartner Services                         | 101000 | 2210112000 | NR   | NR    | 72,140      |
| 1.00  | 18096 | IT Security Outsourcing                  | 101000 | 2211113000 | NR   | NR    | 55,680      |
| 1.00  | 14271 | Microwave Tower Services                 | 101000 | 2216118000 | NR   | NR    | 45,000      |
| 4.00  |       | Total                                    | 530100 | -          | Cont Serv - External Provider                    |       | \$9,324,025 |
| 1.00  | 30669 | Desktop Software                         | 101000 | 2212114000 | NR   | NR    | 15,000      |
| 1.00  |       | Total                                    | 530102 | -          | Cont Serv - Computer Software Licenses           |       | \$15,000    |
| 1.00  | 18084 | Copier/Printer Lease                     | 101000 | 2215117000 | NR   | NR    | 162,480     |
| 1.00  |       | Total                                    | 530117 | -          | Cont Serv - Copier Services                      |       | \$162,480   |
| 1.00  | 33621 | IT Consulting                            | 202000 | 2210112000 | NR   | NR    | 56,038      |
| 1.00  | 18095 | IT Consulting                            | 101000 | 2210112000 | NR   | NR    | 51,962      |



OPERATIONS & MAINTENANCE

| CZ10 |       | O&M IT SUPPORT   |        |            |          |       |              |  |
|------|-------|--|--------|------------|----------|-------|--------------|--|
| Qty  | Item  | Name   | Fund   | FundCenter | Fund Prg | Grant | Amount       |  |
| 1.00 | 18086 | SAP Services   | 202000 | 2218119000 | NR       | NR    | 221,059      |  |
| 3.00 |       | Total 530197 - Cont Serv - IT Consulting Services (NON OPS)    |        |            |          |       | \$329,059    |  |
| 1.00 | 11710 | Microwave Equipment Repairs                                    | 101000 | 2216118000 | NR       | NR    | 78,660       |  |
| 1.00 |       | Total 530600 - Cont Serv - Maintenance and Repairs             |        |            |          |       | \$78,660     |  |
| 1.00 | 18114 | IT Hardware Maintenance  | 202000 | 2215117000 | NR       | NR    | 215,099      |  |
| 1.00 |       | Total 530601 - Cont Serv - Maint & Repairs - Computer Hardware |        |            |          |       | \$215,099    |  |
| 1.00 | 15786 | IT Software Maintenance  | 202003 | 2215117000 | NR       | NR    | 589,444      |  |
| 1.00 | 20034 | IT Software Maintenance  | 101000 | 2215117000 | NR       | NR    | 60,158       |  |
| 1.00 | 25710 | IT Software Maintenance  | 202000 | 2215117000 | NR       | NR    | 1,718,546    |  |
| 3.00 |       | Total 530602 - Cont Serv - Maint & Repairs - Computer Software |        |            |          |       | \$2,368,148  |  |
| 1.00 | 15260 | Desktop Refresh  | 202000 | 2212114000 | NR       | NR    | 444,000      |  |
| 1.00 | 25994 | Desktop/Laptop Replacement                                     | 101000 | 2212114000 | NR       | NR    | 67,000       |  |
| 2.00 |       | Total 541504 - Oper Expense - Parts,Supp - Computer            |        |            |          |       | \$511,000    |  |
| 1.00 | 18216 | Cellular Voice & Data  | 101000 | 2215117000 | NR       | NR    | 29,964       |  |
| 1.00 |       | Total 543501 - Oper Expense - Cell Phones                      |        |            |          |       | \$29,964     |  |
| 1.00 | 18221 | Telecommunications Services                                    | 202000 | 2215117000 | NR       | NR    | 320,380      |  |
| 1.00 |       | Total 543700 - Oper Expense - Utilities                        |        |            |          |       | \$320,380    |  |
|      |       | Total O&M IT SUPPORT   |        |            |          |       | \$19,698,255 |  |

OPERATIONS & MAINTENANCE

| CZ15 | DRONE PROGRAM |   | Fund | FundCenter | Fund Prg | Grant | Amount    |
|------|---------------|---|------|------------|----------|-------|-----------|
| Qty  | Item          | Name  |      |            |          |       |           |
| .90  | Total         | 510100 - Salaries and Wages - Regular                     |      |            |          |       | \$80,072  |
| .90  | Total         | 520900 - Fringe Benefits - FICA Taxes Employer Share      |      |            |          |       | \$6,125   |
| .90  | Total         | 521010 - Fringe Benefits - FRS Retirement Contrib         |      |            |          |       | \$11,623  |
| .90  | Total         | 521110 - Fringe Benefits - Medical Insurance              |      |            |          |       | \$15,223  |
| .90  | Total         | 521120 - Fringe Benefits - Dental Insurance               |      |            |          |       | \$1,098   |
| .90  | Total         | 521130 - Fringe Benefits - Vision Insurance               |      |            |          |       | \$124     |
| .90  | Total         | 521140 - Fringe Benefits - Accidental Death Dismemberment |      |            |          |       | \$14      |
| .90  | Total         | 521150 - Fringe Benefits - Long-Term Disability           |      |            |          |       | \$180     |
| .90  | Total         | 521160 - Fringe Benefits - Life Insurance                 |      |            |          |       | \$232     |
|      | Total         | DRONE PROGRAM   |      |            |          |       | \$114,691 |

OPERATIONS & MAINTENANCE

| CZ99  |       | O&M PROGRAM SUPPORT                   |        |            |  |       |             |  |
|-------|-------|---------------------------------------|--------|------------|--|-------|-------------|--|
| Qty   | Item  | Name                                  | Fund   | FundCenter | Fund Prg   | Grant | Amount      |  |
| 9.95  |       | Total                                 | 510100 | -          | Salaries and Wages - Regular                     |       | \$1,098,735 |  |
| 2.00  |       | Total                                 | 511100 | -          | Salaries and Wages - Overtime                    |       | \$44,000    |  |
| 11.95 |       | Total                                 | 520900 | -          | Fringe Benefits - FICA Taxes Employer Share      |       | \$87,420    |  |
| 11.95 |       | Total                                 | 521010 | -          | Fringe Benefits - FRS Retirement Contrib         |       | \$184,750   |  |
| 9.95  |       | Total                                 | 521110 | -          | Fringe Benefits - Medical Insurance              |       | \$190,909   |  |
| 9.95  |       | Total                                 | 521120 | -          | Fringe Benefits - Dental Insurance               |       | \$12,139    |  |
| 9.95  |       | Total                                 | 521130 | -          | Fringe Benefits - Vision Insurance               |       | \$1,366     |  |
| 9.95  |       | Total                                 | 521140 | -          | Fringe Benefits - Accidental Death Dismemberment |       | \$154       |  |
| 9.95  |       | Total                                 | 521150 | -          | Fringe Benefits - Long-Term Disability           |       | \$1,990     |  |
| 9.95  |       | Total                                 | 521160 | -          | Fringe Benefits - Life Insurance                 |       | \$2,545     |  |
| 88.00 |       | Total                                 | 529990 | -          | Fringe Benefits - Other Personnel Benefits       |       | \$5,432,714 |  |
| .48   | 13023 | Claims Handling Fee                   | 601000 | 2114308300 | NR   | NR    | 38,880      |  |
| .48   | 15363 | Flexible Spending Account Fees        | 101000 | 2114308300 | NR   | NR    | 12,924      |  |
| .48   | 12976 | Insurance Brokerage Service (ALL)     | 601000 | 2114308300 | NR   | NR    | 13,440      |  |
| 1.44  |       | Total                                 | 530100 | -          | Cont Serv - External Provider                    |       | \$65,244    |  |
| 1.00  | 54    | DOT Drug/Alcohol Program              | 101000 | 2114308300 | NR   | NR    | 11,542      |  |
| 1.00  | 15805 | Gehring Group Administrative Services | 101000 | 2114308300 | NR   | NR    | 49,000      |  |
| 2.00  |       | Total                                 | 530900 | -          | Cont Serv - Professional                         |       | \$60,542    |  |
| 1.00  | 13333 | District-wide Safety Training         | 101000 | 2114308300 | NR   | NR    | 22,050      |  |
| 1.00  |       | Total                                 | 530910 | -          | Cont Serv - Training Services - On Site          |       | \$22,050    |  |

OPERATIONS & MAINTENANCE

CZ99 O&M PROGRAM SUPPORT

| Qty  | Item  | Name  | Fund   | FundCenter | Fund Prg | Grant | Amount   |
|------|-------|---|--------|------------|----------|-------|----------|
| 1.00 | 15720 | Parts & Supp Off (Field Operations)                             | 101000 | 5003170600 | NR       | NR    | 1,708    |
| 1.00 | 15745 | Office Supplies   | 202000 | 5613220000 | NR       | NR    | 3,022    |
| 2.00 |       | Total 541510 - Oper Expense - Parts,Supp - Office               |        |            |          |       | \$4,730  |
| .48  | 13344 | Helicopter Insurance  | 601000 | 2114308300 | NR       | NR    | 43,200   |
| .48  |       | Total 541830 - Oper Expense - Insurance Premiums Other Property |        |            |          |       | \$43,200 |
| .66  | 13754 | Unemployment Compensation Insurance                             | 101000 | 2310117000 | NR       | NR    | 50,490   |
| .66  |       | Total 541860 - Oper Expense - Unemployment Tax                  |        |            |          |       | \$50,490 |
| 1.00 | 22693 | O&M Training & Conferences                                      | 202000 | 1010200000 | NR       | NR    | 2,000    |
| 1.00 | 40    | Field Operations Training/Conferences                           | 202000 | 5003170600 | NR       | NR    | 13,338   |
| 1.00 | 15466 | Field Ops Training/Conferences                                  | 101000 | 5003170600 | NR       | NR    | 59,723   |
| 3.00 |       | Total 542000 - Oper Expense - Conference Registrations          |        |            |          |       | \$75,061 |
| 1.00 | 13241 | Travel BCB  | 203000 | 5003170600 | NR       | NR    | 4,102    |
| 1.00 | 15651 | Travel District Business  | 101000 | 5003170600 | NR       | NR    | 3,535    |
| 1.00 | 16170 | SUN PASS TOLL FUNDING   | 202000 | 5005170400 | NR       | NR    | 32,704   |
| 1.00 | 13286 | BCB Travel  | 203000 | 5601220100 | NR       | NR    | 4,000    |
| 4.00 |       | Total 542100 - Oper Expense - District Travel                   |        |            |          |       | \$44,341 |
| 1.00 | 16026 | BCB Training Travel   | 203000 | 5003170600 | NR       | NR    | 2,488    |
| 1.00 | 22991 | Field Operations Travel Training                                | 202000 | 5003170600 | NR       | NR    | 2,630    |
| 2.00 |       | Total 542300 - Oper Expense - Travel for Training               |        |            |          |       | \$5,118  |
| 1.00 | 12607 | O & M Dues and Memberships                                      | 101000 | 5003170600 | NR       | NR    | 11,814   |
| 1.00 | 17997 | O & M Dues and Memberships                                      | 202000 | 5210173100 | NR       | NR    | 495      |
| 1.00 | 17998 | O & M Dues and Memberships                                      | 202000 | 5211174000 | NR       | NR    | 783      |
| 1.00 | 17996 | O & M Dues and Memberships                                      | 202000 | 5311176000 | NR       | NR    | 225      |
| 1.00 | 16027 | BCB O & M Dues and Memberships                                  | 203000 | 5313301000 | NR       | NR    | 219      |
| 5.00 |       | Total 542310 - Oper Expense - Memberships, Dues and Fees        |        |            |          |       | \$13,536 |
| 1.00 | 15266 | Relocation  | 101000 | 2311118000 | NR       | NR    | 28,800   |
| 1.00 |       | Total 542500 - Oper Expense - Employee Relocation               |        |            |          |       | \$28,800 |



OPERATIONS & MAINTENANCE

CZ99 O&M PROGRAM SUPPORT

| Qty  | Item  | Name   | Fund   | FundCenter | Fund Prg | Grant | Amount              |
|------|-------|--|--------|------------|----------|-------|---------------------|
| 1.00 | 15617 | Big Cypress Basin Contingency Reserves                           | 203000 | 9999999899 | NR       | NR    | 2,000,000           |
| 1.00 | 15610 | District Contingency Reserves                                    | 101000 | 9999999899 | NR       | NR    | 15,742,735          |
| 1.00 | 15611 | District Contingency Reserves                                    | 202000 | 9999999899 | NR       | NR    | 28,237,787          |
| 3.00 |       | Total 590010 - Reserves - Contingency                            |        |            |          |       | <u>\$45,980,522</u> |
| 1.00 | 35505 | Medical Claims Paid  | 602000 | 2114308300 | NR       | NR    | 10,849,193          |
| 1.00 | 33602 | Medical Insurance  | 602000 | 2114308300 | NR       | NR    | 1,400,000           |
| 2.00 |       | Total 590100 - Internal Service Fund (ISF) - Medical Claims Paid |        |            |          |       | <u>\$12,249,193</u> |
| .41  | 14026 | Dental Claims Paid   | 602000 | 2114308300 | NR       | NR    | 868,059             |
| .41  |       | Total 590110 - Internal Service Fund (ISF) - Dental Claims Paid  |        |            |          |       | <u>\$868,059</u>    |
| .41  | 14027 | Vision Claims Paid   | 602000 | 2114308300 | NR       | NR    | 123,056             |
| .41  |       | Total 590120 - ISF - Vision Claims Paid                          |        |            |          |       | <u>\$123,056</u>    |
| .41  | 14028 | Administrator Fees Paid  | 602000 | 2114308300 | NR       | NR    | 957,268             |
| .41  |       | Total 590160 - ISF - Administrator Fees Paid                     |        |            |          |       | <u>\$957,268</u>    |
| .41  | 14029 | Actuarial Service Fees Paid                                      | 602000 | 2114308300 | NR       | NR    | 6,150               |
| .41  |       | Total 590170 - ISF - Actuarial Service Fees Paid                 |        |            |          |       | <u>\$6,150</u>      |
|      |       | Total O&M PROGRAM SUPPORT  |        |            |          |       | <u>\$70,676,478</u> |

DISTRICT EVERGLADES PROGRAM

| B199  |       | RESTORATION STRATEGIES PROJECTS          |                                 |            |  |       |             |             |
|-------|-------|--|---------------------------------|------------|--|-------|-------------|-------------|
| Qty   | Item  | Name                                     | Fund                            | FundCenter | Fund Prg   | Grant | Amount      |             |
| 23.95 |       | Total                                    | 510100                          | -          | Salaries and Wages - Regular                     |       | \$1,989,493 |             |
| 23.95 |       | Total                                    | 520900                          | -          | Fringe Benefits - FICA Taxes Employer Share      |       | \$152,198   |             |
| 23.95 |       | Total                                    | 521010                          | -          | Fringe Benefits - FRS Retirement Contrib         |       | \$286,575   |             |
| 23.95 |       | Total                                    | 521110                          | -          | Fringe Benefits - Medical Insurance              |       | \$399,828   |             |
| 23.95 |       | Total                                    | 521120                          | -          | Fringe Benefits - Dental Insurance               |       | \$29,219    |             |
| 23.95 |       | Total                                    | 521130                          | -          | Fringe Benefits - Vision Insurance               |       | \$3,287     |             |
| 23.95 |       | Total                                    | 521140                          | -          | Fringe Benefits - Accidental Death Dismemberment |       | \$380       |             |
| 23.95 |       | Total                                    | 521150                          | -          | Fringe Benefits - Long-Term Disability           |       | \$4,790     |             |
| 23.95 |       | Total                                    | 521160                          | -          | Fringe Benefits - Life Insurance                 |       | \$6,114     |             |
| 1.00  | 15482 | Training & Conference - Rest. Strategies | 217000                          | 3301139100 | NR   | NR    | 1,200       |             |
| 1.00  |       | Total                                    | 542000                          | -          | Oper Expense - Conference Registrations          |       | \$1,200     |             |
| 1.00  | 15242 | Business Travel - Restoration Strategies | 217000                          | 3301139100 | NR   | NR    | 2,000       |             |
| 1.00  |       | Total                                    | 542100                          | -          | Oper Expense - District Travel                   |       | \$2,000     |             |
| 1.00  | 26023 | PE License Recertification - DE          | 217003                          | 3310110000 | NR   | NR    | 180         |             |
| 1.00  |       | Total                                    | 542400                          | -          | Oper Expense - Professional Licenses             |       | \$180       |             |
|       |       | Total                                    | RESTORATION STRATEGIES PROJECTS |            |  |       |             | \$2,875,264 |

DISTRICT EVERGLADES PROGRAM

B599 EXPEDITED PROJECT PROGRAM SUPPORT

| Qty  | Item  | Name   | Fund   | FundCenter | Fund Prg | Grant | Amount       |
|------|-------|--|--------|------------|----------|-------|--------------|
| 1.00 | 18341 | COPS Debt Service Principal - EFA                                  | 406000 | 9999999799 | NR       | NR    | 8,690,866    |
| 1.00 |       | Total 560260 - Principal - COPS #2 (Certificates of Participation) |        |            |          |       | \$8,690,866  |
| 1.00 | 31981 | COPS Debt Service Interest - EFA                                   | 415000 | 9999999799 | NR       | NR    | 186,242      |
| 1.00 | 12487 | COPS Debt Service Interest - EFA                                   | 406000 | 9999999799 | NR       | NR    | 7,877,005    |
| 2.00 |       | Total 560270 - Interest - COPS #2 (Certificates of Participation)  |        |            |          |       | \$8,063,247  |
|      |       | Total EXPEDITED PROJECT PROGRAM SUPPORT                            |        |            |          |       | \$16,754,113 |



DISTRICT EVERGLADES PROGRAM

BB01 COMMUNICATION AND CONTROL SYSTEMS

| Qty  | Item  | Name  | Fund | FundCenter | Fund Prg | Grant | Amount   |
|------|-------|---|------|------------|----------|-------|----------|
| .20  | Total | 510100 - Salaries and Wages - Regular                     |      |            |          |       | \$18,370 |
| 1.00 | Total | 511100 - Salaries and Wages - Overtime                    |      |            |          |       | \$51,495 |
| 1.20 | Total | 520900 - Fringe Benefits - FICA Taxes Employer Share      |      |            |          |       | \$5,344  |
| 1.20 | Total | 521010 - Fringe Benefits - FRS Retirement Contrib         |      |            |          |       | \$9,481  |
| .20  | Total | 521110 - Fringe Benefits - Medical Insurance              |      |            |          |       | \$3,277  |
| .20  | Total | 521120 - Fringe Benefits - Dental Insurance               |      |            |          |       | \$244    |
| .20  | Total | 521130 - Fringe Benefits - Vision Insurance               |      |            |          |       | \$27     |
| .20  | Total | 521140 - Fringe Benefits - Accidental Death Dismemberment |      |            |          |       | \$3      |
| .20  | Total | 521150 - Fringe Benefits - Long-Term Disability           |      |            |          |       | \$40     |
| .20  | Total | 521160 - Fringe Benefits - Life Insurance                 |      |            |          |       | \$51     |
|      | Total | COMMUNICATION AND CONTROL SYSTEMS                         |      |            |          |       | \$88,332 |

DISTRICT EVERGLADES PROGRAM

BB02 PUMP STATION MODIFICATION/REPAIR

| Qty  | Item  | Name   | Fund   | FundCenter | Fund Prg | Grant | Amount      |
|------|-------|--|--------|------------|----------|-------|-------------|
| 2.15 | Total | 510100 - Salaries and Wages - Regular                      |        |            |          |       | \$162,523   |
| 2.15 | Total | 520900 - Fringe Benefits - FICA Taxes Employer Share       |        |            |          |       | \$12,435    |
| 2.15 | Total | 521010 - Fringe Benefits - FRS Retirement Contrib          |        |            |          |       | \$22,884    |
| 2.15 | Total | 521110 - Fringe Benefits - Medical Insurance               |        |            |          |       | \$35,231    |
| 2.15 | Total | 521120 - Fringe Benefits - Dental Insurance                |        |            |          |       | \$2,623     |
| 2.15 | Total | 521130 - Fringe Benefits - Vision Insurance                |        |            |          |       | \$294       |
| 2.15 | Total | 521140 - Fringe Benefits - Accidental Death Dismemberment  |        |            |          |       | \$34        |
| 2.15 | Total | 521150 - Fringe Benefits - Long-Term Disability            |        |            |          |       | \$430       |
| 2.15 | Total | 521160 - Fringe Benefits - Life Insurance                  |        |            |          |       | \$546       |
| 1.00 | 35519 | O&M Field Ops  | 217000 | 1010200000 | NR       | NR    | 86,663      |
| 1.00 | Total | 530100 - Cont Serv - External Provider                     |        |            |          |       | \$86,663    |
| 1.00 | 33565 | STA G-335 Trash Rake Replacement                           | 214001 | 5613222000 | 101029   | NR    | 500,000     |
| 1.00 | Total | 530600 - Cont Serv - Maintenance and Repairs               |        |            |          |       | \$500,000   |
| 1.00 | 33515 | G-409 Pump Repower   | 424001 | 5613222000 | NR       | NR    | 200,000     |
| 1.00 | Total | 580720 - Capital Outlay - AUC Design/Engineering Contracts |        |            |          |       | \$200,000   |
| 1.00 | 35564 | G-319 & G-362 Pump Overhaul (STA)                          | 424001 | 5613222000 | NR       | NR    | 625,452     |
| 1.00 | 35563 | G-370 & G-372 Pump Overhaul (STA)                          | 424001 | 5613222000 | NR       | NR    | 1,700,000   |
| 1.00 | 34039 | S-319 Control Panel Upgrade                                | 425000 | 5613222000 | 101265   | NR    | 652,452     |
| 1.00 | 33521 | STA Automation Upgrades                                    | 424001 | 5613222000 | NR       | NR    | 2,771,617   |
| 4.00 | Total | 580800 - Capital Outlay - Water Control Structures         |        |            |          |       | \$5,749,521 |
|      | Total | PUMP STATION MODIFICATION/REPAIR                           |        |            |          |       | \$6,773,184 |

DISTRICT EVERGLADES PROGRAM

BB03 PROJ CULVERT REPL/MODIFICATION

| Qty  | Item  | Name                    | Fund   | FundCenter | Fund Prg  | Grant | Amount  |
|------|-------|-------------------------|--------|------------|---|-------|---------|
| 1.00 | 35325 | STA 1W Exp #2-Fleet Oil | 217000 | 5210173100 | NR  | NR    | 5,000   |
| 1.00 |       | Total                   | 540040 | -          | Oper Expense - Inventory Oils/Lubricants/Solvents |       | \$5,000 |
|      |       | Total                   |        |            | PROJ CULVERT REPL/MODIFICATION                    |       | \$5,000 |

DISTRICT EVERGLADES PROGRAM

BB04 STRUCTURE MODIFICATION /REPAIR

| Qty  | Item  | Name  | Fund | FundCenter | Fund Prg | Grant | Amount    |
|------|-------|---|------|------------|----------|-------|-----------|
| 1.10 | Total | 510100 - Salaries and Wages - Regular                     |      |            |          |       | \$97,125  |
| 1.10 | Total | 520900 - Fringe Benefits - FICA Taxes Employer Share      |      |            |          |       | \$7,430   |
| 1.10 | Total | 521010 - Fringe Benefits - FRS Retirement Contrib         |      |            |          |       | \$13,180  |
| 1.10 | Total | 521110 - Fringe Benefits - Medical Insurance              |      |            |          |       | \$18,026  |
| 1.10 | Total | 521120 - Fringe Benefits - Dental Insurance               |      |            |          |       | \$1,342   |
| 1.10 | Total | 521130 - Fringe Benefits - Vision Insurance               |      |            |          |       | \$151     |
| 1.10 | Total | 521140 - Fringe Benefits - Accidental Death Dismemberment |      |            |          |       | \$19      |
| 1.10 | Total | 521150 - Fringe Benefits - Long-Term Disability           |      |            |          |       | \$220     |
| 1.10 | Total | 521160 - Fringe Benefits - Life Insurance                 |      |            |          |       | \$283     |
|      | Total | STRUCTURE MODIFICATION /REPAIR                            |      |            |          |       | \$137,776 |

DISTRICT EVERGLADES PROGRAM

BB08 STRUCTURE INSPECTIONS

| Qty  | Item  | Name  | Fund   | FundCenter | Fund Prg | Grant | Amount      |
|------|-------|---|--------|------------|----------|-------|-------------|
| 4.70 | Total | 510100 - Salaries and Wages - Regular                     |        |            |          |       | \$410,437   |
| 4.70 | Total | 520900 - Fringe Benefits - FICA Taxes Employer Share      |        |            |          |       | \$31,400    |
| 4.70 | Total | 521010 - Fringe Benefits - FRS Retirement Contrib         |        |            |          |       | \$55,696    |
| 4.70 | Total | 521110 - Fringe Benefits - Medical Insurance              |        |            |          |       | \$78,918    |
| 4.70 | Total | 521120 - Fringe Benefits - Dental Insurance               |        |            |          |       | \$5,734     |
| 4.70 | Total | 521130 - Fringe Benefits - Vision Insurance               |        |            |          |       | \$642       |
| 4.70 | Total | 521140 - Fringe Benefits - Accidental Death Dismemberment |        |            |          |       | \$73        |
| 4.70 | Total | 521150 - Fringe Benefits - Long-Term Disability           |        |            |          |       | \$940       |
| 4.70 | Total | 521160 - Fringe Benefits - Life Insurance                 |        |            |          |       | \$1,206     |
| 1.00 | 35526 | O&M STA Structure Inspection Prg                          | 217000 | 1010200000 | 101368   | NR    | 218,349     |
| 1.00 | Total | 530100 - Cont Serv - External Provider                    |        |            |          |       | \$218,349   |
| 1.00 | 15530 | FY24 Inspection Programs STA                              | 214001 | 5613222000 | 101368   | NR    | 700,000     |
| 1.00 | Total | 530900 - Cont Serv - Professional                         |        |            |          |       | \$700,000   |
|      | Total | STRUCTURE INSPECTIONS                                     |        |            |          |       | \$1,503,395 |

DISTRICT EVERGLADES PROGRAM

BB13 STAFF AUGMENTATION - O&M STA

| Qty  | Item  | Name  | Fund   | FundCenter | Fund Prg | Grant | Amount  |
|------|-------|---|--------|------------|----------|-------|---------|
| 1.00 | 15841 | District Uniforms                                 | 217000 | 5513142700 | NR       | NR    | 200     |
| 1.00 |       | Total 541301 - Oper Expense - District Uniforms   |        |            |          |       | \$200   |
| 1.00 | 12705 | Tools & Equipment                                 | 217000 | 5513142700 | NR       | NR    | 1,800   |
| 1.00 |       | Total 541400 - Oper Expense - Tools/Equipment/PPE |        |            |          |       | \$1,800 |
|      |       | Total STAFF AUGMENTATION - O&M STA                |        |            |          |       | \$2,000 |

DISTRICT EVERGLADES PROGRAM

BB30 STA CAPITAL CONSTRUCTION

| Qty  | Item  | Name  | Fund   | FundCenter | Fund Prg | Grant | Amount       |
|------|-------|---|--------|------------|----------|-------|--------------|
| 1.70 | Total | 510100 - Salaries and Wages - Regular                     |        |            |          |       | \$155,416    |
| 1.70 | Total | 520900 - Fringe Benefits - FICA Taxes Employer Share      |        |            |          |       | \$11,890     |
| 1.70 | Total | 521010 - Fringe Benefits - FRS Retirement Contrib         |        |            |          |       | \$21,090     |
| 1.70 | Total | 521110 - Fringe Benefits - Medical Insurance              |        |            |          |       | \$28,333     |
| 1.70 | Total | 521120 - Fringe Benefits - Dental Insurance               |        |            |          |       | \$2,074      |
| 1.70 | Total | 521130 - Fringe Benefits - Vision Insurance               |        |            |          |       | \$233        |
| 1.70 | Total | 521140 - Fringe Benefits - Accidental Death Dismemberment |        |            |          |       | \$29         |
| 1.70 | Total | 521150 - Fringe Benefits - Long-Term Disability           |        |            |          |       | \$340        |
| 1.70 | Total | 521160 - Fringe Benefits - Life Insurance                 |        |            |          |       | \$437        |
| 3.00 | Total | 529990 - Fringe Benefits - Other Personnel Benefits       |        |            |          |       | \$1,430      |
| 1.00 | 33532 | 2023 SA1685 LTP STA 5/6 Connect Lake<br>O                 | 406010 | 5613222000 | 101230   | NR    | 10,000,000   |
| 1.00 | Total | 580800 - Capital Outlay - Water Control Structures        |        |            |          |       | \$10,000,000 |
|      | Total | STA CAPITAL CONSTRUCTION                                  |        |            |          |       | \$10,221,272 |

DISTRICT EVERGLADES PROGRAM

| Qty  | Item  | Name  | Fund   | FundCenter | Fund Prg | Grant | Amount    |           |
|------|-------|---|--------|------------|----------|-------|-----------|-----------|
| .40  | Total | 510100 - Salaries and Wages - Regular                     |        |            |          |       | \$38,671  |           |
| .40  | Total | 520900 - Fringe Benefits - FICA Taxes Employer Share      |        |            |          |       | \$2,958   |           |
| .40  | Total | 521010 - Fringe Benefits - FRS Retirement Contrib         |        |            |          |       | \$8,171   |           |
| .40  | Total | 521110 - Fringe Benefits - Medical Insurance              |        |            |          |       | \$6,554   |           |
| .40  | Total | 521120 - Fringe Benefits - Dental Insurance               |        |            |          |       | \$488     |           |
| .40  | Total | 521130 - Fringe Benefits - Vision Insurance               |        |            |          |       | \$55      |           |
| .40  | Total | 521140 - Fringe Benefits - Accidental Death Dismemberment |        |            |          |       | \$6       |           |
| .40  | Total | 521150 - Fringe Benefits - Long-Term Disability           |        |            |          |       | \$80      |           |
| .40  | Total | 521160 - Fringe Benefits - Life Insurance                 |        |            |          |       | \$103     |           |
| 1.00 | 35060 | EPA Test-Element Cleaning                                 | 217000 | 5611187000 | NR       | NR    | 24,000    |           |
| 1.00 | 34264 | EPA Test-Hydrostatic Tank Testing                         | 217000 | 5611187000 | NR       | NR    | 1,500     |           |
| 1.00 | 34831 | EPA Test-Main Engines                                     | 217000 | 5611187000 | NR       | NR    | 103,000   |           |
| 1.00 | 21695 | Maintenance & Repair STA (Env)                            | 217000 | 5611187000 | NR       | NR    | 66,800    |           |
| 4.00 | Total | 530610 - Cont Serv - Maint and Repairs Environmental      |        |            |          |       | \$195,300 |           |
| 1.00 | 34537 | STA 1W Exp #1-Hazardous Disposal                          | 217000 | 5210173100 | NR       | NR    | 600       |           |
| 1.00 | 34325 | STA 1W Exp #2-Hazardous Disposal                          | 217000 | 5210173100 | NR       | NR    | 1,100     |           |
| 2.00 | Total | 531103 - Cont Serv - Waste Disposal Services              |        |            |          |       | \$1,700   |           |
| 1.00 | 27602 | Permit Fees STA   | 217000 | 5611187000 | NR       | NR    | 14,657    |           |
| 1.00 | Total | 543301 - Oper Expense - Permits & Fees                    |        |            |          |       | \$14,657  |           |
|      | Total | CONTAMINATION ASSESSMENTS & REMEDIATION                   |        |            |          |       |           | \$268,743 |



DISTRICT EVERGLADES PROGRAM

BB41 MOVEMENT OF WATER

| Qty   | Item  | Name                        | Fund   | FundCenter | Fund Prg   | Grant | Amount      |
|-------|-------|-----------------------------|--------|------------|--|-------|-------------|
| 3.90  |       | Total                       | 510100 | -          | Salaries and Wages - Regular                     |       | \$306,680   |
| 2.00  |       | Total                       | 511100 | -          | Salaries and Wages - Overtime                    |       | \$77,371    |
| 5.90  |       | Total                       | 520900 | -          | Fringe Benefits - FICA Taxes Employer Share      |       | \$29,382    |
| 5.90  |       | Total                       | 521010 | -          | Fringe Benefits - FRS Retirement Contrib         |       | \$54,063    |
| 3.90  |       | Total                       | 521110 | -          | Fringe Benefits - Medical Insurance              |       | \$65,328    |
| 3.90  |       | Total                       | 521120 | -          | Fringe Benefits - Dental Insurance               |       | \$4,758     |
| 3.90  |       | Total                       | 521130 | -          | Fringe Benefits - Vision Insurance               |       | \$531       |
| 3.90  |       | Total                       | 521140 | -          | Fringe Benefits - Accidental Death Dismemberment |       | \$59        |
| 3.90  |       | Total                       | 521150 | -          | Fringe Benefits - Long-Term Disability           |       | \$780       |
| 3.90  |       | Total                       | 521160 | -          | Fringe Benefits - Life Insurance                 |       | \$960       |
| 17.00 |       | Total                       | 529990 | -          | Fringe Benefits - Other Personnel Benefits       |       | \$1,342,936 |
| 1.00  | 15951 | Movement of Water           | 217000 | 5210173100 | NR   | NR    | 73,222      |
| 1.00  | 15443 | Movement of Water           | 217000 | 5210173100 | NR   | NR    | 238,298     |
| 1.00  | 15370 | Movement of Water           | 217000 | 5211174000 | NR   | NR    | 81,321      |
| 3.00  |       | Total                       | 540030 | -          | Oper Expense - Inventory Other Fuels             |       | \$392,841   |
| 1.00  | 34598 | C139 FEB- OE Liquid Propane | 217000 | 5211174000 | NR   | NR    | 500         |
| 1.00  |       | Total                       | 541200 | -          | Oper Expense - Liquid Propane Fuel               |       | \$500       |
| 1.00  | 34626 | L8 Res-Office Supplies      | 217000 | 5210173100 | NR   | NR    | 275         |
| 1.00  |       | Total                       | 541510 | -          | Oper Expense - Parts,Supp - Office               |       | \$275       |

DISTRICT EVERGLADES PROGRAM

BB41 MOVEMENT OF WATER

| Qty  | Item  | Name                     | Fund   | FundCenter | Fund Prg               | Grant | Amount      |
|------|-------|--------------------------|--------|------------|------------------------|-------|-------------|
| 1.00 | 15606 | STA Contingency Reserves | 217000 | 9999999899 | NR                     | NR    | 3,000,000   |
| 1.00 |       | Total                    | 590010 | -          | Reserves - Contingency |       | \$3,000,000 |
|      |       | Total                    |        |            | MOVEMENT OF WATER      |       | \$5,276,464 |

DISTRICT EVERGLADES PROGRAM

BB42 PUMPING OPERATIONS

| Qty  | Item  | Name  | Fund   | FundCenter | Fund Prg | Grant | Amount      |
|------|-------|---|--------|------------|----------|-------|-------------|
| 8.25 |       | Total 510100 - Salaries and Wages - Regular                     |        |            |          |       | \$453,895   |
| 1.00 |       | Total 511100 - Salaries and Wages - Overtime                    |        |            |          |       | \$5,000     |
| 9.25 |       | Total 520900 - Fringe Benefits - FICA Taxes Employer Share      |        |            |          |       | \$35,105    |
| 9.25 |       | Total 521010 - Fringe Benefits - FRS Retirement Contrib         |        |            |          |       | \$70,014    |
| 8.25 |       | Total 521110 - Fringe Benefits - Medical Insurance              |        |            |          |       | \$135,184   |
| 8.25 |       | Total 521120 - Fringe Benefits - Dental Insurance               |        |            |          |       | \$10,065    |
| 8.25 |       | Total 521130 - Fringe Benefits - Vision Insurance               |        |            |          |       | \$1,135     |
| 8.25 |       | Total 521140 - Fringe Benefits - Accidental Death Dismemberment |        |            |          |       | \$120       |
| 8.25 |       | Total 521150 - Fringe Benefits - Long-Term Disability           |        |            |          |       | \$1,650     |
| 8.25 |       | Total 521160 - Fringe Benefits - Life Insurance                 |        |            |          |       | \$1,998     |
| 1.00 | 34919 | RS Operating-S-5A O&M Impact (pumping to                        | 217000 | 5210173100 | NR       | NR    | 55,800      |
| 1.00 |       | Total 530606 - Cont Serv - Maint & Repairs - District Works     |        |            |          |       | \$55,800    |
| 1.00 | 32027 | Fuel Increases for Pumping Ops                                  | 217000 | 1010200000 | NR       | NR    | 586,450     |
| 1.00 | 34908 | L8 Res-Fuel (Deer Run)  | 217000 | 5210173100 | NR       | NR    | 50,000      |
| 1.00 | 15389 | Pumping Operations  | 217000 | 5210173100 | NR       | NR    | 97,279      |
| 1.00 | 15599 | Pumping Operations  | 217000 | 5210173100 | NR       | NR    | 555,042     |
| 1.00 | 15601 | Pumping Operations  | 217000 | 5211174000 | NR       | NR    | 627,172     |
| 1.00 | 15442 | Pumping Operations  | 217000 | 5211174000 | NR       | NR    | 87,081      |
| 6.00 |       | Total 540030 - Oper Expense - Inventory Other Fuels             |        |            |          |       | \$2,003,024 |
| 1.00 | 34314 | L8 Res-PS Oil   | 217000 | 5210173100 | NR       | NR    | 1,700       |
| 1.00 | 26016 | Pumping Operations  | 217000 | 5211174000 | NR       | NR    | 31,750      |

DISTRICT EVERGLADES PROGRAM

BB42 PUMPING OPERATIONS

| Qty  | Item  | Name                             | Fund   | FundCenter | Fund Prg  | Grant | Amount      |
|------|-------|----------------------------------|--------|------------|---|-------|-------------|
| 2.00 |       | Total                            | 540040 | -          | Oper Expense - Inventory Oils/Lubricants/Solvents |       | \$33,450    |
| 1.00 | 17641 | Pumping Operations               | 217000 | 5210173100 | NR  | NR    | 1,000       |
| 1.00 |       | Total                            | 541301 | -          | Oper Expense - District Uniforms                  |       | \$1,000     |
| 1.00 | 34785 | L8 Res-Tools-Electrical/Mech     | 217000 | 5210173100 | NR  | NR    | 80          |
| 1.00 | 17702 | Pumping Operations               | 217000 | 5210173100 | NR  | NR    | 2,000       |
| 2.00 |       | Total                            | 541400 | -          | Oper Expense - Tools/Equipment/PPE                |       | \$2,080     |
| 1.00 | 34425 | L8 Res-Rental Equipment          | 217000 | 5210173100 | NR  | NR    | 1,000       |
| 1.00 |       | Total                            | 541600 | -          | Oper Expense - Rent/Lease Equipment               |       | \$1,000     |
| 1.00 | 34815 | L8 Res-PS Electricity            | 217000 | 5210173100 | NR  | NR    | 950,000     |
| 1.00 | 15827 | Pumping Operations               | 217000 | 5210173100 | NR  | NR    | 545,980     |
| 1.00 | 34859 | EAA A2 STA-OE Electrical Service | 217000 | 5211174000 | NR  | NR    | 187,500     |
| 1.00 | 15928 | Pumping Operations               | 217000 | 5211174000 | NR  | NR    | 315,622     |
| 4.00 |       | Total                            | 543701 | -          | Oper Expense - Electrical Service                 |       | \$1,999,102 |
|      |       | Total                            |        |            | PUMPING OPERATIONS                                |       | \$4,809,622 |

DISTRICT EVERGLADES PROGRAM

BB45 STRUCTURE MAINTENANCE

| Qty   | Item  | Name                                    | Fund   | FundCenter | Fund Prg   | Grant | Amount      |
|-------|-------|---|--------|------------|--|-------|-------------|
| 24.00 |       | Total                                   | 510100 | -          | Salaries and Wages - Regular                     |       | \$1,364,808 |
| 2.00  |       | Total                                   | 511100 | -          | Salaries and Wages - Overtime                    |       | \$66,079    |
| 26.00 |       | Total                                   | 520900 | -          | Fringe Benefits - FICA Taxes Employer Share      |       | \$109,469   |
| 26.00 |       | Total                                   | 521010 | -          | Fringe Benefits - FRS Retirement Contrib         |       | \$197,409   |
| 24.00 |       | Total                                   | 521110 | -          | Fringe Benefits - Medical Insurance              |       | \$397,536   |
| 24.00 |       | Total                                   | 521120 | -          | Fringe Benefits - Dental Insurance               |       | \$29,280    |
| 24.00 |       | Total                                   | 521130 | -          | Fringe Benefits - Vision Insurance               |       | \$3,287     |
| 24.00 |       | Total                                   | 521140 | -          | Fringe Benefits - Accidental Death Dismemberment |       | \$343       |
| 24.00 |       | Total                                   | 521150 | -          | Fringe Benefits - Long-Term Disability           |       | \$4,800     |
| 24.00 |       | Total                                   | 521160 | -          | Fringe Benefits - Life Insurance                 |       | \$5,741     |
| 2.00  |       | Total                                   | 529990 | -          | Fringe Benefits - Other Personnel Benefits       |       | \$900,000   |
| 1.00  | 35014 | A1 FEB-CS Diving Services               | 217000 | 5211174000 | NR   | NR    | 16,250      |
| 1.00  |       | Total                                   | 530104 | -          | Cont Serv - Diving Services                      |       | \$16,250    |
| 1.00  | 34558 | L8 Res-Alligator Protection             | 217000 | 5210173100 | NR   | NR    | 700         |
| 1.00  | 34332 | STA 1W Exp #1-Alligator Protection Svcs | 217000 | 5210173100 | NR   | NR    | 1,200       |
| 1.00  | 17166 | Structure Maintenance                   | 217000 | 5210173100 | NR   | NR    | 5,000       |
| 1.00  | 34526 | A1 FEB-CS Alligator Protect             | 217000 | 5211174000 | NR   | NR    | 600         |
| 1.00  | 17164 | Structure Maintenance                   | 217000 | 5211174000 | NR   | NR    | 3,685       |
| 5.00  |       | Total                                   | 530106 | -          | Cont Serv - Alligator Protection Services        |       | \$11,185    |
| 1.00  | 17185 | Structure Maintenance                   | 217000 | 5210173100 | NR   | NR    | 1,028       |
| 1.00  | 35212 | EAA A2 STA-CS Electric Services         | 217000 | 5211174000 | NR   | NR    | 8,500       |

DISTRICT EVERGLADES PROGRAM

BB45 STRUCTURE MAINTENANCE

| Qty  | Item  | Name   | Fund   | FundCenter | Fund Prg | Grant | Amount   |
|------|-------|--|--------|------------|----------|-------|----------|
| 1.00 | 17183 | Structure Maintenance  | 217000 | 5211174000 | NR       | NR    | 3,632    |
| 3.00 |       | Total 530120 - Cont Serv - Electrical Services                 |        |            |          |       | \$13,160 |
| 1.00 | 34313 | C139 FEB-CS Nuisance Wildlife                                  | 217000 | 5211174000 | NR       | NR    | 1,667    |
| 1.00 | 35215 | EAA A2 STA-CS Nuisance Wildlife                                | 217000 | 5211174000 | NR       | NR    | 8,500    |
| 2.00 |       | Total 530401 - Cont Serv - Exotic Nuisance Wildlife            |        |            |          |       | \$10,167 |
| 1.00 | 35396 | A1 FEB-CS Mowing Struture/PS                                   | 217000 | 5211174000 | NR       | NR    | 4,250    |
| 1.00 | 34317 | C139 FEB-CS Mowing Struture/PS                                 | 217000 | 5211174000 | NR       | NR    | 1,800    |
| 1.00 | 17235 | Structure Maintenance  | 217000 | 5211174000 | NR       | NR    | 41,850   |
| 3.00 |       | Total 530404 - Cont Serv - Mowing Field Stations/Pump Stations |        |            |          |       | \$47,900 |
| 1.00 | 35217 | EAA A2 STA-CS Equipment Inspection                             | 217000 | 5211174000 | NR       | NR    | 8,500    |
| 1.00 |       | Total 530405 - Cont Serv - Equipment Inspections               |        |            |          |       | \$8,500  |
| 1.00 | 34319 | STA 1W Exp #1-Shop Tool Repair-SM                              | 217000 | 5210173100 | NR       | NR    | 1,815    |
| 1.00 | 34201 | STA 1W Exp #2-Shop Tool Repair-SM                              | 217000 | 5210173100 | NR       | NR    | 1,815    |
| 1.00 | 35349 | A1 FEB-CS Maint. & Repair                                      | 217000 | 5211174000 | NR       | NR    | 5,500    |
| 3.00 |       | Total 530600 - Cont Serv - Maintenance and Repairs             |        |            |          |       | \$9,130  |
| 1.00 | 34438 | L8 Res-Generator Inspect                                       | 217000 | 5210173100 | NR       | NR    | 1,065    |
| 1.00 | 34202 | STA 1W Exp #1-Electric Motor Repairs - S                       | 217000 | 5210173100 | NR       | NR    | 1,815    |
| 1.00 | 34630 | STA 1W Exp #1-STA's Generator M&R - SM                         | 217000 | 5210173100 | NR       | NR    | 300      |
| 1.00 | 34203 | STA 1W Exp #2-Electric Motor Repairs - S                       | 217000 | 5210173100 | NR       | NR    | 1,815    |
| 1.00 | 34631 | STA 1W Exp #2-STA's Generator M&R - SM                         | 217000 | 5210173100 | NR       | NR    | 300      |
| 1.00 | 17278 | Structure Maintenance  | 217000 | 5210173100 | NR       | NR    | 7,708    |
| 1.00 | 34253 | EAA A2 STA-CS M&R District Works                               | 217000 | 5211174000 | NR       | NR    | 2,083    |
| 1.00 | 17276 | Structure Maintenance  | 217000 | 5211174000 | NR       | NR    | 6,000    |
| 8.00 |       | Total 530606 - Cont Serv - Maint & Repairs - District Works    |        |            |          |       | \$21,086 |
| 1.00 | 17376 | Structure Maintenance  | 217000 | 5210173100 | NR       | NR    | 1,909    |
| 1.00 | 17373 | Structure Maintenance  | 217000 | 5211174000 | NR       | NR    | 137      |

DISTRICT EVERGLADES PROGRAM

BB45 STRUCTURE MAINTENANCE

| Qty  | Item  | Name                                     | Fund   | FundCenter | Fund Prg  | Grant | Amount   |
|------|-------|--|--------|------------|---|-------|----------|
| 2.00 |       | Total                                    | 530611 | -          | Cont Serv - Maint and Repairs Equipment           |       | \$2,046  |
| 1.00 | 17394 | Structure Maintenance                    | 217000 | 5211174000 | NR  | NR    | 2,145    |
| 1.00 |       | Total                                    | 530700 | -          | Cont Serv - Equipment Rentals                     |       | \$2,145  |
| 1.00 | 34521 | L8 Res-Signs                             | 217000 | 5210173100 | NR  | NR    | 560      |
| 1.00 | 34535 | STA 1W Exp #1-General Carpentry Services | 217000 | 5210173100 | NR  | NR    | 600      |
| 1.00 | 34536 | STA 1W Exp #2-General Carpentry Services | 217000 | 5210173100 | NR  | NR    | 600      |
| 1.00 | 35355 | A1 FEB-CS General Maint.                 | 217000 | 5211174000 | NR  | NR    | 5,500    |
| 1.00 | 34724 | C139 FEB-CS General Maint.               | 217000 | 5211174000 | NR  | NR    | 208      |
| 5.00 |       | Total                                    | 531100 | -          | Cont Serv - General Maintenance                   |       | \$7,468  |
| 1.00 | 17458 | Structure Maintenance                    | 217000 | 5210173100 | NR  | NR    | 1,690    |
| 1.00 | 17455 | Structure Maintenance                    | 217000 | 5211174000 | NR  | NR    | 1,382    |
| 2.00 |       | Total                                    | 531103 | -          | Cont Serv - Waste Disposal Services               |       | \$3,072  |
| 1.00 | 35258 | L8 Res-Fuel Vehicles                     | 217000 | 5210173100 | NR  | NR    | 6,000    |
| 1.00 | 35322 | STA 1W Exp #1-Fuel SM Vehicles           | 217000 | 5210173100 | NR  | NR    | 5,000    |
| 1.00 | 35323 | STA 1W Exp #2-Fuel SM Vehicles           | 217000 | 5210173100 | NR  | NR    | 5,000    |
| 1.00 | 35147 | EAA A2 STA-OE Inventory Fuels            | 217000 | 5211174000 | NR  | NR    | 10,417   |
| 4.00 |       | Total                                    | 540030 | -          | Oper Expense - Inventory Other Fuels              |       | \$26,417 |
| 1.00 | 34568 | L8 Res-Structures Oil                    | 217000 | 5210173100 | NR  | NR    | 450      |
| 1.00 | 34538 | STA 1W Exp #1-Structures Oil             | 217000 | 5210173100 | NR  | NR    | 600      |
| 1.00 | 34539 | STA 1W Exp #2-Structures Oil             | 217000 | 5210173100 | NR  | NR    | 600      |
| 1.00 | 17502 | Structure Maintenance                    | 217000 | 5210173100 | NR  | NR    | 1,790    |
| 1.00 | 17499 | Structure Maintenance                    | 217000 | 5211174000 | NR  | NR    | 5,747    |
| 5.00 |       | Total                                    | 540040 | -          | Oper Expense - Inventory Oils/Lubricants/Solvents |       | \$9,187  |
| 1.00 | 34440 | L8 Res-Structures (Propane)              | 217000 | 5210173100 | NR  | NR    | 1,090    |
| 1.00 | 34562 | STA 1W Exp #1-Structures (Propane) (Rev) | 217000 | 5210173100 | NR  | NR    | 700      |
| 1.00 | 34540 | STA 1W Exp #2-Structures (Propane)       | 217000 | 5210173100 | NR  | NR    | 600      |
| 1.00 | 17550 | Structure Maintenance                    | 217000 | 5210173100 | NR  | NR    | 2,402    |

DISTRICT EVERGLADES PROGRAM

BB45 STRUCTURE MAINTENANCE

| Qty   | Item  | Name   | Fund   | FundCenter | Fund Prg | Grant | Amount   |
|-------|-------|--|--------|------------|----------|-------|----------|
| 1.00  | 34105 | EAA A2 STA- OE Liquid Propane                        | 217000 | 5211174000 | NR       | NR    | 2,917    |
| 1.00  | 17549 | Structure Maintenance                                | 217000 | 5211174000 | NR       | NR    | 172      |
| 6.00  |       | Total 541200 - Oper Expense - Liquid Propane Fuel    |        |            |          |       | \$7,881  |
|       |       |  |        |            |          |       |          |
| 1.00  | 34320 | L8 Res-Structure Maintenance                         | 217000 | 5210173100 | NR       | NR    | 1,090    |
| 1.00  | 34511 | L8 Res-Structures Fencing                            | 217000 | 5210173100 | NR       | NR    | 545      |
| 1.00  | 34393 | STA 1W Exp #1-Fencing (Rev)                          | 217000 | 5210173100 | NR       | NR    | 1,000    |
| 1.00  | 34600 | STA 1W Exp #1-Lumber/Wood                            | 217000 | 5210173100 | NR       | NR    | 500      |
| 1.00  | 34345 | STA 1W Exp #1-Structures Metal                       | 217000 | 5210173100 | NR       | NR    | 1,200    |
| 1.00  | 34479 | STA 1W Exp #2-Fencing                                | 217000 | 5210173100 | NR       | NR    | 900      |
| 1.00  | 34601 | STA 1W Exp #2-Lumber/Wood                            | 217000 | 5210173100 | NR       | NR    | 500      |
| 1.00  | 34347 | STA 1W Exp #2-Structures Metal                       | 217000 | 5210173100 | NR       | NR    | 1,200    |
| 1.00  | 17587 | Structure Maintenance                                | 217000 | 5210173100 | NR       | NR    | 10,717   |
| 1.00  | 17582 | Structure Maintenance                                | 217000 | 5211174000 | NR       | NR    | 5,000    |
| 10.00 |       | Total 541300 - Oper Expense - Construction Materials |        |            |          |       | \$22,652 |
|       |       |  |        |            |          |       |          |
| 1.00  | 17640 | Structure Maintenance                                | 217000 | 5210173100 | NR       | NR    | 786      |
| 1.00  | 17637 | Structure Maintenance                                | 217000 | 5211174000 | NR       | NR    | 2,330    |
| 2.00  |       | Total 541301 - Oper Expense - District Uniforms      |        |            |          |       | \$3,116  |
|       |       |  |        |            |          |       |          |
| 1.00  | 20964 | Safety Boots   | 217000 | 5210173100 | NR       | NR    | 500      |
| 1.00  | 34190 | C139 FEB-OE Safety Shoes                             | 217000 | 5211174000 | NR       | NR    | 2,500    |
| 1.00  | 20966 | Safety Boots   | 217000 | 5211174000 | NR       | NR    | 1,500    |
| 3.00  |       | Total 541302 - Oper Expense - Safety Shoes           |        |            |          |       | \$4,500  |
|       |       |  |        |            |          |       |          |
| 1.00  | 34784 | L8 Res-Structure Maint Tools                         | 217000 | 5210173100 | NR       | NR    | 80       |
| 1.00  | 34662 | STA 1W Exp #1-Tools-SM (Rev)                         | 217000 | 5210173100 | NR       | NR    | 350      |
| 1.00  | 34733 | STA 1W Exp #2-Tools-SM                               | 217000 | 5210173100 | NR       | NR    | 250      |
| 1.00  | 17701 | Structure Maintenance                                | 217000 | 5210173100 | NR       | NR    | 2,573    |
| 1.00  | 34604 | A1 FEB-OE Tools Equip. PPE                           | 217000 | 5211174000 | NR       | NR    | 500      |
| 1.00  | 17697 | Structure Maintenance                                | 217000 | 5211174000 | NR       | NR    | 9,476    |
| 6.00  |       | Total 541400 - Oper Expense - Tools/Equipment/PPE    |        |            |          |       | \$13,229 |
|       |       |  |        |            |          |       |          |
| 1.00  | 35219 | A1 FEB-OE Commodities                                | 217000 | 5211174000 | NR       | NR    | 8,500    |
| 1.00  |       | Total 541500 - Oper Expense - Parts and Supplies     |        |            |          |       | \$8,500  |



DISTRICT EVERGLADES PROGRAM

BB45 STRUCTURE MAINTENANCE

| Qty   | Item  | Name  | Fund   | FundCenter | Fund Prg | Grant | Amount   |
|-------|-------|---|--------|------------|----------|-------|----------|
| 1.00  | 34260 | L8 Res-Equipment VMF  | 217000 | 5210173100 | NR       | NR    | 2,180    |
| 1.00  | 35344 | STA 1W Exp #1-VMF Parts & Fittings SM                               | 217000 | 5210173100 | NR       | NR    | 5,445    |
| 1.00  | 35345 | STA 1W Exp #2-VMF Parts & Fittings SM                               | 217000 | 5210173100 | NR       | NR    | 5,445    |
| 3.00  |       | Total 541502 - Oper Expense - Parts,Supp - Fleet                    |        |            |          |       | \$13,070 |
| 1.00  | 34352 | STA 1W Exp #1-General Maint Supply SM                               | 217000 | 5210173100 | NR       | NR    | 1,200    |
| 1.00  | 34353 | STA 1W Exp #2-General Maint Supply SM                               | 217000 | 5210173100 | NR       | NR    | 1,200    |
| 1.00  | 17844 | Structure Maintenance   | 217000 | 5210173100 | NR       | NR    | 2,594    |
| 1.00  | 34608 | C139 FEB-OE Building & Grounds P&S                                  | 217000 | 5211174000 | NR       | NR    | 500      |
| 1.00  | 17841 | Structure Maintenance   | 217000 | 5211174000 | NR       | NR    | 6,089    |
| 5.00  |       | Total 541503 - Oper Expense - Parts,Supp - Build & Ground Equip     |        |            |          |       | \$11,583 |
| 1.00  | 34512 | L8 Res-Electrical P&S - SM  | 217000 | 5210173100 | NR       | NR    | 545      |
| 1.00  | 34137 | STA 1W Exp #1-Electric Motor Parts                                  | 217000 | 5210173100 | NR       | NR    | 3,000    |
| 1.00  | 34138 | STA 1W Exp #1-P&S Electricial (Rev)                                 | 217000 | 5210173100 | NR       | NR    | 3,000    |
| 1.00  | 35387 | STA 1W Exp #2-Electric Motor Parts                                  | 217000 | 5210173100 | NR       | NR    | 4,000    |
| 1.00  | 35332 | STA 1W Exp #2-P&S Electricial (Rev)                                 | 217000 | 5210173100 | NR       | NR    | 5,000    |
| 1.00  | 17877 | Structure Maintenance   | 217000 | 5210173100 | NR       | NR    | 20,046   |
| 1.00  | 35289 | A1 FEB-OE P&S Electrical  | 217000 | 5211174000 | NR       | NR    | 7,000    |
| 1.00  | 34281 | C139 FEB-OE P&S Electrical  | 217000 | 5211174000 | NR       | NR    | 1,500    |
| 1.00  | 35223 | EAA A2 STA-OE P&S Electrical  | 217000 | 5211174000 | NR       | NR    | 8,750    |
| 1.00  | 17874 | Structure Maintenance   | 217000 | 5211174000 | NR       | NR    | 2,742    |
| 10.00 |       | Total 541505 - Oper Expense - Parts,Supp - Electrical/Electronic    |        |            |          |       | \$55,583 |
| 1.00  | 17918 | Structure Maintenance   | 217000 | 5210173100 | NR       | NR    | 861      |
| 1.00  | 17915 | Structure Maintenance   | 217000 | 5211174000 | NR       | NR    | 697      |
| 2.00  |       | Total 541511 - Oper Expense - Parts and Supplies Security Equipment |        |            |          |       | \$1,558  |
| 1.00  | 34323 | L8 Res-SM Parts and Supplies  | 217000 | 5210173100 | NR       | NR    | 1,090    |
| 1.00  | 34648 | STA 1W Exp #1-Boat Barrier Maint                                    | 217000 | 5210173100 | NR       | NR    | 300      |
| 1.00  | 34545 | STA 1W Exp #1-Gearbox Overhauls                                     | 217000 | 5210173100 | NR       | NR    | 600      |
| 1.00  | 34649 | STA 1W Exp #1-Seals Paint MSF Overhauls                             | 217000 | 5210173100 | NR       | NR    | 300      |
| 1.00  | 34355 | STA 1W Exp #1-Structures Maintenance                                | 217000 | 5210173100 | NR       | NR    | 1,200    |
| 1.00  | 35341 | STA 1W Exp #1-Tuff Boom   | 217000 | 5210173100 | NR       | NR    | 5,232    |

DISTRICT EVERGLADES PROGRAM

BB45 STRUCTURE MAINTENANCE

| Qty   | Item  | Name   | Fund   | FundCenter | Fund Prg | Grant | Amount      |
|-------|-------|--|--------|------------|----------|-------|-------------|
| 1.00  | 34650 | STA 1W Exp #2-Boat Barrier Maint   | 217000 | 5210173100 | NR       | NR    | 300         |
| 1.00  | 34546 | STA 1W Exp #2-Gearbox Overhauls  | 217000 | 5210173100 | NR       | NR    | 600         |
| 1.00  | 35172 | STA 1W Exp #2-Seals Paint MSF Overhauls                                  | 217000 | 5210173100 | NR       | NR    | 12,050      |
| 1.00  | 34356 | STA 1W Exp #2-Structures Maintenance                                     | 217000 | 5210173100 | NR       | NR    | 1,200       |
| 1.00  | 17942 | Structure Maintenance  | 217000 | 5210173100 | NR       | NR    | 112,686     |
| 1.00  | 35361 | EAA A2 STA-OE P&S Water Control  | 217000 | 5211174000 | NR       | NR    | 5,583       |
| 1.00  | 34080 | STA 5/6 Conn-PH1 - OE P&S Water Control                                  | 217000 | 5211174000 | NR       | NR    | 2,500       |
| 1.00  | 17940 | Structure Maintenance  | 217000 | 5211174000 | NR       | NR    | 44,504      |
| 14.00 |       | Total 541512 - Oper Expense - Parts and Supplies Water Control Structure |        |            |          |       | \$188,145   |
| 1.00  | 24647 | P&S Maintenance Support Facility   | 217000 | 5210173100 | NR       | NR    | 1,000       |
| 1.00  |       | Total 541514 - Oper Expense - Parts, Supp - Maint Supp Facility          |        |            |          |       | \$1,000     |
| 1.00  | 34242 | STA 1W Exp #1-WPBFS AOR Rental Equipment                                 | 217000 | 5210173100 | NR       | NR    | 2,000       |
| 1.00  | 34243 | STA 1W Exp #2-WPBFS AOR Rental Equipment                                 | 217000 | 5210173100 | NR       | NR    | 2,000       |
| 1.00  | 17971 | Structure Maintenance  | 217000 | 5210173100 | NR       | NR    | 3,718       |
| 1.00  | 17967 | Structure Maintenance  | 217000 | 5211174000 | NR       | NR    | 1,000       |
| 4.00  |       | Total 541600 - Oper Expense - Rent/Lease Equipment                       |        |            |          |       | \$8,718     |
| 1.00  | 34697 | STA 1W Exp #1-CDL  | 217000 | 5210173100 | NR       | NR    | 125         |
| 1.00  | 34698 | STA 1W Exp #2-CDL  | 217000 | 5210173100 | NR       | NR    | 125         |
| 1.00  | 18017 | Structure Maintenance  | 217000 | 5210173100 | NR       | NR    | 129         |
| 3.00  |       | Total 542400 - Oper Expense - Professional Licenses                      |        |            |          |       | \$379       |
| 1.00  | 34573 | L8 Res-Structure Electricity   | 217000 | 5210173100 | NR       | NR    | 465         |
| 1.00  | 35389 | A1 FEB-OE Electrical Service   | 217000 | 5211174000 | NR       | NR    | 4,000       |
| 1.00  | 35293 | EAA A2 STA-OE Electrical Service   | 217000 | 5211174000 | NR       | NR    | 7,167       |
| 3.00  |       | Total 543701 - Oper Expense - Electrical Service                         |        |            |          |       | \$11,632    |
| 1.00  | 34893 | EAA A2 STA-1T Utility 4WD(Struc Tech)                                    | 406000 | 5005170400 | NR       | NR    | 45,600      |
| 1.00  |       | Total 589500 - Capital Outlay - Vehicles                                 |        |            |          |       | \$45,600    |
|       |       | STRUCTURE MAINTENANCE  |        |            |          |       | \$3,663,611 |

DISTRICT EVERGLADES PROGRAM

BB45 STRUCTURE MAINTENANCE

| <u>Qty</u> | <u>Item</u> | <u>Name</u> | <u>Fund</u> | <u>FundCenter</u> | <u>Fund Prg</u> | <u>Grant</u> | <u>Amount</u> |
|------------|-------------|-------------|-------------|-------------------|-----------------|--------------|---------------|
|            |             | Total       |             |                   |                 |              |               |

DISTRICT EVERGLADES PROGRAM

BB46 STRUCTURE OVERHAUL

| Qty  | Item  | Name  | Fund   | FundCenter | Fund Prg | Grant | Amount    |
|------|-------|---|--------|------------|----------|-------|-----------|
| 3.00 | Total | 510100 - Salaries and Wages - Regular                     |        |            |          |       | \$166,961 |
| 3.00 | Total | 520900 - Fringe Benefits - FICA Taxes Employer Share      |        |            |          |       | \$12,776  |
| 3.00 | Total | 521010 - Fringe Benefits - FRS Retirement Contrib         |        |            |          |       | \$23,114  |
| 3.00 | Total | 521110 - Fringe Benefits - Medical Insurance              |        |            |          |       | \$49,163  |
| 3.00 | Total | 521120 - Fringe Benefits - Dental Insurance               |        |            |          |       | \$3,660   |
| 3.00 | Total | 521130 - Fringe Benefits - Vision Insurance               |        |            |          |       | \$416     |
| 3.00 | Total | 521140 - Fringe Benefits - Accidental Death Dismemberment |        |            |          |       | \$46      |
| 3.00 | Total | 521150 - Fringe Benefits - Long-Term Disability           |        |            |          |       | \$600     |
| 3.00 | Total | 521160 - Fringe Benefits - Life Insurance                 |        |            |          |       | \$739     |
| 1.00 | 35184 | EAA A2 STA-CS Mowing Struture/PS                          | 217000 | 5211174000 | NR       | NR    | 7,500     |
| 1.00 | Total | 530404 - Cont Serv - Mowing Field Stations/Pump Stations  |        |            |          |       | \$7,500   |
| .20  | 15895 | CO Vehicles   | 402000 | 5005170400 | NR       | NR    | 147,298   |
| .20  | Total | 589500 - Capital Outlay - Vehicles                        |        |            |          |       | \$147,298 |
|      | Total | STRUCTURE OVERHAUL  |        |            |          |       | \$412,273 |

DISTRICT EVERGLADES PROGRAM

BB47 PUMP STATION MAINTENANCE

| Qty   | Item  | Name  | Fund   | FundCenter | Fund Prg | Grant | Amount      |
|-------|-------|---|--------|------------|----------|-------|-------------|
| 30.35 |       | Total 510100 - Salaries and Wages - Regular                     |        |            |          |       | \$1,786,284 |
| 30.35 |       | Total 520900 - Fringe Benefits - FICA Taxes Employer Share      |        |            |          |       | \$136,653   |
| 30.35 |       | Total 521010 - Fringe Benefits - FRS Retirement Contrib         |        |            |          |       | \$255,743   |
| 30.35 |       | Total 521110 - Fringe Benefits - Medical Insurance              |        |            |          |       | \$497,767   |
| 30.35 |       | Total 521120 - Fringe Benefits - Dental Insurance               |        |            |          |       | \$37,027    |
| 30.35 |       | Total 521130 - Fringe Benefits - Vision Insurance               |        |            |          |       | \$4,162     |
| 30.35 |       | Total 521140 - Fringe Benefits - Accidental Death Dismemberment |        |            |          |       | \$444       |
| 30.35 |       | Total 521150 - Fringe Benefits - Long-Term Disability           |        |            |          |       | \$6,070     |
| 30.35 |       | Total 521160 - Fringe Benefits - Life Insurance                 |        |            |          |       | \$7,485     |
| 1.00  | 35101 | STA 1W Exp #2-Dive Services                                     | 217000 | 5210173100 | NR       | NR    | 14,000      |
| 1.00  | 35013 | EAA A2 STA-CS Diving Services                                   | 217000 | 5211174000 | NR       | NR    | 16,250      |
| 2.00  |       | Total 530104 - Cont Serv - Diving Services                      |        |            |          |       | \$30,250    |
| 1.00  | 17172 | Pump Station Maintenance  | 217000 | 5210173100 | NR       | NR    | 1,201       |
| 1.00  | 34365 | STA 1W Exp #2-Gator Services (Rev)                              | 217000 | 5210173100 | NR       | NR    | 1,400       |
| 1.00  | 17165 | Pump Station Maintenance  | 217000 | 5211174000 | NR       | NR    | 1,102       |
| 3.00  |       | Total 530106 - Cont Serv - Alligator Protection Services        |        |            |          |       | \$3,703     |
| 1.00  | 35025 | STA 1W Exp #2-Grading (Rev)                                     | 217000 | 5210173100 | NR       | NR    | 19,344      |
| 1.00  |       | Total 530116 - Cont Serv - Road Grading Services                |        |            |          |       | \$19,344    |
| 1.00  | 17191 | Pump Station Maintenance  | 217000 | 5210173100 | NR       | NR    | 21,457      |
| 1.00  | 34577 | C139 FEB-CS Electrical Service                                  | 217000 | 5211174000 | NR       | NR    | 500         |
| 1.00  | 35335 | EAA A2 STA-CS Electric Services                                 | 217000 | 5211174000 | NR       | NR    | 5,167       |
| 1.00  | 17184 | Pump Station Maintenance  | 217000 | 5211174000 | NR       | NR    | 6,869       |

DISTRICT EVERGLADES PROGRAM

BB47 PUMP STATION MAINTENANCE

| Qty  | Item  | Name   | Fund   | FundCenter | Fund Prg | Grant | Amount   |
|------|-------|--|--------|------------|----------|-------|----------|
| 4.00 |       | Total 530120 - Cont Serv - Electrical Services                 |        |            |          |       | \$33,993 |
| 1.00 | 17197 | Pump Station Maintenance                                       | 217000 | 5210173100 | NR       | NR    | 10,723   |
| 1.00 | 17194 | Pump Station Maintenance                                       | 217000 | 5211174000 | NR       | NR    | 500      |
| 2.00 |       | Total 530121 - Cont Serv - Water and Sewer Services            |        |            |          |       | \$11,223 |
| 1.00 | 34567 | G200A PS-CS Nuisance Wildlife                                  | 217000 | 5211174000 | NR       | NR    | 450      |
| 1.00 | 17216 | Levee Maintenance  | 217000 | 5211174000 | NR       | NR    | 15,294   |
| 2.00 |       | Total 530401 - Cont Serv - Exotic Nuisance Wildlife            |        |            |          |       | \$15,744 |
| 1.00 | 34333 | G200A PS-CS Mowing Struture/PS                                 | 217000 | 5211174000 | NR       | NR    | 1,200    |
| 1.00 |       | Total 530402 - Cont Serv - Tree Management Services            |        |            |          |       | \$1,200  |
| 1.00 | 35450 | STA 1W Exp #2-Mowing Canals/Levees (Rev)                       | 217000 | 5210173100 | NR       | NR    | 3,500    |
| 1.00 |       | Total 530403 - Cont Serv - Mowing Canals/Levees                |        |            |          |       | \$3,500  |
| 1.00 | 35416 | L8 Res-Lawn Maint PS & Divid                                   | 217000 | 5210173100 | NR       | NR    | 4,600    |
| 1.00 | 17247 | Pump Station Maintenance                                       | 217000 | 5210173100 | NR       | NR    | 16,720   |
| 1.00 | 34152 | STA 1W Exp #2-Mowing Structures (Rev)                          | 217000 | 5210173100 | NR       | NR    | 2,280    |
| 1.00 | 17236 | Pump Station Maintenance                                       | 217000 | 5211174000 | NR       | NR    | 31,865   |
| 4.00 |       | Total 530404 - Cont Serv - Mowing Field Stations/Pump Stations |        |            |          |       | \$55,465 |
| 1.00 | 34378 | L8 Res-PS A/C Maint Inspect                                    | 217000 | 5210173100 | NR       | NR    | 1,500    |
| 1.00 | 34474 | L8 Res-Vibration Analysis                                      | 217000 | 5210173100 | NR       | NR    | 900      |
| 1.00 | 17260 | Pump Station Maintenance                                       | 217000 | 5210173100 | NR       | NR    | 5,532    |
| 1.00 | 34473 | STA 1W Exp #2-Annual Crane Inspections                         | 217000 | 5210173100 | NR       | NR    | 900      |
| 1.00 | 34488 | EAA A2 STA- CS P&S Vibration Analysis                          | 217000 | 5211174000 | NR       | NR    | 1,000    |
| 1.00 | 17254 | Pump Station Maintenance                                       | 217000 | 5211174000 | NR       | NR    | 3,168    |
| 6.00 |       | Total 530405 - Cont Serv - Equipment Inspections               |        |            |          |       | \$13,000 |
| 1.00 | 34692 | L8 Res-Shop Tool Repair  | 217000 | 5210173100 | NR       | NR    | 125      |
| 1.00 | 34175 | L8 Res-Shop Trades Support                                     | 217000 | 5210173100 | NR       | NR    | 2,500    |
| 1.00 | 34783 | STA 1W Exp #1-Fire Extinguisher Service                        | 217000 | 5210173100 | NR       | NR    | 80       |
| 1.00 | 34690 | STA 1W Exp #1-Fire Rescue Inspection                           | 217000 | 5210173100 | NR       | NR    | 120      |

DISTRICT EVERGLADES PROGRAM

BB47 PUMP STATION MAINTENANCE

| Qty   | Item  | Name  | Fund   | FundCenter | Fund Prg | Grant | Amount    |
|-------|-------|---|--------|------------|----------|-------|-----------|
| 1.00  | 34527 | STA 1W Exp #2-Fire Extinguisher Service               | 217000 | 5210173100 | NR       | NR    | 600       |
| 1.00  | 34691 | STA 1W Exp #2-Fire Rescue Inspection                  | 217000 | 5210173100 | NR       | NR    | 120       |
| 1.00  | 35291 | STA 1W Exp #2-Maintenance and Repairs                 | 217000 | 5210173100 | NR       | NR    | 7,125     |
| 1.00  | 34722 | C139 FEB-CS Maint. & Repair                           | 217000 | 5211174000 | NR       | NR    | 208       |
| 1.00  | 35193 | EAA A2 STA-CS Maint. & Repair                         | 217000 | 5211174000 | NR       | NR    | 8,000     |
| 1.00  | 35454 | G200A PS-CS Maint. & Repair                           | 217000 | 5211174000 | NR       | NR    | 3,500     |
| 1.00  | 34676 | G200A PS-CS Vibrartion Analysis                       | 217000 | 5211174000 | NR       | NR    | 400       |
| 1.00  | 34847 | RS Operating- O&M Impact (pump to A1 FEB)             | 217000 | 5211174000 | NR       | NR    | 132,250   |
| 1.00  | 34174 | STA 5/6 Conn-PH1 -CS Maintenance and Rep              | 217000 | 5211174000 | NR       | NR    | 2,500     |
| 13.00 | Total | 530600 - Cont Serv - Maintenance and Repairs          |        |            |          |       | \$157,528 |
| 1.00  | 35178 | L8 Res-Electric Motors Rep                            | 217000 | 5210173100 | NR       | NR    | 12,500    |
| 1.00  | 17285 | Pump Station Maintenance                              | 217000 | 5210173100 | NR       | NR    | 45,711    |
| 1.00  | 34579 | STA 1W Exp #2-Vibration Analysis                      | 217000 | 5210173100 | NR       | NR    | 500       |
| 1.00  | 35309 | C139 FEB-CS M&R District Works                        | 217000 | 5211174000 | NR       | NR    | 5,000     |
| 1.00  | 17277 | Pump Station Maintenance                              | 217000 | 5211174000 | NR       | NR    | 95,000    |
| 5.00  | Total | 530606 - Cont Serv - Maint & Repairs - District Works |        |            |          |       | \$158,711 |
| 1.00  | 34315 | STA 1W Exp #2-M&R Vehicles                            | 217000 | 5210173100 | NR       | NR    | 1,725     |
| 1.00  | Total | 530608 - Cont Serv - Maint & Repairs - Vehicles       |        |            |          |       | \$1,725   |
| 1.00  | 35236 | L8 Res-RCP Drain Maint (Rev)                          | 217000 | 5210173100 | NR       | NR    | 9,500     |
| 1.00  | 26018 | Pump Station Maintenance                              | 217000 | 5210173100 | NR       | NR    | 10,000    |
| 1.00  | 23034 | Pump Station Maintenance                              | 217000 | 5210173100 | NR       | NR    | 15,000    |
| 1.00  | 34715 | STA 1W Exp #1-A/C Repairs                             | 217000 | 5210173100 | NR       | NR    | 200       |
| 1.00  | 34318 | STA 1W Exp #2-A/C Repairs                             | 217000 | 5210173100 | NR       | NR    | 1,800     |
| 1.00  | 17374 | Pump Station Maintenance                              | 217000 | 5211174000 | NR       | NR    | 10,039    |
| 6.00  | Total | 530611 - Cont Serv - Maint and Repairs Equipment      |        |            |          |       | \$46,539  |
| 1.00  | 17417 | Pump Station Maintenance                              | 217000 | 5210173100 | NR       | NR    | 15,202    |
| 1.00  | 34204 | STA 1W Exp #1-Build Maint & Repairs                   | 217000 | 5210173100 | NR       | NR    | 1,815     |
| 1.00  | 34632 | STA 1W Exp #1-Signs                                   | 217000 | 5210173100 | NR       | NR    | 300       |
| 1.00  | 34205 | STA 1W Exp #2-Build Maint & Repairs                   | 217000 | 5210173100 | NR       | NR    | 1,815     |
| 1.00  | 34208 | STA 1W Exp #2-General Maintenance                     | 217000 | 5210173100 | NR       | NR    | 1,950     |

DISTRICT EVERGLADES PROGRAM

BB47 PUMP STATION MAINTENANCE

| Qty  | Item  | Name   | Fund   | FundCenter | Fund Prg | Grant | Amount    |
|------|-------|--|--------|------------|----------|-------|-----------|
| 1.00 | 34633 | STA 1W Exp #2-Signs  | 217000 | 5210173100 | NR       | NR    | 300       |
| 1.00 | 34723 | C139 FEB-CS General Maint.                                       | 217000 | 5211174000 | NR       | NR    | 208       |
| 1.00 | 17408 | Pump Station Maintenance   | 217000 | 5211174000 | NR       | NR    | 8,690     |
| 1.00 | 34177 | STA 5/6 Conn-PH1 -CS General Maintenance                         | 217000 | 5211174000 | NR       | NR    | 2,500     |
| 9.00 |       | Total 531100 - Cont Serv - General Maintenance                   |        |            |          |       | \$32,780  |
| 1.00 | 17440 | Pump Station Maintenance   | 217000 | 5210173100 | NR       | NR    | 12,559    |
| 1.00 | 17434 | Pump Station Maintenance   | 217000 | 5211174000 | NR       | NR    | 10,349    |
| 2.00 |       | Total 531102 - Cont Serv - Security Services                     |        |            |          |       | \$22,908  |
| 1.00 | 17473 | Pump Station Maintenance   | 217000 | 5210173100 | NR       | NR    | 3,217     |
| 1.00 | 34179 | C139 FEB-CS Waste Disposal                                       | 217000 | 5211174000 | NR       | NR    | 2,500     |
| 1.00 | 17456 | Pump Station Maintenance   | 217000 | 5211174000 | NR       | NR    | 2,145     |
| 3.00 |       | Total 531103 - Cont Serv - Waste Disposal Services               |        |            |          |       | \$7,862   |
| 1.00 | 35244 | STA 1W Exp #2-Inventory Chemicals (Rev)                          | 217000 | 5210173100 | NR       | NR    | 5,763     |
| 1.00 |       | Total 540010 - Oper Expense - Inventory Chemicals                |        |            |          |       | \$5,763   |
| 1.00 | 34853 | STA 1W Exp #2-Fuel   | 217000 | 5210173100 | NR       | NR    | 147,250   |
| 1.00 | 34595 | C139 FEB-OE Inventory Fuels                                      | 217000 | 5211174000 | NR       | NR    | 500       |
| 1.00 | 34812 | RS Operating- Fuel Impact (pump to A1FEB)                        | 217000 | 5211174000 | NR       | NR    | 697,000   |
| 3.00 |       | Total 540030 - Oper Expense - Inventory Other Fuels              |        |            |          |       | \$844,750 |
| 1.00 | 34714 | L8 Res-Lube Oil Analysis   | 217000 | 5210173100 | NR       | NR    | 195       |
| 1.00 | 17515 | Pump Station Maintenance   | 217000 | 5210173100 | NR       | NR    | 42,732    |
| 1.00 | 35113 | STA 1W Exp #2-Inv Oils and Lubes (Rev)                           | 217000 | 5210173100 | NR       | NR    | 15,000    |
| 1.00 | 34687 | C139 FEB-OE Inv Oils and Lubricant                               | 217000 | 5211174000 | NR       | NR    | 417       |
| 1.00 | 34515 | G200A PS-OE Oils and Lubes                                       | 217000 | 5211174000 | NR       | NR    | 550       |
| 1.00 | 17500 | Pump Station Maintenance   | 217000 | 5211174000 | NR       | NR    | 18,529    |
| 6.00 |       | Total 540040 - Oper Expense - Inventory Oils/Lubricants/Solvents |        |            |          |       | \$77,423  |
| 1.00 | 23035 | Pump Station Maintenance   | 217000 | 5210173100 | NR       | NR    | 10,000    |



DISTRICT EVERGLADES PROGRAM

BB47 PUMP STATION MAINTENANCE

| Qty  | Item  | Name   | Fund   | FundCenter | Fund Prg | Grant | Amount   |
|------|-------|--|--------|------------|----------|-------|----------|
| 1.00 | 35420 | S375 Exp C716-Motorola RTU Site Maint (1)                  | 217000 | 5511184600 | NR       | NR    | 4,600    |
| 1.00 | 35002 | STA 1W Exp #1-Motorola RTU Site Maint (9)                  | 217000 | 5511184600 | NR       | NR    | 41,400   |
| 1.00 | 35099 | STA 1W Exp #2-Motorola RTU Site Maint (3)                  | 217000 | 5511184600 | NR       | NR    | 13,800   |
| 4.00 |       | Total 540050 - Oper Expense - Inventory Parts and Supplies |        |            |          |       | \$69,800 |
| 1.00 | 34640 | STA 1W Exp #1-Instrumentation Ref. Train                   | 217000 | 5210173100 | NR       | NR    | 300      |
| 1.00 | 34641 | STA 1W Exp #2-Instrumentation Ref. Train                   | 217000 | 5210173100 | NR       | NR    | 300      |
| 2.00 |       | Total 541100 - Oper Expense - Books/Subscriptions          |        |            |          |       | \$600    |
| 1.00 | 34464 | L8 Res-Metal Products Trades                               | 217000 | 5210173100 | NR       | NR    | 820      |
| 1.00 | 17604 | Pump Station Maintenance                                   | 217000 | 5210173100 | NR       | NR    | 3,732    |
| 1.00 | 34344 | STA 1W Exp #1-Metal Products Trades Supp                   | 217000 | 5210173100 | NR       | NR    | 1,200    |
| 1.00 | 34346 | STA 1W Exp #2-Metal Products Trades Supp                   | 217000 | 5210173100 | NR       | NR    | 1,200    |
| 1.00 | 17583 | Pump Station Maintenance                                   | 217000 | 5211174000 | NR       | NR    | 5,000    |
| 5.00 |       | Total 541300 - Oper Expense - Construction Materials       |        |            |          |       | \$11,952 |
| 1.00 | 17643 | Pump Station Maintenance                                   | 217000 | 5210173100 | NR       | NR    | 2,831    |
| 1.00 | 17638 | Pump Station Maintenance                                   | 217000 | 5211174000 | NR       | NR    | 2,830    |
| 2.00 |       | Total 541301 - Oper Expense - District Uniforms            |        |            |          |       | \$5,661  |
| 1.00 | 34189 | C139 FEB-OE Safety Shoes                                   | 217000 | 5211174000 | NR       | NR    | 2,500    |
| 1.00 |       | Total 541302 - Oper Expense - Safety Shoes                 |        |            |          |       | \$2,500  |
| 1.00 | 34719 | L8 Res-Electrical Supples                                  | 217000 | 5210173100 | NR       | NR    | 200      |
| 1.00 | 34786 | L8 Res-Trades Support Tools                                | 217000 | 5210173100 | NR       | NR    | 80       |
| 1.00 | 15401 | Pump Station Maintenance                                   | 217000 | 5210173100 | NR       | NR    | 2,900    |
| 1.00 | 17704 | Pump Station Maintenance                                   | 217000 | 5210173100 | NR       | NR    | 5,147    |
| 1.00 | 34541 | STA 1W Exp #1-Tools-Electrical (Rev)                       | 217000 | 5210173100 | NR       | NR    | 600      |
| 1.00 | 34446 | STA 1W Exp #2-Tools-Electrical                             | 217000 | 5210173100 | NR       | NR    | 750      |
| 1.00 | 34605 | STA 1W Exp #2-Tools/Equipment/PPE                          | 217000 | 5210173100 | NR       | NR    | 500      |

DISTRICT EVERGLADES PROGRAM

BB47 PUMP STATION MAINTENANCE

| Qty   | Item  | Name  | Fund   | FundCenter | Fund Prg | Grant | Amount   |
|-------|-------|---|--------|------------|----------|-------|----------|
| 1.00  | 35062 | C139 FEB-OE Tools Equip. PPE                                    | 217000 | 5211174000 | NR       | NR    | 24,500   |
| 1.00  | 17698 | Pump Station Maintenance  | 217000 | 5211174000 | NR       | NR    | 5,476    |
| 9.00  |       | Total 541400 - Oper Expense - Tools/Equipment/PPE               |        |            |          |       | \$40,153 |
| 1.00  | 34322 | L8 Res-M&R Emergency Generat                                    | 217000 | 5210173100 | NR       | NR    | 1,090    |
| 1.00  | 34670 | L8 Res-Oil Absorbent Rags                                       | 217000 | 5210173100 | NR       | NR    | 365      |
| 1.00  | 34106 | L8 Res-PS Motor & Gearbox                                       | 217000 | 5210173100 | NR       | NR    | 2,945    |
| 1.00  | 34229 | L8 Res-Parts & Fittings   | 217000 | 5210173100 | NR       | NR    | 2,000    |
| 1.00  | 34671 | L8 Res-Parts & Supplies Repl                                    | 217000 | 5210173100 | NR       | NR    | 365      |
| 1.00  | 34195 | L8 Res-RCP Drain P&S  | 217000 | 5210173100 | NR       | NR    | 2,500    |
| 1.00  | 34407 | L8 Res-Trades Support Equip                                     | 217000 | 5210173100 | NR       | NR    | 1,000    |
| 1.00  | 34350 | STA 1W Exp #1-Oil Absorbent Rags                                | 217000 | 5210173100 | NR       | NR    | 1,200    |
| 1.00  | 34368 | STA 1W Exp #1-PM's Emergency Generator                          | 217000 | 5210173100 | NR       | NR    | 1,465    |
| 1.00  | 34442 | STA 1W Exp #1-Replenish Pipe Fitting Bin                        | 217000 | 5210173100 | NR       | NR    | 725      |
| 1.00  | 34351 | STA 1W Exp #2-Oil Absorbent Rags                                | 217000 | 5210173100 | NR       | NR    | 1,200    |
| 1.00  | 34369 | STA 1W Exp #2-PM's Emergency Generator                          | 217000 | 5210173100 | NR       | NR    | 1,465    |
| 1.00  | 34925 | STA 1W Exp #2-Parts and Supplies                                | 217000 | 5210173100 | NR       | NR    | 62,230   |
| 1.00  | 34443 | STA 1W Exp #2-Replenish Pipe Fitting Bin                        | 217000 | 5210173100 | NR       | NR    | 725      |
| 1.00  | 34228 | C139 FEB-OE Parts Supp.   | 217000 | 5211174000 | NR       | NR    | 2,000    |
| 1.00  | 35410 | G200A PS-OE Parts Supp.   | 217000 | 5211174000 | NR       | NR    | 4,500    |
| 1.00  | 35280 | G200A PS-OE Parts Supp.   | 217000 | 5211174000 | NR       | NR    | 6,500    |
| 17.00 |       | Total 541500 - Oper Expense - Parts and Supplies                |        |            |          |       | \$92,275 |
| 1.00  | 34127 | L8 Res-Tires for Vehicles                                       | 217000 | 5210173100 | NR       | NR    | 3,000    |
| 1.00  |       | Total 541502 - Oper Expense - Parts,Supp - Fleet                |        |            |          |       | \$3,000  |
| 1.00  | 34672 | L8 Res-Buildings & Grounds                                      | 217000 | 5210173100 | NR       | NR    | 365      |
| 1.00  | 34564 | L8 Res-General Maintenance                                      | 217000 | 5210173100 | NR       | NR    | 435      |
| 1.00  | 17845 | Pump Station Maintenance  | 217000 | 5210173100 | NR       | NR    | 4,970    |
| 1.00  | 34607 | C139 FEB-OE Building & Grounds P&S                              | 217000 | 5211174000 | NR       | NR    | 500      |
| 1.00  | 17842 | Pump Station Maintenance  | 217000 | 5211174000 | NR       | NR    | 29,531   |
| 5.00  |       | Total 541503 - Oper Expense - Parts,Supp - Build & Ground Equip |        |            |          |       | \$35,801 |

DISTRICT EVERGLADES PROGRAM

BB47 PUMP STATION MAINTENANCE

| Qty   | Item  | Name   | Fund   | FundCenter | Fund Prg | Grant | Amount    |
|-------|-------|--|--------|------------|----------|-------|-----------|
| 1.00  | 34232 | L8 Res-Electric Motor Parts  | 217000 | 5210173100 | NR       | NR    | 2,000     |
| 1.00  | 35368 | L8 Res-Electrical P&S - PS   | 217000 | 5210173100 | NR       | NR    | 3,815     |
| 1.00  | 34139 | L8 Res-Instrumentation Repla   | 217000 | 5210173100 | NR       | NR    | 3,000     |
| 1.00  | 17878 | Pump Station Maintenance   | 217000 | 5210173100 | NR       | NR    | 91,051    |
| 1.00  | 35231 | STA 1W Exp #1-P&S Electrical   | 217000 | 5210173100 | NR       | NR    | 9,075     |
| 1.00  | 35156 | STA 1W Exp #2-P&S Electrical   | 217000 | 5210173100 | NR       | NR    | 11,000    |
| 1.00  | 34136 | C139 FEB-OE P&S Electrical   | 217000 | 5211174000 | NR       | NR    | 3,000     |
| 1.00  | 35150 | G200A PS-OE P&S Electrical   | 217000 | 5211174000 | NR       | NR    | 10,500    |
| 1.00  | 17875 | Pump Station Maintenance   | 217000 | 5211174000 | NR       | NR    | 81,984    |
| 1.00  | 35473 | STA 5/6 Conn-PH1 - OE P&S Electrical                                     | 217000 | 5211174000 | NR       | NR    | 3,500     |
| 10.00 |       | Total 541505 - Oper Expense - Parts,Supp - Electrical/Electronic         |        |            |          |       | \$218,925 |
| 1.00  | 17919 | Pump Station Maintenance   | 217000 | 5210173100 | NR       | NR    | 3,701     |
| 1.00  | 17916 | Pump Station Maintenance   | 217000 | 5211174000 | NR       | NR    | 5,970     |
| 2.00  |       | Total 541511 - Oper Expense - Parts and Supplies Security Equipment      |        |            |          |       | \$9,671   |
| 1.00  | 17119 | DOC SCADA & Element Replacement  | 217000 | 5003170600 | NR       | NR    | 10,000    |
| 1.00  | 17943 | Pump Station Maintenance   | 217000 | 5210173100 | NR       | NR    | 113,961   |
| 1.00  | 35159 | EAA A2 STA-OE P&S Water Control  | 217000 | 5211174000 | NR       | NR    | 11,250    |
| 1.00  | 35241 | G200A PS-OE P&S Water Control  | 217000 | 5211174000 | NR       | NR    | 9,800     |
| 1.00  | 35266 | G200A PS-OE P&S Water Control  | 217000 | 5211174000 | NR       | NR    | 6,000     |
| 1.00  | 17941 | Pump Station Maintenance   | 217000 | 5211174000 | NR       | NR    | 140,165   |
| 1.00  | 35474 | STA 5/6 Conn-PH1 - OE P&S Water Control                                  | 217000 | 5211174000 | NR       | NR    | 3,500     |
| 7.00  |       | Total 541512 - Oper Expense - Parts and Supplies Water Control Structure |        |            |          |       | \$294,676 |
| 1.00  | 34082 | EAA A2 STA-OE Attractive Item  | 217000 | 5211174000 | NR       | NR    | 2,500     |
| 1.00  |       | Total 541590 - Oper Expense - Attractive Items                           |        |            |          |       | \$2,500   |
| 1.00  | 17972 | Pump Station Maintenance   | 217000 | 5210173100 | NR       | NR    | 15,012    |
| 1.00  | 17968 | Pump Station Maintenance   | 217000 | 5211174000 | NR       | NR    | 1,000     |
| 2.00  |       | Total 541600 - Oper Expense - Rent/Lease Equipment                       |        |            |          |       | \$16,012  |
| 1.00  | 34713 | L8 Res-CDL (1 FTE)   | 217000 | 5210173100 | NR       | NR    | 180       |
| 1.00  | 18018 | Pump Station Maintenance   | 217000 | 5210173100 | NR       | NR    | 129       |

DISTRICT EVERGLADES PROGRAM

BB47 PUMP STATION MAINTENANCE

| Qty  | Item  | Name  | Fund   | FundCenter | Fund Prg | Grant | Amount      |
|------|-------|---|--------|------------|----------|-------|-------------|
| 1.00 | 34736 | STA 1W Exp #1-Journeyman                            | 217000 | 5210173100 | NR       | NR    | 250         |
| 1.00 | 34737 | STA 1W Exp #2-Journeyman                            | 217000 | 5210173100 | NR       | NR    | 250         |
| 4.00 |       | Total 542400 - Oper Expense - Professional Licenses |        |            |          |       | \$809       |
| 1.00 | 35447 | STA 1W Exp #1-Structures - Electricity              | 217000 | 5210173100 | NR       | NR    | 3,450       |
| 1.00 | 34832 | STA 1W Exp #2-Electrical Service                    | 217000 | 5210173100 | NR       | NR    | 104,460     |
| 1.00 | 34912 | C139 FEB-OE Electrical Service                      | 217000 | 5211174000 | NR       | NR    | 50,000      |
| 1.00 | 34866 | G200A PS-OE Electrical Service                      | 217000 | 5211174000 | NR       | NR    | 236,500     |
| 1.00 | 34827 | STA 5/6 Conn-PH1 - OE Electrical Service            | 217000 | 5211174000 | NR       | NR    | 95,000      |
| 5.00 |       | Total 543701 - Oper Expense - Electrical Service    |        |            |          |       | \$489,410   |
| 1.00 | 34296 | STA 1W Exp #2-Freight                               | 217000 | 5210173100 | NR       | NR    | 1,500       |
| 1.00 |       | Total 543800 - Oper Expense - Freight               |        |            |          |       | \$1,500     |
| 1.00 | 34936 | EAA A2 STA-PS - Pull Behind Compressor              | 406000 | 5005170400 | NR       | NR    | 80,000      |
| 1.00 | 15405 | Pump Station Maintenance                            | 406000 | 5211174000 | NR       | NR    | 18,730      |
| 2.00 |       | Total 589300 - Capital Outlay - Equipment           |        |            |          |       | \$98,730    |
| 1.00 | 34881 | EAA A2 STA-35 Ton Boom Truck                        | 406000 | 5005170400 | NR       | NR    | 370,000     |
| 1.00 |       | Total 589500 - Capital Outlay - Vehicles            |        |            |          |       | \$370,000   |
|      |       | Total PUMP STATION MAINTENANCE                      |        |            |          |       | \$6,039,021 |

DISTRICT EVERGLADES PROGRAM

BB48 PUMP STATION REFURBISHMENT

| Qty  | Item  | Name   | Fund   | FundCenter | Fund Prg | Grant | Amount  |
|------|-------|--|--------|------------|----------|-------|---------|
| 1.00 | 34552 | L8 Res-Machine Shop M&R                                | 217000 | 5210173100 | NR       | NR    | 650     |
| 1.00 |       | Total 530600 - Cont Serv - Maintenance and Repairs     |        |            |          |       | \$650   |
| 1.00 | 17642 | Pump Station Refurbishment                             | 217000 | 5210173100 | NR       | NR    | 257     |
| 1.00 |       | Total 541301 - Oper Expense - District Uniforms        |        |            |          |       | \$257   |
| 1.00 | 17703 | Pump Station Refurbishment                             | 217000 | 5210173100 | NR       | NR    | 643     |
| 1.00 |       | Total 541400 - Oper Expense - Tools/Equipment/PPE      |        |            |          |       | \$643   |
| 1.00 | 34614 | C139 FEB-OE P&S other                                  | 217000 | 5211174000 | NR       | NR    | 500     |
| 1.00 |       | Total 541513 - Oper Expense - Parts and Supplies Other |        |            |          |       | \$500   |
|      |       | Total PUMP STATION REFURBISHMENT                       |        |            |          |       | \$2,050 |

DISTRICT EVERGLADES PROGRAM

| BB50 |       | LEVEE MAINTENANCE                |        |            |  |       |           |  |
|------|-------|----------------------------------|--------|------------|--|-------|-----------|--|
| Qty  | Item  | Name                             | Fund   | FundCenter | Fund Prg   | Grant | Amount    |  |
| 3.85 |       | Total                            | 510100 | -          | Salaries and Wages - Regular                     |       | \$235,683 |  |
| 3.85 |       | Total                            | 520900 | -          | Fringe Benefits - FICA Taxes Employer Share      |       | \$18,027  |  |
| 3.85 |       | Total                            | 521010 | -          | Fringe Benefits - FRS Retirement Contrib         |       | \$32,899  |  |
| 3.85 |       | Total                            | 521110 | -          | Fringe Benefits - Medical Insurance              |       | \$64,514  |  |
| 3.85 |       | Total                            | 521120 | -          | Fringe Benefits - Dental Insurance               |       | \$4,697   |  |
| 3.85 |       | Total                            | 521130 | -          | Fringe Benefits - Vision Insurance               |       | \$525     |  |
| 3.85 |       | Total                            | 521140 | -          | Fringe Benefits - Accidental Death Dismemberment |       | \$60      |  |
| 3.85 |       | Total                            | 521150 | -          | Fringe Benefits - Long-Term Disability           |       | \$770     |  |
| 3.85 |       | Total                            | 521160 | -          | Fringe Benefits - Life Insurance                 |       | \$958     |  |
| 1.00 | 17176 | Levee Maintenance                | 217000 | 5210173100 | NR   | NR    | 63,888    |  |
| 1.00 | 35087 | STA 1W Exp #1-Road Grading (Rev) | 217000 | 5210173100 | NR   | NR    | 13,200    |  |
| 1.00 | 35175 | A1 FEB-CS Road Grading           | 217000 | 5211174000 | NR   | NR    | 12,500    |  |
| 1.00 | 35022 | EAA A2 STA-CS Road Grading       | 217000 | 5211174000 | NR   | NR    | 18,500    |  |
| 4.00 |       | Total                            | 530116 | -          | Cont Serv - Road Grading Services                |       | \$108,088 |  |
| 1.00 | 17219 | Levee Maintenance                | 217000 | 5210173100 | NR   | NR    | 1,029     |  |
| 1.00 |       | Total                            | 530401 | -          | Cont Serv - Exotic Nuisance Wildlife             |       | \$1,029   |  |
| 1.00 | 17265 | Levee Maintenance                | 217000 | 5211174000 | NR   | NR    | 2,501     |  |
| 1.00 |       | Total                            | 530600 | -          | Cont Serv - Maintenance and Repairs              |       | \$2,501   |  |
| 1.00 | 35352 | A1 FEB-CS Equipment Rental       | 217000 | 5211174000 | NR   | NR    | 5,500     |  |
| 1.00 | 35351 | EAA A2 STA-CS Equipment Rental   | 217000 | 5211174000 | NR   | NR    | 5,500     |  |
| 2.00 |       | Total                            | 530700 | -          | Cont Serv - Equipment Rentals                    |       | \$11,000  |  |

DISTRICT EVERGLADES PROGRAM

BB50 LEVEE MAINTENANCE

| Qty  | Item  | Name  | Fund   | FundCenter | Fund Prg | Grant | Amount    |
|------|-------|---|--------|------------|----------|-------|-----------|
| 1.00 | 35256 | STA 1W Exp #1-Fuel CLV Vehicles                                     | 217000 | 5210173100 | NR       | NR    | 6,000     |
| 1.00 | 35257 | STA 1W Exp #2-Fuel CLV Vehicles                                     | 217000 | 5210173100 | NR       | NR    | 6,000     |
| 2.00 |       | Total 540030 - Oper Expense - Inventory Other Fuels                 |        |            |          |       | \$12,000  |
| 1.00 | 35187 | L8 Res-Levee / Berm M&R   | 217000 | 5210173100 | NR       | NR    | 7,500     |
| 1.00 | 17606 | Levee Maintenance   | 217000 | 5210173100 | NR       | NR    | 20,515    |
| 1.00 | 35260 | STA 1W Exp #1-Levee Berm Maint Rep Agg                              | 217000 | 5210173100 | NR       | NR    | 6,000     |
| 1.00 | 35261 | STA 1W Exp #2-Levee Berm Maint Rep Aggre                            | 217000 | 5210173100 | NR       | NR    | 6,000     |
| 1.00 | 34921 | A1 FEB-OE Construction Material                                     | 217000 | 5211174000 | NR       | NR    | 60,000    |
| 1.00 | 17585 | Levee Maintenance   | 217000 | 5211174000 | NR       | NR    | 15,000    |
| 6.00 |       | Total 541300 - Oper Expense - Construction Materials                |        |            |          |       | \$115,015 |
| 1.00 | 17663 | Levee Maintenance   | 217000 | 5210173100 | NR       | NR    | 514       |
| 1.00 |       | Total 541301 - Oper Expense - District Uniforms                     |        |            |          |       | \$514     |
| 1.00 | 17727 | Levee Maintenance   | 217000 | 5210173100 | NR       | NR    | 643       |
| 1.00 | 34454 | STA 1W Exp #1-Tools-CLV (Rev)                                       | 217000 | 5210173100 | NR       | NR    | 800       |
| 1.00 | 34563 | STA 1W Exp #2-Tools-CLV   | 217000 | 5210173100 | NR       | NR    | 700       |
| 3.00 |       | Total 541400 - Oper Expense - Tools/Equipment/PPE                   |        |            |          |       | \$2,143   |
| 1.00 | 34321 | L8 Res-Canal / Levee Maint  | 217000 | 5210173100 | NR       | NR    | 1,090     |
| 1.00 |       | Total 541500 - Oper Expense - Parts and Supplies                    |        |            |          |       | \$1,090   |
| 1.00 | 34516 | L8 Res-Seed & Sod (Rev)   | 217000 | 5210173100 | NR       | NR    | 550       |
| 1.00 | 17738 | Levee Maintenance   | 217000 | 5210173100 | NR       | NR    | 648       |
| 1.00 | 17734 | Levee Maintenance   | 217000 | 5211174000 | NR       | NR    | 1,289     |
| 3.00 |       | Total 541501 - Oper Expense - Parts,Supp - Agricultural             |        |            |          |       | \$2,487   |
| 1.00 | 17931 | Levee Maintenance   | 217000 | 5210173100 | NR       | NR    | 3,318     |
| 1.00 | 17917 | Levee Maintenance   | 217000 | 5211174000 | NR       | NR    | 21        |
| 2.00 |       | Total 541511 - Oper Expense - Parts and Supplies Security Equipment |        |            |          |       | \$3,339   |

DISTRICT EVERGLADES PROGRAM

BB50 LEVEE MAINTENANCE

| Qty  | Item  | Name  | Fund   | FundCenter | Fund Prg | Grant | Amount    |
|------|-------|---|--------|------------|----------|-------|-----------|
| 1.00 | 24648 | P&S Canal Levee   | 217000 | 5210173100 | NR       | NR    | 5,000     |
| 1.00 |       | Total 541515 - Oper Expense - Parts, Supp - Canal Levee |        |            |          |       | \$5,000   |
| 1.00 | 35358 | A1 FEB-OE Equipment Rental                              | 217000 | 5211174000 | NR       | NR    | 5,500     |
| 1.00 | 35357 | EAA A2 STA-OE Equipment Rental                          | 217000 | 5211174000 | NR       | NR    | 5,500     |
| 1.00 | 17970 | Levee Maintenance                                       | 217000 | 5211174000 | NR       | NR    | 1,000     |
| 3.00 |       | Total 541600 - Oper Expense - Rent/Lease Equipment      |        |            |          |       | \$12,000  |
| 1.00 | 18052 | Levee Maintenance                                       | 217000 | 5210173100 | NR       | NR    | 189       |
| 1.00 | 18048 | Levee Maintenance                                       | 217000 | 5211174000 | NR       | NR    | 412       |
| 2.00 |       | Total 543302 - Oper Expense - Waste Disposal Fees       |        |            |          |       | \$601     |
|      |       | Total LEVEE MAINTENANCE                                 |        |            |          |       | \$634,940 |



DISTRICT EVERGLADES PROGRAM

| Qty  | Item  | Name                                     | Fund   | FundCenter | Fund Prg   | Grant | Amount    |           |
|------|-------|--|--------|------------|--|-------|-----------|-----------|
| .20  |       | Total                                    | 510100 | -          | Salaries and Wages - Regular                     |       | \$11,398  |           |
| .20  |       | Total                                    | 520900 | -          | Fringe Benefits - FICA Taxes Employer Share      |       | \$872     |           |
| .20  |       | Total                                    | 521010 | -          | Fringe Benefits - FRS Retirement Contrib         |       | \$1,547   |           |
| .20  |       | Total                                    | 521110 | -          | Fringe Benefits - Medical Insurance              |       | \$3,277   |           |
| .20  |       | Total                                    | 521120 | -          | Fringe Benefits - Dental Insurance               |       | \$244     |           |
| .20  |       | Total                                    | 521130 | -          | Fringe Benefits - Vision Insurance               |       | \$27      |           |
| .20  |       | Total                                    | 521140 | -          | Fringe Benefits - Accidental Death Dismemberment |       | \$3       |           |
| .20  |       | Total                                    | 521150 | -          | Fringe Benefits - Long-Term Disability           |       | \$40      |           |
| .20  |       | Total                                    | 521160 | -          | Fringe Benefits - Life Insurance                 |       | \$51      |           |
| 1.00 | 35238 | L8 Res-CS Flat Mowing (Rev)              | 217000 | 5210173100 | NR   | NR    | 9,600     |           |
| 1.00 | 34963 | L8 Res-CS Slope Mowing (Rev)             | 217000 | 5210173100 | NR   | NR    | 30,000    |           |
| 1.00 | 17229 | Mowing                                   | 217000 | 5210173100 | NR   | NR    | 174,960   |           |
| 1.00 | 35058 | STA 1W Exp #1-Flat Mowing Contract (Rev) | 217000 | 5210173100 | NR   | NR    | 23,838    |           |
| 1.00 | 34887 | STA 1W Exp #1-Side Slope Mowing Con      | 217000 | 5210173100 | NR   | NR    | 43,560    |           |
| 1.00 | 35020 | A1 FEB-CS Mowing Canals/Levees           | 217000 | 5211174000 | NR   | NR    | 18,125    |           |
| 1.00 | 35377 | C139 FEB-CS Mowing Canals/Levees         | 217000 | 5211174000 | NR   | NR    | 4,000     |           |
| 1.00 | 34974 | EAA A2 STA-CS Mowing Canals/Levees       | 217000 | 5211174000 | NR   | NR    | 32,917    |           |
| 1.00 | 17225 | Mowing                                   | 217000 | 5211174000 | NR   | NR    | 128,218   |           |
| 9.00 |       | Total                                    | 530403 | -          | Cont Serv - Mowing Canals/Levees                 |       | \$465,218 |           |
|      |       | Total                                    | MOWING |            |  |       |           | \$482,677 |

DISTRICT EVERGLADES PROGRAM

BB52 TREE MANAGEMENT

| Qty  | Item  | Name             | Fund   | FundCenter | Fund Prg                             | Grant | Amount   |
|------|-------|------------------|--------|------------|--------------------------------------|-------|----------|
| 1.00 | 30661 | CS Tree Mgt Serv | 217000 | 5211174000 | NR                                   | NR    | 15,000   |
| 1.00 |       | Total            | 530402 | -          | Cont Serv - Tree Management Services |       | \$15,000 |
|      |       | Total            |        |            | TREE MANAGEMENT                      |       | \$15,000 |

DISTRICT EVERGLADES PROGRAM

BB53 CANAL MAINTENANCE

| Qty  | Item  | Name                        | Fund   | FundCenter | Fund Prg   | Grant | Amount    |
|------|-------|-----------------------------|--------|------------|--|-------|-----------|
| 1.25 |       | Total                       | 510100 | -          | Salaries and Wages - Regular                     |       | \$65,139  |
| 1.00 |       | Total                       | 511100 | -          | Salaries and Wages - Overtime                    |       | \$14,124  |
| 2.25 |       | Total                       | 520900 | -          | Fringe Benefits - FICA Taxes Employer Share      |       | \$6,063   |
| 2.25 |       | Total                       | 521010 | -          | Fringe Benefits - FRS Retirement Contrib         |       | \$10,756  |
| 1.25 |       | Total                       | 521110 | -          | Fringe Benefits - Medical Insurance              |       | \$20,482  |
| 1.25 |       | Total                       | 521120 | -          | Fringe Benefits - Dental Insurance               |       | \$1,525   |
| 1.25 |       | Total                       | 521130 | -          | Fringe Benefits - Vision Insurance               |       | \$171     |
| 1.25 |       | Total                       | 521140 | -          | Fringe Benefits - Accidental Death Dismemberment |       | \$19      |
| 1.25 |       | Total                       | 521150 | -          | Fringe Benefits - Long-Term Disability           |       | \$250     |
| 1.25 |       | Total                       | 521160 | -          | Fringe Benefits - Life Insurance                 |       | \$303     |
| 1.00 | 17639 | Canal Maintenance           | 217000 | 5211174000 | NR   | NR    | 10,257    |
| 1.00 | 17175 | Levee Maintenance           | 217000 | 5211174000 | NR   | NR    | 95,800    |
| 2.00 |       | Total                       | 530116 | -          | Cont Serv - Road Grading Services                |       | \$106,057 |
| 1.00 | 17700 | Canal Maintenance           | 217000 | 5211174000 | NR   | NR    | 19,643    |
| 1.00 |       | Total                       | 530403 | -          | Cont Serv - Mowing Canals/Levees                 |       | \$19,643  |
| 1.00 | 17664 | Canal Maintenance           | 217000 | 5210173100 | NR   | NR    | 1,029     |
| 1.00 |       | Total                       | 541301 | -          | Oper Expense - District Uniforms                 |       | \$1,029   |
| 1.00 | 17729 | Canal Maintenance           | 217000 | 5210173100 | NR   | NR    | 1,930     |
| 1.00 | 34797 | L8 Res-PPE / Apparel-Stores | 217000 | 5210173100 | NR   | NR    | 100       |
| 1.00 | 34787 | L8 Res-Veg Mgmt Tools       | 217000 | 5210173100 | NR   | NR    | 80        |

DISTRICT EVERGLADES PROGRAM

BB53 CANAL MAINTENANCE

| Qty  | Item  | Name                                      | Fund              | FundCenter | Fund Prg                             | Grant | Amount  |           |
|------|-------|---|-------------------|------------|--------------------------------------|-------|---------|-----------|
| 3.00 |       | Total                                     | 541400            | -          | Oper Expense - Tools/Equipment/PPE   |       | \$2,110 |           |
| 1.00 | 34485 | STA 1W Exp #1-VMF Parts & Fittings<br>CLV | 217000            | 5210173100 | NR                                   | NR    | 950     |           |
| 1.00 | 34486 | STA 1W Exp #2-VMF Parts & Fittings<br>CLV | 217000            | 5210173100 | NR                                   | NR    | 950     |           |
| 2.00 |       | Total                                     | 541502            | -          | Oper Expense - Parts,Supp - Fleet    |       | \$1,900 |           |
| 1.00 | 18026 | Canal Maintenance                         | 217000            | 5210173100 | NR                                   | NR    | 258     |           |
| 1.00 |       | Total                                     | 542400            | -          | Oper Expense - Professional Licenses |       | \$258   |           |
|      |       | Total                                     | CANAL MAINTENANCE |            |                                      |       |         | \$249,829 |

DISTRICT EVERGLADES PROGRAM

BB58 FLEET EQUIPMENT MAINTENANCE

| Qty  | Item  | Name                                   | Fund                        | FundCenter | Fund Prg                                    | Grant | Amount   |          |
|------|-------|--|-----------------------------|------------|---|-------|----------|----------|
| 1.00 |       | Total                                  | 511100                      | -          | Salaries and Wages - Overtime               |       | \$14,124 |          |
| 1.00 |       | Total                                  | 520900                      | -          | Fringe Benefits - FICA Taxes Employer Share |       | \$1,080  |          |
| 1.00 |       | Total                                  | 521010                      | -          | Fringe Benefits - FRS Retirement Contrib    |       | \$1,917  |          |
| 1.00 | 34519 | L8 Res-VM Oil Change                   | 217000                      | 5210173100 | NR  | NR    | 560      |          |
| 1.00 | 34098 | STA 1W Exp #1-Oil Change (Outsourcing) | 217000                      | 5210173100 | NR  | NR    | 2,665    |          |
| 1.00 | 35300 | STA 1W Exp #1-WPBFS Fleet Support      | 217000                      | 5210173100 | NR  | NR    | 7,350    |          |
| 1.00 | 34099 | STA 1W Exp #2-Oil Change (Outsourcing) | 217000                      | 5210173100 | NR  | NR    | 2,665    |          |
| 4.00 |       | Total                                  | 530608                      | -          | Cont Serv - Maint & Repairs - Vehicles      |       | \$13,240 |          |
| 1.00 | 34125 | STA 1W Exp #1-WPBFS AOR Tires          | 217000                      | 5210173100 | NR  | NR    | 3,000    |          |
| 1.00 | 34126 | STA 1W Exp #2-WPBFS AOR Tires          | 217000                      | 5210173100 | NR  | NR    | 3,000    |          |
| 2.00 |       | Total                                  | 541502                      | -          | Oper Expense - Parts,Supp - Fleet           |       | \$6,000  |          |
|      |       | Total                                  | FLEET EQUIPMENT MAINTENANCE |            |   |       |          | \$36,361 |

DISTRICT EVERGLADES PROGRAM

| BB62 |       | TELEMETRY MAINTENANCE                |        |            |  |       |           |  |
|------|-------|--------------------------------------|--------|------------|--|-------|-----------|--|
| Qty  | Item  | Name                                 | Fund   | FundCenter | Fund Prg   | Grant | Amount    |  |
| 4.65 |       | Total                                | 510100 | -          | Salaries and Wages - Regular                     |       | \$325,329 |  |
| 1.00 |       | Total                                | 511100 | -          | Salaries and Wages - Overtime                    |       | \$10,000  |  |
| 5.65 |       | Total                                | 520900 | -          | Fringe Benefits - FICA Taxes Employer Share      |       | \$25,651  |  |
| 5.65 |       | Total                                | 521010 | -          | Fringe Benefits - FRS Retirement Contrib         |       | \$47,138  |  |
| 4.65 |       | Total                                | 521110 | -          | Fringe Benefits - Medical Insurance              |       | \$76,669  |  |
| 4.65 |       | Total                                | 521120 | -          | Fringe Benefits - Dental Insurance               |       | \$5,673   |  |
| 4.65 |       | Total                                | 521130 | -          | Fringe Benefits - Vision Insurance               |       | \$638     |  |
| 4.65 |       | Total                                | 521140 | -          | Fringe Benefits - Accidental Death Dismemberment |       | \$71      |  |
| 4.65 |       | Total                                | 521150 | -          | Fringe Benefits - Long-Term Disability           |       | \$930     |  |
| 4.65 |       | Total                                | 521160 | -          | Fringe Benefits - Life Insurance                 |       | \$1,153   |  |
| 3.00 |       | Total                                | 529990 | -          | Fringe Benefits - Other Personnel Benefits       |       | \$18,688  |  |
| 1.00 | 12350 | Cont Serv - STA RTU Maint/Repair     | 217000 | 5511184600 | NR   | NR    | 45,193    |  |
| 1.00 | 12709 | Cont Serv - Vegetation Mgmt          | 217000 | 5511184600 | NR   | NR    | 9,333     |  |
| 1.00 | 34041 | SCADA Stilling Well/Platform Rep STA | 214001 | 5613222000 | 101100   | NR    | 600,000   |  |
| 1.00 | 19995 | STA 5/6 SCADA Stilling Well/Plat Rep | 225000 | 5613222000 | 101100   | NR    | 104,738   |  |
| 4.00 |       | Total                                | 530100 | -          | Cont Serv - External Provider                    |       | \$759,264 |  |
| 1.00 | 16192 | Cont Serv- Wildlife Protection Svcs  | 217000 | 5511184600 | NR   | NR    | 9,000     |  |
| 1.00 |       | Total                                | 530106 | -          | Cont Serv - Alligator Protection Services        |       | \$9,000   |  |
| 1.00 | 15111 | Cont Serv - STA Maintenance/Repair   | 217000 | 5511184600 | NR   | NR    | 36,000    |  |
| 1.00 |       | Total                                | 530600 | -          | Cont Serv - Maintenance and Repairs              |       | \$36,000  |  |

DISTRICT EVERGLADES PROGRAM

BB62 TELEMETRY MAINTENANCE

| Qty  | Item  | Name  | Fund   | FundCenter | Fund Prg | Grant | Amount    |
|------|-------|---|--------|------------|----------|-------|-----------|
| 1.00 | 17387 | MOSCAD, Security, & Telemetry                                   | 217000 | 5210173100 | NR       | NR    | 2,053     |
| 1.00 | 17375 | MOSCAD, Security, & Telemetry                                   | 217000 | 5211174000 | NR       | NR    | 275       |
| 2.00 |       | Total 530611 - Cont Serv - Maint and Repairs Equipment          |        |            |          |       | \$2,328   |
| 1.00 | 17418 | MOSCAD, Security, & Telemetry                                   | 217000 | 5210173100 | NR       | NR    | 2,052     |
| 1.00 | 17409 | MOSCAD, Security, & Telemetry                                   | 217000 | 5211174000 | NR       | NR    | 368       |
| 2.00 |       | Total 531100 - Cont Serv - General Maintenance                  |        |            |          |       | \$2,420   |
| 1.00 | 35153 | A1 FEB-Campbell RTU Site Maint (3)                              | 217000 | 5511184600 | NR       | NR    | 10,800    |
| 1.00 | 34926 | A1 FEB-Motorola RTU Site Maint (14)                             | 217000 | 5511184600 | NR       | NR    | 64,400    |
| 1.00 | 34972 | L8 Res- Campbell RTU (9)  | 217000 | 5511184600 | NR       | NR    | 32,400    |
| 1.00 | 35097 | L8 Res-Motorola RTU (3)   | 217000 | 5511184600 | NR       | NR    | 13,800    |
| 1.00 | 15252 | Oper Exp - Inventory Parts                                      | 217000 | 5511184600 | NR       | NR    | 60,363    |
| 1.00 | 34917 | STA 1W Exp #2-Motorola RTU Site Maint(12)                       | 217000 | 5511184600 | NR       | NR    | 55,200    |
| 6.00 |       | Total 540050 - Oper Expense - Inventory Parts and Supplies      |        |            |          |       | \$236,963 |
| 1.00 | 17557 | MOSCAD, Security, & Telemetry                                   | 217000 | 5210173100 | NR       | NR    | 343       |
| 1.00 |       | Total 541200 - Oper Expense - Liquid Propane Fuel               |        |            |          |       | \$343     |
| 1.00 | 17605 | MOSCAD, Security, & Telemetry                                   | 217000 | 5210173100 | NR       | NR    | 791       |
| 1.00 | 17584 | MOSCAD, Security, & Telemetry                                   | 217000 | 5211174000 | NR       | NR    | 265       |
| 2.00 |       | Total 541300 - Oper Expense - Construction Materials            |        |            |          |       | \$1,056   |
| 1.00 | 14351 | Oper Exp - STA Tools & Equipment                                | 217000 | 5511184600 | NR       | NR    | 1,800     |
| 1.00 |       | Total 541400 - Oper Expense - Tools/Equipment/PPE               |        |            |          |       | \$1,800   |
| 1.00 | 13341 | Oper Exp - STA Parts & Supplies                                 | 217000 | 5511184600 | NR       | NR    | 29,824    |
| 1.00 |       | Total 541500 - Oper Expense - Parts and Supplies                |        |            |          |       | \$29,824  |
| 1.00 | 17857 | MOSCAD, Security, & Telemetry                                   | 217000 | 5210173100 | NR       | NR    | 984       |
| 1.00 | 17843 | MOSCAD, Security, & Telemetry                                   | 217000 | 5211174000 | NR       | NR    | 216       |
| 2.00 |       | Total 541503 - Oper Expense - Parts,Supp - Build & Ground Equip |        |            |          |       | \$1,200   |

DISTRICT EVERGLADES PROGRAM

BB62 TELEMETRY MAINTENANCE

| Qty  | Item  | Name                          | Fund   | FundCenter | Fund Prg  | Grant | Amount      |
|------|-------|-------------------------------|--------|------------|---|-------|-------------|
| 1.00 | 17889 | MOSCAD, Security, & Telemetry | 217000 | 5210173100 | NR  | NR    | 1,249       |
| 1.00 | 17876 | MOSCAD, Security, & Telemetry | 217000 | 5211174000 | NR  | NR    | 87          |
| 2.00 |       | Total                         | 541505 | -          | Oper Expense - Parts,Supp - Electrical/Electronic |       | \$1,336     |
| 1.00 | 17969 | MOSCAD, Security, & Telemetry | 217000 | 5211174000 | NR  | NR    | 429         |
| 1.00 |       | Total                         | 541600 | -          | Oper Expense - Rent/Lease Equipment               |       | \$429       |
| 1.00 | 15253 | Oper Exp - Freight            | 217000 | 5511184600 | NR  | NR    | 900         |
| 1.00 |       | Total                         | 543800 | -          | Oper Expense - Freight                            |       | \$900       |
|      |       | Total                         |        |            | TELEMETRY MAINTENANCE                             |       | \$1,594,803 |



DISTRICT EVERGLADES PROGRAM

BB63 FLOW MONITORING & ASSESSMENT

| Qty  | Item  | Name  | Fund   | FundCenter | Fund Prg | Grant | Amount   |
|------|-------|---|--------|------------|----------|-------|----------|
| 1.00 | 13641 | QA/QC of Streamflow Data for STA's                  | 217000 | 5512200000 | 101247   | NR    | 26,847   |
| 1.00 |       | Total 530100 - Cont Serv - External Provider        |        |            |          |       | \$26,847 |
| 1.00 | 15145 | Flow Rating at STA Structures                       | 217000 | 3210136100 | 101247   | NR    | 41,875   |
| 1.00 |       | Total 530113 - Cont Serv - Flow Monitoring Services |        |            |          |       | \$41,875 |
| 1.00 | 13640 | Hydrologic Data Processing                          | 217000 | 5512185500 | 101247   | NR    | 16,119   |
| 1.00 |       | Total 530190 - Cont Serv - External Provider (OPS)  |        |            |          |       | \$16,119 |
| 1.00 | 14181 | Sontek IQ Meter Maintenance                         | 217000 | 5512200000 | NR       | NR    | 3,878    |
| 1.00 |       | Total 530600 - Cont Serv - Maintenance and Repairs  |        |            |          |       | \$3,878  |
|      |       | Total FLOW MONITORING & ASSESSMENT                  |        |            |          |       | \$88,719 |

DISTRICT EVERGLADES PROGRAM

BB64 COMMAND & CONTROL, DATA LOGGER & RTU NEW INSTALLATIONS

| Qty | Item  | Name  | Fund | FundCenter | Fund Prg | Grant | Amount   |
|-----|-------|---|------|------------|----------|-------|----------|
| .40 | Total | 510100 - Salaries and Wages - Regular                     |      |            |          |       | \$31,616 |
| .40 | Total | 520900 - Fringe Benefits - FICA Taxes Employer Share      |      |            |          |       | \$2,419  |
| .40 | Total | 521010 - Fringe Benefits - FRS Retirement Contrib         |      |            |          |       | \$4,290  |
| .40 | Total | 521110 - Fringe Benefits - Medical Insurance              |      |            |          |       | \$6,554  |
| .40 | Total | 521120 - Fringe Benefits - Dental Insurance               |      |            |          |       | \$488    |
| .40 | Total | 521130 - Fringe Benefits - Vision Insurance               |      |            |          |       | \$55     |
| .40 | Total | 521140 - Fringe Benefits - Accidental Death Dismemberment |      |            |          |       | \$6      |
| .40 | Total | 521150 - Fringe Benefits - Long-Term Disability           |      |            |          |       | \$80     |
| .40 | Total | 521160 - Fringe Benefits - Life Insurance                 |      |            |          |       | \$103    |
|     | Total | COMMAND & CONTROL, DATA LOGGER & RTU NEW INSTALLATIONS    |      |            |          |       | \$45,611 |

DISTRICT EVERGLADES PROGRAM

BB66 AQUATIC PLANT CONTROL

| Qty  | Item  | Name  | Fund   | FundCenter | Fund Prg | Grant | Amount    |
|------|-------|---|--------|------------|----------|-------|-----------|
| 3.00 |       | Total 510100 - Salaries and Wages - Regular                     |        |            |          |       | \$214,879 |
| 3.00 |       | Total 520900 - Fringe Benefits - FICA Taxes Employer Share      |        |            |          |       | \$16,439  |
| 3.00 |       | Total 521010 - Fringe Benefits - FRS Retirement Contrib         |        |            |          |       | \$29,159  |
| 3.00 |       | Total 521110 - Fringe Benefits - Medical Insurance              |        |            |          |       | \$49,156  |
| 3.00 |       | Total 521120 - Fringe Benefits - Dental Insurance               |        |            |          |       | \$3,660   |
| 3.00 |       | Total 521130 - Fringe Benefits - Vision Insurance               |        |            |          |       | \$412     |
| 3.00 |       | Total 521140 - Fringe Benefits - Accidental Death Dismemberment |        |            |          |       | \$46      |
| 3.00 |       | Total 521150 - Fringe Benefits - Long-Term Disability           |        |            |          |       | \$600     |
| 3.00 |       | Total 521160 - Fringe Benefits - Life Insurance                 |        |            |          |       | \$772     |
| 1.00 | 35010 | L8 Res-Aquatic Spray (Rev)                                      | 217000 | 5210173100 | NR       | NR    | 16,170    |
| 1.00 | 35402 | A1 FEB-CS Aquatic Spraying                                      | 217000 | 5211174000 | NR       | NR    | 4,500     |
| 1.00 | 17201 | Aquatic Plant Control   | 217000 | 5211174000 | NR       | NR    | 2,483     |
| 1.00 | 35448 | C139 FEB-CS Aquatic Spraying                                    | 217000 | 5211174000 | NR       | NR    | 3,500     |
| 1.00 | 35213 | EAA A2 STA-CS Aquatic Spraying                                  | 217000 | 5211174000 | NR       | NR    | 8,500     |
| 1.00 | 34885 | A1 FEB-Contract Vegetation Mgmt                                 | 217000 | 5415182000 | NR       | NR    | 616,000   |
| 1.00 | 34979 | C139 FEB-Vegetation Mgmt  | 217000 | 5415182000 | NR       | NR    | 35,000    |
| 1.00 | 34874 | EAA A2 STA-Veg Mgmt & Enhancement                               | 217000 | 5415182000 | NR       | NR    | 300,000   |
| 1.00 | 11107 | Everglades STA - Veg Maint & Enhancement                        | 217000 | 5415182000 | NR       | NR    | 260,908   |
| 1.00 | 11106 | Everglades STA - Veg Maint & Enhancement                        | 217000 | 5415182000 | NR       | NR    | 316,578   |
| 1.00 | 12006 | Everglades STA - Veg Maint & Enhancement                        | 217003 | 5415182000 | NR       | NR    | 1,360,136 |
| 1.00 | 14012 | Everglades STA - Veg Maint & Enhancement                        | 217000 | 5415182000 | NR       | NR    | 749,916   |
| 1.00 | 11709 | Everglades STA - Veg Maint & Enhancement                        | 217000 | 5415182000 | NR       | NR    | 123,178   |
| 1.00 | 11695 | Everglades STA - Veg Maint & Enhancement                        | 217000 | 5415182000 | NR       | NR    | 4,368     |

DISTRICT EVERGLADES PROGRAM

BB66 AQUATIC PLANT CONTROL

| Qty   | Item  | Name   | Fund   | FundCenter | Fund Prg | Grant | Amount      |
|-------|-------|--|--------|------------|----------|-------|-------------|
| 1.00  | 30053 | Everglades STA - Veg Maint & Enhancement             | 217000 | 5415182000 | NR       | NR    | 15,858      |
| 1.00  | 35296 | L8 Res-Contract Spraying                             | 217000 | 5415182000 | NR       | NR    | 7,210       |
| 1.00  | 34876 | STA 1W Exp #1-Contractual Spraying                   | 217000 | 5415182000 | NR       | NR    | 315,840     |
| 1.00  | 34864 | STA 1W Exp #2-Aquatic Spraying                       | 217000 | 5415182000 | NR       | NR    | 222,600     |
| 18.00 |       | Total 530300 - Cont Serv - Aquatic Spraying          |        |            |          |       | \$4,362,745 |
| 1.00  | 35191 | STA 1W Exp #1-STA Aquatic Spraying                   | 217000 | 5210173100 | NR       | NR    | 8,000       |
| 1.00  | 35192 | STA 1W Exp #2-STA Aquatic Spraying                   | 217000 | 5210173100 | NR       | NR    | 8,000       |
| 2.00  |       | Total 530301 - Cont Serv - Terrestrial Spraying      |        |            |          |       | \$16,000    |
| 1.00  | 35445 | L8 Res-Aquatic Chem                                  | 217000 | 5210173100 | NR       | NR    | 3,270       |
| 1.00  | 35239 | STA 1W Exp #1- Aquatic Chemicals (Rev)               | 217000 | 5210173100 | NR       | NR    | 9,600       |
| 1.00  | 35197 | STA 1W Exp #2- Aquatic Chemicals (Rev)               | 217000 | 5210173100 | NR       | NR    | 8,000       |
| 1.00  | 34218 | A1 FEB-OE Inventory Chemicals                        | 217000 | 5211174000 | NR       | NR    | 2,000       |
| 1.00  | 34219 | C139 FEB-OE Inventory Chemicals                      | 217000 | 5211174000 | NR       | NR    | 2,000       |
| 1.00  | 35121 | EAA A2 STA-OE Inventory Chemicals                    | 217000 | 5211174000 | NR       | NR    | 15,417      |
| 1.00  | 27281 | Everglades STA - Veg Mgmt Chemical                   | 204001 | 5415182000 | NR       | NR    | 71,345      |
| 1.00  | 22709 | Everglades STA - Veg Mgmt Chemical                   | 204001 | 5415182000 | NR       | NR    | 63,500      |
| 1.00  | 30055 | Everglades STA - Veg Mgmt Chemical                   | 204001 | 5415182000 | NR       | NR    | 90          |
| 1.00  | 12331 | Everglades STA - Veg Mgmt Chemical                   | 217000 | 5415182000 | NR       | NR    | 162,750     |
| 1.00  | 16124 | STA3/4 Chemicals                                     | 225000 | 5415182000 | NR       | 9350  | 32,177      |
| 1.00  | 33567 | Everglades STA - Veg Mgmt Chemical                   | 204001 | 5415182100 | NR       | NR    | 57          |
| 12.00 |       | Total 540010 - Oper Expense - Inventory Chemicals    |        |            |          |       | \$370,206   |
| 1.00  | 17586 | Aquatic Plant Control                                | 217000 | 5211174000 | NR       | NR    | 17,500      |
| 1.00  |       | Total 541300 - Oper Expense - Construction Materials |        |            |          |       | \$17,500    |
| 1.00  | 17665 | Aquatic Plant Control                                | 217000 | 5210173100 | NR       | NR    | 257         |
| 1.00  |       | Total 541301 - Oper Expense - District Uniforms      |        |            |          |       | \$257       |
| 1.00  | 17730 | Aquatic Plant Control                                | 217000 | 5210173100 | NR       | NR    | 643         |
| 1.00  |       | Total 541400 - Oper Expense - Tools/Equipment/PPE    |        |            |          |       | \$643       |
| 1.00  | 18053 | Aquatic Plant Control                                | 217000 | 5210173100 | NR       | NR    | 189         |

DISTRICT EVERGLADES PROGRAM

BB66 AQUATIC PLANT CONTROL

| Qty  | Item  | Name                                   | Fund                  | FundCenter | Fund Prg                               | Grant | Amount      |
|------|-------|--|-----------------------|------------|--|-------|-------------|
| 1.00 |       | Total                                  | 543302                | -          | Oper Expense - Waste Disposal Fees     |       | \$189       |
| 1.00 | 11108 | Everglades STA Enhancement Evaluations | 217000                | 5415182000 | NR                                     | NR    | 110,408     |
| 1.00 |       | Total                                  | 545040                | -          | Oper Expense - Interagency Public Univ |       | \$110,408   |
|      |       | Total                                  | AQUATIC PLANT CONTROL |            |  |       | \$5,193,071 |

DISTRICT EVERGLADES PROGRAM

BB68 TERRESTRIAL PLANT CONTROL

| Qty  | Item  | Name                                      | Fund   | FundCenter                         | Fund Prg   | Grant | Amount    |
|------|-------|---|--------|------------------------------------|--|-------|-----------|
| .20  |       | Total                                     | 510100 | -                                  | Salaries and Wages - Regular                     |       | \$11,400  |
| .20  |       | Total                                     | 520900 | -                                  | Fringe Benefits - FICA Taxes Employer Share      |       | \$872     |
| .20  |       | Total                                     | 521010 | -                                  | Fringe Benefits - FRS Retirement Contrib         |       | \$1,547   |
| .20  |       | Total                                     | 521110 | -                                  | Fringe Benefits - Medical Insurance              |       | \$3,277   |
| .20  |       | Total                                     | 521120 | -                                  | Fringe Benefits - Dental Insurance               |       | \$244     |
| .20  |       | Total                                     | 521130 | -                                  | Fringe Benefits - Vision Insurance               |       | \$27      |
| .20  |       | Total                                     | 521140 | -                                  | Fringe Benefits - Accidental Death Dismemberment |       | \$3       |
| .20  |       | Total                                     | 521150 | -                                  | Fringe Benefits - Long-Term Disability           |       | \$40      |
| .20  |       | Total                                     | 521160 | -                                  | Fringe Benefits - Life Insurance                 |       | \$51      |
| 1.00 | 34165 | STA 5/6 Conn-PH1 -CS Electrical Service   | 217000 | 5211174000                         | NR   | NR    | 2,500     |
| 1.00 |       | Total                                     | 530120 | -                                  | Cont Serv - Electrical Services                  |       | \$2,500   |
| 1.00 | 35011 | L8 Res-Terr Spray (Rev)                   | 217000 | 5210173100                         | NR   | NR    | 16,170    |
| 1.00 | 35059 | STA 1W Exp #1-STA Terrestrial Spraying    | 217000 | 5210173100                         | NR   | NR    | 24,000    |
| 1.00 | 34960 | STA 1W Exp #2-STA Terrestrial Spraying    | 217000 | 5210173100                         | NR   | NR    | 30,000    |
| 1.00 | 17208 | Terrestrial Plant Control                 | 217000 | 5210173100                         | NR   | NR    | 20,587    |
| 1.00 | 35149 | A1 FEB-CS Terrestrial Spraying            | 217000 | 5211174000                         | NR   | NR    | 10,500    |
| 1.00 | 35404 | C139 FEB-CS Terrestrial Spraying          | 217000 | 5211174000                         | NR   | NR    | 4,500     |
| 1.00 | 35160 | EAA A2 STA-CS Terrestrial Spraying        | 217000 | 5211174000                         | NR   | NR    | 11,500    |
| 1.00 | 17207 | Terrestrial Plant Control                 | 217000 | 5211174000                         | NR   | NR    | 84,664    |
| 8.00 |       | Total                                     | 530301 | -                                  | Cont Serv - Terrestrial Spraying                 |       | \$201,921 |
| 1.00 | 35444 | L8 Res-Terrestrial Chem                   | 217000 | 5210173100                         | NR   | NR    | 3,216     |
| 1.00 | 34158 | STA 1W Exp #1-Terrestrial Chemicals (Rev) | 217000 | 5210173100                         | NR   | NR    | 2,400     |
|      |       | 540010                                    | -      | Oper Expense - Inventory Chemicals |  |       |           |

DISTRICT EVERGLADES PROGRAM

BB68 TERRESTRIAL PLANT CONTROL

| Qty  | Item  | Name  | Fund   | FundCenter | Fund Prg | Grant | Amount    |
|------|-------|---|--------|------------|----------|-------|-----------|
| 1.00 | 34220 | STA 1W Exp #2-Terrestrial Chemicals<br>(Rev       | 217000 | 5210173100 | NR       | NR    | 2,000     |
| 1.00 | 17483 | Terrestrial Plant Control                         | 217000 | 5210173100 | NR       | NR    | 28,994    |
| 1.00 | 35369 | A1 FEB-OE Inventory Chemicals                     | 217000 | 5211174000 | NR       | NR    | 3,900     |
| 1.00 | 35370 | C139 FEB-OE Inventory Chemicals                   | 217000 | 5211174000 | NR       | NR    | 3,900     |
| 1.00 | 35122 | EAA A2 STA-OE Inventory Chemicals                 | 217000 | 5211174000 | NR       | NR    | 15,417    |
| 7.00 |       | Total 540010 - Oper Expense - Inventory Chemicals |        |            |          |       | \$59,827  |
|      |       | Total TERRESTRIAL PLANT CONTROL                   |        |            |          |       | \$281,709 |

DISTRICT EVERGLADES PROGRAM

| BB72 | PUBLIC USE |   | Fund   | FundCenter | Fund Prg | Grant | Amount   |
|------|------------|---|--------|------------|----------|-------|----------|
| Qty  | Item       | Name  |        |            |          |       |          |
| .50  | Total      | 510100 - Salaries and Wages - Regular                     |        |            |          |       | \$33,457 |
| .50  | Total      | 520900 - Fringe Benefits - FICA Taxes Employer Share      |        |            |          |       | \$2,560  |
| .50  | Total      | 521010 - Fringe Benefits - FRS Retirement Contrib         |        |            |          |       | \$4,540  |
| .50  | Total      | 521110 - Fringe Benefits - Medical Insurance              |        |            |          |       | \$8,193  |
| .50  | Total      | 521120 - Fringe Benefits - Dental Insurance               |        |            |          |       | \$610    |
| .50  | Total      | 521130 - Fringe Benefits - Vision Insurance               |        |            |          |       | \$69     |
| .50  | Total      | 521140 - Fringe Benefits - Accidental Death Dismemberment |        |            |          |       | \$8      |
| .50  | Total      | 521150 - Fringe Benefits - Long-Term Disability           |        |            |          |       | \$100    |
| .50  | Total      | 521160 - Fringe Benefits - Life Insurance                 |        |            |          |       | \$129    |
| 1.00 | 35181      | A1 FEB-Recreation Facility Maint                          | 217000 | 5415182100 | NR       | NR    | 12,500   |
| 1.00 | 35146      | EAA A2 STA-Recreation Facility Maint                      | 217000 | 5415182100 | NR       | NR    | 10,417   |
| 1.00 | 35314      | L8 Res-Recreation Facility Maint                          | 217000 | 5415182100 | NR       | NR    | 5,000    |
| 1.00 | 35315      | STA 1W Exp #1-Recreation Facility Maint                   | 217000 | 5415182100 | NR       | NR    | 5,000    |
| 1.00 | 35316      | STA 1W Exp #2-Recreation Facility Maint                   | 217000 | 5415182100 | NR       | NR    | 5,000    |
| 5.00 | Total      | 531100 - Cont Serv - General Maintenance                  |        |            |          |       | \$37,917 |
| 1.00 | 34956      | A1 FEB-FWC Law Enforcement Support                        | 217000 | 5415182100 | NR       | NR    | 27,500   |
| 1.00 | 35162      | EAA A2 STA-FWC Law Enforcement                            | 217000 | 5415182100 | NR       | NR    | 11,500   |
| 1.00 | 35096      | L8 Res-FWC Law Enforcement                                | 217000 | 5415182100 | NR       | NR    | 13,800   |
| 1.00 | 35385      | N Lake Belt-FWC Law Enforcement Support                   | 217000 | 5415182100 | NR       | NR    | 4,000    |
| 1.00 | 35186      | STA 1W Exp #1-FWC Law Enforcement Suppor                  | 217000 | 5415182100 | NR       | NR    | 7,500    |
| 1.00 | 35384      | STA 1W Exp #2-FWC Law Enforcement Suppor                  | 217000 | 5415182100 | NR       | NR    | 4,000    |
| 6.00 | Total      | 531102 - Cont Serv - Security Services                    |        |            |          |       | \$68,300 |



DISTRICT EVERGLADES PROGRAM

| BB72 | PUBLIC USE |            | Fund | FundCenter | Fund Prg | Grant | Amount    |
|------|------------|------------|------|------------|----------|-------|-----------|
| Qty  | Item       | Name       |      |            |          |       |           |
|      | Total      | PUBLIC USE |      |            |          |       | \$155,883 |

DISTRICT EVERGLADES PROGRAM

BB77 FIELD STATION MAINTENANCE

| Qty  | Item  | Name   | Fund   | FundCenter | Fund Prg | Grant | Amount   |
|------|-------|--|--------|------------|----------|-------|----------|
| 1.00 | 34466 | L8 Res-Fire Alarm Monitoring                               | 217000 | 5210173100 | NR       | NR    | 850      |
| 1.00 |       | Total 530405 - Cont Serv - Equipment Inspections           |        |            |          |       | \$850    |
| 1.00 | 34775 | L8 Res-Fire Extinguisher Svc                               | 217000 | 5210173100 | NR       | NR    | 75       |
| 1.00 | 34726 | L8 Res-Fire Rescue Inspectio                               | 217000 | 5210173100 | NR       | NR    | 225      |
| 1.00 | 34518 | L8 Res-General Carpentry Svc                               | 217000 | 5210173100 | NR       | NR    | 560      |
| 3.00 |       | Total 530600 - Cont Serv - Maintenance and Repairs         |        |            |          |       | \$860    |
| 1.00 | 34520 | L8 Res-Electric Motor M&R                                  | 217000 | 5210173100 | NR       | NR    | 560      |
| 1.00 |       | Total 530611 - Cont Serv - Maint and Repairs Equipment     |        |            |          |       | \$560    |
| 1.00 | 34561 | L8 Res-Pest Control at PS                                  | 217000 | 5210173100 | NR       | NR    | 700      |
| 1.00 | 17896 | Field Station Maintenance                                  | 217000 | 5211174000 | NR       | NR    | 8,930    |
| 2.00 |       | Total 531100 - Cont Serv - General Maintenance             |        |            |          |       | \$9,630  |
| 1.00 | 34728 | L8 Res-Waste Disposal Svcs                                 | 217000 | 5210173100 | NR       | NR    | 225      |
| 1.00 |       | Total 531103 - Cont Serv - Waste Disposal Services         |        |            |          |       | \$225    |
| 1.00 | 17521 | Field Station Maintenance                                  | 217000 | 5211174000 | NR       | NR    | 9,296    |
| 1.00 |       | Total 540050 - Oper Expense - Inventory Parts and Supplies |        |            |          |       | \$9,296  |
| 1.00 | 34510 | L8 Res-L8 Reservoir Lumber                                 | 217000 | 5210173100 | NR       | NR    | 545      |
| 1.00 |       | Total 541300 - Oper Expense - Construction Materials       |        |            |          |       | \$545    |
|      |       | Total FIELD STATION MAINTENANCE                            |        |            |          |       | \$21,966 |

DISTRICT EVERGLADES PROGRAM

BB79 O&M PROGRAM SUPPORT

| Qty  | Item  | Name   | Fund   | FundCenter | Fund Prg | Grant | Amount  |
|------|-------|--|--------|------------|----------|-------|---------|
| 1.00 | 17900 | O&M Program Support                                    | 217000 | 5210173100 | NR       | NR    | 1,456   |
| 1.00 |       | Total 541510 - Oper Expense - Parts,Supp - Office      |        |            |          |       | \$1,456 |
| 1.00 | 17986 | O&M Program Support                                    | 217000 | 5003170600 | NR       | NR    | 257     |
| 1.00 |       | Total 542000 - Oper Expense - Conference Registrations |        |            |          |       | \$257   |
| 1.00 | 18078 | O&M Program Support                                    | 217000 | 5210173100 | NR       | NR    | 1,147   |
| 1.00 | 18074 | O&M Program Support                                    | 217000 | 5211174000 | NR       | NR    | 3,415   |
| 2.00 |       | Total 543800 - Oper Expense - Freight                  |        |            |          |       | \$4,562 |
|      |       | Total O&M PROGRAM SUPPORT                              |        |            |          |       | \$6,275 |

DISTRICT EVERGLADES PROGRAM

| BB80  | COMPLIANCE |   | Fund   | FundCenter | Fund Prg | Grant | Amount      |
|-------|------------|---|--------|------------|----------|-------|-------------|
| Qty   | Item       | Name  |        |            |          |       |             |
| 22.25 |            | Total 510100 - Salaries and Wages - Regular                     |        |            |          |       | \$1,509,285 |
| 22.25 |            | Total 520900 - Fringe Benefits - FICA Taxes Employer Share      |        |            |          |       | \$115,463   |
| 22.25 |            | Total 521010 - Fringe Benefits - FRS Retirement Contrib         |        |            |          |       | \$211,641   |
| 22.25 |            | Total 521110 - Fringe Benefits - Medical Insurance              |        |            |          |       | \$366,484   |
| 22.25 |            | Total 521120 - Fringe Benefits - Dental Insurance               |        |            |          |       | \$27,145    |
| 22.25 |            | Total 521130 - Fringe Benefits - Vision Insurance               |        |            |          |       | \$3,050     |
| 22.25 |            | Total 521140 - Fringe Benefits - Accidental Death Dismemberment |        |            |          |       | \$336       |
| 22.25 |            | Total 521150 - Fringe Benefits - Long-Term Disability           |        |            |          |       | \$4,450     |
| 22.25 |            | Total 521160 - Fringe Benefits - Life Insurance                 |        |            |          |       | \$5,520     |
| 1.00  | 35049      | C139 FEB-ASD (Private Lab) Contract                             | 217000 | 4511167100 | NR       | NR    | 22,000      |
| 1.00  | 34747      | L8 Res-Lab Analysis Contract                                    | 217000 | 4511167100 | NR       | NR    | 263         |
| 1.00  | 35018      | STA 1W Exp #2-ASD (Private Lab) Contract                        | 217000 | 4511167100 | NR       | NR    | 16,500      |
| 1.00  | 16065      | STA Comp Lab Anlys- Org & Hg Fish/Water                         | 217000 | 4511167100 | NR       | NR    | 12,000      |
| 1.00  | 34109      | STA 1W Exp #2-WQM Field Equip Maintenanc                        | 217000 | 4513169200 | NR       | NR    | 3,000       |
| 1.00  | 35400      | C139 FEB-Fish Collection Support                                | 217000 | 4513169400 | NR       | NR    | 4,500       |
| 6.00  |            | Total 530100 - Cont Serv - External Provider                    |        |            |          |       | \$58,263    |
| 1.00  | 35044      | C139 FEB-Lab Support  | 217000 | 4511167100 | NR       | NR    | 20,200      |
| 1.00  | 35006      | STA 1W Exp #1-Lab Support                                       | 217000 | 4511167100 | NR       | NR    | 15,655      |
| 1.00  | 35045      | STA 1W Exp #2-Lab Support                                       | 217000 | 4511167100 | NR       | NR    | 20,200      |
| 1.00  | 34896      | A1 FEB-Compliance Assessment                                    | 217000 | 4512168100 | NR       | NR    | 46,704      |
| 1.00  | 34897      | C139 FEB-Compliance Assessment Support                          | 217000 | 4512168100 | NR       | NR    | 46,704      |
| 1.00  | 34898      | STA 1W Exp #1-Compliance Assessment Supp                        | 217000 | 4512168100 | NR       | NR    | 46,704      |

DISTRICT EVERGLADES PROGRAM

| BB80  |       | COMPLIANCE  |        |            |          |       |           |  |
|-------|-------|---|--------|------------|----------|-------|-----------|--|
| Qty   | Item  | Name  | Fund   | FundCenter | Fund Prg | Grant | Amount    |  |
| 1.00  | 34899 | STA 1W Exp #2-Compliance Assessment Supp                      | 217000 | 4512168100 | NR       | NR    | 46,704    |  |
| 1.00  | 34938 | C139 FEB-WQM Sample Collection Support                        | 217000 | 4513169600 | NR       | NR    | 84,000    |  |
| 1.00  | 34848 | STA 1W Exp #2-WQM Interior Sampling                           | 217000 | 4513169600 | NR       | NR    | 133,000   |  |
| 1.00  | 34959 | STA 1W Exp #2-WQM Sample Collection & QA                      | 217000 | 4513169600 | NR       | NR    | 30,000    |  |
| 1.00  | 23020 | WQMS Contingent Worker Support                                | 217000 | 4513169600 | NR       | NR    | 4,500     |  |
| 11.00 |       | Total 530122 - Cont Serv - Science and Tech. Support Services |        |            |          |       | \$494,371 |  |
| 1.00  | 35306 | L8 Res-RS L8 Reservoir - Sonde Mainten                        | 217000 | 4513169200 | NR       | NR    | 5,000     |  |
| 1.00  | 34173 | L8 Res-RS L8 Reservoir - WQ Site Mainten                      | 217000 | 4513169200 | NR       | NR    | 2,500     |  |
| 2.00  |       | Total 530600 - Cont Serv - Maintenance and Repairs            |        |            |          |       | \$7,500   |  |
| 1.00  | 13756 | WQM Small Tools & Equipment - STAs                            | 217000 | 4513169200 | NR       | NR    | 3,600     |  |
| 1.00  |       | Total 541400 - Oper Expense - Tools/Equipment/PPE             |        |            |          |       | \$3,600   |  |
| 1.00  | 14250 | WQM Field Parts & Supplies - STAs                             | 217000 | 4513169200 | NR       | NR    | 58,725    |  |
| 1.00  |       | Total 541500 - Oper Expense - Parts and Supplies              |        |            |          |       | \$58,725  |  |
| 1.00  | 35292 | A1 FEB-ASD (Lab) Other  | 217000 | 4511167100 | NR       | NR    | 7,150     |  |
| 1.00  | 35337 | C139 FEB-ASD (Lab) Supplies                                   | 217000 | 4511167100 | NR       | NR    | 5,200     |  |
| 1.00  | 12318 | Lab P/S STA Compliance  | 217000 | 4511167100 | NR       | NR    | 35,890    |  |
| 1.00  | 27247 | Laboratory Parts & Supplies                                   | 217000 | 4511167100 | NR       | NR    | 10,900    |  |
| 1.00  | 35437 | STA 1W Exp #1-ASD (Lab) Other                                 | 217000 | 4511167100 | NR       | NR    | 3,106     |  |
| 1.00  | 35439 | STA 1W Exp #2-ASD (Lab) Supplies                              | 217000 | 4511167100 | NR       | NR    | 3,120     |  |
| 1.00  | 35263 | A1 FEB-WQMD Other   | 217000 | 4513169200 | NR       | NR    | 6,000     |  |
| 1.00  | 35424 | C139 FEB-WQM Field Supplies                                   | 217000 | 4513169200 | NR       | NR    | 3,000     |  |
| 1.00  | 35138 | L8 Res-WQM Field Supplies                                     | 217000 | 4513169200 | NR       | NR    | 10,000    |  |
| 1.00  | 35264 | STA 1W Exp #1-WQMS Field Supplies                             | 217000 | 4513169200 | NR       | NR    | 6,000     |  |
| 1.00  | 34079 | STA 1W Exp #1-WQMS Maint & Repair                             | 217000 | 4513169200 | NR       | NR    | 2,500     |  |
| 1.00  | 35265 | STA 1W Exp #2-WQM Field Supplies                              | 217000 | 4513169200 | NR       | NR    | 6,000     |  |
| 12.00 |       | Total 541506 - Oper Expense - Parts,Supp - Laboratory         |        |            |          |       | \$98,866  |  |
| 1.00  | 15303 | Field Equipment   | 217000 | 4513169200 | NR       | NR    | 7,600     |  |

DISTRICT EVERGLADES PROGRAM

| Qty  | Item  | Name                                     | Fund       | FundCenter | Fund Prg                                     | Grant | Amount   |             |
|------|-------|--|------------|------------|--|-------|----------|-------------|
| 1.00 |       | Total                                    | 541590     | -          | Oper Expense - Attractive Items              |       | \$7,600  |             |
| 1.00 | 13757 | Annual NPDES Surveillance Fee            | 217000     | 3316207100 | NR   | NR    | 5,800    |             |
| 1.00 |       | Total                                    | 543301     | -          | Oper Expense - Permits & Fees                |       | \$5,800  |             |
| 1.00 | 35157 | C139 FEB-ASD (FDEP Lab) Contract         | 217000     | 4511167100 | NR   | NR    | 11,000   |             |
| 1.00 | 35053 | STA 1W Exp #2-ASD (FDEP Lab) Contract    | 217000     | 4511167100 | NR   | NR    | 22,000   |             |
| 1.00 | 14249 | STA Comp Lab Anlys - Org & Hg Fish/Water | 217000     | 4511167100 | NR   | NR    | 3,000    |             |
| 1.00 | 35433 | STA 1W Exp #1-WQMS Fish Collection       | 217000     | 4513169400 | NR   | NR    | 3,000    |             |
| 1.00 | 35268 | STA 1W Exp #2-Fish Collection Support    | 217000     | 4513169400 | NR   | NR    | 6,000    |             |
| 5.00 |       | Total                                    | 545010     | -          | Oper Expense - Interagency State of FL       |       | \$45,000 |             |
| 1.00 | 32048 | Snail Kite Monitoring                    | 217000     | 4415165000 | NR   | NR    | 75,000   |             |
| 1.00 |       | Total                                    | 545040     | -          | Oper Expense - Interagency Public Univ       |       | \$75,000 |             |
| 1.00 | 35204 | C139 FEB-WQM Field Equipment             | 406000     | 4513169200 | NR   | NR    | 8,000    |             |
| 1.00 | 35205 | STA 1W Exp #1-WQ Equip Replace (Sonde)   | 406000     | 4513169200 | NR   | NR    | 8,000    |             |
| 1.00 | 35206 | STA 1W Exp #2-WQM Field Equipment        | 406000     | 4513169200 | NR   | NR    | 8,000    |             |
| 3.00 |       | Total                                    | 589340     | -          | Capital Outlay - Equipment Water Measurement |       | \$24,000 |             |
|      |       | Total                                    | COMPLIANCE |            |  |       |          | \$3,122,099 |

DISTRICT EVERGLADES PROGRAM

BB81 STA SITE MANAGEMENT

| Qty  | Item  | Name  | Fund   | FundCenter | Fund Prg | Grant | Amount    |
|------|-------|---|--------|------------|----------|-------|-----------|
| 2.00 | Total | 510100 - Salaries and Wages - Regular                     |        |            |          |       | \$152,540 |
| 2.00 | Total | 520900 - Fringe Benefits - FICA Taxes Employer Share      |        |            |          |       | \$11,669  |
| 2.00 | Total | 521010 - Fringe Benefits - FRS Retirement Contrib         |        |            |          |       | \$20,699  |
| 2.00 | Total | 521110 - Fringe Benefits - Medical Insurance              |        |            |          |       | \$32,770  |
| 2.00 | Total | 521120 - Fringe Benefits - Dental Insurance               |        |            |          |       | \$2,440   |
| 2.00 | Total | 521130 - Fringe Benefits - Vision Insurance               |        |            |          |       | \$273     |
| 2.00 | Total | 521140 - Fringe Benefits - Accidental Death Dismemberment |        |            |          |       | \$30      |
| 2.00 | Total | 521150 - Fringe Benefits - Long-Term Disability           |        |            |          |       | \$400     |
| 2.00 | Total | 521160 - Fringe Benefits - Life Insurance                 |        |            |          |       | \$513     |
| 1.00 | 35158 | C139 FEB-FWC Law Enforcement                              | 217000 | 5415182100 | NR       | NR    | 11,250    |
| 1.00 | Total | 531102 - Cont Serv - Security Services                    |        |            |          |       | \$11,250  |
| 1.00 | 12423 | Reference Materials                                       | 217000 | 5415182000 | NR       | NR    | 180       |
| 1.00 | Total | 541100 - Oper Expense - Books/Subscriptions               |        |            |          |       | \$180     |
| 1.00 | 12427 | STA Small Tools and Equipment                             | 217000 | 5415182000 | NR       | NR    | 2,623     |
| 1.00 | Total | 541400 - Oper Expense - Tools/Equipment/PPE               |        |            |          |       | \$2,623   |
|      | Total | STA SITE MANAGEMENT                                       |        |            |          |       | \$235,387 |

DISTRICT EVERGLADES PROGRAM

| BD08 |       | EFA REG SOURCE CNTRL PROGRAM                                    |        |            |          |       |           |  |
|------|-------|---|--------|------------|----------|-------|-----------|--|
| Qty  | Item  | Name  | Fund   | FundCenter | Fund Prg | Grant | Amount    |  |
| 7.20 |       | Total 510100 - Salaries and Wages - Regular                     |        |            |          |       | \$528,241 |  |
| 7.20 |       | Total 520900 - Fringe Benefits - FICA Taxes Employer Share      |        |            |          |       | \$40,413  |  |
| 7.20 |       | Total 521010 - Fringe Benefits - FRS Retirement Contrib         |        |            |          |       | \$77,690  |  |
| 7.20 |       | Total 521110 - Fringe Benefits - Medical Insurance              |        |            |          |       | \$118,457 |  |
| 7.20 |       | Total 521120 - Fringe Benefits - Dental Insurance               |        |            |          |       | \$8,784   |  |
| 7.20 |       | Total 521130 - Fringe Benefits - Vision Insurance               |        |            |          |       | \$990     |  |
| 7.20 |       | Total 521140 - Fringe Benefits - Accidental Death Dismemberment |        |            |          |       | \$114     |  |
| 7.20 |       | Total 521150 - Fringe Benefits - Long-Term Disability           |        |            |          |       | \$1,440   |  |
| 7.20 |       | Total 521160 - Fringe Benefits - Life Insurance                 |        |            |          |       | \$1,836   |  |
| 9.00 |       | Total 529990 - Fringe Benefits - Other Personnel Benefits       |        |            |          |       | \$51,785  |  |
| 1.00 | 16282 | EFA Source Controls   | 217000 | 4215155000 | NR       | NR    | 28,964    |  |
| 1.00 | 21094 | C-51W Upstream Monitoring Lab Contracts                         | 225000 | 4511167100 | 101232   | NR    | 9,100     |  |
| 1.00 | 21101 | C-51W Upstream Monitoring WQMS Contracts                        | 225000 | 4513169600 | 101232   | NR    | 50,000    |  |
| 3.00 |       | Total 530100 - Cont Serv - External Provider                    |        |            |          |       | \$88,064  |  |
| 1.00 | 21092 | C-51W Upstream Monitoring Lab CS                                | 225000 | 4511167100 | 101232   | NR    | 60,000    |  |
| 1.00 | 21098 | C-51W Upstream Monitoring WQMS CS                               | 225000 | 4513169400 | 101232   | NR    | 35,700    |  |
| 2.00 |       | Total 530122 - Cont Serv - Science and Tech. Support Services   |        |            |          |       | \$95,700  |  |
| 1.00 | 21096 | C-51W Upstream Monitoring WQMS Field Sup                        | 225000 | 4511167100 | 101232   | NR    | 5,000     |  |
| 1.00 |       | Total 541500 - Oper Expense - Parts and Supplies                |        |            |          |       | \$5,000   |  |



DISTRICT EVERGLADES PROGRAM

BD08 EFA REG SOURCE CNTRL PROGRAM

| Qty  | Item  | Name   | Fund   | FundCenter | Fund Prg | Grant | Amount      |
|------|-------|--|--------|------------|----------|-------|-------------|
| 1.00 | 21090 | C-51W Upstream Monitoring Lab Supplies                 | 225000 | 4511167100 | 101232   | NR    | 10,000      |
| 1.00 | 12475 | SC - Lab P/S BMPs                                      | 217000 | 4511167100 | NR       | NR    | 4,680       |
| 2.00 |       | Total 541506 - Oper Expense - Parts,Supp - Laboratory  |        |            |          |       | \$14,680    |
| 1.00 | 15708 | Office Supplies - EFA                                  | 217000 | 3302139300 | NR       | NR    | 900         |
| 1.00 |       | Total 541510 - Oper Expense - Parts,Supp - Office      |        |            |          |       | \$900       |
| 1.00 | 15479 | Training and Conference - EFA                          | 217000 | 3301139100 | NR       | NR    | 1,781       |
| 1.00 |       | Total 542000 - Oper Expense - Conference Registrations |        |            |          |       | \$1,781     |
| 1.00 | 15694 | Business Travel - EFA                                  | 217000 | 3301139100 | NR       | NR    | 522         |
| 1.00 |       | Total 542100 - Oper Expense - District Travel          |        |            |          |       | \$522       |
| 1.00 | 90    | PE License Recertification - EFA                       | 217000 | 3302139300 | NR       | NR    | 630         |
| 1.00 | 22992 | PMP Certifications - EFA                               | 217003 | 3302139300 | NR       | NR    | 1,200       |
| 2.00 |       | Total 542400 - Oper Expense - Professional Licenses    |        |            |          |       | \$1,830     |
|      |       | Total EFA REG SOURCE CNTRL PROGRAM                     |        |            |          |       | \$1,038,227 |

DISTRICT EVERGLADES PROGRAM

BE01 ECP OPERATIONS MONITORING

| Qty   | Item  | Name                                    | Fund   | FundCenter | Fund Prg   | Grant | Amount    |
|-------|-------|---|--------|------------|--|-------|-----------|
| 15.05 |       | Total                                   | 510100 | -          | Salaries and Wages - Regular                     |       | \$999,262 |
| 15.05 |       | Total                                   | 520900 | -          | Fringe Benefits - FICA Taxes Employer Share      |       | \$76,448  |
| 15.05 |       | Total                                   | 521010 | -          | Fringe Benefits - FRS Retirement Contrib         |       | \$141,555 |
| 15.05 |       | Total                                   | 521110 | -          | Fringe Benefits - Medical Insurance              |       | \$247,082 |
| 15.05 |       | Total                                   | 521120 | -          | Fringe Benefits - Dental Insurance               |       | \$18,361  |
| 15.05 |       | Total                                   | 521130 | -          | Fringe Benefits - Vision Insurance               |       | \$2,063   |
| 15.05 |       | Total                                   | 521140 | -          | Fringe Benefits - Accidental Death Dismemberment |       | \$231     |
| 15.05 |       | Total                                   | 521150 | -          | Fringe Benefits - Long-Term Disability           |       | \$3,010   |
| 15.05 |       | Total                                   | 521160 | -          | Fringe Benefits - Life Insurance                 |       | \$3,747   |
| 9.00  |       | Total                                   | 529990 | -          | Fringe Benefits - Other Personnel Benefits       |       | \$54,194  |
| 1.00  | 13642 | Metal Fabrication - Streamguaging Equip | 217000 | 5512200000 | NR   | NR    | 1,800     |
| 1.00  |       | Total                                   | 530600 | -          | Cont Serv - Maintenance and Repairs              |       | \$1,800   |
| 1.00  | 14211 | ANSYS Fluent Maint                      | 217000 | 2215117000 | NR   | NR    | 36,747    |
| 1.00  |       | Total                                   | 530602 | -          | Cont Serv - Maint & Repairs - Computer Software  |       | \$36,747  |
| 1.00  | 24670 | WQM Small Tools & Equipment - LTP       | 217003 | 4513169200 | NR   | NR    | 1,200     |
| 1.00  | 13726 | WQM Small Tools & Equipment - LTP       | 217000 | 4513169200 | NR   | NR    | 5,400     |
| 2.00  |       | Total                                   | 541400 | -          | Oper Expense - Tools/Equipment/PPE               |       | \$6,600   |
| 1.00  | 14254 | WQM Field Parts & Supplies - LTP        | 217000 | 4513169200 | NR   | NR    | 5,400     |
| 1.00  |       | Total                                   | 541500 | -          | Oper Expense - Parts and Supplies                |       | \$5,400   |

DISTRICT EVERGLADES PROGRAM

BE01 ECP OPERATIONS MONITORING

| Qty  | Item  | Name                                     | Fund   | FundCenter | Fund Prg                               | Grant | Amount      |
|------|-------|--|--------|------------|--|-------|-------------|
| 1.00 | 12319 | Lab P/S STA Optimization                 | 217000 | 4511167100 | NR                                     | NR    | 74,864      |
| 1.00 | 27246 | Laboratory Parts & Supplies              | 217000 | 4511167100 | NR                                     | NR    | 22,500      |
| 1.00 | 93    | WQM Field Supplies and Lab Standards-LTP | 217000 | 4513169200 | NR                                     | NR    | 3,000       |
| 3.00 |       | Total                                    | 541506 | -          | Oper Expense - Parts,Supp - Laboratory |       | \$100,364   |
| 1.00 | 15302 | Field Equipment                          | 217000 | 4513169200 | NR                                     | NR    | 7,600       |
| 1.00 |       | Total                                    | 541590 | -          | Oper Expense - Attractive Items        |       | \$7,600     |
|      |       | Total                                    |        |            | ECP OPERATIONS MONITORING              |       | \$1,704,464 |

DISTRICT EVERGLADES PROGRAM

BE05 ANALYSIS & INTERPRETATION

| Qty  | Item  | Name                            | Fund   | FundCenter | Fund Prg   | Grant | Amount    |
|------|-------|---------------------------------|--------|------------|--|-------|-----------|
| 6.20 |       | Total                           | 510100 | -          | Salaries and Wages - Regular                     |       | \$530,657 |
| 6.20 |       | Total                           | 520900 | -          | Fringe Benefits - FICA Taxes Employer Share      |       | \$40,599  |
| 6.20 |       | Total                           | 521010 | -          | Fringe Benefits - FRS Retirement Contrib         |       | \$72,011  |
| 6.20 |       | Total                           | 521110 | -          | Fringe Benefits - Medical Insurance              |       | \$105,405 |
| 6.20 |       | Total                           | 521120 | -          | Fringe Benefits - Dental Insurance               |       | \$7,564   |
| 6.20 |       | Total                           | 521130 | -          | Fringe Benefits - Vision Insurance               |       | \$853     |
| 6.20 |       | Total                           | 521140 | -          | Fringe Benefits - Accidental Death Dismemberment |       | \$99      |
| 6.20 |       | Total                           | 521150 | -          | Fringe Benefits - Long-Term Disability           |       | \$1,240   |
| 6.20 |       | Total                           | 521160 | -          | Fringe Benefits - Life Insurance                 |       | \$1,589   |
| 1.00 | 14171 | Cont Serv - External Provider   | 217000 | 4412162000 | 101216   | NR    | 26,500    |
| 1.00 |       | Total                           | 530100 | -          | Cont Serv - External Provider                    |       | \$26,500  |
| 1.00 | 14164 | Vehicle Maintenance and Repair  | 217000 | 4412162000 | 101216   | NR    | 4,000     |
| 1.00 |       | Total                           | 530608 | -          | Cont Serv - Maint & Repairs - Vehicles           |       | \$4,000   |
| 1.00 | 14170 | Applied Science STA Maintenance | 217000 | 4412162000 | 101216   | NR    | 500       |
| 1.00 |       | Total                           | 530610 | -          | Cont Serv - Maint and Repairs Environmental      |       | \$500     |
| 1.00 | 16274 | District Uniforms               | 217000 | 4412162000 | 101216   | NR    | 823       |
| 1.00 |       | Total                           | 541301 | -          | Oper Expense - District Uniforms                 |       | \$823     |
| 1.00 | 14016 | Tools & Equipment               | 217000 | 4412162000 | 101216   | NR    | 4,000     |
| 1.00 |       | Total                           | 541400 | -          | Oper Expense - Tools/Equipment/PPE               |       | \$4,000   |

DISTRICT EVERGLADES PROGRAM

BE05 ANALYSIS & INTERPRETATION

| Qty  | Item  | Name  | Fund   | FundCenter | Fund Prg | Grant | Amount    |
|------|-------|---|--------|------------|----------|-------|-----------|
| 1.00 | 34094 | EAA A2 STA-Scientific Support (Lab) Supp              | 217000 | 4412162000 | NR       | NR    | 2,615     |
| 1.00 | 14167 | Field & Laboratory Supplies                           | 217000 | 4412162000 | 101216   | NR    | 3,000     |
| 1.00 | 34095 | STA 1W Exp #2-Scientific Support (Lab) S              | 217000 | 4412162000 | NR       | NR    | 2,615     |
| 3.00 |       | Total 541506 - Oper Expense - Parts,Supp - Laboratory |        |            |          |       | \$8,230   |
| 1.00 | 12620 | Shipping Costs  | 217000 | 4412162000 | 101216   | NR    | 80        |
| 1.00 |       | Total 543800 - Oper Expense - Freight                 |        |            |          |       | \$80      |
|      |       | Total ANALYSIS & INTERPRETATION                       |        |            |          |       | \$804,150 |

DISTRICT EVERGLADES PROGRAM

BH01 LONG-TERM PLAN PROGRAM MANAGEMENT

| Qty  | Item  | Name  | Fund | FundCenter | Fund Prg | Grant | Amount    |
|------|-------|---|------|------------|----------|-------|-----------|
| .75  | Total | 510100 - Salaries and Wages - Regular                     |      |            |          |       | \$68,171  |
| .75  | Total | 520900 - Fringe Benefits - FICA Taxes Employer Share      |      |            |          |       | \$5,216   |
| .75  | Total | 521010 - Fringe Benefits - FRS Retirement Contrib         |      |            |          |       | \$9,251   |
| .75  | Total | 521110 - Fringe Benefits - Medical Insurance              |      |            |          |       | \$12,290  |
| .75  | Total | 521120 - Fringe Benefits - Dental Insurance               |      |            |          |       | \$915     |
| .75  | Total | 521130 - Fringe Benefits - Vision Insurance               |      |            |          |       | \$103     |
| .75  | Total | 521140 - Fringe Benefits - Accidental Death Dismemberment |      |            |          |       | \$12      |
| .75  | Total | 521150 - Fringe Benefits - Long-Term Disability           |      |            |          |       | \$150     |
| .75  | Total | 521160 - Fringe Benefits - Life Insurance                 |      |            |          |       | \$193     |
| 9.00 | Total | 529990 - Fringe Benefits - Other Personnel Benefits       |      |            |          |       | \$68,427  |
|      | Total | LONG-TERM PLAN PROGRAM MANAGEMENT                         |      |            |          |       | \$164,728 |

DISTRICT EVERGLADES PROGRAM

BJ01 ECOSYSTEM RESPONSE TO HYDROLOGY

| Qty  | Item  | Name  | Fund   | FundCenter | Fund Prg | Grant | Amount    |
|------|-------|---|--------|------------|----------|-------|-----------|
| 1.55 | Total | 510100 - Salaries and Wages - Regular                     |        |            |          |       | \$117,402 |
| 1.55 | Total | 520900 - Fringe Benefits - FICA Taxes Employer Share      |        |            |          |       | \$8,982   |
| 1.55 | Total | 521010 - Fringe Benefits - FRS Retirement Contrib         |        |            |          |       | \$15,933  |
| 1.55 | Total | 521110 - Fringe Benefits - Medical Insurance              |        |            |          |       | \$25,400  |
| 1.55 | Total | 521120 - Fringe Benefits - Dental Insurance               |        |            |          |       | \$1,891   |
| 1.55 | Total | 521130 - Fringe Benefits - Vision Insurance               |        |            |          |       | \$214     |
| 1.55 | Total | 521140 - Fringe Benefits - Accidental Death Dismemberment |        |            |          |       | \$25      |
| 1.55 | Total | 521150 - Fringe Benefits - Long-Term Disability           |        |            |          |       | \$310     |
| 1.55 | Total | 521160 - Fringe Benefits - Life Insurance                 |        |            |          |       | \$398     |
| 1.00 | 15899 | Lygodium tree island surveys - WCA-3                      | 217000 | 4413163000 | 100960   | NR    | 50,000    |
| 1.00 | Total | 530100 - Cont Serv - External Provider                    |        |            |          |       | \$50,000  |
| 1.00 | 15452 | Tree Island Tools & Equipment                             | 217000 | 4413163000 | 100960   | NR    | 9,000     |
| 1.00 | Total | 541400 - Oper Expense - Tools/Equipment/PPE               |        |            |          |       | \$9,000   |
|      | Total | ECOSYSTEM RESPONSE TO HYDROLOGY                           |        |            |          |       | \$229,555 |

DISTRICT EVERGLADES PROGRAM

BJ02 MULTI-DISCIPLINARY RESEARCH FOR ECOLOGICAL RESTORATION

| Qty  | Item  | Name  | Fund   | FundCenter | Fund Prg | Grant | Amount    |
|------|-------|---|--------|------------|----------|-------|-----------|
| 3.90 | Total | 510100 - Salaries and Wages - Regular                     |        |            |          |       | \$333,641 |
| 3.90 | Total | 520900 - Fringe Benefits - FICA Taxes Employer Share      |        |            |          |       | \$25,525  |
| 3.90 | Total | 521010 - Fringe Benefits - FRS Retirement Contrib         |        |            |          |       | \$49,507  |
| 3.90 | Total | 521110 - Fringe Benefits - Medical Insurance              |        |            |          |       | \$63,903  |
| 3.90 | Total | 521120 - Fringe Benefits - Dental Insurance               |        |            |          |       | \$4,758   |
| 3.90 | Total | 521130 - Fringe Benefits - Vision Insurance               |        |            |          |       | \$533     |
| 3.90 | Total | 521140 - Fringe Benefits - Accidental Death Dismemberment |        |            |          |       | \$61      |
| 3.90 | Total | 521150 - Fringe Benefits - Long-Term Disability           |        |            |          |       | \$780     |
| 3.90 | Total | 521160 - Fringe Benefits - Life Insurance                 |        |            |          |       | \$1,001   |
| 1.00 | 15061 | Active Marsh Improvement                                  | 217000 | 4413163000 | 100954   | NR    | 48,000    |
| 1.00 | 17150 | WCA   | 211035 | 4413163000 | 100954   | NR    | 350,000   |
| 2.00 | Total | 530100 - Cont Serv - External Provider                    |        |            |          |       | \$398,000 |
| 1.00 | 13737 | Marsh Ecology - Ecological Responses                      | 217000 | 4413163000 | 100954   | NR    | 16,000    |
| 1.00 | Total | 530108 - Cont Serv - Lab Services                         |        |            |          |       | \$16,000  |
| 1.00 | 14238 | Marsh Ecology - Equipment Repair & Maint                  | 217000 | 4413163000 | 100954   | NR    | 8,329     |
| 1.00 | Total | 530600 - Cont Serv - Maintenance and Repairs              |        |            |          |       | \$8,329   |
| 1.00 | 13408 | Marsh Ecology - Airboat Maint & Repair                    | 217000 | 4413163000 | 100954   | NR    | 5,000     |
| 1.00 | Total | 530608 - Cont Serv - Maint & Repairs - Vehicles           |        |            |          |       | \$5,000   |
| 1.00 | 16167 | Aircraft Fuel   | 217000 | 2110108500 | NR       | NR    | 36,503    |



DISTRICT EVERGLADES PROGRAM

BJ02 MULTI-DISCIPLINARY RESEARCH FOR ECOLOGICAL RESTORATION

| Qty  | Item  | Name                              | Fund   | FundCenter | Fund Prg                               | Grant | Amount   |           |
|------|-------|-----------------------------------|--|------------|--|-------|----------|-----------|
| 1.00 |       | Total                             | 540030   | -          | Oper Expense - Inventory Other Fuels   |       | \$36,503 |           |
| 1.00 | 13321 | Marsh Ecology - Field Supplies    | 217000   | 4413163000 | 100954                                 | NR    | 6,500    |           |
| 1.00 | 14248 | Marsh Ecology - Wildlife Supplies | 217000   | 4413163000 | 100954                                 | NR    | 4,000    |           |
| 2.00 |       | Total                             | 541500   | -          | Oper Expense - Parts and Supplies      |       | \$10,500 |           |
| 1.00 | 12792 | Marsh Ecology - Lab Supplies      | 217000   | 4413163000 | 100954                                 | NR    | 8,000    |           |
| 1.00 |       | Total                             | 541506   | -          | Oper Expense - Parts,Supp - Laboratory |       | \$8,000  |           |
|      |       | Total                             | MULTI-DISCIPLINARY RESEARCH FOR ECOLOGICAL RESTORATION |            |  |       |          | \$962,041 |

DISTRICT EVERGLADES PROGRAM

BJ03 SCIENTIFIC PROJECT SUPPORT

| Qty  | Item  | Name  | Fund   | FundCenter | Fund Prg | Grant | Amount    |
|------|-------|---|--------|------------|----------|-------|-----------|
| 1.60 | Total | 510100 - Salaries and Wages - Regular                     |        |            |          |       | \$157,912 |
| 1.60 | Total | 520900 - Fringe Benefits - FICA Taxes Employer Share      |        |            |          |       | \$12,080  |
| 1.60 | Total | 521010 - Fringe Benefits - FRS Retirement Contrib         |        |            |          |       | \$21,429  |
| 1.60 | Total | 521110 - Fringe Benefits - Medical Insurance              |        |            |          |       | \$28,838  |
| 1.60 | Total | 521120 - Fringe Benefits - Dental Insurance               |        |            |          |       | \$1,952   |
| 1.60 | Total | 521130 - Fringe Benefits - Vision Insurance               |        |            |          |       | \$218     |
| 1.60 | Total | 521140 - Fringe Benefits - Accidental Death Dismemberment |        |            |          |       | \$25      |
| 1.60 | Total | 521150 - Fringe Benefits - Long-Term Disability           |        |            |          |       | \$320     |
| 1.60 | Total | 521160 - Fringe Benefits - Life Insurance                 |        |            |          |       | \$410     |
| 1.00 | 15150 | Vegetation Responses                                      | 217000 | 4413163000 | NR       | NR    | 4,500     |
| 1.00 | Total | 530100 - Cont Serv - External Provider                    |        |            |          |       | \$4,500   |
| 1.00 | 33568 | Eveglades Monitoring                                      | 220000 | 4413163000 | NR       | NR    | 375,886   |
| 1.00 | Total | 530600 - Cont Serv - Maintenance and Repairs              |        |            |          |       | \$375,886 |
| 1.00 | 13317 | Books & Reference Materials                               | 217000 | 4413163000 | NR       | NR    | 180       |
| 1.00 | Total | 541100 - Oper Expense - Books/Subscriptions               |        |            |          |       | \$180     |
| 1.00 | 13305 | Uniforms/Safety Shoes                                     | 217000 | 4413163000 | NR       | NR    | 380       |
| 1.00 | Total | 541301 - Oper Expense - District Uniforms                 |        |            |          |       | \$380     |
| 1.00 | 13760 | Parts & Supplies  | 217000 | 4413163000 | NR       | NR    | 8,344     |
| 1.00 | Total | 541500 - Oper Expense - Parts and Supplies                |        |            |          |       | \$8,344   |

DISTRICT EVERGLADES PROGRAM

BJ03 SCIENTIFIC PROJECT SUPPORT

| Qty  | Item  | Name            | Fund   | FundCenter                           | Fund Prg | Grant | Amount    |
|------|-------|-----------------|--------|--------------------------------------|----------|-------|-----------|
| 1.00 | 15735 | Office Supplies | 217000 | 4413163000                           | NR       | NR    | 1,052     |
| 1.00 |       | Total           | 541510 | - Oper Expense - Parts,Supp - Office |          |       | \$1,052   |
| 1.00 | 15683 | Travel          | 217000 | 4409160000                           | NR       | NR    | 2,434     |
| 1.00 |       | Total           | 542100 | - Oper Expense - District Travel     |          |       | \$2,434   |
| 1.00 | 13762 | Shipping        | 217000 | 4413163000                           | NR       | NR    | 900       |
| 1.00 |       | Total           | 543800 | - Oper Expense - Freight             |          |       | \$900     |
|      |       | Total           |        | SCIENTIFIC PROJECT SUPPORT           |          |       | \$616,860 |

DISTRICT EVERGLADES PROGRAM

BJ04 SULFUR ACTION PLAN

| Qty | Item  | Name  | Fund | FundCenter | Fund Prg | Grant | Amount   |
|-----|-------|---|------|------------|----------|-------|----------|
| .30 | Total | 510100 - Salaries and Wages - Regular                     |      |            |          |       | \$25,712 |
| .30 | Total | 520900 - Fringe Benefits - FICA Taxes Employer Share      |      |            |          |       | \$1,968  |
| .30 | Total | 521010 - Fringe Benefits - FRS Retirement Contrib         |      |            |          |       | \$4,951  |
| .30 | Total | 521110 - Fringe Benefits - Medical Insurance              |      |            |          |       | \$4,916  |
| .30 | Total | 521120 - Fringe Benefits - Dental Insurance               |      |            |          |       | \$366    |
| .30 | Total | 521130 - Fringe Benefits - Vision Insurance               |      |            |          |       | \$41     |
| .30 | Total | 521140 - Fringe Benefits - Accidental Death Dismemberment |      |            |          |       | \$5      |
| .30 | Total | 521150 - Fringe Benefits - Long-Term Disability           |      |            |          |       | \$60     |
| .30 | Total | 521160 - Fringe Benefits - Life Insurance                 |      |            |          |       | \$77     |
|     | Total | SULFUR ACTION PLAN  |      |            |          |       | \$38,096 |

DISTRICT EVERGLADES PROGRAM

BV01 PUMPING OPERATIONS - FLEET

| Qty  | Item  | Name  | Fund   | FundCenter | Fund Prg | Grant | Amount   |
|------|-------|---|--------|------------|----------|-------|----------|
| .20  | Total | 510100 - Salaries and Wages - Regular                     |        |            |          |       | \$11,053 |
| .20  | Total | 520900 - Fringe Benefits - FICA Taxes Employer Share      |        |            |          |       | \$845    |
| .20  | Total | 521010 - Fringe Benefits - FRS Retirement Contrib         |        |            |          |       | \$1,954  |
| .20  | Total | 521110 - Fringe Benefits - Medical Insurance              |        |            |          |       | \$3,278  |
| .20  | Total | 521120 - Fringe Benefits - Dental Insurance               |        |            |          |       | \$244    |
| .20  | Total | 521130 - Fringe Benefits - Vision Insurance               |        |            |          |       | \$28     |
| .20  | Total | 521140 - Fringe Benefits - Accidental Death Dismemberment |        |            |          |       | \$3      |
| .20  | Total | 521150 - Fringe Benefits - Long-Term Disability           |        |            |          |       | \$40     |
| .20  | Total | 521160 - Fringe Benefits - Life Insurance                 |        |            |          |       | \$50     |
| 1.00 | 17331 | Pumping Operations - Fleet                                | 217000 | 5210173100 | NR       | NR    | 8,175    |
| 1.00 | 34140 | EAA A2 STA-CS M&R Vehicles                                | 217000 | 5211174000 | NR       | NR    | 2,200    |
| 2.00 | Total | 530608 - Cont Serv - Maint & Repairs - Vehicles           |        |            |          |       | \$10,375 |
| 1.00 | 15929 | Pumping Operations - Fleet                                | 217000 | 5210173100 | NR       | NR    | 29,289   |
| 1.00 | Total | 540030 - Oper Expense - Inventory Other Fuels             |        |            |          |       | \$29,289 |
| 1.00 | 17790 | Pumping Operations - Fleet                                | 217000 | 5210173100 | NR       | NR    | 10,250   |
| 1.00 | 34144 | EAA A2 STA-OE P&S Fleet                                   | 217000 | 5211174000 | NR       | NR    | 2,200    |
| 2.00 | Total | 541502 - Oper Expense - Parts,Supp - Fleet                |        |            |          |       | \$12,450 |
|      | Total | PUMPING OPERATIONS - FLEET                                |        |            |          |       | \$69,609 |

DISTRICT EVERGLADES PROGRAM

BV02 STRUCTURE MAINTENANCE - FLEET

| Qty  | Item  | Name   | Fund   | FundCenter | Fund Prg | Grant | Amount   |
|------|-------|--|--------|------------|----------|-------|----------|
| .60  | Total | 510100 - Salaries and Wages - Regular                      |        |            |          |       | \$33,306 |
| .60  | Total | 520900 - Fringe Benefits - FICA Taxes Employer Share       |        |            |          |       | \$2,548  |
| .60  | Total | 521010 - Fringe Benefits - FRS Retirement Contrib          |        |            |          |       | \$4,974  |
| .60  | Total | 521110 - Fringe Benefits - Medical Insurance               |        |            |          |       | \$9,831  |
| .60  | Total | 521120 - Fringe Benefits - Dental Insurance                |        |            |          |       | \$732    |
| .60  | Total | 521130 - Fringe Benefits - Vision Insurance                |        |            |          |       | \$82     |
| .60  | Total | 521140 - Fringe Benefits - Accidental Death Dismemberment  |        |            |          |       | \$8      |
| .60  | Total | 521150 - Fringe Benefits - Long-Term Disability            |        |            |          |       | \$120    |
| .60  | Total | 521160 - Fringe Benefits - Life Insurance                  |        |            |          |       | \$152    |
| 1.00 | 17330 | Structure Maintenance - Fleet                              | 217000 | 5210173100 | NR       | NR    | 4,233    |
| 1.00 | 35438 | A1 FEB- CS M&R Vehicles                                    | 217000 | 5211174000 | NR       | NR    | 3,120    |
| 1.00 | 34475 | C139 FEB- CS M&R Vehicles                                  | 217000 | 5211174000 | NR       | NR    | 900      |
| 1.00 | 34194 | EAA A2 STA-CS M&R Vehicles                                 | 217000 | 5211174000 | NR       | NR    | 2,200    |
| 1.00 | 17324 | Structure Maintenance - Fleet                              | 217000 | 5211174000 | NR       | NR    | 7,503    |
| 5.00 | Total | 530608 - Cont Serv - Maint & Repairs - Vehicles            |        |            |          |       | \$17,956 |
| 1.00 | 15931 | Structure Maintenance - Fleet                              | 217000 | 5210173100 | NR       | NR    | 39,906   |
| 1.00 | 15919 | Structure Maintenance                                      | 217000 | 5211174000 | NR       | NR    | 26,933   |
| 2.00 | Total | 540030 - Oper Expense - Inventory Other Fuels              |        |            |          |       | \$66,839 |
| 1.00 | 34341 | A1 FEB-OE Inv Oils and Lubricant                           | 217000 | 5211174000 | NR       | NR    | 1,200    |
| 1.00 | Total | 540040 - Oper Expense - Inventory Oils/Lubricants/Solvents |        |            |          |       | \$1,200  |
| 1.00 | 17789 | Structure Maintenance - Fleet                              | 217000 | 5210173100 | NR       | NR    | 6,989    |
| 1.00 | 23032 | Structure Maintenance - Fleet                              | 217000 | 5210173100 | NR       | NR    | 13,333   |

DISTRICT EVERGLADES PROGRAM

BV02 STRUCTURE MAINTENANCE - FLEET

| Qty  | Item  | Name   | Fund   | FundCenter | Fund Prg | Grant | Amount    |
|------|-------|--|--------|------------|----------|-------|-----------|
| 1.00 | 34104 | A1 FEB-OE P&S Fleet                              | 217000 | 5211174000 | NR       | NR    | 2,890     |
| 1.00 | 34455 | C139 FEB-OE P&S Fleet                            | 217000 | 5211174000 | NR       | NR    | 800       |
| 1.00 | 34143 | EAA A2 STA-OE P&S Fleet                          | 217000 | 5211174000 | NR       | NR    | 2,200     |
| 1.00 | 17782 | Structure Maintenance - Fleet                    | 217000 | 5211174000 | NR       | NR    | 15,323    |
| 6.00 |       | Total 541502 - Oper Expense - Parts,Supp - Fleet |        |            |          |       | \$41,535  |
|      |       | Total STRUCTURE MAINTENANCE - FLEET              |        |            |          |       | \$179,283 |

DISTRICT EVERGLADES PROGRAM

BV03 PUMP STATION MAINTENANCE - FLEET

| Qty  | Item  | Name  | Fund   | FundCenter | Fund Prg | Grant | Amount    |
|------|-------|---|--------|------------|----------|-------|-----------|
| .55  | Total | 510100 - Salaries and Wages - Regular                     |        |            |          |       | \$31,379  |
| .55  | Total | 520900 - Fringe Benefits - FICA Taxes Employer Share      |        |            |          |       | \$2,401   |
| .55  | Total | 521010 - Fringe Benefits - FRS Retirement Contrib         |        |            |          |       | \$4,259   |
| .55  | Total | 521110 - Fringe Benefits - Medical Insurance              |        |            |          |       | \$9,012   |
| .55  | Total | 521120 - Fringe Benefits - Dental Insurance               |        |            |          |       | \$671     |
| .55  | Total | 521130 - Fringe Benefits - Vision Insurance               |        |            |          |       | \$76      |
| .55  | Total | 521140 - Fringe Benefits - Accidental Death Dismemberment |        |            |          |       | \$9       |
| .55  | Total | 521150 - Fringe Benefits - Long-Term Disability           |        |            |          |       | \$110     |
| .55  | Total | 521160 - Fringe Benefits - Life Insurance                 |        |            |          |       | \$142     |
| 1.00 | 17332 | Pump Station Maintenance - Fleet                          | 217000 | 5210173100 | NR       | NR    | 6,528     |
| 1.00 | 34476 | C139 FEB- CS M&R Vehicles                                 | 217000 | 5211174000 | NR       | NR    | 900       |
| 1.00 | 34142 | EAA A2 STA-CS M&R Vehicles                                | 217000 | 5211174000 | NR       | NR    | 2,200     |
| 1.00 | 17325 | Pump Station Maintenance - Fleet                          | 217000 | 5211174000 | NR       | NR    | 10,004    |
| 4.00 | Total | 530608 - Cont Serv - Maint & Repairs - Vehicles           |        |            |          |       | \$19,632  |
| 1.00 | 15933 | Pump Station Maintenance - Fleet                          | 217000 | 5210173100 | NR       | NR    | 70,293    |
| 1.00 | 15920 | Pump Station Maintenance - Fleet                          | 217000 | 5211174000 | NR       | NR    | 60,104    |
| 2.00 | Total | 540030 - Oper Expense - Inventory Other Fuels             |        |            |          |       | \$130,397 |
| 1.00 | 17791 | Pump Station Maintenance - Fleet                          | 217000 | 5210173100 | NR       | NR    | 5,830     |
| 1.00 | 23036 | Pump Station Maintenance- Fleet                           | 217000 | 5210173100 | NR       | NR    | 13,000    |
| 1.00 | 34456 | C139 FEB-OE P&S Fleet                                     | 217000 | 5211174000 | NR       | NR    | 800       |
| 1.00 | 34146 | EAA A2 STA-OE P&S Fleet                                   | 217000 | 5211174000 | NR       | NR    | 2,200     |
| 1.00 | 17783 | Pump Station Maintenance - Fleet                          | 217000 | 5211174000 | NR       | NR    | 29,869    |
| 5.00 | Total | 541502 - Oper Expense - Parts,Supp - Fleet                |        |            |          |       | \$51,699  |



DISTRICT EVERGLADES PROGRAM

BV03 PUMP STATION MAINTENANCE - FLEET

| <u>Qty</u> | <u>Item</u> | <u>Name</u>                      | <u>Fund</u> | <u>FundCenter</u> | <u>Fund Prg</u> | <u>Grant</u> | <u>Amount</u>    |
|------------|-------------|----------------------------------|-------------|-------------------|-----------------|--------------|------------------|
|            | Total       | PUMP STATION MAINTENANCE - FLEET |             |                   |                 |              | <u>\$249,787</u> |

DISTRICT EVERGLADES PROGRAM

BV04 LEVEE MAINTENANCE - FLEET

| Qty  | Item  | Name                             | Fund   | FundCenter | Fund Prg  | Grant | Amount    |
|------|-------|----------------------------------|--------|------------|---|-------|-----------|
| 1.15 |       | Total                            | 510100 | -          | Salaries and Wages - Regular                      |       | \$64,449  |
| 1.15 |       | Total                            | 520900 | -          | Fringe Benefits - FICA Taxes Employer Share       |       | \$4,930   |
| 1.15 |       | Total                            | 521010 | -          | Fringe Benefits - FRS Retirement Contrib          |       | \$10,261  |
| 1.15 |       | Total                            | 521110 | -          | Fringe Benefits - Medical Insurance               |       | \$18,844  |
| 1.15 |       | Total                            | 521120 | -          | Fringe Benefits - Dental Insurance                |       | \$1,403   |
| 1.15 |       | Total                            | 521130 | -          | Fringe Benefits - Vision Insurance                |       | \$158     |
| 1.15 |       | Total                            | 521140 | -          | Fringe Benefits - Accidental Death Dismemberment  |       | \$18      |
| 1.15 |       | Total                            | 521150 | -          | Fringe Benefits - Long-Term Disability            |       | \$230     |
| 1.15 |       | Total                            | 521160 | -          | Fringe Benefits - Life Insurance                  |       | \$281     |
| 1.00 | 17356 | Levee Maintenance - Fleet        | 217000 | 5210173100 | NR  | NR    | 5,275     |
| 1.00 | 35421 | A1 FEB- CS M&R Vehicles          | 217000 | 5211174000 | NR  | NR    | 4,625     |
| 1.00 | 34477 | C139 FEB- CS M&R Vehicles        | 217000 | 5211174000 | NR  | NR    | 900       |
| 1.00 | 34141 | EAA A2 STA-CS M&R Vehicles       | 217000 | 5211174000 | NR  | NR    | 2,200     |
| 1.00 | 17326 | Levee Maintenance - Fleet        | 217000 | 5211174000 | NR  | NR    | 27,920    |
| 5.00 |       | Total                            | 530608 | -          | Cont Serv - Maint & Repairs - Vehicles            |       | \$40,920  |
| 1.00 | 15934 | Levee Maintenance - Fleet        | 217000 | 5210173100 | NR  | NR    | 36,611    |
| 1.00 | 15921 | Levee Maintenance - Fleet        | 217000 | 5211174000 | NR  | NR    | 63,506    |
| 2.00 |       | Total                            | 540030 | -          | Oper Expense - Inventory Other Fuels              |       | \$100,117 |
| 1.00 | 34342 | A1 FEB-OE Inv Oils and Lubricant | 217000 | 5211174000 | NR  | NR    | 1,200     |
| 1.00 |       | Total                            | 540040 | -          | Oper Expense - Inventory Oils/Lubricants/Solvents |       | \$1,200   |
| 1.00 | 17821 | Levee Maintenance - Fleet        | 217000 | 5210173100 | NR  | NR    | 5,534     |
| 1.00 | 23037 | Levee Maintenance-Fleet          | 217000 | 5210173100 | NR  | NR    | 13,333    |

DISTRICT EVERGLADES PROGRAM

BV04 LEVEE MAINTENANCE - FLEET

| Qty  | Item  | Name   | Fund   | FundCenter | Fund Prg | Grant | Amount    |
|------|-------|--|--------|------------|----------|-------|-----------|
| 1.00 | 35220 | A1 FEB-OE P&S Fleet                              | 217000 | 5211174000 | NR       | NR    | 8,500     |
| 1.00 | 34457 | C139 FEB-OE P&S Fleet                            | 217000 | 5211174000 | NR       | NR    | 800       |
| 1.00 | 34145 | EAA A2 STA-OE P&S Fleet                          | 217000 | 5211174000 | NR       | NR    | 2,200     |
| 1.00 | 17784 | Levee Maintenance - Fleet                        | 217000 | 5211174000 | NR       | NR    | 41,081    |
| 6.00 |       | Total 541502 - Oper Expense - Parts,Supp - Fleet |        |            |          |       | \$71,448  |
|      |       | Total LEVEE MAINTENANCE - FLEET                  |        |            |          |       | \$314,259 |

DISTRICT EVERGLADES PROGRAM

BV05 CANAL MAINTENANCE - FLEET

| Qty  | Item  | Name  | Fund   | FundCenter | Fund Prg | Grant | Amount   |
|------|-------|---|--------|------------|----------|-------|----------|
| .40  | Total | 510100 - Salaries and Wages - Regular                     |        |            |          |       | \$24,480 |
| .40  | Total | 520900 - Fringe Benefits - FICA Taxes Employer Share      |        |            |          |       | \$1,873  |
| .40  | Total | 521010 - Fringe Benefits - FRS Retirement Contrib         |        |            |          |       | \$3,322  |
| .40  | Total | 521110 - Fringe Benefits - Medical Insurance              |        |            |          |       | \$6,553  |
| .40  | Total | 521120 - Fringe Benefits - Dental Insurance               |        |            |          |       | \$488    |
| .40  | Total | 521130 - Fringe Benefits - Vision Insurance               |        |            |          |       | \$54     |
| .40  | Total | 521140 - Fringe Benefits - Accidental Death Dismemberment |        |            |          |       | \$8      |
| .40  | Total | 521150 - Fringe Benefits - Long-Term Disability           |        |            |          |       | \$80     |
| .40  | Total | 521160 - Fringe Benefits - Life Insurance                 |        |            |          |       | \$100    |
| 1.00 | 17327 | Canal Maintenance - Fleet                                 | 217000 | 5211174000 | NR       | NR    | 4,334    |
| 1.00 | Total | 530608 - Cont Serv - Maint & Repairs - Vehicles           |        |            |          |       | \$4,334  |
| 1.00 | 15922 | Canal Maintenance - Fleet                                 | 217000 | 5211174000 | NR       | NR    | 33,454   |
| 1.00 | Total | 540030 - Oper Expense - Inventory Other Fuels             |        |            |          |       | \$33,454 |
| 1.00 | 17786 | Canal Maintenance - Fleet                                 | 217000 | 5211174000 | NR       | NR    | 5,081    |
| 1.00 | Total | 541502 - Oper Expense - Parts,Supp - Fleet                |        |            |          |       | \$5,081  |
|      | Total | CANAL MAINTENANCE - FLEET                                 |        |            |          |       | \$79,827 |

DISTRICT EVERGLADES PROGRAM

BV06      TELEMETRY MAINTENANCE - FLEET

| Qty  | Item  | Name   | Fund   | FundCenter | Fund Prg | Grant | Amount   |
|------|-------|--|--------|------------|----------|-------|----------|
| 1.00 | 17329 | Telemetry Maintenance - Fleet                            | 217000 | 5210173100 | NR       | NR    | 2,117    |
| 1.00 |       | Total    530608 - Cont Serv - Maint & Repairs - Vehicles |        |            |          |       | \$2,117  |
| 1.00 | 15935 | Telemetry Maintenance - Fleet                            | 217000 | 5210173100 | NR       | NR    | 14,644   |
| 1.00 |       | Total    540030 - Oper Expense - Inventory Other Fuels   |        |            |          |       | \$14,644 |
| 1.00 | 17788 | Telemetry Maintenance - Fleet                            | 217000 | 5210173100 | NR       | NR    | 13,511   |
| 1.00 |       | Total    541502 - Oper Expense - Parts,Supp - Fleet      |        |            |          |       | \$13,511 |
|      |       | Total    TELEMETRY MAINTENANCE - FLEET                   |        |            |          |       | \$30,272 |

DISTRICT EVERGLADES PROGRAM

BV07 AQUATIC PLANT CONTROL - FLEET

| Qty  | Item  | Name  | Fund   | FundCenter | Fund Prg | Grant | Amount   |
|------|-------|---|--------|------------|----------|-------|----------|
| 1.00 | 17358 | Aquatic Plant Control - Fleet                         | 217000 | 5210173100 | NR       | NR    | 3,175    |
| 1.00 | 17328 | Aquatic Plant Control - Fleet                         | 217000 | 5211174000 | NR       | NR    | 1,668    |
| 2.00 |       | Total 530608 - Cont Serv - Maint & Repairs - Vehicles |        |            |          |       | \$4,843  |
| 1.00 | 15936 | Aquatic Plant Control - Fleet                         | 217000 | 5210173100 | NR       | NR    | 16,841   |
| 1.00 | 15923 | Aquatic Weed Control - Fleet                          | 217000 | 5211174000 | NR       | NR    | 7,938    |
| 2.00 |       | Total 540030 - Oper Expense - Inventory Other Fuels   |        |            |          |       | \$24,779 |
| 1.00 | 17824 | Aquatic Plant Control - Fleet                         | 217000 | 5210173100 | NR       | NR    | 5,250    |
| 1.00 | 23038 | Aquatic Plant Control-Fleet                           | 217000 | 5210173100 | NR       | NR    | 10,334   |
| 1.00 | 17787 | Aquatic Plant Control - Fleet                         | 217000 | 5211174000 | NR       | NR    | 3,050    |
| 3.00 |       | Total 541502 - Oper Expense - Parts,Supp - Fleet      |        |            |          |       | \$18,634 |
|      |       | Total AQUATIC PLANT CONTROL - FLEET                   |        |            |          |       | \$48,256 |

DISTRICT EVERGLADES PROGRAM

BV08 COMPLIANCE - FLEET

| Qty  | Item  | Name  | Fund   | FundCenter | Fund Prg | Grant | Amount   |
|------|-------|---|--------|------------|----------|-------|----------|
| 1.00 | 17357 | Compliance - Fleet                                    | 217000 | 5210173100 | NR       | NR    | 6,233    |
| 1.00 |       | Total 530608 - Cont Serv - Maint & Repairs - Vehicles |        |            |          |       | \$6,233  |
| 1.00 | 15916 | Compliance - Fleet                                    | 217000 | 5210173100 | NR       | NR    | 25,042   |
| 1.00 |       | Total 540030 - Oper Expense - Inventory Other Fuels   |        |            |          |       | \$25,042 |
| 1.00 | 17823 | Compliance - Fleet                                    | 217000 | 5210173100 | NR       | NR    | 10,989   |
| 1.00 |       | Total 541502 - Oper Expense - Parts,Supp - Fleet      |        |            |          |       | \$10,989 |
|      |       | Total COMPLIANCE - FLEET                              |        |            |          |       | \$42,264 |

DISTRICT EVERGLADES PROGRAM

BV99 DISTRICT EVERGLADES FLEET OVERHEAD

| Qty  | Item  | Name   | Fund   | FundCenter | Fund Prg | Grant | Amount   |
|------|-------|--|--------|------------|----------|-------|----------|
| .35  | Total | 510100 - Salaries and Wages - Regular                      |        |            |          |       | \$20,255 |
| .35  | Total | 520900 - Fringe Benefits - FICA Taxes Employer Share       |        |            |          |       | \$1,550  |
| .35  | Total | 521010 - Fringe Benefits - FRS Retirement Contrib          |        |            |          |       | \$2,749  |
| .35  | Total | 521110 - Fringe Benefits - Medical Insurance               |        |            |          |       | \$5,735  |
| .35  | Total | 521120 - Fringe Benefits - Dental Insurance                |        |            |          |       | \$427    |
| .35  | Total | 521130 - Fringe Benefits - Vision Insurance                |        |            |          |       | \$48     |
| .35  | Total | 521140 - Fringe Benefits - Accidental Death Dismemberment  |        |            |          |       | \$5      |
| .35  | Total | 521150 - Fringe Benefits - Long-Term Disability            |        |            |          |       | \$70     |
| .35  | Total | 521160 - Fringe Benefits - Life Insurance                  |        |            |          |       | \$77     |
| 1.00 | 17474 | District Everglades Fleet Overhead                         | 217000 | 5210173100 | NR       | NR    | 62       |
| 1.00 | 17457 | District Everglades Fleet Overhead                         | 217000 | 5211174000 | NR       | NR    | 64       |
| 2.00 | Total | 531103 - Cont Serv - Waste Disposal Services               |        |            |          |       | \$126    |
| 1.00 | 17516 | District Everglades Fleet Overhead                         | 217000 | 5210173100 | NR       | NR    | 2,167    |
| 1.00 | 17501 | District Everglades Fleet Overhead                         | 217000 | 5211174000 | NR       | NR    | 2,253    |
| 2.00 | Total | 540040 - Oper Expense - Inventory Oils/Lubricants/Solvents |        |            |          |       | \$4,420  |
| 1.00 | 17537 | District Everglades Fleet Overhead                         | 217000 | 5210173100 | NR       | NR    | 125      |
| 1.00 | 17530 | District Everglades Fleet Overhead                         | 217000 | 5211174000 | NR       | NR    | 129      |
| 2.00 | Total | 541100 - Oper Expense - Books/Subscriptions                |        |            |          |       | \$254    |
| 1.00 | 17728 | District Everglades Fleet Overhead                         | 217000 | 5210173100 | NR       | NR    | 742      |
| 1.00 | 17699 | District Everglades Fleet Overhead                         | 217000 | 5211174000 | NR       | NR    | 772      |
| 2.00 | Total | 541400 - Oper Expense - Tools/Equipment/PPE                |        |            |          |       | \$1,514  |



DISTRICT EVERGLADES PROGRAM

BV99 DISTRICT EVERGLADES FLEET OVERHEAD

| Qty  | Item  | Name                               | Fund   | FundCenter                          | Fund Prg | Grant | Amount   |
|------|-------|------------------------------------|--------|-------------------------------------|----------|-------|----------|
| 1.00 | 17822 | District Everglades Fleet Overhead | 217000 | 5210173100                          | NR       | NR    | 3,130    |
| 1.00 | 17785 | District Everglades Fleet Overhead | 217000 | 5211174000                          | NR       | NR    | 3,238    |
| 2.00 |       | Total                              | 541502 | - Oper Expense - Parts,Supp - Fleet |          |       | \$6,368  |
|      |       | Total                              |        | DISTRICT EVERGLADES FLEET OVERHEAD  |          |       | \$43,598 |

DISTRICT EVERGLADES PROGRAM

| BZ00 |       | EVERGLADES PROGRAM SUPPORT    |        |            |  |       |           |  |
|------|-------|-------------------------------|--------|------------|--|-------|-----------|--|
| Qty  | Item  | Name                          | Fund   | FundCenter | Fund Prg   | Grant | Amount    |  |
| 4.35 |       | Total                         | 510100 | -          | Salaries and Wages - Regular                     |       | \$368,197 |  |
| 4.35 |       | Total                         | 520900 | -          | Fringe Benefits - FICA Taxes Employer Share      |       | \$28,168  |  |
| 4.35 |       | Total                         | 521010 | -          | Fringe Benefits - FRS Retirement Contrib         |       | \$67,213  |  |
| 4.35 |       | Total                         | 521110 | -          | Fringe Benefits - Medical Insurance              |       | \$75,088  |  |
| 4.35 |       | Total                         | 521120 | -          | Fringe Benefits - Dental Insurance               |       | \$5,307   |  |
| 4.35 |       | Total                         | 521130 | -          | Fringe Benefits - Vision Insurance               |       | \$595     |  |
| 4.35 |       | Total                         | 521140 | -          | Fringe Benefits - Accidental Death Dismemberment |       | \$64      |  |
| 4.35 |       | Total                         | 521150 | -          | Fringe Benefits - Long-Term Disability           |       | \$870     |  |
| 4.35 |       | Total                         | 521160 | -          | Fringe Benefits - Life Insurance                 |       | \$1,084   |  |
| 6.00 |       | Total                         | 529990 | -          | Fringe Benefits - Other Personnel Benefits       |       | \$99,710  |  |
| 1.00 | 16162 | 407- Unscheduled Maintenance  | 217003 | 2110108500 | NR   | NR    | 70,981    |  |
| 1.00 |       | Total                         | 530600 | -          | Cont Serv - Maintenance and Repairs              |       | \$70,981  |  |
| 1.00 | 11696 | Aircraft Fuel (Float)         | 217000 | 2110108500 | NR   | NR    | 57,445    |  |
| 1.00 |       | Total                         | 540030 | -          | Oper Expense - Inventory Other Fuels             |       | \$57,445  |  |
| 1.00 | 12442 | Books & Reference Materials   | 217000 | 4409160000 | NR   | NR    | 90        |  |
| 1.00 |       | Total                         | 541100 | -          | Oper Expense - Books/Subscriptions               |       | \$90      |  |
| 1.00 | 17092 | 407 - Unscheduled Maintenance | 217000 | 2110108500 | NR   | NR    | 30,307    |  |
| 1.00 | 12026 | 5000 Hour Inspection          | 217000 | 2110108500 | NR   | NR    | 76,355    |  |
| 1.00 | 16161 | Float Unscheduled Maintenance | 217000 | 2110108500 | NR   | NR    | 144,236   |  |
| 3.00 |       | Total                         | 541500 | -          | Oper Expense - Parts and Supplies                |       | \$250,898 |  |

DISTRICT EVERGLADES PROGRAM

BZ00 EVERGLADES PROGRAM SUPPORT

| Qty  | Item  | Name   | Fund   | FundCenter | Fund Prg | Grant | Amount      |
|------|-------|--|--------|------------|----------|-------|-------------|
| 1.00 | 15731 | Office Supplies  | 217000 | 4409160000 | NR       | NR    | 301         |
| 1.00 |       | Total 541510 - Oper Expense - Parts,Supp - Office        |        |            |          |       | \$301       |
| 1.00 | 13653 | Pilot Physical - Float                                   | 217000 | 2114308300 | NR       | NR    | 103         |
| 1.00 |       | Total 541900 - Oper Expense - Other                      |        |            |          |       | \$103       |
| 1.00 | 14013 | Training & Conferences                                   | 217000 | 4409160000 | NR       | NR    | 7,206       |
| 1.00 |       | Total 542000 - Oper Expense - Conference Registrations   |        |            |          |       | \$7,206     |
| 1.00 | 15678 | District Business Travel                                 | 217000 | 4409160000 | NR       | NR    | 2,369       |
| 1.00 |       | Total 542100 - Oper Expense - District Travel            |        |            |          |       | \$2,369     |
| 1.00 | 15151 | Memberships, Dues and/or Fees                            | 217000 | 4410160100 | NR       | NR    | 135         |
| 1.00 |       | Total 542310 - Oper Expense - Memberships, Dues and Fees |        |            |          |       | \$135       |
| 1.00 | 13655 | Bell Helicopter Recurret Trng - Float                    | 217000 | 2110108500 | NR       | NR    | 16,200      |
| 1.00 |       | Total 542400 - Oper Expense - Professional Licenses      |        |            |          |       | \$16,200    |
| 1.00 | 66    | Tax Collector Fees - Ag Tax                              | 217000 | 9999999599 | NR       | NR    | 229,000     |
| 1.00 | 65    | Tax Collector Fees - Everglades                          | 217000 | 9999999599 | NR       | NR    | 191,000     |
| 1.00 | 15608 | Tax Collector Fees - Everglades                          | 217000 | 9999999599 | NR       | NR    | 603,933     |
| 3.00 |       | Total 543100 - Oper Expense - Tax Collector's Fees       |        |            |          |       | \$1,023,933 |
| 1.00 | 12525 | Palm Beach County Agreement                              | 217000 | 9999999599 | NR       | NR    | 3,200       |
| 1.00 | 12291 | Property Appraiser Fees - Ag Tax                         | 217000 | 9999999599 | NR       | NR    | 1,916       |
| 1.00 | 15595 | Property Appraiser Fees - District                       | 217000 | 9999999599 | NR       | NR    | 72,728      |
| 1.00 | 24234 | Property Appraiser Fees - Everglades                     | 217000 | 9999999599 | NR       | NR    | 83,586      |
| 1.00 | 70    | Property Appraiser Fees - Everglades                     | 217000 | 9999999599 | NR       | NR    | 192,577     |
| 5.00 |       | Total 543150 - Oper Expense - County Appraiser's Fee     |        |            |          |       | \$354,007   |
| 1.00 | 13656 | Hangar/Office Rental                                     | 217000 | 2111109200 | NR       | NR    | 21,768      |
| 1.00 |       | Total 543650 - Oper Expense - Space Rental               |        |            |          |       | \$21,768    |

DISTRICT EVERGLADES PROGRAM

BZ00 EVERGLADES PROGRAM SUPPORT

| Qty  | Item  | Name                            | Fund   | FundCenter  | Fund Prg | Grant | Amount      |
|------|-------|---------------------------------|--------|---|----------|-------|-------------|
| 1.00 | 13759 | Printing / Publication Services | 217000 | 4410160100  | NR       | NR    | 3,015       |
| 1.00 |       | Total                           | 543660 | - Oper Expense - Printing Services (non-outreach) |          |       | \$3,015     |
| 1.00 | 35516 | Self Insurance Charges          | 217000 | 9999999999  | NR       | NR    | 53,919      |
| 1.00 | 12491 | Self Insurance Charges          | 217000 | 9999999999  | NR       | NR    | 289,530     |
| 2.00 |       | Total                           | 547000 | - Oper Expense - Self-Insurance Charges           |          |       | \$343,449   |
|      |       | Total                           |        | EVERGLADES PROGRAM SUPPORT                        |          |       | \$2,798,196 |

KISSIMMEE WATERSHED

FA07 USACE PROJECT COORDINATION

| Qty  | Item  | Name  | Fund | FundCenter | Fund Prg | Grant | Amount    |
|------|-------|---|------|------------|----------|-------|-----------|
| 4.15 | Total | 510100 - Salaries and Wages - Regular                     |      |            |          |       | \$360,418 |
| 4.15 | Total | 520900 - Fringe Benefits - FICA Taxes Employer Share      |      |            |          |       | \$27,572  |
| 4.15 | Total | 521010 - Fringe Benefits - FRS Retirement Contrib         |      |            |          |       | \$57,569  |
| 4.15 | Total | 521110 - Fringe Benefits - Medical Insurance              |      |            |          |       | \$69,906  |
| 4.15 | Total | 521120 - Fringe Benefits - Dental Insurance               |      |            |          |       | \$5,063   |
| 4.15 | Total | 521130 - Fringe Benefits - Vision Insurance               |      |            |          |       | \$570     |
| 4.15 | Total | 521140 - Fringe Benefits - Accidental Death Dismemberment |      |            |          |       | \$64      |
| 4.15 | Total | 521150 - Fringe Benefits - Long-Term Disability           |      |            |          |       | \$830     |
| 4.15 | Total | 521160 - Fringe Benefits - Life Insurance                 |      |            |          |       | \$1,068   |
|      | Total | USACE PROJECT COORDINATION                                |      |            |          |       | \$523,060 |

KISSIMMEE WATERSHED

FA08 KISSIMMEE BASIN HYDROLOGIC MONITORING

| Qty  | Item  | Name  | Fund   | FundCenter | Fund Prg | Grant | Amount   |           |
|------|-------|---|--------|------------|----------|-------|----------|-----------|
| 1.30 | Total | 510100 - Salaries and Wages - Regular                     |        |            |          |       | \$89,685 |           |
| 1.30 | Total | 520900 - Fringe Benefits - FICA Taxes Employer Share      |        |            |          |       | \$6,861  |           |
| 1.30 | Total | 521010 - Fringe Benefits - FRS Retirement Contrib         |        |            |          |       | \$13,753 |           |
| 1.30 | Total | 521110 - Fringe Benefits - Medical Insurance              |        |            |          |       | \$21,303 |           |
| 1.30 | Total | 521120 - Fringe Benefits - Dental Insurance               |        |            |          |       | \$1,586  |           |
| 1.30 | Total | 521130 - Fringe Benefits - Vision Insurance               |        |            |          |       | \$178    |           |
| 1.30 | Total | 521140 - Fringe Benefits - Accidental Death Dismemberment |        |            |          |       | \$22     |           |
| 1.30 | Total | 521150 - Fringe Benefits - Long-Term Disability           |        |            |          |       | \$260    |           |
| 1.30 | Total | 521160 - Fringe Benefits - Life Insurance                 |        |            |          |       | \$327    |           |
| 1.00 | 27162 | SCADA Well Maint for KRR                                  | 202000 | 5511184600 | 100828   | NR    | 40,000   |           |
| 1.00 | Total | 530600 - Cont Serv - Maintenance and Repairs              |        |            |          |       | \$40,000 |           |
| 1.00 | 27163 | SCADA Well Maint for KRR                                  | 202000 | 5511184600 | 100828   | NR    | 70,000   |           |
| 1.00 | Total | 540050 - Oper Expense - Inventory Parts and Supplies      |        |            |          |       | \$70,000 |           |
|      | Total | KISSIMMEE BASIN HYDROLOGIC MONITORING                     |        |            |          |       |          | \$243,975 |

KISSIMMEE WATERSHED

FA12 KISSIMMEE RIVER RESTORATION EVALUATION PROGRAM

| Qty   | Item  | Name                                     | Fund   | FundCenter | Fund Prg   | Grant | Amount    |
|-------|-------|--|--------|------------|--|-------|-----------|
| 10.55 |       | Total                                    | 510100 | -          | Salaries and Wages - Regular                     |       | \$885,825 |
| 10.55 |       | Total                                    | 520900 | -          | Fringe Benefits - FICA Taxes Employer Share      |       | \$67,768  |
| 10.55 |       | Total                                    | 521010 | -          | Fringe Benefits - FRS Retirement Contrib         |       | \$127,944 |
| 10.55 |       | Total                                    | 521110 | -          | Fringe Benefits - Medical Insurance              |       | \$173,819 |
| 10.55 |       | Total                                    | 521120 | -          | Fringe Benefits - Dental Insurance               |       | \$12,871  |
| 10.55 |       | Total                                    | 521130 | -          | Fringe Benefits - Vision Insurance               |       | \$1,448   |
| 10.55 |       | Total                                    | 521140 | -          | Fringe Benefits - Accidental Death Dismemberment |       | \$162     |
| 10.55 |       | Total                                    | 521150 | -          | Fringe Benefits - Long-Term Disability           |       | \$2,110   |
| 10.55 |       | Total                                    | 521160 | -          | Fringe Benefits - Life Insurance                 |       | \$2,704   |
| 1.00  | 15489 | KRREP WB & WF Food Avail Study           | 202000 | 4415165000 | 100651   | NR    | 5,000     |
| 1.00  | 34852 | Kiss Rest Eval-Fish Telemetry Study      | 202000 | 4415165000 | 100651   | NR    | 138,995   |
| 1.00  | 34882 | Kiss Rest Eval-Veg Mgt KR Phase I Floodp | 202000 | 4415165000 | 100651   | NR    | 450,000   |
| 3.00  |       | Total                                    | 530100 | -          | Cont Serv - External Provider                    |       | \$593,995 |
| 1.00  | 35228 | Kiss Rest Eval-Supplemental DO Netwk Mai | 402000 | 4415165000 | 100651   | NR    | 9,000     |
| 1.00  | 15486 | YSI Sonde Repairs & Maintenance          | 202000 | 4415165000 | 100651   | NR    | 6,000     |
| 2.00  |       | Total                                    | 530600 | -          | Cont Serv - Maintenance and Repairs              |       | \$15,000  |
| 1.00  | 15485 | Small Tools & Equipment                  | 202000 | 4415165000 | 100651   | NR    | 2,000     |
| 1.00  |       | Total                                    | 541400 | -          | Oper Expense - Tools/Equipment/PPE               |       | \$2,000   |
| 1.00  | 35046 | Kiss Rest Eval-DO YSI EXO Replacement    | 402000 | 4415165000 | 100651   | NR    | 20,429    |
| 1.00  | 34122 | Kiss Rest Eval-Supplemental OE Supplies  | 402000 | 4415165000 | 100651   | NR    | 3,000     |

KISSIMMEE WATERSHED

FA12 KISSIMMEE RIVER RESTORATION EVALUATION PROGRAM

| Qty  | Item  | Name  | Fund   | FundCenter | Fund Prg | Grant | Amount      |
|------|-------|---|--------|------------|----------|-------|-------------|
| 1.00 | 15484 | Parts/Supplies-Other                                  | 202000 | 4415165000 | 100651   | NR    | 3,350       |
| 3.00 |       | Total 541500 - Oper Expense - Parts and Supplies      |        |            |          |       | \$26,779    |
| 1.00 | 15704 | Field Travel to Kiss River                            | 202000 | 4409160000 | 100651   | NR    | 9,288       |
| 1.00 | 35202 | Kiss Rest Eval-Supplemental Field Travel              | 402000 | 4415165000 | 100651   | NR    | 8,000       |
| 2.00 |       | Total 542100 - Oper Expense - District Travel         |        |            |          |       | \$17,288    |
| 1.00 | 15487 | KRREP Riverwoods Field Lab                            | 202000 | 4415165000 | 100651   | NR    | 306,048     |
| 1.00 |       | Total 545040 - Oper Expense - Interagency Public Univ |        |            |          |       | \$306,048   |
| 1.00 | 34913 | Kiss Rest Eval-3/4 Ton 4x4 Truck w/Toppe              | 202000 | 4415165000 | 100651   | NR    | 52,000      |
| 1.00 |       | Total 589500 - Capital Outlay - Vehicles              |        |            |          |       | \$52,000    |
|      |       | Total KISSIMMEE RIVER RESTORATION EVALUATION PROGRAM  |        |            |          |       | \$2,287,761 |



KISSIMMEE WATERSHED

FB01 KCOL LONG-TERM MANAGEMENT PLAN DEV, IMP & COORDINATION

| Qty  | Item  | Name  | Fund   | FundCenter | Fund Prg | Grant | Amount   |          |
|------|-------|---|--------|------------|----------|-------|----------|----------|
| .70  | Total | 510100 - Salaries and Wages - Regular                     |        |            |          |       | \$45,040 |          |
| .70  | Total | 520900 - Fringe Benefits - FICA Taxes Employer Share      |        |            |          |       | \$3,445  |          |
| .70  | Total | 521010 - Fringe Benefits - FRS Retirement Contrib         |        |            |          |       | \$6,112  |          |
| .70  | Total | 521110 - Fringe Benefits - Medical Insurance              |        |            |          |       | \$11,470 |          |
| .70  | Total | 521120 - Fringe Benefits - Dental Insurance               |        |            |          |       | \$854    |          |
| .70  | Total | 521130 - Fringe Benefits - Vision Insurance               |        |            |          |       | \$96     |          |
| .70  | Total | 521140 - Fringe Benefits - Accidental Death Dismemberment |        |            |          |       | \$11     |          |
| .70  | Total | 521150 - Fringe Benefits - Long-Term Disability           |        |            |          |       | \$140    |          |
| .70  | Total | 521160 - Fringe Benefits - Life Insurance                 |        |            |          |       | \$180    |          |
| 1.00 | 14303 | Small Tools & Equipment                                   | 202000 | 4415165000 | 101213   | NR    | 350      |          |
| 1.00 | Total | 541500 - Oper Expense - Parts and Supplies                |        |            |          |       | \$350    |          |
| 1.00 | 15680 | Field Travel to KCOL                                      | 202000 | 4409160000 | 101213   | NR    | 2,387    |          |
| 1.00 | Total | 542100 - Oper Expense - District Travel                   |        |            |          |       | \$2,387  |          |
|      | Total | KCOL LONG-TERM MANAGEMENT PLAN DEV, IMP & COORDINATION    |        |            |          |       |          | \$70,085 |

KISSIMMEE WATERSHED

FD01 RESTORATION PROJ REAL ESTATE SUPPORT SERVICES

| Qty | Item  | Name  | Fund | FundCenter | Fund Prg | Grant | Amount   |
|-----|-------|---|------|------------|----------|-------|----------|
| .30 | Total | 510100 - Salaries and Wages - Regular                     |      |            |          |       | \$30,539 |
| .30 | Total | 520900 - Fringe Benefits - FICA Taxes Employer Share      |      |            |          |       | \$2,335  |
| .30 | Total | 521010 - Fringe Benefits - FRS Retirement Contrib         |      |            |          |       | \$5,754  |
| .30 | Total | 521110 - Fringe Benefits - Medical Insurance              |      |            |          |       | \$4,916  |
| .30 | Total | 521120 - Fringe Benefits - Dental Insurance               |      |            |          |       | \$366    |
| .30 | Total | 521130 - Fringe Benefits - Vision Insurance               |      |            |          |       | \$41     |
| .30 | Total | 521140 - Fringe Benefits - Accidental Death Dismemberment |      |            |          |       | \$5      |
| .30 | Total | 521150 - Fringe Benefits - Long-Term Disability           |      |            |          |       | \$60     |
| .30 | Total | 521160 - Fringe Benefits - Life Insurance                 |      |            |          |       | \$77     |
|     | Total | RESTORATION PROJ REAL ESTATE SUPPORT SERVICES             |      |            |          |       | \$44,093 |

KISSIMMEE WATERSHED

FZ00 KR PROGRAM SUPPORT

| Qty  | Item  | Name   | Fund   | FundCenter | Fund Prg | Grant | Amount   |
|------|-------|--|--------|------------|----------|-------|----------|
| .75  | Total | 510100 - Salaries and Wages - Regular                              |        |            |          |       | \$74,778 |
| .75  | Total | 520900 - Fringe Benefits - FICA Taxes Employer Share               |        |            |          |       | \$5,721  |
| .75  | Total | 521010 - Fringe Benefits - FRS Retirement Contrib                  |        |            |          |       | \$11,237 |
| .75  | Total | 521110 - Fringe Benefits - Medical Insurance                       |        |            |          |       | \$14,910 |
| .75  | Total | 521120 - Fringe Benefits - Dental Insurance                        |        |            |          |       | \$915    |
| .75  | Total | 521130 - Fringe Benefits - Vision Insurance                        |        |            |          |       | \$103    |
| .75  | Total | 521140 - Fringe Benefits - Accidental Death Dismemberment          |        |            |          |       | \$12     |
| .75  | Total | 521150 - Fringe Benefits - Long-Term Disability                    |        |            |          |       | \$150    |
| .75  | Total | 521160 - Fringe Benefits - Life Insurance                          |        |            |          |       | \$186    |
| 1.00 | 12750 | KRREP Vehicle, Boat, Trailer Repairs & M                           | 202000 | 4415165000 | NR       | NR    | 2,500    |
| 1.00 | Total | 530608 - Cont Serv - Maint & Repairs - Vehicles                    |        |            |          |       | \$2,500  |
| 1.00 | 12472 | Oils/Lubricants  | 202000 | 4415165000 | NR       | NR    | 200      |
| 1.00 | Total | 540040 - Oper Expense - Inventory Oils/Lubricants/Solvents         |        |            |          |       | \$200    |
| 1.00 | 12363 | Books & Reference Materials  | 202000 | 4415165000 | NR       | NR    | 405      |
| 1.00 | Total | 541100 - Oper Expense - Books/Subscriptions                        |        |            |          |       | \$405    |
| 1.00 | 15722 | Office Supplies  | 202000 | 4415165000 | NR       | NR    | 947      |
| 1.00 | Total | 541510 - Oper Expense - Parts,Supp - Office                        |        |            |          |       | \$947    |
| 1.00 | 15381 | Kissimmee River Program Support                                    | 202000 | 5110171100 | NR       | NR    | 3,850    |
| 1.00 | Total | 541512 - Oper Expense - Parts and Supplies Water Control Structure |        |            |          |       | \$3,850  |

KISSIMMEE WATERSHED

FZ00 KR PROGRAM SUPPORT

| Qty  | Item  | Name                               | Fund   | FundCenter | Fund Prg                                | Grant | Amount    |
|------|-------|------------------------------------|--------|------------|---|-------|-----------|
| 1.00 | 13489 | Training & Conferences             | 202000 | 4409160000 | NR                                      | NR    | 1,819     |
| 1.00 |       | Total                              | 542000 | -          | Oper Expense - Conference Registrations |       | \$1,819   |
| 1.00 | 15154 | Professional Licenses              | 202000 | 4410160100 | NR                                      | NR    | 369       |
| 1.00 |       | Total                              | 542400 | -          | Oper Expense - Professional Licenses    |       | \$369     |
| 1.00 | 12966 | Riverwoods Field Facility Electric | 202000 | 4415165000 | NR                                      | NR    | 12,100    |
| 1.00 |       | Total                              | 543701 | -          | Oper Expense - Electrical Service       |       | \$12,100  |
|      |       | Total                              |        |            | KR PROGRAM SUPPORT                      |       | \$130,202 |



LAKE OKEECHOBEE

| I517 | LAKESIDE RANCH STA |                    |   |  | Fund | FundCenter | Fund Prg | Grant | Amount   |
|------|--------------------|--------------------|---|--|------|------------|----------|-------|----------|
| Qty  | Item               | Name               |   |  |      |            |          |       |          |
| .40  | Total              | 510100             | - | Salaries and Wages - Regular                     |      |            |          |       | \$22,435 |
| .40  | Total              | 520900             | - | Fringe Benefits - FICA Taxes Employer Share      |      |            |          |       | \$1,716  |
| .40  | Total              | 521010             | - | Fringe Benefits - FRS Retirement Contrib         |      |            |          |       | \$3,045  |
| .40  | Total              | 521110             | - | Fringe Benefits - Medical Insurance              |      |            |          |       | \$6,554  |
| .40  | Total              | 521120             | - | Fringe Benefits - Dental Insurance               |      |            |          |       | \$488    |
| .40  | Total              | 521130             | - | Fringe Benefits - Vision Insurance               |      |            |          |       | \$54     |
| .40  | Total              | 521140             | - | Fringe Benefits - Accidental Death Dismemberment |      |            |          |       | \$6      |
| .40  | Total              | 521150             | - | Fringe Benefits - Long-Term Disability           |      |            |          |       | \$80     |
| .40  | Total              | 521160             | - | Fringe Benefits - Life Insurance                 |      |            |          |       | \$99     |
|      | Total              | LAKESIDE RANCH STA |   |  |      |            |          |       | \$34,477 |

LAKE OKEECHOBEE

| I521 | BRADY RANCH |   | Fund | FundCenter | Fund Prg | Grant | Amount   |
|------|-------------|---|------|------------|----------|-------|----------|
| Qty  | Item        | Name  |      |            |          |       |          |
| .30  | Total       | 510100 - Salaries and Wages - Regular                     |      |            |          |       | \$27,559 |
| .30  | Total       | 520900 - Fringe Benefits - FICA Taxes Employer Share      |      |            |          |       | \$2,109  |
| .30  | Total       | 521010 - Fringe Benefits - FRS Retirement Contrib         |      |            |          |       | \$3,740  |
| .30  | Total       | 521110 - Fringe Benefits - Medical Insurance              |      |            |          |       | \$4,917  |
| .30  | Total       | 521120 - Fringe Benefits - Dental Insurance               |      |            |          |       | \$366    |
| .30  | Total       | 521130 - Fringe Benefits - Vision Insurance               |      |            |          |       | \$42     |
| .30  | Total       | 521140 - Fringe Benefits - Accidental Death Dismemberment |      |            |          |       | \$6      |
| .30  | Total       | 521150 - Fringe Benefits - Long-Term Disability           |      |            |          |       | \$60     |
| .30  | Total       | 521160 - Fringe Benefits - Life Insurance                 |      |            |          |       | \$78     |
|      | Total       | BRADY RANCH   |      |            |          |       | \$38,877 |





LAKE OKEECHOBEE

| IO03 | HERBERT HOOVER DIKE REHABILITATION |                                    |   |  | Fund | FundCenter | Fund Prg | Grant | Amount   |
|------|------------------------------------|------------------------------------|---|--|------|------------|----------|-------|----------|
| Qty  | Item                               | Name                               |   |  |      |            |          |       |          |
| .10  | Total                              | 510100                             | - | Salaries and Wages - Regular                     |      |            |          |       | \$9,121  |
| .10  | Total                              | 520900                             | - | Fringe Benefits - FICA Taxes Employer Share      |      |            |          |       | \$698    |
| .10  | Total                              | 521010                             | - | Fringe Benefits - FRS Retirement Contrib         |      |            |          |       | \$1,238  |
| .10  | Total                              | 521110                             | - | Fringe Benefits - Medical Insurance              |      |            |          |       | \$1,639  |
| .10  | Total                              | 521120                             | - | Fringe Benefits - Dental Insurance               |      |            |          |       | \$122    |
| .10  | Total                              | 521130                             | - | Fringe Benefits - Vision Insurance               |      |            |          |       | \$14     |
| .10  | Total                              | 521140                             | - | Fringe Benefits - Accidental Death Dismemberment |      |            |          |       | \$2      |
| .10  | Total                              | 521150                             | - | Fringe Benefits - Long-Term Disability           |      |            |          |       | \$20     |
| .10  | Total                              | 521160                             | - | Fringe Benefits - Life Insurance                 |      |            |          |       | \$26     |
|      | Total                              | HERBERT HOOVER DIKE REHABILITATION |   |  |      |            |          |       | \$12,880 |

LAKE OKEECHOBEE

| IP01 | IN-LAKE ASSESSMENT |   | Fund   | FundCenter | Fund Prg | Grant | Amount    |
|------|--------------------|---|--------|------------|----------|-------|-----------|
| Qty  | Item               | Name  |        |            |          |       |           |
| 8.65 | Total              | 510100 - Salaries and Wages - Regular                     |        |            |          |       | \$651,542 |
| 8.65 | Total              | 520900 - Fringe Benefits - FICA Taxes Employer Share      |        |            |          |       | \$49,841  |
| 8.65 | Total              | 521010 - Fringe Benefits - FRS Retirement Contrib         |        |            |          |       | \$88,415  |
| 8.65 | Total              | 521110 - Fringe Benefits - Medical Insurance              |        |            |          |       | \$143,879 |
| 8.65 | Total              | 521120 - Fringe Benefits - Dental Insurance               |        |            |          |       | \$10,553  |
| 8.65 | Total              | 521130 - Fringe Benefits - Vision Insurance               |        |            |          |       | \$1,183   |
| 8.65 | Total              | 521140 - Fringe Benefits - Accidental Death Dismemberment |        |            |          |       | \$132     |
| 8.65 | Total              | 521150 - Fringe Benefits - Long-Term Disability           |        |            |          |       | \$1,730   |
| 8.65 | Total              | 521160 - Fringe Benefits - Life Insurance                 |        |            |          |       | \$2,213   |
| 1.00 | 15155              | Taxonomic Support Services                                | 225000 | 4415165000 | 101214   | NR    | 79,410    |
| 1.00 | Total              | 530100 - Cont Serv - External Provider                    |        |            |          |       | \$79,410  |
| 1.00 | 21097              | Lake O Monitoring Lab Contract Services                   | 225000 | 4511167100 | 101233   | NR    | 75,000    |
| 1.00 | 21047              | Lake Okee In-Lake Monit WQMS Contr Serv                   | 225000 | 4513169300 | 101233   | NR    | 211,299   |
| 2.00 | Total              | 530122 - Cont Serv - Science and Tech. Support Services   |        |            |          |       | \$286,299 |
| 1.00 | 12468              | Lake Okeechobee Misc Lab Equipment Maint                  | 225000 | 4415165000 | 101214   | NR    | 3,600     |
| 1.00 | Total              | 530600 - Cont Serv - Maintenance and Repairs              |        |            |          |       | \$3,600   |
| 1.00 | 15066              | Lake Okeechobee Vehicle,Boat,Trailer Re                   | 225000 | 4415165000 | 101214   | NR    | 2,500     |
| 1.00 | Total              | 530608 - Cont Serv - Maint & Repairs - Vehicles           |        |            |          |       | \$2,500   |

LAKE OKEECHOBEE

IP01 IN-LAKE ASSESSMENT

| Qty  | Item  | Name                                     | Fund               | FundCenter | Fund Prg                                     | Grant | Amount    |             |
|------|-------|--|--------------------|------------|--|-------|-----------|-------------|
| 1.00 | 24679 | Lake O InReach Sat Tracking Emerg SW sub | 225000             | 4415165000 | 101214                                       | NR    | 500       |             |
| 1.00 |       | Total                                    | 541100             | -          | Oper Expense - Books/Subscriptions           |       | \$500     |             |
| 1.00 | 15070 | Lake Okeechobee Small Tools              | 225000             | 4415165000 | 101214                                       | NR    | 300       |             |
| 1.00 |       | Total                                    | 541400             | -          | Oper Expense - Tools/Equipment/PPE           |       | \$300     |             |
| 1.00 | 12470 | Lake Okeechobee Equip & Supplies Biomo   | 225000             | 4415165000 | 101214                                       | NR    | 8,000     |             |
| 1.00 | 15068 | Lake Okeechobee General Field Supplies   | 225000             | 4415165000 | 101214                                       | NR    | 2,000     |             |
| 1.00 | 21046 | Lake Okee In-Lake Monit WQMS Field Supp  | 225000             | 4513169300 | 101233                                       | NR    | 5,000     |             |
| 1.00 | 23052 | Lake Okee In-Lake Monit WQMS Field Supp  | 225000             | 4513169600 | 101233                                       | NR    | 50,000    |             |
| 4.00 |       | Total                                    | 541500             | -          | Oper Expense - Parts and Supplies            |       | \$65,000  |             |
| 1.00 | 15067 | Lake Okeechobee General Lab Supplies     | 225000             | 4415165000 | 101214                                       | NR    | 15,000    |             |
| 1.00 | 12317 | Lab P/S In Lake Assessment               | 225000             | 4511167100 | NR   | NR    | 13,000    |             |
| 1.00 | 21103 | Lake O In-Lake Monitoring Lab Supplies   | 225000             | 4511167100 | 101233                                       | NR    | 50,000    |             |
| 3.00 |       | Total                                    | 541506             | -          | Oper Expense - Parts,Supp - Laboratory       |       | \$78,000  |             |
| 1.00 | 15065 | Lake Okeechobee Freight                  | 225000             | 4415165000 | 101214                                       | NR    | 250       |             |
| 1.00 |       | Total                                    | 543800             | -          | Oper Expense - Freight                       |       | \$250     |             |
| 1.00 | 21095 | Lake O Monitoring Lab State Contracts    | 225000             | 4511167100 | 101233                                       | NR    | 150,000   |             |
| 1.00 |       | Total                                    | 545010             | -          | Oper Expense - Interagency State of FL       |       | \$150,000 |             |
| 1.00 | 21052 | Lake Okee In-Lake Monitor WQMS Equipment | 425000             | 4513169600 | 101233                                       | NR    | 50,000    |             |
| 1.00 |       | Total                                    | 589340             | -          | Capital Outlay - Equipment Water Measurement |       | \$50,000  |             |
|      |       | Total                                    | IN-LAKE ASSESSMENT |            |  |       |           | \$1,665,347 |

LAKE OKEECHOBEE

| IP06 | WATERSHED P REDUCTION PROJECTS |                                |   |  | Fund | FundCenter | Fund Prg | Grant | Amount   |
|------|--------------------------------|--------------------------------|---|--|------|------------|----------|-------|----------|
| Qty  | Item                           | Name                           |   |  |      |            |          |       |          |
| .60  | Total                          | 510100                         | - | Salaries and Wages - Regular                     |      |            |          |       | \$56,337 |
| .60  | Total                          | 520900                         | - | Fringe Benefits - FICA Taxes Employer Share      |      |            |          |       | \$4,310  |
| .60  | Total                          | 521010                         | - | Fringe Benefits - FRS Retirement Contrib         |      |            |          |       | \$7,646  |
| .60  | Total                          | 521110                         | - | Fringe Benefits - Medical Insurance              |      |            |          |       | \$9,832  |
| .60  | Total                          | 521120                         | - | Fringe Benefits - Dental Insurance               |      |            |          |       | \$732    |
| .60  | Total                          | 521130                         | - | Fringe Benefits - Vision Insurance               |      |            |          |       | \$82     |
| .60  | Total                          | 521140                         | - | Fringe Benefits - Accidental Death Dismemberment |      |            |          |       | \$10     |
| .60  | Total                          | 521150                         | - | Fringe Benefits - Long-Term Disability           |      |            |          |       | \$120    |
| .60  | Total                          | 521160                         | - | Fringe Benefits - Life Insurance                 |      |            |          |       | \$155    |
|      | Total                          | WATERSHED P REDUCTION PROJECTS |   |  |      |            |          |       | \$79,224 |

LAKE OKEECHOBEE

| IP09 | WATERSHED MODELING |                    |   |  | Fund | FundCenter | Fund Prg | Grant | Amount   |
|------|--------------------|--------------------|---|--|------|------------|----------|-------|----------|
| Qty  | Item               | Name               |   |  |      |            |          |       |          |
| .70  | Total              | 510100             | - | Salaries and Wages - Regular                     |      |            |          |       | \$62,347 |
| .70  | Total              | 520900             | - | Fringe Benefits - FICA Taxes Employer Share      |      |            |          |       | \$4,769  |
| .70  | Total              | 521010             | - | Fringe Benefits - FRS Retirement Contrib         |      |            |          |       | \$8,461  |
| .70  | Total              | 521110             | - | Fringe Benefits - Medical Insurance              |      |            |          |       | \$11,470 |
| .70  | Total              | 521120             | - | Fringe Benefits - Dental Insurance               |      |            |          |       | \$854    |
| .70  | Total              | 521130             | - | Fringe Benefits - Vision Insurance               |      |            |          |       | \$96     |
| .70  | Total              | 521140             | - | Fringe Benefits - Accidental Death Dismemberment |      |            |          |       | \$11     |
| .70  | Total              | 521150             | - | Fringe Benefits - Long-Term Disability           |      |            |          |       | \$140    |
| .70  | Total              | 521160             | - | Fringe Benefits - Life Insurance                 |      |            |          |       | \$180    |
|      | Total              | WATERSHED MODELING |   |  |      |            |          |       | \$88,328 |

LAKE OKEECHOBEE

| IP13 |       | WQ ASSESSMENT AND REPORTING      |                             |            |  |       |           |           |
|------|-------|----------------------------------|-----------------------------|------------|--|-------|-----------|-----------|
| Qty  | Item  | Name                             | Fund                        | FundCenter | Fund Prg   | Grant | Amount    |           |
| 1.90 |       | Total                            | 510100                      | -          | Salaries and Wages - Regular                     |       | \$136,648 |           |
| 1.90 |       | Total                            | 520900                      | -          | Fringe Benefits - FICA Taxes Employer Share      |       | \$10,456  |           |
| 1.90 |       | Total                            | 521010                      | -          | Fringe Benefits - FRS Retirement Contrib         |       | \$18,544  |           |
| 1.90 |       | Total                            | 521110                      | -          | Fringe Benefits - Medical Insurance              |       | \$31,134  |           |
| 1.90 |       | Total                            | 521120                      | -          | Fringe Benefits - Dental Insurance               |       | \$2,318   |           |
| 1.90 |       | Total                            | 521130                      | -          | Fringe Benefits - Vision Insurance               |       | \$261     |           |
| 1.90 |       | Total                            | 521140                      | -          | Fringe Benefits - Accidental Death Dismemberment |       | \$28      |           |
| 1.90 |       | Total                            | 521150                      | -          | Fringe Benefits - Long-Term Disability           |       | \$380     |           |
| 1.90 |       | Total                            | 521160                      | -          | Fringe Benefits - Life Insurance                 |       | \$476     |           |
| 1.00 | 15114 | Cont Serv - LOOP Maint/Repair    | 202000                      | 5511184600 | NR   | NR    | 4,086     |           |
| 1.00 |       | Total                            | 530100                      | -          | Cont Serv - External Provider                    |       | \$4,086   |           |
| 1.00 | 15838 | Hydrologic Data Processing       | 225000                      | 5512185500 | 101247   | NR    | 12,550    |           |
| 1.00 |       | Total                            | 530190                      | -          | Cont Serv - External Provider (OPS)              |       | \$12,550  |           |
| 1.00 | 15115 | Oper Exp - LOOP Parts & Supplies | 202000                      | 5511184600 | NR   | NR    | 3,014     |           |
| 1.00 |       | Total                            | 541500                      | -          | Oper Expense - Parts and Supplies                |       | \$3,014   |           |
|      |       | Total                            | WQ ASSESSMENT AND REPORTING |            |  |       |           | \$219,895 |

LAKE OKEECHOBEE

| IP14 | REGIONAL P CONTROL PROJECTS |  |        |            |  |       |           |
|------|-----------------------------|--|--------|------------|--|-------|-----------|
| Qty  | Item                        | Name                                     | Fund   | FundCenter | Fund Prg   | Grant | Amount    |
| 3.75 |                             | Total                                    | 510100 | -          | Salaries and Wages - Regular                     |       | \$284,132 |
| 3.75 |                             | Total                                    | 520900 | -          | Fringe Benefits - FICA Taxes Employer Share      |       | \$21,737  |
| 3.75 |                             | Total                                    | 521010 | -          | Fringe Benefits - FRS Retirement Contrib         |       | \$38,556  |
| 3.75 |                             | Total                                    | 521110 | -          | Fringe Benefits - Medical Insurance              |       | \$62,401  |
| 3.75 |                             | Total                                    | 521120 | -          | Fringe Benefits - Dental Insurance               |       | \$4,575   |
| 3.75 |                             | Total                                    | 521130 | -          | Fringe Benefits - Vision Insurance               |       | \$514     |
| 3.75 |                             | Total                                    | 521140 | -          | Fringe Benefits - Accidental Death Dismemberment |       | \$58      |
| 3.75 |                             | Total                                    | 521150 | -          | Fringe Benefits - Long-Term Disability           |       | \$750     |
| 3.75 |                             | Total                                    | 521160 | -          | Fringe Benefits - Life Insurance                 |       | \$932     |
| 1.00 | 34955                       | Lksd R STA PH1 N-Compliance Assessment S | 202000 | 4512168100 | NR   | NR    | 27,244    |
| 1.00 | 34954                       | Lksd R STA PH2 S-Compliance Assessment S | 101000 | 4512168100 | NR   | NR    | 27,244    |
| 1.00 | 35029                       | Lksd R STA S191A-Compliance Assessment S | 101000 | 4512168100 | NR   | NR    | 19,460    |
| 1.00 | 26037                       | WQM QA Support Contingent Worker         | 225000 | 4513169600 | NR   | NR    | 22,875    |
| 4.00 |                             | Total                                    | 530122 | -          | Cont Serv - Science and Tech. Support Services   |       | \$96,823  |
| 1.00 | 12474                       | Supplies                                 | 202000 | 4412162000 | 101216   | NR    | 835       |
| 1.00 |                             | Total                                    | 541400 | -          | Oper Expense - Tools/Equipment/PPE               |       | \$835     |
| 1.00 | 16168                       | N STA Site Equip Install Repair & Maint. | 225000 | 4513169300 | NR   | NR    | 1,800     |
| 1.00 | 16169                       | Northern STA WQM Parts & Supplies        | 225000 | 4513169300 | NR   | NR    | 7,200     |
| 1.00 | 15095                       | WQM Taylor Creek Field Supplies          | 225000 | 4513169300 | NR   | NR    | 1,328     |
| 3.00 |                             | Total                                    | 541500 | -          | Oper Expense - Parts and Supplies                |       | \$10,328  |

LAKE OKEECHOBEE

IP14 REGIONAL P CONTROL PROJECTS

| Qty  | Item  | Name   | Fund   | FundCenter | Fund Prg | Grant | Amount    |
|------|-------|--|--------|------------|----------|-------|-----------|
| 1.00 | 34610 | 10 Mi Creek-Science Supp (Lab) Supp                    | 202000 | 4412162000 | NR       | NR    | 500       |
| 1.00 | 34448 | Lksd R STA PH1 N-Scientific Lab Supply                 | 101000 | 4412162000 | 101302   | NR    | 750       |
| 1.00 | 14265 | Lab P/S Nubbin Slough STA                              | 225000 | 4511167100 | NR       | NR    | 13,000    |
| 1.00 | 13701 | Lab P/S Taylor Creek STA                               | 225000 | 4511167100 | NR       | NR    | 5,015     |
| 1.00 | 34439 | Lksd R STA PH1 N-Lab Supplies                          | 202000 | 4511167100 | NR       | NR    | 1,082     |
| 1.00 | 34251 | Lksd R STA PH2 S-Lab Analysis Supplies                 | 202000 | 4511167100 | NR       | NR    | 2,080     |
| 1.00 | 35425 | Lksd R STA PH1 N-WQM P&S                               | 202000 | 4513169300 | NR       | NR    | 3,000     |
| 1.00 | 34235 | Lksd R STA PH2 S-Field Supplies                        | 202000 | 4513169300 | NR       | NR    | 2,000     |
| 8.00 |       | Total 541506 - Oper Expense - Parts,Supp - Laboratory  |        |            |          |       | \$27,427  |
| 1.00 | 14266 | WQM Nubbin Slough Sampling                             | 225000 | 4513169300 | NR       | NR    | 2,000     |
| 1.00 |       | Total 541513 - Oper Expense - Parts and Supplies Other |        |            |          |       | \$2,000   |
| 1.00 | 26036 | Replacement Field Equipment                            | 225000 | 4513169300 | NR       | NR    | 13,500    |
| 1.00 |       | Total 541590 - Oper Expense - Attractive Items         |        |            |          |       | \$13,500  |
| 1.00 | 14304 | Fish Coll Hg Comp Mon-Nubbin&Taylor STA                | 225000 | 4513169400 | NR       | NR    | 3,000     |
| 1.00 | 35269 | Lksd R STA PH2 S-Fish Collection                       | 202000 | 4513169400 | NR       | NR    | 6,000     |
| 2.00 |       | Total 545010 - Oper Expense - Interagency State of FL  |        |            |          |       | \$9,000   |
|      |       | Total REGIONAL P CONTROL PROJECTS                      |        |            |          |       | \$573,568 |



LAKE OKEECHOBEE

IP50 PHASE II TECHNICAL PLAN

| Qty  | Item  | Name  | Fund   | FundCenter | Fund Prg | Grant | Amount       |
|------|-------|---|--------|------------|----------|-------|--------------|
| 9.00 | Total | 510100 - Salaries and Wages - Regular                     |        |            |          |       | \$880,065    |
| 9.00 | Total | 520900 - Fringe Benefits - FICA Taxes Employer Share      |        |            |          |       | \$67,322     |
| 9.00 | Total | 521010 - Fringe Benefits - FRS Retirement Contrib         |        |            |          |       | \$124,322    |
| 9.00 | Total | 521110 - Fringe Benefits - Medical Insurance              |        |            |          |       | \$162,242    |
| 9.00 | Total | 521120 - Fringe Benefits - Dental Insurance               |        |            |          |       | \$10,980     |
| 9.00 | Total | 521130 - Fringe Benefits - Vision Insurance               |        |            |          |       | \$1,234      |
| 9.00 | Total | 521140 - Fringe Benefits - Accidental Death Dismemberment |        |            |          |       | \$143        |
| 9.00 | Total | 521150 - Fringe Benefits - Long-Term Disability           |        |            |          |       | \$1,800      |
| 9.00 | Total | 521160 - Fringe Benefits - Life Insurance                 |        |            |          |       | \$2,314      |
| 9.00 | Total | 529990 - Fringe Benefits - Other Personnel Benefits       |        |            |          |       | \$18,854     |
| 1.00 | 24302 | Water Quality Projects State Grant                        | 214001 | 3302139300 | NR       | NR    | 5,000,000    |
| 1.00 | 35490 | 2023 SA1686 NEEPP Sub Regional Projects                   | 205000 | 4210150000 | NR       | NR    | 8,479,801    |
| 1.00 | 17140 | NEEPP Planning, Research & WQ Pgm                         | 225000 | 4215155000 | NR       | NR    | 56,760       |
| 1.00 | 15318 | NEEPP Planning, Research & WQ Pgm                         | 225000 | 4215155000 | NR       | NR    | 3,900        |
| 4.00 | Total | 530100 - Cont Serv - External Provider                    |        |            |          |       | \$13,540,461 |
| 1.00 | 15744 | Office Supplies - Northern Everglades                     | 202000 | 3302139300 | NR       | NR    | 1,125        |
| 1.00 | Total | 541510 - Oper Expense - Parts,Supp - Office               |        |            |          |       | \$1,125      |
| 1.00 | 15832 | Training and Conference - NEEPP                           | 202000 | 3301139100 | NR       | NR    | 900          |
| 1.00 | Total | 542000 - Oper Expense - Conference Registrations          |        |            |          |       | \$900        |
| 1.00 | 15243 | Business Travel - Northern Everglades                     | 202000 | 3301139100 | NR       | NR    | 1,224        |

LAKE OKEECHOBEE

| IP50 |       | PHASE II TECHNICAL PLAN            |                         |            |                                      |       |         |              |
|------|-------|------------------------------------|-------------------------|------------|--------------------------------------|-------|---------|--------------|
| Qty  | Item  | Name                               | Fund                    | FundCenter | Fund Prg                             | Grant | Amount  |              |
| 1.00 |       | Total                              | 542100                  | -          | Oper Expense - District Travel       |       | \$1,224 |              |
| 1.00 | 16053 | PE License Recertification - NEEPP | 202000                  | 3302139300 | NR                                   | NR    | 270     |              |
| 1.00 | 26025 | PMP Certifications - NEEPP         | 202000                  | 3302139300 | NR                                   | NR    | 1,200   |              |
| 2.00 |       | Total                              | 542400                  | -          | Oper Expense - Professional Licenses |       | \$1,470 |              |
|      |       | Total                              | PHASE II TECHNICAL PLAN |            |                                      |       |         | \$14,814,456 |

South Florida Water Management District  
FY 2023-2024 Budget  
Functional Area Line Item Report

LAKE OKEECHOBEE

| IR01 | WOD   |                                |        |            |  |       |  |  |           |
|------|-------|--------------------------------|--------|------------|--|-------|--|--|-----------|
| Qty  | Item  | Name                           | Fund   | FundCenter | Fund Prg   | Grant |  |  | Amount    |
| .20  |       | Total                          | 510100 | -          | Salaries and Wages - Regular                     |       |  |  | \$13,532  |
| .20  |       | Total                          | 520900 | -          | Fringe Benefits - FICA Taxes Employer Share      |       |  |  | \$1,035   |
| .20  |       | Total                          | 521010 | -          | Fringe Benefits - FRS Retirement Contrib         |       |  |  | \$1,836   |
| .20  |       | Total                          | 521110 | -          | Fringe Benefits - Medical Insurance              |       |  |  | \$3,277   |
| .20  |       | Total                          | 521120 | -          | Fringe Benefits - Dental Insurance               |       |  |  | \$244     |
| .20  |       | Total                          | 521130 | -          | Fringe Benefits - Vision Insurance               |       |  |  | \$27      |
| .20  |       | Total                          | 521140 | -          | Fringe Benefits - Accidental Death Dismemberment |       |  |  | \$3       |
| .20  |       | Total                          | 521150 | -          | Fringe Benefits - Long-Term Disability           |       |  |  | \$40      |
| .20  |       | Total                          | 521160 | -          | Fringe Benefits - Life Insurance                 |       |  |  | \$51      |
| 1.00 | 34078 | Northern Everglades Monitoring | 225000 | 4409160000 | NR   | NR    |  |  | 813,585   |
| 1.00 |       | Total                          | 530122 | -          | Cont Serv - Science and Tech. Support Services   |       |  |  | \$813,585 |
|      |       | Total                          | WOD    |            |  |       |  |  | \$833,630 |

LAKE OKEECHOBEE

IR03 LOK UPSTREAM MONITORING

| Qty  | Item  | Name                                     | Fund                    | FundCenter | Fund Prg   | Grant | Amount    |           |
|------|-------|--|-------------------------|------------|--|-------|-----------|-----------|
| 1.75 |       | Total                                    | 510100                  | -          | Salaries and Wages - Regular                     |       | \$107,398 |           |
| 1.75 |       | Total                                    | 520900                  | -          | Fringe Benefits - FICA Taxes Employer Share      |       | \$8,214   |           |
| 1.75 |       | Total                                    | 521010                  | -          | Fringe Benefits - FRS Retirement Contrib         |       | \$14,577  |           |
| 1.75 |       | Total                                    | 521110                  | -          | Fringe Benefits - Medical Insurance              |       | \$28,678  |           |
| 1.75 |       | Total                                    | 521120                  | -          | Fringe Benefits - Dental Insurance               |       | \$2,135   |           |
| 1.75 |       | Total                                    | 521130                  | -          | Fringe Benefits - Vision Insurance               |       | \$242     |           |
| 1.75 |       | Total                                    | 521140                  | -          | Fringe Benefits - Accidental Death Dismemberment |       | \$28      |           |
| 1.75 |       | Total                                    | 521150                  | -          | Fringe Benefits - Long-Term Disability           |       | \$350     |           |
| 1.75 |       | Total                                    | 521160                  | -          | Fringe Benefits - Life Insurance                 |       | \$428     |           |
| 1.00 | 21057 | N Everglades Exp Upstream Monit Cont Srv | 225000                  | 4511167100 | 101234   | NR    | 114,566   |           |
| 1.00 | 21060 | N Everg Exp Upstream Monit WQMS Cont Srv | 225000                  | 4513169300 | 101234   | NR    | 300,000   |           |
| 2.00 |       | Total                                    | 530122                  | -          | Cont Serv - Science and Tech. Support Services   |       | \$414,566 |           |
| 1.00 | 21062 | N Everg Exp Upstream Monit WQMS Fld Sup  | 225000                  | 4513169300 | 101234   | NR    | 5,000     |           |
| 1.00 |       | Total                                    | 541500                  | -          | Oper Expense - Parts and Supplies                |       | \$5,000   |           |
| 1.00 | 14296 | Lab P/S WOD (LOWA)                       | 225000                  | 4511167100 | NR   | NR    | 9,000     |           |
| 1.00 | 21056 | N Everglades Exp Upstream Monit Lab Sup  | 225000                  | 4511167100 | 101234   | NR    | 18,138    |           |
| 2.00 |       | Total                                    | 541506                  | -          | Oper Expense - Parts,Supp - Laboratory           |       | \$27,138  |           |
|      |       | Total                                    | LOK UPSTREAM MONITORING |            |  |       |           | \$608,754 |

LAKE OKEECHOBEE

| IS04 | ALTERNATE STORAGE PROJECTS |   |        |            |  |       | Grant        | Amount |
|------|----------------------------|---|--------|------------|--|-------|--------------|--------|
| Qty  | Item                       | Name                                    | Fund   | FundCenter | Fund Prg   | Grant | Amount       |        |
| 5.80 |                            | Total                                   | 510100 | -          | Salaries and Wages - Regular                     |       | \$522,174    |        |
| 5.80 |                            | Total                                   | 520900 | -          | Fringe Benefits - FICA Taxes Employer Share      |       | \$39,948     |        |
| 5.80 |                            | Total                                   | 521010 | -          | Fringe Benefits - FRS Retirement Contrib         |       | \$70,859     |        |
| 5.80 |                            | Total                                   | 521110 | -          | Fringe Benefits - Medical Insurance              |       | \$95,041     |        |
| 5.80 |                            | Total                                   | 521120 | -          | Fringe Benefits - Dental Insurance               |       | \$7,076      |        |
| 5.80 |                            | Total                                   | 521130 | -          | Fringe Benefits - Vision Insurance               |       | \$798        |        |
| 5.80 |                            | Total                                   | 521140 | -          | Fringe Benefits - Accidental Death Dismemberment |       | \$95         |        |
| 5.80 |                            | Total                                   | 521150 | -          | Fringe Benefits - Long-Term Disability           |       | \$1,160      |        |
| 5.80 |                            | Total                                   | 521160 | -          | Fringe Benefits - Life Insurance                 |       | \$1,494      |        |
| 1.00 | 22695                      | 2023 SA1681 Dispersed Water Mgmt        | 225000 | 4210150000 | NR   | NR    | 5,000,000    |        |
| 1.00 | 22703                      | 2023 SA1686 Dispersed Water Mgmt        | 225000 | 4210150000 | NR   | NR    | 22,851,105   |        |
| 1.00 | 32020                      | 2023 SA1686 NEEPP Sub Regional Projects | 225000 | 4210150000 | NR   | NR    | 6,651,817    |        |
| 3.00 |                            | Total                                   | 530100 | -          | Cont Serv - External Provider                    |       | \$34,502,922 |        |
| 1.00 | 15480                      | Training & Conferences - DWM            | 202000 | 3301139100 | NR   | NR    | 900          |        |
| 1.00 |                            | Total                                   | 542000 | -          | Oper Expense - Conference Registrations          |       | \$900        |        |
| 1.00 | 15263                      | Business Travel - Dispersed Water Mgmt  | 202000 | 3301139100 | NR   | NR    | 2,700        |        |
| 1.00 |                            | Total                                   | 542100 | -          | Oper Expense - District Travel                   |       | \$2,700      |        |
| 1.00 | 15481                      | PE License Recertification - DWM        | 202000 | 3302139300 | NR   | NR    | 270          |        |
| 1.00 | 22993                      | PMP Certifications - DWM                | 202000 | 3302139300 | NR   | NR    | 1,200        |        |
| 2.00 |                            | Total                                   | 542400 | -          | Oper Expense - Professional Licenses             |       | \$1,470      |        |

LAKE OKEECHOBEE

IS04 ALTERNATE STORAGE PROJECTS

| Qty  | Item  | Name                                     | Fund                       | FundCenter | Fund Prg                                  | Grant | Amount       |
|------|-------|--|----------------------------|------------|---|-------|--------------|
| 1.00 | 32017 | 2023 SA1686 NEEPP C-23/C-24 Interim Stor | 425000                     | 5613222000 | 101183                                    | NR    | 500,000      |
| 1.00 |       | Total                                    | 580800                     | -          | Capital Outlay - Water Control Structures |       | \$500,000    |
|      |       | Total                                    | ALTERNATE STORAGE PROJECTS |            |   |       | \$35,746,637 |

LAKE OKEECHOBEE

| IZ00 | LAKE OKEECHOBEE PROGRAM SUPPORT |   |        |            |  |       |             |
|------|---------------------------------|---|--------|------------|--|-------|-------------|
| Qty  | Item                            | Name                                    | Fund   | FundCenter | Fund Prg   | Grant | Amount      |
| .40  |                                 | Total                                   | 510100 | -          | Salaries and Wages - Regular                     |       | \$55,785    |
| .40  |                                 | Total                                   | 520900 | -          | Fringe Benefits - FICA Taxes Employer Share      |       | \$4,268     |
| .40  |                                 | Total                                   | 521010 | -          | Fringe Benefits - FRS Retirement Contrib         |       | \$15,330    |
| .40  |                                 | Total                                   | 521110 | -          | Fringe Benefits - Medical Insurance              |       | \$8,461     |
| .40  |                                 | Total                                   | 521120 | -          | Fringe Benefits - Dental Insurance               |       | \$488       |
| .40  |                                 | Total                                   | 521130 | -          | Fringe Benefits - Vision Insurance               |       | \$55        |
| .40  |                                 | Total                                   | 521140 | -          | Fringe Benefits - Accidental Death Dismemberment |       | \$6         |
| .40  |                                 | Total                                   | 521150 | -          | Fringe Benefits - Long-Term Disability           |       | \$80        |
| .40  |                                 | Total                                   | 521160 | -          | Fringe Benefits - Life Insurance                 |       | \$103       |
| 4.00 |                                 | Total                                   | 529990 | -          | Fringe Benefits - Other Personnel Benefits       |       | \$124,403   |
| 1.00 | 34066                           | Water Resources & WQ Lab & Field Supply | 101000 | 1010200000 | NR   | NR    | 3,162,359   |
| .10  | 13023                           | Claims Handling Fee                     | 601000 | 2114308300 | NR   | NR    | 8,100       |
| .10  | 15363                           | Flexible Spending Account Fees          | 101000 | 2114308300 | NR   | NR    | 2,693       |
| .10  | 12976                           | Insurance Brokerage Service (ALL)       | 601000 | 2114308300 | NR   | NR    | 2,800       |
| 1.30 |                                 | Total                                   | 530100 | -          | Cont Serv - External Provider                    |       | \$3,175,952 |
| 1.00 | 53                              | Physicals - Level C-3 (Reg)             | 101000 | 2114308300 | NR   | NR    | 5,625       |
| 1.00 |                                 | Total                                   | 530900 | -          | Cont Serv - Professional                         |       | \$5,625     |
| 1.00 | 15842                           | Parts & Supplies - Other                | 202000 | 4410160100 | NR   | NR    | 135         |
| 1.00 |                                 | Total                                   | 541500 | -          | Oper Expense - Parts and Supplies                |       | \$135       |
| 1.00 | 15840                           | Office Supplies                         | 202000 | 4410160100 | NR   | NR    | 215         |

LAKE OKEECHOBEE

IZ00 LAKE OKEECHOBEE PROGRAM SUPPORT

| Qty  | Item  | Name  | Fund   | FundCenter | Fund Prg | Grant | Amount      |
|------|-------|---|--------|------------|----------|-------|-------------|
| 1.00 | 15727 | Office Supplies   | 202000 | 4412162000 | NR       | NR    | 747         |
| 2.00 |       | Total 541510 - Oper Expense - Parts,Supp - Office               |        |            |          |       | \$962       |
| .10  | 13344 | Helicopter Insurance  | 601000 | 2114308300 | NR       | NR    | 9,000       |
| .10  |       | Total 541830 - Oper Expense - Insurance Premiums Other Property |        |            |          |       | \$9,000     |
| 1.00 | 15081 | Training & Conferences  | 202000 | 4409160000 | NR       | NR    | 4,057       |
| 1.00 |       | Total 542000 - Oper Expense - Conference Registrations          |        |            |          |       | \$4,057     |
| 1.00 | 15682 | District Business Travel  | 202000 | 4409160000 | NR       | NR    | 270         |
| 1.00 |       | Total 542100 - Oper Expense - District Travel                   |        |            |          |       | \$270       |
| 1.00 | 15153 | Professional Licenses   | 202000 | 4410160100 | NR       | NR    | 430         |
| 1.00 |       | Total 542400 - Oper Expense - Professional Licenses             |        |            |          |       | \$430       |
|      |       | Total LAKE OKEECHOBEE PROGRAM SUPPORT                           |        |            |          |       | \$3,405,410 |



LAKE OKEECHOBEE

| IZ10 | LAKE OKEECHOBEE IT SUPPORT |  |        |            |  |       | Amount    |
|------|----------------------------|--|--------|------------|--|-------|-----------|
| Qty  | Item                       | Name                                     | Fund   | FundCenter | Fund Prg   | Grant |           |
| 8.00 |                            | Total                                    | 510100 | -          | Salaries and Wages - Regular                     |       | \$787,903 |
| 8.00 |                            | Total                                    | 520900 | -          | Fringe Benefits - FICA Taxes Employer Share      |       | \$60,274  |
| 8.00 |                            | Total                                    | 521010 | -          | Fringe Benefits - FRS Retirement Contrib         |       | \$114,472 |
| 8.00 |                            | Total                                    | 521110 | -          | Fringe Benefits - Medical Insurance              |       | \$140,610 |
| 8.00 |                            | Total                                    | 521120 | -          | Fringe Benefits - Dental Insurance               |       | \$9,760   |
| 8.00 |                            | Total                                    | 521130 | -          | Fringe Benefits - Vision Insurance               |       | \$1,096   |
| 8.00 |                            | Total                                    | 521140 | -          | Fringe Benefits - Accidental Death Dismemberment |       | \$120     |
| 8.00 |                            | Total                                    | 521150 | -          | Fringe Benefits - Long-Term Disability           |       | \$1,600   |
| 8.00 |                            | Total                                    | 521160 | -          | Fringe Benefits - Life Insurance                 |       | \$2,056   |
| 6.00 |                            | Total                                    | 529990 | -          | Fringe Benefits - Other Personnel Benefits       |       | \$56,097  |
| 1.00 | 34060                      | Federated Sys for Science Staff (Google) | 214001 | 1010200000 | NR   | NR    | 761,233   |
| 1.00 | 18100                      | IT Security Outsourcing                  | 101000 | 2211113000 | NR   | NR    | 11,600    |
| 2.00 |                            | Total                                    | 530100 | -          | Cont Serv - External Provider                    |       | \$772,833 |
| 1.00 | 18083                      | Copier/Printer Lease                     | 101000 | 2215117000 | NR   | NR    | 33,850    |
| 1.00 |                            | Total                                    | 530117 | -          | Cont Serv - Copier Services                      |       | \$33,850  |
| 1.00 | 18091                      | IT Consulting                            | 101000 | 2210112000 | NR   | NR    | 22,500    |
| 1.00 | 18089                      | SAP Services                             | 101000 | 2218119000 | NR   | NR    | 46,053    |
| 2.00 |                            | Total                                    | 530197 | -          | Cont Serv - IT Consulting Services (NON OPS)     |       | \$68,553  |
| 1.00 | 18113                      | IT Hardware Maintenance                  | 101000 | 2215117000 | NR   | NR    | 44,813    |
| 1.00 |                            | Total                                    | 530601 | -          | Cont Serv - Maint & Repairs - Computer Hardware  |       | \$44,813  |

LAKE OKEECHOBEE

IZ10 LAKE OKEECHOBEE IT SUPPORT

| Qty  | Item  | Name   | Fund   | FundCenter | Fund Prg | Grant | Amount      |
|------|-------|--|--------|------------|----------|-------|-------------|
| 1.00 | 25711 | IT Software Maintenance  | 101003 | 2215117000 | NR       | NR    | 54,005      |
| 1.00 | 17121 | IT Software Maintenance  | 101003 | 2215117000 | NR       | NR    | 60,814      |
| 1.00 | 18194 | IT Software Maintenance  | 202000 | 2215117000 | NR       | NR    | 348,945     |
| 3.00 |       | Total 530602 - Cont Serv - Maint & Repairs - Computer Software |        |            |          |       | \$463,764   |
| 1.00 | 30676 | Network Parts & Supplies                                       | 101000 | 2216118000 | NR       | NR    | 30,000      |
| 1.00 |       | Total 541504 - Oper Expense - Parts,Supp - Computer            |        |            |          |       | \$30,000    |
| 1.00 | 18214 | Cellular Voice & Data  | 101000 | 2215117000 | NR       | NR    | 6,243       |
| 1.00 |       | Total 543501 - Oper Expense - Cell Phones                      |        |            |          |       | \$6,243     |
| 1.00 | 18219 | Telecommunications Services                                    | 101000 | 2215117000 | NR       | NR    | 66,746      |
| 1.00 |       | Total 543700 - Oper Expense - Utilities                        |        |            |          |       | \$66,746    |
|      |       | Total LAKE OKEECHOBEE IT SUPPORT                               |        |            |          |       | \$2,660,790 |

COMPREHENSIVE EVERGLADES REST. PLAN

| P100 |       | CERP PROJECTS (BUDGET ONLY)           |        |            |  |       |           |  |
|------|-------|---------------------------------------|--------|------------|--|-------|-----------|--|
| Qty  | Item  | Name                                  | Fund   | FundCenter | Fund Prg   | Grant | Amount    |  |
| 2.30 |       | Total                                 | 510100 | -          | Salaries and Wages - Regular                     |       | \$203,305 |  |
| 2.30 |       | Total                                 | 520900 | -          | Fringe Benefits - FICA Taxes Employer Share      |       | \$15,554  |  |
| 2.30 |       | Total                                 | 521010 | -          | Fringe Benefits - FRS Retirement Contrib         |       | \$27,589  |  |
| 2.30 |       | Total                                 | 521110 | -          | Fringe Benefits - Medical Insurance              |       | \$37,686  |  |
| 2.30 |       | Total                                 | 521120 | -          | Fringe Benefits - Dental Insurance               |       | \$2,806   |  |
| 2.30 |       | Total                                 | 521130 | -          | Fringe Benefits - Vision Insurance               |       | \$315     |  |
| 2.30 |       | Total                                 | 521140 | -          | Fringe Benefits - Accidental Death Dismemberment |       | \$35      |  |
| 2.30 |       | Total                                 | 521150 | -          | Fringe Benefits - Long-Term Disability           |       | \$460     |  |
| 2.30 |       | Total                                 | 521160 | -          | Fringe Benefits - Life Insurance                 |       | \$591     |  |
| 1.00 | 26021 | Safety Shoes                          | 101000 | 3310110000 | NR   | NR    | 600       |  |
| 1.00 |       | Total                                 | 541302 | -          | Oper Expense - Safety Shoes                      |       | \$600     |  |
| 1.00 | 16051 | CERP Monitoring Equipment             | 101000 | 3310110000 | NR   | NR    | 900       |  |
| 1.00 |       | Total                                 | 541400 | -          | Oper Expense - Tools/Equipment/PPE               |       | \$900     |  |
| 1.00 | 15086 | Training & Conferences - CERP Project | 101000 | 3301139100 | NR   | NR    | 2,300     |  |
| 1.00 |       | Total                                 | 542000 | -          | Oper Expense - Conference Registrations          |       | \$2,300   |  |
| 1.00 | 15835 | Business Travel - CERP Project        | 101000 | 3301139100 | NR   | NR    | 2,720     |  |
| 1.00 |       | Total                                 | 542100 | -          | Oper Expense - District Travel                   |       | \$2,720   |  |
| 1.00 | 15478 | PE License Recertification - CERP     | 101000 | 3310110000 | NR   | NR    | 180       |  |
| 1.00 | 22988 | PMP Certifications                    | 101000 | 3310110000 | NR   | NR    | 4,100     |  |
| 2.00 |       | Total                                 | 542400 | -          | Oper Expense - Professional Licenses             |       | \$4,280   |  |

COMPREHENSIVE EVERGLADES REST. PLAN

P100 CERP PROJECTS (BUDGET ONLY)

| Qty  | Item  | Name   | Fund   | FundCenter | Fund Prg | Grant | Amount       |
|------|-------|--|--------|------------|----------|-------|--------------|
| 1.00 | 35589 | CERP Prior Year State Approps GR/2066                    | 405000 | 5613222000 | NR       | 2066  | 4,576,668    |
| 1.00 | 35584 | CERP Prior Year State Approps LATF/2043                  | 425000 | 5613222000 | NR       | 2043  | 9,562,476    |
| 1.00 | 35585 | CERP Prior Year State Approps LATF/2050                  | 425000 | 5613222000 | NR       | 2050  | 6,308,505    |
| 1.00 | 35586 | CERP Prior Year State Approps LATF/2066                  | 425000 | 5613222000 | NR       | 2066  | 9,175,781    |
| 1.00 | 35588 | CERP Prior Year State Approps LATF/2066                  | 425000 | 5613222000 | NR       | 2088  | 789          |
| 1.00 | 35587 | CERP Prior Year State Approps LATF/2082                  | 425000 | 5613222000 | NR       | 2082  | 1,178,210    |
| 1.00 | 35583 | CERP Prior Year State Approps<br>SOETF/2025              | 412000 | 5613222000 | NR       | 2025  | 3,746        |
| 7.00 |       | Total 580800 - Capital Outlay - Water Control Structures |        |            |          |       | \$30,806,175 |
|      |       | Total CERP PROJECTS (BUDGET ONLY)                        |        |            |          |       | \$31,105,316 |

COMPREHENSIVE EVERGLADES REST. PLAN

P101 LAKE OKEECHOBEE WATERSHED

| Qty  | Item  | Name  | Fund   | FundCenter | Fund Prg | Grant | Amount       |
|------|-------|---|--------|------------|----------|-------|--------------|
| 4.55 | Total | 510100 - Salaries and Wages - Regular                     |        |            |          |       | \$413,003    |
| 4.55 | Total | 520900 - Fringe Benefits - FICA Taxes Employer Share      |        |            |          |       | \$31,595     |
| 4.55 | Total | 521010 - Fringe Benefits - FRS Retirement Contrib         |        |            |          |       | \$56,893     |
| 4.55 | Total | 521110 - Fringe Benefits - Medical Insurance              |        |            |          |       | \$75,510     |
| 4.55 | Total | 521120 - Fringe Benefits - Dental Insurance               |        |            |          |       | \$5,551      |
| 4.55 | Total | 521130 - Fringe Benefits - Vision Insurance               |        |            |          |       | \$627        |
| 4.55 | Total | 521140 - Fringe Benefits - Accidental Death Dismemberment |        |            |          |       | \$72         |
| 4.55 | Total | 521150 - Fringe Benefits - Long-Term Disability           |        |            |          |       | \$910        |
| 4.55 | Total | 521160 - Fringe Benefits - Life Insurance                 |        |            |          |       | \$1,169      |
| 1.00 | 27174 | 2023 SA1691 Lake Okeechobee WRP                           | 425000 | 5613222000 | 101185   | NR    | 50,000,000   |
| 1.00 | Total | 580800 - Capital Outlay - Water Control Structures        |        |            |          |       | \$50,000,000 |
|      | Total | LAKE OKEECHOBEE WATERSHED                                 |        |            |          |       | \$50,585,330 |

COMPREHENSIVE EVERGLADES REST. PLAN

P104 C-43 BASIN STORAGE RESERVOIR PHASE 1

| Qty  | Item  | Name  | Fund   | FundCenter | Fund Prg | Grant | Amount       |
|------|-------|---|--------|------------|----------|-------|--------------|
| 3.55 | Total | 510100 - Salaries and Wages - Regular                     |        |            |          |       | \$362,222    |
| 3.55 | Total | 520900 - Fringe Benefits - FICA Taxes Employer Share      |        |            |          |       | \$27,710     |
| 3.55 | Total | 521010 - Fringe Benefits - FRS Retirement Contrib         |        |            |          |       | \$53,683     |
| 3.55 | Total | 521110 - Fringe Benefits - Medical Insurance              |        |            |          |       | \$58,647     |
| 3.55 | Total | 521120 - Fringe Benefits - Dental Insurance               |        |            |          |       | \$4,331      |
| 3.55 | Total | 521130 - Fringe Benefits - Vision Insurance               |        |            |          |       | \$487        |
| 3.55 | Total | 521140 - Fringe Benefits - Accidental Death Dismemberment |        |            |          |       | \$57         |
| 3.55 | Total | 521150 - Fringe Benefits - Long-Term Disability           |        |            |          |       | \$710        |
| 3.55 | Total | 521160 - Fringe Benefits - Life Insurance                 |        |            |          |       | \$911        |
| 1.00 | 34252 | C43 WB Res WQ-AS Lab Supplies                             | 202000 | 4511167100 | 100088   | NR    | 2,080        |
| 1.00 | Total | 541600 - Oper Expense - Rent/Lease Equipment              |        |            |          |       | \$2,080      |
| 1.00 | 34818 | C43 S470 PS-OE Electrical Service                         | 225000 | 5211174000 | 100088   | NR    | 1,000,000    |
| 1.00 | Total | 543701 - Oper Expense - Electrical Service                |        |            |          |       | \$1,000,000  |
| 1.00 | 27166 | 2023 SA1685 C-43 W Basin Storage Reser                    | 425000 | 5613222000 | 100088   | NR    | 86,300,000   |
| 1.00 | 35493 | RB FY17 SA1590 CERP C-43 WBSR                             | 412000 | 5613222000 | 100088   | 2015  | 89,662       |
| 2.00 | Total | 580800 - Capital Outlay - Water Control Structures        |        |            |          |       | \$86,389,662 |
|      | Total | C-43 BASIN STORAGE RESERVOIR PHASE 1                      |        |            |          |       | \$87,900,500 |

COMPREHENSIVE EVERGLADES REST. PLAN

P107 INDIAN RIVER LAGOON - SOUTH

| Qty   | Item  | Name  | Fund   | FundCenter | Fund Prg | Grant | Amount    |
|-------|-------|---|--------|------------|----------|-------|-----------|
| 7.75  |       | Total 510100 - Salaries and Wages - Regular                     |        |            |          |       | \$641,080 |
| 7.75  |       | Total 520900 - Fringe Benefits - FICA Taxes Employer Share      |        |            |          |       | \$49,043  |
| 7.75  |       | Total 521010 - Fringe Benefits - FRS Retirement Contrib         |        |            |          |       | \$89,975  |
| 7.75  |       | Total 521110 - Fringe Benefits - Medical Insurance              |        |            |          |       | \$127,474 |
| 7.75  |       | Total 521120 - Fringe Benefits - Dental Insurance               |        |            |          |       | \$9,455   |
| 7.75  |       | Total 521130 - Fringe Benefits - Vision Insurance               |        |            |          |       | \$1,069   |
| 7.75  |       | Total 521140 - Fringe Benefits - Accidental Death Dismemberment |        |            |          |       | \$128     |
| 7.75  |       | Total 521150 - Fringe Benefits - Long-Term Disability           |        |            |          |       | \$1,550   |
| 7.75  |       | Total 521160 - Fringe Benefits - Life Insurance                 |        |            |          |       | \$1,980   |
| 1.00  | 35398 | C44 Res #2-ASD (Lab) Contracts                                  | 202000 | 4511167100 | 100548   | NR    | 4,400     |
| 1.00  | 35399 | C44 Res #2-ASD (Private Lab)                                    | 202000 | 4511167100 | 100548   | NR    | 4,400     |
| 1.00  | 34996 | C44 STA #3-ASD (Lab) Analysis Contract                          | 202000 | 4511167100 | NR       | NR    | 38,500    |
| 1.00  | 35148 | C44 STA #3-ASD (Private Lab) Contracts                          | 202000 | 4511167100 | NR       | NR    | 10,450    |
| 1.00  | 35224 | C44 STA #3-Mercury Lab Analysis                                 | 202000 | 4511167100 | 100548   | NR    | 8,800     |
| 1.00  | 34929 | C44 STA #3-WQM Sample Collection Interio                        | 202000 | 4513169400 | NR       | NR    | 69,000    |
| 1.00  | 34905 | C44 Res #2-Dam Safety Dashboard                                 | 202000 | 5110171100 | 100548   | NR    | 50,000    |
| 1.00  | 34845 | C44 Res #2-Dam Safety Inspection                                | 202000 | 5110171100 | 100548   | NR    | 130,000   |
| 1.00  | 35033 | C44 Res #2-Drain Inspection                                     | 202000 | 5110171100 | 100548   | NR    | 20,000    |
| 1.00  | 34930 | C44 Res #2-Levee Maintenance                                    | 202000 | 5110171100 | 100548   | NR    | 72,000    |
| 1.00  | 34846 | C44 STA #3-Staff Augmentation                                   | 202000 | 5512185500 | NR       | NR    | 130,000   |
| 11.00 |       | Total 530100 - Cont Serv - External Provider                    |        |            |          |       | \$537,550 |
| 1.00  | 35016 | C44 Res #2-Road Grading   | 202000 | 5110171100 | NR       | NR    | 16,383    |
| 1.00  |       | Total 530116 - Cont Serv - Road Grading Services                |        |            |          |       | \$16,383  |

COMPREHENSIVE EVERGLADES REST. PLAN

P107 INDIAN RIVER LAGOON - SOUTH

| Qty  | Item  | Name   | Fund   | FundCenter | Fund Prg | Grant | Amount    |
|------|-------|--|--------|------------|----------|-------|-----------|
| 1.00 | 34953 | C44 Res #2-Compliance Assessment Support                 | 202000 | 4512168100 | 100548   | NR    | 27,244    |
| 1.00 | 34900 | C44 STA #3-Compliance Assessment Support                 | 202000 | 4512168100 | NR       | NR    | 46,704    |
| 1.00 | 34939 | C44 Res #2-WQMS Sample Collection                        | 202000 | 4513169600 | NR       | NR    | 85,000    |
| 1.00 | 34940 | C44 STA #3-WQM Sample Collection Support                 | 202000 | 4513169600 | NR       | NR    | 85,000    |
| 4.00 | Total | 530122 - Cont Serv - Science and Tech. Support Services  |        |            |          |       | \$243,948 |
| 1.00 | 35227 | C44 Res #2-Contract Spraying                             | 202000 | 5110171100 | 100548   | NR    | 9,000     |
| 1.00 | 34978 | C44 Res #2-Contract Veg Mgmt                             | 202000 | 5415182000 | 100548   | NR    | 35,000    |
| 1.00 | 34873 | C44 STA #3-Contract Spraying                             | 202000 | 5415182000 | 100548   | NR    | 295,400   |
| 3.00 | Total | 530300 - Cont Serv - Aquatic Spraying                    |        |            |          |       | \$339,400 |
| 1.00 | 35125 | C44 Res #2-Contract Spraying                             | 202000 | 5110171100 | 100548   | NR    | 10,000    |
| 1.00 | 35106 | C44 STA #3-Contract Spraying                             | 202000 | 5110171100 | NR       | NR    | 15,000    |
| 2.00 | Total | 530301 - Cont Serv - Terrestrial Spraying                |        |            |          |       | \$25,000  |
| 1.00 | 34857 | C44 Res #2-Mowing  | 202000 | 5110171100 | 100548   | NR    | 165,000   |
| 1.00 | 34840 | C44 STA #3-Contract Mowing                               | 202000 | 5110171100 | 100548   | 3004  | 115,214   |
| 2.00 | Total | 530403 - Cont Serv - Mowing Canals/Levees                |        |            |          |       | \$280,214 |
| 1.00 | 35169 | C44 S401 PS-Grounds Mowing                               | 202000 | 5110171100 | 100548   | NR    | 12,000    |
| 1.00 | Total | 530404 - Cont Serv - Mowing Field Stations/Pump Stations |        |            |          |       | \$12,000  |
| 1.00 | 35107 | C44 Res #2-Sump Cleaning                                 | 202000 | 5110171100 | 100548   | NR    | 15,000    |
| 1.00 | 35350 | C44 S401 PS-Maint & Repairs                              | 202000 | 5110171100 | 100548   | NR    | 5,500     |
| 1.00 | 34580 | C44 S401 PS-Vibration Analysis                           | 202000 | 5110171100 | NR       | NR    | 500       |
| 1.00 | 34932 | C44 S401T-S401T CS Pump Repair                           | 202000 | 5110171100 | 100548   | NR    | 78,000    |
| 4.00 | Total | 530606 - Cont Serv - Maint & Repairs - District Works    |        |            |          |       | \$99,000  |
| 1.00 | 34965 | C44 S401 PS-Fleet Maint & Repair                         | 202000 | 5110171100 | NR       | NR    | 30,000    |
| 1.00 | Total | 530608 - Cont Serv - Maint & Repairs - Vehicles          |        |            |          |       | \$30,000  |
| 1.00 | 34993 | C44 S401T-S401T CS Crane Rental                          | 202000 | 5110171100 | 100548   | NR    | 37,000    |



COMPREHENSIVE EVERGLADES REST. PLAN

P107 INDIAN RIVER LAGOON - SOUTH

| Qty  | Item  | Name   | Fund   | FundCenter | Fund Prg | Grant | Amount      |
|------|-------|--|--------|------------|----------|-------|-------------|
| 1.00 |       | Total 530700 - Cont Serv - Equipment Rentals                     |        |            |          |       | \$37,000    |
| 1.00 | 35112 | C44 Res #2-Rec & Facilities Mainte                               | 202000 | 5415182100 | 100548   | NR    | 15,000      |
| 1.00 | 35317 | C44 STA #3-Recreation & Facilities Maint                         | 202000 | 5415182100 | NR       | NR    | 5,000       |
| 2.00 |       | Total 531100 - Cont Serv - General Maintenance                   |        |            |          |       | \$20,000    |
| 1.00 | 35078 | C44 Res #2-FWC Law Enforcement Sup                               | 202000 | 5415182100 | 100548   | NR    | 12,800      |
| 1.00 | 35093 | C44 STA #3-FWC Law Enforcement Support                           | 202000 | 5415182100 | NR       | NR    | 13,800      |
| 2.00 |       | Total 531102 - Cont Serv - Security Services                     |        |            |          |       | \$26,600    |
| 1.00 | 35196 | C44 Res #2-Chemical  | 202000 | 5110171100 | 100548   | NR    | 8,000       |
| 1.00 | 35221 | C44 Res #2-Chemical  | 202000 | 5110171100 | 100548   | NR    | 8,700       |
| 1.00 | 34817 | C44 Res #2-Chemical  | 225000 | 5110171100 | 100548   | NR    | 1,000,000   |
| 1.00 | 35133 | C44 STA #3-Chemicals   | 202000 | 5110171100 | 100548   | NR    | 10,000      |
| 4.00 |       | Total 540010 - Oper Expense - Inventory Chemicals                |        |            |          |       | \$1,026,700 |
| 1.00 | 35321 | C44 S401 PS-Liquid Propane (LP)                                  | 202000 | 5110171100 | 100548   | NR    | 5,000       |
| 1.00 | 34820 | C44 STA #3-Fuel (S-401T)   | 225000 | 5110171100 | 100548   | NR    | 720,000     |
| 1.00 | 35491 | C44 STA #3-Fuel (S-401T)   | 202000 | 5110171100 | 100548   | NR    | 380,000     |
| 3.00 |       | Total 540030 - Oper Expense - Inventory Other Fuels              |        |            |          |       | \$1,105,000 |
| 1.00 | 35229 | C44 S401 PS-Oils & Lube  | 202000 | 5110171100 | NR       | NR    | 9,000       |
| 1.00 | 35104 | C44 S401T-S401T OE Inv Oil/Lube                                  | 202000 | 5110171100 | 100548   | NR    | 14,000      |
| 1.00 | 35222 | C44 STA #3-Oils & Lubes (S-401T)                                 | 202000 | 5110171100 | NR       | NR    | 8,700       |
| 3.00 |       | Total 540040 - Oper Expense - Inventory Oils/Lubricants/Solvents |        |            |          |       | \$31,700    |
| 1.00 | 34746 | C44 S401 PS-Books/Subscriptions                                  | 202000 | 5110171100 | 100548   | NR    | 260         |
| 1.00 |       | Total 541100 - Oper Expense - Books/Subscriptions                |        |            |          |       | \$260       |
| 1.00 | 35362 | C44 Res #2-Construction Materials                                | 202000 | 5110171100 | 100548   | NR    | 5,655       |
| 1.00 | 34186 | C44 S401 PS-Construct Materials                                  | 202000 | 5110171100 | NR       | NR    | 2,500       |
| 2.00 |       | Total 541300 - Oper Expense - Construction Materials             |        |            |          |       | \$8,155     |

COMPREHENSIVE EVERGLADES REST. PLAN

P107 INDIAN RIVER LAGOON - SOUTH

| Qty  | Item  | Name   | Fund   | FundCenter | Fund Prg | Grant | Amount   |
|------|-------|--|--------|------------|----------|-------|----------|
| 1.00 | 34302 | C44 S401 PS-District Uniforms  | 202000 | 5110171100 | NR       | NR    | 1,545    |
| 1.00 |       | Total 541301 - Oper Expense - District Uniforms                          |        |            |          |       | \$1,545  |
| 1.00 | 34192 | C44 S401 PS-Small Tools  | 202000 | 5110171100 | NR       | NR    | 2,500    |
| 1.00 |       | Total 541400 - Oper Expense - Tools/Equipment/PPE                        |        |            |          |       | \$2,500  |
| 1.00 | 35327 | C44 Canal/Tower-Fleet/Equip Maint  | 202000 | 5110171100 | NR       | NR    | 5,000    |
| 1.00 | 35484 | C44 S401 PS-Fleet/Equip Maint  | 202000 | 5110171100 | NR       | NR    | 3,750    |
| 1.00 | 35363 | C44 STA #3-Fleet/Equip Maint   | 202000 | 5110171100 | NR       | NR    | 3,750    |
| 3.00 |       | Total 541502 - Oper Expense - Parts,Supp - Fleet                         |        |            |          |       | \$12,500 |
| 1.00 | 34304 | C44 S401 PS-Building/Grounds P&S   | 202000 | 5110171100 | NR       | NR    | 1,545    |
| 1.00 |       | Total 541503 - Oper Expense - Parts,Supp - Build & Ground Equip          |        |            |          |       | \$1,545  |
| 1.00 | 35120 | C44 S401 PS-Electrical P&S   | 202000 | 5110171100 | 100548   | NR    | 15,300   |
| 1.00 |       | Total 541505 - Oper Expense - Parts,Supp - Electrical/Electronic         |        |            |          |       | \$15,300 |
| 1.00 | 34233 | C44 STA #3-Scientific Support (Lab) Supp                                 | 101000 | 4412162000 | 100548   | NR    | 2,000    |
| 1.00 | 34328 | C44 Res #2-ASD (Lab) Supplies  | 202000 | 4511167100 | 100548   | NR    | 1,102    |
| 1.00 | 35299 | C44 STA #3-ASD (Lab) Supplies  | 202000 | 4511167100 | NR       | NR    | 7,280    |
| 1.00 | 34234 | C44 Res #2-WQMD Field Supplies   | 202000 | 4513169200 | NR       | NR    | 2,000    |
| 1.00 | 35388 | C44 STA #3-WQMS Parts & Supplies   | 202000 | 4513169200 | NR       | NR    | 4,000    |
| 5.00 |       | Total 541506 - Oper Expense - Parts,Supp - Laboratory                    |        |            |          |       | \$16,382 |
| 1.00 | 35019 | C44 S401 PS-Parts & Supplies   | 202000 | 5110171100 | NR       | NR    | 18,000   |
| 1.00 | 34949 | C44 S401T-S401T P&S Water Control  | 202000 | 5110171100 | 100548   | NR    | 25,000   |
| 1.00 | 35201 | C44 STA #3-M&R Gates   | 202000 | 5110171100 | NR       | NR    | 8,000    |
| 3.00 |       | Total 541512 - Oper Expense - Parts and Supplies Water Control Structure |        |            |          |       | \$51,000 |
| 1.00 | 35334 | C44 Res #2-Equip Rental Levee  | 202000 | 5110171100 | 100548   | NR    | 5,000    |
| 1.00 | 34083 | C44 S401 PS-Equip Rental PS  | 202000 | 5110171100 | NR       | NR    | 2,500    |
| 2.00 |       | Total 541600 - Oper Expense - Rent/Lease Equipment                       |        |            |          |       | \$7,500  |

COMPREHENSIVE EVERGLADES REST. PLAN

| P107 |       | INDIAN RIVER LAGOON - SOUTH                              |        |            |          |       |              |  |
|------|-------|--|--------|------------|----------|-------|--------------|--|
| Qty  | Item  | Name   | Fund   | FundCenter | Fund Prg | Grant | Amount       |  |
| 1.00 | 34710 | C44 S401 PS-Permits & Fees                               | 202000 | 5110171100 | NR       | NR    | 155          |  |
| 1.00 |       | Total 543301 - Oper Expense - Permits & Fees             |        |            |          |       | \$155        |  |
| 1.00 | 34293 | C44 S401 PS-Waste Disposal Fees                          | 202000 | 5110171100 | NR       | NR    | 1,500        |  |
| 1.00 |       | Total 543302 - Oper Expense - Waste Disposal Fees        |        |            |          |       | \$1,500      |  |
| 1.00 | 34819 | C44 S401 PS-Electric Costs                               | 225000 | 5110171100 | 100548   | NR    | 1,000,000    |  |
| 1.00 | 35366 | C44 STA #3-Electric Costs                                | 202000 | 5110171100 | 100548   | NR    | 3,780        |  |
| 2.00 |       | Total 543701 - Oper Expense - Electrical Service         |        |            |          |       | \$1,003,780  |  |
| 1.00 | 34654 | C44 S401 PS-Freight                                      | 202000 | 5110171100 | NR       | NR    | 300          |  |
| 1.00 |       | Total 543800 - Oper Expense - Freight                    |        |            |          |       | \$300        |  |
| 1.00 | 34298 | C44 Res #2-WQMS Fish Collection                          | 202000 | 4513169400 | NR       | NR    | 1,500        |  |
| 1.00 | 35151 | C44 STA #3-WQMS Fish Collection                          | 202000 | 4513169400 | NR       | NR    | 10,500       |  |
| 2.00 |       | Total 545010 - Oper Expense - Interagency State of FL    |        |            |          |       | \$12,000     |  |
| 1.00 | 27168 | 2023 SA1685 CERP C-23/C-44 Est Div Canal                 | 425000 | 5613222000 | 101184   | NR    | 10,000,000   |  |
| 1.00 | 27170 | 2023 SA1685 CERP C-25 Reservoir & STA                    | 425000 | 5613222000 | 101314   | NR    | 14,700,000   |  |
| 1.00 | 32009 | 2023 SA1685 CERP IRL S C23/C24 Component                 | 425000 | 5613222000 | 101194   | NR    | 20,000,000   |  |
| 3.00 |       | Total 580800 - Capital Outlay - Water Control Structures |        |            |          |       | \$44,700,000 |  |
|      |       | Total INDIAN RIVER LAGOON - SOUTH                        |        |            |          |       | \$50,586,671 |  |

COMPREHENSIVE EVERGLADES REST. PLAN

P108 EAA STORAGE RESERVOIRS PH1

| Qty | Item  | Name  | Fund | FundCenter | Fund Prg | Grant | Amount   |
|-----|-------|---|------|------------|----------|-------|----------|
| .50 | Total | 510100 - Salaries and Wages - Regular                     |      |            |          |       | \$42,998 |
| .50 | Total | 520900 - Fringe Benefits - FICA Taxes Employer Share      |      |            |          |       | \$3,289  |
| .50 | Total | 521010 - Fringe Benefits - FRS Retirement Contrib         |      |            |          |       | \$6,640  |
| .50 | Total | 521110 - Fringe Benefits - Medical Insurance              |      |            |          |       | \$8,193  |
| .50 | Total | 521120 - Fringe Benefits - Dental Insurance               |      |            |          |       | \$610    |
| .50 | Total | 521130 - Fringe Benefits - Vision Insurance               |      |            |          |       | \$68     |
| .50 | Total | 521140 - Fringe Benefits - Accidental Death Dismemberment |      |            |          |       | \$8      |
| .50 | Total | 521150 - Fringe Benefits - Long-Term Disability           |      |            |          |       | \$100    |
| .50 | Total | 521160 - Fringe Benefits - Life Insurance                 |      |            |          |       | \$128    |
|     | Total | EAA STORAGE RESERVOIRS PH1                                |      |            |          |       | \$62,034 |

COMPREHENSIVE EVERGLADES REST. PLAN

P110 BIG CYPRESS L28 INT MOD-WERP

| Qty  | Item  | Name   | Fund   | FundCenter | Fund Prg | Grant | Amount      |
|------|-------|--|--------|------------|----------|-------|-------------|
| 2.25 | Total | 510100 - Salaries and Wages - Regular                      |        |            |          |       | \$211,566   |
| 2.25 | Total | 520900 - Fringe Benefits - FICA Taxes Employer Share       |        |            |          |       | \$16,186    |
| 2.25 | Total | 521010 - Fringe Benefits - FRS Retirement Contrib          |        |            |          |       | \$28,709    |
| 2.25 | Total | 521110 - Fringe Benefits - Medical Insurance               |        |            |          |       | \$38,061    |
| 2.25 | Total | 521120 - Fringe Benefits - Dental Insurance                |        |            |          |       | \$2,745     |
| 2.25 | Total | 521130 - Fringe Benefits - Vision Insurance                |        |            |          |       | \$311       |
| 2.25 | Total | 521140 - Fringe Benefits - Accidental Death Dismemberment  |        |            |          |       | \$36        |
| 2.25 | Total | 521150 - Fringe Benefits - Long-Term Disability            |        |            |          |       | \$450       |
| 2.25 | Total | 521160 - Fringe Benefits - Life Insurance                  |        |            |          |       | \$581       |
| 1.00 | 30041 | 2023 SA1685 Western Everglades Rest Proj                   | 425000 | 3310139000 | NR       | NR    | 2,000,000   |
| 1.00 | Total | 580720 - Capital Outlay - AUC Design/Engineering Contracts |        |            |          |       | \$2,000,000 |
|      | Total | BIG CYPRESS L28 INT MOD-WERP                               |        |            |          |       | \$2,298,645 |

COMPREHENSIVE EVERGLADES REST. PLAN

P112 WCA3 DECOMP & SHEETFLOW ENHANCEMENTS PHASE 1

| Qty  | Item  | Name  | Fund | FundCenter | Fund Prg | Grant | Amount    |
|------|-------|---|------|------------|----------|-------|-----------|
| 2.70 | Total | 510100 - Salaries and Wages - Regular                     |      |            |          |       | \$213,431 |
| 2.70 | Total | 520900 - Fringe Benefits - FICA Taxes Employer Share      |      |            |          |       | \$16,327  |
| 2.70 | Total | 521010 - Fringe Benefits - FRS Retirement Contrib         |      |            |          |       | \$30,657  |
| 2.70 | Total | 521110 - Fringe Benefits - Medical Insurance              |      |            |          |       | \$44,718  |
| 2.70 | Total | 521120 - Fringe Benefits - Dental Insurance               |      |            |          |       | \$3,294   |
| 2.70 | Total | 521130 - Fringe Benefits - Vision Insurance               |      |            |          |       | \$372     |
| 2.70 | Total | 521140 - Fringe Benefits - Accidental Death Dismemberment |      |            |          |       | \$42      |
| 2.70 | Total | 521150 - Fringe Benefits - Long-Term Disability           |      |            |          |       | \$540     |
| 2.70 | Total | 521160 - Fringe Benefits - Life Insurance                 |      |            |          |       | \$694     |
|      | Total | WCA3 DECOMP & SHEETFLOW ENHANCEMENTS PHASE 1              |      |            |          |       | \$310,075 |

COMPREHENSIVE EVERGLADES REST. PLAN

P117 NORTH PALM BEACH COUNTY PHASE 1

| Qty  | Item  | Name   | Fund   | FundCenter | Fund Prg | Grant | Amount       |
|------|-------|--|--------|------------|----------|-------|--------------|
| 2.40 | Total | 510100 - Salaries and Wages - Regular                      |        |            |          |       | \$202,687    |
| 2.40 | Total | 520900 - Fringe Benefits - FICA Taxes Employer Share       |        |            |          |       | \$15,504     |
| 2.40 | Total | 521010 - Fringe Benefits - FRS Retirement Contrib          |        |            |          |       | \$27,504     |
| 2.40 | Total | 521110 - Fringe Benefits - Medical Insurance               |        |            |          |       | \$39,327     |
| 2.40 | Total | 521120 - Fringe Benefits - Dental Insurance                |        |            |          |       | \$2,928      |
| 2.40 | Total | 521130 - Fringe Benefits - Vision Insurance                |        |            |          |       | \$330        |
| 2.40 | Total | 521140 - Fringe Benefits - Accidental Death Dismemberment  |        |            |          |       | \$39         |
| 2.40 | Total | 521150 - Fringe Benefits - Long-Term Disability            |        |            |          |       | \$480        |
| 2.40 | Total | 521160 - Fringe Benefits - Life Insurance                  |        |            |          |       | \$618        |
| 1.00 | 30042 | 2023 SA1685 Loxahatchee River Rest Proj                    | 425000 | 5613222000 | 100278   | NR    | 15,000,000   |
| 1.00 | Total | 580720 - Capital Outlay - AUC Design/Engineering Contracts |        |            |          |       | \$15,000,000 |
|      | Total | NORTH PALM BEACH COUNTY PHASE 1                            |        |            |          |       | \$15,289,417 |

COMPREHENSIVE EVERGLADES REST. PLAN

| P128 |       | BISCAYNE BAY COASTAL WETLANDS               |        |            |  |       |           |  |
|------|-------|---|--------|------------|--|-------|-----------|--|
| Qty  | Item  | Name  | Fund   | FundCenter | Fund Prg   | Grant | Amount    |  |
| 4.70 |       | Total                                       | 510100 | -          | Salaries and Wages - Regular                     |       | \$447,400 |  |
| 4.70 |       | Total                                       | 520900 | -          | Fringe Benefits - FICA Taxes Employer Share      |       | \$34,229  |  |
| 4.70 |       | Total                                       | 521010 | -          | Fringe Benefits - FRS Retirement Contrib         |       | \$60,713  |  |
| 4.70 |       | Total                                       | 521110 | -          | Fringe Benefits - Medical Insurance              |       | \$77,494  |  |
| 4.70 |       | Total                                       | 521120 | -          | Fringe Benefits - Dental Insurance               |       | \$5,734   |  |
| 4.70 |       | Total                                       | 521130 | -          | Fringe Benefits - Vision Insurance               |       | \$645     |  |
| 4.70 |       | Total                                       | 521140 | -          | Fringe Benefits - Accidental Death Dismemberment |       | \$79      |  |
| 4.70 |       | Total                                       | 521150 | -          | Fringe Benefits - Long-Term Disability           |       | \$940     |  |
| 4.70 |       | Total                                       | 521160 | -          | Fringe Benefits - Life Insurance                 |       | \$1,209   |  |
| 1.00 | 34992 | BBCW L31E #2-Replace existing staff<br>gaug | 101000 | 4411161000 | 100584   | NR    | 36,000    |  |
| 1.00 |       | Total                                       | 530100 | -          | Cont Serv - External Provider                    |       | \$36,000  |  |
| 1.00 | 34646 | BBCW Culter-Parts & Supplies                | 101000 | 4411161000 | 100561   | NR    | 300       |  |
| 1.00 | 34447 | BBCW Culter-Parts & Supplies                | 101000 | 4411161000 | 100561   | NR    | 750       |  |
| 1.00 | 34401 | BBCW L31E #4-Field Parts & Supplies         | 101000 | 4411161000 | 100584   | NR    | 1,000     |  |
| 1.00 | 34276 | BBCW L31E #4-Parts & Supplies               | 101000 | 4411161000 | 100584   | NR    | 1,500     |  |
| 1.00 | 34553 | BBCW L31E #5a-Parts and Supplies            | 101000 | 4411161000 | 100584   | NR    | 666       |  |
| 1.00 | 34554 | BBCW L31E #5b-Parts and Supplies            | 101000 | 4411161000 | 100584   | NR    | 666       |  |
| 1.00 | 34402 | BBCW L31E #5c-New data sonde                | 101000 | 4411161000 | 100584   | NR    | 1,000     |  |
| 1.00 | 34555 | BBCW L31E #5c-Parts and Supplies            | 101000 | 4411161000 | 100584   | NR    | 668       |  |
| 8.00 |       | Total                                       | 541500 | -          | Oper Expense - Parts and Supplies                |       | \$6,550   |  |
| 1.00 | 35063 | BBCW Culter-Baseline Monitoring             | 101000 | 4411161000 | 100561   | NR    | 24,500    |  |
| 1.00 | 34892 | BBCW L31E #4-Periphyton & Veg<br>Monitor    | 101000 | 4411161000 | 100584   | NR    | 45,400    |  |



COMPREHENSIVE EVERGLADES REST. PLAN

| P128 |       | BISCAYNE BAY COASTAL WETLANDS         |                               |            |  |       |              |              |
|------|-------|---------------------------------------|-------------------------------|------------|--|-------|--------------|--------------|
| Qty  | Item  | Name                                  | Fund                          | FundCenter | Fund Prg                                     | Grant | Amount       |              |
| 1.00 | 34086 | BBCW L31E #5a-Periphyton & Veg Mon    | 101000                        | 4411161000 | 100584                                       | NR    | 2,500        |              |
| 1.00 | 34087 | BBCW L31E #5b-Periphyton & Veg Mon    | 101000                        | 4411161000 | 100584                                       | NR    | 2,500        |              |
| 1.00 | 35015 | BBCW L31E #5c-Baseline Monitoring     | 101000                        | 4411161000 | 100584                                       | NR    | 16,317       |              |
| 5.00 |       | Total                                 | 545040                        | -          | Oper Expense - Interagency Public Univ       |       | \$91,217     |              |
| 1.00 | 27171 | 2023 SA1685 CERP BBCW Cutler Wetlands | 425000                        | 5613222000 | 100561                                       | NR    | 16,000,000   |              |
| 1.00 |       | Total                                 | 580800                        | -          | Capital Outlay - Water Control Structures    |       | \$16,000,000 |              |
| 1.00 | 35230 | BBCW L31E #5c-New staff gauge         | 401000                        | 4411161000 | 100584                                       | NR    | 9,000        |              |
| 1.00 |       | Total                                 | 589340                        | -          | Capital Outlay - Equipment Water Measurement |       | \$9,000      |              |
|      |       | Total                                 | BISCAYNE BAY COASTAL WETLANDS |            |  |       |              | \$16,771,210 |

COMPREHENSIVE EVERGLADES REST. PLAN

P130 PICAYUNE STRAND RESTORATION

| Qty  | Item  | Name   | Fund   | FundCenter | Fund Prg | Grant | Amount    |
|------|-------|--|--------|------------|----------|-------|-----------|
| 2.10 | Total | 510100 - Salaries and Wages - Regular                      |        |            |          |       | \$192,777 |
| 2.10 | Total | 520900 - Fringe Benefits - FICA Taxes Employer Share       |        |            |          |       | \$14,749  |
| 2.10 | Total | 521010 - Fringe Benefits - FRS Retirement Contrib          |        |            |          |       | \$30,001  |
| 2.10 | Total | 521110 - Fringe Benefits - Medical Insurance               |        |            |          |       | \$34,888  |
| 2.10 | Total | 521120 - Fringe Benefits - Dental Insurance                |        |            |          |       | \$2,562   |
| 2.10 | Total | 521130 - Fringe Benefits - Vision Insurance                |        |            |          |       | \$290     |
| 2.10 | Total | 521140 - Fringe Benefits - Accidental Death Dismemberment  |        |            |          |       | \$36      |
| 2.10 | Total | 521150 - Fringe Benefits - Long-Term Disability            |        |            |          |       | \$420     |
| 2.10 | Total | 521160 - Fringe Benefits - Life Insurance                  |        |            |          |       | \$542     |
| 1.00 | 15632 | Picayune Strand Rest'n Proj Mgmt Support                   | 401000 | 3310139000 | 100397   | NR    | 50,000    |
| 1.00 | Total | 580720 - Capital Outlay - AUC Design/Engineering Contracts |        |            |          |       | \$50,000  |
|      | Total | PICAYUNE STRAND RESTORATION                                |        |            |          |       | \$326,265 |

COMPREHENSIVE EVERGLADES REST. PLAN

| P145 |       | BROWARD COUNTY WPA  |      |            |          |       |  |  |          |  |
|------|-------|---|------|------------|----------|-------|--|--|----------|--|
| Qty  | Item  | Name  | Fund | FundCenter | Fund Prg | Grant |  |  | Amount   |  |
| .65  | Total | 510100 - Salaries and Wages - Regular                     |      |            |          |       |  |  | \$56,673 |  |
| .65  | Total | 520900 - Fringe Benefits - FICA Taxes Employer Share      |      |            |          |       |  |  | \$4,336  |  |
| .65  | Total | 521010 - Fringe Benefits - FRS Retirement Contrib         |      |            |          |       |  |  | \$7,691  |  |
| .65  | Total | 521110 - Fringe Benefits - Medical Insurance              |      |            |          |       |  |  | \$11,129 |  |
| .65  | Total | 521120 - Fringe Benefits - Dental Insurance               |      |            |          |       |  |  | \$793    |  |
| .65  | Total | 521130 - Fringe Benefits - Vision Insurance               |      |            |          |       |  |  | \$91     |  |
| .65  | Total | 521140 - Fringe Benefits - Accidental Death Dismemberment |      |            |          |       |  |  | \$12     |  |
| .65  | Total | 521150 - Fringe Benefits - Long-Term Disability           |      |            |          |       |  |  | \$130    |  |
| .65  | Total | 521160 - Fringe Benefits - Life Insurance                 |      |            |          |       |  |  | \$169    |  |
|      | Total | BROWARD COUNTY WPA  |      |            |          |       |  |  | \$81,024 |  |

COMPREHENSIVE EVERGLADES REST. PLAN

P151 CENTRAL EVERGLADES STUDY

| Qty   | Item  | Name  | Fund   | FundCenter | Fund Prg | Grant | Amount      |
|-------|-------|---|--------|------------|----------|-------|-------------|
| 14.15 | Total | 510100 - Salaries and Wages - Regular                     |        |            |          |       | \$1,319,846 |
| 14.15 | Total | 520900 - Fringe Benefits - FICA Taxes Employer Share      |        |            |          |       | \$100,964   |
| 14.15 | Total | 521010 - Fringe Benefits - FRS Retirement Contrib         |        |            |          |       | \$181,638   |
| 14.15 | Total | 521110 - Fringe Benefits - Medical Insurance              |        |            |          |       | \$234,248   |
| 14.15 | Total | 521120 - Fringe Benefits - Dental Insurance               |        |            |          |       | \$17,263    |
| 14.15 | Total | 521130 - Fringe Benefits - Vision Insurance               |        |            |          |       | \$1,942     |
| 14.15 | Total | 521140 - Fringe Benefits - Accidental Death Dismemberment |        |            |          |       | \$231       |
| 14.15 | Total | 521150 - Fringe Benefits - Long-Term Disability           |        |            |          |       | \$2,830     |
| 14.15 | Total | 521160 - Fringe Benefits - Life Insurance                 |        |            |          |       | \$3,634     |
| 1.00  | 15503 | CEPP Adaptive Management                                  | 101000 | 4413163000 | 101008   | NR    | 50,000      |
| 1.00  | Total | 530122 - Cont Serv - Science and Tech. Support Services   |        |            |          |       | \$50,000    |
| 1.00  | 15508 | CEPP Supplies   | 101000 | 4413163000 | 101008   | NR    | 15,051      |
| 1.00  | Total | 541500 - Oper Expense - Parts and Supplies                |        |            |          |       | \$15,051    |
| 1.00  | 20013 | Parts and Supplies Laboratory                             | 101003 | 4413163000 | 101008   | NR    | 10,186      |
| 1.00  | Total | 541506 - Oper Expense - Parts,Supp - Laboratory           |        |            |          |       | \$10,186    |
| 1.00  | 15520 | CEPP Biogeochemical                                       | 101003 | 4413163000 | 101008   | NR    | 53,355      |
| 1.00  | 16132 | CEPP Eco Response to Flow/Load                            | 101000 | 4413163000 | 101008   | NR    | 116,790     |
| 1.00  | 15501 | CEPP Eco Response to Flow/Load                            | 101003 | 4413163000 | 101008   | NR    | 109,958     |
| 3.00  | Total | 545040 - Oper Expense - Interagency Public Univ           |        |            |          |       | \$280,103   |

COMPREHENSIVE EVERGLADES REST. PLAN

| P151  |       | CENTRAL EVERGLADES STUDY                                     |        |            |          |       |               |  |
|-------|-------|--|--------|------------|----------|-------|---------------|--|
| Qty   | Item  | Name   | Fund   | FundCenter | Fund Prg | Grant | Amount        |  |
| 1.00  | 30077 | 2022 SA1647 CEPP NW NNR & MC Improv                          | 406010 | 5613222000 | 101020   | NR    | 10,000,000    |  |
| 1.00  | 35485 | 2023 SA1685 CEPP EAA Resrvoir Pump Stat                      | 406010 | 5613222000 | 101360   | NR    | 30,000,000    |  |
| 1.00  | 20925 | 2023 SA1685 CEPP N L-4 Levee Degrade-PS                      | 406010 | 5613222000 | 101307   | NR    | 3,000,000     |  |
| 1.00  | 30072 | 2023 SA1685 CEPP N Miami Canal Backfill                      | 425000 | 5613222000 | 101331   | NR    | 1,000,000     |  |
| 1.00  | 35486 | 2023 SA1685 CEPP NW NNR & MC Improv                          | 405000 | 5613222000 | 101020   | NR    | 5,326,160     |  |
| 1.00  | 30078 | 2023 SA1685 CEPP NW NNR & MC Improv                          | 425000 | 5613222000 | 101020   | NR    | 31,981,536    |  |
| 1.00  | 30075 | 2023 SA1685 CEPP NW Seepage Barrier Wall                     | 406010 | 5613222000 | 101313   | NR    | 11,000,000    |  |
| 1.00  | 30073 | 2023 SA1685 CERP L-6 Diversion                               | 425000 | 5613222000 | 101260   | NR    | 20,000,000    |  |
| 1.00  | 32007 | 2023 SA1685 CERP EAA STA Seepage Mgmnt                       | 425000 | 5613222000 | 101021   | NR    | 80,000,000    |  |
| 1.00  | 27167 | 2023 SA1685 CERP N L-5 Canal Imprvmts                        | 425000 | 5613222000 | 101308   | NR    | 2,220,477     |  |
| 1.00  | 30074 | 2023 SA1685 CERP S-8 Modifications                           | 425000 | 5613222000 | 101261   | NR    | 3,000,000     |  |
| 1.00  | 35521 | EAA: CEPP EAA STA & Comp                                     | 406010 | 5613222000 | 101021   | NR    | 719,967       |  |
| 1.00  | 24239 | EAA: CEPP EAA STA & Comp                                     | 406010 | 5613222000 | 101020   | NR    | 403,383       |  |
| 1.00  | 35494 | RB FY20 SA1640 CERP C-43 EAA/MWS                             | 425000 | 5613222000 | 101021   | 2049  | 189,833       |  |
| 14.00 |       | Total 580800 - Capital Outlay - Water Control Structures     |        |            |          |       | \$198,841,356 |  |
| 1.00  | 15517 | CEPP Biogeochemistry Equipment                               | 401000 | 4413163000 | 101008   | NR    | 10,000        |  |
| 1.00  |       | Total 589720 - Capital Outlay - Proj Systems Equip Purchases |        |            |          |       | \$10,000      |  |
|       |       | Total CENTRAL EVERGLADES STUDY                               |        |            |          |       | \$201,069,292 |  |

COMPREHENSIVE EVERGLADES REST. PLAN

P201 PROGRAM MANAGEMENT & SUPPORT

| Qty  | Item  | Name   | Fund   | FundCenter | Fund Prg | Grant | Amount      |
|------|-------|--|--------|------------|----------|-------|-------------|
| 7.30 | Total | 510100 - Salaries and Wages - Regular                        |        |            |          |       | \$711,991   |
| 7.30 | Total | 520900 - Fringe Benefits - FICA Taxes Employer Share         |        |            |          |       | \$54,468    |
| 7.30 | Total | 521010 - Fringe Benefits - FRS Retirement Contrib            |        |            |          |       | \$99,809    |
| 7.30 | Total | 521110 - Fringe Benefits - Medical Insurance                 |        |            |          |       | \$131,049   |
| 7.30 | Total | 521120 - Fringe Benefits - Dental Insurance                  |        |            |          |       | \$8,906     |
| 7.30 | Total | 521130 - Fringe Benefits - Vision Insurance                  |        |            |          |       | \$1,001     |
| 7.30 | Total | 521140 - Fringe Benefits - Accidental Death Dismemberment    |        |            |          |       | \$112       |
| 7.30 | Total | 521150 - Fringe Benefits - Long-Term Disability              |        |            |          |       | \$1,460     |
| 7.30 | Total | 521160 - Fringe Benefits - Life Insurance                    |        |            |          |       | \$1,877     |
| 1.00 | 15647 | Office Supplies - CERP                                       | 101000 | 3310110000 | NR       | NR    | 2,160       |
| 1.00 | Total | 541510 - Oper Expense - Parts,Supp - Office                  |        |            |          |       | \$2,160     |
| 1.00 | 16052 | Training & Conference - CERP Prg Support                     | 101000 | 3301139100 | NR       | NR    | 2,000       |
| 1.00 | Total | 542000 - Oper Expense - Conference Registrations             |        |            |          |       | \$2,000     |
| 1.00 | 15686 | Business Travel - CERP Prg Support                           | 101000 | 3301139100 | NR       | NR    | 7,340       |
| 1.00 | Total | 542100 - Oper Expense - District Travel                      |        |            |          |       | \$7,340     |
| 1.00 | 18342 | COPS Debt Service Principal                                  | 401000 | 9999999799 | NR       | NR    | 7,024,134   |
| 1.00 | Total | 560260 - Principal - COPS #2 (Certificates of Participation) |        |            |          |       | \$7,024,134 |
| 1.00 | 13019 | COPS Debt Service Interest                                   | 401000 | 9999999799 | NR       | NR    | 6,366,336   |
| 1.00 | 33541 | COPS Debt Service Interest                                   | 415000 | 9999999799 | NR       | NR    | 150,542     |

COMPREHENSIVE EVERGLADES REST. PLAN

P201 PROGRAM MANAGEMENT & SUPPORT

| Qty  | Item  | Name  | Fund | FundCenter | Fund Prg | Grant | Amount       |
|------|-------|---|------|------------|----------|-------|--------------|
| 2.00 | Total | 560270 - Interest - COPS #2 (Certificates of Participation) |      |            |          |       | \$6,516,878  |
|      | Total | PROGRAM MANAGEMENT & SUPPORT                                |      |            |          |       | \$14,563,185 |

COMPREHENSIVE EVERGLADES REST. PLAN

| P203 |       | RECOVER                    |        |            |  |       |           |  |
|------|-------|----------------------------|--------|------------|--|-------|-----------|--|
| Qty  | Item  | Name                       | Fund   | FundCenter | Fund Prg   | Grant | Amount    |  |
| 1.30 |       | Total                      | 510100 | -          | Salaries and Wages - Regular                     |       | \$103,023 |  |
| 1.30 |       | Total                      | 520900 | -          | Fringe Benefits - FICA Taxes Employer Share      |       | \$7,881   |  |
| 1.30 |       | Total                      | 521010 | -          | Fringe Benefits - FRS Retirement Contrib         |       | \$13,980  |  |
| 1.30 |       | Total                      | 521110 | -          | Fringe Benefits - Medical Insurance              |       | \$21,302  |  |
| 1.30 |       | Total                      | 521120 | -          | Fringe Benefits - Dental Insurance               |       | \$1,586   |  |
| 1.30 |       | Total                      | 521130 | -          | Fringe Benefits - Vision Insurance               |       | \$178     |  |
| 1.30 |       | Total                      | 521140 | -          | Fringe Benefits - Accidental Death Dismemberment |       | \$21      |  |
| 1.30 |       | Total                      | 521150 | -          | Fringe Benefits - Long-Term Disability           |       | \$260     |  |
| 1.30 |       | Total                      | 521160 | -          | Fringe Benefits - Life Insurance                 |       | \$334     |  |
| 1.00 | 15505 | LILA Imagery               | 101000 | 4413163000 | 100803   | NR    | 6,000     |  |
| 1.00 |       | Total                      | 530103 | -          | Cont Serv - Photographic Services                |       | \$6,000   |  |
| 1.00 | 15513 | LILA Vegetation Management | 101000 | 4413163000 | 100803   | NR    | 7,500     |  |
| 1.00 |       | Total                      | 530300 | -          | Cont Serv - Aquatic Spraying                     |       | \$7,500   |  |
| 1.00 | 15514 | LILA Maintenance           | 101000 | 4413163000 | 100803   | NR    | 25,000    |  |
| 1.00 |       | Total                      | 530600 | -          | Cont Serv - Maintenance and Repairs              |       | \$25,000  |  |
| 1.00 | 15507 | LILA - Pump Fuel           | 101000 | 4413163000 | 100803   | NR    | 1,500     |  |
| 1.00 |       | Total                      | 540030 | -          | Oper Expense - Inventory Other Fuels             |       | \$1,500   |  |
| 1.00 | 15509 | LILA Tools & Equipment     | 101000 | 4413163000 | 100803   | NR    | 6,000     |  |
| 1.00 |       | Total                      | 541400 | -          | Oper Expense - Tools/Equipment/PPE               |       | \$6,000   |  |



COMPREHENSIVE EVERGLADES REST. PLAN

| P203 |       | RECOVER  |        |            |          |       |           |  |
|------|-------|--|--------|------------|----------|-------|-----------|--|
| Qty  | Item  | Name   | Fund   | FundCenter | Fund Prg | Grant | Amount    |  |
| 1.00 | 15512 | LILA FPL Pump Utilities Electric                           | 101000 | 4413163000 | 100803   | NR    | 8,800     |  |
| 1.00 |       | Total 543701 - Oper Expense - Electrical Service           |        |            |          |       | \$8,800   |  |
| 1.00 | 15516 | LILA COOP with LNWR  | 101000 | 4413163000 | 100803   | NR    | 13,000    |  |
| 1.00 |       | Total 545020 - Oper Expense - Interagency Federal Matching |        |            |          |       | \$13,000  |  |
| 1.00 | 15521 | Faunal Responses to Hydrology LILA - FAU                   | 220000 | 4413163000 | 100803   | NR    | 70,000    |  |
| 1.00 | 15836 | LILA Herp - UM   | 220000 | 4413163000 | 100803   | NR    | 65,000    |  |
| 1.00 | 16209 | LILA Micro Biology - UM                                    | 220000 | 4413163000 | 100803   | NR    | 65,000    |  |
| 1.00 | 15628 | LILA Tree Islands and Hydrology                            | 225000 | 4413163000 | 100803   | NR    | 50,000    |  |
| 4.00 |       | Total 545040 - Oper Expense - Interagency Public Univ      |        |            |          |       | \$250,000 |  |
|      |       | Total RECOVER  |        |            |          |       | \$466,365 |  |

COMPREHENSIVE EVERGLADES REST. PLAN

| P207 | DATA MANAGEMENT PLAN |   |        |            |          |       |          |
|------|----------------------|---|--------|------------|----------|-------|----------|
| Qty  | Item                 | Name  | Fund   | FundCenter | Fund Prg | Grant | Amount   |
| .20  | Total                | 510100 - Salaries and Wages - Regular                     |        |            |          |       | \$17,672 |
| .20  | Total                | 520900 - Fringe Benefits - FICA Taxes Employer Share      |        |            |          |       | \$1,352  |
| .20  | Total                | 521010 - Fringe Benefits - FRS Retirement Contrib         |        |            |          |       | \$2,398  |
| .20  | Total                | 521110 - Fringe Benefits - Medical Insurance              |        |            |          |       | \$3,278  |
| .20  | Total                | 521120 - Fringe Benefits - Dental Insurance               |        |            |          |       | \$244    |
| .20  | Total                | 521130 - Fringe Benefits - Vision Insurance               |        |            |          |       | \$28     |
| .20  | Total                | 521140 - Fringe Benefits - Accidental Death Dismemberment |        |            |          |       | \$4      |
| .20  | Total                | 521150 - Fringe Benefits - Long-Term Disability           |        |            |          |       | \$40     |
| .20  | Total                | 521160 - Fringe Benefits - Life Insurance                 |        |            |          |       | \$52     |
| 1.00 | 14262                | QA/QC Oversight Support                                   | 101000 | 4512168100 | NR       | NR    | 25,000   |
| 1.00 | Total                | 530122 - Cont Serv - Science and Tech. Support Services   |        |            |          |       | \$25,000 |
| 1.00 | 15691                | QOT Travel  | 101000 | 4409160000 | NR       | NR    | 327      |
| 1.00 | Total                | 542100 - Oper Expense - District Travel                   |        |            |          |       | \$327    |
|      | Total                | DATA MANAGEMENT PLAN                                      |        |            |          |       | \$50,395 |

COMPREHENSIVE EVERGLADES REST. PLAN

| P209 |       | INTERAGENCY MODELING CENTER                |                             |            |  |       |           |             |
|------|-------|--|-----------------------------|------------|--|-------|-----------|-------------|
| Qty  | Item  | Name                                       | Fund                        | FundCenter | Fund Prg   | Grant | Amount    |             |
| 9.30 |       | Total                                      | 510100                      | -          | Salaries and Wages - Regular                     |       | \$963,789 |             |
| 9.30 |       | Total                                      | 520900                      | -          | Fringe Benefits - FICA Taxes Employer Share      |       | \$73,730  |             |
| 9.30 |       | Total                                      | 521010                      | -          | Fringe Benefits - FRS Retirement Contrib         |       | \$144,304 |             |
| 9.30 |       | Total                                      | 521110                      | -          | Fringe Benefits - Medical Insurance              |       | \$155,722 |             |
| 9.30 |       | Total                                      | 521120                      | -          | Fringe Benefits - Dental Insurance               |       | \$11,346  |             |
| 9.30 |       | Total                                      | 521130                      | -          | Fringe Benefits - Vision Insurance               |       | \$1,276   |             |
| 9.30 |       | Total                                      | 521140                      | -          | Fringe Benefits - Accidental Death Dismemberment |       | \$147     |             |
| 9.30 |       | Total                                      | 521150                      | -          | Fringe Benefits - Long-Term Disability           |       | \$1,860   |             |
| 9.30 |       | Total                                      | 521160                      | -          | Fringe Benefits - Life Insurance                 |       | \$2,392   |             |
| 1.00 | 15307 | H&H Tech Supt incl. Model Archiv<br>(SMMS) | 101000                      | 3210136200 | 101247   | NR    | 30,000    |             |
| 1.00 |       | Total                                      | 530900                      | -          | Cont Serv - Professional                         |       | \$30,000  |             |
|      |       | Total                                      | INTERAGENCY MODELING CENTER |            |  |       |           | \$1,384,566 |

COMPREHENSIVE EVERGLADES REST. PLAN

| P210 |       | ADAPTIVE ASSESSMENT & MONITORING         |        |            |  |       |             |  |
|------|-------|--|--------|------------|--|-------|-------------|--|
| Qty  | Item  | Name                                     | Fund   | FundCenter | Fund Prg   | Grant | Amount      |  |
| 4.65 |       | Total                                    | 510100 | -          | Salaries and Wages - Regular                     |       | \$336,748   |  |
| 4.65 |       | Total                                    | 520900 | -          | Fringe Benefits - FICA Taxes Employer Share      |       | \$25,761    |  |
| 4.65 |       | Total                                    | 521010 | -          | Fringe Benefits - FRS Retirement Contrib         |       | \$45,696    |  |
| 4.65 |       | Total                                    | 521110 | -          | Fringe Benefits - Medical Insurance              |       | \$77,625    |  |
| 4.65 |       | Total                                    | 521120 | -          | Fringe Benefits - Dental Insurance               |       | \$5,673     |  |
| 4.65 |       | Total                                    | 521130 | -          | Fringe Benefits - Vision Insurance               |       | \$637       |  |
| 4.65 |       | Total                                    | 521140 | -          | Fringe Benefits - Accidental Death Dismemberment |       | \$75        |  |
| 4.65 |       | Total                                    | 521150 | -          | Fringe Benefits - Long-Term Disability           |       | \$930       |  |
| 4.65 |       | Total                                    | 521160 | -          | Fringe Benefits - Life Insurance                 |       | \$1,191     |  |
| 1.00 | 15495 | RECOVER Northern Estuary Monitorg        | 225000 | 4411161000 | 100686   | NR    | 86,252      |  |
| 1.00 |       | Total                                    | 530100 | -          | Cont Serv - External Provider                    |       | \$86,252    |  |
| 1.00 | 34931 | C111 Spreader-Downstream Impacts         | 101000 | 4413163000 | 100686   | NR    | 75,000      |  |
| 1.00 |       | Total                                    | 530900 | -          | Cont Serv - Professional                         |       | \$75,000    |  |
| 1.00 | 15491 | Recover - Parts and Supplies             | 101000 | 4411161000 | 100686   | NR    | 25,000      |  |
| 1.00 |       | Total                                    | 541500 | -          | Oper Expense - Parts and Supplies                |       | \$25,000    |  |
| 1.00 | 34075 | CERP/RECOVER Monitoring                  | 225000 | 4411161000 | 100686   | NR    | 799,415     |  |
| 1.00 | 15493 | RECOVER Northern Estuary Monit'g - State | 225000 | 4411161000 | 100686   | NR    | 214,710     |  |
| 1.00 | 15523 | FHAP Part 1-Part 2 in dedicated one-time | 225000 | 4413163000 | 100686   | NR    | 113,294     |  |
| 1.00 | 34077 | FHAP Part 1-Part 2 in dedicated one-time | 101000 | 4413163000 | 100686   | NR    | 46,898      |  |
| 4.00 |       | Total                                    | 545010 | -          | Oper Expense - Interagency State of FL           |       | \$1,174,317 |  |

COMPREHENSIVE EVERGLADES REST. PLAN

P210 ADAPTIVE ASSESSMENT & MONITORING

| Qty  | Item  | Name  | Fund   | FundCenter | Fund Prg                               | Grant | Amount      |
|------|-------|---|--------|------------|--|-------|-------------|
| 1.00 | 15506 | Tree Island Plant Community WCA-3a<br>Monit | 225000 | 4413163000 | 100686                                 | NR    | 87,350      |
| 1.00 |       | Total                                       | 545040 | -          | Oper Expense - Interagency Public Univ |       | \$87,350    |
|      |       | Total                                       |        |            | ADAPTIVE ASSESSMENT & MONITORING       |       | \$1,942,255 |

COMPREHENSIVE EVERGLADES REST. PLAN

PB01 TEN MILE CREEK WPA CRP

| Qty | Item  | Name  | Fund | FundCenter | Fund Prg | Grant | Amount  |
|-----|-------|---|------|------------|----------|-------|---------|
| .10 | Total | 510100 - Salaries and Wages - Regular                     |      |            |          |       | \$6,231 |
| .10 | Total | 520900 - Fringe Benefits - FICA Taxes Employer Share      |      |            |          |       | \$477   |
| .10 | Total | 521010 - Fringe Benefits - FRS Retirement Contrib         |      |            |          |       | \$846   |
| .10 | Total | 521110 - Fringe Benefits - Medical Insurance              |      |            |          |       | \$1,639 |
| .10 | Total | 521120 - Fringe Benefits - Dental Insurance               |      |            |          |       | \$122   |
| .10 | Total | 521130 - Fringe Benefits - Vision Insurance               |      |            |          |       | \$14    |
| .10 | Total | 521140 - Fringe Benefits - Accidental Death Dismemberment |      |            |          |       | \$2     |
| .10 | Total | 521150 - Fringe Benefits - Long-Term Disability           |      |            |          |       | \$20    |
| .10 | Total | 521160 - Fringe Benefits - Life Insurance                 |      |            |          |       | \$26    |
|     | Total | TEN MILE CREEK WPA CRP                                    |      |            |          |       | \$9,377 |

COMPREHENSIVE EVERGLADES REST. PLAN

| PH99  | CERP SUPPORT |   | Fund   | FundCenter | Fund Prg | Grant | Amount    |
|-------|--------------|---|--------|------------|----------|-------|-----------|
| Qty   | Item         | Name  |        |            |          |       |           |
| 5.10  | Total        | 510100 - Salaries and Wages - Regular                     |        |            |          |       | \$482,484 |
| 5.10  | Total        | 520900 - Fringe Benefits - FICA Taxes Employer Share      |        |            |          |       | \$36,909  |
| 5.10  | Total        | 521010 - Fringe Benefits - FRS Retirement Contrib         |        |            |          |       | \$67,649  |
| 5.10  | Total        | 521110 - Fringe Benefits - Medical Insurance              |        |            |          |       | \$85,476  |
| 5.10  | Total        | 521120 - Fringe Benefits - Dental Insurance               |        |            |          |       | \$6,222   |
| 5.10  | Total        | 521130 - Fringe Benefits - Vision Insurance               |        |            |          |       | \$700     |
| 5.10  | Total        | 521140 - Fringe Benefits - Accidental Death Dismemberment |        |            |          |       | \$84      |
| 5.10  | Total        | 521150 - Fringe Benefits - Long-Term Disability           |        |            |          |       | \$1,020   |
| 5.10  | Total        | 521160 - Fringe Benefits - Life Insurance                 |        |            |          |       | \$1,311   |
| 48.00 | Total        | 529990 - Fringe Benefits - Other Personnel Benefits       |        |            |          |       | \$667,930 |
| 1.00  | 34063        | Ecosystem Restoration-Permitting                          | 202000 | 1010200000 | NR       | NR    | 483,600   |
| 1.00  | Total        | 530100 - Cont Serv - External Provider                    |        |            |          |       | \$483,600 |
| 1.00  | 14278        | ANSYS Software Maint                                      | 101000 | 2215117000 | NR       | NR    | 51,968    |
| 1.00  | Total        | 530602 - Cont Serv - Maint & Repairs - Computer Software  |        |            |          |       | \$51,968  |
| 1.00  | 26020        | Safety Shoes  | 101000 | 3310110000 | NR       | NR    | 450       |
| 1.00  | Total        | 541302 - Oper Expense - Safety Shoes                      |        |            |          |       | \$450     |
| 1.00  | 15059        | Small Tools & Field Supplies                              | 101000 | 3310110000 | NR       | NR    | 1,000     |
| 1.00  | Total        | 541400 - Oper Expense - Tools/Equipment/PPE               |        |            |          |       | \$1,000   |
| 1.00  | 16050        | Training & Conference - CERP NC                           | 101000 | 3301139100 | NR       | NR    | 2,970     |

COMPREHENSIVE EVERGLADES REST. PLAN

| PH99 | CERP SUPPORT |                                       | Fund   | FundCenter | Fund Prg                                 | Grant | Amount       |
|------|--------------|---------------------------------------|--------|------------|--|-------|--------------|
| Qty  | Item         | Name                                  |        |            |  |       |              |
| 1.00 |              | Total                                 | 542000 | -          | Oper Expense - Conference Registrations  |       | \$2,970      |
| 1.00 | 15097        | CERP - Central Service Indirect Costs | 101000 | 9999999699 | NR                                       | NR    | 3,332,968    |
| 1.00 |              | Total                                 | 543900 | -          | Oper Expense - Central Services Indirect |       | \$3,332,968  |
| 1.00 | 32010        | 2023 SA1685 CERP - Clewiston FS       | 425000 | 5613222000 | 101171                                   | NR    | 15,000,000   |
| 1.00 | 32012        | 2023 SA1685 CERP - Okeechobee FS      | 425000 | 5613222000 | 101087                                   | NR    | 18,300,000   |
| 2.00 |              | Total                                 | 580100 | -          | Capital Outlay - Buildings               |       | \$33,300,000 |
|      |              | Total                                 |        |            | CERP SUPPORT                             |       | \$38,522,741 |



COMPREHENSIVE EVERGLADES REST. PLAN

| PK03 | C-111/MWD/CSOP |   | Fund   | FundCenter | Fund Prg | Grant | Amount       |
|------|----------------|---|--------|------------|----------|-------|--------------|
| Qty  | Item           | Name  |        |            |          |       |              |
| .30  | Total          | 510100 - Salaries and Wages - Regular                     |        |            |          |       | \$28,113     |
| .30  | Total          | 520900 - Fringe Benefits - FICA Taxes Employer Share      |        |            |          |       | \$2,151      |
| .30  | Total          | 521010 - Fringe Benefits - FRS Retirement Contrib         |        |            |          |       | \$3,815      |
| .30  | Total          | 521110 - Fringe Benefits - Medical Insurance              |        |            |          |       | \$4,916      |
| .30  | Total          | 521120 - Fringe Benefits - Dental Insurance               |        |            |          |       | \$366        |
| .30  | Total          | 521130 - Fringe Benefits - Vision Insurance               |        |            |          |       | \$41         |
| .30  | Total          | 521140 - Fringe Benefits - Accidental Death Dismemberment |        |            |          |       | \$5          |
| .30  | Total          | 521150 - Fringe Benefits - Long-Term Disability           |        |            |          |       | \$60         |
| .30  | Total          | 521160 - Fringe Benefits - Life Insurance                 |        |            |          |       | \$77         |
| 1.00 | 30045          | 2023 SA1685 S-332B PS Replacement                         | 425000 | 5613222000 | 101288   | NR    | 10,000,000   |
| 1.00 | Total          | 580800 - Capital Outlay - Water Control Structures        |        |            |          |       | \$10,000,000 |
|      | Total          | C-111/MWD/CSOP  |        |            |          |       | \$10,039,544 |

MODELING & SCIENTIFIC SUPPORT

SA11 MODELING SUPPORT & PROCESS IMPROVEMENT

| Qty  | Item  | Name  | Fund   | FundCenter | Fund Prg | Grant | Amount    |
|------|-------|---|--------|------------|----------|-------|-----------|
| 1.75 | Total | 510100 - Salaries and Wages - Regular                     |        |            |          |       | \$181,011 |
| 1.75 | Total | 520900 - Fringe Benefits - FICA Taxes Employer Share      |        |            |          |       | \$13,848  |
| 1.75 | Total | 521010 - Fringe Benefits - FRS Retirement Contrib         |        |            |          |       | \$25,356  |
| 1.75 | Total | 521110 - Fringe Benefits - Medical Insurance              |        |            |          |       | \$29,871  |
| 1.75 | Total | 521120 - Fringe Benefits - Dental Insurance               |        |            |          |       | \$2,135   |
| 1.75 | Total | 521130 - Fringe Benefits - Vision Insurance               |        |            |          |       | \$244     |
| 1.75 | Total | 521140 - Fringe Benefits - Accidental Death Dismemberment |        |            |          |       | \$30      |
| 1.75 | Total | 521150 - Fringe Benefits - Long-Term Disability           |        |            |          |       | \$350     |
| 1.75 | Total | 521160 - Fringe Benefits - Life Insurance                 |        |            |          |       | \$450     |
| 1.00 | 13700 | H&H Technical Review Support                              | 101000 | 3210136100 | 101247   | NR    | 15,000    |
| 1.00 | 33512 | H&H Tech Supt incl. Model Archivg (SMMS)                  | 101000 | 3210136200 | 101247   | NR    | 33,841    |
| 1.00 | 23018 | Model Archive (WMDs)                                      | 214003 | 3210136200 | 101247   | NR    | 50,000    |
| 3.00 | Total | 530900 - Cont Serv - Professional                         |        |            |          |       | \$98,841  |
| 1.00 | 12579 | Books & Subscriptions                                     | 101000 | 3210136000 | NR       | NR    | 540       |
| 1.00 | Total | 541100 - Oper Expense - Books/Subscriptions               |        |            |          |       | \$540     |
| 1.00 | 13438 | Training & Conferences                                    | 101000 | 5601220100 | NR       | NR    | 3,009     |
| 1.00 | Total | 542000 - Oper Expense - Conference Registrations          |        |            |          |       | \$3,009   |
| 1.00 | 20025 | Training Travel   | 101000 | 5601220100 | NR       | NR    | 900       |
| 1.00 | Total | 542300 - Oper Expense - Travel for Training               |        |            |          |       | \$900     |

MODELING & SCIENTIFIC SUPPORT

SA11 MODELING SUPPORT & PROCESS IMPROVEMENT

| Qty  | Item  | Name                 | Fund                                   | FundCenter | Fund Prg                                  | Grant | Amount  |           |
|------|-------|----------------------|--|------------|---|-------|---------|-----------|
| 1.00 | 12581 | Dues and Memberships | 101000                                 | 3210136000 | NR  | NR    | 225     |           |
| 1.00 |       | Total                | 542310                                 | -          | Oper Expense - Memberships, Dues and Fees |       | \$225   |           |
| 1.00 | 11984 | P.E. Licenses - H&H  | 101000                                 | 3210136000 | NR  | NR    | 3,991   |           |
| 1.00 |       | Total                | 542400                                 | -          | Oper Expense - Professional Licenses      |       | \$3,991 |           |
|      |       | Total                | MODELING SUPPORT & PROCESS IMPROVEMENT |            |   |       |         | \$360,801 |

MODELING & SCIENTIFIC SUPPORT

| SA12 | MODEL MAINTENANCE / ENHANCEMENT |                                 |   |  | Fund | FundCenter | Fund Prg | Grant | Amount    |
|------|---------------------------------|---------------------------------|---|--|------|------------|----------|-------|-----------|
| Qty  | Item                            | Name                            |   |  |      |            |          |       |           |
| 3.85 | Total                           | 510100                          | - | Salaries and Wages - Regular                     |      |            |          |       | \$337,053 |
| 3.85 | Total                           | 520900                          | - | Fringe Benefits - FICA Taxes Employer Share      |      |            |          |       | \$25,785  |
| 3.85 | Total                           | 521010                          | - | Fringe Benefits - FRS Retirement Contrib         |      |            |          |       | \$45,736  |
| 3.85 | Total                           | 521110                          | - | Fringe Benefits - Medical Insurance              |      |            |          |       | \$63,561  |
| 3.85 | Total                           | 521120                          | - | Fringe Benefits - Dental Insurance               |      |            |          |       | \$4,697   |
| 3.85 | Total                           | 521130                          | - | Fringe Benefits - Vision Insurance               |      |            |          |       | \$528     |
| 3.85 | Total                           | 521140                          | - | Fringe Benefits - Accidental Death Dismemberment |      |            |          |       | \$60      |
| 3.85 | Total                           | 521150                          | - | Fringe Benefits - Long-Term Disability           |      |            |          |       | \$770     |
| 3.85 | Total                           | 521160                          | - | Fringe Benefits - Life Insurance                 |      |            |          |       | \$990     |
|      | Total                           | MODEL MAINTENANCE / ENHANCEMENT |   |  |      |            |          |       | \$479,180 |

MODELING & SCIENTIFIC SUPPORT

| SA13 | MODEL IMPLEMENTATION / APPLICATION |                                    |   |  | Fund | FundCenter | Fund Prg | Grant | Amount    |
|------|------------------------------------|------------------------------------|---|--|------|------------|----------|-------|-----------|
| Qty  | Item                               | Name                               |   |  |      |            |          |       |           |
| 2.70 | Total                              | 510100                             | - | Salaries and Wages - Regular                     |      |            |          |       | \$252,132 |
| 2.70 | Total                              | 520900                             | - | Fringe Benefits - FICA Taxes Employer Share      |      |            |          |       | \$19,288  |
| 2.70 | Total                              | 521010                             | - | Fringe Benefits - FRS Retirement Contrib         |      |            |          |       | \$35,984  |
| 2.70 | Total                              | 521110                             | - | Fringe Benefits - Medical Insurance              |      |            |          |       | \$45,194  |
| 2.70 | Total                              | 521120                             | - | Fringe Benefits - Dental Insurance               |      |            |          |       | \$3,294   |
| 2.70 | Total                              | 521130                             | - | Fringe Benefits - Vision Insurance               |      |            |          |       | \$371     |
| 2.70 | Total                              | 521140                             | - | Fringe Benefits - Accidental Death Dismemberment |      |            |          |       | \$42      |
| 2.70 | Total                              | 521150                             | - | Fringe Benefits - Long-Term Disability           |      |            |          |       | \$540     |
| 2.70 | Total                              | 521160                             | - | Fringe Benefits - Life Insurance                 |      |            |          |       | \$695     |
|      | Total                              | MODEL IMPLEMENTATION / APPLICATION |   |  |      |            |          |       | \$357,540 |

MODELING & SCIENTIFIC SUPPORT

| SA14 | FLOOD PROTECTION LOS AND SEA LEVEL RISE RESILIENCY |  |  |            |  |       |             |             |
|------|--|--|--|------------|--|-------|-------------|-------------|
| Qty  | Item   | Name                                     | Fund   | FundCenter | Fund Prg   | Grant | Amount      |             |
| 4.00 |  | Total                                    | 510100   | -          | Salaries and Wages - Regular                     |       | \$423,800   |             |
| 4.00 |  | Total                                    | 520900   | -          | Fringe Benefits - FICA Taxes Employer Share      |       | \$32,424    |             |
| 4.00 |  | Total                                    | 521010   | -          | Fringe Benefits - FRS Retirement Contrib         |       | \$60,048    |             |
| 4.00 |  | Total                                    | 521110   | -          | Fringe Benefits - Medical Insurance              |       | \$66,505    |             |
| 4.00 |  | Total                                    | 521120   | -          | Fringe Benefits - Dental Insurance               |       | \$4,880     |             |
| 4.00 |  | Total                                    | 521130   | -          | Fringe Benefits - Vision Insurance               |       | \$554       |             |
| 4.00 |  | Total                                    | 521140   | -          | Fringe Benefits - Accidental Death Dismemberment |       | \$72        |             |
| 4.00 |  | Total                                    | 521150   | -          | Fringe Benefits - Long-Term Disability           |       | \$800       |             |
| 4.00 |  | Total                                    | 521160   | -          | Fringe Benefits - Life Insurance                 |       | \$1,034     |             |
| 1.00 | 33531  | Flood Protection Level of Service Assess | 101000   | 3210136000 | 100962   | NR    | 65,000      |             |
| 1.00 | 25700  | Flood Protection Level of Service Assess | 202000   | 3210136000 | 100962   | NR    | 700,000     |             |
| 1.00 | 19265  | BCB Regional Watershed Model Update      | 203000   | 3210136100 | NR   | NR    | 100,000     |             |
| 1.00 | 33529  | Corkscrew Swamp Modeling                 | 203000   | 3210136100 | NR   | NR    | 245,760     |             |
| 1.00 | 21019  | Sea Lev Rise & Climate Change Studies    | 101000   | 3210136200 | 100888   | NR    | 35,000      |             |
| 5.00 |  | Total                                    | 530100   | -          | Cont Serv - External Provider                    |       | \$1,145,760 |             |
|      |  | Total                                    | FLOOD PROTECTION LOS AND SEA LEVEL RISE RESILIENCY |            |  |       |             | \$1,735,877 |

MODELING & SCIENTIFIC SUPPORT

SB11 WATER QUALITY MONITORING OPERATIONS

| Qty  | Item  | Name                                    | Fund   | FundCenter | Fund Prg   | Grant | Amount   |
|------|-------|---|--------|------------|--|-------|----------|
| 1.00 |       | Total                                   | 510100 | -          | Salaries and Wages - Regular                     |       | \$45,323 |
| 1.00 | 15876 | WQM Uniform Stipend                     | 101000 | 4513169200 | NR   | NR    | 8,464    |
| 1.00 |       | Total                                   | 520090 | -          | Fringe Benefits - Uniform Allowance              |       | \$8,464  |
| 1.00 |       | Total                                   | 520900 | -          | Fringe Benefits - FICA Taxes Employer Share      |       | \$3,467  |
| 1.00 |       | Total                                   | 521010 | -          | Fringe Benefits - FRS Retirement Contrib         |       | \$6,150  |
| 1.00 |       | Total                                   | 521110 | -          | Fringe Benefits - Medical Insurance              |       | \$16,385 |
| 1.00 |       | Total                                   | 521120 | -          | Fringe Benefits - Dental Insurance               |       | \$1,220  |
| 1.00 |       | Total                                   | 521130 | -          | Fringe Benefits - Vision Insurance               |       | \$137    |
| 1.00 |       | Total                                   | 521140 | -          | Fringe Benefits - Accidental Death Dismemberment |       | \$15     |
| 1.00 |       | Total                                   | 521150 | -          | Fringe Benefits - Long-Term Disability           |       | \$200    |
| 1.00 |       | Total                                   | 521160 | -          | Fringe Benefits - Life Insurance                 |       | \$257    |
| 1.00 | 16066 | WQM Contractual Services                | 202000 | 4513169600 | NR   | NR    | 10,500   |
| 1.00 | 12742 | WQM Site Install, Repair & Maintenance  | 101000 | 4513169600 | NR   | NR    | 17,300   |
| 2.00 |       | Total                                   | 530100 | -          | Cont Serv - External Provider                    |       | \$27,800 |
| 1.00 | 33525 | Continuous Monitoring Network M&R       | 101000 | 4513169000 | NR   | NR    | 10,000   |
| 1.00 | 91    | WQM Site / Equipment Install M&R        | 101000 | 4513169200 | NR   | NR    | 22,469   |
| 1.00 | 12309 | DI/RO Water Sys Maintenance-Okee WQ Lab | 101000 | 4513169300 | NR   | NR    | 5,100    |
| 1.00 | 12310 | WQM Equipment Maintenance & Repair      | 101000 | 4513169300 | NR   | NR    | 4,000    |
| 4.00 |       | Total                                   | 530600 | -          | Cont Serv - Maintenance and Repairs              |       | \$41,569 |
| 1.00 | 12311 | Mail/Courier                            | 101000 | 4513169300 | NR   | NR    | 14,850   |
| 1.00 | 24667 | Mail/Courier                            | 202000 | 4513169300 | NR   | NR    | 4,650    |

MODELING & SCIENTIFIC SUPPORT

SB11 WATER QUALITY MONITORING OPERATIONS

| Qty  | Item  | Name  | Fund   | FundCenter | Fund Prg | Grant | Amount   |
|------|-------|---|--------|------------|----------|-------|----------|
| 2.00 |       | Total 531200 - Cont Serv - Mail/Courier               |        |            |          |       | \$19,500 |
| 1.00 | 16159 | Aircraft Fuel   | 101000 | 2110108500 | NR       | NR    | 50,001   |
| 1.00 |       | Total 540030 - Oper Expense - Inventory Other Fuels   |        |            |          |       | \$50,001 |
| 1.00 | 18244 | Engine Maintenance Manuals                            | 101000 | 2110108500 | NR       | NR    | 320      |
| 1.00 |       | Total 541100 - Oper Expense - Books/Subscriptions     |        |            |          |       | \$320    |
| 1.00 | 95    | WQM Uniforms  | 101000 | 4513169200 | NR       | NR    | 6,500    |
| 1.00 | 12313 | WQM Uniforms  | 101000 | 4513169300 | NR       | NR    | 1,100    |
| 2.00 |       | Total 541301 - Oper Expense - District Uniforms       |        |            |          |       | \$7,600  |
| 1.00 | 12316 | WQM Sampling Equipment, Small Tools                   | 101000 | 4513169200 | NR       | NR    | 9,450    |
| 1.00 | 12315 | WQM Small Tools & Equipment                           | 101000 | 4513169300 | NR       | NR    | 4,500    |
| 2.00 |       | Total 541400 - Oper Expense - Tools/Equipment/PPE     |        |            |          |       | \$13,950 |
| 1.00 | 18223 | Parts & Supplies                                      | 101000 | 2110108500 | NR       | NR    | 8,321    |
| 1.00 | 15643 | WQ Monitoring Field Supplies                          | 101000 | 4513169100 | NR       | NR    | 1,125    |
| 1.00 | 33526 | Continuous Monitoring                                 | 101000 | 4513169200 | NR       | NR    | 9,000    |
| 1.00 | 34406 | Hicpo Enhnce-WQM Supplies                             | 101000 | 4513169200 | NR       | NR    | 1,000    |
| 1.00 | 15265 | WQM Field Parts & Supplies                            | 101000 | 4513169200 | NR       | NR    | 6,104    |
| 1.00 | 24668 | WQM Field Parts and Supplies                          | 202000 | 4513169200 | NR       | NR    | 2,722    |
| 1.00 | 34408 | 10 Mi Creek-Routine WQM Supplies                      | 202000 | 4513169300 | NR       | NR    | 1,000    |
| 7.00 |       | Total 541500 - Oper Expense - Parts and Supplies      |        |            |          |       | \$29,272 |
| 1.00 | 92    | WQM Parts, Supplies, & Exp - Automotive               | 101000 | 4513169200 | NR       | NR    | 4,000    |
| 1.00 |       | Total 541502 - Oper Expense - Parts,Supp - Fleet      |        |            |          |       | \$4,000  |
| 1.00 | 34282 | Allapattah Rest-WQMS Field Supplies                   | 202000 | 4513169200 | NR       | NR    | 1,500    |
| 1.00 | 11974 | WQM Field Supplies and Lab Standards                  | 101000 | 4513169200 | NR       | NR    | 15,000   |
| 1.00 | 12312 | WQM Field Supplies & Lab Standards                    | 101000 | 4513169300 | NR       | NR    | 28,200   |
| 3.00 |       | Total 541506 - Oper Expense - Parts,Supp - Laboratory |        |            |          |       | \$44,700 |
| 1.00 | 12014 | WQ Monitoring Office Supplies                         | 101000 | 4513169100 | NR       | NR    | 781      |



MODELING & SCIENTIFIC SUPPORT

SB11 WATER QUALITY MONITORING OPERATIONS

| Qty  | Item  | Name                                  | Fund                                | FundCenter | Fund Prg                                | Grant | Amount   |           |
|------|-------|---------------------------------------|-------------------------------------|------------|---|-------|----------|-----------|
| 1.00 |       | Total                                 | 541510                              | -          | Oper Expense - Parts,Supp - Office      |       | \$781    |           |
| 1.00 | 15301 | Replacement Field Equipment           | 101000                              | 4513169200 | NR                                      | NR    | 34,500   |           |
| 1.00 | 33524 | Continuous Monir'g Network Repl Equip | 101000                              | 4513169600 | NR                                      | NR    | 35,000   |           |
| 2.00 |       | Total                                 | 541590                              | -          | Oper Expense - Attractive Items         |       | \$69,500 |           |
| 1.00 | 13441 | Training & Conferences                | 101000                              | 4409160000 | NR                                      | NR    | 2,903    |           |
| 1.00 |       | Total                                 | 542000                              | -          | Oper Expense - Conference Registrations |       | \$2,903  |           |
| 1.00 | 15659 | District Travel - Non Training WQM    | 101000                              | 4409160000 | NR                                      | NR    | 10,114   |           |
| 1.00 |       | Total                                 | 542100                              | -          | Oper Expense - District Travel          |       | \$10,114 |           |
| 1.00 | 18227 | Bell Helicopter Recurrent Training    | 101000                              | 2110108500 | NR                                      | NR    | 4,860    |           |
| 1.00 | 12314 | Certified Quality Auditor             | 101000                              | 4513169100 | NR                                      | NR    | 285      |           |
| 2.00 |       | Total                                 | 542400                              | -          | Oper Expense - Professional Licenses    |       | \$5,145  |           |
|      |       | Total                                 | WATER QUALITY MONITORING OPERATIONS |            |   |       |          | \$408,773 |

MODELING & SCIENTIFIC SUPPORT

SB12 WATER QUALITY MONITORING - COMPLIANCE

| Qty   | Item  | Name  | Fund   | FundCenter | Fund Prg | Grant | Amount      |             |
|-------|-------|---|--------|------------|----------|-------|-------------|-------------|
| 16.85 | Total | 510100 - Salaries and Wages - Regular                     |        |            |          |       | \$1,053,828 |             |
| 16.85 | Total | 520900 - Fringe Benefits - FICA Taxes Employer Share      |        |            |          |       | \$80,619    |             |
| 16.85 | Total | 521010 - Fringe Benefits - FRS Retirement Contrib         |        |            |          |       | \$147,998   |             |
| 16.85 | Total | 521110 - Fringe Benefits - Medical Insurance              |        |            |          |       | \$278,002   |             |
| 16.85 | Total | 521120 - Fringe Benefits - Dental Insurance               |        |            |          |       | \$20,557    |             |
| 16.85 | Total | 521130 - Fringe Benefits - Vision Insurance               |        |            |          |       | \$2,308     |             |
| 16.85 | Total | 521140 - Fringe Benefits - Accidental Death Dismemberment |        |            |          |       | \$251       |             |
| 16.85 | Total | 521150 - Fringe Benefits - Long-Term Disability           |        |            |          |       | \$3,370     |             |
| 16.85 | Total | 521160 - Fringe Benefits - Life Insurance                 |        |            |          |       | \$4,144     |             |
| 1.00  | 20036 | Fish Coil Hg Comp Mon (Downstream)                        | 101000 | 4513169400 | NR       | NR    | 1,790       |             |
| 1.00  | 12746 | Fish Coll Hg Comp Mon (Downstream)                        | 101000 | 4513169400 | NR       | NR    | 23,860      |             |
| 1.00  | 16056 | Fish Coll Hg Comp Mon (Downstream)                        | 202000 | 4513169400 | NR       | NR    | 1,210       |             |
| 3.00  | Total | 545010 - Oper Expense - Interagency State of FL           |        |            |          |       | \$26,860    |             |
| 1.00  | 12013 | ENP SW Monitor & Marine Network Support                   | 101000 | 4513169400 | NR       | NR    | 202,750     |             |
| 1.00  | Total | 545020 - Oper Expense - Interagency Federal Matching      |        |            |          |       | \$202,750   |             |
| 1.00  | 12743 | NADP/MDN - Hg Deposition Comp Mon                         | 101000 | 4513169400 | NR       | NR    | 29,001      |             |
| 1.00  | Total | 545040 - Oper Expense - Interagency Public Univ           |        |            |          |       | \$29,001    |             |
|       | Total | WATER QUALITY MONITORING - COMPLIANCE                     |        |            |          |       |             | \$1,849,688 |

MODELING & SCIENTIFIC SUPPORT

SB14 WTR QUALITY MONITORING - MISSION DRIVEN

| Qty  | Item  | Name  | Fund   | FundCenter | Fund Prg | Grant | Amount    |
|------|-------|---|--------|------------|----------|-------|-----------|
| 7.40 | Total | 510100 - Salaries and Wages - Regular                     |        |            |          |       | \$475,302 |
| 7.40 | Total | 520900 - Fringe Benefits - FICA Taxes Employer Share      |        |            |          |       | \$36,360  |
| 7.40 | Total | 521010 - Fringe Benefits - FRS Retirement Contrib         |        |            |          |       | \$70,359  |
| 7.40 | Total | 521110 - Fringe Benefits - Medical Insurance              |        |            |          |       | \$122,206 |
| 7.40 | Total | 521120 - Fringe Benefits - Dental Insurance               |        |            |          |       | \$9,028   |
| 7.40 | Total | 521130 - Fringe Benefits - Vision Insurance               |        |            |          |       | \$1,014   |
| 7.40 | Total | 521140 - Fringe Benefits - Accidental Death Dismemberment |        |            |          |       | \$113     |
| 7.40 | Total | 521150 - Fringe Benefits - Long-Term Disability           |        |            |          |       | \$1,480   |
| 7.40 | Total | 521160 - Fringe Benefits - Life Insurance                 |        |            |          |       | \$1,833   |
| 1.00 | 15117 | Cont Serv - Caloosahatchee Estuary M/R                    | 101000 | 5511184600 | NR       | NR    | 3,960     |
| 1.00 | Total | 530100 - Cont Serv - External Provider                    |        |            |          |       | \$3,960   |
| 1.00 | 23019 | WQMS Contingent Worker Support                            | 202000 | 4513169600 | NR       | NR    | 3,000     |
| 1.00 | Total | 530122 - Cont Serv - Science and Tech. Support Services   |        |            |          |       | \$3,000   |
| 1.00 | 34432 | C23/C24 Sec B-NEEPP Sec C - ASD Lab Supp                  | 202000 | 4511167100 | NR       | NR    | 1,040     |
| 1.00 | 34416 | C23/C24 Sec B-NEEPP Sec C - WQMS Lab Sup                  | 202000 | 4513169300 | NR       | NR    | 1,000     |
| 2.00 | Total | 541506 - Oper Expense - Parts,Supp - Laboratory           |        |            |          |       | \$2,040   |
|      | Total | WTR QUALITY MONITORING - MISSION DRIVEN                   |        |            |          |       | \$726,695 |

MODELING & SCIENTIFIC SUPPORT

SB31 ANALYTICAL SERVICES INTERNAL

| Qty  | Item  | Name  | Fund   | FundCenter | Fund Prg | Grant | Amount    |
|------|-------|---|--------|------------|----------|-------|-----------|
| 9.30 | Total | 510100 - Salaries and Wages - Regular                     |        |            |          |       | \$681,280 |
| 9.30 | Total | 520900 - Fringe Benefits - FICA Taxes Employer Share      |        |            |          |       | \$52,117  |
| 9.30 | Total | 521010 - Fringe Benefits - FRS Retirement Contrib         |        |            |          |       | \$96,606  |
| 9.30 | Total | 521110 - Fringe Benefits - Medical Insurance              |        |            |          |       | \$152,382 |
| 9.30 | Total | 521120 - Fringe Benefits - Dental Insurance               |        |            |          |       | \$11,346  |
| 9.30 | Total | 521130 - Fringe Benefits - Vision Insurance               |        |            |          |       | \$1,274   |
| 9.30 | Total | 521140 - Fringe Benefits - Accidental Death Dismemberment |        |            |          |       | \$134     |
| 9.30 | Total | 521150 - Fringe Benefits - Long-Term Disability           |        |            |          |       | \$1,860   |
| 9.30 | Total | 521160 - Fringe Benefits - Life Insurance                 |        |            |          |       | \$2,255   |
| 1.00 | 12447 | Autoclave Maintenance                                     | 101000 | 4511167100 | NR       | NR    | 4,320     |
| 1.00 | 12320 | DI/RO Water System Maintenance                            | 101000 | 4511167100 | NR       | NR    | 7,830     |
| 1.00 | 27244 | Laboratory Maintenance & Repairs                          | 101000 | 4511167100 | NR       | NR    | 37,500    |
| 1.00 | 12323 | Maint & Repair of Misc Lab Equipment                      | 101000 | 4511167100 | NR       | NR    | 23,400    |
| 1.00 | 12324 | Spectrometers Maintenance                                 | 101000 | 4511167100 | NR       | NR    | 19,800    |
| 1.00 | 15071 | Universal Lab Equipment Maint Contract                    | 101000 | 4511167100 | NR       | NR    | 23,500    |
| 6.00 | Total | 530600 - Cont Serv - Maintenance and Repairs              |        |            |          |       | \$116,350 |
| 1.00 | 12739 | Hazardous Waste Disposal                                  | 101000 | 4511167100 | NR       | NR    | 700       |
| 1.00 | Total | 531103 - Cont Serv - Waste Disposal Services              |        |            |          |       | \$700     |
| 1.00 | 12326 | Lab Coats   | 101000 | 4511167100 | NR       | NR    | 1,730     |
| 1.00 | Total | 541301 - Oper Expense - District Uniforms                 |        |            |          |       | \$1,730   |
| 1.00 | 14210 | Gasses for Lab Instrumentation                            | 101000 | 4511167100 | NR       | NR    | 10,000    |
| 1.00 | 12330 | Lab P/S Operations  | 101000 | 4511167100 | NR       | NR    | 5,040     |

MODELING & SCIENTIFIC SUPPORT

SB31 ANALYTICAL SERVICES INTERNAL

| Qty  | Item  | Name   | Fund   | FundCenter | Fund Prg | Grant | Amount      |
|------|-------|--|--------|------------|----------|-------|-------------|
| 1.00 | 27245 | Laboratory Parts & Supplies                            | 101000 | 4511167100 | NR       | NR    | 15,000      |
| 3.00 |       | Total 541506 - Oper Expense - Parts,Supp - Laboratory  |        |            |          |       | \$30,040    |
| 1.00 | 15709 | Office Supplies  | 101000 | 4511167100 | NR       | NR    | 1,579       |
| 1.00 |       | Total 541510 - Oper Expense - Parts,Supp - Office      |        |            |          |       | \$1,579     |
| 1.00 | 17085 | Training and Conferences                               | 101000 | 4409160000 | NR       | NR    | 6,300       |
| 1.00 |       | Total 542000 - Oper Expense - Conference Registrations |        |            |          |       | \$6,300     |
| 1.00 | 14212 | Fees for Lab Perfrmnc Evaluation Studies               | 101000 | 4511167100 | NR       | NR    | 10,890      |
| 1.00 |       | Total 543300 - Oper Expense - Other Fees               |        |            |          |       | \$10,890    |
| 1.00 | 94    | Lab Permits & Certifications                           | 101000 | 4511167100 | NR       | NR    | 5,000       |
| 1.00 |       | Total 543301 - Oper Expense - Permits & Fees           |        |            |          |       | \$5,000     |
| 1.00 | 15304 | Replacement Lab Equipment                              | 401000 | 4511167100 | NR       | NR    | 90,500      |
| 1.00 |       | Total 589300 - Capital Outlay - Equipment              |        |            |          |       | \$90,500    |
|      |       | Total ANALYTICAL SERVICES INTERNAL                     |        |            |          |       | \$1,262,343 |

MODELING & SCIENTIFIC SUPPORT

| SB32 | ANALYTICAL SERVICES EXTERNAL |  |        |            |  |       |           |
|------|------------------------------|--|--------|------------|--|-------|-----------|
| Qty  | Item                         | Name                                     | Fund   | FundCenter | Fund Prg   | Grant | Amount    |
| 7.70 |                              | Total                                    | 510100 | -          | Salaries and Wages - Regular                     |       | \$459,871 |
| 7.70 |                              | Total                                    | 520900 | -          | Fringe Benefits - FICA Taxes Employer Share      |       | \$35,181  |
| 7.70 |                              | Total                                    | 521010 | -          | Fringe Benefits - FRS Retirement Contrib         |       | \$62,406  |
| 7.70 |                              | Total                                    | 521110 | -          | Fringe Benefits - Medical Insurance              |       | \$126,169 |
| 7.70 |                              | Total                                    | 521120 | -          | Fringe Benefits - Dental Insurance               |       | \$9,394   |
| 7.70 |                              | Total                                    | 521130 | -          | Fringe Benefits - Vision Insurance               |       | \$1,056   |
| 7.70 |                              | Total                                    | 521140 | -          | Fringe Benefits - Accidental Death Dismemberment |       | \$116     |
| 7.70 |                              | Total                                    | 521150 | -          | Fringe Benefits - Long-Term Disability           |       | \$1,540   |
| 7.70 |                              | Total                                    | 521160 | -          | Fringe Benefits - Life Insurance                 |       | \$1,902   |
| 1.00 | 35476                        | 10 Mi Creek-Lab and Validation Sup       | 202000 | 4511167100 | NR   | NR    | 3,575     |
| 1.00 |                              | Total                                    | 530100 | -          | Cont Serv - External Provider                    |       | \$3,575   |
| 1.00 | 35386                        | 10 Mi Creek-Courier Fees                 | 101000 | 4513169300 | NR   | NR    | 4,000     |
| 1.00 |                              | Total                                    | 531200 | -          | Cont Serv - Mail/Courier                         |       | \$4,000   |
| 1.00 | 35190                        | 10 Mi Creek-Lab Supplies ASD             | 202000 | 4511167100 | NR   | NR    | 7,904     |
| 1.00 | 35440                        | Allapattah Rest-ASD (Lab) Supplies       | 202000 | 4511167100 | NR   | NR    | 3,120     |
| 1.00 | 35189                        | Hicpo Enhnce-Lab Supplies ASD            | 101000 | 4511167100 | NR   | NR    | 7,800     |
| 1.00 | 13682                        | Lab P/S Regional Compliance              | 101000 | 4511167100 | NR   | NR    | 73,232    |
| 4.00 |                              | Total                                    | 541506 | -          | Oper Expense - Parts,Supp - Laboratory           |       | \$92,056  |
| 1.00 | 12577                        | EVPA Lab Anlysis-Organics-Sediment       | 101000 | 4511167100 | NR   | NR    | 8,915     |
| 1.00 | 12449                        | Regional Comp Lab Anlysis Hg - Water     | 101000 | 4511167100 | NR   | NR    | 5,000     |
| 1.00 | 12575                        | Regional Mon Lab Anlys-Organics-Sediment | 101000 | 4511167100 | NR   | NR    | 43,000    |

MODELING & SCIENTIFIC SUPPORT

SB32 ANALYTICAL SERVICES EXTERNAL

| Qty  | Item  | Name  | Fund   | FundCenter | Fund Prg | Grant | Amount    |
|------|-------|---|--------|------------|----------|-------|-----------|
| 1.00 | 12573 | Regional Mon Lab Anlys-Organics-Water                 | 101000 | 4511167100 | NR       | NR    | 100,000   |
| 4.00 |       | Total 545010 - Oper Expense - Interagency State of FL |        |            |          |       | \$156,915 |
|      |       | Total ANALYTICAL SERVICES EXTERNAL                    |        |            |          |       | \$954,181 |

MODELING & SCIENTIFIC SUPPORT

SB34 ANALYTICAL SERVICES - MISSION DRIVEN

| Qty  | Item  | Name  | Fund   | FundCenter | Fund Prg | Grant | Amount    |
|------|-------|---|--------|------------|----------|-------|-----------|
| 2.50 | Total | 510100 - Salaries and Wages - Regular                     |        |            |          |       | \$180,326 |
| 2.50 | Total | 520900 - Fringe Benefits - FICA Taxes Employer Share      |        |            |          |       | \$13,795  |
| 2.50 | Total | 521010 - Fringe Benefits - FRS Retirement Contrib         |        |            |          |       | \$27,242  |
| 2.50 | Total | 521110 - Fringe Benefits - Medical Insurance              |        |            |          |       | \$40,964  |
| 2.50 | Total | 521120 - Fringe Benefits - Dental Insurance               |        |            |          |       | \$3,050   |
| 2.50 | Total | 521130 - Fringe Benefits - Vision Insurance               |        |            |          |       | \$342     |
| 2.50 | Total | 521140 - Fringe Benefits - Accidental Death Dismemberment |        |            |          |       | \$39      |
| 2.50 | Total | 521150 - Fringe Benefits - Long-Term Disability           |        |            |          |       | \$500     |
| 2.50 | Total | 521160 - Fringe Benefits - Life Insurance                 |        |            |          |       | \$642     |
| 1.00 | 14217 | Lab P/S Regional Monitoring                               | 101000 | 4511167100 | NR       | NR    | 25,463    |
| 1.00 | Total | 541506 - Oper Expense - Parts,Supp - Laboratory           |        |            |          |       | \$25,463  |
|      | Total | ANALYTICAL SERVICES - MISSION DRIVEN                      |        |            |          |       | \$292,363 |



MODELING & SCIENTIFIC SUPPORT

SB51 ASSESSMENT & REPORTING

| Qty  | Item  | Name                                     | Fund   | FundCenter | Fund Prg   | Grant | Amount    |
|------|-------|--|--------|------------|--|-------|-----------|
| 9.55 |       | Total                                    | 510100 | -          | Salaries and Wages - Regular                     |       | \$826,165 |
| 9.55 |       | Total                                    | 520900 | -          | Fringe Benefits - FICA Taxes Employer Share      |       | \$63,204  |
| 9.55 |       | Total                                    | 521010 | -          | Fringe Benefits - FRS Retirement Contrib         |       | \$121,871 |
| 9.55 |       | Total                                    | 521110 | -          | Fringe Benefits - Medical Insurance              |       | \$156,478 |
| 9.55 |       | Total                                    | 521120 | -          | Fringe Benefits - Dental Insurance               |       | \$11,651  |
| 9.55 |       | Total                                    | 521130 | -          | Fringe Benefits - Vision Insurance               |       | \$1,310   |
| 9.55 |       | Total                                    | 521140 | -          | Fringe Benefits - Accidental Death Dismemberment |       | \$146     |
| 9.55 |       | Total                                    | 521150 | -          | Fringe Benefits - Long-Term Disability           |       | \$1,910   |
| 9.55 |       | Total                                    | 521160 | -          | Fringe Benefits - Life Insurance                 |       | \$2,448   |
| 1.00 | 35028 | Hicpo Enhnce-Compliance Assessment Suppo | 101000 | 4512168100 | NR   | NR    | 19,460    |
| 1.00 |       | Total                                    | 530122 | -          | Cont Serv - Science and Tech. Support Services   |       | \$19,460  |
| 1.00 | 11954 | Books & Reference Materials              | 101000 | 4512168100 | NR   | NR    | 135       |
| 1.00 |       | Total                                    | 541100 | -          | Oper Expense - Books/Subscriptions               |       | \$135     |
| 1.00 | 15714 | Office Supplies                          | 101000 | 4512168100 | NR   | NR    | 959       |
| 1.00 |       | Total                                    | 541510 | -          | Oper Expense - Parts,Supp - Office               |       | \$959     |
| 1.00 | 15657 | Travel - Field/Business                  | 101000 | 4409160000 | NR   | NR    | 196       |
| 1.00 |       | Total                                    | 542100 | -          | Oper Expense - District Travel                   |       | \$196     |
| 1.00 | 12307 | American Statistical Assn                | 101000 | 4512168100 | NR   | NR    | 148       |
| 1.00 |       | Total                                    | 542310 | -          | Oper Expense - Memberships, Dues and Fees        |       | \$148     |

MODELING & SCIENTIFIC SUPPORT

SB51 ASSESSMENT & REPORTING

| Qty  | Item  | Name           | Fund                   | FundCenter | Fund Prg                             | Grant | Amount      |
|------|-------|----------------|------------------------|------------|--------------------------------------|-------|-------------|
| 1.00 | 14223 | FL PE Renewals | 101000                 | 4512168100 | NR                                   | NR    | 540         |
| 1.00 |       | Total          | 542400                 | -          | Oper Expense - Professional Licenses |       | \$540       |
|      |       | Total          | ASSESSMENT & REPORTING |            |                                      |       | \$1,206,621 |

MODELING & SCIENTIFIC SUPPORT

| SB53 | ENVIRONMENTAL LITIGATION |                          |   |  | Fund | FundCenter | Fund Prg | Grant | Amount    |
|------|--------------------------|--------------------------|---|--|------|------------|----------|-------|-----------|
| Qty  | Item                     | Name                     |   |  |      |            |          |       |           |
| 2.85 | Total                    | 510100                   | - | Salaries and Wages - Regular                     |      |            |          |       | \$272,853 |
| 2.85 | Total                    | 520900                   | - | Fringe Benefits - FICA Taxes Employer Share      |      |            |          |       | \$20,871  |
| 2.85 | Total                    | 521010                   | - | Fringe Benefits - FRS Retirement Contrib         |      |            |          |       | \$38,030  |
| 2.85 | Total                    | 521110                   | - | Fringe Benefits - Medical Insurance              |      |            |          |       | \$47,177  |
| 2.85 | Total                    | 521120                   | - | Fringe Benefits - Dental Insurance               |      |            |          |       | \$3,477   |
| 2.85 | Total                    | 521130                   | - | Fringe Benefits - Vision Insurance               |      |            |          |       | \$393     |
| 2.85 | Total                    | 521140                   | - | Fringe Benefits - Accidental Death Dismemberment |      |            |          |       | \$45      |
| 2.85 | Total                    | 521150                   | - | Fringe Benefits - Long-Term Disability           |      |            |          |       | \$570     |
| 2.85 | Total                    | 521160                   | - | Fringe Benefits - Life Insurance                 |      |            |          |       | \$735     |
|      | Total                    | ENVIRONMENTAL LITIGATION |   |  |      |            |          |       | \$384,151 |

MODELING & SCIENTIFIC SUPPORT

| SB54 | SOUTH FL ENVIRONMENTAL REPORT PRODUCTION |   |        |            |          |       | Amount    |           |
|------|--|---|--------|------------|----------|-------|-----------|-----------|
| Qty  | Item                                     | Name  | Fund   | FundCenter | Fund Prg | Grant |           |           |
| 2.10 | Total                                    | 510100 - Salaries and Wages - Regular                     |        |            |          |       | \$188,887 |           |
| 2.10 | Total                                    | 520900 - Fringe Benefits - FICA Taxes Employer Share      |        |            |          |       | \$14,450  |           |
| 2.10 | Total                                    | 521010 - Fringe Benefits - FRS Retirement Contrib         |        |            |          |       | \$26,237  |           |
| 2.10 | Total                                    | 521110 - Fringe Benefits - Medical Insurance              |        |            |          |       | \$34,889  |           |
| 2.10 | Total                                    | 521120 - Fringe Benefits - Dental Insurance               |        |            |          |       | \$2,562   |           |
| 2.10 | Total                                    | 521130 - Fringe Benefits - Vision Insurance               |        |            |          |       | \$290     |           |
| 2.10 | Total                                    | 521140 - Fringe Benefits - Accidental Death Dismemberment |        |            |          |       | \$36      |           |
| 2.10 | Total                                    | 521150 - Fringe Benefits - Long-Term Disability           |        |            |          |       | \$420     |           |
| 2.10 | Total                                    | 521160 - Fringe Benefits - Life Insurance                 |        |            |          |       | \$542     |           |
| 2.00 | Total                                    | 529990 - Fringe Benefits - Other Personnel Benefits       |        |            |          |       | \$106     |           |
| 1.00 | 15078                                    | SFER Peer Review  | 101000 | 4512168100 | 101272   | NR    | 26,800    |           |
| 1.00 | Total                                    | 530900 - Cont Serv - Professional                         |        |            |          |       | \$26,800  |           |
|      | Total                                    | SOUTH FL ENVIRONMENTAL REPORT PRODUCTION                  |        |            |          |       |           | \$295,219 |

MODELING & SCIENTIFIC SUPPORT

SB71 SCIENTIFIC DATA MANAGEMENT

| Qty  | Item  | Name  | Fund | FundCenter | Fund Prg | Grant | Amount    |
|------|-------|---|------|------------|----------|-------|-----------|
| 1.00 | Total | 510100 - Salaries and Wages - Regular                     |      |            |          |       | \$118,685 |
| 1.00 | Total | 520900 - Fringe Benefits - FICA Taxes Employer Share      |      |            |          |       | \$9,079   |
| 1.00 | Total | 521010 - Fringe Benefits - FRS Retirement Contrib         |      |            |          |       | \$16,106  |
| 1.00 | Total | 521110 - Fringe Benefits - Medical Insurance              |      |            |          |       | \$16,385  |
| 1.00 | Total | 521120 - Fringe Benefits - Dental Insurance               |      |            |          |       | \$1,220   |
| 1.00 | Total | 521130 - Fringe Benefits - Vision Insurance               |      |            |          |       | \$137     |
| 1.00 | Total | 521140 - Fringe Benefits - Accidental Death Dismemberment |      |            |          |       | \$15      |
| 1.00 | Total | 521150 - Fringe Benefits - Long-Term Disability           |      |            |          |       | \$200     |
| 1.00 | Total | 521160 - Fringe Benefits - Life Insurance                 |      |            |          |       | \$254     |
|      | Total | SCIENTIFIC DATA MANAGEMENT                                |      |            |          |       | \$162,081 |

MODELING & SCIENTIFIC SUPPORT

| SU01 | USACE MONITORING |   | Fund   | FundCenter | Fund Prg | Grant | Amount    |
|------|------------------|---|--------|------------|----------|-------|-----------|
| Qty  | Item             | Name  |        |            |          |       |           |
| 6.00 | Total            | 510100 - Salaries and Wages - Regular                     |        |            |          |       | \$408,974 |
| 6.00 | Total            | 520900 - Fringe Benefits - FICA Taxes Employer Share      |        |            |          |       | \$31,281  |
| 6.00 | Total            | 521010 - Fringe Benefits - FRS Retirement Contrib         |        |            |          |       | \$55,498  |
| 6.00 | Total            | 521110 - Fringe Benefits - Medical Insurance              |        |            |          |       | \$98,321  |
| 6.00 | Total            | 521120 - Fringe Benefits - Dental Insurance               |        |            |          |       | \$7,320   |
| 6.00 | Total            | 521130 - Fringe Benefits - Vision Insurance               |        |            |          |       | \$825     |
| 6.00 | Total            | 521140 - Fringe Benefits - Accidental Death Dismemberment |        |            |          |       | \$94      |
| 6.00 | Total            | 521150 - Fringe Benefits - Long-Term Disability           |        |            |          |       | \$1,200   |
| 6.00 | Total            | 521160 - Fringe Benefits - Life Insurance                 |        |            |          |       | \$1,476   |
| 1.00 | 35079            | BBCW Deering-Vegetation Monitoring                        | 101000 | 4411161000 | NR       | 3007  | 13,000    |
| 1.00 | 35088            | Faka U PS-Aquatic Fauna Monitoring                        | 101002 | 4411161000 | NR       | 3008  | 13,253    |
| 1.00 | 34888            | Faka U PS-Estuarine - Oyster Reef                         | 101002 | 4411161000 | NR       | 3008  | 43,570    |
| 1.00 | 35208            | Faka U PS-Vegetation Monitoring                           | 101002 | 4411161000 | NR       | 3008  | 8,077     |
| 1.00 | 34889            | Merritt PS-Estuarine - Oyster Reef                        | 101002 | 4411161000 | NR       | 3008  | 43,570    |
| 1.00 | 35032            | Miller PS-Vegetation Monitoring                           | 101002 | 4411161000 | NR       | 3008  | 19,917    |
| 1.00 | 35003            | C111 Spreader-Wildlife Surveys                            | 101000 | 4413163000 | NR       | 3006  | 42,500    |
| 1.00 | 35021            | EAA A2 STA-ASD (Private Lab) Contracts                    | 101000 | 4511167100 | NR       | NR    | 18,334    |
| 1.00 | 34308            | Faka U PS-Lab Analysis Contract                           | 101002 | 4511167100 | NR       | 3008  | 1,650     |
| 1.00 | 34309            | Merritt PS-Lab Analysis Contract                          | 101002 | 4511167100 | NR       | 3008  | 1,650     |
| 1.00 | 35054            | Faka U PS-WQ Sample Collection                            | 101002 | 4513169200 | NR       | 3008  | 22,050    |
| 1.00 | 35055            | Merritt PS-WQ Sample Collection                           | 101002 | 4513169200 | NR       | 3008  | 22,050    |
| 1.00 | 35056            | Miller PS-WQ Sample Collection                            | 101002 | 4513169200 | NR       | 3008  | 22,050    |
| 1.00 | 34842            | EAA A2 STA-WQM Sample Collection Interio                  | 101000 | 4513169400 | NR       | NR    | 124,000   |
| 1.00 | 34915            | EAA A2 STA-WQM Sam Collection Dwn Stream                  | 101000 | 4513169600 | NR       | NR    | 55,000    |

MODELING & SCIENTIFIC SUPPORT

SU01 USACE MONITORING

| Qty   | Item  | Name  | Fund   | FundCenter | Fund Prg | Grant | Amount    |
|-------|-------|---|--------|------------|----------|-------|-----------|
| 1.00  | 34916 | PS SW Protect-WQ Sampling Sample Collect                      | 101002 | 4513169600 | NR       | NR    | 55,000    |
| 16.00 |       | Total 530100 - Cont Serv - External Provider                  |        |            |          |       | \$505,671 |
| 1.00  | 34951 | EAA A2 STA-Lab Support  | 101000 | 4511167100 | NR       | NR    | 25,250    |
| 1.00  | 34894 | C111 Spreader-Compliance Assessment Supp                      | 101000 | 4512168100 | NR       | 3006  | 46,704    |
| 1.00  | 34895 | EAA A2 STA-Compliance Assessment Support                      | 101000 | 4512168100 | NR       | NR    | 46,704    |
| 1.00  | 34943 | EAA A2 STA-WQM Sample Collection Support                      | 101000 | 4513169400 | NR       | NR    | 92,000    |
| 1.00  | 34970 | BBCW L31E #4-WQM Sample Collection Suppo                      | 101000 | 4513169600 | NR       | NR    | 31,250    |
| 1.00  | 35050 | Kiss ASR Well-WQM & Lab Technical Supp                        | 202000 | 4513169600 | NR       | NR    | 22,000    |
| 6.00  |       | Total 530122 - Cont Serv - Science and Tech. Support Services |        |            |          |       | \$263,908 |
| 1.00  | 34212 | Manatee Mit-WQ Equip Maint                                    | 101002 | 4513169200 | NR       | 3008  | 2,000     |
| 1.00  |       | Total 530600 - Cont Serv - Maintenance and Repairs            |        |            |          |       | \$2,000   |
| 1.00  | 34277 | BBCW Deering-Parts & Supplies                                 | 101000 | 4411161000 | NR       | 3007  | 1,500     |
| 1.00  | 34403 | C111 Spreader-Field Supplies                                  | 101000 | 4413163000 | NR       | 3006  | 1,000     |
| 2.00  |       | Total 541500 - Oper Expense - Parts and Supplies              |        |            |          |       | \$2,500   |
| 1.00  | 35166 | C111 Spreader-Taylor Slough Monitor                           | 101000 | 4413163000 | NR       | 3006  | 11,800    |
| 1.00  | 35074 | C111 Spreader-Taylor Slough Supplies                          | 101000 | 4413163000 | NR       | 3006  | 12,500    |
| 1.00  | 34250 | BBCW L31E #4-Lab Analysis Supplies                            | 101000 | 4511167100 | NR       | NR    | 2,080     |
| 1.00  | 34305 | C111 Spreader-Lab P/S West Feat.                              | 101000 | 4511167100 | NR       | 3006  | 1,560     |
| 1.00  | 35298 | EAA A2 STA-ASD (Lab) Supplies                                 | 101000 | 4511167100 | NR       | NR    | 7,280     |
| 1.00  | 34092 | Faka U PS-Lab Analysis Supplies                               | 101002 | 4511167100 | NR       | 3008  | 2,600     |
| 1.00  | 34431 | Manatee Mit-Lab Supplies                                      | 101002 | 4511167100 | NR       | 3008  | 1,040     |
| 1.00  | 34093 | Merritt PS-Lab Analysis Supplies                              | 101002 | 4511167100 | NR       | 3008  | 2,600     |
| 1.00  | 34361 | Miller PS-Lab Analysis Supplies                               | 101002 | 4511167100 | NR       | 3008  | 1,300     |
| 1.00  | 34354 | BBCW L31E #4-Field Parts & Supplies                           | 101000 | 4513169200 | NR       | NR    | 1,200     |
| 1.00  | 34100 | C111 Spreader-WQMD Other                                      | 101000 | 4513169200 | NR       | 3006  | 2,700     |
| 1.00  | 35393 | EAA A2 STA-WQM Field Supplies                                 | 101000 | 4513169200 | NR       | NR    | 4,167     |
| 1.00  | 34542 | Faka U PS-Field Parts & Supplies                              | 101002 | 4513169200 | NR       | 3008  | 600       |
| 1.00  | 34161 | Manatee Mit-Field Supplies                                    | 101002 | 4513169200 | NR       | 3008  | 2,400     |

MODELING & SCIENTIFIC SUPPORT

SU01 USACE MONITORING

| Qty   | Item  | Name  | Fund   | FundCenter | Fund Prg | Grant | Amount      |
|-------|-------|---|--------|------------|----------|-------|-------------|
| 1.00  | 34543 | Merritt PS-Field Parts & Supplies                           | 101002 | 4513169200 | NR       | 3008  | 600         |
| 1.00  | 34544 | Miller PS-Field Parts & Supplies                            | 101002 | 4513169200 | NR       | 3008  | 600         |
| 16.00 |       | Total 541506 - Oper Expense - Parts,Supp - Laboratory       |        |            |          |       | \$55,027    |
| 1.00  | 34426 | C111 Spreader-Business Travel                               | 101000 | 4413163000 | NR       | 3006  | 1,000       |
| 1.00  |       | Total 542100 - Oper Expense - District Travel               |        |            |          |       | \$1,000     |
| 1.00  | 35232 | EAA A2 STA-ASD (FDEP Lab) Contract                          | 101000 | 4511167100 | NR       | NR    | 9,166       |
| 1.00  | 34310 | Faka U PS-Lab Analysis Contract                             | 101002 | 4511167100 | NR       | 3008  | 1,650       |
| 1.00  | 34311 | Merritt PS-Lab Analysis Contract                            | 101002 | 4511167100 | NR       | 3008  | 1,650       |
| 1.00  | 34312 | Miller PS-Lab Analysis Contract                             | 101002 | 4511167100 | NR       | 3008  | 1,650       |
| 1.00  | 34297 | C111 Spreader-WF Fish Hg Comp Monit                         | 101000 | 4513169400 | NR       | 3006  | 1,500       |
| 1.00  | 35267 | EAA A2 STA-Fish Collection Support                          | 101000 | 4513169400 | NR       | NR    | 6,000       |
| 1.00  | 35430 | Faka U PS-Fish Collection                                   | 101002 | 4513169400 | NR       | 3008  | 3,000       |
| 1.00  | 35431 | Merritt PS-Fish Collection                                  | 101002 | 4513169400 | NR       | 3008  | 3,000       |
| 1.00  | 35432 | Miller PS-Fish Collection                                   | 101002 | 4513169400 | NR       | 3008  | 3,000       |
| 9.00  |       | Total 545010 - Oper Expense - Interagency State of FL       |        |            |          |       | \$30,616    |
| 1.00  | 35090 | BBCW L31E #2-BBCW - L-31E Culverts (Cont                    | 101000 | 4411161000 | NR       | 3007  | 13,672      |
| 1.00  | 35091 | BBCW L31E #3-BBCW L31E #3 - Periphyton &                    | 101000 | 4411161000 | NR       | 3007  | 13,700      |
| 1.00  | 34928 | C111 Spreader-Monitoring S Everg                            | 101000 | 4413163000 | NR       | 3006  | 67,500      |
| 1.00  | 34838 | C111 Spreader-Taylor Slough Monitor                         | 101000 | 4413163000 | NR       | 3006  | 110,700     |
| 1.00  | 34995 | C111 Spreader-Veg Tracking                                  | 101000 | 4413163000 | NR       | 3006  | 38,040      |
| 5.00  |       | Total 545040 - Oper Expense - Interagency Public Univ       |        |            |          |       | \$243,612   |
| 1.00  | 35009 | EAA A2 STA-WQM Field Equipment                              | 401000 | 4513169200 | NR       | NR    | 16,000      |
| 1.00  | 35203 | Manatee Mit-WQ Field Equip                                  | 401000 | 4513169200 | NR       | 3008  | 8,000       |
| 2.00  |       | Total 589340 - Capital Outlay - Equipment Water Measurement |        |            |          |       | \$24,000    |
| 1.00  | 34918 | EAA A2 STA-4WD Pickup Truck w/top                           | 401000 | 5005170400 | NR       | NR    | 55,500      |
| 1.00  |       | Total 589500 - Capital Outlay - Vehicles                    |        |            |          |       | \$55,500    |
|       |       | Total USACE MONITORING                                      |        |            |          |       | \$1,788,823 |



MODELING & SCIENTIFIC SUPPORT

SU41 USACE CSSS MONITORING

| Qty | Item  | Name  | Fund | FundCenter | Fund Prg | Grant | Amount   |
|-----|-------|---|------|------------|----------|-------|----------|
| .85 | Total | 510100 - Salaries and Wages - Regular                     |      |            |          |       | \$43,395 |
| .85 | Total | 520900 - Fringe Benefits - FICA Taxes Employer Share      |      |            |          |       | \$3,319  |
| .85 | Total | 521010 - Fringe Benefits - FRS Retirement Contrib         |      |            |          |       | \$5,890  |
| .85 | Total | 521110 - Fringe Benefits - Medical Insurance              |      |            |          |       | \$13,928 |
| .85 | Total | 521120 - Fringe Benefits - Dental Insurance               |      |            |          |       | \$1,037  |
| .85 | Total | 521130 - Fringe Benefits - Vision Insurance               |      |            |          |       | \$117    |
| .85 | Total | 521140 - Fringe Benefits - Accidental Death Dismemberment |      |            |          |       | \$12     |
| .85 | Total | 521150 - Fringe Benefits - Long-Term Disability           |      |            |          |       | \$170    |
| .85 | Total | 521160 - Fringe Benefits - Life Insurance                 |      |            |          |       | \$199    |
|     | Total | USACE CSSS MONITORING                                     |      |            |          |       | \$68,067 |

MODELING & SCIENTIFIC SUPPORT

| SZ00 |       | PROGRAM SUPPORT                   |        |            |  |       |           |
|------|-------|-----------------------------------|--------|------------|--|-------|-----------|
| Qty  | Item  | Name                              | Fund   | FundCenter | Fund Prg   | Grant | Amount    |
| 2.30 |       | Total                             | 510100 | -          | Salaries and Wages - Regular                     |       | \$196,858 |
| 2.30 |       | Total                             | 520900 | -          | Fringe Benefits - FICA Taxes Employer Share      |       | \$15,059  |
| 2.30 |       | Total                             | 521010 | -          | Fringe Benefits - FRS Retirement Contrib         |       | \$31,025  |
| 2.30 |       | Total                             | 521110 | -          | Fringe Benefits - Medical Insurance              |       | \$41,021  |
| 2.30 |       | Total                             | 521120 | -          | Fringe Benefits - Dental Insurance               |       | \$2,806   |
| 2.30 |       | Total                             | 521130 | -          | Fringe Benefits - Vision Insurance               |       | \$314     |
| 2.30 |       | Total                             | 521140 | -          | Fringe Benefits - Accidental Death Dismemberment |       | \$35      |
| 2.30 |       | Total                             | 521150 | -          | Fringe Benefits - Long-Term Disability           |       | \$460     |
| 2.30 |       | Total                             | 521160 | -          | Fringe Benefits - Life Insurance                 |       | \$588     |
| 1.00 |       | Total                             | 529990 | -          | Fringe Benefits - Other Personnel Benefits       |       | \$500     |
| .12  | 13023 | Claims Handling Fee               | 601000 | 2114308300 | NR   | NR    | 9,720     |
| .12  | 15363 | Flexible Spending Account Fees    | 101000 | 2114308300 | NR   | NR    | 3,231     |
| .12  | 12976 | Insurance Brokerage Service (ALL) | 601000 | 2114308300 | NR   | NR    | 3,360     |
| .36  |       | Total                             | 530100 | -          | Cont Serv - External Provider                    |       | \$16,311  |
| 1.00 | 13673 | Books & Reference Materials       | 101000 | 4510166000 | NR   | NR    | 135       |
| 1.00 |       | Total                             | 541100 | -          | Oper Expense - Books/Subscriptions               |       | \$135     |
| 1.00 | 12580 | Parts & Supplies                  | 101000 | 3210136000 | NR   | NR    | 900       |
| 1.00 |       | Total                             | 541500 | -          | Oper Expense - Parts and Supplies                |       | \$900     |
| 1.00 | 15748 | Office Supplies                   | 101000 | 3210136000 | NR   | NR    | 675       |
| 1.00 | 15760 | Office Supplies                   | 101000 | 4510166000 | NR   | NR    | 180       |

MODELING & SCIENTIFIC SUPPORT

| SZ00 |       | PROGRAM SUPPORT                          |                 |            |  |       |          |           |
|------|-------|--|-----------------|------------|--|-------|----------|-----------|
| Qty  | Item  | Name                                     | Fund            | FundCenter | Fund Prg   | Grant | Amount   |           |
| 2.00 |       | Total                                    | 541510          | -          | Oper Expense - Parts,Supp - Office               |       | \$855    |           |
| .12  | 13344 | Helicopter Insurance                     | 601000          | 2114308300 | NR   | NR    | 10,800   |           |
| .12  |       | Total                                    | 541830          | -          | Oper Expense - Insurance Premiums Other Property |       | \$10,800 |           |
| 1.00 | 13407 | Training & Conferences                   | 101000          | 4409160000 | NR   | NR    | 2,359    |           |
| 1.00 |       | Total                                    | 542000          | -          | Oper Expense - Conference Registrations          |       | \$2,359  |           |
| 1.00 | 15656 | Travel (Non-Training/Conf)               | 101000          | 4409160000 | NR   | NR    | 327      |           |
| 1.00 | 15666 | Travel - Business                        | 101000          | 5601220100 | NR   | NR    | 2,115    |           |
| 2.00 |       | Total                                    | 542100          | -          | Oper Expense - District Travel                   |       | \$2,442  |           |
| 1.00 | 11983 | Dues & Memberships                       | 101000          | 4512168100 | NR   | NR    | 220      |           |
| 1.00 | 15158 | Amer Soc Qual Fl Soc Env Anal Nelac Inst | 101000          | 4513169100 | NR   | NR    | 211      |           |
| 2.00 |       | Total                                    | 542310          | -          | Oper Expense - Memberships, Dues and Fees        |       | \$431    |           |
| 1.00 | 11982 | Licenses & Certifications                | 101000          | 4510166000 | NR   | NR    | 112      |           |
| 1.00 |       | Total                                    | 542400          | -          | Oper Expense - Professional Licenses             |       | \$112    |           |
| 1.00 | 15365 | Journals & Publications                  | 101000          | 3210136000 | NR   | NR    | 1,350    |           |
| 1.00 |       | Total                                    | 543660          | -          | Oper Expense - Printing Services (non-outreach)  |       | \$1,350  |           |
|      |       | Total                                    | PROGRAM SUPPORT |            |  |       |          | \$324,361 |

MODELING & SCIENTIFIC SUPPORT

| SZ10 MODELING & SCIENTIFIC SUPPORT - IT SUPPORT |       |                         |        |            |  |       |             |
|---|-------|-------------------------|--------|------------|--|-------|-------------|
| Qty   | Item  | Name                    | Fund   | FundCenter | Fund Prg   | Grant | Amount      |
| 16.00   |       | Total                   | 510100 | -          | Salaries and Wages - Regular                     |       | \$1,445,892 |
| 16.00   |       | Total                   | 520900 | -          | Fringe Benefits - FICA Taxes Employer Share      |       | \$110,609   |
| 16.00   |       | Total                   | 521010 | -          | Fringe Benefits - FRS Retirement Contrib         |       | \$219,109   |
| 16.00   |       | Total                   | 521110 | -          | Fringe Benefits - Medical Insurance              |       | \$262,160   |
| 16.00   |       | Total                   | 521120 | -          | Fringe Benefits - Dental Insurance               |       | \$19,520    |
| 16.00   |       | Total                   | 521130 | -          | Fringe Benefits - Vision Insurance               |       | \$2,192     |
| 16.00   |       | Total                   | 521140 | -          | Fringe Benefits - Accidental Death Dismemberment |       | \$240       |
| 16.00   |       | Total                   | 521150 | -          | Fringe Benefits - Long-Term Disability           |       | \$3,200     |
| 16.00   |       | Total                   | 521160 | -          | Fringe Benefits - Life Insurance                 |       | \$4,112     |
| 6.00  |       | Total                   | 529990 | -          | Fringe Benefits - Other Personnel Benefits       |       | \$111,304   |
| 1.00  | 18097 | IT Security Outsourcing | 101000 | 2211113000 | NR   | NR    | 13,920      |
| 1.00  | 30677 | Network Cabling         | 101000 | 2216118000 | NR   | NR    | 10,000      |
| 2.00  |       | Total                   | 530100 | -          | Cont Serv - External Provider                    |       | \$23,920    |
| 1.00  | 30670 | Desktop Software (2)    | 101000 | 2212114000 | NR   | NR    | 15,000      |
| 1.00  |       | Total                   | 530102 | -          | Cont Serv - Computer Software Licenses           |       | \$15,000    |
| 1.00  | 18081 | Copier/Printer Lease    | 101000 | 2215117000 | NR   | NR    | 40,620      |
| 1.00  |       | Total                   | 530117 | -          | Cont Serv - Copier Services                      |       | \$40,620    |
| 1.00  | 18093 | IT Consulting           | 101000 | 2210112000 | NR   | NR    | 27,000      |
| 1.00  | 18088 | SAP Services            | 101000 | 2218119000 | NR   | NR    | 55,265      |
| 2.00  |       | Total                   | 530197 | -          | Cont Serv - IT Consulting Services (NON OPS)     |       | \$82,265    |

MODELING & SCIENTIFIC SUPPORT

SZ10 MODELING & SCIENTIFIC SUPPORT - IT SUPPORT

| Qty  | Item  | Name   | Fund   | FundCenter | Fund Prg | Grant | Amount      |
|------|-------|--|--------|------------|----------|-------|-------------|
| 1.00 | 18111 | IT Hardware Maintenance  | 101000 | 2215117000 | NR       | NR    | 53,775      |
| 1.00 |       | Total 530601 - Cont Serv - Maint & Repairs - Computer Hardware |        |            |          |       | \$53,775    |
| 1.00 | 18197 | IT Software Maintenance  | 101003 | 2215117000 | NR       | NR    | 800,223     |
| 1.00 |       | Total 530602 - Cont Serv - Maint & Repairs - Computer Software |        |            |          |       | \$800,223   |
| 1.00 | 30679 | Network Parts & Supplies                                       | 101000 | 2216118000 | NR       | NR    | 5,000       |
| 1.00 |       | Total 541400 - Oper Expense - Tools/Equipment/PPE              |        |            |          |       | \$5,000     |
| 1.00 | 18204 | Desktop Refresh  | 101000 | 2212114000 | NR       | NR    | 6,000       |
| 1.00 |       | Total 541504 - Oper Expense - Parts,Supp - Computer            |        |            |          |       | \$6,000     |
| 1.00 | 18213 | Cellular Voice & Data  | 101000 | 2215117000 | NR       | NR    | 7,491       |
| 1.00 |       | Total 543501 - Oper Expense - Cell Phones                      |        |            |          |       | \$7,491     |
| 1.00 | 18218 | Telecommunications Services                                    | 101000 | 2215117000 | NR       | NR    | 80,095      |
| 1.00 |       | Total 543700 - Oper Expense - Utilities                        |        |            |          |       | \$80,095    |
|      |       | Total MODELING & SCIENTIFIC SUPPORT - IT SUPPORT               |        |            |          |       | \$3,292,727 |

MISSION SUPPORT

| MA10 | AGENCY MANAGEMENT & COORDINATION |                               |                                  |            |  |       |           |             |
|------|----------------------------------|-------------------------------|----------------------------------|------------|--|-------|-----------|-------------|
| Qty  | Item                             | Name                          | Fund                             | FundCenter | Fund Prg   | Grant | Amount    |             |
| 3.55 |                                  | Total                         | 510100                           | -          | Salaries and Wages - Regular                     |       | \$654,462 |             |
| 3.55 |                                  | Total                         | 520900                           | -          | Fringe Benefits - FICA Taxes Employer Share      |       | \$50,067  |             |
| 3.55 |                                  | Total                         | 521010                           | -          | Fringe Benefits - FRS Retirement Contrib         |       | \$217,663 |             |
| 3.55 |                                  | Total                         | 521110                           | -          | Fringe Benefits - Medical Insurance              |       | \$73,654  |             |
| 3.55 |                                  | Total                         | 521120                           | -          | Fringe Benefits - Dental Insurance               |       | \$4,331   |             |
| 3.55 |                                  | Total                         | 521130                           | -          | Fringe Benefits - Vision Insurance               |       | \$487     |             |
| 3.55 |                                  | Total                         | 521140                           | -          | Fringe Benefits - Accidental Death Dismemberment |       | \$54      |             |
| 3.55 |                                  | Total                         | 521150                           | -          | Fringe Benefits - Long-Term Disability           |       | \$710     |             |
| 3.55 |                                  | Total                         | 521160                           | -          | Fringe Benefits - Life Insurance                 |       | \$913     |             |
| 1.00 | 15718                            | Office Supplies               | 101000                           | 1010100000 | NR   | NR    | 100       |             |
| 1.00 |                                  | Total                         | 541510                           | -          | Oper Expense - Parts,Supp - Office               |       | \$100     |             |
| 1.00 | 13335                            | District Travel               | 101000                           | 1010100000 | NR   | NR    | 17,724    |             |
| 1.00 | 16273                            | Business Travel - Agency Mgmt | 101000                           | 3301139100 | NR   | NR    | 5,261     |             |
| 2.00 |                                  | Total                         | 542100                           | -          | Oper Expense - District Travel                   |       | \$22,985  |             |
|      |                                  | Total                         | AGENCY MANAGEMENT & COORDINATION |            |  |       |           | \$1,025,426 |

MISSION SUPPORT

| MA20 | MANAGE DISTRICT INVESTMENTS & DEBT |                    |                                    |  | Fund   | FundCenter | Fund Prg | Grant | Amount   |           |
|------|------------------------------------|--------------------|------------------------------------|--|--------|------------|----------|-------|----------|-----------|
| Qty  | Item                               | Name               |                                    |  |        |            |          |       |          |           |
| 1.00 |                                    | Total              | 510100                             | - Salaries and Wages - Regular                     |        |            |          |       | \$92,539 |           |
| 1.00 |                                    | Total              | 520900                             | - Fringe Benefits - FICA Taxes Employer Share      |        |            |          |       | \$7,079  |           |
| 1.00 |                                    | Total              | 521010                             | - Fringe Benefits - FRS Retirement Contrib         |        |            |          |       | \$12,558 |           |
| 1.00 |                                    | Total              | 521110                             | - Fringe Benefits - Medical Insurance              |        |            |          |       | \$16,385 |           |
| 1.00 |                                    | Total              | 521120                             | - Fringe Benefits - Dental Insurance               |        |            |          |       | \$1,220  |           |
| 1.00 |                                    | Total              | 521130                             | - Fringe Benefits - Vision Insurance               |        |            |          |       | \$137    |           |
| 1.00 |                                    | Total              | 521140                             | - Fringe Benefits - Accidental Death Dismemberment |        |            |          |       | \$15     |           |
| 1.00 |                                    | Total              | 521150                             | - Fringe Benefits - Long-Term Disability           |        |            |          |       | \$200    |           |
| 1.00 |                                    | Total              | 521160                             | - Fringe Benefits - Life Insurance                 |        |            |          |       | \$257    |           |
| 1.00 | 14219                              | Sympro Maintenance |                                    |  | 101000 | 2112110000 | NR       | NR    | 15,000   |           |
| 1.00 |                                    | Total              | 530602                             | - Cont Serv - Maint & Repairs - Computer Software  |        |            |          |       | \$15,000 |           |
| 1.00 | 15630                              | Financial Advisor  |                                    |  | 101000 | 2112110000 | NR       | NR    | 39,000   |           |
| 1.00 |                                    | Total              | 530900                             | - Cont Serv - Professional                         |        |            |          |       | \$39,000 |           |
| 1.00 | 12586                              | DAC Registration   |                                    |  | 101000 | 2112110000 | NR       | NR    | 3,500    |           |
| 1.00 |                                    | Total              | 543300                             | - Oper Expense - Other Fees                        |        |            |          |       | \$3,500  |           |
|      |                                    | Total              | MANAGE DISTRICT INVESTMENTS & DEBT |  |        |            |          |       |          | \$187,890 |

MISSION SUPPORT

| MA30  | LEGAL SERVICES |   | Fund   | FundCenter | Fund Prg | Grant | Amount      |
|-------|----------------|---|--------|------------|----------|-------|-------------|
| Qty   | Item           | Name  |        |            |          |       |             |
| 19.25 | Total          | 510100 - Salaries and Wages - Regular                     |        |            |          |       | \$1,853,161 |
| 19.25 | Total          | 520900 - Fringe Benefits - FICA Taxes Employer Share      |        |            |          |       | \$141,766   |
| 19.25 | Total          | 521010 - Fringe Benefits - FRS Retirement Contrib         |        |            |          |       | \$292,058   |
| 19.25 | Total          | 521110 - Fringe Benefits - Medical Insurance              |        |            |          |       | \$327,326   |
| 19.25 | Total          | 521120 - Fringe Benefits - Dental Insurance               |        |            |          |       | \$23,485    |
| 19.25 | Total          | 521130 - Fringe Benefits - Vision Insurance               |        |            |          |       | \$2,637     |
| 19.25 | Total          | 521140 - Fringe Benefits - Accidental Death Dismemberment |        |            |          |       | \$290       |
| 19.25 | Total          | 521150 - Fringe Benefits - Long-Term Disability           |        |            |          |       | \$3,850     |
| 19.25 | Total          | 521160 - Fringe Benefits - Life Insurance                 |        |            |          |       | \$4,912     |
| 1.00  | 83             | Legal Notices - Advertisements                            | 101000 | 1310105000 | NR       | NR    | 19,800      |
| 1.00  | Total          | 530105 - Cont Serv - Advertising Services                 |        |            |          |       | \$19,800    |
| 1.00  | 14011          | Legal Fees  | 101000 | 1310105000 | NR       | NR    | 279,000     |
| 1.00  | Total          | 530111 - Cont Serv - Legal Services                       |        |            |          |       | \$279,000   |
| 1.00  | 14361          | Science & Technical Support                               | 101000 | 1310105000 | NR       | NR    | 85,000      |
| 1.00  | Total          | 530122 - Cont Serv - Science and Tech. Support Services   |        |            |          |       | \$85,000    |
| 1.00  | 12300          | Courier Services  | 101000 | 1310105000 | NR       | NR    | 1,800       |
| 1.00  | 7              | Court Reporter Services - General                         | 101000 | 1310105000 | NR       | NR    | 36,000      |
| 1.00  | 12937          | Investigative Services                                    | 101000 | 1310105000 | NR       | NR    | 450         |
| 1.00  | 12938          | Litigation Copying - General                              | 101000 | 1310105000 | NR       | NR    | 5,400       |
| 1.00  | 12299          | Mediation Services  | 101000 | 1310105000 | NR       | NR    | 6,754       |
| 1.00  | 12289          | Online Research (Westlaw, Lexis)                          | 101000 | 1310105000 | NR       | NR    | 39,420      |
| 1.00  | 12936          | PACER   | 101000 | 1310105000 | NR       | NR    | 1,200       |



MISSION SUPPORT

MA30 LEGAL SERVICES

| Qty   | Item  | Name   | Fund   | FundCenter | Fund Prg | Grant | Amount      |
|-------|-------|--|--------|------------|----------|-------|-------------|
| 1.00  | 12288 | Process Servers - General                                | 101000 | 1310105000 | NR       | NR    | 5,400       |
| 1.00  | 12358 | Recording Costs & Court Fees                             | 101000 | 1310105000 | NR       | NR    | 2,700       |
| 1.00  | 12939 | Trial Exhibits/Graphics Support-General                  | 101000 | 1310105000 | NR       | NR    | 1,800       |
| 10.00 |       | Total 530900 - Cont Serv - Professional                  |        |            |          |       | \$100,924   |
| 1.00  | 12357 | Legal Library Reference Materials                        | 101000 | 1310105000 | NR       | NR    | 13,500      |
| 1.00  |       | Total 541100 - Oper Expense - Books/Subscriptions        |        |            |          |       | \$13,500    |
| 1.00  | 15705 | Office Supplies  | 101000 | 1310105000 | NR       | NR    | 3,608       |
| 1.00  |       | Total 541510 - Oper Expense - Parts,Supp - Office        |        |            |          |       | \$3,608     |
| 1.00  | 13445 | Training & Conferences                                   | 101000 | 1310105000 | NR       | NR    | 24,964      |
| 1.00  |       | Total 542000 - Oper Expense - Conference Registrations   |        |            |          |       | \$24,964    |
| 1.00  | 15674 | Business Travel  | 101000 | 1310105000 | NR       | NR    | 20,069      |
| 1.00  |       | Total 542100 - Oper Expense - District Travel            |        |            |          |       | \$20,069    |
| 1.00  | 88    | FL Bar Dues & Memberships                                | 101000 | 1310105000 | NR       | NR    | 10,588      |
| 1.00  |       | Total 542310 - Oper Expense - Memberships, Dues and Fees |        |            |          |       | \$10,588    |
| 1.00  | 15261 | Other Fees   | 101000 | 1310105000 | NR       | NR    | 1,800       |
| 1.00  |       | Total 543300 - Oper Expense - Other Fees                 |        |            |          |       | \$1,800     |
|       |       | Total LEGAL SERVICES                                     |        |            |          |       | \$3,208,738 |

MISSION SUPPORT

MA40 PERFORM AUDITS & INVESTIGATIONS

| Qty  | Item  | Name  | Fund   | FundCenter | Fund Prg | Grant | Amount    |
|------|-------|---|--------|------------|----------|-------|-----------|
| 5.00 | Total | 510100 - Salaries and Wages - Regular                     |        |            |          |       | \$467,522 |
| 5.00 | Total | 520900 - Fringe Benefits - FICA Taxes Employer Share      |        |            |          |       | \$35,766  |
| 5.00 | Total | 521010 - Fringe Benefits - FRS Retirement Contrib         |        |            |          |       | \$97,515  |
| 5.00 | Total | 521110 - Fringe Benefits - Medical Insurance              |        |            |          |       | \$86,690  |
| 5.00 | Total | 521120 - Fringe Benefits - Dental Insurance               |        |            |          |       | \$6,100   |
| 5.00 | Total | 521130 - Fringe Benefits - Vision Insurance               |        |            |          |       | \$685     |
| 5.00 | Total | 521140 - Fringe Benefits - Accidental Death Dismemberment |        |            |          |       | \$75      |
| 5.00 | Total | 521150 - Fringe Benefits - Long-Term Disability           |        |            |          |       | \$1,000   |
| 5.00 | Total | 521160 - Fringe Benefits - Life Insurance                 |        |            |          |       | \$1,285   |
| 2.00 | Total | 529990 - Fringe Benefits - Other Personnel Benefits       |        |            |          |       | \$9,990   |
| 1.00 | 14024 | Supplemental Investigator Services                        | 101000 | 1210104000 | NR       | NR    | 9,000     |
| 1.00 | Total | 530100 - Cont Serv - External Provider                    |        |            |          |       | \$9,000   |
| 1.00 | 5     | Independent Audit Svcs-GPFS                               | 101000 | 1210104000 | NR       | NR    | 160,000   |
| 1.00 | Total | 530900 - Cont Serv - Professional                         |        |            |          |       | \$160,000 |
| 1.00 | 12557 | Books & Reference Materials                               | 101000 | 1210104000 | NR       | NR    | 270       |
| 1.00 | 11109 | Subscriptions & Newspapers                                | 101000 | 1210104000 | NR       | NR    | 270       |
| 2.00 | Total | 541100 - Oper Expense - Books/Subscriptions               |        |            |          |       | \$540     |
| 1.00 | 99    | Office Equipment  | 101000 | 1210104000 | NR       | NR    | 450       |
| 1.00 | Total | 541400 - Oper Expense - Tools/Equipment/PPE               |        |            |          |       | \$450     |

MISSION SUPPORT

MA40      PERFORM AUDITS & INVESTIGATIONS

| Qty  | Item  | Name  | Fund   | FundCenter | Fund Prg | Grant | Amount                  |
|------|-------|---|--------|------------|----------|-------|-------------------------|
| 1.00 | 15761 | Office Supplies   | 101000 | 1210104000 | NR       | NR    | 765                     |
| 1.00 |       | Total    541510 - Oper Expense - Parts,Supp - Office        |        |            |          |       | <u>765</u><br>\$765     |
| 1.00 | 13444 | Training & Conferences                                      | 101000 | 1210104000 | NR       | NR    | 6,300                   |
| 1.00 |       | Total    542000 - Oper Expense - Conference Registrations   |        |            |          |       | <u>6,300</u><br>\$6,300 |
| 1.00 | 15673 | Conf. Registrations   | 101000 | 1210104000 | NR       | NR    | 2,284                   |
| 1.00 | 15672 | District Travel   | 101000 | 1210104000 | NR       | NR    | 1,800                   |
| 2.00 |       | Total    542100 - Oper Expense - District Travel            |        |            |          |       | <u>4,084</u><br>\$4,084 |
| 1.00 | 81    | Dues & Memberships  | 101000 | 1210104000 | NR       | NR    | 2,700                   |
| 1.00 |       | Total    542310 - Oper Expense - Memberships, Dues and Fees |        |            |          |       | <u>2,700</u><br>\$2,700 |
| 1.00 | 82    | Professional Licenses                                       | 101000 | 1210104000 | NR       | NR    | 900                     |
| 1.00 |       | Total    542400 - Oper Expense - Professional Licenses      |        |            |          |       | <u>900</u><br>\$900     |
|      |       | Total    PERFORM AUDITS & INVESTIGATIONS                    |        |            |          |       | <u>\$891,367</u>        |

MISSION SUPPORT

| MB12  |       | BUDGET DEVELOPMENT & REPORTING     |                                |            |  |       |             |             |
|-------|-------|------------------------------------|--------------------------------|------------|--|-------|-------------|-------------|
| Qty   | Item  | Name                               | Fund                           | FundCenter | Fund Prg   | Grant | Amount      |             |
| 12.95 |       | Total                              | 510100                         | -          | Salaries and Wages - Regular                     |       | \$1,054,182 |             |
| 12.95 |       | Total                              | 520900                         | -          | Fringe Benefits - FICA Taxes Employer Share      |       | \$80,646    |             |
| 12.95 |       | Total                              | 521010                         | -          | Fringe Benefits - FRS Retirement Contrib         |       | \$150,626   |             |
| 12.95 |       | Total                              | 521110                         | -          | Fringe Benefits - Medical Insurance              |       | \$221,716   |             |
| 12.95 |       | Total                              | 521120                         | -          | Fringe Benefits - Dental Insurance               |       | \$15,799    |             |
| 12.95 |       | Total                              | 521130                         | -          | Fringe Benefits - Vision Insurance               |       | \$1,774     |             |
| 12.95 |       | Total                              | 521140                         | -          | Fringe Benefits - Accidental Death Dismemberment |       | \$195       |             |
| 12.95 |       | Total                              | 521150                         | -          | Fringe Benefits - Long-Term Disability           |       | \$2,590     |             |
| 12.95 |       | Total                              | 521160                         | -          | Fringe Benefits - Life Insurance                 |       | \$3,328     |             |
| 1.00  | 12020 | Advertising Expenses/Services      | 101000                         | 1012502000 | NR   | NR    | 65,000      |             |
| 1.00  |       | Total                              | 530105                         | -          | Cont Serv - Advertising Services                 |       | \$65,000    |             |
| 1.00  | 15710 | Parts, Supplies & Expense - Office | 101000                         | 2010106100 | NR   | NR    | 676         |             |
| 1.00  |       | Total                              | 541510                         | -          | Oper Expense - Parts,Supp - Office               |       | \$676       |             |
| 1.00  | 21004 | Training                           | 101000                         | 2010106100 | NR   | NR    | 2,762       |             |
| 1.00  |       | Total                              | 542000                         | -          | Oper Expense - Conference Registrations          |       | \$2,762     |             |
| 1.00  | 15676 | Business Travel                    | 101000                         | 2010106100 | NR   | NR    | 652         |             |
| 1.00  |       | Total                              | 542100                         | -          | Oper Expense - District Travel                   |       | \$652       |             |
|       |       | Total                              | BUDGET DEVELOPMENT & REPORTING |            |  |       |             | \$1,599,946 |

MISSION SUPPORT

| MB20 | PURCHASING SERVICES |   | Fund   | FundCenter | Fund Prg | Grant | Amount    |
|------|---------------------|---|--------|------------|----------|-------|-----------|
| Qty  | Item                | Name  |        |            |          |       |           |
| 6.49 | Total               | 510100 - Salaries and Wages - Regular                     |        |            |          |       | \$446,933 |
| 6.49 | Total               | 520900 - Fringe Benefits - FICA Taxes Employer Share      |        |            |          |       | \$34,190  |
| 6.49 | Total               | 521010 - Fringe Benefits - FRS Retirement Contrib         |        |            |          |       | \$60,649  |
| 6.49 | Total               | 521110 - Fringe Benefits - Medical Insurance              |        |            |          |       | \$106,339 |
| 6.49 | Total               | 521120 - Fringe Benefits - Dental Insurance               |        |            |          |       | \$7,918   |
| 6.49 | Total               | 521130 - Fringe Benefits - Vision Insurance               |        |            |          |       | \$889     |
| 6.49 | Total               | 521140 - Fringe Benefits - Accidental Death Dismemberment |        |            |          |       | \$91      |
| 6.49 | Total               | 521150 - Fringe Benefits - Long-Term Disability           |        |            |          |       | \$1,298   |
| 6.49 | Total               | 521160 - Fringe Benefits - Life Insurance                 |        |            |          |       | \$1,548   |
| 1.00 | 23002               | Small Business Enterprise Program                         | 101000 | 2410120100 | NR       | NR    | 4,500     |
| 1.00 | Total               | 530100 - Cont Serv - External Provider                    |        |            |          |       | \$4,500   |
| 1.00 | 12445               | Solicitation Advertising                                  | 101000 | 2410120100 | NR       | NR    | 40,500    |
| 1.00 | Total               | 530105 - Cont Serv - Advertising Services                 |        |            |          |       | \$40,500  |
| 1.00 | 15488               | NIGP Procurement Excellence Award<br>Applic               | 101000 | 2410120100 | NR       | NR    | 500       |
| 1.00 | Total               | 530900 - Cont Serv - Professional                         |        |            |          |       | \$500     |
| 1.00 | 12024               | Books & Reference Mat(FAR, DFAR, etc.)                    | 101000 | 2410120100 | NR       | NR    | 405       |
| 1.00 | Total               | 541100 - Oper Expense - Books/Subscriptions               |        |            |          |       | \$405     |
| 1.00 | 15716               | Office Supplies   | 101000 | 2010106100 | NR       | NR    | 2,655     |
| 1.00 | Total               | 541510 - Oper Expense - Parts,Supp - Office               |        |            |          |       | \$2,655   |

MISSION SUPPORT

MB20 PURCHASING SERVICES

| Qty  | Item  | Name                     | Fund   | FundCenter                                  | Fund Prg | Grant | Amount    |
|------|-------|--------------------------|--------|---|----------|-------|-----------|
| 1.00 | 13450 | Training & Conferences   | 101000 | 2010106100                                  | NR       | NR    | 6,480     |
| 1.00 |       | Total                    | 542000 | - Oper Expense - Conference Registrations   |          |       | \$6,480   |
| 1.00 | 15665 | District Business Travel | 101000 | 2010106100                                  | NR       | NR    | 1,260     |
| 1.00 |       | Total                    | 542100 | - Oper Expense - District Travel            |          |       | \$1,260   |
| 1.00 | 12025 | Memberships              | 101000 | 2410120100                                  | NR       | NR    | 3,600     |
| 1.00 |       | Total                    | 542310 | - Oper Expense - Memberships, Dues and Fees |          |       | \$3,600   |
|      |       | Total                    |        | PURCHASING SERVICES                         |          |       | \$719,755 |

MISSION SUPPORT

| MB21  | CONTRACT SERVICES |                   |   |  | Fund | FundCenter | Fund Prg | Grant | Amount      |
|-------|-------------------|-------------------|---|--|------|------------|----------|-------|-------------|
| Qty   | Item              | Name              |   |  |      |            |          |       |             |
| 16.66 | Total             | 510100            | - | Salaries and Wages - Regular                     |      |            |          |       | \$1,184,091 |
| 16.66 | Total             | 520900            | - | Fringe Benefits - FICA Taxes Employer Share      |      |            |          |       | \$90,584    |
| 16.66 | Total             | 521010            | - | Fringe Benefits - FRS Retirement Contrib         |      |            |          |       | \$160,682   |
| 16.66 | Total             | 521110            | - | Fringe Benefits - Medical Insurance              |      |            |          |       | \$277,262   |
| 16.66 | Total             | 521120            | - | Fringe Benefits - Dental Insurance               |      |            |          |       | \$20,325    |
| 16.66 | Total             | 521130            | - | Fringe Benefits - Vision Insurance               |      |            |          |       | \$2,282     |
| 16.66 | Total             | 521140            | - | Fringe Benefits - Accidental Death Dismemberment |      |            |          |       | \$245       |
| 16.66 | Total             | 521150            | - | Fringe Benefits - Long-Term Disability           |      |            |          |       | \$3,332     |
| 16.66 | Total             | 521160            | - | Fringe Benefits - Life Insurance                 |      |            |          |       | \$4,150     |
|       | Total             | CONTRACT SERVICES |   |  |      |            |          |       | \$1,742,953 |

MISSION SUPPORT

| MB30 |       | ANNUAL FINANCIAL REPORTING           |        |            |  |       |           |  |
|------|-------|--------------------------------------|--------|------------|--|-------|-----------|--|
| Qty  | Item  | Name                                 | Fund   | FundCenter | Fund Prg   | Grant | Amount    |  |
| 3.30 |       | Total                                | 510100 | -          | Salaries and Wages - Regular                     |       | \$339,896 |  |
| 3.30 |       | Total                                | 520900 | -          | Fringe Benefits - FICA Taxes Employer Share      |       | \$26,002  |  |
| 3.30 |       | Total                                | 521010 | -          | Fringe Benefits - FRS Retirement Contrib         |       | \$46,124  |  |
| 3.30 |       | Total                                | 521110 | -          | Fringe Benefits - Medical Insurance              |       | \$61,218  |  |
| 3.30 |       | Total                                | 521120 | -          | Fringe Benefits - Dental Insurance               |       | \$4,026   |  |
| 3.30 |       | Total                                | 521130 | -          | Fringe Benefits - Vision Insurance               |       | \$452     |  |
| 3.30 |       | Total                                | 521140 | -          | Fringe Benefits - Accidental Death Dismemberment |       | \$49      |  |
| 3.30 |       | Total                                | 521150 | -          | Fringe Benefits - Long-Term Disability           |       | \$660     |  |
| 3.30 |       | Total                                | 521160 | -          | Fringe Benefits - Life Insurance                 |       | \$849     |  |
| 1.00 | 32026 | Contractual Services                 | 101000 | 2010106100 | NR   | NR    | 129,835   |  |
| 1.00 |       | Total                                | 530100 | -          | Cont Serv - External Provider                    |       | \$129,835 |  |
| 1.00 | 22985 | CAFROnline Annual Cloud Subscription | 101000 | 2112110000 | NR   | NR    | 5,000     |  |
| 1.00 |       | Total                                | 530602 | -          | Cont Serv - Maint & Repairs - Computer Software  |       | \$5,000   |  |
| 1.00 | 15160 | GFOA Certificate Fee                 | 101000 | 2112110000 | NR   | NR    | 1,200     |  |
| 1.00 |       | Total                                | 530900 | -          | Cont Serv - Professional                         |       | \$1,200   |  |
| 1.00 | 12576 | GASB 45 Actuarial Services           | 101000 | 2112110000 | NR   | NR    | 11,000    |  |
| 1.00 |       | Total                                | 537800 | -          | Cont Serv - Actuarial Services                   |       | \$11,000  |  |
| 1.00 | 59    | Acct Pronouncement Books and Ref     | 101000 | 2112110000 | NR   | NR    | 1,426     |  |
| 1.00 |       | Total                                | 541100 | -          | Oper Expense - Books/Subscriptions               |       | \$1,426   |  |



MISSION SUPPORT

MB30 ANNUAL FINANCIAL REPORTING

| Qty  | Item  | Name                     | Fund                       | FundCenter                                  | Fund Prg | Grant | Amount  |           |
|------|-------|--------------------------|----------------------------|---|----------|-------|---------|-----------|
| 1.00 | 18209 | Office Supplies          | 101000                     | 2010106100                                  | NR       | NR    | 103     |           |
| 1.00 |       | Total                    | 541510                     | - Oper Expense - Parts,Supp - Office        |          |       | \$103   |           |
| 1.00 | 13448 | Training & Conferences   | 101000                     | 2010106100                                  | NR       | NR    | 5,545   |           |
| 1.00 |       | Total                    | 542000                     | - Oper Expense - Conference Registrations   |          |       | \$5,545 |           |
| 1.00 | 16146 | District Travel          | 101000                     | 2010106100                                  | NR       | NR    | 2,844   |           |
| 1.00 |       | Total                    | 542100                     | - Oper Expense - District Travel            |          |       | \$2,844 |           |
| 1.00 | 11713 | Professional Memberships | 101000                     | 2112110000                                  | NR       | NR    | 2,055   |           |
| 1.00 |       | Total                    | 542310                     | - Oper Expense - Memberships, Dues and Fees |          |       | \$2,055 |           |
| 1.00 | 58    | Professional Licenses    | 101000                     | 2112110000                                  | NR       | NR    | 975     |           |
| 1.00 |       | Total                    | 542400                     | - Oper Expense - Professional Licenses      |          |       | \$975   |           |
|      |       | Total                    | ANNUAL FINANCIAL REPORTING |   |          |       |         | \$639,259 |

MISSION SUPPORT

| MB31 |       | ACCOUNTS PAYABLE PROCESS |                          |            |  |       |           |           |
|------|-------|--------------------------|--------------------------|------------|--|-------|-----------|-----------|
| Qty  | Item  | Name                     | Fund                     | FundCenter | Fund Prg   | Grant | Amount    |           |
| 6.00 |       | Total                    | 510100                   | -          | Salaries and Wages - Regular                     |       | \$367,183 |           |
| 6.00 |       | Total                    | 520900                   | -          | Fringe Benefits - FICA Taxes Employer Share      |       | \$28,090  |           |
| 6.00 |       | Total                    | 521010                   | -          | Fringe Benefits - FRS Retirement Contrib         |       | \$53,720  |           |
| 6.00 |       | Total                    | 521110                   | -          | Fringe Benefits - Medical Insurance              |       | \$98,310  |           |
| 6.00 |       | Total                    | 521120                   | -          | Fringe Benefits - Dental Insurance               |       | \$7,320   |           |
| 6.00 |       | Total                    | 521130                   | -          | Fringe Benefits - Vision Insurance               |       | \$822     |           |
| 6.00 |       | Total                    | 521140                   | -          | Fringe Benefits - Accidental Death Dismemberment |       | \$82      |           |
| 6.00 |       | Total                    | 521150                   | -          | Fringe Benefits - Long-Term Disability           |       | \$1,200   |           |
| 6.00 |       | Total                    | 521160                   | -          | Fringe Benefits - Life Insurance                 |       | \$1,402   |           |
| 1.00 | 18208 | Office Supplies          | 101000                   | 2010106100 | NR   | NR    | 967       |           |
| 1.00 |       | Total                    | 541510                   | -          | Oper Expense - Parts,Supp - Office               |       | \$967     |           |
| 1.00 | 19262 | Bank Administration Fee  | 101000                   | 2112110000 | NR   | NR    | 6,250     |           |
| 1.00 | 15161 | Monthly Bankcard Fee     | 101000                   | 2112110000 | NR   | NR    | 3,600     |           |
| 2.00 |       | Total                    | 543300                   | -          | Oper Expense - Other Fees                        |       | \$9,850   |           |
|      |       | Total                    | ACCOUNTS PAYABLE PROCESS |            |  |       |           | \$568,946 |

MISSION SUPPORT

| MB32 | PROJECT/ASSET ACCOUNTING |                          |   |  | Fund | FundCenter | Fund Prg | Grant | Amount    |
|------|--------------------------|--------------------------|---|--|------|------------|----------|-------|-----------|
| Qty  | Item                     | Name                     |   |  |      |            |          |       |           |
| 2.30 | Total                    | 510100                   | - | Salaries and Wages - Regular                     |      |            |          |       | \$176,077 |
| 2.30 | Total                    | 520900                   | - | Fringe Benefits - FICA Taxes Employer Share      |      |            |          |       | \$13,469  |
| 2.30 | Total                    | 521010                   | - | Fringe Benefits - FRS Retirement Contrib         |      |            |          |       | \$23,895  |
| 2.30 | Total                    | 521110                   | - | Fringe Benefits - Medical Insurance              |      |            |          |       | \$37,687  |
| 2.30 | Total                    | 521120                   | - | Fringe Benefits - Dental Insurance               |      |            |          |       | \$2,806   |
| 2.30 | Total                    | 521130                   | - | Fringe Benefits - Vision Insurance               |      |            |          |       | \$316     |
| 2.30 | Total                    | 521140                   | - | Fringe Benefits - Accidental Death Dismemberment |      |            |          |       | \$36      |
| 2.30 | Total                    | 521150                   | - | Fringe Benefits - Long-Term Disability           |      |            |          |       | \$460     |
| 2.30 | Total                    | 521160                   | - | Fringe Benefits - Life Insurance                 |      |            |          |       | \$592     |
|      | Total                    | PROJECT/ASSET ACCOUNTING |   |  |      |            |          |       | \$255,338 |

MISSION SUPPORT

MB33 GRANT ACCOUNTING

| Qty  | Item  | Name  | Fund | FundCenter | Fund Prg | Grant | Amount    |
|------|-------|---|------|------------|----------|-------|-----------|
| 3.20 | Total | 510100 - Salaries and Wages - Regular                     |      |            |          |       | \$220,815 |
| 3.20 | Total | 520900 - Fringe Benefits - FICA Taxes Employer Share      |      |            |          |       | \$16,892  |
| 3.20 | Total | 521010 - Fringe Benefits - FRS Retirement Contrib         |      |            |          |       | \$29,965  |
| 3.20 | Total | 521110 - Fringe Benefits - Medical Insurance              |      |            |          |       | \$52,432  |
| 3.20 | Total | 521120 - Fringe Benefits - Dental Insurance               |      |            |          |       | \$3,904   |
| 3.20 | Total | 521130 - Fringe Benefits - Vision Insurance               |      |            |          |       | \$438     |
| 3.20 | Total | 521140 - Fringe Benefits - Accidental Death Dismemberment |      |            |          |       | \$48      |
| 3.20 | Total | 521150 - Fringe Benefits - Long-Term Disability           |      |            |          |       | \$640     |
| 3.20 | Total | 521160 - Fringe Benefits - Life Insurance                 |      |            |          |       | \$822     |
|      | Total | GRANT ACCOUNTING  |      |            |          |       | \$325,956 |

MISSION SUPPORT

| MB34 | G/L ACCOUNTING |   | Fund | FundCenter | Fund Prg | Grant | Amount    |
|------|----------------|---|------|------------|----------|-------|-----------|
| Qty  | Item           | Name  |      |            |          |       |           |
| 2.50 | Total          | 510100 - Salaries and Wages - Regular                     |      |            |          |       | \$152,662 |
| 2.50 | Total          | 520900 - Fringe Benefits - FICA Taxes Employer Share      |      |            |          |       | \$11,679  |
| 2.50 | Total          | 521010 - Fringe Benefits - FRS Retirement Contrib         |      |            |          |       | \$20,716  |
| 2.50 | Total          | 521110 - Fringe Benefits - Medical Insurance              |      |            |          |       | \$43,345  |
| 2.50 | Total          | 521120 - Fringe Benefits - Dental Insurance               |      |            |          |       | \$3,050   |
| 2.50 | Total          | 521130 - Fringe Benefits - Vision Insurance               |      |            |          |       | \$343     |
| 2.50 | Total          | 521140 - Fringe Benefits - Accidental Death Dismemberment |      |            |          |       | \$38      |
| 2.50 | Total          | 521150 - Fringe Benefits - Long-Term Disability           |      |            |          |       | \$500     |
| 2.50 | Total          | 521160 - Fringe Benefits - Life Insurance                 |      |            |          |       | \$643     |
|      | Total          | G/L ACCOUNTING  |      |            |          |       | \$232,976 |

MISSION SUPPORT

MB39 ASSET SURPLUS PROCESS

| Qty  | Item  | Name  | Fund | FundCenter | Fund Prg | Grant | Amount    |
|------|-------|---|------|------------|----------|-------|-----------|
| 1.70 | Total | 510100 - Salaries and Wages - Regular                     |      |            |          |       | \$105,872 |
| 1.70 | Total | 520900 - Fringe Benefits - FICA Taxes Employer Share      |      |            |          |       | \$8,098   |
| 1.70 | Total | 521010 - Fringe Benefits - FRS Retirement Contrib         |      |            |          |       | \$14,368  |
| 1.70 | Total | 521110 - Fringe Benefits - Medical Insurance              |      |            |          |       | \$27,855  |
| 1.70 | Total | 521120 - Fringe Benefits - Dental Insurance               |      |            |          |       | \$2,074   |
| 1.70 | Total | 521130 - Fringe Benefits - Vision Insurance               |      |            |          |       | \$233     |
| 1.70 | Total | 521140 - Fringe Benefits - Accidental Death Dismemberment |      |            |          |       | \$25      |
| 1.70 | Total | 521150 - Fringe Benefits - Long-Term Disability           |      |            |          |       | \$340     |
| 1.70 | Total | 521160 - Fringe Benefits - Life Insurance                 |      |            |          |       | \$407     |
|      | Total | ASSET SURPLUS PROCESS                                     |      |            |          |       | \$159,272 |

MISSION SUPPORT

| MB40 | FIXED ASSET INVENTORY |   | Fund   | FundCenter | Fund Prg | Grant | Amount   |
|------|-----------------------|---|--------|------------|----------|-------|----------|
| Qty  | Item                  | Name  |        |            |          |       |          |
| .50  | Total                 | 510100 - Salaries and Wages - Regular                     |        |            |          |       | \$38,959 |
| .50  | Total                 | 520900 - Fringe Benefits - FICA Taxes Employer Share      |        |            |          |       | \$2,981  |
| .50  | Total                 | 521010 - Fringe Benefits - FRS Retirement Contrib         |        |            |          |       | \$5,286  |
| .50  | Total                 | 521110 - Fringe Benefits - Medical Insurance              |        |            |          |       | \$8,193  |
| .50  | Total                 | 521120 - Fringe Benefits - Dental Insurance               |        |            |          |       | \$610    |
| .50  | Total                 | 521130 - Fringe Benefits - Vision Insurance               |        |            |          |       | \$69     |
| .50  | Total                 | 521140 - Fringe Benefits - Accidental Death Dismemberment |        |            |          |       | \$8      |
| .50  | Total                 | 521150 - Fringe Benefits - Long-Term Disability           |        |            |          |       | \$100    |
| .50  | Total                 | 521160 - Fringe Benefits - Life Insurance                 |        |            |          |       | \$129    |
| 1.00 | 74                    | Auction Vehicles Preparation                              | 101000 | 2112110000 | NR       | NR    | 1,500    |
| 1.00 | Total                 | 541400 - Oper Expense - Tools/Equipment/PPE               |        |            |          |       | \$1,500  |
|      | Total                 | FIXED ASSET INVENTORY                                     |        |            |          |       | \$57,835 |

MISSION SUPPORT

MB41 PREVENTATIVE MAINT & OPERATIONAL PLAN

| Qty  | Item  | Name  | Fund   | FundCenter | Fund Prg | Grant | Amount      |
|------|-------|---|--------|------------|----------|-------|-------------|
| 8.00 | Total | 510100 - Salaries and Wages - Regular                     |        |            |          |       | \$549,661   |
| 8.00 | Total | 520900 - Fringe Benefits - FICA Taxes Employer Share      |        |            |          |       | \$42,049    |
| 8.00 | Total | 521010 - Fringe Benefits - FRS Retirement Contrib         |        |            |          |       | \$74,589    |
| 8.00 | Total | 521110 - Fringe Benefits - Medical Insurance              |        |            |          |       | \$135,846   |
| 8.00 | Total | 521120 - Fringe Benefits - Dental Insurance               |        |            |          |       | \$9,760     |
| 8.00 | Total | 521130 - Fringe Benefits - Vision Insurance               |        |            |          |       | \$1,096     |
| 8.00 | Total | 521140 - Fringe Benefits - Accidental Death Dismemberment |        |            |          |       | \$118       |
| 8.00 | Total | 521150 - Fringe Benefits - Long-Term Disability           |        |            |          |       | \$1,600     |
| 8.00 | Total | 521160 - Fringe Benefits - Life Insurance                 |        |            |          |       | \$1,991     |
| 1.00 | 34053 | O&M Field Ops & Gen Svc Increased Costs                   | 202000 | 1010200000 | NR       | NR    | 2,000,000   |
| 1.00 | 33604 | WR Lab & Facilities Maintenance Increase                  | 202000 | 1010200000 | NR       | NR    | 750,000     |
| 1.00 | 12944 | Move Employee Personal Effects - HQ                       | 101000 | 2111109200 | NR       | NR    | 20,000      |
| 1.00 | 12945 | Moving/Systems Furniture Installation                     | 101000 | 2111109200 | NR       | NR    | 53,200      |
| 4.00 | Total | 530100 - Cont Serv - External Provider                    |        |            |          |       | \$2,823,200 |
| 1.00 | 12375 | B-1 Cooling Tower Treatment Chemicals                     | 101000 | 2111109200 | NR       | NR    | 7,500       |
| 1.00 | 19291 | B-1 Replace Failing Roof Drain Pipes                      | 101003 | 2111109200 | NR       | NR    | 25,000      |
| 1.00 | 16149 | B-1 Replace Restrm Corroded Drain Pipes                   | 101003 | 2111109200 | NR       | NR    | 25,000      |
| 1.00 | 16148 | B-1 Restroom Renovation                                   | 101003 | 2111109200 | NR       | NR    | 80,000      |
| 1.00 | 23014 | B-270 Chiller Replacement                                 | 101003 | 2111109200 | NR       | NR    | 91,800      |
| 1.00 | 103   | B-374 Pest control  | 101000 | 2111109200 | NR       | NR    | 3,000       |
| 1.00 | 15166 | B-374 Diesel Fuel Cleaning                                | 101000 | 2111109200 | NR       | NR    | 750         |
| 1.00 | 12306 | B-374 Electrical Contractor                               | 101000 | 2111109200 | NR       | NR    | 4,900       |
| 1.00 | 15165 | B-374 Environmental Lab BMS Maint                         | 101000 | 2111109200 | NR       | NR    | 12,000      |
| 1.00 | 15164 | B-374 Environmental Lab Elevator Maint                    | 101000 | 2111109200 | NR       | NR    | 5,250       |
| 1.00 | 15810 | B-374 Exhaust Fans - Test & Balance                       | 101003 | 2111109200 | NR       | NR    | 3,500       |



MISSION SUPPORT

MB41 PREVENTATIVE MAINT & OPERATIONAL PLAN

| Qty  | Item  | Name                                  | Fund   | FundCenter | Fund Prg | Grant | Amount |
|------|-------|---------------------------------------|--------|------------|----------|-------|--------|
| 1.00 | 11958 | B-374 Floor Mat Service               | 101000 | 2111109200 | NR       | NR    | 1,975  |
| 1.00 | 11957 | B-374 General Maintenance             | 101000 | 2111109200 | NR       | NR    | 21,000 |
| 1.00 | 12    | B-374 Generator Maintenance           | 101000 | 2111109200 | NR       | NR    | 3,500  |
| 1.00 | 15811 | B-374 Infrared Electric Inspections   | 101003 | 2111109200 | NR       | NR    | 3,500  |
| 1.00 | 101   | B-374 NFPA Code Compliance            | 101000 | 2111109200 | NR       | NR    | 2,500  |
| 1.00 | 15814 | B-374 Painting                        | 101003 | 2111109200 | NR       | NR    | 5,000  |
| 1.00 | 19287 | B-435 Generator Service               | 101003 | 2111109200 | NR       | NR    | 2,200  |
| 1.00 | 19286 | B-435 HVAC Service                    | 101003 | 2111109200 | NR       | NR    | 2,500  |
| 1.00 | 19288 | B-435 LPG Generator Fuel              | 101003 | 2111109200 | NR       | NR    | 1,500  |
| 1.00 | 19289 | B-435 Mission Critical Cleaning       | 101003 | 2111109200 | NR       | NR    | 1,700  |
| 1.00 | 12955 | B1 Building Envelope Repairs          | 101000 | 2111109200 | NR       | NR    | 5,000  |
| 1.00 | 15816 | B1 Storm Shutter Maintenance & Repair | 101003 | 2111109200 | NR       | NR    | 16,000 |
| 1.00 | 28    | B1 Storm Shutter Maintenance & Repair | 101000 | 2111109200 | NR       | NR    | 9,577  |
| 1.00 | 16150 | BCB ARC Flash Analysis                | 101003 | 2111109200 | NR       | NR    | 5,000  |
| 1.00 | 15807 | Department of Corrections Work Crew   | 101003 | 2111109200 | NR       | NR    | 28,000 |
| 1.00 | 15315 | EOC Switchgear Maintenance            | 101003 | 2111109200 | NR       | NR    | 20,000 |
| 1.00 | 12374 | EOC UPS Maintenance                   | 101003 | 2111109200 | NR       | NR    | 28,000 |
| 1.00 | 12545 | EOC Well Maintenance                  | 101000 | 2111109200 | NR       | NR    | 1,540  |
| 1.00 | 15316 | EOC infrared inspections (electric)   | 101003 | 2111109200 | NR       | NR    | 7,200  |
| 1.00 | 30    | Environmental Lab Acid Tank Cleaning  | 101000 | 2111109200 | NR       | NR    | 2,100  |
| 1.00 | 13    | Environmental Lab HVAC Maintenance    | 101003 | 2111109200 | NR       | NR    | 35,500 |
| 1.00 | 13362 | FOC BMS Maintenance                   | 101000 | 2111109200 | NR       | NR    | 5,000  |
| 1.00 | 15361 | FOC Electric Infrared Inspections     | 101003 | 2111109200 | NR       | NR    | 2,000  |
| 1.00 | 11959 | FOC Electrical Contractor             | 101000 | 2111109200 | NR       | NR    | 14,000 |
| 1.00 | 11960 | FOC Elevator Maintenance              | 101000 | 2111109200 | NR       | NR    | 3,150  |
| 1.00 | 11961 | FOC General Maintenance               | 101003 | 2111109200 | NR       | NR    | 28,500 |
| 1.00 | 11707 | FOC Generator Maintenance Service     | 101000 | 2111109200 | NR       | NR    | 3,650  |
| 1.00 | 11103 | FOC HVAC Service                      | 101000 | 2111109200 | NR       | NR    | 22,400 |
| 1.00 | 12015 | FOC Ice Machine Maintenance           | 101000 | 2111109200 | NR       | NR    | 2,450  |
| 1.00 | 11700 | FOC Landscape                         | 101000 | 2111109200 | NR       | NR    | 13,000 |
| 1.00 | 11962 | FOC Maintenance Contract              | 101000 | 2111109200 | NR       | NR    | 45,500 |
| 1.00 | 11104 | FOC NFPA Code Compliance              | 101000 | 2111109200 | NR       | NR    | 4,200  |
| 1.00 | 11963 | FOC Outdoor Lighting Maintenance      | 101000 | 2111109200 | NR       | NR    | 2,450  |
| 1.00 | 15362 | FOC Overhead Door Maintenance         | 101003 | 2111109200 | NR       | NR    | 2,000  |
| 1.00 | 15813 | FOC Painting                          | 101003 | 2111109200 | NR       | NR    | 5,000  |
| 1.00 | 11102 | FOC Pest Control                      | 101000 | 2111109200 | NR       | NR    | 3,300  |
| 1.00 | 16153 | FT Myers SC Replace VAV's             | 101003 | 2111109200 | NR       | NR    | 2,000  |
| 1.00 | 11    | HQ - Generator Maintenance Service    | 101000 | 2111109200 | NR       | NR    | 19,460 |
| 1.00 | 12272 | HQ BMS Maintenance                    | 101000 | 2111109200 | NR       | NR    | 24,500 |

MISSION SUPPORT

MB41 PREVENTATIVE MAINT & OPERATIONAL PLAN

| Qty   | Item  | Name                                     | Fund   | FundCenter | Fund Prg                            | Grant | Amount      |
|-------|-------|--|--------|------------|-------------------------------------|-------|-------------|
| 1.00  | 11697 | HQ Cafeteria Maintenance                 | 101000 | 2111109200 | NR                                  | NR    | 8,000       |
| 1.00  | 13808 | HQ Carpet Cleaning                       | 101003 | 2111109200 | NR                                  | NR    | 30,000      |
| 1.00  | 12554 | HQ Construction Projects                 | 101000 | 2111109200 | NR                                  | NR    | 15,000      |
| 1.00  | 11705 | HQ Diesel Tank Fuel Cleaning             | 101000 | 2111109200 | NR                                  | NR    | 9,200       |
| 1.00  | 47    | HQ Electrical Contractor                 | 101003 | 2111109200 | NR                                  | NR    | 30,000      |
| 1.00  | 12271 | HQ Elevator Service                      | 101000 | 2111109200 | NR                                  | NR    | 14,750      |
| 1.00  | 19    | HQ General Maintenance Projects          | 101003 | 2111109200 | NR                                  | NR    | 47,720      |
| 1.00  | 11703 | HQ HVAC Repairs                          | 101003 | 2111109200 | NR                                  | NR    | 30,000      |
| 1.00  | 21    | HQ HVAC Service Agreements               | 101003 | 2111109200 | NR                                  | NR    | 68,000      |
| 1.00  | 15360 | HQ HVAC Test & Balance Service           | 101000 | 2111109200 | NR                                  | NR    | 5,000       |
| 1.00  | 15359 | HQ Indoor Air Quality Assessments        | 101000 | 2111109200 | NR                                  | NR    | 5,000       |
| 1.00  | 16    | HQ Landscape Maintenance                 | 101003 | 2111109200 | NR                                  | NR    | 74,373      |
| 1.00  | 12546 | HQ Maintenance                           | 101003 | 2111109200 | NR                                  | NR    | 96,000      |
| 1.00  | 17    | HQ Mat Cleaning Service                  | 101000 | 2111109200 | NR                                  | NR    | 2,000       |
| 1.00  | 14    | HQ NFPA Code Compliance                  | 101000 | 2111109200 | NR                                  | NR    | 10,000      |
| 1.00  | 15812 | HQ Painting                              | 101003 | 2111109200 | NR                                  | NR    | 15,000      |
| 1.00  | 18    | HQ Parking Lot Maintenance Service       | 101003 | 2111109200 | NR                                  | NR    | 25,000      |
| 1.00  | 102   | HQ Pest Control                          | 101000 | 2111109200 | NR                                  | NR    | 14,000      |
| 1.00  | 20    | HQ Plumbing Repairs                      | 101000 | 2111109200 | NR                                  | NR    | 25,800      |
| 1.00  | 12949 | HQ Pressure Cleaning Services            | 101003 | 2111109200 | NR                                  | NR    | 100         |
| 1.00  | 60    | HQ Retention Lake Maintenance            | 101000 | 2111109200 | NR                                  | NR    | 6,702       |
| 1.00  | 15    | HQ Roof Maintenance                      | 101000 | 2111109200 | NR                                  | NR    | 7,500       |
| 1.00  | 12555 | Health Safety Corrections                | 101000 | 2111109200 | NR                                  | NR    | 6,300       |
| 1.00  | 12552 | Okee WQM - Water Treatment               | 101003 | 2111109200 | NR                                  | NR    | 1,050       |
| 1.00  | 12551 | Okee WQM A/C Maintenance                 | 101000 | 2111109200 | NR                                  | NR    | 1,750       |
| 1.00  | 12550 | Okee WQM General Maintenance             | 101000 | 2111109200 | NR                                  | NR    | 5,600       |
| 1.00  | 12548 | SC NFPA Code Compliance                  | 101003 | 2111109200 | NR                                  | NR    | 4,000       |
| 1.00  | 12547 | SC Site General Maintenance              | 101003 | 2111109200 | NR                                  | NR    | 3,000       |
| 1.00  | 15162 | Security - Lexis Nexus Access            | 101000 | 2111109200 | NR                                  | NR    | 4,200       |
| 1.00  | 15815 | Service Center Maintenance               | 202000 | 2111109200 | NR                                  | NR    | 7,000       |
| 1.00  | 12549 | Service Center Maintenance               | 101000 | 2111109200 | NR                                  | NR    | 5,000       |
| 1.00  | 15808 | Space Planning / Design                  | 101003 | 2111109200 | NR                                  | NR    | 40,000      |
| 1.00  | 17091 | Space Planning / Design                  | 101000 | 2111109200 | NR                                  | NR    | 10,000      |
| 1.00  | 15809 | Orlando Service Center - Carpet Cleaning | 101003 | 2111109260 | NR                                  | NR    | 2,000       |
| 1.00  | 20047 | BCB - Handyman Services                  | 203000 | 2111109270 | NR                                  | NR    | 7,000       |
| 1.00  | 34069 | BCB General Services Increased Costs     | 203000 | 2111109270 | NR                                  | NR    | 62,094      |
| 1.00  | 26029 | Mechanical Repairs                       | 203000 | 2111109270 | NR                                  | NR    | 5,600       |
| 87.00 |       | Total                                    | 530600 | -          | Cont Serv - Maintenance and Repairs |       | \$1,368,291 |

MISSION SUPPORT

MB41 PREVENTATIVE MAINT & OPERATIONAL PLAN

| Qty   | Item  | Name                                     | Fund   | FundCenter | Fund Prg | Grant | Amount    |
|-------|-------|--|--------|------------|----------|-------|-----------|
| 1.00  | 11699 | B-374 Solid Waste Removal                | 101000 | 2111109200 | NR       | NR    | 2,150     |
| 1.00  | 13375 | Dupuis, Janitorial Services              | 101000 | 2111109200 | NR       | NR    | 8,400     |
| 1.00  | 25    | Environmental Lab Janitorial             | 101003 | 2111109200 | NR       | NR    | 52,000    |
| 1.00  | 12274 | FOC - Special Services Janitorial        | 101000 | 2111109200 | NR       | NR    | 2,500     |
| 1.00  | 12016 | FOC Annual Waste Assessment              | 101000 | 2111109200 | NR       | NR    | 8,000     |
| 1.00  | 11105 | FOC Buildings - Janitorial               | 101000 | 2111109200 | NR       | NR    | 22,372    |
| 1.00  | 12017 | FOC Lift Station Maintenance             | 101000 | 2111109200 | NR       | NR    | 1,980     |
| 1.00  | 11698 | FOC Solid Waste Removal                  | 101000 | 2111109200 | NR       | NR    | 2,150     |
| 1.00  | 12273 | HQ Janitorial Services                   | 101003 | 2111109200 | NR       | NR    | 257,800   |
| 1.00  | 33    | HQ Solid Waste Removal                   | 101000 | 2111109200 | NR       | NR    | 10,000    |
| 1.00  | 32    | HQ Special Assessment Solid Waste        | 101000 | 2111109200 | NR       | NR    | 40,000    |
| 1.00  | 11970 | Hazardous Waste & Recycling Services     | 101000 | 2111109200 | NR       | NR    | 1,400     |
| 1.00  | 26    | Okeechobee WQM Janitorial                | 101000 | 2111109200 | NR       | NR    | 8,250     |
| 1.00  | 11965 | Special Pickups Solid Waste              | 101000 | 2111109200 | NR       | NR    | 500       |
| 1.00  | 12008 | Ft Myers Elevator Maintenance & Repair   | 202000 | 2111109220 | NR       | NR    | 3,632     |
| 1.00  | 12009 | Ft Myers Landscape Maintenance Service   | 202000 | 2111109220 | NR       | NR    | 7,700     |
| 1.00  | 12007 | Ft Myers SC A/C Maintenance              | 202000 | 2111109220 | NR       | NR    | 18,000    |
| 1.00  | 12282 | Ft Myers SC Bldg Maint Services Contract | 202000 | 2111109220 | NR       | NR    | 35,536    |
| 1.00  | 11712 | Ft Myers SC Exterior Building Envelope   | 202000 | 2111109220 | NR       | NR    | 3,000     |
| 1.00  | 12325 | Ft Myers SC General Maint & Repairs      | 202000 | 2111109220 | NR       | NR    | 4,725     |
| 1.00  | 12010 | Ft Myers SC NFPA Inspections/Maintenance | 202000 | 2111109220 | NR       | NR    | 2,965     |
| 1.00  | 11714 | Ft Myers SC Pest Control Services        | 202000 | 2111109220 | NR       | NR    | 900       |
| 1.00  | 14023 | BCB Building Envelope Repairs            | 203000 | 2111109270 | NR       | NR    | 5,000     |
| 1.00  | 14019 | BCB Building Maintenance Services        | 203000 | 2111109270 | NR       | NR    | 12,887    |
| 1.00  | 14018 | BCB HVAC Maintenance                     | 203000 | 2111109270 | NR       | NR    | 5,000     |
| 1.00  | 14021 | BCB Landscape Maintenance Service        | 203000 | 2111109270 | NR       | NR    | 12,000    |
| 1.00  | 14020 | BCB NFPA Inspections & Maintenance       | 203000 | 2111109270 | NR       | NR    | 1,800     |
| 1.00  | 14022 | BCB Pest Control Services                | 203000 | 2111109270 | NR       | NR    | 3,200     |
| 28.00 | Total | 531100 - Cont Serv - General Maintenance |        |            |          |       | \$533,847 |
| 1.00  | 11979 | Ft Myers SC Janitorial Services          | 202000 | 2111109220 | NR       | NR    | 25,000    |
| 1.00  | 17087 | Okeechobee Service Center Janitorial     | 202000 | 2111109250 | NR       | NR    | 30,000    |
| 1.00  | 13668 | BCB Janitorial Services                  | 203000 | 2111109270 | NR       | NR    | 11,000    |
| 3.00  | Total | 531101 - Cont Serv - Janitorial Services |        |            |          |       | \$66,000  |
| 1.00  | 12011 | Ft Myers Security System Main & Repair   | 202000 | 2111109220 | NR       | NR    | 500       |

MISSION SUPPORT

MB41 PREVENTATIVE MAINT & OPERATIONAL PLAN

| Qty  | Item  | Name  | Fund   | FundCenter | Fund Prg | Grant | Amount   |
|------|-------|---|--------|------------|----------|-------|----------|
| 1.00 | 13669 | BCB Security System Maintenance & Repair            | 203000 | 2111109270 | NR       | NR    | 1,500    |
| 2.00 |       | Total 531102 - Cont Serv - Security Services        |        |            |          |       | \$2,000  |
| 1.00 | 11964 | Recycling & Trash Removal                           | 202000 | 2111109250 | NR       | NR    | 450      |
| 1.00 | 15093 | Recycling & Trash Removal                           | 203000 | 2111109270 | NR       | NR    | 3,675    |
| 2.00 |       | Total 531103 - Cont Serv - Waste Disposal Services  |        |            |          |       | \$4,125  |
| 1.00 | 15167 | B-374 Diesel Fuel                                   | 101000 | 2111109200 | NR       | NR    | 3,500    |
| 1.00 | 37    | Diesel Fuel - FOC                                   | 101000 | 2111109200 | NR       | NR    | 2,500    |
| 1.00 | 11966 | Diesel Fuel - HQ                                    | 101000 | 2111109200 | NR       | NR    | 12,000   |
| 3.00 |       | Total 540030 - Oper Expense - Inventory Other Fuels |        |            |          |       | \$18,000 |
| 1.00 | 36    | Natural Gas, Fuel                                   | 101000 | 2111109200 | NR       | NR    | 5,000    |
| 1.00 |       | Total 541200 - Oper Expense - Liquid Propane Fuel   |        |            |          |       | \$5,000  |
| 1.00 | 46    | Safety Shoes  | 101000 | 2111109200 | NR       | NR    | 600      |
| 1.00 | 45    | Uniforms  | 101000 | 2111109200 | NR       | NR    | 700      |
| 2.00 |       | Total 541400 - Oper Expense - Tools/Equipment/PPE   |        |            |          |       | \$1,300  |
| 1.00 | 12302 | Parts & Supplies                                    | 101000 | 2111109100 | NR       | NR    | 140      |
| 1.00 | 13745 | Additional Furniture Requests                       | 101000 | 2111109200 | NR       | NR    | 7,500    |
| 1.00 | 15168 | B-374 Restroom Paper Items                          | 101000 | 2111109200 | NR       | NR    | 4,200    |
| 1.00 | 12946 | Cabling for Office Renovations                      | 101000 | 2111109200 | NR       | NR    | 3,500    |
| 1.00 | 12277 | Electrical Parts - General                          | 101000 | 2111109200 | NR       | NR    | 13,950   |
| 1.00 | 11968 | FOC Electrical Parts                                | 101000 | 2111109200 | NR       | NR    | 1,350    |
| 1.00 | 11969 | FOC Facilities Supplies                             | 101000 | 2111109200 | NR       | NR    | 3,640    |
| 1.00 | 11701 | FOC Replacement Parts                               | 101000 | 2111109200 | NR       | NR    | 3,500    |
| 1.00 | 11967 | FOC Restroom Paper Products                         | 101000 | 2111109200 | NR       | NR    | 2,800    |
| 1.00 | 44    | HQ Facilities Supplies                              | 101000 | 2111109200 | NR       | NR    | 9,565    |
| 1.00 | 13807 | HQ HVAC filters & UV lamps                          | 101000 | 2111109200 | NR       | NR    | 9,500    |
| 1.00 | 43    | HQ Replacement Parts                                | 101000 | 2111109200 | NR       | NR    | 6,492    |
| 1.00 | 16099 | HQ Replacement Parts                                | 101003 | 2111109200 | NR       | NR    | 22,182   |
| 1.00 | 11110 | HQ Restroom Paper Products                          | 101003 | 2111109200 | NR       | NR    | 30,000   |
| 1.00 | 12953 | Okeechobee WQM Restroom Paper Products              | 101000 | 2111109200 | NR       | NR    | 2,100    |

MISSION SUPPORT

MB41 PREVENTATIVE MAINT & OPERATIONAL PLAN

| Qty   | Item       | Name   | Fund   | FundCenter | Fund Prg | Grant | Amount    |
|-------|------------|--|--------|------------|----------|-------|-----------|
| 1.00  | 15163      | Ft Myers SC Restroom Paper Supplies                              | 202000 | 2111109220 | NR       | NR    | 2,800     |
| 16.00 |            | Total 541500 - Oper Expense - Parts and Supplies                 |        |            |          |       | \$123,219 |
| 1.00  | 11977      | ORL Parts & Supplies - Bldg & Grounds                            | 202000 | 2111109260 | NR       | NR    | 1,650     |
| 1.00  | 12369      | ORL Parts & Supplies - Janitorial                                | 202000 | 2111109260 | NR       | NR    | 1,400     |
| 2.00  |            | Total 541503 - Oper Expense - Parts,Supp - Build & Ground Equip  |        |            |          |       | \$3,050   |
| 1.00  | 12012      | ORL Parts & Supplies - Electrical                                | 202000 | 2111109260 | NR       | NR    | 1,400     |
| 1.00  |            | Total 541505 - Oper Expense - Parts,Supp - Electrical/Electronic |        |            |          |       | \$1,400   |
| 1.00  | 15757      | Office Supplies  | 101003 | 2111109100 | NR       | NR    | 1,377     |
| 1.00  |            | Total 541510 - Oper Expense - Parts,Supp - Office                |        |            |          |       | \$1,377   |
| 1.00  | 12276      | Emergency Rental Equipment                                       | 101000 | 2111109200 | NR       | NR    | 10,500    |
| 1.00  |            | Total 541600 - Oper Expense - Rent/Lease Equipment               |        |            |          |       | \$10,500  |
| 1.00  | 13443      | Training & Conferences   | 101003 | 2010106100 | NR       | NR    | 521       |
| 1.00  | 13447      | Training & Conferences   | 101000 | 2010106100 | NR       | NR    | 506       |
| 2.00  |            | Total 542000 - Oper Expense - Conference Registrations           |        |            |          |       | \$1,027   |
| 1.00  | 15670      | Travel, Non-Training   | 101000 | 2010106100 | NR       | NR    | 1,365     |
| 1.00  |            | Total 542100 - Oper Expense - District Travel                    |        |            |          |       | \$1,365   |
| 1.00  | 48         | Dues and Memberships   | 101000 | 2111109200 | NR       | NR    | 100       |
| 1.00  |            | Total 542310 - Oper Expense - Memberships, Dues and Fees         |        |            |          |       | \$100     |
| 1.00  | 26038      | Hangar/Office Rental   | 101003 | 2111109200 | NR       | NR    | 65,305    |
| 1.00  | 3          | Office Lease - Okeechobee Svc Cntr                               | 202000 | 2111109250 | NR       | NR    | 64,000    |
| 1.00  | 2          | Office Lease - Orlando Svc Cntr                                  | 202000 | 2111109260 | NR       | NR    | 113,850   |
| 3.00  |            | Total 543650 - Oper Expense - Space Rental                       |        |            |          |       | \$243,155 |
| 1.00  | 104 B-374  | Water and Sewer  | 101000 | 2111109200 | NR       | NR    | 8,900     |
| 1.00  | 11704 B270 | Electric Utility   | 101003 | 2111109200 | NR       | NR    | 78,000    |

MISSION SUPPORT

MB41 PREVENTATIVE MAINT & OPERATIONAL PLAN

| Qty  | Item  | Name  | Fund   | FundCenter | Fund Prg | Grant | Amount      |
|------|-------|---|--------|------------|----------|-------|-------------|
| 1.00 | 12018 | Environmental Lab Electric Utility                | 101003 | 2111109200 | NR       | NR    | 153,000     |
| 1.00 | 11702 | FOC Water and Sewer                               | 101000 | 2111109200 | NR       | NR    | 11,000      |
| 1.00 | 34    | HQ Electric Utilities                             | 101003 | 2111109200 | NR       | NR    | 600,000     |
| 1.00 | 35    | HQ Water & Sewer                                  | 101003 | 2111109200 | NR       | NR    | 39,900      |
| 1.00 | 17086 | Okeechobee Service Center Utilities               | 202000 | 2111109250 | NR       | NR    | 15,000      |
| 7.00 |       | Total 543700 - Oper Expense - Utilities           |        |            |          |       | \$905,800   |
| 1.00 | 11708 | Electrical Service                                | 202000 | 2111109220 | NR       | NR    | 43,805      |
| 1.00 | 15091 | Electric Service                                  | 203000 | 2111109270 | NR       | NR    | 5,500       |
| 2.00 |       | Total 543701 - Oper Expense - Electrical Service  |        |            |          |       | \$49,305    |
| 1.00 | 11715 | Ft Myers SC Water & Sewer Services                | 202000 | 2111109220 | NR       | NR    | 6,500       |
| 1.00 | 15092 | Water & Sewer Services                            | 203000 | 2111109270 | NR       | NR    | 11,800      |
| 2.00 |       | Total 543702 - Oper Expense - Water/Sewer Service |        |            |          |       | \$18,300    |
|      |       | Total PREVENTATIVE MAINT & OPERATIONAL PLAN       |        |            |          |       | \$6,997,071 |

MISSION SUPPORT

MB42 FACILITIES BUSINESS OPERATIONS SUPPORT

| Qty  | Item  | Name  | Fund   | FundCenter | Fund Prg | Grant | Amount    |
|------|-------|---|--------|------------|----------|-------|-----------|
| 4.00 | Total | 510100 - Salaries and Wages - Regular                     |        |            |          |       | \$182,479 |
| 4.00 | Total | 520900 - Fringe Benefits - FICA Taxes Employer Share      |        |            |          |       | \$13,960  |
| 4.00 | Total | 521010 - Fringe Benefits - FRS Retirement Contrib         |        |            |          |       | \$24,763  |
| 4.00 | Total | 521110 - Fringe Benefits - Medical Insurance              |        |            |          |       | \$65,540  |
| 4.00 | Total | 521120 - Fringe Benefits - Dental Insurance               |        |            |          |       | \$4,880   |
| 4.00 | Total | 521130 - Fringe Benefits - Vision Insurance               |        |            |          |       | \$548     |
| 4.00 | Total | 521140 - Fringe Benefits - Accidental Death Dismemberment |        |            |          |       | \$52      |
| 4.00 | Total | 521150 - Fringe Benefits - Long-Term Disability           |        |            |          |       | \$800     |
| 4.00 | Total | 521160 - Fringe Benefits - Life Insurance                 |        |            |          |       | \$882     |
| 1.00 | 29    | Mail Courier Service                                      | 101003 | 2111109500 | NR       | NR    | 75,600    |
| 1.00 | Total | 531200 - Cont Serv - Mail/Courier                         |        |            |          |       | \$75,600  |
| 1.00 | 98    | Fork Lift Fuel/Maintenance                                | 101000 | 2111109500 | NR       | NR    | 1,800     |
| 1.00 | Total | 540030 - Oper Expense - Inventory Other Fuels             |        |            |          |       | \$1,800   |
| 1.00 | 11953 | Uniforms  | 101000 | 2111109500 | NR       | NR    | 150       |
| 1.00 | Total | 541301 - Oper Expense - District Uniforms                 |        |            |          |       | \$150     |
| 1.00 | 80    | Copier Paper & CD/DVD Supplies                            | 101000 | 2111109500 | NR       | NR    | 44,055    |
| 1.00 | 73    | Emergency Storm Supplies                                  | 101000 | 2111109500 | NR       | NR    | 1,827     |
| 2.00 | Total | 541500 - Oper Expense - Parts and Supplies                |        |            |          |       | \$45,882  |
| 1.00 | 15763 | Office Supplies   | 101000 | 2111109500 | NR       | NR    | 421       |
| 1.00 | Total | 541510 - Oper Expense - Parts,Supp - Office               |        |            |          |       | \$421     |

MISSION SUPPORT

MB42 FACILITIES BUSINESS OPERATIONS SUPPORT

| Qty  | Item  | Name   | Fund   | FundCenter | Fund Prg | Grant | Amount    |
|------|-------|--|--------|------------|----------|-------|-----------|
| 1.00 | 12290 | Mail Processing Machine                                  | 101000 | 2111109500 | NR       | NR    | 8,795     |
| 1.00 | 75    | Postage Meter Annual Rental Expense                      | 101000 | 2111109500 | NR       | NR    | 757       |
| 2.00 | Total | 541600 - Oper Expense - Rent/Lease Equipment             |        |            |          |       | \$9,552   |
| 1.00 | 31    | Postage Expense  | 101000 | 2111109500 | NR       | NR    | 31,500    |
| 1.00 | Total | 543600 - Oper Expense - Postage                          |        |            |          |       | \$31,500  |
| 1.00 | 23    | Printing/Bindery/Duplication Services                    | 101000 | 2111109500 | NR       | NR    | 37,500    |
| 1.00 | Total | 543660 - Oper Expense - Printing Services (non-outreach) |        |            |          |       | \$37,500  |
|      | Total | FACILITIES BUSINESS OPERATIONS SUPPORT                   |        |            |          |       | \$496,309 |



MISSION SUPPORT

| MB44 | COST CREDITING |   | Fund | FundCenter | Fund Prg | Grant | Amount    |
|------|----------------|---|------|------------|----------|-------|-----------|
| Qty  | Item           | Name  |      |            |          |       |           |
| 1.00 | Total          | 510100 - Salaries and Wages - Regular                     |      |            |          |       | \$84,271  |
| 1.00 | Total          | 520900 - Fringe Benefits - FICA Taxes Employer Share      |      |            |          |       | \$6,447   |
| 1.00 | Total          | 521010 - Fringe Benefits - FRS Retirement Contrib         |      |            |          |       | \$11,436  |
| 1.00 | Total          | 521110 - Fringe Benefits - Medical Insurance              |      |            |          |       | \$16,385  |
| 1.00 | Total          | 521120 - Fringe Benefits - Dental Insurance               |      |            |          |       | \$1,220   |
| 1.00 | Total          | 521130 - Fringe Benefits - Vision Insurance               |      |            |          |       | \$137     |
| 1.00 | Total          | 521140 - Fringe Benefits - Accidental Death Dismemberment |      |            |          |       | \$15      |
| 1.00 | Total          | 521150 - Fringe Benefits - Long-Term Disability           |      |            |          |       | \$200     |
| 1.00 | Total          | 521160 - Fringe Benefits - Life Insurance                 |      |            |          |       | \$258     |
|      | Total          | COST CREDITING  |      |            |          |       | \$120,369 |

MISSION SUPPORT

| MB50 | MAINTAIN, MONITOR, EVALUATE & REPORT INSURANCE PLANS |                                      |        |            |  |       |             |
|------|--|--------------------------------------|--------|------------|--|-------|-------------|
| Qty  | Item   | Name                                 | Fund   | FundCenter | Fund Prg   | Grant | Amount      |
| 1.50 |  | Total                                | 510100 | -          | Salaries and Wages - Regular                     |       | \$112,965   |
| 1.50 |  | Total                                | 520900 | -          | Fringe Benefits - FICA Taxes Employer Share      |       | \$8,642     |
| 1.50 |  | Total                                | 521010 | -          | Fringe Benefits - FRS Retirement Contrib         |       | \$15,330    |
| 1.50 |  | Total                                | 521110 | -          | Fringe Benefits - Medical Insurance              |       | \$24,578    |
| 1.50 |  | Total                                | 521120 | -          | Fringe Benefits - Dental Insurance               |       | \$1,830     |
| 1.50 |  | Total                                | 521130 | -          | Fringe Benefits - Vision Insurance               |       | \$206       |
| 1.50 |  | Total                                | 521140 | -          | Fringe Benefits - Accidental Death Dismemberment |       | \$23        |
| 1.50 |  | Total                                | 521150 | -          | Fringe Benefits - Long-Term Disability           |       | \$300       |
| 1.50 |  | Total                                | 521160 | -          | Fringe Benefits - Life Insurance                 |       | \$386       |
| 1.00 | 34064  | Executive Ofc Insurance-Safety       | 202000 | 1010200000 | NR   | NR    | 1,553,130   |
| 1.00 | 12975  | Annual Audiometric Hearing           | 101000 | 2114308300 | NR   | NR    | 7,920       |
| .17  | 13023  | Claims Handling Fee                  | 601000 | 2114308300 | NR   | NR    | 13,770      |
| .17  | 15363  | Flexible Spending Account Fees       | 101000 | 2114308300 | NR   | NR    | 4,577       |
| 1.00 | 15882  | Insurance Brokerage Fees (ALL)       | 601000 | 2114308300 | NR   | NR    | 32,000      |
| .17  | 12976  | Insurance Brokerage Service (ALL)    | 601000 | 2114308300 | NR   | NR    | 4,760       |
| 1.00 | 12974  | Laboratory Analysis/Testing Services | 601000 | 2114308300 | NR   | NR    | 6,500       |
| 4.51 |  | Total                                | 530100 | -          | Cont Serv - External Provider                    |       | \$1,622,657 |
| 1.00 | 20012  | Audit of Voluntary Retirement Plans  | 601000 | 2114308300 | NR   | NR    | 42,000      |
| 1.00 | 11711  | DHHS Drug/Alcohol Program            | 101000 | 2114308300 | NR   | NR    | 2,700       |
| 1.00 | 15769  | Health Care Consulting Services      | 602000 | 2114308300 | NR   | NR    | 16,642      |
| 1.00 | 24232  | Health Care Consulting Services      | 602000 | 2114308300 | NR   | NR    | 33,358      |
| 1.00 | 8  | Physicals - Level B-2 (Reg)          | 101000 | 2114308300 | NR   | NR    | 3,600       |
| 1.00 | 13679  | Special Physicals                    | 101000 | 2114308300 | NR   | NR    | 1,350       |
| 6.00 |  | Total                                | 530900 | -          | Cont Serv - Professional                         |       | \$99,650    |

MISSION SUPPORT

MB50 MAINTAIN, MONITOR, EVALUATE & REPORT INSURANCE PLANS

| Qty  | Item  | Name   | Fund   | FundCenter | Fund Prg | Grant | Amount      |
|------|-------|--|--------|------------|----------|-------|-------------|
| 1.00 | 12001 | Actuarial  | 601000 | 2114308300 | NR       | NR    | 6,500       |
| 1.00 |       | Total 537800 - Cont Serv - Actuarial Services                    |        |            |          |       | \$6,500     |
| 1.00 | 12000 | Books - References   | 601000 | 2310117000 | NR       | NR    | 1,200       |
| 1.00 | 12275 | Spencer Reports  | 601000 | 2310117000 | NR       | NR    | 1,500       |
| 2.00 |       | Total 541100 - Oper Expense - Books/Subscriptions                |        |            |          |       | \$2,700     |
| 1.00 | 11998 | Claims Payment Automobile  | 601000 | 2114308300 | NR       | NR    | 91,000      |
| 1.00 |       | Total 541810 - Oper Expense - Insurance Claims Automobile        |        |            |          |       | \$91,000    |
| 1.00 | 11997 | Claims Payment General Liability                                 | 601000 | 2114308300 | NR       | NR    | 50,000      |
| 1.00 |       | Total 541820 - Oper Expense - Insurance Claims General Liability |        |            |          |       | \$50,000    |
| 1.00 | 12003 | Boiler & Machinery   | 601000 | 2114308300 | NR       | NR    | 10,000      |
| 1.00 | 15768 | Crime/Dishonesty Insurance                                       | 601000 | 2114308300 | NR       | NR    | 7,500       |
| 1.00 | 15765 | Director's Insurance   | 601000 | 2114308300 | NR       | NR    | 113,000     |
| .17  | 13344 | Helicopter Insurance   | 601000 | 2114308300 | NR       | NR    | 15,300      |
| 1.00 | 15767 | Property Insurance   | 601000 | 2114308300 | NR       | NR    | 522,261     |
| 1.00 | 35512 | Property Insurance   | 601000 | 2114308300 | NR       | NR    | 400,000     |
| 1.00 | 24231 | Property Insurance   | 601000 | 2114308300 | NR       | NR    | 13,739      |
| 6.17 |       | Total 541830 - Oper Expense - Insurance Premiums Other Property  |        |            |          |       | \$1,081,800 |
| 1.00 | 13815 | Insurance Premium Workers' Comp                                  | 601000 | 2114308300 | NR       | NR    | 25,000      |
| 1.00 | 16083 | Insurance Premium Workers' Comp                                  | 601000 | 2114308300 | NR       | NR    | 5,000       |
| 2.00 |       | Total 541850 - Oper Expense - Insurance Premium Workmen's Comp   |        |            |          |       | \$30,000    |
| 1.00 | 15766 | Workers' Compensation - Employee Payment                         | 601000 | 2114308300 | NR       | NR    | 1,039,000   |
| 1.00 |       | Total 541880 - Oper Expense - Worker's Comp Employee Payments    |        |            |          |       | \$1,039,000 |
| 1.00 | 13345 | Business Travel  | 601000 | 2114308300 | NR       | NR    | 2,700       |
| 1.00 |       | Total 542100 - Oper Expense - District Travel                    |        |            |          |       | \$2,700     |

MISSION SUPPORT

| Qty  | Item  | Name   | Fund   | FundCenter | Fund Prg | Grant | Amount      |
|------|-------|--|--------|------------|----------|-------|-------------|
| 1.00 | 11955 | Risk & Insurance Management Society                              | 601000 | 2114308300 | NR       | NR    | 1,300       |
| 1.00 |       | Total 542310 - Oper Expense - Memberships, Dues and Fees         |        |            |          |       | \$1,300     |
| 1.00 | 35503 | Medical Claims Paid  | 602000 | 2114308300 | NR       | NR    | 3,809,480   |
| 1.00 |       | Total 590100 - Internal Service Fund (ISF) - Medical Claims Paid |        |            |          |       | \$3,809,480 |
| .14  | 14026 | Dental Claims Paid   | 602000 | 2114308300 | NR       | NR    | 296,410     |
| .14  |       | Total 590110 - Internal Service Fund (ISF) - Dental Claims Paid  |        |            |          |       | \$296,410   |
| .14  | 14027 | Vision Claims Paid   | 602000 | 2114308300 | NR       | NR    | 42,019      |
| .14  |       | Total 590120 - ISF - Vision Claims Paid                          |        |            |          |       | \$42,019    |
| .14  | 14028 | Administrator Fees Paid  | 602000 | 2114308300 | NR       | NR    | 326,872     |
| .14  |       | Total 590160 - ISF - Administrator Fees Paid                     |        |            |          |       | \$326,872   |
| .14  | 14029 | Actuarial Service Fees Paid                                      | 602000 | 2114308300 | NR       | NR    | 2,100       |
| .14  |       | Total 590170 - ISF - Actuarial Service Fees Paid                 |        |            |          |       | \$2,100     |
|      |       | Total MAINTAIN, MONITOR, EVALUATE & REPORT INSURANCE PLANS       |        |            |          |       | \$8,668,448 |

MISSION SUPPORT

MB52 MAINTAIN & UPDATE PAYROLL

| Qty  | Item  | Name                         | Fund   | FundCenter | Fund Prg                                  | Grant | Amount  |
|------|-------|------------------------------|--------|------------|---|-------|---------|
| 1.00 | 12968 | Standard Register Toner      | 101000 | 2310117000 | NR  | NR    | 2,070   |
| 1.00 | 12969 | W-2 Forms                    | 101000 | 2310117000 | NR  | NR    | 900     |
| 2.00 |       | Total                        | 541500 | -          | Oper Expense - Parts and Supplies         |       | \$2,970 |
| 1.00 | 12970 | American Payroll Association | 101000 | 2310117000 | NR  | NR    | 360     |
| 1.00 | 13346 | IOMA                         | 601000 | 2310117000 | NR  | NR    | 450     |
| 2.00 |       | Total                        | 542310 | -          | Oper Expense - Memberships, Dues and Fees |       | \$810   |
|      |       | Total                        |        |            | MAINTAIN & UPDATE PAYROLL                 |       | \$3,780 |

MISSION SUPPORT

| MB61 | ENTERPRISE PROJECT MANAGEMENT |   |        |            |          |       |           |           |
|------|-------------------------------|---|--------|------------|----------|-------|-----------|-----------|
| Qty  | Item                          | Name  | Fund   | FundCenter | Fund Prg | Grant | Amount    |           |
| 2.10 | Total                         | 510100 - Salaries and Wages - Regular                     |        |            |          |       | \$139,518 |           |
| 2.10 | Total                         | 520900 - Fringe Benefits - FICA Taxes Employer Share      |        |            |          |       | \$10,674  |           |
| 2.10 | Total                         | 521010 - Fringe Benefits - FRS Retirement Contrib         |        |            |          |       | \$18,933  |           |
| 2.10 | Total                         | 521110 - Fringe Benefits - Medical Insurance              |        |            |          |       | \$34,409  |           |
| 2.10 | Total                         | 521120 - Fringe Benefits - Dental Insurance               |        |            |          |       | \$2,562   |           |
| 2.10 | Total                         | 521130 - Fringe Benefits - Vision Insurance               |        |            |          |       | \$288     |           |
| 2.10 | Total                         | 521140 - Fringe Benefits - Accidental Death Dismemberment |        |            |          |       | \$32      |           |
| 2.10 | Total                         | 521150 - Fringe Benefits - Long-Term Disability           |        |            |          |       | \$420     |           |
| 2.10 | Total                         | 521160 - Fringe Benefits - Life Insurance                 |        |            |          |       | \$540     |           |
| 1.00 | 13442                         | Memberships   | 101000 | 1012502000 | NR       | NR    | 400       |           |
| 1.00 | Total                         | 542310 - Oper Expense - Memberships, Dues and Fees        |        |            |          |       | \$400     |           |
|      | Total                         | ENTERPRISE PROJECT MANAGEMENT                             |        |            |          |       |           | \$207,776 |

MISSION SUPPORT

| MB62 | ENTERPRISE PROCESS MANAGEMENT |                               |   |  | Fund | FundCenter | Fund Prg | Grant | Amount    |
|------|-------------------------------|-------------------------------|---|--|------|------------|----------|-------|-----------|
| Qty  | Item                          | Name                          |   |  |      |            |          |       |           |
| 2.40 | Total                         | 510100                        | - | Salaries and Wages - Regular                     |      |            |          |       | \$187,039 |
| 2.40 | Total                         | 520900                        | - | Fringe Benefits - FICA Taxes Employer Share      |      |            |          |       | \$14,307  |
| 2.40 | Total                         | 521010                        | - | Fringe Benefits - FRS Retirement Contrib         |      |            |          |       | \$25,381  |
| 2.40 | Total                         | 521110                        | - | Fringe Benefits - Medical Insurance              |      |            |          |       | \$39,324  |
| 2.40 | Total                         | 521120                        | - | Fringe Benefits - Dental Insurance               |      |            |          |       | \$2,928   |
| 2.40 | Total                         | 521130                        | - | Fringe Benefits - Vision Insurance               |      |            |          |       | \$329     |
| 2.40 | Total                         | 521140                        | - | Fringe Benefits - Accidental Death Dismemberment |      |            |          |       | \$36      |
| 2.40 | Total                         | 521150                        | - | Fringe Benefits - Long-Term Disability           |      |            |          |       | \$480     |
| 2.40 | Total                         | 521160                        | - | Fringe Benefits - Life Insurance                 |      |            |          |       | \$617     |
|      | Total                         | ENTERPRISE PROCESS MANAGEMENT |   |  |      |            |          |       | \$270,441 |

MISSION SUPPORT

| MB63 | ENTERPRISE BUSINESS INTELLIGENCE |                     |                                  |            |  |       |           |           |
|------|----------------------------------|---------------------|----------------------------------|------------|--|-------|-----------|-----------|
| Qty  | Item                             | Name                | Fund                             | FundCenter | Fund Prg   | Grant | Amount    |           |
| 2.00 |                                  | Total               | 510100                           | -          | Salaries and Wages - Regular                     |       | \$158,704 |           |
| 2.00 |                                  | Total               | 520900                           | -          | Fringe Benefits - FICA Taxes Employer Share      |       | \$12,140  |           |
| 2.00 |                                  | Total               | 521010                           | -          | Fringe Benefits - FRS Retirement Contrib         |       | \$21,536  |           |
| 2.00 |                                  | Total               | 521110                           | -          | Fringe Benefits - Medical Insurance              |       | \$32,770  |           |
| 2.00 |                                  | Total               | 521120                           | -          | Fringe Benefits - Dental Insurance               |       | \$2,440   |           |
| 2.00 |                                  | Total               | 521130                           | -          | Fringe Benefits - Vision Insurance               |       | \$274     |           |
| 2.00 |                                  | Total               | 521140                           | -          | Fringe Benefits - Accidental Death Dismemberment |       | \$30      |           |
| 2.00 |                                  | Total               | 521150                           | -          | Fringe Benefits - Long-Term Disability           |       | \$400     |           |
| 2.00 |                                  | Total               | 521160                           | -          | Fringe Benefits - Life Insurance                 |       | \$504     |           |
| 1.00 | 13763                            | Books/Subscriptions | 101000                           | 1012502000 | NR   | NR    | 147       |           |
| 1.00 |                                  | Total               | 541100                           | -          | Oper Expense - Books/Subscriptions               |       | \$147     |           |
| 1.00 | 15738                            | Office Supplies     | 101000                           | 2010106100 | NR   | NR    | 225       |           |
| 1.00 |                                  | Total               | 541510                           | -          | Oper Expense - Parts,Supp - Office               |       | \$225     |           |
|      |                                  | Total               | ENTERPRISE BUSINESS INTELLIGENCE |            |  |       |           | \$229,170 |



MISSION SUPPORT

| Qty  | Item  | Name   | Fund   | FundCenter | Fund Prg | Grant | Amount             |
|--|-------|--|--------|------------|----------|-------|--------------------|
| MB79 Tax Collector/Property Appraiser Fees |       |  |        |            |          |       |                    |
| 1.00                                       | 64    | Tax Collector Fees - BCB                             | 203000 | 9999999599 | NR       | NR    | 114,297            |
| 1.00                                       | 24240 | Tax Collector Fees - District                        | 101000 | 9999999599 | NR       | NR    | 690,541            |
| 1.00                                       | 15607 | Tax Collector Fees - District                        | 101000 | 9999999599 | NR       | NR    | 865,802            |
| 1.00                                       | 62    | Tax Collector Fees - District                        | 101000 | 9999999599 | NR       | NR    | 605,313            |
| 1.00                                       | 24233 | Tax Collector Fees - Okeechobee                      | 202000 | 9999999599 | NR       | NR    | 954,877            |
| 1.00                                       | 15609 | Tax Collector Fees - Okeechobee                      | 202000 | 9999999599 | NR       | NR    | 1,142,047          |
| 1.00                                       | 63    | Tax Collector Fees - Okeechobee                      | 202000 | 9999999599 | NR       | NR    | 323,123            |
| 7.00                                       |       | Total 543100 - Oper Expense - Tax Collector's Fees   |        |            |          |       | <u>\$4,696,000</u> |
| 1.00                                       | 24235 | Property Appraiser Fees - BCB                        | 203000 | 9999999599 | NR       | NR    | 60,000             |
| 1.00                                       | 69    | Property Appraiser Fees - BCB                        | 203000 | 9999999599 | NR       | NR    | 170,703            |
| 1.00                                       | 15594 | Property Appraiser Fees - District                   | 101000 | 9999999599 | NR       | NR    | 243,580            |
| 1.00                                       | 67    | Property Appraiser Fees - District                   | 101000 | 9999999599 | NR       | NR    | 825,505            |
| 1.00                                       | 68    | Property Appraiser Fees - Okeechobee                 | 202000 | 9999999599 | NR       | NR    | 776,272            |
| 5.00                                       |       | Total 543150 - Oper Expense - County Appraiser's Fee |        |            |          |       | <u>\$2,076,060</u> |
|  |       | Total Tax Collector/Property Appraiser Fees          |        |            |          |       | <u>\$6,772,060</u> |

MISSION SUPPORT

MB84 FLEET SERVICES

| Qty  | Item  | Name                                  | Fund   | FundCenter | Fund Prg                            | Grant | Amount   |
|------|-------|---------------------------------------|--------|------------|-------------------------------------|-------|----------|
| 1.00 | 13691 | Motor Pool Lease                      | 101000 | 5005170400 | NR                                  | NR    | 27,000   |
| 1.00 | 13693 | Rental Vehicles (Motor Pool Overages) | 101000 | 5005170400 | NR                                  | NR    | 7,405    |
| 2.00 |       | Total                                 | 541600 | -          | Oper Expense - Rent/Lease Equipment |       | \$34,405 |
| .50  | 13652 | Pilot Physicals                       | 101000 | 2114308300 | NR                                  | NR    | 207      |
| .50  |       | Total                                 | 541900 | -          | Oper Expense - Other                |       | \$207    |
|      |       | Total                                 |        |            | FLEET SERVICES                      |       | \$34,612 |

MISSION SUPPORT

| MB85  | MANAGEMENT & ADMINISTRATION |                                       |        |            |  |       |              |
|-------|-----------------------------|---------------------------------------|--------|------------|--|-------|--------------|
| Qty   | Item                        | Name                                  | Fund   | FundCenter | Fund Prg   | Grant | Amount       |
| 3.85  |                             | Total                                 | 510100 | -          | Salaries and Wages - Regular                     |       | \$358,934    |
| 3.85  |                             | Total                                 | 520900 | -          | Fringe Benefits - FICA Taxes Employer Share      |       | \$27,459     |
| 3.85  |                             | Total                                 | 521010 | -          | Fringe Benefits - FRS Retirement Contrib         |       | \$88,686     |
| 3.85  |                             | Total                                 | 521110 | -          | Fringe Benefits - Medical Insurance              |       | \$69,516     |
| 3.85  |                             | Total                                 | 521120 | -          | Fringe Benefits - Dental Insurance               |       | \$4,697      |
| 3.85  |                             | Total                                 | 521130 | -          | Fringe Benefits - Vision Insurance               |       | \$528        |
| 3.85  |                             | Total                                 | 521140 | -          | Fringe Benefits - Accidental Death Dismemberment |       | \$59         |
| 3.85  |                             | Total                                 | 521150 | -          | Fringe Benefits - Long-Term Disability           |       | \$770        |
| 3.85  |                             | Total                                 | 521160 | -          | Fringe Benefits - Life Insurance                 |       | \$990        |
| 28.00 |                             | Total                                 | 529990 | -          | Fringe Benefits - Other Personnel Benefits       |       | \$604,533    |
| 1.00  | 15713                       | Office Supplies                       | 101000 | 2010106100 | NR   | NR    | 226          |
| 1.00  |                             | Total                                 | 541510 | -          | Oper Expense - Parts,Supp - Office               |       | \$226        |
| 1.00  | 15675                       | Business Travel/Training              | 101000 | 2010106100 | NR   | NR    | 652          |
| 1.00  |                             | Total                                 | 542100 | -          | Oper Expense - District Travel                   |       | \$652        |
| 1.00  | 27612                       | Florida Stormwater Assn               | 101000 | 3301139100 | NR   | NR    | 1,100        |
| 1.00  |                             | Total                                 | 542310 | -          | Oper Expense - Memberships, Dues and Fees        |       | \$1,100      |
| 1.00  | 15099                       | CERP - Central Service Indirect Costs | 101000 | 9999999699 | NR   | NR    | -3,332,968   |
| 1.00  |                             | Total                                 | 543900 | -          | Oper Expense - Central Services Indirect         |       | -\$3,332,968 |
| 1.00  | 35513                       | Self Insurance Charges                | 101000 | 9999999999 | NR   | NR    | 245,490      |

MISSION SUPPORT

MB85 MANAGEMENT & ADMINISTRATION

| Qty  | Item  | Name                   | Fund                        | FundCenter | Fund Prg                              | Grant | Amount      |            |
|------|-------|------------------------|-----------------------------|------------|---------------------------------------|-------|-------------|------------|
| 1.00 | 12488 | Self Insurance Charges | 101000                      | 9999999999 | NR                                    | NR    | 1,318,233   |            |
| 2.00 |       | Total                  | 547000                      | -          | Oper Expense - Self-Insurance Charges |       | \$1,563,723 |            |
|      |       | Total                  | MANAGEMENT & ADMINISTRATION |            |                                       |       |             | -\$611,095 |

MISSION SUPPORT

| MH10 | EMPLOYMENT STAFFING |                                |        |  | Fund   | FundCenter | Fund Prg | Grant | Amount    |
|------|---------------------|--------------------------------|--------|--|--------|------------|----------|-------|-----------|
| Qty  | Item                | Name                           |        |  |        |            |          |       |           |
| 7.80 |                     | Total                          | 510100 | - Salaries and Wages - Regular                     |        |            |          |       | \$619,748 |
| 7.80 |                     | Total                          | 520900 | - Fringe Benefits - FICA Taxes Employer Share      |        |            |          |       | \$47,410  |
| 7.80 |                     | Total                          | 521010 | - Fringe Benefits - FRS Retirement Contrib         |        |            |          |       | \$99,772  |
| 7.80 |                     | Total                          | 521110 | - Fringe Benefits - Medical Insurance              |        |            |          |       | \$132,566 |
| 7.80 |                     | Total                          | 521120 | - Fringe Benefits - Dental Insurance               |        |            |          |       | \$9,516   |
| 7.80 |                     | Total                          | 521130 | - Fringe Benefits - Vision Insurance               |        |            |          |       | \$1,068   |
| 7.80 |                     | Total                          | 521140 | - Fringe Benefits - Accidental Death Dismemberment |        |            |          |       | \$111     |
| 7.80 |                     | Total                          | 521150 | - Fringe Benefits - Long-Term Disability           |        |            |          |       | \$1,560   |
| 7.80 |                     | Total                          | 521160 | - Fringe Benefits - Life Insurance                 |        |            |          |       | \$1,933   |
| 1.00 | 12951               | ADA Interpreting Services      |        |  | 101000 | 2310117000 | NR       | NR    | 1,350     |
| 1.00 | 16082               | Salary Survey Subscription     |        |  | 101000 | 2310117000 | NR       | NR    | 16,000    |
| 1.00 | 12950               | Background Investigations      |        |  | 101000 | 2311118000 | NR       | NR    | 9,000     |
| 3.00 |                     | Total                          | 530100 | - Cont Serv - External Provider                    |        |            |          |       | \$26,350  |
| 1.00 | 12279               | Advertising                    |        |  | 101000 | 2311118000 | NR       | NR    | 45,000    |
| 1.00 |                     | Total                          | 530105 | - Cont Serv - Advertising Services                 |        |            |          |       | \$45,000  |
| 1.00 | 13328               | Books & Reference Materials    |        |  | 101000 | 2310117000 | NR       | NR    | 225       |
| 1.00 |                     | Total                          | 541100 | - Oper Expense - Books/Subscriptions               |        |            |          |       | \$225     |
| 1.00 | 15717               | Office Supplies (All Sections) |        |  | 101000 | 2310117000 | NR       | NR    | 977       |
| 1.00 |                     | Total                          | 541510 | - Oper Expense - Parts,Supp - Office               |        |            |          |       | \$977     |
| 1.00 | 12280               | Immigration INS Charges        |        |  | 101000 | 2311118000 | NR       | NR    | 12,540    |

MISSION SUPPORT

MH10 EMPLOYMENT STAFFING

| Qty  | Item  | Name                   | Fund                | FundCenter | Fund Prg                                  | Grant | Amount   |             |
|------|-------|------------------------|---------------------|------------|---|-------|----------|-------------|
| 1.00 |       | Total                  | 541900              | -          | Oper Expense - Other                      |       | \$12,540 |             |
| 1.00 | 13449 | Training & Conferences | 101000              | 2310117000 | NR  | NR    | 9,817    |             |
| 1.00 |       | Total                  | 542000              | -          | Oper Expense - Conference Registrations   |       | \$9,817  |             |
| 1.00 | 12476 | Dues & Memberships     | 101000              | 2310117000 | NR  | NR    | 189      |             |
| 1.00 |       | Total                  | 542310              | -          | Oper Expense - Memberships, Dues and Fees |       | \$189    |             |
| 1.00 | 15240 | Relocation             | 101000              | 2311118000 | NR  | NR    | 37,350   |             |
| 1.00 |       | Total                  | 542500              | -          | Oper Expense - Employee Relocation        |       | \$37,350 |             |
|      |       | Total                  | EMPLOYMENT STAFFING |            |   |       |          | \$1,046,132 |

MISSION SUPPORT

MH11 TRAINING & DEVELOPMENT

| Qty  | Item  | Name                            | Fund   | FundCenter | Fund Prg  | Grant | Amount    |
|------|-------|---------------------------------|--------|------------|---|-------|-----------|
| 1.25 |       | Total                           | 510100 | -          | Salaries and Wages - Regular                      |       | \$84,732  |
| 1.00 | 13753 | Education/Tuition Reimbursement | 101000 | 2310117000 | NR  | NR    | 125,000   |
| 1.00 |       | Total                           | 520060 | -          | Fringe Benefits - Education/Tuition Reimbursement |       | \$125,000 |
| 1.25 |       | Total                           | 520900 | -          | Fringe Benefits - FICA Taxes Employer Share       |       | \$6,482   |
| 1.25 |       | Total                           | 521010 | -          | Fringe Benefits - FRS Retirement Contrib          |       | \$11,498  |
| 1.25 |       | Total                           | 521110 | -          | Fringe Benefits - Medical Insurance               |       | \$20,482  |
| 1.25 |       | Total                           | 521120 | -          | Fringe Benefits - Dental Insurance                |       | \$1,525   |
| 1.25 |       | Total                           | 521130 | -          | Fringe Benefits - Vision Insurance                |       | \$172     |
| 1.25 |       | Total                           | 521140 | -          | Fringe Benefits - Accidental Death Dismemberment  |       | \$19      |
| 1.25 |       | Total                           | 521150 | -          | Fringe Benefits - Long-Term Disability            |       | \$250     |
| 1.25 |       | Total                           | 521160 | -          | Fringe Benefits - Life Insurance                  |       | \$322     |
| 1.00 | 13457 | Management Consulting Services  | 101000 | 2310117000 | NR  | NR    | 23,680    |
| 1.00 |       | Total                           | 530910 | -          | Cont Serv - Training Services - On Site           |       | \$23,680  |
| 1.00 | 27    | Salary Surveys                  | 101000 | 2310117000 | NR  | NR    | 4,340     |
| 1.00 |       | Total                           | 541100 | -          | Oper Expense - Books/Subscriptions                |       | \$4,340   |
| 1.00 | 11716 | Training Supplies               | 101000 | 2310117000 | NR  | NR    | 3,150     |
| 1.00 |       | Total                           | 541500 | -          | Oper Expense - Parts and Supplies                 |       | \$3,150   |
| 1.00 | 15950 | Employee Meetings               | 101000 | 2310117000 | NR  | NR    | 585       |
| 1.00 |       | Total                           | 541900 | -          | Oper Expense - Other                              |       | \$585     |

MISSION SUPPORT

MH11 TRAINING & DEVELOPMENT

| <u>Qty</u> | <u>Item</u> | <u>Name</u>            | <u>Fund</u> | <u>FundCenter</u> | <u>Fund Prg</u> | <u>Grant</u> | <u>Amount</u>    |
|------------|-------------|------------------------|-------------|-------------------|-----------------|--------------|------------------|
|            | Total       | TRAINING & DEVELOPMENT |             |                   |                 |              | <u>\$282,237</u> |



MISSION SUPPORT

| MH12 | COMPENSATION MANAGEMENT |                     |                         |  | Fund       | FundCenter | Fund Prg | Grant | Amount    |           |
|------|-------------------------|---------------------|-------------------------|--|------------|------------|----------|-------|-----------|-----------|
| Qty  | Item                    | Name                |                         |  |            |            |          |       |           |           |
| .25  |                         | Total               | 510100                  | - Salaries and Wages - Regular                     |            |            |          |       | \$19,732  |           |
| 1.00 | 15637                   | Instant Cash Awards | 101000                  |  | 2310117000 | NR         | NR       |       | 125,000   |           |
| 1.00 |                         | Total               | 520070                  | - Fringe Benefits - Employee Cash Awards           |            |            |          |       | \$125,000 |           |
| .25  |                         | Total               | 520900                  | - Fringe Benefits - FICA Taxes Employer Share      |            |            |          |       | \$1,509   |           |
| .25  |                         | Total               | 521010                  | - Fringe Benefits - FRS Retirement Contrib         |            |            |          |       | \$2,677   |           |
| .25  |                         | Total               | 521110                  | - Fringe Benefits - Medical Insurance              |            |            |          |       | \$4,097   |           |
| .25  |                         | Total               | 521120                  | - Fringe Benefits - Dental Insurance               |            |            |          |       | \$305     |           |
| .25  |                         | Total               | 521130                  | - Fringe Benefits - Vision Insurance               |            |            |          |       | \$35      |           |
| .25  |                         | Total               | 521140                  | - Fringe Benefits - Accidental Death Dismemberment |            |            |          |       | \$4       |           |
| .25  |                         | Total               | 521150                  | - Fringe Benefits - Long-Term Disability           |            |            |          |       | \$50      |           |
| .25  |                         | Total               | 521160                  | - Fringe Benefits - Life Insurance                 |            |            |          |       | \$65      |           |
|      |                         | Total               | COMPENSATION MANAGEMENT |  |            |            |          |       |           | \$153,474 |

MISSION SUPPORT

| MH13 | EMPLOYEE RELATIONS/EEO |                        |   |  | Fund | FundCenter | Fund Prg | Grant | Amount   |
|------|------------------------|------------------------|---|--|------|------------|----------|-------|----------|
| Qty  | Item                   | Name                   |   |  |      |            |          |       |          |
| .45  | Total                  | 510100                 | - | Salaries and Wages - Regular                     |      |            |          |       | \$35,889 |
| .45  | Total                  | 520900                 | - | Fringe Benefits - FICA Taxes Employer Share      |      |            |          |       | \$2,745  |
| .45  | Total                  | 521010                 | - | Fringe Benefits - FRS Retirement Contrib         |      |            |          |       | \$4,870  |
| .45  | Total                  | 521110                 | - | Fringe Benefits - Medical Insurance              |      |            |          |       | \$7,374  |
| .45  | Total                  | 521120                 | - | Fringe Benefits - Dental Insurance               |      |            |          |       | \$549    |
| .45  | Total                  | 521130                 | - | Fringe Benefits - Vision Insurance               |      |            |          |       | \$62     |
| .45  | Total                  | 521140                 | - | Fringe Benefits - Accidental Death Dismemberment |      |            |          |       | \$7      |
| .45  | Total                  | 521150                 | - | Fringe Benefits - Long-Term Disability           |      |            |          |       | \$90     |
| .45  | Total                  | 521160                 | - | Fringe Benefits - Life Insurance                 |      |            |          |       | \$116    |
|      | Total                  | EMPLOYEE RELATIONS/EEO |   |  |      |            |          |       | \$51,702 |

MISSION SUPPORT

| MH14 | ORGANIZATIONAL DEVELOPMENT |                            |   |  | Fund | FundCenter | Fund Prg | Grant | Amount    |
|------|----------------------------|----------------------------|---|--|------|------------|----------|-------|-----------|
| Qty  | Item                       | Name                       |   |  |      |            |          |       |           |
| 2.25 | Total                      | 510100                     | - | Salaries and Wages - Regular                     |      |            |          |       | \$212,340 |
| 2.25 | Total                      | 520900                     | - | Fringe Benefits - FICA Taxes Employer Share      |      |            |          |       | \$16,246  |
| 2.25 | Total                      | 521010                     | - | Fringe Benefits - FRS Retirement Contrib         |      |            |          |       | \$28,815  |
| 2.25 | Total                      | 521110                     | - | Fringe Benefits - Medical Insurance              |      |            |          |       | \$41,631  |
| 2.25 | Total                      | 521120                     | - | Fringe Benefits - Dental Insurance               |      |            |          |       | \$2,745   |
| 2.25 | Total                      | 521130                     | - | Fringe Benefits - Vision Insurance               |      |            |          |       | \$307     |
| 2.25 | Total                      | 521140                     | - | Fringe Benefits - Accidental Death Dismemberment |      |            |          |       | \$35      |
| 2.25 | Total                      | 521150                     | - | Fringe Benefits - Long-Term Disability           |      |            |          |       | \$450     |
| 2.25 | Total                      | 521160                     | - | Fringe Benefits - Life Insurance                 |      |            |          |       | \$577     |
|      | Total                      | ORGANIZATIONAL DEVELOPMENT |   |  |      |            |          |       | \$303,146 |

MISSION SUPPORT

| MI10 | SAP SOLUTIONS CENTER |   | Fund   | FundCenter | Fund Prg | Grant | Amount    |           |
|------|----------------------|---|--------|------------|----------|-------|-----------|-----------|
| Qty  | Item                 | Name  |        |            |          |       |           |           |
| 1.00 | Total                | 510100 - Salaries and Wages - Regular                     |        |            |          |       | \$110,656 |           |
| 1.00 | Total                | 520900 - Fringe Benefits - FICA Taxes Employer Share      |        |            |          |       | \$8,465   |           |
| 1.00 | Total                | 521010 - Fringe Benefits - FRS Retirement Contrib         |        |            |          |       | \$15,016  |           |
| 1.00 | Total                | 521110 - Fringe Benefits - Medical Insurance              |        |            |          |       | \$16,385  |           |
| 1.00 | Total                | 521120 - Fringe Benefits - Dental Insurance               |        |            |          |       | \$1,220   |           |
| 1.00 | Total                | 521130 - Fringe Benefits - Vision Insurance               |        |            |          |       | \$137     |           |
| 1.00 | Total                | 521140 - Fringe Benefits - Accidental Death Dismemberment |        |            |          |       | \$15      |           |
| 1.00 | Total                | 521150 - Fringe Benefits - Long-Term Disability           |        |            |          |       | \$200     |           |
| 1.00 | Total                | 521160 - Fringe Benefits - Life Insurance                 |        |            |          |       | \$257     |           |
| 1.00 | 30666                | SAP Licenses - Neptune & Winshuttle                       | 101003 | 2218119000 | NR       | NR    | 242,000   |           |
| 1.00 | Total                | 530102 - Cont Serv - Computer Software Licenses           |        |            |          |       | \$242,000 |           |
| 1.00 | 18090                | SAP Services  | 101000 | 2218119000 | NR       | NR    | 78,292    |           |
| 1.00 | Total                | 530197 - Cont Serv - IT Consulting Services (NON OPS)     |        |            |          |       | \$78,292  |           |
|      | Total                | SAP SOLUTIONS CENTER                                      |        |            |          |       |           | \$472,643 |

MISSION SUPPORT

| MI20 | IT EXECUTIVE DIRECTION |   | Fund   | FundCenter | Fund Prg | Grant | Amount    |
|------|------------------------|---|--------|------------|----------|-------|-----------|
| Qty  | Item                   | Name  |        |            |          |       |           |
| 4.00 | Total                  | 510100 - Salaries and Wages - Regular                     |        |            |          |       | \$385,320 |
| 4.00 | Total                  | 520900 - Fringe Benefits - FICA Taxes Employer Share      |        |            |          |       | \$29,476  |
| 4.00 | Total                  | 521010 - Fringe Benefits - FRS Retirement Contrib         |        |            |          |       | \$84,657  |
| 4.00 | Total                  | 521110 - Fringe Benefits - Medical Insurance              |        |            |          |       | \$70,305  |
| 4.00 | Total                  | 521120 - Fringe Benefits - Dental Insurance               |        |            |          |       | \$4,880   |
| 4.00 | Total                  | 521130 - Fringe Benefits - Vision Insurance               |        |            |          |       | \$548     |
| 4.00 | Total                  | 521140 - Fringe Benefits - Accidental Death Dismemberment |        |            |          |       | \$57      |
| 4.00 | Total                  | 521150 - Fringe Benefits - Long-Term Disability           |        |            |          |       | \$800     |
| 4.00 | Total                  | 521160 - Fringe Benefits - Life Insurance                 |        |            |          |       | \$973     |
| 3.00 | Total                  | 529990 - Fringe Benefits - Other Personnel Benefits       |        |            |          |       | \$198,963 |
| 1.00 | 15633                  | External IT Security Testing                              | 101000 | 2211113000 | NR       | NR    | 45,000    |
| 1.00 | 13661                  | Forensics   | 101000 | 2211113000 | NR       | NR    | 3,000     |
| 1.00 | 18098                  | IT Security Outsourcing                                   | 101000 | 2211113000 | NR       | NR    | 19,720    |
| 1.00 | 30675                  | Kofax Upgrade   | 101000 | 2211113000 | NR       | NR    | 15,778    |
| 1.00 | 30674                  | Security Audit  | 101003 | 2211113000 | NR       | NR    | 30,000    |
| 5.00 | Total                  | 530100 - Cont Serv - External Provider                    |        |            |          |       | \$113,498 |
| 1.00 | 25992                  | Privilege Account Management FY23                         | 101000 | 2211113000 | NR       | NR    | 50,000    |
| 1.00 | Total                  | 530102 - Cont Serv - Computer Software Licenses           |        |            |          |       | \$50,000  |
| 1.00 | 15724                  | Office Supplies   | 101000 | 2210112000 | NR       | NR    | 902       |
| 1.00 | Total                  | 541510 - Oper Expense - Parts,Supp - Office               |        |            |          |       | \$902     |
| 1.00 | 15198                  | IT Training   | 101000 | 2210112000 | NR       | NR    | 59,359    |

MISSION SUPPORT

| MI20 | IT EXECUTIVE DIRECTION |  | Fund                   | FundCenter | Fund Prg                                     | Grant | Amount    |             |
|------|------------------------|--|------------------------|------------|--|-------|-----------|-------------|
| Qty  | Item                   | Name                                     |                        |            |  |       |           |             |
| 1.00 |                        | Total                                    | 542000                 | -          | Oper Expense - Conference Registrations      |       | \$59,359  |             |
| 1.00 | 15668                  | Business Travel                          | 101000                 | 2210112000 | NR   | NR    | 6,629     |             |
| 1.00 |                        | Total                                    | 542100                 | -          | Oper Expense - District Travel               |       | \$6,629   |             |
| 1.00 | 12283                  | Information Technology Staff Memberships | 101000                 | 2210112000 | NR   | NR    | 5,400     |             |
| 1.00 |                        | Total                                    | 542310                 | -          | Oper Expense - Memberships, Dues and Fees    |       | \$5,400   |             |
| 1.00 | 12588                  | Freight                                  | 101000                 | 2210112000 | NR   | NR    | 4,680     |             |
| 1.00 |                        | Total                                    | 543800                 | -          | Oper Expense - Freight                       |       | \$4,680   |             |
| 1.00 | 25990                  | Web Application Firewall                 | 401000                 | 2211113000 | NR   | NR    | 150,000   |             |
| 1.00 |                        | Total                                    | 589310                 | -          | Capital Outlay - Equipment Computer Hardware |       | \$150,000 |             |
|      |                        | Total                                    | IT EXECUTIVE DIRECTION |            |  |       |           | \$1,166,447 |

MISSION SUPPORT

| MI21 | IT BUSINESS SUPPORT |   | Fund   | FundCenter | Fund Prg | Grant | Amount      |
|------|---------------------|---|--------|------------|----------|-------|-------------|
| Qty  | Item                | Name  |        |            |          |       |             |
| 2.30 | Total               | 510100 - Salaries and Wages - Regular                     |        |            |          |       | \$241,997   |
| 2.30 | Total               | 520900 - Fringe Benefits - FICA Taxes Employer Share      |        |            |          |       | \$18,512    |
| 2.30 | Total               | 521010 - Fringe Benefits - FRS Retirement Contrib         |        |            |          |       | \$40,896    |
| 2.30 | Total               | 521110 - Fringe Benefits - Medical Insurance              |        |            |          |       | \$38,163    |
| 2.30 | Total               | 521120 - Fringe Benefits - Dental Insurance               |        |            |          |       | \$2,806     |
| 2.30 | Total               | 521130 - Fringe Benefits - Vision Insurance               |        |            |          |       | \$316       |
| 2.30 | Total               | 521140 - Fringe Benefits - Accidental Death Dismemberment |        |            |          |       | \$36        |
| 2.30 | Total               | 521150 - Fringe Benefits - Long-Term Disability           |        |            |          |       | \$460       |
| 2.30 | Total               | 521160 - Fringe Benefits - Life Insurance                 |        |            |          |       | \$592       |
| 1.00 | 18085               | Copier/Printer Lease                                      | 101000 | 2215117000 | NR       | NR    | 57,545      |
| 1.00 | Total               | 530117 - Cont Serv - Copier Services                      |        |            |          |       | \$57,545    |
| 1.00 | 18092               | IT Consulting   | 101000 | 2210112000 | NR       | NR    | 38,250      |
| 1.00 | Total               | 530197 - Cont Serv - IT Consulting Services (NON OPS)     |        |            |          |       | \$38,250    |
| 1.00 | 18115               | IT Hardware Maintenance                                   | 101000 | 2215117000 | NR       | NR    | 39,576      |
| 1.00 | 30066               | IT Hardware Maintenance                                   | 101003 | 2215117000 | NR       | NR    | 381,882     |
| 2.00 | Total               | 530601 - Cont Serv - Maint & Repairs - Computer Hardware  |        |            |          |       | \$421,458   |
| 1.00 | 18198               | IT Software Maintenance                                   | 101003 | 2215117000 | NR       | NR    | 564,096     |
| 1.00 | Total               | 530602 - Cont Serv - Maint & Repairs - Computer Software  |        |            |          |       | \$564,096   |
|      | Total               | IT BUSINESS SUPPORT                                       |        |            |          |       | \$1,425,127 |

MISSION SUPPORT

| MI40 | DESKTOP TECHNOLOGY |   | Fund   | FundCenter | Fund Prg | Grant | Amount    |
|------|--------------------|---|--------|------------|----------|-------|-----------|
| Qty  | Item               | Name  |        |            |          |       |           |
| 3.00 | Total              | 510100 - Salaries and Wages - Regular                     |        |            |          |       | \$219,524 |
| 3.00 | Total              | 520900 - Fringe Benefits - FICA Taxes Employer Share      |        |            |          |       | \$16,793  |
| 3.00 | Total              | 521010 - Fringe Benefits - FRS Retirement Contrib         |        |            |          |       | \$29,790  |
| 3.00 | Total              | 521110 - Fringe Benefits - Medical Insurance              |        |            |          |       | \$49,155  |
| 3.00 | Total              | 521120 - Fringe Benefits - Dental Insurance               |        |            |          |       | \$3,660   |
| 3.00 | Total              | 521130 - Fringe Benefits - Vision Insurance               |        |            |          |       | \$411     |
| 3.00 | Total              | 521140 - Fringe Benefits - Accidental Death Dismemberment |        |            |          |       | \$45      |
| 3.00 | Total              | 521150 - Fringe Benefits - Long-Term Disability           |        |            |          |       | \$600     |
| 3.00 | Total              | 521160 - Fringe Benefits - Life Insurance                 |        |            |          |       | \$771     |
| 1.00 | 15247              | ENTERPRISE DESKTOP S/W                                    | 101000 | 2212114000 | NR       | NR    | 29,000    |
| 1.00 | Total              | 530102 - Cont Serv - Computer Software Licenses           |        |            |          |       | \$29,000  |
| 1.00 | 23006              | Desktop Parts (FY21 101000)                               | 101000 | 2212114000 | NR       | NR    | 3,543     |
| 1.00 | 24005              | Desktop Parts (FY21-101003)                               | 101003 | 2212114000 | NR       | NR    | 29,323    |
| 1.00 | 18207              | Desktop Refresh   | 101000 | 2212114000 | NR       | NR    | 6,000     |
| 1.00 | 30671              | Desktop/Laptop Replacement                                | 101000 | 2212114000 | NR       | NR    | 81,217    |
| 1.00 | 12413              | Enterprise Parts & Fittings                               | 101000 | 2212114000 | NR       | NR    | 20,000    |
| 5.00 | Total              | 541504 - Oper Expense - Parts,Supp - Computer             |        |            |          |       | \$140,083 |
| 1.00 | 15725              | Office Supplies   | 101000 | 2212114000 | NR       | NR    | 1,998     |
| 1.00 | Total              | 541510 - Oper Expense - Parts,Supp - Office               |        |            |          |       | \$1,998   |
|      | Total              | DESKTOP TECHNOLOGY  |        |            |          |       | \$491,830 |



MISSION SUPPORT

| MI50  | APPLICATION DEVELOPMENT |   |                         |            |  |       | Amount      |             |
|-------|-------------------------|---|-------------------------|------------|--|-------|-------------|-------------|
| Qty   | Item                    | Name                                    | Fund                    | FundCenter | Fund Prg   | Grant |             |             |
| 11.20 |                         | Total                                   | 510100                  | -          | Salaries and Wages - Regular                     |       | \$1,098,230 |             |
| 11.20 |                         | Total                                   | 520900                  | -          | Fringe Benefits - FICA Taxes Employer Share      |       | \$84,017    |             |
| 11.20 |                         | Total                                   | 521010                  | -          | Fringe Benefits - FRS Retirement Contrib         |       | \$149,029   |             |
| 11.20 |                         | Total                                   | 521110                  | -          | Fringe Benefits - Medical Insurance              |       | \$193,043   |             |
| 11.20 |                         | Total                                   | 521120                  | -          | Fringe Benefits - Dental Insurance               |       | \$13,664    |             |
| 11.20 |                         | Total                                   | 521130                  | -          | Fringe Benefits - Vision Insurance               |       | \$1,535     |             |
| 11.20 |                         | Total                                   | 521140                  | -          | Fringe Benefits - Accidental Death Dismemberment |       | \$168       |             |
| 11.20 |                         | Total                                   | 521150                  | -          | Fringe Benefits - Long-Term Disability           |       | \$2,240     |             |
| 11.20 |                         | Total                                   | 521160                  | -          | Fringe Benefits - Life Insurance                 |       | \$2,854     |             |
| 1.00  | 30665                   | Replacement Database Licenses           | 101003                  | 2210112000 | NR   | NR    | 458,012     |             |
| 1.00  |                         | Total                                   | 530101                  | -          | Cont Serv - Computer Programming Services        |       | \$458,012   |             |
| 1.00  | 16288                   | COTS & SaaS Upgrade/Replacement         | 101003                  | 2213115000 | NR   | NR    | 105,000     |             |
| 1.00  | 25981                   | Hydro Enterprise Roadmap                | 101000                  | 2213115000 | NR   | NR    | 55,123      |             |
| 1.00  | 15634                   | Hydro Enterprise Roadmap                | 101003                  | 2213115000 | NR   | NR    | 335,710     |             |
| 1.00  | 30667                   | Migrate Budget App (Oracle Form)        | 101003                  | 2213115000 | NR   | NR    | 210,000     |             |
| 1.00  | 30668                   | Regulation, Water Use, WOD, ePermitting | 101003                  | 2213115000 | NR   | NR    | 210,100     |             |
| 5.00  |                         | Total                                   | 530197                  | -          | Cont Serv - IT Consulting Services (NON OPS)     |       | \$915,933   |             |
| 1.00  | 15729                   | Office Supplies                         | 101000                  | 2215117000 | NR   | NR    | 2,255       |             |
| 1.00  |                         | Total                                   | 541510                  | -          | Oper Expense - Parts,Supp - Office               |       | \$2,255     |             |
|       |                         | Total                                   | APPLICATION DEVELOPMENT |            |  |       |             | \$2,920,980 |

MISSION SUPPORT

| MI60 | SYSTEMS ADMINISTRATION |                                    |        |  | Fund   | FundCenter | Fund Prg | Grant | Amount      |
|------|------------------------|------------------------------------|--------|--|--------|------------|----------|-------|-------------|
| Qty  | Item                   | Name                               |        |  |        |            |          |       |             |
| 5.00 |                        | Total                              | 510100 | - Salaries and Wages - Regular                     |        |            |          |       | \$516,318   |
| 5.00 |                        | Total                              | 520900 | - Fringe Benefits - FICA Taxes Employer Share      |        |            |          |       | \$39,498    |
| 5.00 |                        | Total                              | 521010 | - Fringe Benefits - FRS Retirement Contrib         |        |            |          |       | \$70,064    |
| 5.00 |                        | Total                              | 521110 | - Fringe Benefits - Medical Insurance              |        |            |          |       | \$81,925    |
| 5.00 |                        | Total                              | 521120 | - Fringe Benefits - Dental Insurance               |        |            |          |       | \$6,100     |
| 5.00 |                        | Total                              | 521130 | - Fringe Benefits - Vision Insurance               |        |            |          |       | \$685       |
| 5.00 |                        | Total                              | 521140 | - Fringe Benefits - Accidental Death Dismemberment |        |            |          |       | \$75        |
| 5.00 |                        | Total                              | 521150 | - Fringe Benefits - Long-Term Disability           |        |            |          |       | \$1,000     |
| 5.00 |                        | Total                              | 521160 | - Fringe Benefits - Life Insurance                 |        |            |          |       | \$1,285     |
| 1.00 | 12407                  | Small Tools - Infrastructure       |        |  | 101000 | 2212114000 | NR       | NR    | 6,750       |
| 1.00 |                        | Total                              | 541504 | - Oper Expense - Parts,Supp - Computer             |        |            |          |       | \$6,750     |
| 1.00 | 25991                  | Security Remote Access EMS Servers |        |  | 401003 | 2211113000 | NR       | NR    | 40,000      |
| 1.00 | 19283                  | Data Center Enhancements           |        |  | 401003 | 2212114000 | NR       | NR    | 200,000     |
| 1.00 | 16286                  | Enterprise Storage                 |        |  | 401003 | 2212114000 | NR       | NR    | 130,000     |
| 1.00 | 16287                  | Infrastructure Enhancements        |        |  | 401003 | 2212114000 | NR       | NR    | 80,372      |
| 1.00 | 16285                  | Virtual Desktop Infrastructure     |        |  | 401003 | 2212114000 | NR       | NR    | 300,000     |
| 5.00 |                        | Total                              | 589310 | - Capital Outlay - Equipment Computer Hardware     |        |            |          |       | \$750,372   |
|      |                        | Total                              |        | SYSTEMS ADMINISTRATION                             |        |            |          |       | \$1,474,072 |

MISSION SUPPORT

| MI61 | TELECOMMUNICATIONS |  | Fund   | FundCenter | Fund Prg | Grant | Amount    |
|------|--------------------|--|--------|------------|----------|-------|-----------|
| Qty  | Item               | Name   |        |            |          |       |           |
| 1.00 | 12590              | Telecommunications Parts                         | 101000 | 2215117000 | NR       | NR    | 9,000     |
| 1.00 |                    | Total 541500 - Oper Expense - Parts and Supplies |        |            |          |       | \$9,000   |
| 1.00 | 18217              | Cellular Voice & Data                            | 101000 | 2215117000 | NR       | NR    | 10,613    |
| 1.00 |                    | Total 543501 - Oper Expense - Cell Phones        |        |            |          |       | \$10,613  |
| 1.00 | 15774              | IT - Cell Phone Stipend                          | 101000 | 2210112000 | NR       | NR    | 131,134   |
| 1.00 |                    | Total 543502 - Oper Expense - Cell Phone Stipend |        |            |          |       | \$131,134 |
| 1.00 | 14269              | Telecommunications Services                      | 202000 | 2215117000 | NR       | NR    | 286,993   |
| 1.00 |                    | Total 543700 - Oper Expense - Utilities          |        |            |          |       | \$286,993 |
|      |                    | Total TELECOMMUNICATIONS                         |        |            |          |       | \$437,740 |

MISSION SUPPORT

| MI62 | NETWORK SUPPORT |   | Fund   | FundCenter | Fund Prg | Grant | Amount    |
|------|-----------------|---|--------|------------|----------|-------|-----------|
| Qty  | Item            | Name  |        |            |          |       |           |
| 2.00 | Total           | 510100 - Salaries and Wages - Regular                     |        |            |          |       | \$198,876 |
| 2.00 | Total           | 520900 - Fringe Benefits - FICA Taxes Employer Share      |        |            |          |       | \$15,214  |
| 2.00 | Total           | 521010 - Fringe Benefits - FRS Retirement Contrib         |        |            |          |       | \$26,987  |
| 2.00 | Total           | 521110 - Fringe Benefits - Medical Insurance              |        |            |          |       | \$32,770  |
| 2.00 | Total           | 521120 - Fringe Benefits - Dental Insurance               |        |            |          |       | \$2,440   |
| 2.00 | Total           | 521130 - Fringe Benefits - Vision Insurance               |        |            |          |       | \$274     |
| 2.00 | Total           | 521140 - Fringe Benefits - Accidental Death Dismemberment |        |            |          |       | \$30      |
| 2.00 | Total           | 521150 - Fringe Benefits - Long-Term Disability           |        |            |          |       | \$400     |
| 2.00 | Total           | 521160 - Fringe Benefits - Life Insurance                 |        |            |          |       | \$514     |
| 1.00 | 13645           | Video Teleconferencing Support                            | 101000 | 2212114000 | NR       | NR    | 38,398    |
| 1.00 | 12958           | Enterprise Computer Cabling Services                      | 101000 | 2216118000 | NR       | NR    | 23,000    |
| 2.00 | Total           | 530100 - Cont Serv - External Provider                    |        |            |          |       | \$61,398  |
| 1.00 | 30678           | Transition Cisco Phones to Teams Phones                   | 101003 | 2216118000 | NR       | NR    | 150,000   |
| 1.00 | 12408           | Uniforms/Safety Shoes                                     | 101000 | 2216118000 | NR       | NR    | 500       |
| 2.00 | Total           | 541400 - Oper Expense - Tools/Equipment/PPE               |        |            |          |       | \$150,500 |
| 1.00 | 12589           | Network Parts & Supplies                                  | 101000 | 2216118000 | NR       | NR    | 28,500    |
| 1.00 | Total           | 541504 - Oper Expense - Parts,Supp - Computer             |        |            |          |       | \$28,500  |
| 1.00 | 15711           | Office Supplies   | 101000 | 2216118000 | NR       | NR    | 361       |
| 1.00 | Total           | 541510 - Oper Expense - Parts,Supp - Office               |        |            |          |       | \$361     |
| 1.00 | 12591           | Audio Visual Supplies                                     | 101000 | 2212114000 | NR       | NR    | 14,436    |

MISSION SUPPORT

| MI62 |       | NETWORK SUPPORT                   |        |            |  |       |             |  |
|------|-------|-----------------------------------|--------|------------|--|-------|-------------|--|
| Qty  | Item  | Name                              | Fund   | FundCenter | Fund Prg                                     | Grant | Amount      |  |
| 1.00 | 30672 | Audio Visual Equipment & Services | 101000 | 2212114000 | NR   | NR    | 75,000      |  |
| 1.00 | 30673 | Conference Rooms - Teams Enabled  | 101003 | 2212114000 | NR   | NR    | 50,000      |  |
| 3.00 |       | Total                             | 541901 | -          | Oper Expense - Meeting Expenses              |       | \$139,436   |  |
| 1.00 | 33563 | Auditorium Camera Replacement     | 401000 | 2212114000 | NR   | NR    | 127,869     |  |
| 1.00 | 24004 | Auditorium Camera Replacement     | 401000 | 2212114000 | NR   | NR    | 22,131      |  |
| 1.00 | 24002 | Replace Out of Band Routers       | 401003 | 2216118000 | NR   | NR    | 25,000      |  |
| 3.00 |       | Total                             | 589300 | -          | Capital Outlay - Equipment                   |       | \$175,000   |  |
| 1.00 | 25995 | IP Telephone Replacement          | 401003 | 2216118000 | NR   | NR    | 152,857     |  |
| 1.00 | 16283 | NETWORK END OF LIFE REPLACEMENTS  | 401003 | 2216118000 | NR   | NR    | 150,000     |  |
| 2.00 |       | Total                             | 589310 | -          | Capital Outlay - Equipment Computer Hardware |       | \$302,857   |  |
|      |       | Total                             |        |            | NETWORK SUPPORT                              |       | \$1,135,557 |  |

MISSION SUPPORT

| MI70 | GEOSPATIAL SERVICES |   | Fund   | FundCenter | Fund Prg | Grant | Amount    |
|------|---------------------|---|--------|------------|----------|-------|-----------|
| Qty  | Item                | Name  |        |            |          |       |           |
| 6.00 | Total               | 510100 - Salaries and Wages - Regular                     |        |            |          |       | \$526,635 |
| 6.00 | Total               | 520900 - Fringe Benefits - FICA Taxes Employer Share      |        |            |          |       | \$40,287  |
| 6.00 | Total               | 521010 - Fringe Benefits - FRS Retirement Contrib         |        |            |          |       | \$71,464  |
| 6.00 | Total               | 521110 - Fringe Benefits - Medical Insurance              |        |            |          |       | \$98,310  |
| 6.00 | Total               | 521120 - Fringe Benefits - Dental Insurance               |        |            |          |       | \$7,320   |
| 6.00 | Total               | 521130 - Fringe Benefits - Vision Insurance               |        |            |          |       | \$822     |
| 6.00 | Total               | 521140 - Fringe Benefits - Accidental Death Dismemberment |        |            |          |       | \$90      |
| 6.00 | Total               | 521150 - Fringe Benefits - Long-Term Disability           |        |            |          |       | \$1,200   |
| 6.00 | Total               | 521160 - Fringe Benefits - Life Insurance                 |        |            |          |       | \$1,542   |
| 1.00 | 12341               | Basemap Parcel Updates                                    | 101000 | 2217116000 | NR       | NR    | 16,180    |
| 1.00 | Total               | 530197 - Cont Serv - IT Consulting Services (NON OPS)     |        |            |          |       | \$16,180  |
|      | Total               | GEOSPATIAL SERVICES                                       |        |            |          |       | \$763,850 |

MISSION SUPPORT

| MR80 | PUBLIC RECORDS & RECORDS MGMT |  |                               |  | Fund       | FundCenter | Fund Prg | Grant | Amount   |           |
|------|-------------------------------|--|-------------------------------|--|------------|------------|----------|-------|----------|-----------|
| Qty  | Item                          | Name                                     |                               |  |            |            |          |       |          |           |
| 1.30 |                               | Total                                    | 510100                        | - Salaries and Wages - Regular                     |            |            |          |       | \$92,751 |           |
| 1.30 |                               | Total                                    | 520900                        | - Fringe Benefits - FICA Taxes Employer Share      |            |            |          |       | \$7,095  |           |
| 1.30 |                               | Total                                    | 521010                        | - Fringe Benefits - FRS Retirement Contrib         |            |            |          |       | \$12,586 |           |
| 1.30 |                               | Total                                    | 521110                        | - Fringe Benefits - Medical Insurance              |            |            |          |       | \$22,730 |           |
| 1.30 |                               | Total                                    | 521120                        | - Fringe Benefits - Dental Insurance               |            |            |          |       | \$1,586  |           |
| 1.30 |                               | Total                                    | 521130                        | - Fringe Benefits - Vision Insurance               |            |            |          |       | \$178    |           |
| 1.30 |                               | Total                                    | 521140                        | - Fringe Benefits - Accidental Death Dismemberment |            |            |          |       | \$20     |           |
| 1.30 |                               | Total                                    | 521150                        | - Fringe Benefits - Long-Term Disability           |            |            |          |       | \$260    |           |
| 1.30 |                               | Total                                    | 521160                        | - Fringe Benefits - Life Insurance                 |            |            |          |       | \$334    |           |
| 1.00 | 12961                         | Micrographics & Imaging Services         | 101000                        |  | 6210240000 | NR         | NR       |       | 10,000   |           |
| 1.00 | 12960                         | Offsite Records Storage                  | 101000                        |  | 6210240000 | NR         | NR       |       | 40,000   |           |
| 1.00 | 12959                         | Policy and Procedures Municipal Code-MCC | 101000                        |  | 6710247000 | NR         | NR       |       | 4,000    |           |
| 3.00 |                               | Total                                    | 530100                        | - Cont Serv - External Provider                    |            |            |          |       | \$54,000 |           |
| 1.00 | 15356                         | Bank Card Fees                           | 101000                        |  | 6710247000 | NR         | NR       |       | 1,900    |           |
| 1.00 |                               | Total                                    | 543300                        | - Oper Expense - Other Fees                        |            |            |          |       | \$1,900  |           |
|      |                               | Total                                    | PUBLIC RECORDS & RECORDS MGMT |  |            |            |          |       |          | \$193,440 |

MISSION SUPPORT

MR82 ADMINISTRATION - GB & EXEC

| Qty  | Item  | Name  | Fund   | FundCenter | Fund Prg | Grant | Amount    |
|------|-------|---|--------|------------|----------|-------|-----------|
| 2.00 | Total | 510100 - Salaries and Wages - Regular                     |        |            |          |       | \$161,248 |
| 2.00 | Total | 520900 - Fringe Benefits - FICA Taxes Employer Share      |        |            |          |       | \$12,336  |
| 2.00 | Total | 521010 - Fringe Benefits - FRS Retirement Contrib         |        |            |          |       | \$21,882  |
| 2.00 | Total | 521110 - Fringe Benefits - Medical Insurance              |        |            |          |       | \$36,105  |
| 2.00 | Total | 521120 - Fringe Benefits - Dental Insurance               |        |            |          |       | \$2,440   |
| 2.00 | Total | 521130 - Fringe Benefits - Vision Insurance               |        |            |          |       | \$274     |
| 2.00 | Total | 521140 - Fringe Benefits - Accidental Death Dismemberment |        |            |          |       | \$30      |
| 2.00 | Total | 521150 - Fringe Benefits - Long-Term Disability           |        |            |          |       | \$400     |
| 2.00 | Total | 521160 - Fringe Benefits - Life Insurance                 |        |            |          |       | \$509     |
| 1.00 | 12287 | Advertising - FAW Notices                                 | 101000 | 6710247000 | NR       | NR    | 4,000     |
| 1.00 | Total | 530105 - Cont Serv - Advertising Services                 |        |            |          |       | \$4,000   |
| 1.00 | 15719 | Office Supplies   | 101000 | 6710247000 | NR       | NR    | 2,477     |
| 1.00 | Total | 541510 - Oper Expense - Parts,Supp - Office               |        |            |          |       | \$2,477   |
| 1.00 | 12027 | Meeting Expenses - GB Services                            | 101000 | 6710247000 | NR       | NR    | 14,000    |
| 1.00 | Total | 541901 - Oper Expense - Meeting Expenses                  |        |            |          |       | \$14,000  |
| 1.00 | 13288 | Business Travel - Governing Board                         | 101000 | 6710247000 | NR       | NR    | 33,450    |
| 1.00 | Total | 542100 - Oper Expense - District Travel                   |        |            |          |       | \$33,450  |
| 1.00 | 12441 | Dues & Memberships  | 101000 | 6710247000 | NR       | NR    | 745       |
| 1.00 | Total | 542310 - Oper Expense - Memberships, Dues and Fees        |        |            |          |       | \$745     |



MISSION SUPPORT

MR82      ADMINISTRATION - GB & EXEC

| <u>Qty</u> | <u>Item</u> | <u>Name</u>                | <u>Fund</u> | <u>FundCenter</u> | <u>Fund Prg</u> | <u>Grant</u> | <u>Amount</u>    |
|------------|-------------|----------------------------|-------------|-------------------|-----------------|--------------|------------------|
|            | Total       | ADMINISTRATION - GB & EXEC |             |                   |                 |              | <u>\$289,896</u> |

MISSION SUPPORT

| MR83 | ADMINISTRATION - Rec Forum |   |        |            |          |       |          |
|------|----------------------------|---|--------|------------|----------|-------|----------|
| Qty  | Item                       | Name  | Fund   | FundCenter | Fund Prg | Grant | Amount   |
| .70  | Total                      | 510100 - Salaries and Wages - Regular                     |        |            |          |       | \$53,799 |
| .70  | Total                      | 520900 - Fringe Benefits - FICA Taxes Employer Share      |        |            |          |       | \$4,115  |
| .70  | Total                      | 521010 - Fringe Benefits - FRS Retirement Contrib         |        |            |          |       | \$7,300  |
| .70  | Total                      | 521110 - Fringe Benefits - Medical Insurance              |        |            |          |       | \$11,470 |
| .70  | Total                      | 521120 - Fringe Benefits - Dental Insurance               |        |            |          |       | \$854    |
| .70  | Total                      | 521130 - Fringe Benefits - Vision Insurance               |        |            |          |       | \$96     |
| .70  | Total                      | 521140 - Fringe Benefits - Accidental Death Dismemberment |        |            |          |       | \$10     |
| .70  | Total                      | 521150 - Fringe Benefits - Long-Term Disability           |        |            |          |       | \$140    |
| .70  | Total                      | 521160 - Fringe Benefits - Life Insurance                 |        |            |          |       | \$180    |
| 1.00 | 12440                      | Meeting Expenses  | 101000 | 6710247000 | NR       | NR    | 2,000    |
| 1.00 | Total                      | 541901 - Oper Expense - Meeting Expenses                  |        |            |          |       | \$2,000  |
|      | Total                      | ADMINISTRATION -Rec Forum                                 |        |            |          |       | \$79,964 |

MISSION SUPPORT

| MR91 | INTERGOVERNMENTAL PROGRAMS - GOV & COMM AFFAIRS |                 |   |            |  |       |           |           |
|------|---|-----------------|---|------------|--|-------|-----------|-----------|
| Qty  | Item  | Name            | Fund  | FundCenter | Fund Prg   | Grant | Amount    |           |
| 6.40 |   | Total           | 510100  | -          | Salaries and Wages - Regular                     |       | \$568,614 |           |
| 6.40 |   | Total           | 520900  | -          | Fringe Benefits - FICA Taxes Employer Share      |       | \$43,497  |           |
| 6.40 |   | Total           | 521010  | -          | Fringe Benefits - FRS Retirement Contrib         |       | \$81,340  |           |
| 6.40 |   | Total           | 521110  | -          | Fringe Benefits - Medical Insurance              |       | \$122,017 |           |
| 6.40 |   | Total           | 521120  | -          | Fringe Benefits - Dental Insurance               |       | \$7,808   |           |
| 6.40 |   | Total           | 521130  | -          | Fringe Benefits - Vision Insurance               |       | \$875     |           |
| 6.40 |   | Total           | 521140  | -          | Fringe Benefits - Accidental Death Dismemberment |       | \$93      |           |
| 6.40 |   | Total           | 521150  | -          | Fringe Benefits - Long-Term Disability           |       | \$1,280   |           |
| 6.40 |   | Total           | 521160  | -          | Fringe Benefits - Life Insurance                 |       | \$1,644   |           |
| 1.00 | 13290   | Business Travel | 101000  | 6511440000 | NR   | NR    | 2,000     |           |
| 1.00 |   | Total           | 542100  | -          | Oper Expense - District Travel                   |       | \$2,000   |           |
|      |   | Total           | INTERGOVERNMENTAL PROGRAMS - GOV & COMM AFFAIRS |            |  |       |           | \$829,168 |

MISSION SUPPORT

| MR95  | PUBLIC INFORMATION & MEDIA |   | Fund   | FundCenter | Fund Prg | Grant | Amount    |
|-------|----------------------------|---|--------|------------|----------|-------|-----------|
| Qty   | Item                       | Name  |        |            |          |       |           |
| 10.20 | Total                      | 510100 - Salaries and Wages - Regular                                 |        |            |          |       | \$879,387 |
| 10.20 | Total                      | 520900 - Fringe Benefits - FICA Taxes Employer Share                  |        |            |          |       | \$67,273  |
| 10.20 | Total                      | 521010 - Fringe Benefits - FRS Retirement Contrib                     |        |            |          |       | \$152,121 |
| 10.20 | Total                      | 521110 - Fringe Benefits - Medical Insurance                          |        |            |          |       | \$172,845 |
| 10.20 | Total                      | 521120 - Fringe Benefits - Dental Insurance                           |        |            |          |       | \$12,444  |
| 10.20 | Total                      | 521130 - Fringe Benefits - Vision Insurance                           |        |            |          |       | \$1,397   |
| 10.20 | Total                      | 521140 - Fringe Benefits - Accidental Death Dismemberment             |        |            |          |       | \$152     |
| 10.20 | Total                      | 521150 - Fringe Benefits - Long-Term Disability                       |        |            |          |       | \$2,040   |
| 10.20 | Total                      | 521160 - Fringe Benefits - Life Insurance                             |        |            |          |       | \$2,596   |
| 6.00  | Total                      | 529990 - Fringe Benefits - Other Personnel Benefits                   |        |            |          |       | \$54,940  |
| 1.00  | 17083                      | POLITICO Pro  | 101000 | 6210240000 | NR       | NR    | 3,100     |
| 1.00  | Total                      | 530102 - Cont Serv - Computer Software Licenses                       |        |            |          |       | \$3,100   |
| 1.00  | 14316                      | Video Equipment   | 101000 | 6310242000 | NR       | NR    | 15,000    |
| 1.00  | Total                      | 530600 - Cont Serv - Maintenance and Repairs                          |        |            |          |       | \$15,000  |
| 1.00  | 21121                      | Public Engagement & Outreach Materials                                | 101000 | 6310242000 | NR       | NR    | 4,350     |
| 1.00  | 30702                      | Public Engagement & Outreach Materials                                | 101000 | 6310242000 | NR       | NR    | 10,000    |
| 1.00  | 21003                      | Intergovernmental & Local Community<br>Outr                           | 101000 | 6511440000 | NR       | NR    | 4,700     |
| 3.00  | Total                      | 530810 - Cont Serv - Exter Educ., Outreach & Public Info Partnerships |        |            |          |       | \$19,050  |
| 1.00  | 15357                      | Newspaper Subscriptions/Books   | 101000 | 6310242000 | NR       | NR    | 1,625     |
| 1.00  |                            | 541100 - Oper Expense - Books/Subscriptions                           |        |            |          |       | \$1,625   |

MISSION SUPPORT

MR95 PUBLIC INFORMATION & MEDIA

| Qty  | Item  | Name               | Fund                       | FundCenter | Fund Prg                                  | Grant | Amount  |             |
|------|-------|--------------------|----------------------------|------------|---|-------|---------|-------------|
|      |       | Total              | 541100                     | -          | Oper Expense - Books/Subscriptions        |       |         |             |
| 1.00 | 23023 | Office Supplies    | 101000                     | 6010100000 | NR  | NR    | 500     |             |
| 1.00 | 15723 | Office Supplies    | 101000                     | 6310242000 | NR  | NR    | 5,975   |             |
| 1.00 | 15734 | Office Supplies    | 101000                     | 6511440000 | NR  | NR    | 300     |             |
| 3.00 |       | Total              | 541510                     | -          | Oper Expense - Parts,Supp - Office        |       | \$6,775 |             |
| 1.00 | 23022 | Business Travel    | 101000                     | 6010100000 | NR  | NR    | 1,500   |             |
| 1.00 | 21683 | Business Travel    | 101000                     | 6210240000 | NR  | NR    | 2,280   |             |
| 1.00 | 15660 | Business Travel    | 101000                     | 6310242000 | NR  | NR    | 4,500   |             |
| 1.00 | 15677 | Business Travel    | 101000                     | 6511440000 | NR  | NR    | 1,365   |             |
| 4.00 |       | Total              | 542100                     | -          | Oper Expense - District Travel            |       | \$9,645 |             |
| 1.00 | 15244 | Dues & Memberships | 101000                     | 6511440000 | NR  | NR    | 200     |             |
| 1.00 |       | Total              | 542310                     | -          | Oper Expense - Memberships, Dues and Fees |       | \$200   |             |
|      |       | Total              | PUBLIC INFORMATION & MEDIA |            |   |       |         | \$1,400,590 |

MISSION SUPPORT

MR96 LOBBYING/LEGISLATIVE AFFAIRS

| Qty  | Item  | Name                             | Fund   | FundCenter | Fund Prg  | Grant | Amount   |
|------|-------|----------------------------------|--------|------------|---|-------|----------|
| 1.00 | 13692 | Lobby Tools                      | 101000 | 6710247000 | NR  | NR    | 4,500    |
| 1.00 |       | Total                            | 530602 | -          | Cont Serv - Maint & Repairs - Computer Software |       | \$4,500  |
| 1.00 | 13295 | Legislative Cooperative Position | 202000 | 6511440000 | NR  | NR    | 27,000   |
| 1.00 |       | Total                            | 530900 | -          | Cont Serv - Professional                        |       | \$27,000 |
|      |       | Total                            |        |            | LOBBYING/LEGISLATIVE AFFAIRS                    |       | \$31,500 |

MISSION SUPPORT

MR97 FEDERAL & TRIBAL AFFAIRS

| Qty  | Item  | Name  | Fund   | FundCenter | Fund Prg | Grant | Amount   |
|------|-------|---|--------|------------|----------|-------|----------|
| .60  | Total | 510100 - Salaries and Wages - Regular                     |        |            |          |       | \$65,795 |
| .60  | Total | 520900 - Fringe Benefits - FICA Taxes Employer Share      |        |            |          |       | \$5,033  |
| .60  | Total | 521010 - Fringe Benefits - FRS Retirement Contrib         |        |            |          |       | \$8,929  |
| .60  | Total | 521110 - Fringe Benefits - Medical Insurance              |        |            |          |       | \$9,831  |
| .60  | Total | 521120 - Fringe Benefits - Dental Insurance               |        |            |          |       | \$732    |
| .60  | Total | 521130 - Fringe Benefits - Vision Insurance               |        |            |          |       | \$82     |
| .60  | Total | 521140 - Fringe Benefits - Accidental Death Dismemberment |        |            |          |       | \$9      |
| .60  | Total | 521150 - Fringe Benefits - Long-Term Disability           |        |            |          |       | \$120    |
| .60  | Total | 521160 - Fringe Benefits - Life Insurance                 |        |            |          |       | \$154    |
| 1.00 | 26022 | Safety Shoes  | 101000 | 3310110000 | NR       | NR    | 150      |
| 1.00 | Total | 541302 - Oper Expense - Safety Shoes                      |        |            |          |       | \$150    |
| 1.00 | 15831 | Training and Conference - Cultural Resrs                  | 101000 | 3301139100 | NR       | NR    | 450      |
| 1.00 | Total | 542000 - Oper Expense - Conference Registrations          |        |            |          |       | \$450    |
| 1.00 | 15366 | Business Travel - Cultural Resources                      | 101000 | 3301139100 | NR       | NR    | 450      |
| 1.00 | Total | 542100 - Oper Expense - District Travel                   |        |            |          |       | \$450    |
|      | Total | FEDERAL & TRIBAL AFFAIRS                                  |        |            |          |       | \$91,735 |

MISSION SUPPORT

| MS10 | EMERGENCY MANAGEMENT |                          |                      |  | Fund   | FundCenter | Fund Prg | Grant | Amount    |
|------|----------------------|--------------------------|----------------------|--|--------|------------|----------|-------|-----------|
| Qty  | Item                 | Name                     |                      |  |        |            |          |       |           |
| 1.00 |                      | Total                    | 510100               | - Salaries and Wages - Regular                     |        |            |          |       | \$103,626 |
| 1.00 |                      | Total                    | 520900               | - Fringe Benefits - FICA Taxes Employer Share      |        |            |          |       | \$7,927   |
| 1.00 |                      | Total                    | 521010               | - Fringe Benefits - FRS Retirement Contrib         |        |            |          |       | \$14,062  |
| 1.00 |                      | Total                    | 521110               | - Fringe Benefits - Medical Insurance              |        |            |          |       | \$21,150  |
| 1.00 |                      | Total                    | 521120               | - Fringe Benefits - Dental Insurance               |        |            |          |       | \$1,220   |
| 1.00 |                      | Total                    | 521130               | - Fringe Benefits - Vision Insurance               |        |            |          |       | \$137     |
| 1.00 |                      | Total                    | 521140               | - Fringe Benefits - Accidental Death Dismemberment |        |            |          |       | \$15      |
| 1.00 |                      | Total                    | 521150               | - Fringe Benefits - Long-Term Disability           |        |            |          |       | \$200     |
| 1.00 |                      | Total                    | 521160               | - Fringe Benefits - Life Insurance                 |        |            |          |       | \$257     |
| 1.00 | 13503                | EM-Training & Conference |                      |  | 101000 | 2011107000 | NR       | NR    | 350       |
| 1.00 | 13446                | Training & Conferences   |                      |  | 101000 | 2011107000 | NR       | NR    | 999       |
| 2.00 |                      | Total                    | 542300               | - Oper Expense - Travel for Training               |        |            |          |       | \$1,349   |
|      |                      | Total                    | EMERGENCY MANAGEMENT |  |        |            |          |       | \$149,943 |



MISSION SUPPORT

| MS20 | SAFETY MANAGEMENT |   | Fund   | FundCenter | Fund Prg | Grant | Amount    |
|------|-------------------|---|--------|------------|----------|-------|-----------|
| Qty  | Item              | Name  |        |            |          |       |           |
| 3.30 | Total             | 510100 - Salaries and Wages - Regular                     |        |            |          |       | \$248,525 |
| 3.30 | Total             | 520900 - Fringe Benefits - FICA Taxes Employer Share      |        |            |          |       | \$19,013  |
| 3.30 | Total             | 521010 - Fringe Benefits - FRS Retirement Contrib         |        |            |          |       | \$33,724  |
| 3.30 | Total             | 521110 - Fringe Benefits - Medical Insurance              |        |            |          |       | \$54,071  |
| 3.30 | Total             | 521120 - Fringe Benefits - Dental Insurance               |        |            |          |       | \$4,026   |
| 3.30 | Total             | 521130 - Fringe Benefits - Vision Insurance               |        |            |          |       | \$452     |
| 3.30 | Total             | 521140 - Fringe Benefits - Accidental Death Dismemberment |        |            |          |       | \$49      |
| 3.30 | Total             | 521150 - Fringe Benefits - Long-Term Disability           |        |            |          |       | \$660     |
| 3.30 | Total             | 521160 - Fringe Benefits - Life Insurance                 |        |            |          |       | \$834     |
| 1.00 | 13703             | Safety Electronic Monitoring Equip.                       | 601000 | 2114308300 | NR       | NR    | 3,600     |
| 1.00 | Total             | 530600 - Cont Serv - Maintenance and Repairs              |        |            |          |       | \$3,600   |
| 1.00 | 13704             | Industrial Hygiene Services                               | 601000 | 2114308300 | NR       | NR    | 5,000     |
| 1.00 | Total             | 530900 - Cont Serv - Professional                         |        |            |          |       | \$5,000   |
| 1.00 | 35511             | District-wide Safety Training                             | 601000 | 2114308300 | NR       | NR    | 100,000   |
| 1.00 | Total             | 530910 - Cont Serv - Training Services - On Site          |        |            |          |       | \$100,000 |
| 1.00 | 13708             | Books & Reference Materials                               | 601000 | 2114308300 | NR       | NR    | 200       |
| 1.00 | 13706             | Codes and Standards                                       | 601000 | 2114308300 | NR       | NR    | 1,166     |
| 1.00 | 13707             | National Safety Council - DDC (Lease)                     | 601000 | 2114308300 | NR       | NR    | 450       |
| 3.00 | Total             | 541100 - Oper Expense - Books/Subscriptions               |        |            |          |       | \$1,816   |
| 1.00 | 13709             | Safety Shoes  | 601000 | 2114308300 | NR       | NR    | 150       |

MISSION SUPPORT

MS20 SAFETY MANAGEMENT

| Qty  | Item  | Name   | Fund   | FundCenter | Fund Prg | Grant | Amount    |
|------|-------|--|--------|------------|----------|-------|-----------|
| 1.00 | 13710 | Small Tools/Equip/Gauges                                 | 601000 | 2114308300 | NR       | NR    | 3,350     |
| 2.00 |       | Total 541400 - Oper Expense - Tools/Equipment/PPE        |        |            |          |       | \$3,500   |
| 1.00 | 15454 | EOC Part & Supplies                                      | 101000 | 2114308300 | NR       | NR    | 900       |
| 1.00 | 15212 | EOC Supplies   | 101000 | 2114308300 | NR       | NR    | 337       |
| 1.00 | 15648 | Office Supplies  | 101000 | 2114308300 | NR       | NR    | 451       |
| 1.00 | 15453 | Other Parts & Supplies                                   | 101000 | 2114308300 | NR       | NR    | 450       |
| 4.00 |       | Total 541500 - Oper Expense - Parts and Supplies         |        |            |          |       | \$2,138   |
| 1.00 | 15679 | Business Travel  | 101000 | 2114308300 | NR       | NR    | 1,455     |
| 1.00 | 15662 | Safety - Business Travel                                 | 101000 | 2114308300 | NR       | NR    | 913       |
| 2.00 |       | Total 542100 - Oper Expense - District Travel            |        |            |          |       | \$2,368   |
| 1.00 | 13502 | Safety - Dues & Memberships                              | 101000 | 2114308300 | NR       | NR    | 67        |
| 1.00 | 13722 | Safety Dues/Memberships                                  | 601000 | 2114308300 | NR       | NR    | 1,600     |
| 2.00 |       | Total 542310 - Oper Expense - Memberships, Dues and Fees |        |            |          |       | \$1,667   |
| 1.00 | 13723 | Professional Licenses                                    | 601000 | 2114308300 | NR       | NR    | 3,500     |
| 1.00 |       | Total 542400 - Oper Expense - Professional Licenses      |        |            |          |       | \$3,500   |
|      |       | Total SAFETY MANAGEMENT                                  |        |            |          |       | \$484,943 |

MISSION SUPPORT

| MS30 | SECURITY MANAGEMENT |   | Fund   | FundCenter | Fund Prg | Grant | Amount    |
|------|---------------------|---|--------|------------|----------|-------|-----------|
| Qty  | Item                | Name  |        |            |          |       |           |
| 1.90 | Total               | 510100 - Salaries and Wages - Regular                     |        |            |          |       | \$145,327 |
| 1.90 | Total               | 520900 - Fringe Benefits - FICA Taxes Employer Share      |        |            |          |       | \$11,118  |
| 1.90 | Total               | 521010 - Fringe Benefits - FRS Retirement Contrib         |        |            |          |       | \$19,720  |
| 1.90 | Total               | 521110 - Fringe Benefits - Medical Insurance              |        |            |          |       | \$31,132  |
| 1.90 | Total               | 521120 - Fringe Benefits - Dental Insurance               |        |            |          |       | \$2,318   |
| 1.90 | Total               | 521130 - Fringe Benefits - Vision Insurance               |        |            |          |       | \$260     |
| 1.90 | Total               | 521140 - Fringe Benefits - Accidental Death Dismemberment |        |            |          |       | \$29      |
| 1.90 | Total               | 521150 - Fringe Benefits - Long-Term Disability           |        |            |          |       | \$380     |
| 1.90 | Total               | 521160 - Fringe Benefits - Life Insurance                 |        |            |          |       | \$488     |
| 1.00 | 12964               | Security - Dist. Security Systems                         | 101000 | 2111109200 | NR       | NR    | 16,125    |
| 1.00 | 12965               | Security - District Access Control                        | 101000 | 2111109200 | NR       | NR    | 13,312    |
| 2.00 | Total               | 530100 - Cont Serv - External Provider                    |        |            |          |       | \$29,437  |
| 1.00 | 12568               | District Locksmith Services                               | 101000 | 2111109200 | NR       | NR    | 10,000    |
| 1.00 | 12565               | Security - District CCTV Maint                            | 101000 | 2111109200 | NR       | NR    | 16,000    |
| 1.00 | 12971               | Security - District Gate Maintenance                      | 101000 | 2111109200 | NR       | NR    | 9,250     |
| 1.00 | 12566               | Security - HQ Security Systems Maint                      | 101000 | 2111109200 | NR       | NR    | 22,500    |
| 1.00 | 13702               | Security - Win-Pack System Maint.                         | 101000 | 2111109200 | NR       | NR    | 16,875    |
| 1.00 | 16155               | Security Access Control Software Upgrade                  | 101003 | 2111109200 | NR       | NR    | 2,677     |
| 1.00 | 16171               | Security HQ Replace Access Control Panel                  | 101003 | 2111109200 | NR       | NR    | 12,402    |
| 1.00 | 16154               | Security Replace Analog & IP Cameras                      | 101003 | 2111109200 | NR       | NR    | 10,037    |
| 1.00 | 12567               | Security-District Intrusion Alarm Maint                   | 101000 | 2111109200 | NR       | NR    | 13,312    |
| 9.00 | Total               | 530600 - Cont Serv - Maintenance and Repairs              |        |            |          |       | \$113,053 |
| 1.00 | 12570               | Security - Special Security Guard Svcs.                   | 101000 | 2111109200 | NR       | NR    | 8,733     |

MISSION SUPPORT

MS30 SECURITY MANAGEMENT

| Qty  | Item  | Name  | Fund   | FundCenter | Fund Prg | Grant | Amount    |
|------|-------|---|--------|------------|----------|-------|-----------|
| 1.00 | 12569 | Security Guard Contract                           | 101003 | 2111109200 | NR       | NR    | 260,750   |
| 1.00 | 17090 | Security Guard Contract                           | 101000 | 2111109200 | NR       | NR    | 40,610    |
| 3.00 |       | Total 531100 - Cont Serv - General Maintenance    |        |            |          |       | \$310,093 |
| 1.00 | 12572 | Security - Maint & Repair Supplies                | 101000 | 2111109200 | NR       | NR    | 2,250     |
| 1.00 | 12571 | Security - Parts & Fittings                       | 101000 | 2111109200 | NR       | NR    | 6,465     |
| 2.00 |       | Total 541500 - Oper Expense - Parts and Supplies  |        |            |          |       | \$8,715   |
| 1.00 | 15746 | Security - Office Supplies                        | 101000 | 2111109200 | NR       | NR    | 1,002     |
| 1.00 |       | Total 541510 - Oper Expense - Parts,Supp - Office |        |            |          |       | \$1,002   |
| 1.00 | 16156 | Security SC's Replace Access Control Pan          | 401003 | 2111109200 | NR       | NR    | 12,402    |
| 1.00 |       | Total 589100 - Capital Outlay - Buildings         |        |            |          |       | \$12,402  |
| 1.00 | 16157 | Security HQ B1 - Replace DVR                      | 401003 | 2111109200 | NR       | NR    | 9,500     |
| 1.00 |       | Total 589300 - Capital Outlay - Equipment         |        |            |          |       | \$9,500   |
|      |       | Total SECURITY MANAGEMENT                         |        |            |          |       | \$694,974 |

MISSION SUPPORT

MV01 MISSION SUPPORT - FLEET

| Qty  | Item  | Name  | Fund   | FundCenter | Fund Prg | Grant | Amount   |
|------|-------|---|--------|------------|----------|-------|----------|
| .10  | Total | 510100 - Salaries and Wages - Regular                     |        |            |          |       | \$6,338  |
| .10  | Total | 520900 - Fringe Benefits - FICA Taxes Employer Share      |        |            |          |       | \$485    |
| .10  | Total | 521010 - Fringe Benefits - FRS Retirement Contrib         |        |            |          |       | \$1,339  |
| .10  | Total | 521110 - Fringe Benefits - Medical Insurance              |        |            |          |       | \$1,639  |
| .10  | Total | 521120 - Fringe Benefits - Dental Insurance               |        |            |          |       | \$122    |
| .10  | Total | 521130 - Fringe Benefits - Vision Insurance               |        |            |          |       | \$14     |
| .10  | Total | 521140 - Fringe Benefits - Accidental Death Dismemberment |        |            |          |       | \$2      |
| .10  | Total | 521150 - Fringe Benefits - Long-Term Disability           |        |            |          |       | \$20     |
| .10  | Total | 521160 - Fringe Benefits - Life Insurance                 |        |            |          |       | \$26     |
| 1.00 | 27609 | Fuel Master Annual Service Fees                           | 101000 | 5005170400 | NR       | NR    | 14,500   |
| 1.00 | Total | 530602 - Cont Serv - Maint & Repairs - Computer Software  |        |            |          |       | \$14,500 |
| 1.00 | 15216 | Oil Change Services & Repairs-Adm Fleet                   | 101000 | 5005170400 | NR       | NR    | 23,735   |
| 1.00 | 17340 | Pumping Operations - Fleet                                | 202000 | 5210173100 | NR       | NR    | 5,178    |
| 2.00 | Total | 530608 - Cont Serv - Maint & Repairs - Vehicles           |        |            |          |       | \$28,913 |
| 1.00 | 15612 | Mission Support - Fleet                                   | 202000 | 5210173100 | NR       | NR    | 79,164   |
| 1.00 | Total | 540030 - Oper Expense - Inventory Other Fuels             |        |            |          |       | \$79,164 |
| 1.00 | 18200 | Sectional Navigational Charts                             | 101000 | 2110108500 | NR       | NR    | 230      |
| 1.00 | Total | 541100 - Oper Expense - Books/Subscriptions               |        |            |          |       | \$230    |
| 1.00 | 15217 | Mission Support - Fleet                                   | 202000 | 5005170400 | NR       | NR    | 50,000   |
| 1.00 | Total | 541250 - Oper Expense - Vehicle Fuel Card Consumed        |        |            |          |       | \$50,000 |

MISSION SUPPORT

MV01 MISSION SUPPORT - FLEET

| Qty  | Item  | Name   | Fund   | FundCenter | Fund Prg | Grant | Amount    |
|------|-------|--|--------|------------|----------|-------|-----------|
| 1.00 | 18224 | Parts & Supplies   | 101000 | 2110108500 | NR       | NR    | 2,642     |
| 1.00 |       | Total 541500 - Oper Expense - Parts and Supplies         |        |            |          |       | \$2,642   |
| 1.00 | 17801 | Pumping Operations - Fleet                               | 202000 | 5210173100 | NR       | NR    | 19,000    |
| 1.00 |       | Total 541502 - Oper Expense - Parts,Supp - Fleet         |        |            |          |       | \$19,000  |
| 1.00 | 15712 | Office Supplies  | 101000 | 2110108500 | NR       | NR    | 271       |
| 1.00 |       | Total 541510 - Oper Expense - Parts,Supp - Office        |        |            |          |       | \$271     |
| 1.00 | 13401 | SUN PASS TOLL FUNDING                                    | 101000 | 5005170400 | NR       | NR    | 58,000    |
| 1.00 |       | Total 542100 - Oper Expense - District Travel            |        |            |          |       | \$58,000  |
| 1.00 | 97    | Dues & Memberships                                       | 101000 | 2110108500 | NR       | NR    | 790       |
| 1.00 |       | Total 542310 - Oper Expense - Memberships, Dues and Fees |        |            |          |       | \$790     |
| 1.00 | 18229 | Bell Helicopter Recurrent Training                       | 101000 | 2110108500 | NR       | NR    | 2,150     |
| 1.00 |       | Total 542400 - Oper Expense - Professional Licenses      |        |            |          |       | \$2,150   |
|      |       | Total MISSION SUPPORT - FLEET                            |        |            |          |       | \$265,645 |

WATER SUPPLY

| DA01 | WATER SUPPLY PLAN DEVELOPMENT |   |        |            |          |       |           |             |
|------|-------------------------------|---|--------|------------|----------|-------|-----------|-------------|
| Qty  | Item                          | Name  | Fund   | FundCenter | Fund Prg | Grant | Amount    |             |
| 8.90 | Total                         | 510100 - Salaries and Wages - Regular                     |        |            |          |       | \$807,930 |             |
| 8.90 | Total                         | 520900 - Fringe Benefits - FICA Taxes Employer Share      |        |            |          |       | \$61,810  |             |
| 8.90 | Total                         | 521010 - Fringe Benefits - FRS Retirement Contrib         |        |            |          |       | \$120,709 |             |
| 8.90 | Total                         | 521110 - Fringe Benefits - Medical Insurance              |        |            |          |       | \$147,265 |             |
| 8.90 | Total                         | 521120 - Fringe Benefits - Dental Insurance               |        |            |          |       | \$10,858  |             |
| 8.90 | Total                         | 521130 - Fringe Benefits - Vision Insurance               |        |            |          |       | \$1,222   |             |
| 8.90 | Total                         | 521140 - Fringe Benefits - Accidental Death Dismemberment |        |            |          |       | \$139     |             |
| 8.90 | Total                         | 521150 - Fringe Benefits - Long-Term Disability           |        |            |          |       | \$1,780   |             |
| 8.90 | Total                         | 521160 - Fringe Benefits - Life Insurance                 |        |            |          |       | \$2,290   |             |
| 1.00 | 15642                         | Alliance for Water Efficiency Dues                        | 101000 | 4315450000 | NR       | NR    | 525       |             |
| 1.00 | 15627                         | WateReuse Association Dues                                | 101000 | 4315450000 | NR       | NR    | 412       |             |
| 2.00 | Total                         | 542310 - Oper Expense - Memberships, Dues and Fees        |        |            |          |       | \$937     |             |
|      | Total                         | WATER SUPPLY PLAN DEVELOPMENT                             |        |            |          |       |           | \$1,154,940 |

WATER SUPPLY

| DA02 | COMPREHENSIVE PLAN & RELATED DOCUMENT REVIEWS |   |      |            |          |       | Amount    |
|------|---|---|------|------------|----------|-------|-----------|
| Qty  | Item  | Name  | Fund | FundCenter | Fund Prg | Grant |           |
| 1.60 | Total   | 510100 - Salaries and Wages - Regular                     |      |            |          |       | \$113,152 |
| 1.60 | Total   | 520900 - Fringe Benefits - FICA Taxes Employer Share      |      |            |          |       | \$8,656   |
| 1.60 | Total   | 521010 - Fringe Benefits - FRS Retirement Contrib         |      |            |          |       | \$15,355  |
| 1.60 | Total   | 521110 - Fringe Benefits - Medical Insurance              |      |            |          |       | \$26,216  |
| 1.60 | Total   | 521120 - Fringe Benefits - Dental Insurance               |      |            |          |       | \$1,952   |
| 1.60 | Total   | 521130 - Fringe Benefits - Vision Insurance               |      |            |          |       | \$220     |
| 1.60 | Total   | 521140 - Fringe Benefits - Accidental Death Dismemberment |      |            |          |       | \$24      |
| 1.60 | Total   | 521150 - Fringe Benefits - Long-Term Disability           |      |            |          |       | \$320     |
| 1.60 | Total   | 521160 - Fringe Benefits - Life Insurance                 |      |            |          |       | \$412     |
|      | Total   | COMPREHENSIVE PLAN & RELATED DOCUMENT REVIEWS             |      |            |          |       | \$166,307 |



WATER SUPPLY

| DA03 | CENTRAL FLORIDA WATER INITIATIVE |                          |                                  |            |  |       |           |           |
|------|----------------------------------|--------------------------|----------------------------------|------------|--|-------|-----------|-----------|
| Qty  | Item                             | Name                     | Fund                             | FundCenter | Fund Prg   | Grant | Amount    |           |
| 4.35 |                                  | Total                    | 510100                           | -          | Salaries and Wages - Regular                     |       | \$389,824 |           |
| 4.35 |                                  | Total                    | 520900                           | -          | Fringe Benefits - FICA Taxes Employer Share      |       | \$29,820  |           |
| 4.35 |                                  | Total                    | 521010                           | -          | Fringe Benefits - FRS Retirement Contrib         |       | \$57,158  |           |
| 4.35 |                                  | Total                    | 521110                           | -          | Fringe Benefits - Medical Insurance              |       | \$72,708  |           |
| 4.35 |                                  | Total                    | 521120                           | -          | Fringe Benefits - Dental Insurance               |       | \$5,307   |           |
| 4.35 |                                  | Total                    | 521130                           | -          | Fringe Benefits - Vision Insurance               |       | \$596     |           |
| 4.35 |                                  | Total                    | 521140                           | -          | Fringe Benefits - Accidental Death Dismemberment |       | \$71      |           |
| 4.35 |                                  | Total                    | 521150                           | -          | Fringe Benefits - Long-Term Disability           |       | \$870     |           |
| 4.35 |                                  | Total                    | 521160                           | -          | Fringe Benefits - Life Insurance                 |       | \$1,119   |           |
| 3.00 |                                  | Total                    | 529990                           | -          | Fringe Benefits - Other Personnel Benefits       |       | \$489     |           |
| 1.00 | 15901                            | CFWI Contractual Support | 101000                           | 4315450000 | 101287   | NR    | 25,000    |           |
| 1.00 |                                  | Total                    | 530100                           | -          | Cont Serv - External Provider                    |       | \$25,000  |           |
|      |                                  | Total                    | CENTRAL FLORIDA WATER INITIATIVE |            |  |       |           | \$582,962 |

WATER SUPPLY

| DA04 | TECHNICAL ASSISTANCE TO LOCAL GOVT |                                    |   |  | Fund | FundCenter | Fund Prg | Grant | Amount   |
|------|------------------------------------|------------------------------------|---|--|------|------------|----------|-------|----------|
| Qty  | Item                               | Name                               |   |  |      |            |          |       |          |
| .40  | Total                              | 510100                             | - | Salaries and Wages - Regular                     |      |            |          |       | \$28,288 |
| .40  | Total                              | 520900                             | - | Fringe Benefits - FICA Taxes Employer Share      |      |            |          |       | \$2,164  |
| .40  | Total                              | 521010                             | - | Fringe Benefits - FRS Retirement Contrib         |      |            |          |       | \$3,839  |
| .40  | Total                              | 521110                             | - | Fringe Benefits - Medical Insurance              |      |            |          |       | \$6,554  |
| .40  | Total                              | 521120                             | - | Fringe Benefits - Dental Insurance               |      |            |          |       | \$488    |
| .40  | Total                              | 521130                             | - | Fringe Benefits - Vision Insurance               |      |            |          |       | \$54     |
| .40  | Total                              | 521140                             | - | Fringe Benefits - Accidental Death Dismemberment |      |            |          |       | \$6      |
| .40  | Total                              | 521150                             | - | Fringe Benefits - Long-Term Disability           |      |            |          |       | \$80     |
| .40  | Total                              | 521160                             | - | Fringe Benefits - Life Insurance                 |      |            |          |       | \$102    |
|      | Total                              | TECHNICAL ASSISTANCE TO LOCAL GOVT |   |  |      |            |          |       | \$41,575 |

WATER SUPPLY

| DB01 | WATER SUPPLY PLAN IMPLEMENTATION |                          |                                  |            |  |       |           |           |
|------|----------------------------------|--------------------------|----------------------------------|------------|--|-------|-----------|-----------|
| Qty  | Item                             | Name                     | Fund                             | FundCenter | Fund Prg   | Grant | Amount    |           |
| 1.90 |                                  | Total                    | 510100                           | -          | Salaries and Wages - Regular                     |       | \$175,608 |           |
| 1.90 |                                  | Total                    | 520900                           | -          | Fringe Benefits - FICA Taxes Employer Share      |       | \$13,434  |           |
| 1.90 |                                  | Total                    | 521010                           | -          | Fringe Benefits - FRS Retirement Contrib         |       | \$31,205  |           |
| 1.90 |                                  | Total                    | 521110                           | -          | Fringe Benefits - Medical Insurance              |       | \$34,468  |           |
| 1.90 |                                  | Total                    | 521120                           | -          | Fringe Benefits - Dental Insurance               |       | \$2,318   |           |
| 1.90 |                                  | Total                    | 521130                           | -          | Fringe Benefits - Vision Insurance               |       | \$261     |           |
| 1.90 |                                  | Total                    | 521140                           | -          | Fringe Benefits - Accidental Death Dismemberment |       | \$29      |           |
| 1.90 |                                  | Total                    | 521150                           | -          | Fringe Benefits - Long-Term Disability           |       | \$380     |           |
| 1.90 |                                  | Total                    | 521160                           | -          | Fringe Benefits - Life Insurance                 |       | \$479     |           |
| 1.00 | 15741                            | Office Supplies          | 101000                           | 4310156000 | NR   | NR    | 902       |           |
| 1.00 |                                  | Total                    | 541510                           | -          | Oper Expense - Parts,Supp - Office               |       | \$902     |           |
| 1.00 | 15159                            | Training & Conferences   | 101000                           | 4409160000 | NR   | NR    | 1,800     |           |
| 1.00 |                                  | Total                    | 542000                           | -          | Oper Expense - Conference Registrations          |       | \$1,800   |           |
| 1.00 | 15696                            | District Business Travel | 101000                           | 4409160000 | NR   | NR    | 2,425     |           |
| 1.00 |                                  | Total                    | 542100                           | -          | Oper Expense - District Travel                   |       | \$2,425   |           |
| 1.00 | 12859                            | Professional Licenses    | 101000                           | 4315450000 | NR   | NR    | 900       |           |
| 1.00 |                                  | Total                    | 542400                           | -          | Oper Expense - Professional Licenses             |       | \$900     |           |
|      |                                  | Total                    | WATER SUPPLY PLAN IMPLEMENTATION |            |  |       |           | \$264,209 |

WATER SUPPLY

| DC01 | WATER RESERVATIONS - KISSIMMEE |                                |   |  | Fund | FundCenter | Fund Prg | Grant | Amount   |
|------|--------------------------------|--------------------------------|---|--|------|------------|----------|-------|----------|
| Qty  | Item                           | Name                           |   |  |      |            |          |       |          |
| .75  | Total                          | 510100                         | - | Salaries and Wages - Regular                     |      |            |          |       | \$49,978 |
| .75  | Total                          | 520900                         | - | Fringe Benefits - FICA Taxes Employer Share      |      |            |          |       | \$3,823  |
| .75  | Total                          | 521010                         | - | Fringe Benefits - FRS Retirement Contrib         |      |            |          |       | \$6,782  |
| .75  | Total                          | 521110                         | - | Fringe Benefits - Medical Insurance              |      |            |          |       | \$12,289 |
| .75  | Total                          | 521120                         | - | Fringe Benefits - Dental Insurance               |      |            |          |       | \$915    |
| .75  | Total                          | 521130                         | - | Fringe Benefits - Vision Insurance               |      |            |          |       | \$103    |
| .75  | Total                          | 521140                         | - | Fringe Benefits - Accidental Death Dismemberment |      |            |          |       | \$11     |
| .75  | Total                          | 521150                         | - | Fringe Benefits - Long-Term Disability           |      |            |          |       | \$150    |
| .75  | Total                          | 521160                         | - | Fringe Benefits - Life Insurance                 |      |            |          |       | \$193    |
|      | Total                          | WATER RESERVATIONS - KISSIMMEE |   |  |      |            |          |       | \$74,244 |

WATER SUPPLY

| DC09 | MFL WATER RESERVATION RULES STATUS |                                    |   |  | Fund | FundCenter | Fund Prg | Grant | Amount   |
|------|------------------------------------|------------------------------------|---|--|------|------------|----------|-------|----------|
| Qty  | Item                               | Name                               |   |  |      |            |          |       |          |
| .95  | Total                              | 510100                             | - | Salaries and Wages - Regular                     |      |            |          |       | \$65,087 |
| .95  | Total                              | 520900                             | - | Fringe Benefits - FICA Taxes Employer Share      |      |            |          |       | \$4,978  |
| .95  | Total                              | 521010                             | - | Fringe Benefits - FRS Retirement Contrib         |      |            |          |       | \$8,833  |
| .95  | Total                              | 521110                             | - | Fringe Benefits - Medical Insurance              |      |            |          |       | \$15,566 |
| .95  | Total                              | 521120                             | - | Fringe Benefits - Dental Insurance               |      |            |          |       | \$1,159  |
| .95  | Total                              | 521130                             | - | Fringe Benefits - Vision Insurance               |      |            |          |       | \$130    |
| .95  | Total                              | 521140                             | - | Fringe Benefits - Accidental Death Dismemberment |      |            |          |       | \$14     |
| .95  | Total                              | 521150                             | - | Fringe Benefits - Long-Term Disability           |      |            |          |       | \$190    |
| .95  | Total                              | 521160                             | - | Fringe Benefits - Life Insurance                 |      |            |          |       | \$244    |
|      | Total                              | MFL WATER RESERVATION RULES STATUS |   |  |      |            |          |       | \$96,201 |

WATER SUPPLY

| DD01 | REGULATORY INITIATIVES |                        |   |  | Fund   | FundCenter | Fund Prg | Grant | Amount    |
|------|------------------------|------------------------|---|--|--------|------------|----------|-------|-----------|
| Qty  | Item                   | Name                   |   |  |        |            |          |       |           |
| 2.50 | Total                  | 510100                 | - | Salaries and Wages - Regular                     |        |            |          |       | \$222,313 |
| 2.50 | Total                  | 520900                 | - | Fringe Benefits - FICA Taxes Employer Share      |        |            |          |       | \$17,007  |
| 2.50 | Total                  | 521010                 | - | Fringe Benefits - FRS Retirement Contrib         |        |            |          |       | \$36,869  |
| 2.50 | Total                  | 521110                 | - | Fringe Benefits - Medical Insurance              |        |            |          |       | \$40,964  |
| 2.50 | Total                  | 521120                 | - | Fringe Benefits - Dental Insurance               |        |            |          |       | \$3,050   |
| 2.50 | Total                  | 521130                 | - | Fringe Benefits - Vision Insurance               |        |            |          |       | \$342     |
| 2.50 | Total                  | 521140                 | - | Fringe Benefits - Accidental Death Dismemberment |        |            |          |       | \$39      |
| 2.50 | Total                  | 521150                 | - | Fringe Benefits - Long-Term Disability           |        |            |          |       | \$500     |
| 2.50 | Total                  | 521160                 | - | Fringe Benefits - Life Insurance                 |        |            |          |       | \$642     |
| 1.00 | 15300                  | FAWN                   |   |  | 101000 | 4315450000 | 100721   | NR    | 75,000    |
| 1.00 | Total                  | 545040                 | - | Oper Expense - Interagency Public Univ           |        |            |          |       | \$75,000  |
|      | Total                  | REGULATORY INITIATIVES |   |  |        |            |          |       | \$396,726 |

WATER SUPPLY

| DE01 | ALTERNATIVE WATER SUPPLY - DISTRICT WIDE |                                  |  |            |  |       |              |              |
|------|--|----------------------------------|--|------------|--|-------|--------------|--------------|
| Qty  | Item                                     | Name                             | Fund                                     | FundCenter | Fund Prg   | Grant | Amount       |              |
| 1.00 |  | Total                            | 510100                                   | -          | Salaries and Wages - Regular                     |       | \$85,122     |              |
| 1.00 |  | Total                            | 520900                                   | -          | Fringe Benefits - FICA Taxes Employer Share      |       | \$6,511      |              |
| 1.00 |  | Total                            | 521010                                   | -          | Fringe Benefits - FRS Retirement Contrib         |       | \$11,550     |              |
| 1.00 |  | Total                            | 521110                                   | -          | Fringe Benefits - Medical Insurance              |       | \$16,387     |              |
| 1.00 |  | Total                            | 521120                                   | -          | Fringe Benefits - Dental Insurance               |       | \$1,220      |              |
| 1.00 |  | Total                            | 521130                                   | -          | Fringe Benefits - Vision Insurance               |       | \$138        |              |
| 1.00 |  | Total                            | 521140                                   | -          | Fringe Benefits - Accidental Death Dismemberment |       | \$17         |              |
| 1.00 |  | Total                            | 521150                                   | -          | Fringe Benefits - Long-Term Disability           |       | \$200        |              |
| 1.00 |  | Total                            | 521160                                   | -          | Fringe Benefits - Life Insurance                 |       | \$258        |              |
| 1.00 | 24262                                    | 2023 SA1687 Alt Water Supply Prg | 205000                                   | 4315450000 | 101220   | NR    | 22,000,000   |              |
| 1.00 |  | Total                            | 545000                                   | -          | Oper Expense - Interagency Local                 |       | \$22,000,000 |              |
|      |  | Total                            | ALTERNATIVE WATER SUPPLY - DISTRICT WIDE |            |  |       |              | \$22,121,403 |

WATER SUPPLY

| DF01 | HYDROGEOLOGIC DATA GATHERING |  |        |            |  |       |           |
|------|------------------------------|--|--------|------------|--|-------|-----------|
| Qty  | Item                         | Name                                     | Fund   | FundCenter | Fund Prg   | Grant | Amount    |
| 8.00 |                              | Total                                    | 510100 | -          | Salaries and Wages - Regular                     |       | \$613,781 |
| 8.00 |                              | Total                                    | 520900 | -          | Fringe Benefits - FICA Taxes Employer Share      |       | \$46,959  |
| 8.00 |                              | Total                                    | 521010 | -          | Fringe Benefits - FRS Retirement Contrib         |       | \$89,098  |
| 8.00 |                              | Total                                    | 521110 | -          | Fringe Benefits - Medical Insurance              |       | \$133,473 |
| 8.00 |                              | Total                                    | 521120 | -          | Fringe Benefits - Dental Insurance               |       | \$9,760   |
| 8.00 |                              | Total                                    | 521130 | -          | Fringe Benefits - Vision Insurance               |       | \$1,100   |
| 8.00 |                              | Total                                    | 521140 | -          | Fringe Benefits - Accidental Death Dismemberment |       | \$127     |
| 8.00 |                              | Total                                    | 521150 | -          | Fringe Benefits - Long-Term Disability           |       | \$1,600   |
| 8.00 |                              | Total                                    | 521160 | -          | Fringe Benefits - Life Insurance                 |       | \$2,018   |
| 1.00 | 14328                        | Geophysical Logging                      | 101000 | 4314189000 | NR   | NR    | 18,893    |
| 1.00 | 18259                        | Groundwater Monitor Contractual Services | 101000 | 4314189000 | NR   | NR    | 125,193   |
| 1.00 | 14329                        | Hydrogeologic Data Archiving             | 101000 | 4314189000 | NR   | NR    | 15,000    |
| 1.00 | 14330                        | Monthly GW Level Measurements            | 101000 | 4314189000 | NR   | NR    | 14,400    |
| 1.00 | 18261                        | Regional Floridan Groundwater Network    | 101000 | 4314189000 | 101153   | NR    | 20,000    |
| 1.00 | 15113                        | Cont Serv - GW Maint/Repair              | 101000 | 5511184600 | NR   | NR    | 43,551    |
| 6.00 |                              | Total                                    | 530100 | -          | Cont Serv - External Provider                    |       | \$237,037 |
| 1.00 | 14326                        | Emergency Wellhead Repairs               | 101000 | 4314189000 | NR   | NR    | 50,000    |
| 1.00 |                              | Total                                    | 530600 | -          | Cont Serv - Maintenance and Repairs              |       | \$50,000  |
| 1.00 | 13805                        | Books / Subscriptions / References       | 101000 | 4314189000 | NR   | NR    | 270       |
| 1.00 |                              | Total                                    | 541100 | -          | Oper Expense - Books/Subscriptions               |       | \$270     |
| 1.00 | 14327                        | Parts & Supplies - Field Equipment       | 101000 | 4314189000 | NR   | NR    | 26,800    |
| 1.00 |                              |  | 541500 | -          | Oper Expense - Parts and Supplies                |       | \$26,800  |



WATER SUPPLY

| DF01 | HYDROGEOLOGIC DATA GATHERING |                               |                              |            |   |       |             |
|------|------------------------------|-------------------------------|------------------------------|------------|---|-------|-------------|
| Qty  | Item                         | Name                          | Fund                         | FundCenter | Fund Prg                                    | Grant | Amount      |
|      |                              | Total                         | 541500                       | -          | Oper Expense - Parts and Supplies           |       |             |
| 1.00 | 15085                        | Training & Conferences        | 101000                       | 4409160000 | NR  | NR    | 2,700       |
| 1.00 |                              | Total                         | 542000                       | -          | Oper Expense - Conference Registrations     |       | \$2,700     |
| 1.00 | 33530                        | Travel - Field Work           | 101000                       | 4409160000 | NR  | NR    | 4,200       |
| 1.00 |                              | Total                         | 542100                       | -          | Oper Expense - District Travel              |       | \$4,200     |
| 1.00 | 15082                        | Professional Licenses         | 101000                       | 4314189000 | NR  | NR    | 1,765       |
| 1.00 |                              | Total                         | 542400                       | -          | Oper Expense - Professional Licenses        |       | \$1,765     |
| 1.00 | 15101                        | FTL USGS GW CORE NETWORK (WS) | 101000                       | 5512185500 | 101247                                      | NR    | 204,904     |
| 1.00 | 15102                        | ORL USGS GW CORE NETWORK      | 101000                       | 5512185500 | 101247                                      | NR    | 94,400      |
| 2.00 |                              | Total                         | 545020                       | -          | Oper Expense - Interagency Federal Matching |       | \$299,304   |
|      |                              | Total                         | HYDROGEOLOGIC DATA GATHERING |            |   |       | \$1,519,992 |

WATER SUPPLY

| DF02 | SUB REGIONAL WATER SUPPLY |                           |  |        | Fund       | FundCenter | Fund Prg | Grant | Amount    |
|------|---------------------------|---------------------------|--|--------|------------|------------|----------|-------|-----------|
| Qty  | Item                      | Name                      |  |        |            |            |          |       |           |
| 7.50 | Total                     | 510100                    | - Salaries and Wages - Regular                     |        |            |            |          |       | \$599,597 |
| 7.50 | Total                     | 520900                    | - Fringe Benefits - FICA Taxes Employer Share      |        |            |            |          |       | \$45,870  |
| 7.50 | Total                     | 521010                    | - Fringe Benefits - FRS Retirement Contrib         |        |            |            |          |       | \$83,851  |
| 7.50 | Total                     | 521110                    | - Fringe Benefits - Medical Insurance              |        |            |            |          |       | \$123,843 |
| 7.50 | Total                     | 521120                    | - Fringe Benefits - Dental Insurance               |        |            |            |          |       | \$9,150   |
| 7.50 | Total                     | 521130                    | - Fringe Benefits - Vision Insurance               |        |            |            |          |       | \$1,028   |
| 7.50 | Total                     | 521140                    | - Fringe Benefits - Accidental Death Dismemberment |        |            |            |          |       | \$115     |
| 7.50 | Total                     | 521150                    | - Fringe Benefits - Long-Term Disability           |        |            |            |          |       | \$1,500   |
| 7.50 | Total                     | 521160                    | - Fringe Benefits - Life Insurance                 |        |            |            |          |       | \$1,928   |
| 1.00 | 14294                     | GW Model Peer Reviews     |  | 101000 | 4314189000 | NR         | NR       |       | 89,000    |
| 1.00 | Total                     | 530900                    | - Cont Serv - Professional                         |        |            |            |          |       | \$89,000  |
|      | Total                     | SUB REGIONAL WATER SUPPLY |  |        |            |            |          |       | \$955,882 |

WATER SUPPLY

| DF06 | S MIAMI-DADE HYDROLOGIC ANALYSIS |                                  |   |  | Fund | FundCenter | Fund Prg | Grant | Amount   |
|------|----------------------------------|----------------------------------|---|--|------|------------|----------|-------|----------|
| Qty  | Item                             | Name                             |   |  |      |            |          |       |          |
| .40  | Total                            | 510100                           | - | Salaries and Wages - Regular                     |      |            |          |       | \$39,112 |
| .40  | Total                            | 520900                           | - | Fringe Benefits - FICA Taxes Employer Share      |      |            |          |       | \$2,993  |
| .40  | Total                            | 521010                           | - | Fringe Benefits - FRS Retirement Contrib         |      |            |          |       | \$6,137  |
| .40  | Total                            | 521110                           | - | Fringe Benefits - Medical Insurance              |      |            |          |       | \$6,555  |
| .40  | Total                            | 521120                           | - | Fringe Benefits - Dental Insurance               |      |            |          |       | \$488    |
| .40  | Total                            | 521130                           | - | Fringe Benefits - Vision Insurance               |      |            |          |       | \$55     |
| .40  | Total                            | 521140                           | - | Fringe Benefits - Accidental Death Dismemberment |      |            |          |       | \$7      |
| .40  | Total                            | 521150                           | - | Fringe Benefits - Long-Term Disability           |      |            |          |       | \$80     |
| .40  | Total                            | 521160                           | - | Fringe Benefits - Life Insurance                 |      |            |          |       | \$103    |
|      | Total                            | S MIAMI-DADE HYDROLOGIC ANALYSIS |   |  |      |            |          |       | \$55,530 |

WATER SUPPLY

| DF07 | POST-PROCESSING MODEL RUN |                           |   |  | Fund | FundCenter | Fund Prg | Grant | Amount   |
|------|---------------------------|---------------------------|---|--|------|------------|----------|-------|----------|
| Qty  | Item                      | Name                      |   |  |      |            |          |       |          |
| .70  | Total                     | 510100                    | - | Salaries and Wages - Regular                     |      |            |          |       | \$63,708 |
| .70  | Total                     | 520900                    | - | Fringe Benefits - FICA Taxes Employer Share      |      |            |          |       | \$4,873  |
| .70  | Total                     | 521010                    | - | Fringe Benefits - FRS Retirement Contrib         |      |            |          |       | \$11,128 |
| .70  | Total                     | 521110                    | - | Fringe Benefits - Medical Insurance              |      |            |          |       | \$11,470 |
| .70  | Total                     | 521120                    | - | Fringe Benefits - Dental Insurance               |      |            |          |       | \$854    |
| .70  | Total                     | 521130                    | - | Fringe Benefits - Vision Insurance               |      |            |          |       | \$96     |
| .70  | Total                     | 521140                    | - | Fringe Benefits - Accidental Death Dismemberment |      |            |          |       | \$11     |
| .70  | Total                     | 521150                    | - | Fringe Benefits - Long-Term Disability           |      |            |          |       | \$140    |
| .70  | Total                     | 521160                    | - | Fringe Benefits - Life Insurance                 |      |            |          |       | \$180    |
|      | Total                     | POST-PROCESSING MODEL RUN |   |  |      |            |          |       | \$92,460 |

WATER SUPPLY

| DZ00 |       | INTERGOVERNMENTAL SUPPORT   |        |            |   |       |             |  |
|------|-------|-----------------------------|--------|------------|---|-------|-------------|--|
| Qty  | Item  | Name                        | Fund   | FundCenter | Fund Prg  | Grant | Amount      |  |
| .75  |       | Total                       | 510100 | -          | Salaries and Wages - Regular                      |       | \$95,538    |  |
| .75  |       | Total                       | 520900 | -          | Fringe Benefits - FICA Taxes Employer Share       |       | \$7,308     |  |
| .75  |       | Total                       | 521010 | -          | Fringe Benefits - FRS Retirement Contrib          |       | \$20,725    |  |
| .75  |       | Total                       | 521110 | -          | Fringe Benefits - Medical Insurance               |       | \$13,479    |  |
| .75  |       | Total                       | 521120 | -          | Fringe Benefits - Dental Insurance                |       | \$915       |  |
| .75  |       | Total                       | 521130 | -          | Fringe Benefits - Vision Insurance                |       | \$104       |  |
| .75  |       | Total                       | 521140 | -          | Fringe Benefits - Accidental Death Dismemberment  |       | \$11        |  |
| .75  |       | Total                       | 521150 | -          | Fringe Benefits - Long-Term Disability            |       | \$150       |  |
| .75  |       | Total                       | 521160 | -          | Fringe Benefits - Life Insurance                  |       | \$194       |  |
| 6.00 |       | Total                       | 529990 | -          | Fringe Benefits - Other Personnel Benefits        |       | \$515,325   |  |
| 1.00 | 35504 | Medical Claims Paid         | 602000 | 2114308300 | NR  | NR    | 9,015,204   |  |
| 1.00 |       | Total                       | 590100 | -          | Internal Service Fund (ISF) - Medical Claims Paid |       | \$9,015,204 |  |
| .33  | 14026 | Dental Claims Paid          | 602000 | 2114308300 | NR  | NR    | 698,681     |  |
| .33  |       | Total                       | 590110 | -          | Internal Service Fund (ISF) - Dental Claims Paid  |       | \$698,681   |  |
| .33  | 14027 | Vision Claims Paid          | 602000 | 2114308300 | NR  | NR    | 99,045      |  |
| .33  |       | Total                       | 590120 | -          | ISF - Vision Claims Paid                          |       | \$99,045    |  |
| .33  | 14028 | Administrator Fees Paid     | 602000 | 2114308300 | NR  | NR    | 770,484     |  |
| .33  |       | Total                       | 590160 | -          | ISF - Administrator Fees Paid                     |       | \$770,484   |  |
| .33  | 14029 | Actuarial Service Fees Paid | 602000 | 2114308300 | NR  | NR    | 4,950       |  |

WATER SUPPLY

DZ00 INTERGOVERNMENTAL SUPPORT

| Qty | Item | Name  | Fund                      | FundCenter | Fund Prg                          | Grant | Amount       |
|-----|------|-------|---------------------------|------------|-----------------------------------|-------|--------------|
| .33 |      | Total | 590170                    | -          | ISF - Actuarial Service Fees Paid |       | \$4,950      |
|     |      | Total | INTERGOVERNMENTAL SUPPORT |            |                                   |       | \$11,242,113 |

REGULATION

| HA00  |       | ENVIRONMENTAL RESOURCE PERMITTING     |        |            |  |       |             |  |
|-------|-------|---------------------------------------|--------|------------|--|-------|-------------|--|
| Qty   | Item  | Name                                  | Fund   | FundCenter | Fund Prg   | Grant | Amount      |  |
| 59.50 |       | Total                                 | 510100 | -          | Salaries and Wages - Regular                     |       | \$4,385,067 |  |
| 59.50 |       | Total                                 | 520900 | -          | Fringe Benefits - FICA Taxes Employer Share      |       | \$335,463   |  |
| 59.50 |       | Total                                 | 521010 | -          | Fringe Benefits - FRS Retirement Contrib         |       | \$622,008   |  |
| 59.50 |       | Total                                 | 521110 | -          | Fringe Benefits - Medical Insurance              |       | \$999,696   |  |
| 59.50 |       | Total                                 | 521120 | -          | Fringe Benefits - Dental Insurance               |       | \$72,590    |  |
| 59.50 |       | Total                                 | 521130 | -          | Fringe Benefits - Vision Insurance               |       | \$8,165     |  |
| 59.50 |       | Total                                 | 521140 | -          | Fringe Benefits - Accidental Death Dismemberment |       | \$880       |  |
| 59.50 |       | Total                                 | 521150 | -          | Fringe Benefits - Long-Term Disability           |       | \$11,900    |  |
| 59.50 |       | Total                                 | 521160 | -          | Fringe Benefits - Life Insurance                 |       | \$14,877    |  |
| 1.00  | 34062 | Environmental Resource & Regulatory   | 202000 | 1010200000 | NR   | NR    | 101,600     |  |
| 1.00  | 14314 | Scanning - Large Volume               | 101000 | 4213153000 | NR   | NR    | 13,958      |  |
| 2.00  |       | Total                                 | 530100 | -          | Cont Serv - External Provider                    |       | \$115,558   |  |
| 1.00  | 15364 | Advertising - Legal Ads               | 101000 | 4213153000 | NR   | NR    | 1,000       |  |
| 1.00  |       | Total                                 | 530105 | -          | Cont Serv - Advertising Services                 |       | \$1,000     |  |
| 1.00  | 14315 | Contract Staff Application Processing | 101000 | 4213153000 | NR   | NR    | 31,733      |  |
| 1.00  |       | Total                                 | 530190 | -          | Cont Serv - External Provider (OPS)              |       | \$31,733    |  |
| 1.00  | 12537 | BART Maintenance                      | 101000 | 2110108500 | NR   | NR    | 3,500       |  |
| 1.00  | 24645 | BART Maintenance                      | 101003 | 2110108500 | NR   | NR    | 650         |  |
| 2.00  |       | Total                                 | 530602 | -          | Cont Serv - Maint & Repairs - Computer Software  |       | \$4,150     |  |
| 1.00  | 15267 | Pilot Services                        | 101003 | 2110108500 | NR   | NR    | 13,000      |  |

REGULATION

HA00 ENVIRONMENTAL RESOURCE PERMITTING

| Qty  | Item  | Name                                     | Fund   | FundCenter | Fund Prg                               | Grant | Amount    |
|------|-------|--|--------|------------|--|-------|-----------|
| 1.00 |       | Total                                    | 530900 | -          | Cont Serv - Professional               |       | \$13,000  |
| 1.00 | 16158 | Aircraft Fuel                            | 101000 | 2110108500 | NR                                     | NR    | 57,110    |
| 1.00 |       | Total                                    | 540030 | -          | Oper Expense - Inventory Other Fuels   |       | \$57,110  |
| 1.00 | 21679 | Aircraft Data Subscriptions              | 101003 | 2110108500 | NR                                     | NR    | 5,000     |
| 1.00 | 15077 | Books / Subscriptions / References       | 101000 | 4212152000 | NR                                     | NR    | 139       |
| 1.00 | 85    | Books / Subscriptions / References       | 101000 | 4213153000 | NR                                     | NR    | 90        |
| 1.00 | 12355 | Books / Subscriptions / References       | 101000 | 4214333000 | NR                                     | NR    | 90        |
| 1.00 | 12278 | Books / Subscriptions / References       | 101000 | 4216330000 | NR                                     | NR    | 360       |
| 5.00 |       | Total                                    | 541100 | -          | Oper Expense - Books/Subscriptions     |       | \$5,679   |
| 1.00 | 18243 | Uniforms                                 | 101000 | 2110108500 | NR                                     | NR    | 1,500     |
| 1.00 | 71    | Small Tools & Equipment                  | 101000 | 4212152000 | NR                                     | NR    | 450       |
| 1.00 | 87    | Small Tools & Equipment                  | 101000 | 4213153000 | NR                                     | NR    | 180       |
| 1.00 | 15080 | Small Tools & Equipment                  | 101000 | 4214333000 | NR                                     | NR    | 405       |
| 1.00 | 11978 | Small Tools & Equipment                  | 101000 | 4216330000 | NR                                     | NR    | 1,620     |
| 1.00 | 42    | Small Tools & Equipment                  | 101000 | 4218332000 | NR                                     | NR    | 1,458     |
| 6.00 |       | Total                                    | 541400 | -          | Oper Expense - Tools/Equipment/PPE     |       | \$5,613   |
| 1.00 | 19297 | 407 Unscheduled Maintenance              | 101003 | 2110108500 | NR                                     | NR    | 46,401    |
| 1.00 | 24646 | 5000 Hour Inspection                     | 101003 | 2110108500 | NR                                     | NR    | 23,645    |
| 1.00 | 18226 | Parts & Supplies - Credit Card Purchases | 101000 | 2110108500 | NR                                     | NR    | 55,605    |
| 1.00 | 86    | Parts & Supplies - Other Equipment       | 101000 | 4213153000 | NR                                     | NR    | 720       |
| 1.00 | 77    | Parts & Supplies - Other Equipment       | 101000 | 4216330000 | NR                                     | NR    | 450       |
| 5.00 |       | Total                                    | 541500 | -          | Oper Expense - Parts and Supplies      |       | \$126,821 |
| 1.00 | 15148 | Turbidity Samples                        | 101000 | 4216330000 | NR                                     | NR    | 450       |
| 1.00 |       | Total                                    | 541506 | -          | Oper Expense - Parts,Supp - Laboratory |       | \$450     |
| 1.00 | 15707 | Office Supplies                          | 101000 | 4213153000 | NR                                     | NR    | 5,431     |
| 1.00 | 15721 | Office Supplies                          | 101000 | 4214333000 | NR                                     | NR    | 1,628     |
| 1.00 | 15755 | Office Supplies                          | 101000 | 4216330000 | NR                                     | NR    | 1,128     |
| 1.00 | 15754 | Office Supplies                          | 101000 | 4218332000 | NR                                     | NR    | 1,263     |
| 4.00 |       | Total                                    | 541510 | -          | Oper Expense - Parts,Supp - Office     |       | \$9,450   |



REGULATION

HA00 ENVIRONMENTAL RESOURCE PERMITTING

| Qty  | Item  | Name  | Fund   | FundCenter | Fund Prg | Grant | Amount      |
|------|-------|---|--------|------------|----------|-------|-------------|
| 1.00 | 12540 | PBIA I.D. Background Check Renewals                 | 101000 | 2110108500 | NR       | NR    | 450         |
| 1.00 |       | Total 541900 - Oper Expense - Other                 |        |            |          |       | \$450       |
| 1.00 | 15650 | Business Travel                                     | 101000 | 4200154000 | NR       | NR    | 1,680       |
| 1.00 | 15661 | Business Travel - Pilot Duty                        | 101000 | 5003170600 | NR       | NR    | 877         |
| 2.00 |       | Total 542100 - Oper Expense - District Travel       |        |            |          |       | \$2,557     |
| 1.00 | 18228 | Bell Helicopter Recurrent Training                  | 101000 | 2110108500 | NR       | NR    | 27,010      |
| 1.00 |       | Total 542400 - Oper Expense - Professional Licenses |        |            |          |       | \$27,010    |
| 1.00 | 12650 | Credit Card Processing Fees for E Permit            | 101000 | 4213153000 | NR       | NR    | 45,000      |
| 1.00 |       | Total 543300 - Oper Expense - Other Fees            |        |            |          |       | \$45,000    |
| 1.00 | 12346 | Permit Recording in County Public Rcds              | 101000 | 4213153000 | NR       | NR    | 35,775      |
| 1.00 |       | Total 543301 - Oper Expense - Permits & Fees        |        |            |          |       | \$35,775    |
| 1.00 | 15079 | Postage   | 101000 | 4214333000 | NR       | NR    | 1,300       |
| 1.00 | 13287 | Postage   | 101000 | 4216330000 | NR       | NR    | 3,600       |
| 1.00 | 38    | Postage   | 101000 | 4218332000 | NR       | NR    | 1,395       |
| 3.00 |       | Total 543600 - Oper Expense - Postage               |        |            |          |       | \$6,295     |
| 1.00 | 27610 | Hangar/Office Rental                                | 101000 | 2111109200 | NR       | NR    | 55,551      |
| 1.00 |       | Total 543650 - Oper Expense - Space Rental          |        |            |          |       | \$55,551    |
|      |       | Total ENVIRONMENTAL RESOURCE PERMITTING             |        |            |          |       | \$6,993,848 |

REGULATION

| HA01  | ENVIRONMENTAL RESOURCE PERMITTING COMPLIANCE |   |        |            |          |       |             |             |
|-------|--|---|--------|------------|----------|-------|-------------|-------------|
| Qty   | Item   | Name  | Fund   | FundCenter | Fund Prg | Grant | Amount      |             |
| 26.65 | Total  | 510100 - Salaries and Wages - Regular                     |        |            |          |       | \$2,052,119 |             |
| 26.65 | Total  | 520900 - Fringe Benefits - FICA Taxes Employer Share      |        |            |          |       | \$156,988   |             |
| 26.65 | Total  | 521010 - Fringe Benefits - FRS Retirement Contrib         |        |            |          |       | \$286,705   |             |
| 26.65 | Total  | 521110 - Fringe Benefits - Medical Insurance              |        |            |          |       | \$444,287   |             |
| 26.65 | Total  | 521120 - Fringe Benefits - Dental Insurance               |        |            |          |       | \$32,513    |             |
| 26.65 | Total  | 521130 - Fringe Benefits - Vision Insurance               |        |            |          |       | \$3,651     |             |
| 26.65 | Total  | 521140 - Fringe Benefits - Accidental Death Dismemberment |        |            |          |       | \$400       |             |
| 26.65 | Total  | 521150 - Fringe Benefits - Long-Term Disability           |        |            |          |       | \$5,330     |             |
| 26.65 | Total  | 521160 - Fringe Benefits - Life Insurance                 |        |            |          |       | \$6,768     |             |
| 1.00  | 56   | Small Tools & Equipment                                   | 101000 | 4212152000 | NR       | NR    | 602         |             |
| 1.00  | Total  | 541400 - Oper Expense - Tools/Equipment/PPE               |        |            |          |       | \$602       |             |
| 1.00  | 55   | Parts & Supplies - Other Equipment                        | 101000 | 4212152000 | NR       | NR    | 765         |             |
| 1.00  | Total  | 541500 - Oper Expense - Parts and Supplies                |        |            |          |       | \$765       |             |
| 1.00  | 15653  | Business Travel   | 101000 | 4200154000 | NR       | NR    | 1,957       |             |
| 1.00  | Total  | 542100 - Oper Expense - District Travel                   |        |            |          |       | \$1,957     |             |
|       | Total  | ENVIRONMENTAL RESOURCE PERMITTING COMPLIANCE              |        |            |          |       |             | \$2,992,085 |

REGULATION

HB00 WATER USE PERMITTING

| Qty   | Item  | Name  | Fund   | FundCenter | Fund Prg | Grant | Amount      |             |
|-------|-------|---|--------|------------|----------|-------|-------------|-------------|
| 36.35 | Total | 510100 - Salaries and Wages - Regular                     |        |            |          |       | \$2,570,323 |             |
| 36.35 | Total | 520900 - Fringe Benefits - FICA Taxes Employer Share      |        |            |          |       | \$196,624   |             |
| 36.35 | Total | 521010 - Fringe Benefits - FRS Retirement Contrib         |        |            |          |       | \$356,936   |             |
| 36.35 | Total | 521110 - Fringe Benefits - Medical Insurance              |        |            |          |       | \$607,266   |             |
| 36.35 | Total | 521120 - Fringe Benefits - Dental Insurance               |        |            |          |       | \$44,347    |             |
| 36.35 | Total | 521130 - Fringe Benefits - Vision Insurance               |        |            |          |       | \$4,974     |             |
| 36.35 | Total | 521140 - Fringe Benefits - Accidental Death Dismemberment |        |            |          |       | \$525       |             |
| 36.35 | Total | 521150 - Fringe Benefits - Long-Term Disability           |        |            |          |       | \$7,270     |             |
| 36.35 | Total | 521160 - Fringe Benefits - Life Insurance                 |        |            |          |       | \$9,007     |             |
| 1.00  | 84    | Advertising - Legal Ads                                   | 101000 | 4213153000 | NR       | NR    | 52,000      |             |
| 1.00  | Total | 530105 - Cont Serv - Advertising Services                 |        |            |          |       | \$52,000    |             |
| 1.00  | 15764 | Contract Staff - Scanning Prep                            | 101000 | 4213153000 | NR       | NR    | 31,733      |             |
| 1.00  | Total | 530190 - Cont Serv - External Provider (OPS)              |        |            |          |       | \$31,733    |             |
| 1.00  | 13806 | Small Tools & Equipment                                   | 101000 | 4311157000 | NR       | NR    | 225         |             |
| 1.00  | Total | 541400 - Oper Expense - Tools/Equipment/PPE               |        |            |          |       | \$225       |             |
| 1.00  | 15685 | Business Travel   | 101000 | 4200154000 | NR       | NR    | 2,407       |             |
| 1.00  | Total | 542100 - Oper Expense - District Travel                   |        |            |          |       | \$2,407     |             |
|       | Total | WATER USE PERMITTING                                      |        |            |          |       |             | \$3,883,637 |

REGULATION

HB01 WATER USE COMPLIANCE

| Qty   | Item  | Name  | Fund | FundCenter | Fund Prg | Grant | Amount      |
|-------|-------|---|------|------------|----------|-------|-------------|
| 20.65 | Total | 510100 - Salaries and Wages - Regular                     |      |            |          |       | \$1,389,105 |
| 20.65 | Total | 520900 - Fringe Benefits - FICA Taxes Employer Share      |      |            |          |       | \$106,268   |
| 20.65 | Total | 521010 - Fringe Benefits - FRS Retirement Contrib         |      |            |          |       | \$189,156   |
| 20.65 | Total | 521110 - Fringe Benefits - Medical Insurance              |      |            |          |       | \$341,924   |
| 20.65 | Total | 521120 - Fringe Benefits - Dental Insurance               |      |            |          |       | \$25,193    |
| 20.65 | Total | 521130 - Fringe Benefits - Vision Insurance               |      |            |          |       | \$2,827     |
| 20.65 | Total | 521140 - Fringe Benefits - Accidental Death Dismemberment |      |            |          |       | \$307       |
| 20.65 | Total | 521150 - Fringe Benefits - Long-Term Disability           |      |            |          |       | \$4,130     |
| 20.65 | Total | 521160 - Fringe Benefits - Life Insurance                 |      |            |          |       | \$5,188     |
|       | Total | WATER USE COMPLIANCE                                      |      |            |          |       | \$2,064,098 |

REGULATION

| Qty   | Item  | Name  | Fund   | FundCenter | Fund Prg | Grant | Amount    |
|-------|-------|---|--------|------------|----------|-------|-----------|
| 2.75  |       | Total 510100 - Salaries and Wages - Regular                     |        |            |          |       | \$320,126 |
| 2.75  |       | Total 520900 - Fringe Benefits - FICA Taxes Employer Share      |        |            |          |       | \$24,490  |
| 2.75  |       | Total 521010 - Fringe Benefits - FRS Retirement Contrib         |        |            |          |       | \$79,519  |
| 2.75  |       | Total 521110 - Fringe Benefits - Medical Insurance              |        |            |          |       | \$50,302  |
| 2.75  |       | Total 521120 - Fringe Benefits - Dental Insurance               |        |            |          |       | \$3,355   |
| 2.75  |       | Total 521130 - Fringe Benefits - Vision Insurance               |        |            |          |       | \$378     |
| 2.75  |       | Total 521140 - Fringe Benefits - Accidental Death Dismemberment |        |            |          |       | \$43      |
| 2.75  |       | Total 521150 - Fringe Benefits - Long-Term Disability           |        |            |          |       | \$550     |
| 2.75  |       | Total 521160 - Fringe Benefits - Life Insurance                 |        |            |          |       | \$708     |
| 19.00 |       | Total 529990 - Fringe Benefits - Other Personnel Benefits       |        |            |          |       | \$847,652 |
| .13   | 13023 | Claims Handling Fee   | 601000 | 2114308300 | NR       | NR    | 10,530    |
| .13   | 15363 | Flexible Spending Account Fees                                  | 101000 | 2114308300 | NR       | NR    | 3,500     |
| .13   | 12976 | Insurance Brokerage Service (ALL)                               | 601000 | 2114308300 | NR       | NR    | 3,640     |
| .39   |       | Total 530100 - Cont Serv - External Provider                    |        |            |          |       | \$17,670  |
| 1.00  | 9     | Physicals - Level A-1 (Reg)                                     | 101000 | 2114308300 | NR       | NR    | 5,062     |
| 1.00  |       | Total 530900 - Cont Serv - Professional                         |        |            |          |       | \$5,062   |
| 1.00  | 15759 | Office Supplies   | 101000 | 4200154000 | NR       | NR    | 1,202     |
| 1.00  |       | Total 541510 - Oper Expense - Parts,Supp - Office               |        |            |          |       | \$1,202   |
| .13   | 13344 | Helicopter Insurance  | 601000 | 2114308300 | NR       | NR    | 11,700    |
| .13   |       | Total 541830 - Oper Expense - Insurance Premiums Other Property |        |            |          |       | \$11,700  |

REGULATION

| HZ00 | REGULATION SUPPORT |  | Fund   | FundCenter | Fund Prg | Grant | Amount      |
|------|--------------------|--|--------|------------|----------|-------|-------------|
| Qty  | Item               | Name   |        |            |          |       |             |
| .34  | 13754              | Unemployment Compensation Insurance                              | 101000 | 2310117000 | NR       | NR    | 26,010      |
| .34  |                    | Total 541860 - Oper Expense - Unemployment Tax                   |        |            |          |       | \$26,010    |
| 1.00 | 72                 | Meeting - Rulemaking Workshops                                   | 101000 | 4200154000 | NR       | NR    | 900         |
| 1.00 |                    | Total 541901 - Oper Expense - Meeting Expenses                   |        |            |          |       | \$900       |
| 1.00 | 15084              | Training & Conferences   | 101000 | 4200154000 | NR       | NR    | 7,276       |
| 1.00 |                    | Total 542000 - Oper Expense - Conference Registrations           |        |            |          |       | \$7,276     |
| 1.00 | 15652              | Business Travel  | 101000 | 4200154000 | NR       | NR    | 1,957       |
| 1.00 |                    | Total 542100 - Oper Expense - District Travel                    |        |            |          |       | \$1,957     |
| 1.00 | 15075              | Dues & Memberships   | 101000 | 4200154000 | NR       | NR    | 2,051       |
| 1.00 |                    | Total 542310 - Oper Expense - Memberships, Dues and Fees         |        |            |          |       | \$2,051     |
| 1.00 | 15147              | Professional Licenses - Division                                 | 101000 | 4200154000 | NR       | NR    | 3,339       |
| 1.00 |                    | Total 542400 - Oper Expense - Professional Licenses              |        |            |          |       | \$3,339     |
| 1.00 | 35502              | Medical Claims Paid  | 602000 | 2114308300 | NR       | NR    | 3,250,983   |
| 1.00 |                    | Total 590100 - Internal Service Fund (ISF) - Medical Claims Paid |        |            |          |       | \$3,250,983 |
| .12  | 14026              | Dental Claims Paid   | 602000 | 2114308300 | NR       | NR    | 254,066     |
| .12  |                    | Total 590110 - Internal Service Fund (ISF) - Dental Claims Paid  |        |            |          |       | \$254,066   |
| .12  | 14027              | Vision Claims Paid   | 602000 | 2114308300 | NR       | NR    | 36,016      |
| .12  |                    | Total 590120 - ISF - Vision Claims Paid                          |        |            |          |       | \$36,016    |
| .12  | 14028              | Administrator Fees Paid  | 602000 | 2114308300 | NR       | NR    | 280,176     |
| .12  |                    | Total 590160 - ISF - Administrator Fees Paid                     |        |            |          |       | \$280,176   |
| .12  | 14029              | Actuarial Service Fees Paid                                      | 602000 | 2114308300 | NR       | NR    | 1,800       |
| .12  |                    | Total 590170 - ISF - Actuarial Service Fees Paid                 |        |            |          |       | \$1,800     |

REGULATION

HZ00 REGULATION SUPPORT

| <u>Qty</u> | <u>Item</u> | <u>Name</u>        | <u>Fund</u> | <u>FundCenter</u> | <u>Fund Prg</u> | <u>Grant</u> | <u>Amount</u> |
|------------|-------------|--------------------|-------------|-------------------|-----------------|--------------|---------------|
|            | Total       | REGULATION SUPPORT |             |                   |                 |              | \$5,227,331   |

REGULATION

| HZ10  |       | REGULATION IT SUPPORT   |        |            |  |       |  |             |  |
|-------|-------|-------------------------|--------|------------|--|-------|--|-------------|--|
| Qty   | Item  | Name                    | Fund   | FundCenter | Fund Prg   | Grant |  | Amount      |  |
| 17.00 |       | Total                   | 510100 | -          | Salaries and Wages - Regular                     |       |  | \$1,425,569 |  |
| 17.00 |       | Total                   | 520900 | -          | Fringe Benefits - FICA Taxes Employer Share      |       |  | \$109,055   |  |
| 17.00 |       | Total                   | 521010 | -          | Fringe Benefits - FRS Retirement Contrib         |       |  | \$193,449   |  |
| 17.00 |       | Total                   | 521110 | -          | Fringe Benefits - Medical Insurance              |       |  | \$278,545   |  |
| 17.00 |       | Total                   | 521120 | -          | Fringe Benefits - Dental Insurance               |       |  | \$20,740    |  |
| 17.00 |       | Total                   | 521130 | -          | Fringe Benefits - Vision Insurance               |       |  | \$2,329     |  |
| 17.00 |       | Total                   | 521140 | -          | Fringe Benefits - Accidental Death Dismemberment |       |  | \$255       |  |
| 17.00 |       | Total                   | 521150 | -          | Fringe Benefits - Long-Term Disability           |       |  | \$3,400     |  |
| 17.00 |       | Total                   | 521160 | -          | Fringe Benefits - Life Insurance                 |       |  | \$4,369     |  |
| 3.00  |       | Total                   | 529990 | -          | Fringe Benefits - Other Personnel Benefits       |       |  | \$91,770    |  |
| 1.00  | 18099 | IT Security Outsourcing | 101000 | 2211113000 | NR   | NR    |  | 15,080      |  |
| 1.00  | 25986 | Network Cabling         | 101003 | 2216118000 | NR   | NR    |  | 25,000      |  |
| 2.00  |       | Total                   | 530100 | -          | Cont Serv - External Provider                    |       |  | \$40,080    |  |
| 1.00  | 18082 | Copier/Printer Lease    | 101000 | 2215117000 | NR   | NR    |  | 44,005      |  |
| 1.00  |       | Total                   | 530117 | -          | Cont Serv - Copier Services                      |       |  | \$44,005    |  |
| 1.00  | 18094 | IT Consulting           | 101000 | 2210112000 | NR   | NR    |  | 29,250      |  |
| 1.00  | 18087 | SAP Services            | 101000 | 2218119000 | NR   | NR    |  | 59,870      |  |
| 2.00  |       | Total                   | 530197 | -          | Cont Serv - IT Consulting Services (NON OPS)     |       |  | \$89,120    |  |
| 1.00  | 18112 | IT Hardware Maintenance | 101000 | 2215117000 | NR   | NR    |  | 58,257      |  |
| 1.00  |       | Total                   | 530601 | -          | Cont Serv - Maint & Repairs - Computer Hardware  |       |  | \$58,257    |  |



REGULATION

HZ10 REGULATION IT SUPPORT

| Qty  | Item  | Name   | Fund   | FundCenter | Fund Prg | Grant | Amount      |
|------|-------|--|--------|------------|----------|-------|-------------|
| 1.00 | 18195 | IT Software Maintenance  | 101003 | 2215117000 | NR       | NR    | 764,881     |
| 1.00 |       | Total 530602 - Cont Serv - Maint & Repairs - Computer Software |        |            |          |       | \$764,881   |
| 1.00 | 18205 | Desktop Refresh  | 101000 | 2212114000 | NR       | NR    | 14,000      |
| 1.00 |       | Total 541504 - Oper Expense - Parts,Supp - Computer            |        |            |          |       | \$14,000    |
| 1.00 | 18215 | Cellular Voice & Data  | 101000 | 2215117000 | NR       | NR    | 8,114       |
| 1.00 |       | Total 543501 - Oper Expense - Cell Phones                      |        |            |          |       | \$8,114     |
| 1.00 | 18220 | Telecommunications Services                                    | 101000 | 2215117000 | NR       | NR    | 86,770      |
| 1.00 |       | Total 543700 - Oper Expense - Utilities                        |        |            |          |       | \$86,770    |
|      |       | Total REGULATION IT SUPPORT                                    |        |            |          |       | \$3,234,708 |

COASTAL WATERSHEDS

JA01 LOCAL INITIATIVES - IRLIT

| Qty | Item  | Name  | Fund | FundCenter | Fund Prg | Grant | Amount   |
|-----|-------|---|------|------------|----------|-------|----------|
| .30 | Total | 510100 - Salaries and Wages - Regular                     |      |            |          |       | \$24,661 |
| .30 | Total | 520900 - Fringe Benefits - FICA Taxes Employer Share      |      |            |          |       | \$1,886  |
| .30 | Total | 521010 - Fringe Benefits - FRS Retirement Contrib         |      |            |          |       | \$3,347  |
| .30 | Total | 521110 - Fringe Benefits - Medical Insurance              |      |            |          |       | \$4,916  |
| .30 | Total | 521120 - Fringe Benefits - Dental Insurance               |      |            |          |       | \$366    |
| .30 | Total | 521130 - Fringe Benefits - Vision Insurance               |      |            |          |       | \$41     |
| .30 | Total | 521140 - Fringe Benefits - Accidental Death Dismemberment |      |            |          |       | \$5      |
| .30 | Total | 521150 - Fringe Benefits - Long-Term Disability           |      |            |          |       | \$60     |
| .30 | Total | 521160 - Fringe Benefits - Life Insurance                 |      |            |          |       | \$77     |
|     | Total | LOCAL INITIATIVES - IRLIT                                 |      |            |          |       | \$35,359 |

COASTAL WATERSHEDS

JA02 IRL LICENSE TAG PROGRAM

| Qty  | Item  | Name  | Fund   | FundCenter | Fund Prg | Grant | Amount    |
|------|-------|---|--------|------------|----------|-------|-----------|
| .30  | Total | 510100 - Salaries and Wages - Regular                     |        |            |          |       | \$27,631  |
| .30  | Total | 520900 - Fringe Benefits - FICA Taxes Employer Share      |        |            |          |       | \$2,115   |
| .30  | Total | 521010 - Fringe Benefits - FRS Retirement Contrib         |        |            |          |       | \$5,838   |
| .30  | Total | 521110 - Fringe Benefits - Medical Insurance              |        |            |          |       | \$6,345   |
| .30  | Total | 521120 - Fringe Benefits - Dental Insurance               |        |            |          |       | \$366     |
| .30  | Total | 521130 - Fringe Benefits - Vision Insurance               |        |            |          |       | \$42      |
| .30  | Total | 521140 - Fringe Benefits - Accidental Death Dismemberment |        |            |          |       | \$6       |
| .30  | Total | 521150 - Fringe Benefits - Long-Term Disability           |        |            |          |       | \$60      |
| .30  | Total | 521160 - Fringe Benefits - Life Insurance                 |        |            |          |       | \$78      |
| 3.00 | Total | 529990 - Fringe Benefits - Other Personnel Benefits       |        |            |          |       | \$2,372   |
| 1.00 | 16046 | IRL Tag Program - Martin                                  | 212000 | 6511440000 | NR       | 79    | 25,507    |
| 1.00 | 16048 | IRL Tag Program - Palm Beach                              | 212000 | 6511440000 | NR       | 79    | 21,326    |
| 1.00 | 16047 | IRL Tag Program - St. Lucie                               | 212000 | 6511440000 | NR       | 79    | 16,167    |
| 3.00 | Total | 545000 - Oper Expense - Interagency Local                 |        |            |          |       | \$63,000  |
|      | Total | IRL LICENSE TAG PROGRAM                                   |        |            |          |       | \$107,853 |

COASTAL WATERSHEDS

| JA06 | LOCAL INITIATIVES - SLRIT |                           |   |  | Fund | FundCenter | Fund Prg | Grant | Amount   |
|------|---------------------------|---------------------------|---|--|------|------------|----------|-------|----------|
| Qty  | Item                      | Name                      |   |  |      |            |          |       |          |
| .10  | Total                     | 510100                    | - | Salaries and Wages - Regular                     |      |            |          |       | \$9,210  |
| .10  | Total                     | 520900                    | - | Fringe Benefits - FICA Taxes Employer Share      |      |            |          |       | \$705    |
| .10  | Total                     | 521010                    | - | Fringe Benefits - FRS Retirement Contrib         |      |            |          |       | \$1,946  |
| .10  | Total                     | 521110                    | - | Fringe Benefits - Medical Insurance              |      |            |          |       | \$2,115  |
| .10  | Total                     | 521120                    | - | Fringe Benefits - Dental Insurance               |      |            |          |       | \$122    |
| .10  | Total                     | 521130                    | - | Fringe Benefits - Vision Insurance               |      |            |          |       | \$14     |
| .10  | Total                     | 521140                    | - | Fringe Benefits - Accidental Death Dismemberment |      |            |          |       | \$2      |
| .10  | Total                     | 521150                    | - | Fringe Benefits - Long-Term Disability           |      |            |          |       | \$20     |
| .10  | Total                     | 521160                    | - | Fringe Benefits - Life Insurance                 |      |            |          |       | \$26     |
|      | Total                     | LOCAL INITIATIVES - SLRIT |   |  |      |            |          |       | \$14,160 |

COASTAL WATERSHEDS

| JA10 | APPLIED RESEARCH & MODEL DEVELOPMENT & APPLICATION |                                       |  |            |  |       |           |           |
|------|--|---------------------------------------|--|------------|--|-------|-----------|-----------|
| Qty  | Item   | Name                                  | Fund   | FundCenter | Fund Prg   | Grant | Amount    |           |
| 5.40 |  | Total                                 | 510100   | -          | Salaries and Wages - Regular                     |       | \$387,219 |           |
| 5.40 |  | Total                                 | 520900   | -          | Fringe Benefits - FICA Taxes Employer Share      |       | \$29,623  |           |
| 5.40 |  | Total                                 | 521010   | -          | Fringe Benefits - FRS Retirement Contrib         |       | \$52,546  |           |
| 5.40 |  | Total                                 | 521110   | -          | Fringe Benefits - Medical Insurance              |       | \$89,441  |           |
| 5.40 |  | Total                                 | 521120   | -          | Fringe Benefits - Dental Insurance               |       | \$6,588   |           |
| 5.40 |  | Total                                 | 521130   | -          | Fringe Benefits - Vision Insurance               |       | \$744     |           |
| 5.40 |  | Total                                 | 521140   | -          | Fringe Benefits - Accidental Death Dismemberment |       | \$90      |           |
| 5.40 |  | Total                                 | 521150   | -          | Fringe Benefits - Long-Term Disability           |       | \$1,080   |           |
| 5.40 |  | Total                                 | 521160   | -          | Fringe Benefits - Life Insurance                 |       | \$1,388   |           |
| 1.00 | 17144  | Estuary Phytoplankton Study           | 225000   | 4411161000 | 101212   | NR    | 5,000     |           |
| 1.00 |  | Total                                 | 541506   | -          | Oper Expense - Parts,Supp - Laboratory           |       | \$5,000   |           |
| 1.00 | 15105  | FTL USGS SW INDIAN RIVER LAGOON       | 225000   | 5512185500 | 101247   | NR    | 58,742    |           |
| 1.00 |  | Total                                 | 545020   | -          | Oper Expense - Interagency Federal Matching      |       | \$58,742  |           |
| 1.00 | 17143  | Estuary Phytoplankton Study           | 225000   | 4411161000 | 101212   | NR    | 30,000    |           |
| 1.00 | 32001  | HAB-SLE Phytoplankton Study (USF/Yr2) | 214002   | 4411161000 | 101212   | NR    | 100,000   |           |
| 2.00 |  | Total                                 | 545040   | -          | Oper Expense - Interagency Public Univ           |       | \$130,000 |           |
|      |  | Total                                 | APPLIED RESEARCH & MODEL DEVELOPMENT & APPLICATION |            |  |       |           | \$762,461 |

COASTAL WATERSHEDS

| JA50 | ESTUARY PROTECTION PLAN |   | Fund   | FundCenter | Fund Prg | Grant | Amount    |
|------|-------------------------|---|--------|------------|----------|-------|-----------|
| Qty  | Item                    | Name  |        |            |          |       |           |
| 2.25 | Total                   | 510100 - Salaries and Wages - Regular                     |        |            |          |       | \$196,159 |
| 2.25 | Total                   | 520900 - Fringe Benefits - FICA Taxes Employer Share      |        |            |          |       | \$15,008  |
| 2.25 | Total                   | 521010 - Fringe Benefits - FRS Retirement Contrib         |        |            |          |       | \$26,619  |
| 2.25 | Total                   | 521110 - Fringe Benefits - Medical Insurance              |        |            |          |       | \$37,348  |
| 2.25 | Total                   | 521120 - Fringe Benefits - Dental Insurance               |        |            |          |       | \$2,745   |
| 2.25 | Total                   | 521130 - Fringe Benefits - Vision Insurance               |        |            |          |       | \$312     |
| 2.25 | Total                   | 521140 - Fringe Benefits - Accidental Death Dismemberment |        |            |          |       | \$39      |
| 2.25 | Total                   | 521150 - Fringe Benefits - Long-Term Disability           |        |            |          |       | \$450     |
| 2.25 | Total                   | 521160 - Fringe Benefits - Life Insurance                 |        |            |          |       | \$582     |
| 1.00 | 15103                   | FTL USGS SW ST. LUCIE ESTUARY                             | 225000 | 5512185500 | 101247   | NR    | 36,684    |
| 1.00 | Total                   | 545020 - Oper Expense - Interagency Federal Matching      |        |            |          |       | \$36,684  |
|      | Total                   | ESTUARY PROTECTION PLAN                                   |        |            |          |       | \$315,946 |

COASTAL WATERSHEDS

JA51 ST. LUCIE RIVER/EST PROJ

| Qty  | Item  | Name        | Fund   | FundCenter | Fund Prg                         | Grant | Amount    |
|------|-------|-------------|--------|------------|----------------------------------|-------|-----------|
| 1.00 | 34061 | IRL Council | 214001 | 1010200000 | NR                               | NR    | 500,000   |
| 1.00 |       | Total       | 545000 | -          | Oper Expense - Interagency Local |       | \$500,000 |
|      |       | Total       |        |            | ST. LUCIE RIVER/EST PROJ         |       | \$500,000 |

COASTAL WATERSHEDS

JA58 ST. LUCIE SOURCE CONTROL

| Qty | Item  | Name  | Fund | FundCenter | Fund Prg | Grant | Amount   |
|-----|-------|---|------|------------|----------|-------|----------|
| .20 | Total | 510100 - Salaries and Wages - Regular                     |      |            |          |       | \$9,214  |
| .20 | Total | 520900 - Fringe Benefits - FICA Taxes Employer Share      |      |            |          |       | \$705    |
| .20 | Total | 521010 - Fringe Benefits - FRS Retirement Contrib         |      |            |          |       | \$1,250  |
| .20 | Total | 521110 - Fringe Benefits - Medical Insurance              |      |            |          |       | \$3,277  |
| .20 | Total | 521120 - Fringe Benefits - Dental Insurance               |      |            |          |       | \$244    |
| .20 | Total | 521130 - Fringe Benefits - Vision Insurance               |      |            |          |       | \$27     |
| .20 | Total | 521140 - Fringe Benefits - Accidental Death Dismemberment |      |            |          |       | \$3      |
| .20 | Total | 521150 - Fringe Benefits - Long-Term Disability           |      |            |          |       | \$40     |
| .20 | Total | 521160 - Fringe Benefits - Life Insurance                 |      |            |          |       | \$51     |
|     | Total | ST. LUCIE SOURCE CONTROL                                  |      |            |          |       | \$14,811 |



COASTAL WATERSHEDS

JA59 SLRW UPSTREAM MONITORING

| Qty  | Item  | Name  | Fund   | FundCenter | Fund Prg | Grant | Amount    |
|------|-------|---|--------|------------|----------|-------|-----------|
| 2.05 |       | Total 510100 - Salaries and Wages - Regular                     |        |            |          |       | \$131,509 |
| 2.05 |       | Total 520900 - Fringe Benefits - FICA Taxes Employer Share      |        |            |          |       | \$10,062  |
| 2.05 |       | Total 521010 - Fringe Benefits - FRS Retirement Contrib         |        |            |          |       | \$17,845  |
| 2.05 |       | Total 521110 - Fringe Benefits - Medical Insurance              |        |            |          |       | \$33,592  |
| 2.05 |       | Total 521120 - Fringe Benefits - Dental Insurance               |        |            |          |       | \$2,501   |
| 2.05 |       | Total 521130 - Fringe Benefits - Vision Insurance               |        |            |          |       | \$281     |
| 2.05 |       | Total 521140 - Fringe Benefits - Accidental Death Dismemberment |        |            |          |       | \$31      |
| 2.05 |       | Total 521150 - Fringe Benefits - Long-Term Disability           |        |            |          |       | \$410     |
| 2.05 |       | Total 521160 - Fringe Benefits - Life Insurance                 |        |            |          |       | \$502     |
| 1.00 | 21073 | N Everglades Exp Upstream Monit Cont Srv                        | 225000 | 4513169600 | 101236   | NR    | 50,000    |
| 1.00 | 17104 | SLR WQ Monitoring   | 225000 | 4513169600 | NR       | NR    | 13,500    |
| 1.00 | 15157 | St. Lucie Tributaries WQM                                       | 225000 | 4513169600 | NR       | NR    | 62,100    |
| 3.00 |       | Total 530100 - Cont Serv - External Provider                    |        |            |          |       | \$125,600 |
| 1.00 | 21072 | N Everglades Exp Upstream Monit Cont Srv                        | 225000 | 4511167100 | 101236   | NR    | 40,000    |
| 1.00 |       | Total 530122 - Cont Serv - Science and Tech. Support Services   |        |            |          |       | \$40,000  |
| 1.00 | 21075 | N Everg Exp Upstream Monit WQMS Fld Sup                         | 225000 | 4513169200 | 101236   | NR    | 1,300     |
| 1.00 |       | Total 541500 - Oper Expense - Parts and Supplies                |        |            |          |       | \$1,300   |
| 1.00 | 15156 | Lab P/S SLT WQM   | 225000 | 4511167100 | NR       | NR    | 32,000    |
| 1.00 | 21076 | N Everglades Exp Upstream Monit Lab Sup                         | 225000 | 4511167100 | 101236   | NR    | 4,160     |

COASTAL WATERSHEDS

JA59 SLRW UPSTREAM MONITORING

| Qty  | Item | Name  | Fund                     | FundCenter | Fund Prg                               | Grant | Amount    |
|------|------|-------|--------------------------|------------|--|-------|-----------|
| 2.00 |      | Total | 541506                   | -          | Oper Expense - Parts,Supp - Laboratory |       | \$36,160  |
|      |      | Total | SLRW UPSTREAM MONITORING |            |  |       | \$399,793 |

COASTAL WATERSHEDS

| JB01 | LOCAL INITIATIVES -LRPI |                         |   |  | Fund | FundCenter | Fund Prg | Grant | Amount   |
|------|-------------------------|-------------------------|---|--|------|------------|----------|-------|----------|
| Qty  | Item                    | Name                    |   |  |      |            |          |       |          |
| .15  | Total                   | 510100                  | - | Salaries and Wages - Regular                     |      |            |          |       | \$12,172 |
| .15  | Total                   | 520900                  | - | Fringe Benefits - FICA Taxes Employer Share      |      |            |          |       | \$931    |
| .15  | Total                   | 521010                  | - | Fringe Benefits - FRS Retirement Contrib         |      |            |          |       | \$1,652  |
| .15  | Total                   | 521110                  | - | Fringe Benefits - Medical Insurance              |      |            |          |       | \$2,458  |
| .15  | Total                   | 521120                  | - | Fringe Benefits - Dental Insurance               |      |            |          |       | \$183    |
| .15  | Total                   | 521130                  | - | Fringe Benefits - Vision Insurance               |      |            |          |       | \$21     |
| .15  | Total                   | 521140                  | - | Fringe Benefits - Accidental Death Dismemberment |      |            |          |       | \$2      |
| .15  | Total                   | 521150                  | - | Fringe Benefits - Long-Term Disability           |      |            |          |       | \$30     |
| .15  | Total                   | 521160                  | - | Fringe Benefits - Life Insurance                 |      |            |          |       | \$39     |
|      | Total                   | LOCAL INITIATIVES -LRPI |   |  |      |            |          |       | \$17,488 |

COASTAL WATERSHEDS

| JB10 | APPLIED RESEARCH & MODEL DEVELOPMENT & APPLICATION |   |        |            |          |       | Amount   |          |
|------|--|---|--------|------------|----------|-------|----------|----------|
| Qty  | Item   | Name  | Fund   | FundCenter | Fund Prg | Grant |          |          |
| .40  | Total  | 510100 - Salaries and Wages - Regular                     |        |            |          |       | \$29,721 |          |
| .40  | Total  | 520900 - Fringe Benefits - FICA Taxes Employer Share      |        |            |          |       | \$2,274  |          |
| .40  | Total  | 521010 - Fringe Benefits - FRS Retirement Contrib         |        |            |          |       | \$4,033  |          |
| .40  | Total  | 521110 - Fringe Benefits - Medical Insurance              |        |            |          |       | \$6,555  |          |
| .40  | Total  | 521120 - Fringe Benefits - Dental Insurance               |        |            |          |       | \$488    |          |
| .40  | Total  | 521130 - Fringe Benefits - Vision Insurance               |        |            |          |       | \$55     |          |
| .40  | Total  | 521140 - Fringe Benefits - Accidental Death Dismemberment |        |            |          |       | \$7      |          |
| .40  | Total  | 521150 - Fringe Benefits - Long-Term Disability           |        |            |          |       | \$80     |          |
| .40  | Total  | 521160 - Fringe Benefits - Life Insurance                 |        |            |          |       | \$103    |          |
| 1.00 | 15525  | Loxahatchee Sci Plan Parts & Supplies                     | 202000 | 4411161000 | 101210   | NR    | 2,500    |          |
| 1.00 | Total  | 541500 - Oper Expense - Parts and Supplies                |        |            |          |       | \$2,500  |          |
| 1.00 | 15104  | FTL USGS SW LOXAHATCHEE MFLS                              | 101000 | 5512185500 | 101247   | NR    | 24,312   |          |
| 1.00 | Total  | 545020 - Oper Expense - Interagency Federal Matching      |        |            |          |       | \$24,312 |          |
|      | Total  | APPLIED RESEARCH & MODEL DEVELOPMENT & APPLICATION        |        |            |          |       |          | \$70,128 |

COASTAL WATERSHEDS

JC01 LOCAL INITIATIVES - LAKE WORTH LAGOON

| Qty  | Item  | Name  | Fund   | FundCenter | Fund Prg | Grant | Amount   |
|------|-------|---|--------|------------|----------|-------|----------|
| .30  | Total | 510100 - Salaries and Wages - Regular                     |        |            |          |       | \$21,470 |
| .30  | Total | 520900 - Fringe Benefits - FICA Taxes Employer Share      |        |            |          |       | \$1,643  |
| .30  | Total | 521010 - Fringe Benefits - FRS Retirement Contrib         |        |            |          |       | \$2,913  |
| .30  | Total | 521110 - Fringe Benefits - Medical Insurance              |        |            |          |       | \$4,917  |
| .30  | Total | 521120 - Fringe Benefits - Dental Insurance               |        |            |          |       | \$366    |
| .30  | Total | 521130 - Fringe Benefits - Vision Insurance               |        |            |          |       | \$42     |
| .30  | Total | 521140 - Fringe Benefits - Accidental Death Dismemberment |        |            |          |       | \$6      |
| .30  | Total | 521150 - Fringe Benefits - Long-Term Disability           |        |            |          |       | \$60     |
| .30  | Total | 521160 - Fringe Benefits - Life Insurance                 |        |            |          |       | \$78     |
| 1.00 | 20011 | C-51 Sediment Trap Survey                                 | 101000 | 6510243000 | NR       | NR    | 7,000    |
| 1.00 | Total | 530100 - Cont Serv - External Provider                    |        |            |          |       | \$7,000  |
|      | Total | LOCAL INITIATIVES - LAKE WORTH LAGOON                     |        |            |          |       | \$38,495 |

COASTAL WATERSHEDS

| JC10 | APPLIED RESEARCH & MODEL DEVELOPMENT & APPLICATION |   |      |            |          |       | Amount   |
|------|--|---|------|------------|----------|-------|----------|
| Qty  | Item   | Name  | Fund | FundCenter | Fund Prg | Grant |          |
| .40  | Total  | 510100 - Salaries and Wages - Regular                     |      |            |          |       | \$31,417 |
| .40  | Total  | 520900 - Fringe Benefits - FICA Taxes Employer Share      |      |            |          |       | \$2,405  |
| .40  | Total  | 521010 - Fringe Benefits - FRS Retirement Contrib         |      |            |          |       | \$4,263  |
| .40  | Total  | 521110 - Fringe Benefits - Medical Insurance              |      |            |          |       | \$6,556  |
| .40  | Total  | 521120 - Fringe Benefits - Dental Insurance               |      |            |          |       | \$488    |
| .40  | Total  | 521130 - Fringe Benefits - Vision Insurance               |      |            |          |       | \$56     |
| .40  | Total  | 521140 - Fringe Benefits - Accidental Death Dismemberment |      |            |          |       | \$7      |
| .40  | Total  | 521150 - Fringe Benefits - Long-Term Disability           |      |            |          |       | \$80     |
| .40  | Total  | 521160 - Fringe Benefits - Life Insurance                 |      |            |          |       | \$102    |
|      | Total  | APPLIED RESEARCH & MODEL DEVELOPMENT & APPLICATION        |      |            |          |       | \$45,374 |

COASTAL WATERSHEDS

| JD01 | LOCAL INITIATIVES - BISCAYNE BAY |   |  |  | Fund   | FundCenter | Fund Prg | Grant | Amount      |
|------|----------------------------------|---|--|--|--------|------------|----------|-------|-------------|
| Qty  | Item                             | Name  |  |  |        |            |          |       |             |
| .10  | Total                            | 510100 - Salaries and Wages - Regular                     |  |  |        |            |          |       | \$8,220     |
| .10  | Total                            | 520900 - Fringe Benefits - FICA Taxes Employer Share      |  |  |        |            |          |       | \$629       |
| .10  | Total                            | 521010 - Fringe Benefits - FRS Retirement Contrib         |  |  |        |            |          |       | \$1,116     |
| .10  | Total                            | 521110 - Fringe Benefits - Medical Insurance              |  |  |        |            |          |       | \$1,639     |
| .10  | Total                            | 521120 - Fringe Benefits - Dental Insurance               |  |  |        |            |          |       | \$122       |
| .10  | Total                            | 521130 - Fringe Benefits - Vision Insurance               |  |  |        |            |          |       | \$14        |
| .10  | Total                            | 521140 - Fringe Benefits - Accidental Death Dismemberment |  |  |        |            |          |       | \$2         |
| .10  | Total                            | 521150 - Fringe Benefits - Long-Term Disability           |  |  |        |            |          |       | \$20        |
| .10  | Total                            | 521160 - Fringe Benefits - Life Insurance                 |  |  |        |            |          |       | \$26        |
| 1.00 | 35492                            | InnovTech/NutrientRedt'n-Miami-Dade/DEP                   |  |  | 214001 | 5613222000 | NR       | NR    | 3,000,000   |
| 1.00 | Total                            | 530100 - Cont Serv - External Provider                    |  |  |        |            |          |       | \$3,000,000 |
|      | Total                            | LOCAL INITIATIVES - BISCAYNE BAY                          |  |  |        |            |          |       | \$3,011,788 |

COASTAL WATERSHEDS

| JD10 | APPLIED RESEARCH & MODEL DEVELOPMENT & APPLICATION |   |        |            |          |       |          | Amount |
|------|--|---|--------|------------|----------|-------|----------|--------|
| Qty  | Item   | Name  | Fund   | FundCenter | Fund Prg | Grant |          |        |
| .40  | Total  | 510100 - Salaries and Wages - Regular                     |        |            |          |       | \$39,587 |        |
| .40  | Total  | 520900 - Fringe Benefits - FICA Taxes Employer Share      |        |            |          |       | \$3,028  |        |
| .40  | Total  | 521010 - Fringe Benefits - FRS Retirement Contrib         |        |            |          |       | \$5,372  |        |
| .40  | Total  | 521110 - Fringe Benefits - Medical Insurance              |        |            |          |       | \$6,555  |        |
| .40  | Total  | 521120 - Fringe Benefits - Dental Insurance               |        |            |          |       | \$488    |        |
| .40  | Total  | 521130 - Fringe Benefits - Vision Insurance               |        |            |          |       | \$56     |        |
| .40  | Total  | 521140 - Fringe Benefits - Accidental Death Dismemberment |        |            |          |       | \$6      |        |
| .40  | Total  | 521150 - Fringe Benefits - Long-Term Disability           |        |            |          |       | \$80     |        |
| .40  | Total  | 521160 - Fringe Benefits - Life Insurance                 |        |            |          |       | \$104    |        |
| 1.00 | 15072  | Lab P/S Biscayne Bay                                      | 101000 | 4511167100 | NR       | NR    | 3,900    |        |
| 1.00 | Total  | 541506 - Oper Expense - Parts,Supp - Laboratory           |        |            |          |       | \$3,900  |        |
|      | Total  | APPLIED RESEARCH & MODEL DEVELOPMENT & APPLICATION        |        |            |          |       | \$59,176 |        |



COASTAL WATERSHEDS

| JE10 APPLIED RESEARCH & MODEL DEVELOPMENT & APPLICATION |       |                                    |        |            |  |       |           |
|---|-------|------------------------------------|--------|------------|--|-------|-----------|
| Qty   | Item  | Name                               | Fund   | FundCenter | Fund Prg   | Grant | Amount    |
| 4.70  |       | Total                              | 510100 | -          | Salaries and Wages - Regular                     |       | \$331,252 |
| 4.70  |       | Total                              | 520900 | -          | Fringe Benefits - FICA Taxes Employer Share      |       | \$25,340  |
| 4.70  |       | Total                              | 521010 | -          | Fringe Benefits - FRS Retirement Contrib         |       | \$44,953  |
| 4.70  |       | Total                              | 521110 | -          | Fringe Benefits - Medical Insurance              |       | \$77,728  |
| 4.70  |       | Total                              | 521120 | -          | Fringe Benefits - Dental Insurance               |       | \$5,734   |
| 4.70  |       | Total                              | 521130 | -          | Fringe Benefits - Vision Insurance               |       | \$644     |
| 4.70  |       | Total                              | 521140 | -          | Fringe Benefits - Accidental Death Dismemberment |       | \$74      |
| 4.70  |       | Total                              | 521150 | -          | Fringe Benefits - Long-Term Disability           |       | \$940     |
| 4.70  |       | Total                              | 521160 | -          | Fringe Benefits - Life Insurance                 |       | \$1,204   |
| 1.00  | 15511 | FL Bay Maintenance                 | 225000 | 4413163000 | 100281   | NR    | 3,000     |
| 1.00  |       | Total                              | 530100 | -          | Cont Serv - External Provider                    |       | \$3,000   |
| 1.00  | 15500 | FL Bay - Equipment Maintenance     | 225000 | 4413163000 | 100281   | NR    | 6,000     |
| 1.00  |       | Total                              | 530600 | -          | Cont Serv - Maintenance and Repairs              |       | \$6,000   |
| 1.00  | 15502 | FL Bay - Field & Lab Supplies      | 225000 | 4413163000 | 100281   | NR    | 7,033     |
| 1.00  | 15498 | Nitrogen Assessment                | 225000 | 4413163000 | 100281   | NR    | 5,000     |
| 1.00  | 15515 | Sediment Dynamics - Parts/Supplies | 225000 | 4413163000 | 100281   | NR    | 10,000    |
| 3.00  |       | Total                              | 541500 | -          | Oper Expense - Parts and Supplies                |       | \$22,033  |
| 1.00  | 15494 | Sediment Dynamics - Lab Supplies   | 225000 | 4413163000 | 100281   | NR    | 50,000    |
| 1.00  | 24227 | Southern Everglades - Lab Supplies | 225000 | 4413163000 | 100281   | NR    | 3,153     |
| 1.00  | 14182 | Lab P/S FL Bay                     | 225000 | 4511167100 | NR   | NR    | 15,250    |
| 3.00  |       | Total                              | 541506 | -          | Oper Expense - Parts,Supp - Laboratory           |       | \$68,403  |

COASTAL WATERSHEDS

| JE10 APPLIED RESEARCH & MODEL DEVELOPMENT & APPLICATION |       |  |        |            |          |       |             |
|---|-------|--|--------|------------|----------|-------|-------------|
| Qty   | Item  | Name   | Fund   | FundCenter | Fund Prg | Grant | Amount      |
| 1.00  | 15504 | FL Bay - Field Work & Meeting                              | 225000 | 4409160000 | 100281   | NR    | 10,000      |
| 1.00  |       | Total 542100 - Oper Expense - District Travel              |        |            |          |       | \$10,000    |
| 1.00  | 20987 | Florida Bay SAV Monitoring (FHAP Part 2)                   | 228000 | 4413163000 | 100281   | NR    | 74,033      |
| 1.00  |       | Total 545010 - Oper Expense - Interagency State of FL      |        |            |          |       | \$74,033    |
| 1.00  | 15490 | ENP Coop Agreement   | 225000 | 4413163000 | 100281   | NR    | 15,000      |
| 1.00  | 15510 | Sediment Dynamics Floc Platform                            | 225000 | 4413163000 | 100281   | NR    | 8,000       |
| 2.00  |       | Total 545020 - Oper Expense - Interagency Federal Matching |        |            |          |       | \$23,000    |
| 1.00  | 34076 | Florida Bay GEMM & Southern Everg Monit                    | 225000 | 4413163000 | 100281   | NR    | 260,000     |
| 1.00  | 15499 | Lake Eco Hydrology including Flows                         | 225000 | 4413163000 | 100281   | NR    | 90,000      |
| 1.00  | 15887 | Lakes Trophic Dynamics                                     | 225000 | 4413163000 | 100281   | NR    | 98,847      |
| 1.00  | 25716 | SAV Assessments  | 225000 | 4413163000 | 100281   | NR    | 40,000      |
| 4.00  |       | Total 545040 - Oper Expense - Interagency Public Univ      |        |            |          |       | \$488,847   |
| 1.00  | 33570 | Florida Bay SAV  | 408000 | 4413163000 | 100281   | NR    | 21,883      |
| 1.00  |       | Total 589300 - Capital Outlay - Equipment                  |        |            |          |       | \$21,883    |
|   |       | Total APPLIED RESEARCH & MODEL DEVELOPMENT & APPLICATION   |        |            |          |       | \$1,205,068 |

COASTAL WATERSHEDS

| JG00 | PROGRAM SUPPORT BCB |                                 |        |  | Fund   | FundCenter | Fund Prg | Grant | Amount    |
|------|---------------------|---------------------------------|--------|--|--------|------------|----------|-------|-----------|
| Qty  | Item                | Name                            |        |  |        |            |          |       |           |
| 2.65 |                     | Total                           | 510100 | - Salaries and Wages - Regular                     |        |            |          |       | \$221,699 |
| 2.65 |                     | Total                           | 520900 | - Fringe Benefits - FICA Taxes Employer Share      |        |            |          |       | \$16,960  |
| 2.65 |                     | Total                           | 521010 | - Fringe Benefits - FRS Retirement Contrib         |        |            |          |       | \$30,084  |
| 2.65 |                     | Total                           | 521110 | - Fringe Benefits - Medical Insurance              |        |            |          |       | \$47,232  |
| 2.65 |                     | Total                           | 521120 | - Fringe Benefits - Dental Insurance               |        |            |          |       | \$3,233   |
| 2.65 |                     | Total                           | 521130 | - Fringe Benefits - Vision Insurance               |        |            |          |       | \$363     |
| 2.65 |                     | Total                           | 521140 | - Fringe Benefits - Accidental Death Dismemberment |        |            |          |       | \$39      |
| 2.65 |                     | Total                           | 521150 | - Fringe Benefits - Long-Term Disability           |        |            |          |       | \$530     |
| 2.65 |                     | Total                           | 521160 | - Fringe Benefits - Life Insurance                 |        |            |          |       | \$661     |
| 3.00 |                     | Total                           | 529990 | - Fringe Benefits - Other Personnel Benefits       |        |            |          |       | \$24,570  |
| 1.00 | 13671               | Maps & Blueprints               |        |  | 203000 | 6180238000 | NR       | NR    | 50        |
| 1.00 |                     | Total                           | 541000 | - Oper Expense - Maps and Blueprints               |        |            |          |       | \$50      |
| 1.00 | 13681               | Parts & Supplies - Other        |        |  | 203000 | 6180238000 | NR       | NR    | 100       |
| 1.00 |                     | Total                           | 541500 | - Oper Expense - Parts and Supplies                |        |            |          |       | \$100     |
| 1.00 | 14324               | Parts & Supplies - Photographic |        |  | 203000 | 6180238000 | NR       | NR    | 50        |
| 1.00 |                     | Total                           | 541507 | - Oper Expense - Parts,Supp - Photographic         |        |            |          |       | \$50      |
| 1.00 | 13680               | Office Supplies                 |        |  | 203000 | 6180238000 | NR       | NR    | 1,200     |
| 1.00 |                     | Total                           | 541510 | - Oper Expense - Parts,Supp - Office               |        |            |          |       | \$1,200   |
| 1.00 | 15631               | Meeting Expenses                |        |  | 203000 | 6180238000 | NR       | NR    | 710       |

COASTAL WATERSHEDS

| JG00 |       | PROGRAM SUPPORT BCB      |                     |            |   |       |  |         |           |
|------|-------|--------------------------|---------------------|------------|---|-------|--|---------|-----------|
| Qty  | Item  | Name                     | Fund                | FundCenter | Fund Prg                                | Grant |  | Amount  |           |
| 1.00 |       | Total                    | 541901              | -          | Oper Expense - Meeting Expenses         |       |  | \$710   |           |
| 1.00 | 15087 | Training & Conferences   | 203000              | 6180238000 | NR                                      | NR    |  | 3,500   |           |
| 1.00 |       | Total                    | 542000              | -          | Oper Expense - Conference Registrations |       |  | \$3,500 |           |
| 1.00 | 14346 | District Business Travel | 203000              | 6180238000 | NR                                      | NR    |  | 2,400   |           |
| 1.00 |       | Total                    | 542100              | -          | Oper Expense - District Travel          |       |  | \$2,400 |           |
| 1.00 | 20033 | Travel Training          | 203000              | 6180238000 | NR                                      | NR    |  | 500     |           |
| 1.00 |       | Total                    | 542300              | -          | Oper Expense - Travel for Training      |       |  | \$500   |           |
| 1.00 | 15170 | PE Licenses              | 203000              | 6180238000 | NR                                      | NR    |  | 820     |           |
| 1.00 |       | Total                    | 542400              | -          | Oper Expense - Professional Licenses    |       |  | \$820   |           |
| 1.00 | 22963 | Postage                  | 203000              | 6180238000 | NR                                      | NR    |  | 50      |           |
| 1.00 |       | Total                    | 543600              | -          | Oper Expense - Postage                  |       |  | \$50    |           |
|      |       | Total                    | PROGRAM SUPPORT BCB |            |   |       |  |         | \$354,751 |

COASTAL WATERSHEDS

| Qty  | Item  | Name                             | Fund              | FundCenter | Fund Prg   | Grant | Amount    |           |
|------|-------|----------------------------------|-------------------|------------|--|-------|-----------|-----------|
| 1.00 |       | Total                            | 510100            | -          | Salaries and Wages - Regular                     |       | \$93,221  |           |
| 1.00 |       | Total                            | 520900            | -          | Fringe Benefits - FICA Taxes Employer Share      |       | \$7,131   |           |
| 1.00 |       | Total                            | 521010            | -          | Fringe Benefits - FRS Retirement Contrib         |       | \$12,650  |           |
| 1.00 |       | Total                            | 521110            | -          | Fringe Benefits - Medical Insurance              |       | \$16,385  |           |
| 1.00 |       | Total                            | 521120            | -          | Fringe Benefits - Dental Insurance               |       | \$1,220   |           |
| 1.00 |       | Total                            | 521130            | -          | Fringe Benefits - Vision Insurance               |       | \$137     |           |
| 1.00 |       | Total                            | 521140            | -          | Fringe Benefits - Accidental Death Dismemberment |       | \$15      |           |
| 1.00 |       | Total                            | 521150            | -          | Fringe Benefits - Long-Term Disability           |       | \$200     |           |
| 1.00 |       | Total                            | 521160            | -          | Fringe Benefits - Life Insurance                 |       | \$257     |           |
| 1.00 | 33562 | BCB Water Quality Projects       | 203000            | 6180238000 | NR   | NR    | 500,000   |           |
| 1.00 |       | Total                            | 545000            | -          | Oper Expense - Interagency Local                 |       | \$500,000 |           |
| 1.00 | 27622 | US Geological Survey Partnership | 203000            | 5512185500 | NR   | NR    | 42,320    |           |
| 1.00 |       | Total                            | 545020            | -          | Oper Expense - Interagency Federal Matching      |       | \$42,320  |           |
|      |       | Total                            | BIG CYPRESS BASIN |            |  |       |           | \$673,536 |

COASTAL WATERSHEDS

| Qty  | Item  | Name  | Fund | FundCenter | Fund Prg | Grant | Amount    |
|------|-------|---|------|------------|----------|-------|-----------|
| 1.00 | Total | 510100 - Salaries and Wages - Regular                     |      |            |          |       | \$96,955  |
| 1.00 | Total | 520900 - Fringe Benefits - FICA Taxes Employer Share      |      |            |          |       | \$7,417   |
| 1.00 | Total | 521010 - Fringe Benefits - FRS Retirement Contrib         |      |            |          |       | \$13,157  |
| 1.00 | Total | 521110 - Fringe Benefits - Medical Insurance              |      |            |          |       | \$16,386  |
| 1.00 | Total | 521120 - Fringe Benefits - Dental Insurance               |      |            |          |       | \$1,220   |
| 1.00 | Total | 521130 - Fringe Benefits - Vision Insurance               |      |            |          |       | \$137     |
| 1.00 | Total | 521140 - Fringe Benefits - Accidental Death Dismemberment |      |            |          |       | \$16      |
| 1.00 | Total | 521150 - Fringe Benefits - Long-Term Disability           |      |            |          |       | \$200     |
| 1.00 | Total | 521160 - Fringe Benefits - Life Insurance                 |      |            |          |       | \$257     |
|      | Total | APPLIED RESEARCH & MODEL DEVELOPMENT & APPLICATION        |      |            |          |       | \$135,745 |

COASTAL WATERSHEDS

| JH01 | LOCAL INITIATIVES - LOWER CHARLOTTE HARBOR |  |   |  | Fund | FundCenter | Fund Prg | Grant | Amount   |
|------|--|--|---|--|------|------------|----------|-------|----------|
| Qty  | Item                                       | Name                                       |   |  |      |            |          |       |          |
| .50  | Total                                      | 510100                                     | - | Salaries and Wages - Regular                     |      |            |          |       | \$43,566 |
| .50  | Total                                      | 520900                                     | - | Fringe Benefits - FICA Taxes Employer Share      |      |            |          |       | \$3,333  |
| .50  | Total                                      | 521010                                     | - | Fringe Benefits - FRS Retirement Contrib         |      |            |          |       | \$5,912  |
| .50  | Total                                      | 521110                                     | - | Fringe Benefits - Medical Insurance              |      |            |          |       | \$8,193  |
| .50  | Total                                      | 521120                                     | - | Fringe Benefits - Dental Insurance               |      |            |          |       | \$610    |
| .50  | Total                                      | 521130                                     | - | Fringe Benefits - Vision Insurance               |      |            |          |       | \$69     |
| .50  | Total                                      | 521140                                     | - | Fringe Benefits - Accidental Death Dismemberment |      |            |          |       | \$8      |
| .50  | Total                                      | 521150                                     | - | Fringe Benefits - Long-Term Disability           |      |            |          |       | \$100    |
| .50  | Total                                      | 521160                                     | - | Fringe Benefits - Life Insurance                 |      |            |          |       | \$129    |
|      | Total                                      | LOCAL INITIATIVES - LOWER CHARLOTTE HARBOR |   |  |      |            |          |       | \$61,920 |

COASTAL WATERSHEDS

| J110 |       | APPLIED RESEARCH & MODEL DEVELOPMENT & APPLICATION        |      |            |          |       |           |           |
|------|-------|---|------|------------|----------|-------|-----------|-----------|
| Qty  | Item  | Name  | Fund | FundCenter | Fund Prg | Grant | Amount    |           |
| 1.95 | Total | 510100 - Salaries and Wages - Regular                     |      |            |          |       | \$153,909 |           |
| 1.95 | Total | 520900 - Fringe Benefits - FICA Taxes Employer Share      |      |            |          |       | \$11,775  |           |
| 1.95 | Total | 521010 - Fringe Benefits - FRS Retirement Contrib         |      |            |          |       | \$20,885  |           |
| 1.95 | Total | 521110 - Fringe Benefits - Medical Insurance              |      |            |          |       | \$32,430  |           |
| 1.95 | Total | 521120 - Fringe Benefits - Dental Insurance               |      |            |          |       | \$2,379   |           |
| 1.95 | Total | 521130 - Fringe Benefits - Vision Insurance               |      |            |          |       | \$270     |           |
| 1.95 | Total | 521140 - Fringe Benefits - Accidental Death Dismemberment |      |            |          |       | \$32      |           |
| 1.95 | Total | 521150 - Fringe Benefits - Long-Term Disability           |      |            |          |       | \$390     |           |
| 1.95 | Total | 521160 - Fringe Benefits - Life Insurance                 |      |            |          |       | \$502     |           |
|      | Total | APPLIED RESEARCH & MODEL DEVELOPMENT & APPLICATION        |      |            |          |       |           | \$222,572 |



COASTAL WATERSHEDS

| J150 |       | ESTUARY PROTECTION PLAN                 |                         |            |  |       |           |           |
|------|-------|---|-------------------------|------------|--|-------|-----------|-----------|
| Qty  | Item  | Name                                    | Fund                    | FundCenter | Fund Prg   | Grant | Amount    |           |
| 3.80 |       | Total                                   | 510100                  | -          | Salaries and Wages - Regular                     |       | \$293,019 |           |
| 3.80 |       | Total                                   | 520900                  | -          | Fringe Benefits - FICA Taxes Employer Share      |       | \$22,417  |           |
| 3.80 |       | Total                                   | 521010                  | -          | Fringe Benefits - FRS Retirement Contrib         |       | \$39,764  |           |
| 3.80 |       | Total                                   | 521110                  | -          | Fringe Benefits - Medical Insurance              |       | \$63,700  |           |
| 3.80 |       | Total                                   | 521120                  | -          | Fringe Benefits - Dental Insurance               |       | \$4,636   |           |
| 3.80 |       | Total                                   | 521130                  | -          | Fringe Benefits - Vision Insurance               |       | \$525     |           |
| 3.80 |       | Total                                   | 521140                  | -          | Fringe Benefits - Accidental Death Dismemberment |       | \$64      |           |
| 3.80 |       | Total                                   | 521150                  | -          | Fringe Benefits - Long-Term Disability           |       | \$760     |           |
| 3.80 |       | Total                                   | 521160                  | -          | Fringe Benefits - Life Insurance                 |       | \$972     |           |
| 1.00 | 32046 | Caloosahatchee MFL's                    | 225000                  | 4411161000 | NR   | NR    | 185,000   |           |
| 1.00 | 35495 | Caloosahatchee Rvr Wshd Oyster Modeling | 214002                  | 4411161000 | NR   | NR    | 300,000   |           |
| 1.00 | 15116 | Cont Serv - Caloosahatchee River M/R    | 101000                  | 5511184600 | NR   | NR    | 12,600    |           |
| 3.00 |       | Total                                   | 530100                  | -          | Cont Serv - External Provider                    |       | \$497,600 |           |
| 1.00 | 15526 | WQ Instrumentation                      | 225000                  | 4411161000 | 101275   | NR    | 3,500     |           |
| 1.00 |       | Total                                   | 541400                  | -          | Oper Expense - Tools/Equipment/PPE               |       | \$3,500   |           |
| 1.00 | 14187 | Lab P/S Caloosahatchee River Flowway    | 225000                  | 4511167100 | NR   | NR    | 3,600     |           |
| 1.00 |       | Total                                   | 541506                  | -          | Oper Expense - Parts,Supp - Laboratory           |       | \$3,600   |           |
|      |       | Total                                   | ESTUARY PROTECTION PLAN |            |  |       |           | \$930,557 |

COASTAL WATERSHEDS

| Qty  | Item  | Name                                     | Fund                              | FundCenter | Fund Prg   | Grant | Amount       |              |
|------|-------|--|-----------------------------------|------------|--|-------|--------------|--------------|
| 2.55 |       | Total                                    | 510100                            | -          | Salaries and Wages - Regular                     |       | \$222,754    |              |
| 2.55 |       | Total                                    | 520900                            | -          | Fringe Benefits - FICA Taxes Employer Share      |       | \$17,040     |              |
| 2.55 |       | Total                                    | 521010                            | -          | Fringe Benefits - FRS Retirement Contrib         |       | \$30,229     |              |
| 2.55 |       | Total                                    | 521110                            | -          | Fringe Benefits - Medical Insurance              |       | \$42,265     |              |
| 2.55 |       | Total                                    | 521120                            | -          | Fringe Benefits - Dental Insurance               |       | \$3,111      |              |
| 2.55 |       | Total                                    | 521130                            | -          | Fringe Benefits - Vision Insurance               |       | \$352        |              |
| 2.55 |       | Total                                    | 521140                            | -          | Fringe Benefits - Accidental Death Dismemberment |       | \$44         |              |
| 2.55 |       | Total                                    | 521150                            | -          | Fringe Benefits - Long-Term Disability           |       | \$510        |              |
| 2.55 |       | Total                                    | 521160                            | -          | Fringe Benefits - Life Insurance                 |       | \$652        |              |
| 1.00 | 32014 | 2023 SA1686 NEEPP Caloosahatchee Flow M  | 225000                            | 4210150000 | 101151   | NR    | 81,731       |              |
| 1.00 |       | Total                                    | 545020                            | -          | Oper Expense - Interagency Federal Matching      |       | \$81,731     |              |
| 1.00 | 27176 | 2023 SA1686 NEEPP Boma FEB               | 425000                            | 5613222000 | 101155   | NR    | 20,479,801   |              |
| 1.00 | 35528 | 2023 SA1686 NEEPP Boma FEB               | 405000                            | 5613222000 | 101155   | NR    | 1,520,199    |              |
| 1.00 | 32019 | 2023 SA1686 NEEPP C-43 WQTT Test Cells 2 | 425000                            | 5613222000 | 101238   | NR    | 1,000,000    |              |
| 1.00 | 27175 | 2023 SA1686 NEEPP Lake Hicpochee         | 425000                            | 5613222000 | 100771   | NR    | 10,000,000   |              |
| 4.00 |       | Total                                    | 580800                            | -          | Capital Outlay - Water Control Structures        |       | \$33,000,000 |              |
|      |       | Total                                    | CALOOSAHATCHEE RIVER/ESTUARY PROJ |            |  |       |              | \$33,398,688 |

COASTAL WATERSHEDS

| Qty  | Item  | Name                                     | Fund                    | FundCenter | Fund Prg   | Grant | Amount    |           |
|------|-------|--|-------------------------|------------|--|-------|-----------|-----------|
| 2.20 |       | Total                                    | 510100                  | -          | Salaries and Wages - Regular                     |       | \$113,992 |           |
| 2.20 |       | Total                                    | 520900                  | -          | Fringe Benefits - FICA Taxes Employer Share      |       | \$8,718   |           |
| 2.20 |       | Total                                    | 521010                  | -          | Fringe Benefits - FRS Retirement Contrib         |       | \$15,467  |           |
| 2.20 |       | Total                                    | 521110                  | -          | Fringe Benefits - Medical Insurance              |       | \$36,052  |           |
| 2.20 |       | Total                                    | 521120                  | -          | Fringe Benefits - Dental Insurance               |       | \$2,684   |           |
| 2.20 |       | Total                                    | 521130                  | -          | Fringe Benefits - Vision Insurance               |       | \$303     |           |
| 2.20 |       | Total                                    | 521140                  | -          | Fringe Benefits - Accidental Death Dismemberment |       | \$33      |           |
| 2.20 |       | Total                                    | 521150                  | -          | Fringe Benefits - Long-Term Disability           |       | \$440     |           |
| 2.20 |       | Total                                    | 521160                  | -          | Fringe Benefits - Life Insurance                 |       | \$504     |           |
| 1.00 | 21071 | N Everg Exp Upstream Monit WQMS Cont Srv | 225000                  | 4513169600 | 101235   | NR    | 60,000    |           |
| 1.00 |       | Total                                    | 530100                  | -          | Cont Serv - External Provider                    |       | \$60,000  |           |
| 1.00 | 21068 | N Everglades Exp Upstream Monit Cont Srv | 225000                  | 4511167100 | 101235   | NR    | 40,000    |           |
| 1.00 |       | Total                                    | 530122                  | -          | Cont Serv - Science and Tech. Support Services   |       | \$40,000  |           |
| 1.00 | 21069 | N Everg Exp Upstream Monit WQMS Fld Sup  | 225000                  | 4513169200 | 101235   | NR    | 1,300     |           |
| 1.00 |       | Total                                    | 541500                  | -          | Oper Expense - Parts and Supplies                |       | \$1,300   |           |
| 1.00 | 21066 | N Everglades Exp Upstream Monit Lab Sup  | 225000                  | 4511167100 | 101235   | NR    | 4,437     |           |
| 1.00 |       | Total                                    | 541506                  | -          | Oper Expense - Parts,Supp - Laboratory           |       | \$4,437   |           |
|      |       | Total                                    | CRW UPSTREAM MONITORING |            |  |       |           | \$283,930 |

COASTAL WATERSHEDS



| JZ00 |       | COASTAL WATERSHEDS PROGRAM SUPPORT      |        |            |  |       |           |  |
|------|-------|---|--------|------------|--|-------|-----------|--|
| Qty  | Item  | Name                                    | Fund   | FundCenter | Fund Prg   | Grant | Amount    |  |
| 3.35 |       | Total                                   | 510100 | -          | Salaries and Wages - Regular                     |       | \$301,766 |  |
| 3.35 |       | Total                                   | 520900 | -          | Fringe Benefits - FICA Taxes Employer Share      |       | \$23,087  |  |
| 3.35 |       | Total                                   | 521010 | -          | Fringe Benefits - FRS Retirement Contrib         |       | \$48,710  |  |
| 3.35 |       | Total                                   | 521110 | -          | Fringe Benefits - Medical Insurance              |       | \$58,705  |  |
| 3.35 |       | Total                                   | 521120 | -          | Fringe Benefits - Dental Insurance               |       | \$4,087   |  |
| 3.35 |       | Total                                   | 521130 | -          | Fringe Benefits - Vision Insurance               |       | \$459     |  |
| 3.35 |       | Total                                   | 521140 | -          | Fringe Benefits - Accidental Death Dismemberment |       | \$54      |  |
| 3.35 |       | Total                                   | 521150 | -          | Fringe Benefits - Long-Term Disability           |       | \$670     |  |
| 3.35 |       | Total                                   | 521160 | -          | Fringe Benefits - Life Insurance                 |       | \$856     |  |
| 1.00 | 13717 | Parts Supplies & Exp                    | 101000 | 4411161000 | NR   | NR    | 11,925    |  |
| 1.00 |       | Total                                   | 541500 | -          | Oper Expense - Parts and Supplies                |       | \$11,925  |  |
| 1.00 | 15737 | Office Supplies                         | 101000 | 4411161000 | NR   | NR    | 451       |  |
| 1.00 |       | Total                                   | 541510 | -          | Oper Expense - Parts,Supp - Office               |       | \$451     |  |
| 1.00 | 15834 | Training & Conference - Coastal/Strmwtr | 101000 | 3301139100 | NR   | NR    | 900       |  |
| 1.00 | 13491 | Training & Conferences                  | 101000 | 4409160000 | NR   | NR    | 7,826     |  |
| 2.00 |       | Total                                   | 542000 | -          | Oper Expense - Conference Registrations          |       | \$8,726   |  |
| 1.00 | 15477 | Business Travel - Coastal/Stormwater    | 101000 | 3301139100 | NR   | NR    | 450       |  |
| 1.00 | 15693 | Travel - Field Work                     | 101000 | 4409160000 | NR   | NR    | 5,936     |  |
| 2.00 |       | Total                                   | 542100 | -          | Oper Expense - District Travel                   |       | \$6,386   |  |
| 1.00 | 15152 | Professional Licenses                   | 101000 | 4410160100 | NR   | NR    | 178       |  |

COASTAL WATERSHEDS

JZ00 COASTAL WATERSHEDS PROGRAM SUPPORT

| Qty  | Item  | Name                | Fund                               | FundCenter | Fund Prg  | Grant | Amount  |                 |
|------|-------|---------------------|------------------------------------|------------|---|-------|---------|-----------------|
| 1.00 |       | Total               | 542400                             | -          | Oper Expense - Professional Licenses            |       | \$178   |                 |
| 1.00 | 25987 | Publishing/Printing | 101000                             | 4411161000 | NR  | NR    | 2,265   |                 |
| 1.00 |       | Total               | 543660                             | -          | Oper Expense - Printing Services (non-outreach) |       | \$2,265 |                 |
|      |       | Total               | COASTAL WATERSHEDS PROGRAM SUPPORT |            |   |       |         | \$468,325       |
|      |       | Grand Total         |                                    |            |   |       |         | \$1,226,876,797 |





**Ron DeSantis, Governor**

**SFWMD Governing Board**

- Chauncey Goss, Chairman
- Scott Wagner, Vice Chairman
- Ron Bergeron Sr.
- Ben Butler
- Charlie E. Martinez
- Cheryl Meads
- Charlette Roman
- Jay Steinle

Shawn Hamilton, Secretary,  
Florida Department of  
Environmental Protection

**SFWMD Executive Management**

- Drew Bartlett, Executive Director
- John Mitnik, Asst. Executive Director & Chief Engineer
- Sean Cooley, Chief Communications & Public Policy Officer
- Jill Creech, Regulation Director
- Lucine Dadrian, Engineering, Construction, & Modeling Director
- Maricruz Fincher, General Counsel
- Lawrence Glenn, Water Resources Director
- Candida Heater, Administrative Services Director
- Lisa Koehler, Big Cypress Basin Administrator
- Dr. Carolina Maran, Chief of District Resiliency
- Duane Piper, Chief Information Officer
- Jennifer Reynolds, Ecosystem Restoration Director
- Jennifer Smith, Chief of Staff
- Rich Virgil, Field Operations Director

**Get the latest information from SFWMD**

Learn more by signing up for the District's emails.  
Visit [SFWMD.gov](http://SFWMD.gov) and click on "*Subscribe for Email Updates.*"

Connect with us on Facebook, Twitter,  
Instagram, LinkedIn and YouTube.



3301 Gun Club Road  
West Palm Beach, FL 33406  
[SFWMD.gov](http://SFWMD.gov)