



SEMINOLE COUNTY
FLORIDA'S NATURAL CHOICE

Annual Budget

for Seminole County, Florida



**Adopted Budget for
Fiscal Year 2016/2017**

Black Bear Wilderness Area Boardwalk



SEMINOLE COUNTY
FLORIDA'S NATURAL CHOICE

TABLE OF CONTENTS

BUDGET MESSAGE	7
INTRODUCTION	
COUNTY OFFICIALS	16
ORGANIZATIONAL CHART	17
BUDGET AND FISCAL MANAGEMENT STAFF	18
GFOA AWARD	19
HOW TO READ THIS DOCUMENT	20
HISTORY OF SEMINOLE COUNTY	25
SEMINOLE COUNTY GOVERNMENT ORGANIZATION	27
SEMINOLE COUNTY AT A GLANCE	28
STRATEGIC PLANNING	32
FISCAL POLICIES	34
LONG TERM FINANCIAL PLANNING	43
SHORT TERM INITIATIVES & LONG TERM GOALS AND OBJECTIVES	50
BUDGET OVERVIEW	
BUDGET CALENDAR	54
BUDGET PROCESS.....	55
BUDGET SUMMARY BY FUND/FUNCTION	60
FUND STRUCTURE SUMMARY	61
FUND STRUCTURE	62
COUNTYWIDE BUDGETARY SOURCES OF FUNDS.....	69
COUNTYWIDE BUDGETARY USES BY FUNCTION	71
COUNTYWIDE BUDGET	
BUDGET SUMMARY	74
MILLAGE SUMMARY	75
FIVE YEAR GROSS TAXABLE VALUE COMPARISON	76
UNINCORPORATED RESIDENTIAL HOME PROPERTY TAX CALCULATION	77
RESIDENTIAL HOME PROPERTY TAX COMPARISON	78
SUMMARY OF CURRENT SOURCES.....	79
FUND / DEPARTMENT STRUCTURE	86
DEPARTMENT / PROGRAM STRUCTURE.....	87
HISTORY OF MAJOR REVENUE SOURCES.....	90
SUMMARY OF USES BY FUNCTION / OBJECT CLASSIFICATION	98
OUTSIDE AGENCY FUNDING	99
TRANSFER SUMMARY	103
SUMMARY OF RESERVES	104

TABLE OF CONTENTS

COUNTYWIDE BUDGET DETAIL

OVERVIEW	106
DETAIL OF SOURCES BY FUND	107
EXPENDITURE SUMMARY BY FUND / PROGRAM.....	123
BUDGET COMPARISON BY FUND.....	134

GENERAL FUND BUDGET

ADJUSTMENT SUMMARY	172
SOURCES OF FUNDS	174
SUMMARY OF SOURCES	176
BUDGETARY USES.....	179
SUMMARY OF USES BY FUNCTION / PROGRAM	180
HISTORY OF FUND BALANCES.....	182
FUNDING PER CAPITA	183

PERSONAL SERVICES

PERSONAL SERVICES OVERVIEW	186
COUNTYWIDE POSITION SUMMARY.....	187
FTE COUNT BY FUND	188
COUNTYWIDE FTE CHANGES	189
TEMPORARY / INTERN POSITIONS	192
COUNTYWIDE POSITIONS BY DEPARTMENT / PROGRAM.....	193
OVERTIME BY DEPARTMENT / PROGRAM	196
PAY BANDS	198
GROWTH OF COUNTY POPULATION TO GROWTH OF BCC EMPLOYEES.....	199
HEALTH INSURANCE ENROLLMENT	200
WORKERS' COMPENSATION AND FLORIDA RETIREMENT SYSTEM CLASS	201

INTERNAL SERVICE CHARGES

OVERVIEW	204
INTERNAL SERVICE CHARGES SUMMARY BY FUND	208
INTERNAL SERVICE CHARGES SUMMARY BY DEPARTMENT	209
INTERNAL SERVICE CHARGES INVENTORIES BY DEPARTMENT AND COST CENTER	210

NON-BASE REQUESTS

SUMMARY OF NON-BASE REQUESTS.....	216
PROJECTS INTRODUCTION	217
SUMMARY OF MAJOR PROJECTS	218
COUNTYWIDE PROJECTS BY FUND.....	221
COUNTYWIDE PROJECTS DETAIL BY DEPARTMENT	224
OTHER NON-BASE REQUESTS BY FUND / DEPARTMENT	231
OTHER NON-BASE REQUESTS BY DEPARTMENT / PROGRAM.....	236

TABLE OF CONTENTS

DEBT MANAGEMENT

SUMMARY OF OUTSTANDING DEBT	242
DEBT OVERVIEW	247
TOTAL COUNTY DEBT OUTSTANDING	251
ASSIGNED UNDERLYING RATINGS	253
COUNTY COMPARISON OF DEBT PER CAPITA	254

DEPARTMENT SECTIONS

ADMINISTRATION	255
CONSTITUTIONAL OFFICERS	285
COURT SUPPORT	297
LEISURE SERVICES	309
FIRE	333
COMMUNITY SERVICES	349
PUBLIC WORKS	371
ENVIRONMENTAL SERVICES	397
DEVELOPMENT SERVICES	417
INFORMATION SERVICES	433
RESOURCE MANAGEMENT	453

GLOSSARY

GLOSSARY	480
----------------	-----

APPENDIX

MILLAGE RESOLUTION	492
BUDGET RESOLUTION	496



October 1, 2016

Honorable Seminole County Board of County Commissioners:

I am pleased to submit the adopted Fiscal Year 2016/17 Budget. The adopted budget totals \$748.6 million for all governmental and proprietary activities of the County, and includes \$393.4 million for base budget operations, \$98.3 million in non-base expenditures, and \$256.9 million for non-dedicated transfers and reserves. This adopted budget results in a 2.5% operating increase from last fiscal year, with no increase in the County's millage rates. It is reflective of the Board of County Commissioners' tradition of demanding delivery of exceptional services in a fiscally responsible manner.

	FY16 ADOPTED	FY17 ADOPTED	VARIANCE	%
01 BASE BUDGETS				
01 OPERATING BUDGETS	383,809,609	393,423,832	9,614,223	2.5%
01 BASE BUDGETS Total	383,809,609	393,423,832	9,614,223	2.5%
02 NON-BASE BUDGETS				
01 OPERATING BUDGETS	937,520	932,003	(5,517)	-0.6%
02 FLEET BUDGETS	7,213,137	6,783,876	(429,261)	-6.0%
03 EQUIPMENT	874,823	1,227,794	352,971	40.3%
04 FACILITIES	-	1,389,055	1,389,055	
05 PROJECTS	66,054,854	81,427,148	15,372,294	23.3%
06 GRANTS	7,374,355	6,531,210	(843,145)	-11.4%
02 NON-BASE BUDGETS Total	82,454,689	98,291,086	15,836,397	19.2%
03 FISCAL BUDGETS				
08 RESERVES	216,935,237	222,901,940	5,966,704	2.8%
09 TRANSFERS	25,151,514	33,996,663	8,845,149	35.2%
03 FISCAL BUDGETS Total	242,086,751	256,898,603	14,811,853	6.1%
Grand Total	708,351,049	748,613,521	40,262,472	5.7%

Guiding Principles

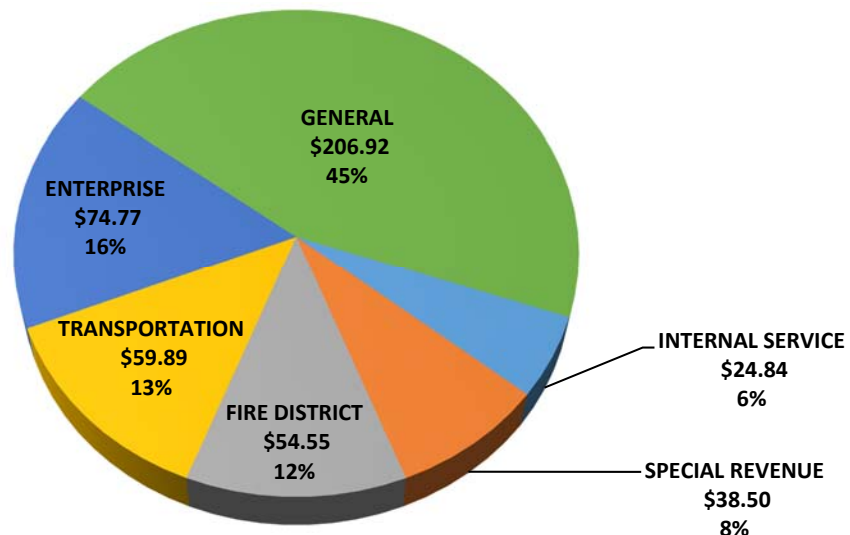
In addition to its function as a financial plan, the County's budget serves as a policy document, operations guide, and communication tool, making its approval one of the most important decisions to come before the Board of County Commissioners each year. While each fiscal year presents its own unique demands and challenges, the Board of County Commissioners has been consistent in its articulation of the philosophy and assumptions to be applied in preparation of the annual budget. The clearest and most consistent direction that staff has received in recent years is that revenue estimates should assume no new taxes or increases to tax rates. In addition to the directive to hold the line on tax rates, the Board has also expressed its desire to maintain levels of service, to retain at least a 20% operating fund balance with the General Fund, and to obtain structural balance within the annual budget.

In accordance with these guiding principles, this budget maintains all tax rates at current levels; establishes a General Fund operating balance at 25%; and has been balanced without the use of reserve funds.

Revenue

The adopted FY 2016/17 budget was prepared in a gradually improving economic environment using current revenue trends. Taxable values have increased countywide for the 4th consecutive year, averaging 5.5% growth over the past three years. Median home prices are up, tourism and the associated economic impacts are at a record high, new construction continues to escalate, and the unemployment rate continues to drop. As a result, revenues estimated for this budget reflect a higher level of growth than that incorporated in the prior year's budget. However, while revenue growth is beginning to cover the inflationary cost of maintaining levels of service, ad valorem revenues are still lower than they were pre-recession, and staff remains diligent in its efforts to seek opportunities for increased efficiencies.

**FY17 ADOPTED REVENUES
BY FUND TYPE
(IN MILLIONS)**



I. General Operating Funds

General government operations, including those undertaken by the County’s Constitutional Officers, are funded through three primary sources: property taxes, state shared revenues, and locally generated revenues.

Property Taxes. In compliance with the Board of County Commissioners’ guiding principles, revenue estimates are based on a continuation of the Countywide millage rate of 4.8751, Unincorporated Road District millage rate of 0.1107 and the Fire Protection District millage rate of 2.3299.

Countywide taxable property values grew by 5.51% over FY 2015/16. New construction accounts for 1.26% of the increased value, while reappraisals of existing properties account for 4.25%. Fire Protection District taxable property values are up 5.56% over prior year values. The Unincorporated Road District MSTU experienced a 5.63% increase in property values over FY 2015/16. New construction accounted for approximately 1.3% of the growth in the Road District MSTU and 1.6% in the Fire District MSTU. Based on the consumer price index change, the 2016 Save Our Homes cap will limit growth in assessed values for homesteaded properties to 0.7% over prior year assessed values.

Based on growth in taxable property values, ad valorem revenue has increased \$7 million in the General Fund; \$2.4 million in the Fire Fund; and \$83,000 in the Transportation Trust Fund, for a total of \$9.5 million over that included within the FY 2015/16 adopted budget.

State Shared Revenue. Countywide state shared revenues primarily include County Revenue Sharing and Half-Cent Sales Tax. The County Revenue Sharing and Half-Cent Sales Tax are funded primarily through the State 6 cent sales tax and is expected to grow by \$1.1 million or 3% in FY 2016/17.

Locally Generated Revenue. Other General Fund revenue growth projections totaled \$1.7M including an additional \$667K in reimbursements from the Sheriff's Office contract with the School Board for School Resource Officers; growth of almost \$550,000 in park revenues primarily attributed to the opening of the Seminole County Sports Complex and renovations to the Soldier's Creek Softball Complex; \$300,000 in engineering fees moved from Transportation Trust; and \$400,000 in increased excess fees. These locally generated revenues are offset in part by a reduction of \$400,000 in other revenues to include the Communication Services Tax, which continues to be impacted by technology advancements, and State Aid to Libraries.

Representing 82% of General Fund operating revenues, ad valorem taxes, half-cent sales tax, and state revenue sharing are conservatively-projected to increase \$8.1 million over the adopted FY 2015/16 budget estimates. When all factors are considered, the net projected General Fund revenue growth is estimated at \$9.7 million dollars, or 5.0% over FY 2015/16.

2. Special Revenue Funds

Building Fund. Building revenues are based on current construction activity and revenue trends. The 2016 Florida Legislature approved SB535 which prohibits local governments from requiring payment of additional fees for contractor licenses or competency certificates resulting in a \$50,000 loss in exam fees for FY 2016/17. Permit revenue is projected at \$3.2 million or \$190,000 over the FY 2015/16 adopted budget. In total, Building Fund operating revenue is increasing \$130,000 or 3.7% over FY 2015/16 adopted revenue.

Infrastructure Sales Tax Fund. Seminole County's 2014 One Cent Infrastructure Sales Tax is projected at \$70.7 million in FY 2016/17 representing a 2% growth over the prior year projected revenue. Pursuant to the interlocal agreement, the County will receive \$39.3 million or 55.6% of projected sales tax, the School Board \$17.7 million or 25%; and the Cities will share in \$13.7 million or 19.4% of projected revenue.

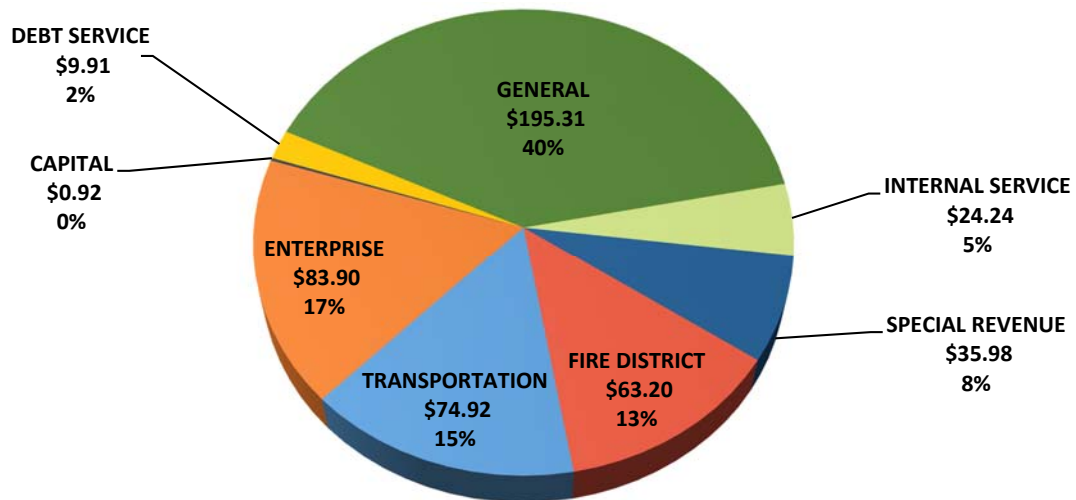
3. Enterprise Funds

Water and Sewer Fund. Seminole County Board of County Commissioners adopted a five year Water and Sewer rate program on September 22, 2015, and a detailed listing can be found under Section 20.45 of the Seminole County Administrative Code. Water and Sewer revenues are used to support debt funding requirements, to fortify our existing debt and credit ratings and to ensure financial stability. Assuming a 1% ERC growth, 0.5% usage growth, and a 3% rate increase, the County can expect an estimated \$1.4 million increase in Residential Water Utility revenues and a \$1.1 million increase in Residential Sewer Utility revenues.

Solid Waste Fund. FY 2016/17 operating revenue for the Solid Waste fund is projected at \$14.3 million or \$1.1 million above the prior year adopted budget. The BCC approved an interlocal agreement between Seminole County and the City of Winter Park for solid waste management services which accounts for \$800,000 of this growth. In addition, a transfer of \$300,000 from the Tourist Development Fund represents the first year repayment of a \$3.2 million interfund loan for lighting at the sports complex.

Expenditures

**FY17 ADOPTED EXPENDITURES
BY FUND TYPE
(IN MILLIONS)**



1. Significant Funding Priorities for FY 2016/17

While preparing the upcoming year's adopted budget, we endeavored to hold the line on expenditures. The listing below reflects the significant changes regarding expenditures within the adopted General Fund Budget:

Non-Base Requests \$621,504
Include fleet vehicles, network related infrastructure, facility improvements, upgrades to the Emergency Operations Center, and Animal Services safety improvements.

New Positions \$860,413
Includes 19 new FTEs in the General Fund mostly related to the County's active parks, libraries, Mosquito Control, fleet, and Emergency Management programs.

Economic Development \$513,863
The transfer to Economic Development represents the County's share of new and ongoing economic incentives. The total incentive to the business community is \$1,174,763, of which \$452,438 is paid by the Cities.

Landscape and Trails Maintenance \$260,632
This increase is largely due to the new Sports Complex and new trails being constructed under the County's Infrastructure Sales Tax program.

Mass Transit (LYNX) \$104,319
This represents the increase for the General Fund subsidy to LYNX. The total request is \$6.7 million, which is offset by \$2.2 million in Ninth-Cent Fuel Tax revenues and a \$4.5M General Fund transfer.

Fuel (\$481,750)
The fuel budget is based on estimates from the Department of Energy of \$2.13 per gallon for Unleaded and \$2.48 per gallon for Diesel.

Altamonte Springs CRA Contribution (\$2,026,312)
The last payment to the Altamonte CRA was made in FY 2015/16, which results in a budget savings in FY 2016/17.

More detailed information with regard to these budget changes is provided within the budget details that follow this message.

2. Personnel Expenditures

The adopted FY 2016/17 budget includes a net of 27 new FTE positions¹ within the Board of County Commissioner programs, totaling \$1,446,529 across all funds of the County. All new positions were considered necessary to meet the service demands. These new positions include:

(1) Customer Service Supervisor	Building Fund
(6) Firefighters offset by a reduction in overtime dollars	Fire Protection Fund
(7) Soldier's Creek / Softball Complex	General Fund
(3) Mosquito Control Technicians	General Fund
(1) Community Services Homelessness Advocate	General Fund
(1) Quality Assurance Inspector for Fleet Services	General Fund
(1) Project Manager II for Emergency Management	General Fund
(6) Library Staff to open libraries 7 days per week	General Fund
(1) Survey/Engineering CAD Technician	Transportation Trust Fund
(1) Project Coordinator	Transportation Trust Fund
(1) Professional Engineer	Transportation Trust Fund
(1) Engineering Technician	Transportation Trust Fund
(1) Utility Billing Specialist for Water and Sewer	Water & Sewer Fund
(1) Plant Mechanic II	Water & Sewer Fund

A more detailed description of all the new positions, as well as a list of unfunded requested positions, can be found within the budget details that follow this message.

The FY 2016/17 adopted budget also includes a 3.5% salary adjustment for all permanent Board of County Commissioners employees.² In reaction to the economic downturn, staffing levels were significantly reduced in FY 2008/09 and FY 2009/10. While staffing levels have been gradually increased over the last several years, the number of employees per capita is still below pre-recession levels, and employees continue to undertake more work with fewer people. Furthermore, as the economy has improved and expanded, we have been faced with a new challenge with respect to competitive compensation. We are already encountering the effects of this circumstance, and there is a concern that employee retention will become more difficult as the market offers higher salaries than the County has in place. While preparing the budget, staff surveyed adjacent county governments, and the trend for this fiscal year involves salary adjustments between 3-3.5%.

The adopted 3.5% salary adjustment for Board of County Commissioners employees has a \$1.2 million impact to the General Fund budget (including Supervisor of Elections, Property Appraiser and transfers to sub-funds) and a \$1.5 million impact to the overall Board of County Commissioners budget.

¹ Includes a reduction of two (2) FTEs in the Transportation Trust Fund.

² Exclusive of the A Bargaining Unit.

Constitutional Officers' Budgets

Within the adopted budget, Board of County Commissioners programs account for 37% of General Fund expenditures, while transfers to support the operations of the Sheriff, Tax Collector, Clerk of the Court and Comptroller, Property Appraiser, and Supervisor of Elections constitute 63% of expenditures.

	FY16 Adopted	FY17 Adopted	Variance	% Change
Sheriff³	\$107,583,000	\$112,987,236	\$5,404,236	5.0%
Tax Collector	6,690,000	6,991,050	301,050	4.5%
Clerk of the Court and Comptroller	2,822,300	2,735,899	(86,401)	(3.1%)
Property Appraiser	4,884,109	4,932,293	48,184	1.0%
Supervisor of Elections	2,823,883	2,559,895	(263,988)	(9.3%)
Total	\$124,803,292	\$129,010,137	\$4,206,845	3.4%

With respect to the Sheriff, Tax Collector, and the Property Appraiser, their adopted budget results in an average increase of 3.5% over the prior year's adopted budget. The Clerk of the Court and Comptroller budget request represents a 3.1% decrease from the prior year's. The Supervisor of Elections' decrease of 9.3% is reflective of the reduction in additional expenditures that were a direct result of the multiple national, state, and local elections in 2016.

Restoring Structural Balance

General Fund. As noted above, the FY 2016/17 General Fund adopted budget is structurally balanced without the use of reserves, as compared to the \$1.4 million of reserves budgeted in the FY 2015/16 budget. The adopted budget is the first since FY 2006/07, to achieve an operating balance without the use of reserve funds. This attainment of structural balance is attributable to not only a more favorable economic climate, but also to the County's on-going efforts to promote operational and human resource efficiencies; to appropriately allocate General Fund administrative resources; and to accurately reflect the true cost of services. It is our estimate that the adopted FY 2016/17 budget will yield a 25% reserve balance in the General Fund.

Fire Protection Fund. The Fire Protection Fund continues to face an imbalance in revenues verses expenditures. While there are sufficient reserves in the Fire Protection Fund to offset the FY 2016/17 budgeted imbalance, without substantial reductions in expenditures and/or new or increased revenue sources, at its continued trend, this Fund may be left without any reserves after FY 2018/19. For this reason, staff continues to seek efficiencies and other opportunities to maximize the available funding for fire protection and emergency medical services. Management has been engaged in an on-going effort to implement many of the recommendations included within the

³ On June 14, 2016, through an interlocal agreement the Board assigned the duties, responsibilities and personnel of the Probation Division and Prosecution Alternatives for Youth (PAY) to the Sheriff's Office. In accordance with the agreement on October 1, 2016, the FY 2016/17 budgets for Probation and PAY reflecting the amounts of \$2,127,909 and \$519,030, respectively will be transferred to the Sheriff's Office.


Management/Operational Assessment of the Public Safety Department conducted in 2015. These activities have resulted in substantial operational savings within both the General and Fire Protection Funds, and will continue in the upcoming fiscal year.

In addition to seeking ways in which expenditures can be reduced within the Fire Protection Fund, budget staff examined opportunities for alternative revenue streams for fire protection and EMS operations. As you will recall, in FY 2015/16, the Board of County Commissioners funded approximately \$3.4 million in Fire and EMS-related fleet and equipment with 2014 Infrastructure Sales Tax revenues. For FY 2016/17 I have allocated another \$3.5 million of 2014 Infrastructure Sales Tax revenues to fund the purchase of Fire and EMS-related fleet equipment. The use of the 2014 Infrastructure Sales Tax revenues will not impact the ability to accomplish dedicated transportation projects, and the leveraging of these sales tax revenues will assist in keeping the Fire Protection Fund millage rate down.

Conclusion

I would like to thank the Board for its on-going involvement and constructive input as staff endeavored to prepare this adopted budget; the Constitutional Officers for their positive contributions to our efforts to obtain structural balance; and, most importantly, our invaluable County staff who, day after day, demonstrate their commitment to delivering high quality public service to our residents and visitors.

As the County's key economic indicators show signs of steady improvement, County staff will continue to seek ways to provide excellent service with increased efficiency. With your continued leadership, the dedication of the County's talented employees, and the active engagement of its citizens and partners, Seminole County will continue to be *Florida's Natural Choice* for an unparalleled service, prosperity, and overall quality of life.

Sincerely,


Nicole Guillet
County Manager

INTRODUCTION

COUNTY OFFICIALS

BOARD OF COUNTY COMMISSIONERS



JOHN HORAN, CHAIRMAN
District 2 Commissioner



BRENDA CAREY, VICE CHAIRMAN
District 5 Commissioner



BOB DALLARI
District 1 Commissioner



LEE CONSTANTINE
District 3 Commissioner



CARLTON HENLEY
District 4 Commissioner

APPOINTED OFFICIALS

NICOLE GUILLET
County Manager

A. BRYANT APPELGATE
County Attorney

CONSTITUTIONAL OFFICERS

MARYANNE MORSE
Clerk of the Circuit
Court and Comptroller

DAVID JOHNSON
Property Appraiser

DONALD F. ESLINGER
Sheriff

MIKE ERTEL
Supervisor of Elections

RAY VALDES
Tax Collector

Citizens of Seminole County

COUNTY COMMISSIONERS

VARIOUS APPOINTED BOARDS & COMMITTEES

COUNTY MANAGER

COUNTY ATTORNEY

ADMINISTRATION

17-92 Community Redevelopment
 Addressing
 Animal Services
 E-911
 Economic Development & Community Relations
 Emergency Management
 Human Resources (includes Insurance, Benefits, & Training)
 Office of Organizational Excellence
 Telecommunications

DEVELOPMENT SERVICES

Planning & Development
 Mass Transit Program (LYNX)
 Building
 Development Review
 Engineering

INFORMATION SERVICES

Document Management
 Network, Workstation, and Telephone Support & Maintenance
 GIS
 Enterprise Application Development

RESOURCE MANAGEMENT

Office of Management and Budget
 Grants
 MSBU
 Purchasing & Contracts
 Risk Management
 Mail & Print Centers

DEPUTY COUNTY MANAGER

ASSISTANT COUNTY MANAGER

COMMUNITY SERVICES

Community Assistance
 Community Development
 Teen Court
 Compliance

ENVIRONMENTAL SERVICES

Utilities Operations
 Utilities Engineering
 Solid Waste Management

FIRE

EMS/Fire/Rescue
 Emergency Communications
 Fire Prevention Bureau

LEISURE SERVICES

Extension Services
 Greenways & Natural Lands
 Library Services
 Parks & Recreation

PUBLIC WORKS

Engineering
 Facilities
 Fleet Management
 Roads-Stormwater
 Traffic Operations
 Watershed Management

BUDGET AND FISCAL MANAGEMENT STAFF

Edward Bass Director of Resource Management
Timothy Jecks Budget Manager
Cecilia Monti..... Financial Administrator
Kent Cichon Financial Administrator
Kristi Moss Financial Administrator
Sara Danaher Financial Manager
Jennifer StevensSenior Financial Analyst
Allison CrootSenior Financial Analyst
George WoodringSenior Financial Analyst
Erin LebenAdministrative Assistant



The Government Finance Officers Association of the United States and Canada (GFOA) presented a Distinguished Budget Presentation Award to Seminole County, Florida for its annual budget for the fiscal year beginning October 1, 2015. In order to receive this award, a governmental unit must publish a budget document that meets program criteria as a policy document, as an operations guide, as a financial plan, and as a communication device.

This award is valid for a period of one year only. We believe our current budget continues to conform to program requirements.

HOW TO READ THIS DOCUMENT

The Seminole County annual budget document is intended to provide information for a variety of purposes for different groups of users. It serves as a policy document, financial plan, and operating guide for County services. This section provides a brief explanation of the information that can be found in each section of the document. Generally, as you go deeper into each section and into the document as a whole, the information provided becomes more detailed.

Organization of the Document

This document is made up of a Budget Message to the Board of County Commissioners, which discusses, on a very high level, issues and aspects concerning the current budget as adopted by the Board, and twelve sections: Introduction, Budget Overview, Countywide Budget, Countywide Budget Detail, General Fund Budget, Personal Services, Internal Service Charges, Non-Base Requests, Debt Management, Departments, Glossary, and Appendix. Each section is divided up into multiple reports, which are outlined in the Table of Contents. If the document is being viewed electronically, bookmarks and hyperlinks have been established duplicating information found in the Table of Contents.

Introduction

The Introduction section begins with a few introductory items, including the list of elected and appointed County officials, an organizational chart of the County government, a listing of the budget and fiscal management staff who put this document together, a copy of the previous year's Government Finance Officers Association Distinguished Budget Presentation Award, and these pages. This section continues with an overview of the County's history, the organization of the County's government, and demographic information about the County. This information is primarily oriented towards readers who are not familiar with the County, although it may be of interest to other readers. This is followed with a discussion pertaining to the County's long range planning policies and procedures. This information includes a discussion of the County's strategic planning, a discussion of the County's fiscal policies, and the County's long-term financial planning. A summary list of short term initiatives and long-term goals and objectives completes this section.

Budget Overview

The Budget Overview section brings focus from the County's long range planning policies and procedures to the procedures used to create the adopted budget reflected in this document. This section includes the budget development calendar and a discussion of the budget process and the assumptions used in developing, monitoring, and amending the budget. This section also includes a high level (by fund) breakdown of the budget and a discussion of fund accounting and the various funds used in the adopted budget. This section concludes with charts and explanations of both total and current sources and uses of funding.

HOW TO READ THIS DOCUMENT

Countywide Budget

The Countywide Budget section includes information on the budget as a whole, across all funds and all departments. The following information is provided:

- a one page summary of the budget
- information about property taxes
 - a history of the millage rates charged by the County
 - a history of the taxable property values
 - a sample property tax calculation
 - a comparison of property taxes by taxing authority
- information about countywide sources and uses of funding
 - a detailed listing of all sources of funding
 - a diagram representing activity by department across funds
 - a detailed listing of uses by department and program
 - a detailed history of major revenue sources
 - a summary of uses by function and object classification
 - a listing of outside agencies supported by county funds
 - a listing of transfers from one fund to another within the county
 - an explanation and listing of reserves (unappropriated funds)

Countywide Budget Detail

The Countywide Budget Detail section includes more detailed information about the countywide budget. First is a detailed revenue listing for each fund within the county budget. This is followed by an expenditure programmatic budget for each fund within the county budget. The last portion of this section is a statement of changes in fund balance (both historical and budgeted) for each budgeted fund.

General Fund Budget

The previous section focused on the budget as a whole, which includes proprietary funds, capital project funds, special revenue funds, and other funds with a limited purpose. This section focuses specifically on the General Fund. The General Fund can be used for any legitimate purpose by direction of the Board of County Commissioners.

The following information is provided about the General Fund:

- an adjustment summary for the adopted General Fund budget compared to the adopted General Fund budget in the previous year
- information about sources of funding in the General Fund
 - charts and explanations of both total and current sources of funding
 - a detailed listing of all sources of funding

HOW TO READ THIS DOCUMENT

- information about uses of funding in the General Fund
 - charts of both total and current uses of funding
 - a detailed listing of uses by function and program, further broken out into those areas under the immediate control of the Board of County Commissioners, mandatory spending either through long term commitments or through a state or federal mandate, spending by the Constitutional Officers, and reserves.
- history of fund balances since FY 2007/08
- spending per capita since FY 2013/14

Personal Services

The Personal Services section provides information about the staffing levels supported in the current budget. It provides an overview and history of the staffing levels of county staff, a summary and details regarding the currently budgeted positions, historical summaries of the changes in budgeted positions, health insurance enrollment, Workers' Compensation rates and Florida Retirement System classes.

Internal Service Charges

In order to better represent the cost of the various programs undertaken by the County, certain internal costs have been allocated from internal service programs to user programs. This includes such costs as telephone service and the costs of technology. The Internal Service Charges section provides information about the various costs that are allocated from internal service programs to user programs.

Non-Base Requests

In broad terms, governments can either adopt two separate budgets, one an operating budget and the other a capital budget, or it can adopt a unified budget which contains both annual operating appropriations as well as long term capital appropriations. The county has chosen to adopt a unified budget. The primary difference between an operating and a project appropriation is that an operating appropriation expires at the end of the fiscal year. A project appropriation generally continues on from year to year from the time it is initially appropriated until the project is completed.

The Non-Base – Requests section begins with a summary of non-base requests by fund minor and type of request, followed by a discussion of the capital and operating projects included as part of the adopted budget, which only includes new and additional funding for projects.

HOW TO READ THIS DOCUMENT

The Non Base – Requests section also includes a discussion of the major projects within the budget, detailed listing of all projects by fund, description of all projects by department, and a detailed list of other non-base requests by fund and department. Additional information about capital projects can be found in the Five Year Capital Improvement Program, which is adopted by the Board of County Commissioners at a later date.

One of the policies of the Board of County Commissioners is that the County cannot purchase capital equipment (with a cost of \$5,000 or more) without authorization of the Board of County Commissioners. The Non Base – Requests section lists the capital equipment purchases that are authorized by the Board of County Commissioners as part of the adopted budget. Any capital equipment purchases that are not included in this section must be approved by the Board of County Commissioners through separate action at a meeting of the Board of County Commissioners.

Debt Management

The Debt Management section discusses outstanding long term debt of the county as well as a comparison of the debt of neighboring and comparable jurisdictions.

Departments

The Departments section contains information about each Department. This information includes:

- a diagram of the programs contained within the departmental budget
- a departmental message
- a summary by fund of the department's historical and budgeted expenditures by program
- following the department summary, program messages and a summary by object of each program's historical and budgeted revenues and expenditures

Glossary

There is a great deal of technical language used in the budget process. We have attempted to minimize the use of such language, or to explain the terminology within the text utilizing it. However, not all such language has been excised or explained. Accordingly, the Glossary section includes definitions of technical language which may appear elsewhere in the document.

Appendix

The Appendix contains certified copies of the millage and budget resolutions adopted at the final budget public hearing.

HOW TO READ THIS DOCUMENT

Cross Reference

Frequently Asked Question

What is the total budget?

What is the County's millage rate?

How many employees does the County have?

What is the County's budget process timeline?

What changes have been made?

Where the money comes from and where the money goes?

How much money do we have in the reserves?

Where can I find the Seminole County population?

What are the County's financial policies?

Where can I learn about the capital budget?

How much money is transferred from one fund to another?

Please refer to

Countywide Budget

Countywide Budget

Personal Services

Budget Overview

Introduction

General Fund Budget

Countywide Budget

General Fund Budget

Countywide Budget Detail

Departments

Budget Overview

Countywide Budget

Introduction

Introduction

Non Base – Projects/Equipment

Countywide Budget

Rounded Figures

Various reports throughout this document may contain figures that are rounded. The sum of rounded figures may not always add exactly to the rounded total.

HISTORY OF SEMINOLE COUNTY

The St. Johns River, which opens Central Florida to northern contact by an inland water route, is more than 200 miles long and dominates the history of Seminole County.

During six years of conflict with the Seminole Indians, the river provided water transport for U. S. military troops to the first white settlement established in 1836 on the southern shores of Lake Monroe. From Fort Mellon southward, a succession of forts were built, becoming the forerunners to present day cities.

As homesteads increased, settlers received supplies by river transport and, in turn, shipped their agricultural products to northern markets by riverboat. From the 1850's onward, steamer traffic flourished along the St. Johns River, carrying freight as well as tourists, and more recently giving way to recreational boating.



The vision of General Henry Sanford who, in 1870 introduced plans for a town near Fort Mellon now called Sanford, stimulated area citrus growing and other agricultural pursuits. By the time of the Big Freeze in 1895, the region had become the world's largest shipper of oranges. After the devastating freeze, farmers experimented with other vegetable crops. For many years, the area was known as the celery center of the world. Fern raising became important and from 1912 to 1940, Altamonte Springs, one of the County's seven cities, boasted the world's largest fernery.

In the 1880's, rail lines began connecting the more flourishing villages. Early fort sites and settlements grew into cities along the route of the South Florida Railway, encouraging settlement and bringing wealthy northerners south for winter sojourns of boating, fishing and enjoyment of the area's popular artesian springs.

People who wanted "a Florida Boston town" provided support for the development of Altamonte Springs. Longwood, the County's oldest city, also encouraged the tourist trade with a fine resort hotel. Through the years, Seminole County cities and villages engaged in sawmill activity, citrus production, turpentine and starch manufacturing, cattle ranching, and the packing and shipping of citrus and farm produce.

LOCATION AND TOPOGRAPHY

Bordered on three sides by pristine rivers and a huge lake, the Wekiva to the west, the St. Johns to the east and Lake Monroe to the north, Seminole County is an ideal vacation spot for those seeking beauty, untouched nature and a sense of Old Florida. Seminole County contains 344 square miles of lush tropical foliage, 2,000 fresh-water lakes and rivers, diverse wildlife, quaint towns, and is in close proximity to Orlando.

HISTORY OF SEMINOLE COUNTY

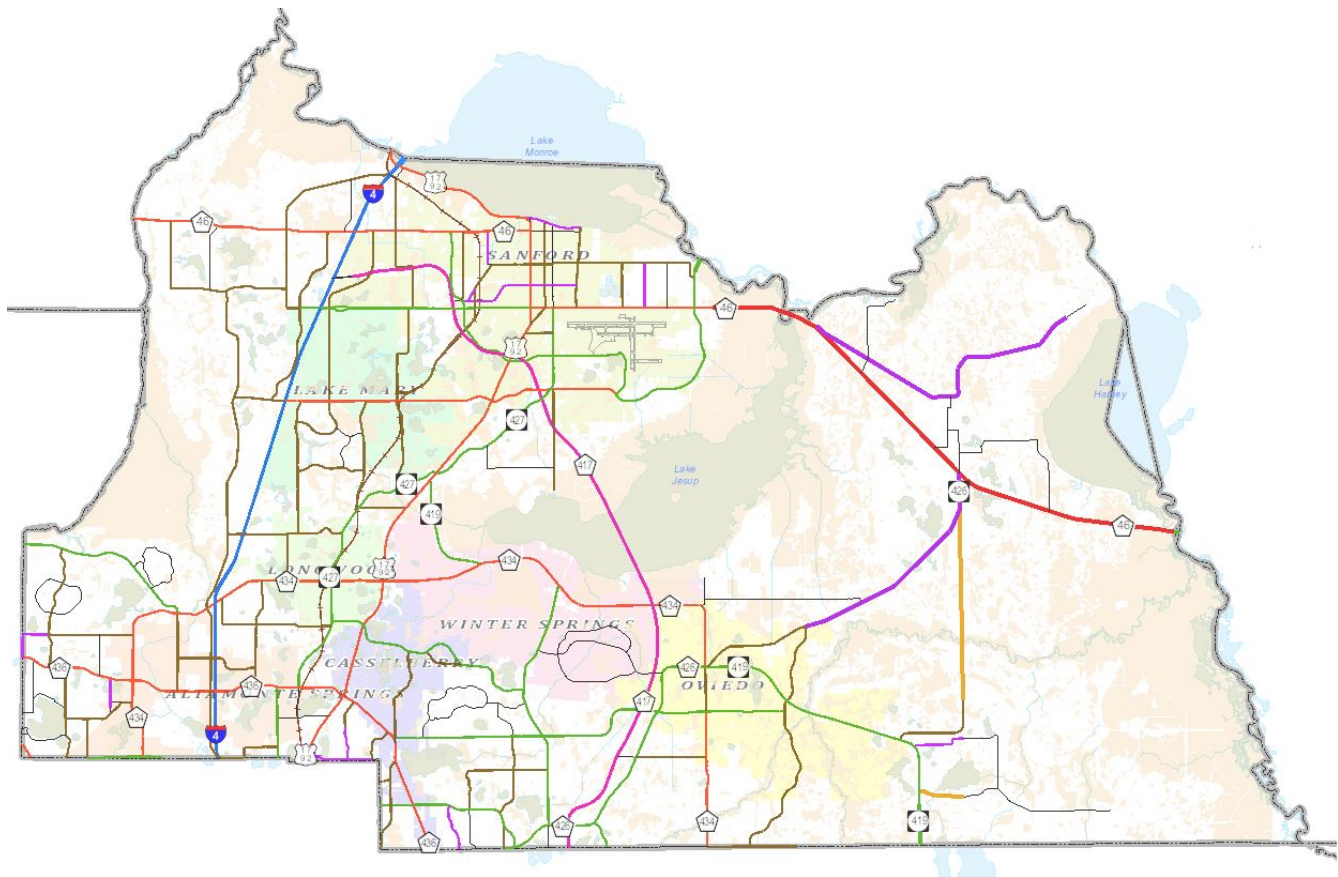
LOCATION AND TOPOGRAPHY (CONTINUED)

Seminole County was split from neighboring Orange County by the Florida Legislature on April 25, 1913, and became the 50th county in the State. The County consists of seven incorporated areas and five unincorporated villages within its 344 square miles (includes water bodies). Seminole County's location between Volusia County and Orange County has made it one of the fastest growing in Florida. The scenic Wekiva River, flowing north to the St. Johns River, defines the western boundary of the County. The northern portion of the County forms the Greater Orlando Metropolitan District with its boundary on Lake Monroe. The historic St. Johns River flows north along the County's eastern boundary, through Lake Harney, past Lake Jesup and through Lake Monroe. Surrounding counties are Volusia, Orange, Lake and Brevard. The County seat is the City of Sanford, which is located in the northern part of the County on the shores of Lake Monroe.

Seminole County is located in Central Florida within easy driving distance to downtown Orlando and attractions such as Disney World, Universal Studios, Epcot, Sea World, Daytona Beach and the Kennedy Space Center. It is home to the Central Florida Zoological Park (located in Sanford), a greyhound racing park, and a jai-alai fronton.

Many of Seminole County's natural assets are water-related. In addition to three major lakes, the St. Johns River, Big Econlockhatchee River, and the spring fed Wekiva and Little Wekiva Rivers, Seminole residents enjoy the visual and recreational pleasure of nearly 200 smaller lakes scattered throughout the County.

Seminole County's location provides for a climate that has an average high temperature in July of 92 degrees, an average low temperature in January of 49 degrees.



SEMINOLE COUNTY GOVERNMENT ORGANIZATION

Structure of County Government

The 1868 Florida Constitution established the structure of County government. One hundred years later, the 1968 Revision of the Florida Constitution made virtually no change to that structure. The Constitution provided for a Board of County Commissioners whose primary responsibility was to provide roads and levy the necessary taxes to fund County government.

Although most county governments in Florida today have the same structure described in the 1868 Constitution, the mission of County government has changed dramatically in the ensuing century. Where once the primary responsibility of County government was to provide roads, fire protection services, and fund law enforcement, it must now deal with issues such as comprehensive planning, environmental protection, library operations, natural lands preservation, parks and recreation improvements, impact fees, water and sewer utilities, bond issues, solid waste management, low income assistance and management of information systems.

“Home Rule” County Charter

The Florida Constitution provides for “home rule” county charter government when approved by the voters by referendum. Under the “home rule” charter, the organization and authority of county government is decided by the local citizens rather than being dependent on the Florida Legislature. The voters decide by local referendum what County government organization will be most responsive to their needs. Charter government enables the County to adopt laws without the need for prior authorization by the Legislature in Tallahassee. Seminole County voters approved a charter form of county government effective November 8, 1988.

The charter provides for enhanced citizen participation and control of the governmental process through petition and referendum amendments to the “home rule” constitution, the repeal or initiation of new ordinances, and recall of County officials. A County Manager, appointed by the Board of County Commissioners as the Chief Executive Officer of the County, assures the execution of all ordinances, resolutions, and orders of the Board of County Commissioners, and all laws of the State which are subject to enforcement by the County Manager, or by officers who are subject under the charter to the Manager’s direction and supervision. In addition, the County Manager is directly responsible for the administration and operation of all of the departments under the Board, and execution of all Board policies. The administrative departments, under the direction of the County Manager, provide the many services of

the County. An administrative code detailing all of the County’s regulations, policies, and procedures is also a requirement of the charter.

The County is served by a Board of Commissioners, with five members, each representing one of the County’s five districts. Elected by the County at large, each serves a four-year term and the terms are staggered. Other elected County offices are: Clerk of the Circuit Court, Supervisor of Elections, Property Appraiser, Tax Collector, Sheriff, County Court Judges and Circuit Court Judges.

By law, the Board must establish boundaries for the five districts within the County at least every ten years – after the official United States Census has been completed. However, the Board, at its discretion, may redraw the boundaries following state and federal requirements at any time it determines inequities exist. The intent is to make the districts as equal in population as possible.

Annually, the Board elects one of their members as Chairman. The Chairman presides over all meetings, signs all legal documents, and appoints Commissioners to various committees. The Chairman is the official representative of the Board and retains a vote on all items and issues.



SEMINOLE COUNTY AT A GLANCE

A CENTURY OF SUCCESS

Seminole County turned 100 years old on April 25, 2013. The centennial benchmark was commemorated with a 100-day celebration that highlighted five of the County's points of pride. The centennial event focused on Agriculture, Education, Historic Preservation, Quality of Life, and Transportation here in Seminole County and was designed to celebrate our heritage while embracing our future.



Median Home Price

2015	2016	Change
\$ 180,000	\$ 207,000	+ 15.0%

Source: Orlando Regional Realtor Association

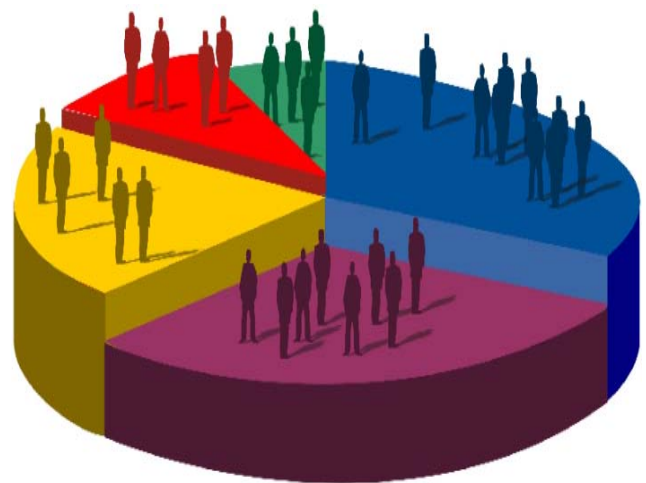
HOUSING

Seminole County has been able to retain its residential community characteristics despite being one of the fastest growing areas in the State of Florida. Traditional estate homes on oversized lots, contemporary subdivision and patio homes, and multi-family condominium and apartment complexes provide much of the housing in Seminole County. Most of the developments are strategically located close to shopping, churches, schools and parks. Numerous lakes and waterways offer a wide variety of additional recreational and aesthetic amenities.

POPULATION AND AGE DEMOGRAPHICS

Seminole County is the 13th most populous county in Florida and makes up approximately 2.2% of the state's total population. The 2016 population for Seminole County is estimated at **449,124**, which is a 6.2% increase over 2010. The population is expected to increase another 5.7% by 2020, highlighting the fact that Seminole County is viewed as an attractive place to live and is still growing. As of 2016, 14.2% of the county's population was 65 years or older compared to 18.9% for the State of Florida and 21.9% of the county's population was under 18 years of age compared to 20.7% of the State of Florida.

The estimated populations for the seven municipalities are: Sanford (57,248), Altamonte Springs (43,905), Oviedo (37,128), Winter Springs (36,156), Casselberry (27,786), Lake Mary (16,119), and Longwood (14,897).



SEMINOLE COUNTY AT A GLANCE

TRANSPORTATION

In the Spring of 2014, SunRail opened in Central Florida, providing commuter rail service with four stops in Seminole County. This exciting new travel choice helps citizens and visitors save money on fuel while commuting throughout the County.



Interstate 4 provides the main North/South corridor through Seminole County. It connects to Interstate 95 in adjoining Volusia County and is a direct route to the downtown Orlando area, Orange County and Florida's turnpike to the south. Highway 417 (Seminoleway) is a beltway around Orlando. The eastern and southern part of this road connects the City of Sanford, the Orlando International Airport and Disney World. Highways 17 and 92 running from north to south through the County also provide important transportation links to other areas of Florida. State Highway 46 provides a major east to west link between the City of Sanford and the east coast of Florida and connects to Highway 441.

Domestic, international, charter passenger service and worldwide air freight services are easily accessible and are provided by Orlando/Sanford Airport in Sanford, Orlando Executive Airport in Orlando, and the Deland Municipal Airport in Volusia County.

Bus service is provided within the regional metro area by the Central Florida Regional Transportation Authority (LYNX), which regularly connects Sanford and all other developed areas of south Seminole County with the City of Orlando. Greyhound Bus Lines also provides regularly scheduled service between Sanford and other destinations in Florida and the United States. CSX Transportation, Inc. provides rail service for freight delivery and Amtrak maintains a passenger depot and the southern terminus of Auto Train service within the City of Sanford.

MEDICAL FACILITIES

Medical facilities are provided by Florida Hospital-Altamonte, which is part of the Seventh Day Adventist Sunbelt Health System affiliated with Florida Hospital located in Orlando; the South Seminole Hospital located in Longwood; and the Central Florida Regional Hospital located in Sanford. As a result of the easy commute between the County and the cities of Orlando and Daytona Beach, numerous additional hospital facilities offering high degrees of specialization are also available within the metro area. Additionally, the Seminole County Health Department offers a multitude of medical services to the citizens of Seminole County.



SEMINOLE COUNTY AT A GLANCE

EDUCATION

Seminole County Schools are renowned for excellence. The district has received an A rating every year since 1999 and almost 90% of all Seminole County public schools earned an A or B rating over this period. For the past 38 years, SAT scores in Seminole County have consistently exceeded state and national averages. Seminole County Public Schools received the College Board's Advanced Placement Honor Roll for two consecutive years, one of only three districts nationwide to receive this honor.



The Seminole County Public School District ranks 1st in Science, Technology, Engineering and Math education (STEM) and 7th in graduation rate among Florida's 67 school districts.

Higher education opportunities are available within the county at Seminole State College, a fully accredited state supported co-educational college. In addition to an Associate of Arts Degree, Seminole State College began offering its first baccalaureate degree, a Bachelor of Applied Science in Interior Design, in January 2009. There are currently 6 baccalaureate degree programs being offered.

The University of Central Florida (UCF) is located in Orange County, adjacent to the Seminole County line. UCF offers more than 95 baccalaureate degree programs, 86 masters programs, 77 Graduate Certificates, 31 doctoral programs, 3 specialist programs, and a Professional Medicine Program. In addition, Stetson University in Deland and Rollins College in Winter Park, provide private college education in the area.

95% of the population aged 25 years or older have earned a high school diploma or higher and 35% of the population aged 25 years or older have earned a Bachelor's degree or higher.



MEDIA SERVICES

Seminole County is serviced by one daily newspaper, The Orlando Sentinel, and by the Seminole Herald, Oviedo Voice, Seminole Chronicle, Orlando Business Journal and other magazines. The area is served by 26 AM and 18 FM radio stations as well as 19 area television stations including public broadcasting, 24-hour cable news and Spanish language stations.

SEMINOLE COUNTY AT A GLANCE

EMPLOYERS

The top 10 private employers in Seminole County employed a total of 10,883 people in 2016. These companies provide a wide array of services, including Financial, Software, Healthcare, Courier, Technology, Telecommunications, and Consulting.

The Education & Health Services (18.0%), Professional & Business Services (17.8%), and Retail Trade (15.9%) sectors represent more than half the employment in Seminole County. The per capita income is \$30,940 and the median household income is \$57,538.

2016 Top 10 Seminole County Private Employers

Company	Business Type	Employees
Chase Bankcard Services	Financial Services	1,842
Convergys	Software	1,750
Central Florida Regional Hospital	Healthcare	1,038
United Parcel Service	Courier	1,019
Deloitte Consulting	Information Technology	1,000
Mitsubishi Hitachi Power Systems	Industrial Technology	932
Verizon Corp. Resources Group	Telecommunications	924
Greenberg Dental Associates	Healthcare	880
Veritas	Information Technology	782
HF Management Services LLC	Management Consulting	716



PUBLIC SERVICES

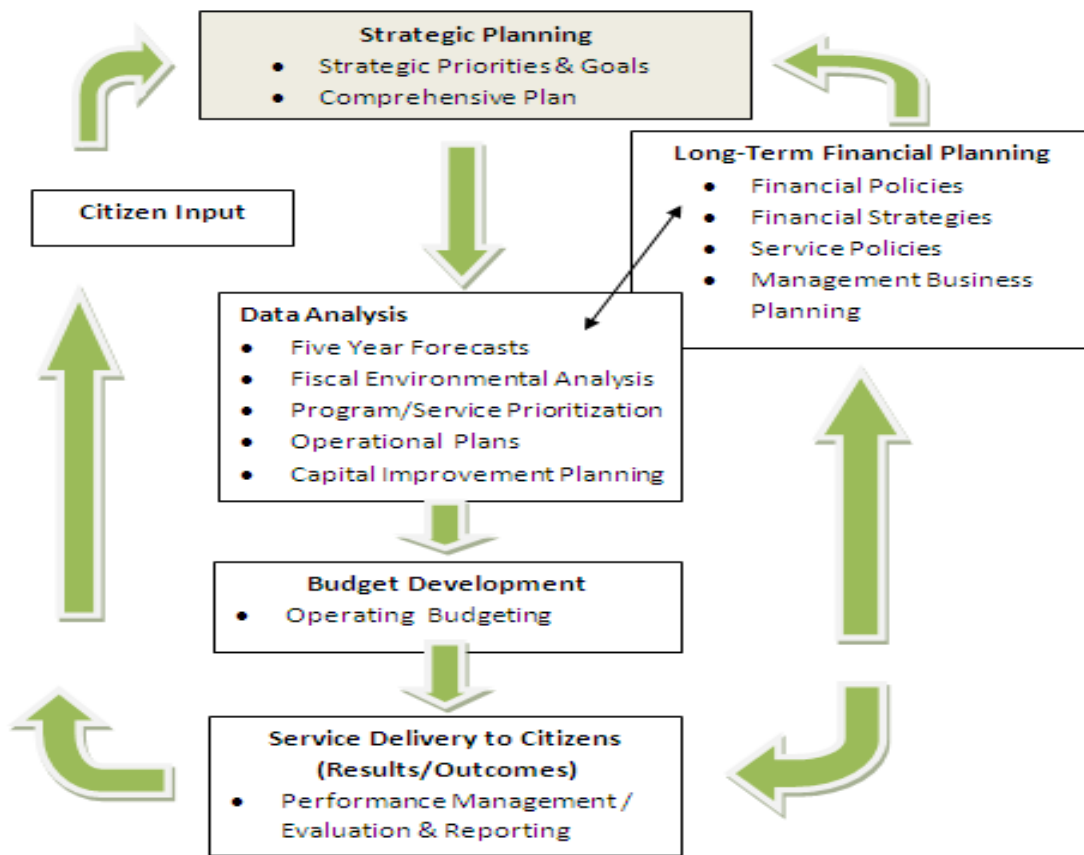
The County provides a wide range of services including law enforcement, judicial services, fire protection, conservation and resource management, five County branch libraries, health and welfare facilities, historical museums, parks and recreation facilities, economic development and tourism promotion, planning and zoning, transportation, and general administrative services.

STRATEGIC PLANNING

Introduction

The development of a long-term fiscal plan provides the County with a comprehensive financial perspective that addresses issues of major concern while focusing on providing a consistent level of services to its citizens within the constraints of available resources and future fiscal sustainability. The County updates its fiscal plan on an annual basis integrating forecasting, organizational planning, budgeting, and citizenry demand for services.

The following flow chart illustrates how long-term planning is linked to other County processes and identifies the tools required to effectively achieve desired results. The foundation for long-range analysis and decision-making is based largely on two key components: citizen input and the impact of our ever-changing fiscal environment.



The presentation of financial forecasts, program/service prioritization, and operational plans provide the Board with relevant information in determining service priorities for Seminole County citizens. These priorities are used to create countywide goals, which provide the framework for departmental objectives and identifying appropriate service levels. The end result of this process is demonstrated through the annual budgetary allocation of resources to the government service areas deemed most valuable by the citizens.

The County continually reviews its policies and strategies to maximize the use of available resources and provide management with a mechanism to ensure long-term financial stability and quality service delivery to the community. The goal is the application of consistent fiscal methodology for budget development, fund balance usage, capital improvement planning, service-level preferences, and efficient resource management through fiscal accountability.

STRATEGIC PLANNING

Community Input

Citizen input ensures that resources are applied to the services citizens desire most. The following methods promote maximum participation:

- ✓ Surveys provide information on how programs and services are viewed by the Community (importance/value/quality).
- ✓ Utilization of the internet and local newspapers to facilitate dissemination of county related information.
- ✓ Public meetings are scheduled and sections of the Board's regular agenda meeting are reserved for public input from the citizens.

Five-Year Forecasts

The five year projection of revenues, expenditures, and fund balance for major funds provides a perspective of the county's fiscal health.

- ✓ Forecasts are developed based on an analysis of current and proposed economic, legislative, and fiscal impacts to the state and local community.
- ✓ Forecasts are updated and presented to the Board semi-annually or as conditions require notification, in response to changes in the fiscal environment.

Program/Service Prioritization and Operational Plans

Evaluating operational resource requirements at the program level achieves greater operational efficiencies.

- ✓ Departments are required to demonstrate a maximized use of resources; providing efficiencies while assessing program effectiveness.
- ✓ Each department prioritizes the programs and services it provides to the citizens of Seminole County and identifies levels of service.
- ✓ Departments present operational plans or long-term challenges to the Board based on future legislative impacts and resource limitations.

Capital Improvements Planning

Assessing public infrastructure needs are a critical component of long-term fiscal planning as most improvements require funding over multiple years. A long-term perspective provides a forum for discussing funding strategies and priorities for construction and maintenance.

- ✓ The Capital Improvements Program provides a five year planning focus for infrastructure needs as well as funding strategies.
- ✓ Analysis is provided annually to identify total funding costs inclusive of ongoing operating costs.

FISCAL POLICIES

The County's formal Fiscal Policies can be found within the Administrative Code, approved by the County Commissioners. The Administrative Code can be found on the County's internet site at http://www.seminolecountyfl.gov/ca/admin_code/index. The following sections summarize the fiscal policies contained within the Administrative Code.

BUDGET EXECUTION AND AMENDMENT

The *Budget Execution and Amendment Policy* is contained within the Seminole County Administrative Code, Section 22.5(I). According to the Budget Execution and Amendment policy, expenditures are checked against the budget at the object classification level, within specific business units.

An account object is defined based upon the State of Florida, Department of Financial Services' Uniform Account System¹ as follows: Personal Services, Operating Expenditures /Expenses, Internal Charges, Capital Outlay, Debt Service, Grants and Aids, Other Uses. Accordingly, although the budget is established at the sub-object level (i.e. Contracted Services, Repairs and Maintenance, etc.), it is checked at the object classification level (i.e. Operating Expenditures/Expenses). If the total budget for Operating Expenditures/Expenses is greater than the total expenditures for the total sub-objects contained within Operating Expenditures/Expenses, then the expenditures for a specific sub-object may exceed the budgeted amount.

A business unit is an internally established cost center established to monitor and track costs related to a specific program or service. A business unit is contained within a single Fund, Department, Division, and Program. However, a single Fund, Department, Division, and Program may contain multiple business units. Accordingly, the budget established for the North Branch Library Circulation Business Unit cannot be utilized for expenditures of the North

Branch Library Information Business Unit, although both are General Fund supported and within the same department/division/program.

The Budget may be amended or adjusted by either the Board of County Commissioners or the County Manager. In accordance with Florida Statutes, only the Board of County Commissioners can amend the budget if the amendment changes the budgeted revenues for a specific fund, changes the amount of budgeted reserves for a specific fund, or changes the total appropriations of a fund. The Board of County Commissioners has delegated the authority to the County Manager to adjust the budget in certain cases as long as the change to the budget does not alter or amend the approved work plan. The Board of County Commissioners has not delegated the authority to change the budget in order to amend the approved list of capital equipment purchases, the addition/deletion of permanent staffing positions, creation of a new project or the elimination of an existing project, or other changes to the budget not specifically identified as delegated to the County Manager.

Budget amendments which are to be approved by the Board of County Commissioners are included as part of the published agenda of a public Board of County Commissioner's meeting². Budget amendments to be approved by the County Manager are executed during the normal course of business. A report of such changes is presented to the Board of County Commissioners on a regular basis at a public Board of County Commissioner's meeting as an informational item.

¹ This document can be found at <http://www.myfloridacfo.com/Division/AA/LocalGovernments/default.htm>

² Agendas of recent and upcoming meetings are available at <http://www.seminolecounty.legistar.com/Calendar.aspx>

FISCAL POLICIES

FUND BALANCE

Fund balance represents the excess of a fund's current assets over its current liabilities. For accounting purposes, fund balance is calculated as of year-end and is based on the difference between actual revenues and expenditures for the fiscal year. If revenues exceed expenditures, fund balance is positive and carries forward as revenue to the following year. If expenditures exceed revenues, any existing fund balance from a prior year is reduced. A study of changes in fund balances can indicate financial trends and fiscal health. Extreme quantities of fund balances or large fluctuations may indicate possible policy adjustments by the governing body or changes in budget procedures.

The fund balance policy establishes a target unreserved/undesignated fund balance level for individual operating funds of the County. This policy is intended to assist the County in maintaining an adequate level of fund balance to mitigate current and future risks (e.g., revenue shortfalls and unanticipated expenditures), to ensure stable tax rates, and to respond to emergency situations. Adequate reserve levels are a necessary component of the County's overall financial management strategy; as well as a key factor in external agencies' measurement of the County's financial strength.

Unreserved/undesignated fund balance ranges are established for individual County funds whose operating expenditures are for tax-supported services. The range set for each fund is based on the predictability of revenues, volatility of expenditures, and liquidity requirements. Established levels should be reviewed on an annual basis to ensure sufficiency.

In calculating the ratio of the unreserved/undesignated fund balance to estimated operating revenues, the fund balance from the latest audited financial statements shall be compared with the budgetary operating expenditures for that fund in effect when the

financial statements are released. In essence this will mean the current year budgeted operating revenues will be compared with the prior year's unreserved/undesignated fund balance. The unreserved/undesignated fund balance level for the General Fund, Transportation Trust Fund and Fire Fund shall be maintained in the range of 5% to 10% of operating revenues. Following is a table providing the last two years of unreserved/undesignated fund balance percentage of operating revenue.

DEBT MANAGEMENT

Debt is an obligation resulting from the borrowing of money or from the purchase of goods and services. The Debt Management Policy establishes parameters and guidelines governing the issuance, management, reporting and continuing evaluation of all debt obligations issued by Seminole County. The Policy serves as a tool to guide the County in evaluating the impact of each debt issuance on the County's overall financial position and credit quality; helping to ensure that debt issued is prudent and affordable. The Policy is designed to improve the quality of decisions, provide standards for the structure of debt issuance, identify goals and demonstrate the County's commitment to long-term financial planning, including the County's capital improvement plan.

The County will consider and evaluate debt issuance to pay for capital asset acquisition, construction, replacement or improvement. In general, debt is not considered an acceptable means to fund current operations (including ongoing capital asset maintenance and periodic replacement and renewal); however, in limited cases where there is a reasonable certainty that a known source of revenue will be received to repay the debt or where there is a clear financial emergency that was not anticipated, debt may be deemed appropriate.

The County is guided by three principles in selecting a funding source for capital:

FISCAL POLICIES

- Equity – when appropriate, the beneficiaries will pay for the capital.
- Effectiveness – the County will evaluate the use of funding sources to ensure resources are utilized in the most effective manner
- Efficiency – the County will select financing techniques that provide for the lowest total cost consistent with acceptable risk factors

The County may issue General Obligation Debt only upon approval of the voters after a general election as required by Florida law. The County may issue debt secured by non-ad valorem revenues if pledged revenues shall be sufficient to maintain required debt service coverage or if financial forecasts indicate that no operating transfers from the general fund are required to repay the debt. The County may issue short term debt when it is determined to be the most beneficial way to provide for immediate needs, or it provides an interest advantage by delaying the issuance of long term debt. The County may participate in debt pools or low interest rate loans if it is financially beneficial. The County may enter into lease-purchase agreements for the acquisition of capital equipment when it is advantageous to an outright purchase. The County will consider inter-fund borrowings on a case-by-case basis, and only when planned expenditures in the fund originating the loan would not be affected. The County may sponsor conduit debt for activities that have a general public purpose and are consistent with the County's overall service and policy objectives.

Debt shall only be issued if an objective analytical approach indicates that the County has the capacity to repay the debt without significantly limiting future operations.

Debt will be structured to achieve the lowest possible net cost to the County given economic and financial conditions at the time of the sale, the urgency of the project, and the nature and type of security provided. The County will

normally structure debt with fixed interest rates and level debt service in order to maintain a stable debt service load. Debt will be structured for the shortest period consistent with a fair allocation of costs to beneficiaries or users. Generally, the debt maturity should not exceed the estimated useful life of the asset acquired using the debt proceeds or thirty years, whichever is shorter.

The County may issue debt obligations structured to fund interest and/or principal payments during the construction period of the related project if circumstances indicate this is the most advantageous method of funding.

Letters of credit, bond insurance, or other vehicles which improve the credit quality of the underlying debt may be used when the net debt service is reduced by more than the costs of the enhancement.

The County will sell its debt utilizing the method of sale that is likely to achieve the lowest cost of borrowing. The County will consider refunding outstanding debt when the net present value savings of the new debt issuance when compared to the existing debt is at least 3%.

INVESTMENTS

This investment policy applies to all financial assets held by or for the benefit of the Board of County Commissioners (the "Board") of Seminole County (the "County") by the Seminole County Clerk of the Circuit Court (Clerk) acting in the capacity as Clerk and the Chief Financial Officer to the County. This policy does not include the Financial assets held individually or under the control of any of the Constitutional Officers of Seminole County until such time that control of such funds pass to the County.

Investments of the County are subject to Chapter 218, Part IV, Florida Statutes. This policy is established pursuant to and shall conform to the provisions of Section 218.415,

FISCAL POLICIES

Florida Statutes, as it may be amended, Resolution 95-R-237, and by Resolution 2008-R-211. The proceeds of certain bond issues may be further limited or expanded by their respective bond resolutions or covenants and shall not be considered to be in conflict with this investment policy.

The County shall strive to achieve with each investment opportunity, the objectives, in order of priority:

- (1) Safety – The primary objective of the County’s investment activities is the protection and preservation of the investment capital.
- (2) Liquidity – The County’s investment strategy will provide sufficient liquidity to meet cash flow requirements by utilizing marketable securities with structured maturities.
- (3) Investment Income – The County will strive to invest the public funds to maximize the return on the portfolio but will minimize investment risk.

The portfolio’s weighted-average yield will be compared to established benchmarks each quarter with both a data table and corresponding graph presented to the Board. The benchmarks that shall be used are the average yield on the 6-month and 12-month Constant Maturity Treasury (CMT) indices during the prior quarter’s reporting period. The benchmark is intended to serve as an indication of general market yield and will establish *a clear frame of reference and understanding* for the County’s investment performance. It is not intended as a hurdle that the County must meet, as this practice may encourage undue risk during periods of rapidly rising interest rates.

3.35 - 2

A portfolio report from the Clerk shall be provided each month to the Board, appropriate

County management staff, and any other interested parties. The report shall include, but not be limited to, the following:

Name of the Security
Cost of the Security
Market Value
Date of Purchase
Date of Maturity
Coupon Rate
Yield to Maturity
Accrued Interest
Portfolio Diversification Ratios

Mortgage pass-through investments will be categorized by stated maturity, estimated maturity, or average life. The Board shall be notified immediately upon any deviation from the currently approved investment policies.

The standard of prudence to be used by investment officials shall be the “prudent person rule” and shall be applied in the context of managing an overall portfolio. Investment officers, or persons performing the investment functions acting in accordance with written policies and procedures, and exercising due diligence shall be relieved of personal responsibility for an individual security’s credit risk or market price changes, provided deviations from expectations are reported in a timely fashion and appropriate action is taken to control adverse developments.

The “prudent person” standard is herein understood to mean the following: Investment shall be made with judgment and care under circumstances then prevailing, which persons of prudence, discretion and intelligence exercise in the management of their own affairs, not for speculation, but for investment considering the probable safety of their capital as well as the probable income to be derived.

The Clerk shall purchase or sell investment securities at prevailing market rates except for

FISCAL POLICIES

investments such as Guaranteed Investment Contracts (GICs) or Flex Repurchase Agreements (Repos) involving bond proceeds for which the Board's authorization and approval shall be separately provided for in the bond sale and authorization documents. Authorized Investments shall consist of the following:

- (1) The Local Government Surplus Funds Trust Fund, The State Investment Pool administrated by the State Board of Administration (SBA). 3.35 - 3
- (2) Money Market Funds – Securities and Exchange Commission (SEC) registered, AAA-rated money market funds offered by prospectus with permitted investments limited to government securities and repurchase agreements backed by government securities.
- (3) U. S. Treasuries – direct obligations of, or obligations the principal and interest is unconditionally guaranteed by the United States Government. Such securities will include, but not be limited to, Treasury Bills, Treasury Notes, Treasury Bonds, and Treasury Strip Coupons (Zeros).
- (4) Federal Agencies – bonds, debentures, notes or other evidence of indebtedness issued or guaranteed by the United States Government. Such agencies will include the Farmers Home Administration, Federal Housing Administration, Federal Financing Bank, Governmental National Mortgage Association (Ginnie Mae), Tennessee Valley Authority (TVA), and the Department of Veteran Affairs (VA).
- (5) Federal Instrumentalities – bonds, debentures, and other evidence of indebtedness issued or guaranteed by the issuing entity itself. Issuers shall

include, but are not limited to, the Federal Farm Credit Bank (FFCB), the Federal Home Loan Bank (FHLB), the Federal National Mortgage Association (Fannie Mae), and the Federal Home Loan Mortgage Cooperation (Freddie Mac).

- (6) Time deposits, savings accounts, and non-negotiable Certificates of Deposit issued by qualified banks or savings banks under the Florida Security for Public Deposits Act, Chapter 280, Florida Statutes, and doing business and situated in the State.
- (7) Guaranteed Investment Contracts (GICs) and Repurchase Agreements (Repos) – Any investment in a GIC or Repo shall be done with providers that are Primary Dealers with a credit rating of A or better from S&P or Moody's, or other financial institutions rated "AA" by S&P or "Aa" by Moody's. Repurchase agreements shall include both overnight and term repurchase agreements to be priced daily, as well as flexible repurchase agreements ("flex repos") which are authorized solely for the investment of bond proceeds. The maturities of the Guaranteed Investment Contracts and Flex Repos shall correspond to the County's cash flow forecasts on the specific bond issue. Required collateral shall be maintained at a minimum of 102% of the outstanding balance of the contract or agreement along with accrued interest and shall be limited to securities authorized within this policy. Collateral shall be held with a third-party safekeeping agent and registered in the name of the County.

All GIC and Flex Repo Investments must be competitively bid and fully documented to the extent required by

FISCAL POLICIES

Federal regulations. The investment of bond proceeds into a GIC or Flex Repo must be approved by the Board prior to initiating the bid process. 3.35 - 4

- (8) Mortgage-backed securities (MBS) issued by Fannie Mae, Freddie Mac and Ginnie Mae: limited to pass-through pools and balloons. Private label pools, whole loans and Collateralized Mortgage Obligations (CMOs) are not permitted.
- (9) Any non-permitted investment currently held in the County’s portfolio at the adoption of this policy may continue to be held to maturity or timely, subsequent sale.

The investment portfolio shall be structured in such a manner to match investment maturities with cash needs as they come due. Liquidity and maturity consideration are as follows:

- (1) Current operating funds will be matched with anticipated cash flow needs and will be kept in relatively short-term investments. These short-term investments will include the depository bank, money market funds, the State Board of Administration (SBA) pool, repurchase agreements, federal agencies and instrumentalities and U. S. Treasuries with maturities of one (1) year or less.

Bond proceeds and other restricted capital funds will be invested to match the projected cash flow needs in accordance with bond covenants, construction contracts and other capital plans. The Clerk may exceed maximum maturities when deemed beneficial with Board authorization.

The County’s total portfolio may contain investments with stated

maturities of thirty (30) years or less but the average or estimated life of the portfolio shall not exceed five (5) years (60 months).

Revenue flows and anticipated cash inflows will be analyzed and considered in the investment decision. To optimize funds as well as insure sufficient liquidity the County will provide the Clerk with cash flow forecasts reflecting the amount needed to remain liquid to meet disbursement obligations. The cash flow forecasts will reflect an estimate of cash receipts and disbursements by quarter for a rolling two-year period, as well as identify core funds or those funds available for longer-term investing.

- (2) Maximum Maturity on Securities.

<u>Security</u>	<u>Maturity Limit</u>
State Board of Administration	N/A
Money Market Funds	N/A
U.S. Treasuries	5 years
Federal Agencies and Federal Instrumentalities	5 years
Certificates of Deposit	1 year
Term Repurchase Agreements	30 days
Mortgage Backed Securities	30 years

To allow for the efficient and effective placement of bond sale proceeds, the limit on repurchase agreements may be exceeded for five (5) business days following the receipt of the bond proceeds.

- (3) Portfolio Activity and Maturity Management. The investment philosophy of the County is to “buy and hold” but the maturity composition of the portfolio and the general economic conditions will be evaluated to determine if a replacement investment would be advantageous. Accounting losses may be incurred in this situation if an economic gain is achieved. The

FISCAL POLICIES

portfolio maturity may be shortened or extended dependent on interest rate projections or the portfolio quality may be improved by reducing the maturity or risk of a security.

Prudent investing necessitates that the portfolio be diversified as to instruments and dealers. The following maximum limits are guidelines established for diversification by investment type.

<u>Security Type</u>	<u>Portfolio Limitations</u>
State Board of Administration	50 percent
Money Market Funds	100 percent
U.S. Treasuries	100 percent
U.S. Treasury Strip Coupons (Zeros)	5 percent
Federal Agencies and Federal Instrumentalities	80 percent
Certificates of Deposit	20 percent
Term Repurchase Agreements	10 percent
Mortgage Backed Securities	30 percent

Leveraged investments or agreements prohibited.

Bond proceeds shall be invested in accordance with the covenants in the governing resolution, indenture and related issuance documents. All GICs and Flex Repos comprised of bond proceeds shall be excluded from the portfolio composition limits in subsection (1), above, when calculating percentages to test portfolio issues.

Assets held shall be diversified to control the risk of loss resulting from the over concentration of assets in a specific maturity, issuer, instrument, dealer, or bank. Diversification strategies within established guidelines shall be reviewed and revised periodically by the appropriate management staff.

The Clerk, and any investment officers designated by the Clerk to perform the investment functions in accordance with these written policies and procedures, are required to annually complete eight (8) hours of continuing

education in subject courses of study related to investment practices and products. 3.35 - 6

It is the policy of the County to purchase securities only from those broker/dealers or financial institutions included on the Clerk's approved list.

A listing of the Qualified Public Depositories is available on a quarterly basis from the *Florida Administrative Weekly*. All financial institutions will be included on the approved list if they have been designated a Qualified Public Depository as determined by the State of Florida and State Statutes.

In addition, the list may include primary government security dealers and regional brokers and dealers that qualify under the Securities & Exchange Commission Rule 15C3-1 (Uniform net capital rule) and are registered to do business in the state of Florida.

All approved broker/dealers will acknowledge in writing that they have received a copy, read, and concur with the County's investment policy.

The approved list shall be presented to the Board on an annual basis for information and disclosure purposes.

The Clerk will execute a third-party custodial and safekeeping agreement with the County's depository bank. All securities purchased and/or collateral obtained shall be properly designated as an asset of the County and held in safekeeping. No withdrawal of such securities, in whole or part, shall be made from safekeeping except as authorized by the Clerk. The third-party custodial safekeeping agreement shall include letters of authority from the Clerk; details as to responsibilities of each party; notification of security purchases, sales delivery, repurchase agreements, wire transfers, safekeeping and transaction costs; and procedures in case of wire failure or other

FISCAL POLICIES

unforeseen mishaps, including the liability of each party.

The Clerk will require all approved institutions and dealers transacting repurchase agreements to execute and perform as stated in the Master Repurchase Agreement.

The Clerk shall determine the approximate maturity date(s) based on cash flow needs, market conditions and portfolio analysis and select one or more optimal types of investments. A minimum of three (3) qualified banks and/or dealers will be contacted and asked to provide bids.

- (1) Bids will be held in confidence until the best bid is determined and awarded.
- (2) Documentation will be retained for all bids, with winning bid clearly identified. 3.35 - 7
- (3) If the maturing investment is a certificate of deposit, and the depository institution has performed to the satisfaction of the County, that depository institution shall be asked to submit a competitive bid, and that bid shall be equal to or greater than competing bids in order to retain funds.
- (4) If the highest bid is not selected, the reasons for that decision will be clearly documented on the bid forms.
- (5) In the event that a broker/dealer or financial institution initiates and proposes a security swap that provides a financial advantage to the County, the Clerk may bypass obtaining bids from competing dealers provided that the Clerk can verify fair market value was obtained.
- (6) In certain circumstances, when the Clerk believes an investment security with

exceptional value in the market will not be available for the time it would take to receive additional bids, it may be purchased without obtaining the required three bids, *provided that fair market value can be established*. Fair market value may be established by showing a similar security that is being offered in the market at the same time.

The Clerk shall exercise and monitor a set of internal controls to be conducted through the County Finance Director. Said controls are designed to protect the County's fund and ensure the proper accounting and reporting of investment transactions. Written procedures shall be maintained. Such controls shall consist for the following:

- (1) All securities purchased or sold will be transferred only under the "delivery versus payment" (DVP) method to ensure that the funds or securities are not released until all criteria related to the specific transaction have been met.
- (2) The Clerk is authorized to accept on behalf of the County, trust receipts or confirmations as evidence of the actual delivery of the obligation or security in return for the payment of the investment.
- (3) Trust receipts or confirmations shall fully describe the various securities held. The receipt or confirmation shall state that the investment is held in the County's name.
- (4) Telephone or wire transfer transaction will be confirmed by subsequent written documentation.
- (5) There will be adequate separation of duties with a clear delegation of authority among investment personnel.

FISCAL POLICIES

- (6) Custodial safekeeping will be properly utilized. 3.35 - 8
- (7) Operational reviews, performance evaluations and interim and annual reporting shall be completed by the Clerk.
- (8) The Clerk will not take physical possession of any security or investment.
- (9) There shall be specific limitations regarding securities losses and remedial action shall be taken as soon as possible.
- (10) A wire transfer agreement with the custodial bank outlining the various controls and security provisions for making and receiving wire transfers will be established.
- (11) Collusion is Prohibited.
- (12) Written dealer confirmation and monthly and/or quarterly custodial account statements will be maintained.
- (13) All daily investment activity will be coordinated and reviewed by the Revenue Supervisor or the Assistant Finance Director and the Finance Director. Investments are under the direct control of the Finance Director and the Clerk. In the absence of the Finance Director and the Clerk, investment activity must be approved by the Revenue Supervisor and the Assistant Finance Director and later approved by the Finance Director or the Clerk.
- (14) The following positions are designated by the Clerk as having the authority to initiate all investment activities:

- (a) Clerk of the Circuit Court
- (b) Finance Director
- (c) Assistant Finance Director
- (d) Revenue Supervisor
- (e) All other designees at the discretion of the Clerk

(15) Periodic training and educational opportunities in investment and related subjects will be provided and made available to appropriate investment personnel.

(15) Additional internal controls may be established by the Clerk.

CHANGES TO FINANCIAL POLICIES

The Resource Management Department continuously reviews existing Financial Policies. It is anticipated that revisions to the existing policies will be proposed and brought forward to the Board of County Commissioners during a regularly scheduled meeting for discussion and action. If any changes to the policies are approved by the Board of County Commissioners, the updated policies will be included in the County's Administrative Code (Section 22.5) which can be viewed online.



LONG TERM FINANCIAL PLANNING

In order to continue to meet the needs of the citizens of Seminole County, the Board of County Commissioners has implemented a variety of financial strategies to better position itself fiscally for managing future economic trends and revenue growth fluctuations.



Long-term financial planning is used to promote fiscal sustainability by focusing on strategies that emphasize the structural balancing of revenues and expenditures with minimal reliance on reserves.

This process has enabled Seminole County to maintain a sound financial position despite the challenges of our economy and the orced on local governments. Currently, major countywide revenues and strategic spending has virtually eliminated the budget deficits created by the economic recession and will soon enable the rebuilding of our reserves for future fiscal challenges that may impact quality of life services provided to our community.

Five Year Forecast

One financial strategy is the utilization of a Five Year Forecast when evaluating proposed financial changes for the County. The County has created a base-line Five Year Forecast which demonstrates the financial results of current revenues and expenditures over time, assuming no significant changes are made. This forecast includes conservative estimates of the expected changes in revenues and expenditures over the next five years.

When a change is proposed that would affect the County's financial status, the Five Year Forecast is updated with the proposed changes. The resulting forecast is compared to the base-line forecast to determine if the proposals create a more or less sustainable outlook for the County.

If the Five Year Forecast indicates a deteriorating financial position for the County, various results can be formulated through reducing expenditures, utilizing reserves, augmenting revenue sources, or a combination of these strategies. On the other hand, if the Five Year Forecast indicates an improving financial position; increasing reserves, added expenditures, or reducing revenue sources can be examined. It is anticipated that, through the utilization of various financial strategies, the County's revenues and expenditures should remain relatively balanced.

Changes in Revenues

The outlook for most major countywide revenue sources is promising with larger than normal growth trends experienced over the past two to three years. General Fund revenue is expected to grow on average close

LONG TERM FINANCIAL PLANNING

to 4% annually over the next several years. This outlook is based largely on a projected growth in taxable values averaging 5.3% over the forecast period coupled with 3% growth in sales tax.

The Seminole County Board of County Commissioners (BCC) has several options available to raise additional revenue if needed but increases in tax rates are extremely uncommon and approved only with no other available option. County charges for services are reviewed annually by Departments during the annual budget process and recommended changes in fees are considered at that time.

Revenues are broadly divided into several categories, including taxes, fees, and grants. There are various options available to adjust revenues in each of these categories, below are a few examples.

Taxes

Florida laws regulate the manner and amount that local governments can raise annual millage rates. The BCC is authorized by law to levy a property tax rate up to 10 mills Countywide and 10 mills in the unincorporated area however annual increases are limited by maximum millage rates based on the annual change in Florida personal income and prior year tax levies. The Seminole County BCC historically refrains from increasing millage rates and because the County adopted property tax rates below the rolledback rates for several

years during the recession as real estate values declined, property tax laws restricting annual rate increases have not limited the County's ability to raise needed revenues. Growth in ad valorem revenue is generally attributed to new construction and increases in existing taxable property values.

For FY 2016/17, Seminole County millage rates remained unchanged while taxable property values grew by 5.51% Countywide. The increase in countywide taxable value resulted in \$7M in General fund revenue growth while maintaining the current Countywide millage rate of 4.8751 mills. The Board is additionally authorized to levy up to 5.1249 mills Countywide for a maximum rate of 10 mills.

On May 20, 2014, Seminole County voters approved a ten year penny sales tax to fund capital improvements for transportation, public education facilities and other infrastructure uses authorized by law. Collection of the infrastructure sales tax began on January 1, 2015 and is shared between the County, School Board and municipalities. This is the third penny sales tax passed by Seminole County voters since 1991.

Fees

The BCC has the statutory authority to impose fees on a variety of governmental services. Fees for parks and recreation, water and sewer, solid waste, building permits, etc., are reasonably based on the

LONG TERM FINANCIAL PLANNING

cost of service for the benefit received. The Budget for FY 2016/17 included a 3% increase in water and sewer and solid waste rates.

Grants

Other governmental entities, such as the State of Florida and the Federal Government, offer grants to local governments in order to either offset costs of the local government or to provide additional services to the citizens of the local jurisdiction. Grant opportunities are evaluated to determine if the overall cost of the program to Seminole County (including administrative costs) will be lower than the benefits received by the net benefits to the citizens. Seminole County will actively seek out these grant opportunities whose costs are lower than the benefits. However, if it is determined that the overall cost will be higher than anticipated benefits, then the County will not actively seek those grant opportunities.

Grants are generally not awarded on schedule with the County's fiscal year. As such, most grants are generally not included in the Adopted Budget. Instead, grant opportunities are brought to the BOCC during regularly scheduled public meetings for approval throughout the year.

Changes in Expenditures

The most successful financial strategies can often be found by examining expenditures. Expenditures can be adjusted by either

changing the level of services provided (effectiveness) or by adjusting the productivity of the County (efficiency).

The level of services provided can also be affected by the economic climate and the varying demands of the citizens of Seminole County. It is the responsibility of the BOCC to establish appropriate service levels and expenditure priorities.

County Staff continuously seeks methods of increasing productivity in order to provide services in the most efficient manner possible.

Personal Services

The County has acquired a portfolio of various technology solutions over the past few years. As those technologies are adopted by County staff, it is anticipated that increased efficiencies may result in future workforce reductions if the costs of maintaining these technological solutions is less than current personnel costs.

The costs of health care benefits provided by the County to its employees are climbing (as they are for most employers). While the total effect of the Patient Protection and Affordable Care Act is difficult to measure at this time, the County continues to look for ways to reduce the costs of Employee Health Care Benefits. In conjunction with its Health Care Provider, the County is continuing to encourage participation in its Wellness Program for its employees with the goal of

LONG TERM FINANCIAL PLANNING

reducing health related costs. It is anticipated that the savings generated from a healthier workforce will offset the cost of the program.

Renewal and Replacement Funds

The County established renewal and replacement funding for Facilities, Fleet Equipment, and for Information Technology (IT) Equipment. Previously, the funding requirements for maintaining the County's Fleet and IT Equipment and County Owned Buildings would vary significantly from year to year. Funding was only provided on an as needed and emergency basis. This made it difficult to plan for the long term maintenance of County assets.

By creating a mechanism for the steady funding of these programs, the County is better able to forecast its long term financial needs. Additionally, the funds will also be utilized in a way that allows the County to proactively maintain County Facilities, which will lower the overall costs of sustaining these assets.

Funding for the Facilities and Fleet Renewal and Replacement Programs is primarily but not exclusively provided through the General Fund. Program costs are projected for use over a 5-year period. The goal of advanced funding for these programs is to provide a consistent and sustainable level of reserves for the on-going and higher maintenance costs of buildings and fleet. Technology costs for equipment are being

allocated over a period of 5 years. This is a method of self-funding the program to capture on-going revenue for equipment to be refreshed at the end of the five-year term.

Utilization and Maintenance of Debt

The County continues to maintain a very high debt rating, as determined by independent rating agencies. Standard and Poors rating is "AA" for Seminole County and views the outlook of this rating as stable; and Moody's rating is Aa2. This has allowed the County to reduce the costs of existing debt and to fund certain capital acquisitions through inexpensive debt financing.

As interest rates have fallen in the economic environment, the County has been able to refinance existing debt at lower interest rates, which provides immediate savings to the tax payers. It is considered an axiom of governmental finance that the use of debt be limited to the acquisition, development, and refurbishment of assets which provide benefits to future periods, and that the term of the debt shall not exceed the useful life of the newly acquired asset or improvements.

Consolidation of Services

The County has engaged in discussions with the seven cities located within the County to identify possible cost reductions/productivity increases through the consolidation of services. Seminole County operates a single 911 call center, shared with all of the cities in the County. This has

LONG TERM FINANCIAL PLANNING

resulted in cost savings to the tax payers throughout the County due to removal of duplicated services. Three of the seven cities have consolidated their Fire Departments with the County, also resulting in an overall cost savings. County staff is continuing to seek additional consolidation opportunities in order to provide more efficient services to all citizens.

Changes in the Levels of Reserves

The County built up its Reserves during the time of unprecedented revenue growth prior to the beginning of the economic downturn. The FY 2016/17 General Fund budget is balanced without the use of reserves for the first time since FY 2006/07. Now that

structural balance has been achieved, the County's goal is to rebuild its economic stabilization reserves once again for future economic downturns or emergencies.

General Fund reserves budgeted for FY 2016/17 are 25% of current revenues, a level that provides over two months of operating support for economic stabilization and emergency /disaster related events as well as assist the county in maintaining a AA credit rating.

By utilizing these financial strategies, as well as others as they are determined, the County will position itself for long term fiscal sustainability and resiliency.

LONG TERM FINANCIAL PLANNING

Five-Year Forecast/General Fund

A summary of the Fiscal Year 2016/17 through 2020/21 Five-Year Forecast for the General Fund is presented below. The forecast reflects a minimum annual estimated ending fund balance of 20% of revenues to promote sustainability and maintain a favorable credit rating.

Base Forecast (millions)	Revenues	Expenditures	Operating Results	Ending Fund Balance	Fund Balance % of Revenues
FY 2014/15 Actual	194.6	193.4	1.2	53.5	27%
FY 2015/16 Projected	196.5	196.4	0.1	51.3	26%
FY 2016/17 Adopted	206.1	206.1	-	51.3	25%
FY 2017/18	215.3	215.3	-	51.3	24%
FY 2018/19	224.6	220.9	3.7	55.0	24%
FY 2019/20	233.6	228.1	5.5	60.5	26%
FY 2020/21	243.0	244.8	(1.8)	59.5	24%

Forecast Assumptions:

Revenues

- Ad Valorem Taxes – Countywide Millage 4.8751
- Taxable Property Values increasing at 6% in FY18; 5.5% in FY19; and 5% thereafter
- State Shared Sales Taxes increasing at 3%
- Public Service Tax increasing at 2%
- Communication Service Tax remaining flat at 0% growth
- Total Revenue Sources increasing at an average of 4%

Expenditures

- Personal Services growth of 4%
- Reduction for lapsed salaries 2% throughout forecast
- Operating expenditures increasing 2% annually
- Constitutional Officers average 4% growth annually net of \$5.5M annual excess fees
- Reduction of \$2.3M municipal CRA payments (Altamonte) in FY 2016/17
- Elimination of \$1.2M for 17-92 CRA in FY 2018/19 (last payment FY 2017/18)
- \$9M for Sunrail maintenance beginning in FY 2020/21

LONG TERM FINANCIAL PLANNING

Transfers

- Transportation Trust no transfer in FY 2016/17; \$2.5M beginning FY 2017/18
- LYNX 3% annual increase
- Economic Development \$1.7M in FY 2016/17; \$2M beginning in FY 2017/18
- Renewal & Replacements:
 - Facilities \$850K in FY 2016/17, \$1M beginning in FY 2017/18
 - Fleet \$289K in FY 2016/17, \$500K beginning in FY 2017/18
 - Technology \$202K in FY 2016/17, \$250K beginning in FY 2017/18
- Debt Service \$8.3M annually

SHORT TERM INITIATIVES FOR FISCAL YEAR 2016/17

- Provide consistent level of services to citizens within the constraints of available resources and future fiscal sustainability.
- Maintain structural balance that was achieved in the FY 2016/17 Budget. Facilitate fund balance growth and avoid drawing down reserves to balance the budget.
- Examine options for returning structural balance to the Fire Fund while continuing to manage ongoing equipment, technology, facility maintenance, and staffing needs.
- Increase Water and Wastewater rates 3% in order to adequately fund operating and \$17.3M in new infrastructure costs for FY 2017.
- Realize \$162K annually in interest cost savings from the recent refunding of outstanding bond issues.
- Continue to improve analysis and reporting capabilities of the County's budget software program to integrate with the current financial system for efficiency savings and future process improvements.
- Develop a \$50K Tuition Reimbursement program for Educational Incentives to encourage professional development, which will lead to better service to our citizens.
- Continue operational integration of Emergency Management Services/Fire MSTU through the merger with City of Casselberry.
- Control Countywide overtime through the use of proper scheduling and Comp Time
- Continue Economic Development initiatives in the amount of \$1.2M for FY 2017 to promote business growth in Seminole County.
- Maximize utilization of the newly constructed Sports Complex, which is expected to generate almost \$1M in Tourism Revenue within Seminole County.
- Continue construction projects associated with the recent voter-approved One Cent Local Government Infrastructure Sales Tax program. \$39.3M of new projects budgeted in FY 2017.

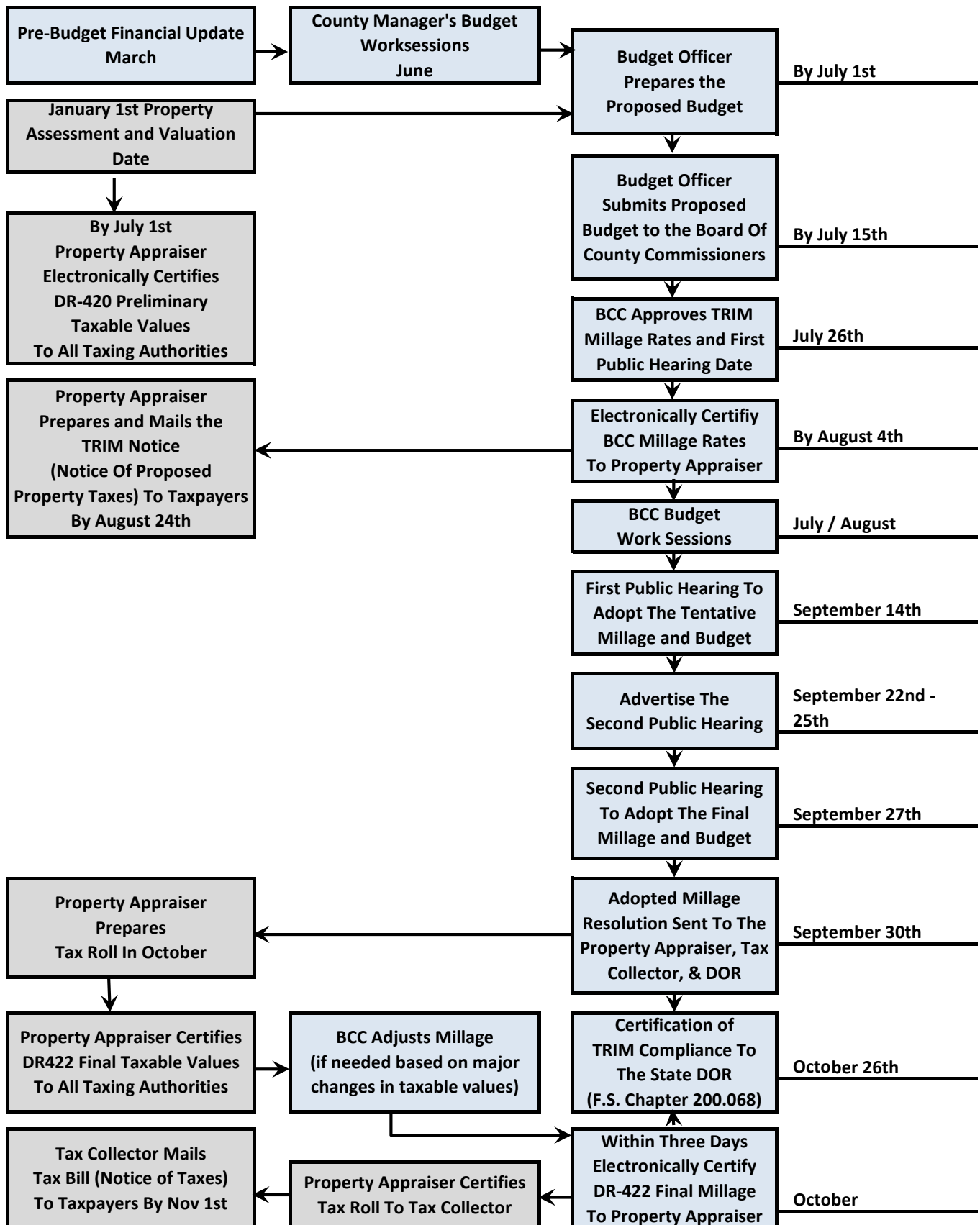
LONG TERM GOALS AND OBJECTIVES FOR FISCAL YEAR 2016/17

- Seminole County's voter approved One Cent Infrastructure Sales Tax, will provide Seminole County with estimated revenues of \$351 million over a ten year period to address transportation needs.
- Maintain a fund balance at approximately 20% of revenues; a level deemed desirable by financial rating agencies.
- Maintain the current level of services provided to our citizens.
- Development of a more holistic approach to structural balancing with the BCC and Constitutional Officers, which respectively make up 37% and 63% of the General Fund budget.
- In conjunction with its Health Care Provider, the County has implemented a \$50K Wellness Program for its employees with the goal of reducing health related costs. It is anticipated that the savings generated from a healthier workforce will offset the cost of the program.
- Continue discussions with the seven cities located within the County for possible cost reductions/productivity increases through a consolidation of services. Three of the cities have consolidated their Fire Departments with the County.
- Orlando City Soccer partnership with the County for a 10 year period is expected to generate/increase Tourism Development Tax revenue.
- Develop / Integrate County software systems that allow management to better measure and evaluate new SMART goals and objectives.



BUDGET OVERVIEW

FISCAL YEAR 2016/17 BUDGET CALENDAR



Note: DR 420 - Preliminary Certification of Taxable Values
 DR 422 - Final Certification of Taxable Values (prior to extending tax roll)

BUDGET PROCESS

OVERVIEW

The County began the budget development process by continuing to focus on long-term fiscal sustainability by integrating strategic planning and budgeting. This process combines financial forecasting and fiscal strategizing to identify challenges/opportunities, causes of fiscal imbalances, and to develop a Long-term Financial Plan that ensures future fiscal resiliency and sustainability.

Budget formulation, adoption, and execution in Seminole County involve year-round interaction and the cooperation of all County departments. The process is designed to identify service needs, develop strategies for meeting those needs, provide available resources, and allocate appropriations to execute the plan.

In order to achieve a more cost-effective service delivery, budgets were developed based on current program service levels, an examination of the previous year expenditures, and an assessment of operation options. This methodology was utilized in FY 2015/16 and continued to be utilized in FY 2016/17.

This approach requires a tight linkage with the budget process, which is used to gather and evaluate new service requests. The objective was to continue this process and examine all countywide programs in order to redirect efforts and funds from lower priority to higher priority programs, improve efficiency, effectiveness, and reduce spending. This process allowed the County to continue to assist in developing a clear and concise long-term financial perspective that identified the County's current/projected programs/service levels and financial condition.

The County's fiscal year is October 1st through September 30th each year. The annual budget process for Seminole County is approximately eight months starting in January and proceeding through the end of September. The County prepares an annual budget with a five-year forecast focus.

BUDGETARY BASIS/ASSUMPTIONS

The guiding principles of the budget development process are as follows:

- ✓ No new taxes or increases to tax rates.
- ✓ Continued rightsizing of workforce, primarily through natural attrition.
- ✓ Continue reduction of operating costs where possible.
- ✓ Utilization of reserves in a responsible manner.

The revenue budget was prepared based on trend analysis, legislative actions and available economic data. Seminole County decreased the Countywide based millage in FY 2010/11 from 4.900 to 4.8751 and has adopted the same level through FY 2016/17. Although Florida Statutes 200.185 and 200.065, limits the annual increase in property taxes levied by local governments by a "maximum millage" rate, the Seminole County BCC has not been impacted by this law since the implementation of Property Tax Reform

in FY 2007/08. The maximum millage rate is based on prior year property taxes levied, changes in taxable values and the annual growth in Florida personal income. Because taxable property values declined and ad valorem taxes levied by the BCC from FY 2007/08 through FY 2012/13 were below the aggregate rolled-back rates, the maximum millage rate imposed by Florida law has exceeded Seminole County's adopted millage rates each year.

The expenditure budget was based on a historical review of actual expenditures and an analysis of programs/service needs to ensure that funds are budgeted appropriately for the upcoming year. In addition, the budget meets federal and state requirements, as well as reflecting Seminole County's policies and practices.

BUDGET PROCESS

We ensure Transparency in the Budget Process by:

- ✓ Requiring a public process prior to reduction or elimination of any governmental or direct service to the public.
- ✓ Providing written documentation including analysis and financial information to the Board of County Commissioners prior to the public process described above.
- ✓ Making written documentation available to the public on the County website in advance of the public process that provides readily understood language, explanatory comments and information about the County budget.

Funding Requirements for Programs/Services:

- ✓ Departments were responsible for performing a detailed analysis of spending activity to support programs/services. Historical spending is not assumed as automatic justification for program re-appropriation.
- ✓ Departments were required to submit formal detailed requests for one-time initiatives or increases to their base operating budget.
- ✓ Departments presented their initial operating budget requests and program prioritizations for review by the County Manager

The FY 2016/2017 revenue and expenditure budget assumptions are as follows:

Revenues:

- ✓ The Countywide General Fund millage is unchanged from the prior year property tax rate of 4.8751 mills. The General Fund millage rate, which has remained unchanged over the past five years, will generate \$7M in added property tax revenue due to an increase of 5.7% in countywide taxable property values.
- ✓ The County Municipal Fire/Rescue MSTU and Unincorporated Road MSTU millage rates remain unchanged from FY 2015/16 adopted rates. The Fire District property tax rate of 2.3299 mills has remained the same for the past ten years while the Road District millage rate of .1107 mills has been

in place for the past nine fiscal years. Taxable property values for the municipal service taxing units increased 5.56% and 5.63% respectively, increasing FY 2016/17 estimated ad valorem revenue by \$2.4M in the Fire Fund and \$83K in the Transportation Trust Fund.

- ✓ Countywide property values grew by 5.51% in 2016, with 4.25% attributed to growth in existing property values and 1.26% in new construction. Inclusive of the Countywide General Fund, County/Municipal Fire District and unincorporated Road District millage, FY 2016/16 ad valorem revenue has increased \$9.5 million over 2015/16 adopted revenue.
- ✓ Ad valorem revenue estimates are budgeted at 96% of the total property taxes levied by the Board of County Commissioners.
- ✓ Half-cent sales tax, County revenue sharing, gas taxes and other locally levied taxes were projected based on current economic trends, historical receipts, legislative actions and state estimates.
- ✓ Interest income projections reflect the return on investments experienced since the decline of the financial markets, currently at less than 0.5%. The Federal Reserve may slowly increase rates over the next year and minor growth in interest could be realized, however with declining reserve balances and mark to market adjustments, almost no interest is projected for most funds in FY 2016/17.
- ✓ Water and sewer revenues are based on a 3% rate increase, effective October 1, 2015, to support debt funding requirements and to protect our existing debt and credit ratings.

Expenditures:

FY2015/16 direction was given from the County Manager's Office to develop base budgets consistent with current service levels. Requests for additional resources deemed critical were reviewed on an individual basis.

BUDGET PROCESS

Personal Services

- ✓ Budgeted compensation is at 100% of actual pay rates with a 3.5% salary adjustment.
 - ✓ Based upon a fund by fund analysis of actual prior year lapsed personal service amounts, budgeted General Fund personal services expenditures were reduced by 4% to reflect the lapsed personal service amounts anticipated for FY 2016/17.
 - ✓ Retirement rates were budgeted as established by state legislature effective July 1, 2016. The rate changes were as follows: .26% increase for Regular Class, .53% increase for Special Risk, .34% increase for Senior Management, and .11% increase for DROP.
 - ✓ The employer's portion of the Federal Insurance Contributions Act (FICA) taxes, which fund Social Security and Medicare, are budgeted on a per employee basis. The Social Security portion of the tax is 6.2%, and the Medicare portion of the tax is 1.45%, for a total of 7.65% of an employee's budgeted salary.
 - ✓ Health benefits are self-insured by the County. Rates are established annually based on the experience of the program, projected claims and available fund balance in the Health Insurance Fund.
 - ✓ Workers compensation is provided through the County's Self Insurance Fund for all employees of the Board of County Commissioners and the Constitutional Officers other than the Sheriff's Office. Rates by position class code are established annually based on the actuarial determined funding requirements and experience of the program and are charged to the individual costs centers, spreading the cost across applicable funding sources countywide. The rates were budgeted at 60% of the state rates for all classifications except Firefighter (which is 108%).
- ✓ Departments were requested to maintain service levels without increasing operating budgets. Additional requests for resources deemed critical to operations were also considered.

Internal Service Charges & Cost Allocations:

- ✓ Direct/indirect cost allocations assist in identifying the full cost of programs/services provided by the County to its citizens. Full costing concepts were employed to a significant extent in the budget to allocate/appropriate all internal service expenditures of the County within the programs utilizing the services.
- ✓ Internal service needs of county departments, such as facilities maintenance, fleet maintenance, telephones, postage, printing and technology equipment, were assessed by internal service departments providing such support. The total costs incurred to provide internal service are charged to user departments based on projected use.
- ✓ Operating and Labor costs for capital project delivery are generally charged to capital funding sources.
- ✓ The cost of administrative services such as support services, human resources, fiscal management, purchasing, and risk management are allocated to user departments with significant revenue supported funds.

Property Liability Insurance:

- ✓ The County maintains a Property/Liability Insurance Fund to protect itself against loss. This program is funded through an annual premium based on the percentages of total insured value and claims experience.

Capital Equipment:

- ✓ Funding for specific pieces of capital equipment needs such as fleet and heavy equipment are included in the adopted budget. No unspecified capital equipment may be purchased without approval by the Board of County Commissioners.

Operating Expenses:

- ✓ Operating budgets were developed based on current program/service levels, an examination of previous years' expenditures, and an assessment of operational options.

BUDGET PROCESS

Capital Improvements:

- ✓ Capital projects are initially proposed and reviewed yearly as part of the Five Year Capital Improvement Program (CIP) process. This process includes annual review and adoption of the Five Year CIP by the Board of County Commissioners. Project funding scheduled for FY 2016/17 is included in the Adopted Budget.

Carryforward:

- ✓ The Adopted Budget includes a carryforward of available funds from FY 2015/16 for certain operating grants. An additional carryforward will be brought to the Board of County Commissioners in January. This carryforward will be comprised of the following:
 - Unspent funds from FY 2015/16 for incomplete projects, both capital and operating.
 - Certain unspent and unexpired grant funding.
 - Funding for budgeted equipment which was not delivered by September 30, 2016.
- ✓ A final adjustment to grant budgets for FY 2016/17 will take place based upon the results of the FY 2015/16 audit.

Constitutional Officers Budgets:

- ✓ Budgets for Constitutional Officers were submitted in accordance with Florida Statutes by the individual officers and incorporated into the budget.

Reserves:

- ✓ It is essential that the county maintain adequate levels of reserves across all funds as a protection to taxpayers to mitigate current and future risks (revenue shortfalls and unanticipated expenditures). Fund balance levels are also a crucial consideration in long-term financial planning. Focus was placed on maintaining Reserves at a fiscally prudent level (20% of expenditures for General Fund for credit rating maintenance) while providing services at a reasonable cost.

MONITORING THE BUDGET

The Budget & Fiscal Management staff conducts regular analysis of departmental financial activities to perform the following:

- ✓ To ensure compliance with applicable statutes, ordinance, County policies and procedures, and sound accounting and budgeting practices.
- ✓ To perform a proactive assessment of expenditures to ensure they are in accordance with the approved budget and work plan.
- ✓ To identify excess appropriations subject to reallocation.
- ✓ To track revenues, legislative proposals and economic trends, verify revenue projections and assess changes in the economy that impact specific revenues.
- ✓ To provide recommendations and initiate corrective budgetary action necessitated by changes in operations, departmental work plans, or emergencies/disasters.

The Budget & Fiscal Management staff generates various tracking/status reports to provide management with financial information necessary for decision-making. Fiscal performance reports and forecasting presentations are provided to the Board of County Commissioners to keep them abreast of the County's financial condition.

AMENDING THE BUDGET

The Board of County Commissioners annually adopts the budget by resolution for all funds. Budgetary authority is legally maintained at the fund level; however, Seminole County's financial system imposes budget controls at the appropriation level. State law requires that the revenue and expenditure budgets for each fund remain in balance at all times.

BUDGET PROCESS

Chapter 129, Florida Statutes, governs amendments to the adopted budget. This chapter states that the Board at any time within a fiscal year may amend a budget for that year as follows:

- ✓ Appropriations for expenditures in any fund may be decreased and other appropriations in the same fund correspondingly increased by resolution by the Board, provided that the total of the appropriations of the fund may not be changed.
 - The Board of County Commissioners may establish procedures by which the designated budget officer may authorize budget amendments if the total appropriations of the fund do not change.
- ✓ Appropriations from the reserve for contingencies may be made to increase the appropriation for any particular expense in the same fund or to create an appropriation in the fund for any lawful purpose.
- ✓ A receipt of a nature from a source not anticipated in the budget and received for a particular purpose, including but not limited to grants, donations, gifts or reimbursement for damages, may, by resolution of the Board, be appropriated and expended for that purpose.

See the Fiscal Planning / Fiscal Policies section for additional information regarding the County's budget amendment process.

BUDGET SUMMARY BY FUND - FUNCTION

	GENERAL	TRANSPORTATION	FIRE DISTRICT	SPECIAL REVENUE	DEBT SERVICE	CAPITAL	ENTERPRISE	INTERNAL SERVICE	TOTAL ADOPTED BUDGET
BUDGETED REVENUES									
TAXES:									
AD VALOREM	\$ (134,130,948)	\$ (1,573,431)	\$ (46,346,519)						\$ (182,050,898)
TAXES - OTHER		(49,285,616)		(4,906,200)					(54,191,816)
UTILITY PUBLIC SERVICES TAX	(6,685,300)								(6,685,300)
COMMUNICATIONS SERVICE TAX	(6,800,000)								(6,800,000)
LOCAL BUSINESS TAX	(500,000)								(500,000)
PERMITS FEES & SPECIAL ASSMTS	(131,500)	(2,275,000)	(150,000)	(20,230,250)					(22,786,750)
INTERGOVERNMENTAL REVENUE	(36,589,256)	(5,395,000)	(120,000)	(11,043,834)			(1,294,005)		(54,442,095)
CHARGES FOR SERVICES	(13,719,882)	(1,309,522)	(7,756,463)	(2,082,250)			(70,391,903)	(24,532,387)	(119,792,407)
JUDGEMENTS FINES & FORFEITS	(1,135,000)			(8,000)					(1,143,000)
MISCELLANEOUS REVENUE	(1,925,400)	(52,000)	(131,000)	(217,660)			(3,085,632)	(305,000)	(5,716,692)
TOTAL ESTIMATED REVENUES	(201,617,286)	(59,890,569)	(54,503,982)	(38,488,194)	-	-	(74,771,540)	(24,837,387)	(454,108,958)
TRANSFERS IN	(3,072,759)	(4,346,795)		(36,950)	(9,908,927)	(150,000)	(18,116,409)		(35,631,840)
INTERGOVERNMENTAL TRANSFER	(5,300,000)		(50,000)	(15,000)					(5,365,000)
FUND BALANCE	(53,603,022)	(21,644,422)	(22,518,751)	(22,882,967)		(2,042,003)	(115,940,387)	(14,876,171)	(253,507,723)
TOTAL	\$ (263,593,067)	\$ (85,881,786)	\$ (77,072,733)	\$ (61,423,111)	\$ (9,908,927)	\$ (2,192,003)	\$ (208,828,336)	\$ (39,713,558)	\$ (748,613,521)
APPROPRIATED EXPENDITURES									
GENERAL GOVERNMENT	\$ 28,800,047			\$ 3,415,459				\$ 24,236,059	\$ 56,451,565
PUBLIC SAFETY	128,737,839	3,539,600	63,199,756	2,116,376	5,036,527	150,000			202,780,099
PHYSICAL ENVIRONMENT	1,949,758			19,760,451			83,895,055		105,605,264
TRANSPORTATION	1,552,518	71,377,367							72,929,885
ECONOMIC ENVIRONMENT	5,366,309			2,788,934					8,155,242
HUMAN SERVICES	10,916,520			6,318,377					17,234,897
CULTURE/RECREATION	15,379,776			525,941	1,640,600	773,382			18,319,699
COURT ADMINISTRATION	2,603,456			1,052,988	3,231,800				6,888,244
TOTAL APPROPRIATED EXPENDITURES	195,306,223	74,916,967	63,199,756	35,978,526	9,908,927	923,382	83,895,055	24,236,059	488,364,896
TRANSFERS OUT	15,837,881			1,977,550			17,816,409		35,631,840
RESERVES	52,448,963	10,964,819	13,872,977	23,467,035		1,268,621	107,116,872	15,477,498	224,616,785
TOTAL	\$ 263,593,067	\$ 85,881,786	\$ 77,072,733	\$ 61,423,111	\$ 9,908,927	\$ 2,192,003	\$ 208,828,336	\$ 39,713,557	\$ 748,613,521

FUND STRUCTURE SUMMARY

FY 2016/17 Total Budget \$748,613,521

Governmental Funds:

GENERAL FUNDS	\$ 262,684,088
00100 GENERAL FUND	257,318,137
00108 FACILITIES MAINTENANCE FUND	862,808
00109 FLEET REPLACEMENT FUND	1,051,419
00111 TECHNOLOGY REPLACEMENT FUND	957,593
13100 ECONOMIC DEVELOPMENT	2,494,131

Restricted Funds:

SPECIAL REVENUE FUNDS	\$ 139,404,823
00101 POLICE EDUCATION FUND	200,000
* 00103 NATURAL LAND ENDOWMENT FUND	817,548
* 00104 BOATING IMPROVEMENT FUND	408,282
00110 ADULT DRUG COURT GRANT FUND	324,996
10400 BUILDING PROGRAM	6,179,688
11000 TOURIST DEVELOPMENT FUND	3,415,989
11001 PROFESS SPORTS FRANCHISE TAX	2,755,271
11200 FIRE PROTECTION FUND	69,551,025
11207 FIRE PROTECT FUND-CASSELBERRY	4,151,791
11400 COURT SUPP TECH FEE (ARTV)	1,339,208
11901 COMMUNITY DEVELOPMEN BLK GRANT	1,654,887
11902 HOME PROGRAM GRANT	497,897
11904 EMERGENCY SHELTER GRANTS	151,092
11905 COMMUNITY SVC BLOCK GRANT	41,931
11908 DISASTER PREPAREDNESS	31,885
11909 MOSQUITO CONTROL GRANT	502,468
11912 PUBLIC SAFETY GRANTS (STATE)	-
11919 COMMUNITY SVC GRANTS	479,291
11920 NEIGHBOR STABIL PROGRAM GRANT	31,402
11926 CITY OF SANFORD CDBG	414,546
11930 RESOURCE MANAGEMENT GRANTS	21,746
12015 SHIP AFFORDABLE HOUSING 14/15	31,402
12016 SHIP AFFORDABLE HOUSING 15/16	2,450,135
12200 ARBOR VIOLATION TRUST FUND	148,281
12300 ALCOHOL/DRUG ABUSE FUND	148,169
12302 TEEN COURT	237,776
12500 EMERGENCY 911 FUND	5,031,843
12801 FIRE/RESCUE-IMPACT FEE	3,369,917
12804 LIBRARY-IMPACT FEE	100,318
12805 DRAINAGE-IMPACT FEE	-
13300 17/92 REDEVELOPMENT TI FUND	9,966,340
15000 MSBU STREET LIGHTING	3,091,500
15100 MSBU RESIDENTIAL SOLID WASTE	18,465,000
160XX MUNICIPAL SVS BENEFIT UNIT FUNDS	3,301,768
* 60302 PUBLIC SAFETY	-
* 60303 LIBRARIES-DESIGNATED	49,000
* 60304 ANIMAL CONTROL	20,000
* 60305 HISTORICAL COMMISSION	22,431

Restricted Funds (cont'd):

TRANSPORTATION FUNDS	\$ 85,881,786
10101 TRANSPORTATION TRUST FUND	18,586,177
10102 NINTH-CENT FUEL TAX FUND	6,536,795
11500 INFRASTRUCTURE TAX FUND	21,836,638
11541 INFRASTRUCTURE-COUNTY COMM	5,170,000
11560 2014 INFRASTRUCTURE SALES TAX	46,031,406
12601 ARTERIAL-IMPACT FEE	(10,169,934)
12602 NORTH COLLECTOR-IMPACT FEE	64,176
12603 WEST COLLECTOR-IMPACT FEE	(325,508)
12604 EAST COLLECTOR-IMPACT FEE	100,000
12605 SOUTH CENTRAL-IMPACT FEE	(1,947,964)

DEBT SERVICE FUNDS:	\$ 9,908,927
21200 GENERAL REVENUE DEBT	1,539,446
21235 GENERAL REVENUE DEBT - 2014	1,640,600
21300 COUNTY SHARED REVENUE DEBT	1,741,606
22500 SALES TAX BONDS	4,987,275

CAPITAL FUNDS	\$ 2,192,003
30600 INFRASTRUCTURE IMP OP FUND	150,000
30700 SPORTS COMPLEX/SOLDIERS CREEK	68,377
32100 NATURAL LANDS/TRAILS	1,973,626

Proprietary Funds:

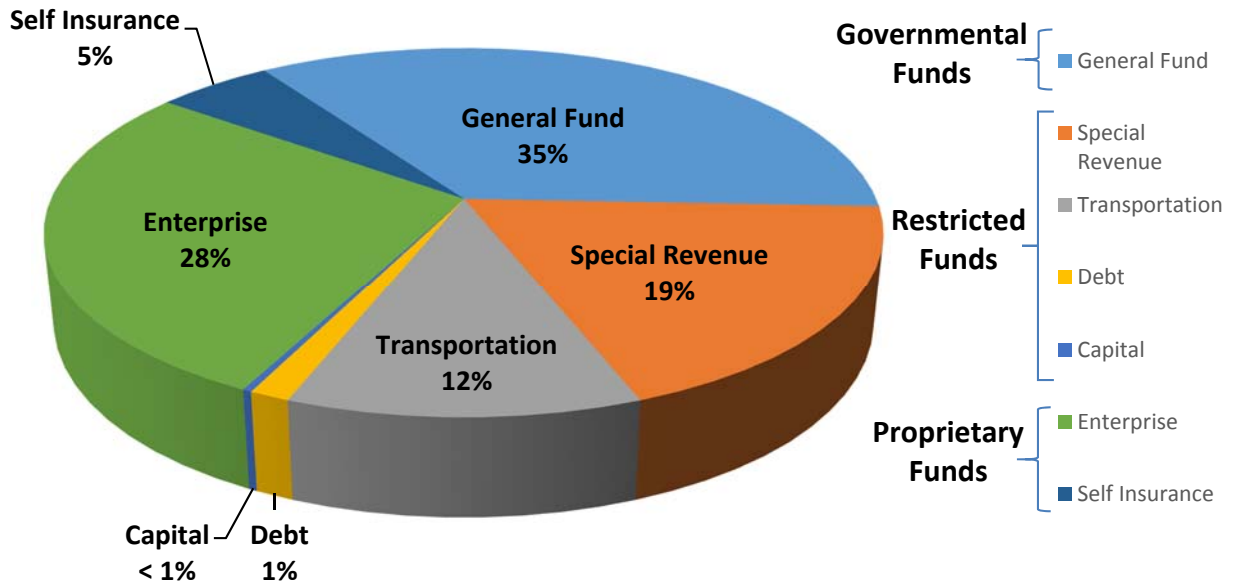
ENTERPRISE FUNDS	\$ 208,828,336
WATER AND SEWER FUNDS	
40100 WATER AND SEWER FUND	88,924,740
40102 CONNECTION FEES-WATER	774,305
40103 CONNECTION FEES-SEWER	1,826,813
40105 WATER & SEWER BONDS, SERIES	8,538
40106 2010 BOND SERIES	2,540
40107 WATER & SEWER DEBT SERVICE RES	18,118,726
40108 WATER & SEWER CAPITAL IMP	41,212,623
SOLID WASTE FUNDS	
40201 SOLID WASTE FUND	38,523,142
40204 LANDFILL MANAGEMENT ESCROW	19,436,909

SELF INSURANCE FUNDS	\$ 39,713,557
50100 PROPERTY/CASUALTY INSURANCE	7,812,634
50200 WORKERS COMPENSATION FUND	7,208,889
50300 HEALTH INSURANCE FUND	24,692,035

*Funds combined in the General Fund in the CAFR

FUND STRUCTURE

Percent of Governmental Fund Appropriations



Overview

In accordance with Generally Accepted Accounting Principles (GAAP) and to provide proper accountability for the different types of financial resources, “funds” are established. Each fund is a separate accounting entity with its own resources, liabilities, and residual balance. Some funds are consolidated for budget adoption and presentation. Funds with similar objectives, activities and legal restrictions are, for reporting purposes, placed in one of two groups: Governmental Funds and Proprietary Funds.

Governmental Funds: Governmental Funds account for general governmental activities which are largely supported by taxes and fees. They are accounted for on a “modified accrual basis” or current financial resources basis.

Governmental Funds include the following fund types:

- a. **The General Fund** accounts for all resources not reported in other funds. Most countywide activities are accounted for in this fund.
- b. **Special Revenue Funds** account for resources received from special sources which are dedicated or restricted specific uses.
- c. **Debt Service Funds** account for the accumulation of resources for, and the payment of, interest, principal and other debt-related costs.
- d. **Capital Projects Funds** account for the accumulation and use of resources for the acquisition of land, major buildings and for infrastructure improvements where a specific project is designated or required.
- e. **Trust and Agency Funds** are used to account for assets held by the County in a trustee capacity or as an agent for individuals, private organizations, other governments, and/or other funds. These funds are custodial in nature and do not involve measurement of results of operations.

FUND STRUCTURE

Proprietary Funds: Proprietary Funds account for those external and internal business-type activities that are provided on a basis consistent with private enterprise. They are accounted for on a “full accrual” basis.

Proprietary Funds include the following two fund types:

- a. **Enterprise Funds** account for activities such as water and solid waste disposal services that are similar to those provided by private enterprise and whose costs are paid from user charges or from revenue sources other than general governmental revenue.
- b. **Internal Service Funds** account for certain internal services provided to various Departments. Seminole County uses Internal Service Funds to record all types of insurance utilized by the County, including the self-insurance programs for workers’ compensation, general and property liability, as well as employee group health and life insurance. These costs are allocated to individual departments, divisions, and programs on a rational basis.

Basis of Accounting. Generally Accepted Accounting Principles (“GAAP”) requires that local governments, such as Seminole County, base their financial statements on two different bases of accounting. Entity wide statements and statements of proprietary funds are to be reported based upon the full accrual basis of accounting. Individual governmental funds are to be reported based upon the modified accrual basis of accounting.

The primary difference between the full and modified accrual basis of accounting is the focus of measurement. In full accrual accounting, the focus of measurement is on **total** economic resources. In modified accrual accounting, the focus of measurement is on **current** economic resources. In full accrual accounting, long term assets and liabilities are included as part of the measurement. In modified accrual, only those items are recognized that will be reflected in near-term inflows or outflows of cash. (Generally, commercial or “for profit” entities use full accrual accounting in order to best reflect the results of operations and financial position of an entity.)

Despite the difference in the basis of accounting used in financial reporting between governmental and proprietary funds, budgeting is generally based upon modified accrual principles. Allowances for depreciation (a full accrual concept), amortization (a full accrual concept), and other non-cash related transactions are generally not included in the Budget. By excluding most non-cash related transactions which generally relate to transactions reported in different fiscal periods, the budget can be used as a current control and policy mechanism. The primary exception to this focus is that the budget also includes various allocation mechanisms for common costs whose primary purpose is to better reflect the total current costs of various Programs and Departments, rather than merely the current direct costs.

Funds in Each Group

The following funds are included in the adopted FY 2016/17 budget. Other funding for additional funds may be added during FY 2016/17 either as a carryforward of available funds from FY 2015/16 or through action of the Board of County Commissioners.

FUND STRUCTURE

GOVERNMENTAL FUNDS

GENERAL FUNDS:

General Fund – 00100

Account for all financial resources except those required to be accounted for in another fund.

Facilities Maintenance Fund – 00108

Account for the receipt, accumulation, and disbursement of funds dedicated to maintaining County owned facilities.

Fleet Replacement Fund – 00109

Account for the receipt, accumulation, and disbursement of funds dedicated to replacing County owned rolling stock.

Technology Replacement Fund – 00111

Account for the receipt, accumulation, and disbursement of funds dedicated to replacing County owned computers, servers, and other technological equipment.

BCC Projects Fund – 00112

Account for the receipt and disbursement of funds for General Fund supported capital projects.

Economic Development Fund – 13100

Account for the receipt and disbursement of funds for the County's Economic Development Program to generate employment, businesses and other economic activities.

RESTRICTED FUNDS:

Police Education Fund – 00101

Account for receipt and disbursement of funds collected from civil traffic infractions for criminal justice education and training.

Donations Funds – 00103 & 603XX

Account for receipt and disbursement of contributions from the general public for a specific purpose.

County Grant Funds – 00110 & 119XX & 120XX

Account for receipt and disbursement of monies relating to Grant Programs, inclusive of State and Federal Grants with reporting requirements. These funds exclude grants for proprietary operations.

County Transportation Trust Fund – 101XX

Account for the construction and maintenance of County roads. Activities include road maintenance, traffic control, right-of-way acquisition and construction of new roadways. Funding is from local ad valorem property taxes and gas taxes collected and distributed by the State of Florida. Included sub-funds are the Transportation Trust Fund and the Transportation – Ninth Cent Fund. The latter is dedicated to Mass Transit.

FUND STRUCTURE

Building Program Fund - 10400

Account for receipt and disbursement of Fees, building permits and other related inspection fees paid by customers. Funds are used to provide services for the enforcement of the Florida Building Code per Section 553.80, Florida Statutes.

Tourist Development Funds – 110XX

Account for receipt and disbursement of Tourist Development Taxes on transient rentals per Section 125.0104, Florida Statutes.

Fire Protection Fund – 11200

Account for receipt and disbursements relating to the provision of fire protection and emergency rescue to the unincorporated areas of the county, Winter Springs and Altamonte Springs. Primary funding is ad valorem property taxes.

Renewal and Replacement – Fire Protection – 11201

Account for the receipt, accumulation, and disbursement of funds dedicated to replacing County owned rolling stock funded through transfers from the Fire Protection Fund.

Court Support Technology Fund – 11400

Account for receipt and disbursement of recording fees provided for by Section 28.24(12)(e)(1), Florida Statutes. Funds are used to support the circuit and county courts, Public Defender's Office, State Attorney's Office, and the Clerk of Courts Office with court-related technology costs.

Arbor Violation Trust Fund – 12200

Account for receipt, accumulation, and disbursement of funds used for the planting of trees in the County and in administrative costs incurred in enforcing the arbor violation penalties in the Seminole County Land Development Code.

Alcohol Drug Abuse Fund – 12300

Account for the levy of certain penalty assessments provided for by Section 893.13(4), Florida Statutes. Funds are used for meritorious and observing drug abuse treatment or educational programs.

Teen Court Fund – 12302

Account for the levy of mandatory court costs authorized by Section 738.19, Florida Statutes for operational and administrative support for Teen Court

Enhanced 911 Fund - 12500

Account for receipt, accumulation, and disbursement of funds used for creation and maintenance of the County's emergency communication infrastructure (911) system.

MSBU Street Lighting Fund – 15000

Account for the consolidated non-ad valorem assessment district created to provide for the funding and management of street lighting public services provided within participating communities throughout the unincorporated areas of the County and may be established by ordinance pursuant to a petition by a proper percentage of property owners in the district. Assessments are allocated on an equitable basis and collected by the Tax Collector.

FUND STRUCTURE

MSBU Residential Solid Waste Fund – 15100

Account for the residential solid waste management non-ad valorem assessment district created to provide for the funding and management of the residential solid waste public services provided within residential communities throughout the unincorporated area of the county. Assessments are allocated on a per dwelling basis and collected by the Tax Collector.

MSBU Program Fund – 16000

Account for the management of the MSBU Program that provides project and financial management on behalf of all non-ad valorem assessment district types from conceptual consideration to service implementation and in many situations, long term management.

Municipal Services Benefit Units Funds – 160XX

Account for various non ad-valorem assessment districts created to provide the funding and management of various infrastructure improvements or public services within unincorporated Seminole County. Lake and Vegetation Management is the most common public service associated with these accounts. Assessments are allocated on an equitable basis and collected by the Tax Collector.

DEBT SERVICE FUNDS:

General Revenue Debt, 2012 – 21200

The \$20,125,000 Capital Improvement Revenue Bonds, Series 2010 were issued to refund the Sales Tax Revenue Refunding Bonds, Series 1998, and are payable through a pledge of general (non-ad valorem) revenues.

General Revenue Debt, 2014- Sports Complex/Soldier's Creek – 21235

The \$28,000,000 Special Obligation Bonds, Series 2014 were issued for the construction and equipping of a Sports Complex and to provide funding for capital improvements to Soldier's Creek Park. Bond issue is payable through a pledge of general (non-ad valorem) revenues.

County Shared Revenue Debt– 21300

The \$22,000,000 Capital Revenue Improvement Revenue Bonds, Series 2012, were issued to provide financing for the Public Safety Communications P25 Radio System Upgrade and Tower Rebuild projects. Funding for repayment of these bonds is provided by County Shared Revenues.

Sales Tax Revenue Bonds 2001 – 22500

The \$35,365,000 Sales Tax Revenue Bonds, Series 2005A were issued for the purpose of financing all or a portion of the renovation and expansion of the County's John E. Polk Correctional Facility. The \$39,700,000 Sales Tax Revenue Refunding Bonds, Series 2005B were issued to advance refund the Series 2001 Bonds maturing in the years 2012 through 2031. The \$47,975,000 Sales Tax Revenue Bonds, Series 2001 were issued to finance a portion of the cost of design, acquisition and construction of the courthouse expansion and renovation project.

FUND STRUCTURE

CAPITAL FUNDS:

Boating Improvement Fund – 00104

Account for receipt and disbursement of registration fees from recreational vessels to improve County waterways.

Infrastructure Sales Tax Fund – 115XX

Account for the receipt and disbursement of a voter approved referendum one-cent sales tax in 1991, 2001, and 2014 for a period of ten years. Proceeds are used to fund transportation capital improvements.

Transportation Impact Fee Funds – 126XX

Account for receipt and disbursement of funds derived from fees paid by developers as outlined in the Seminole County Road Impact Fee Ordinance. Use of funds is restricted to capital facilities that are attributable to new growth. Sub-funds include Arterial Impact Fee, North Collector Impact Fee, West Collector Impact Fee, East Collector Impact Fee and South Central Impact Fee.

Development Impact Fee Funds – 128XX

Account for impact fees levied by the Board and collected pursuant to Seminole County Ordinance. Amounts collected are deposited into these funds. The revenues generated are to be used for capital improvements for fire protection and libraries. Sub-funds include the Fire/Rescue Impact Fee, and Library Impact Fee.

17-92 Redevelopment Fund – 13300

Account for the receipt and disbursement of tax increment income received for the 17-92 highway improvement and redevelopment agency.

Capital Improvement Revenue Bonds, Series 2012 (P25 System) – 30600

Account for proceeds of County 2012 shared revenue bonds to upgrade the Public Safety Communications P25 Radio System and rebuild Communications Towers.

Sports Complex/Soldier's Creek Project Fund – 30700

Account for proceeds of County 2014 general revenue bonds to construct a Sports Complex and provide capital improvements to Soldier's Creek Park.

Natural Lands/Trails Capital Project Fund – 32100

Account for proceeds of general obligation bonds to acquire, preserve, and restore environmentally sensitive lands within Seminole County.

Courthouse Projects Fund – 32200

Account for proceeds of Sales Tax Revenue Bonds for courthouse construction/capital improvements.

FUND STRUCTURE

PROPRIETARY FUNDS

ENTERPRISE FUNDS:

Water and Sewer Funds – 401XX

Account for the provision of water and sewer services to residents of the unincorporated areas of the County as well as portions of three municipalities: the City of Longwood, the City of Lake Mary and the City of Oviedo. Related activities include, but are not limited to, administration, operation, maintenance, financing and related debt service, and billing and collection.

Solid Waste Funds – 402XX

Account for the provision of solid waste disposal services to the general public on a user-charge basis. Related activities include, but not limited to, administration, operation, maintenance, financing and related debt service.

INTERNAL SERVICE FUNDS:

Property/Liability Insurance Fund – 50100

Account for insurance utilized by the County, including self-insurance, for general and property liability insurance. Reimbursements for these costs are allocated countywide.

Worker's Compensation Fund – 50200

Account for all types of insurance utilized by the County, including self-insurance, for workers' compensation. Reimbursements for these costs are allocated countywide.

Health Insurance Fund – 50300

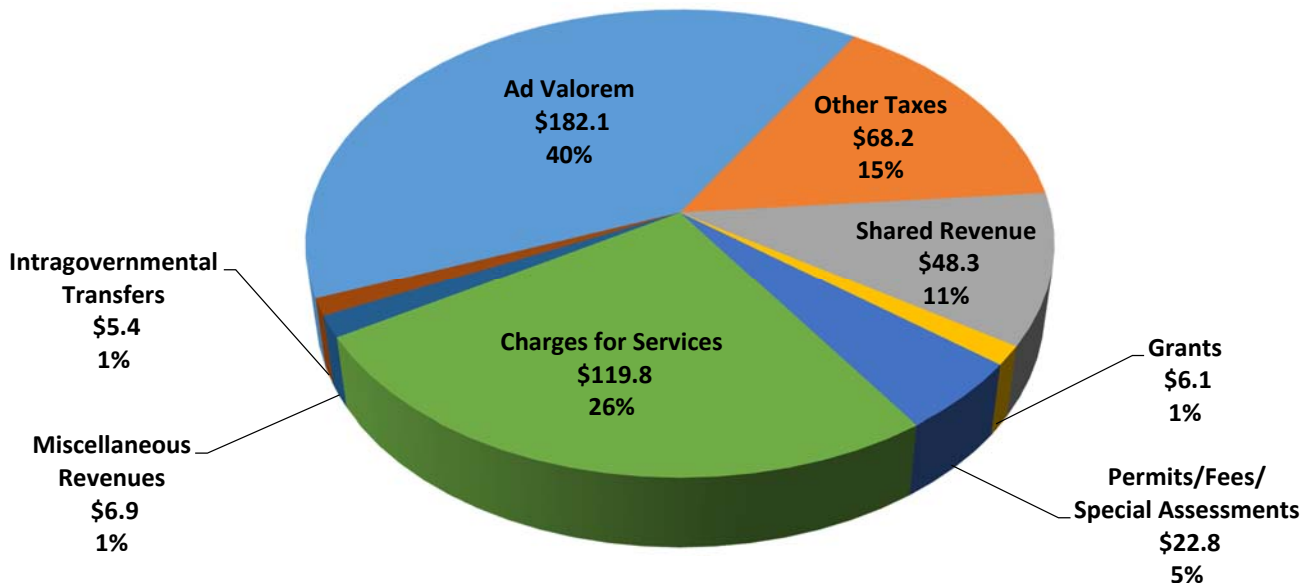
Account for insurance utilized by the County, including self-insurance, for employee group health and life insurance. Reimbursements for these costs are allocated countywide.

COUNTYWIDE BUDGETARY SOURCES OF FUNDS

The Countywide budget for Seminole County is funded by a variety of sources. This chart is intended to provide an overall view of the types of sources utilized for the annual budget, the funding amounts generated, and the percentages of the total budget reflected. Detailed descriptions of the types of sources represented are also included.

This chart reflects total revenues which include current year collections and recurring sources of funding. Beginning fund balance and transfers are excluded from this view.

FY 2016/17 Total Revenues \$ 459.5 Million



Recurring sources of funding:

Ad Valorem – A tax levied on the assessed value (net of any exemptions) of real and personal property. This is referred to as “property tax”.

Other Taxes – Other tax revenues collected by the County, including the County’s share of the infrastructure sales tax, gas taxes, utility taxes, tourist development taxes and other miscellaneous taxes.

Shared Revenue - Revenues assessed and collected by government entities and shared with other government entities. The largest portion of State Shared Revenues is sales and gas taxes; locally shared revenues are Community Redevelopment Agency (CRA) contributions.

Grants - A contribution of assets (usually cash) by one governmental unit or other organization to the County for a specified purpose

Permits/Fees/Special Assessments – A special assessment is a compulsory levy imposed on certain properties to defray part or all of the cost of a specific improvement or service deemed to primarily benefit those properties. Permits and Fees are charges imposed by the County to pay the cost of providing a service or facility or regulating an activity. An impact fee is financial contributions imposed by the County on developers or builders to pay for capital improvements within the community which are necessary to service/accommodate the new development.

Charges for Services – These are charges for specific governmental and proprietary services provided to specific individuals/ entities and are internal to the County. These charges include water and sewer services, landfill charges, court costs, public safety and other user charges.

COUNTYWIDE BUDGETARY SOURCES OF FUNDS

Miscellaneous Revenues – Other current year revenues not included in the categories listed above. These revenues include fines and forfeitures, interest received on investments held by the County and other incidental fees/reimbursements.

Intra-governmental Transfers – Excess revenue or transfers to constitutional officers returned to the County at year end. While intragovernmental transfers are not true current revenue, it is an annual source used to minimize the cost of services provided by Tax Collector, Sheriff, Clerk of Court, Property Appraiser and Supervisor of Elections to the County budget.

Other Sources (Not included in chart):

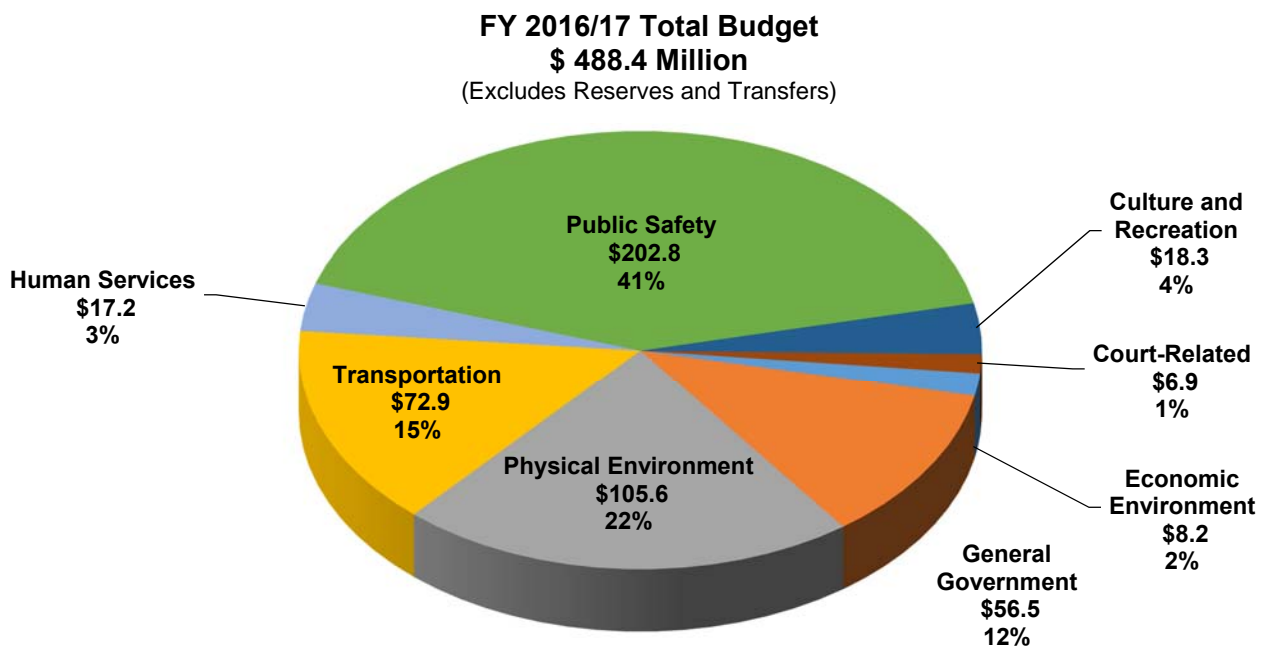
Beginning Fund Balance – Estimated balances remaining from the previous fiscal year; resulting from unanticipated revenues, unexpended appropriations, and the previous year's Reserves.

Transfers – Transfers between individual funds of the County which are not repayable and are not considered charges for goods or services. These represent a "double counting" of revenues, and correspond to an equal amount of interfund expenditures.

COUNTYWIDE BUDGETARY USES

The County provides a variety of services to its citizens to ensure health, safety and quality of life. The following pie chart is a summary of the County's total operating and capital spending plan for FY 2016/17 by category of service. The use categories are State-defined as a means of establishing consistency in reporting for local governmental entities. A definition for each state-designated use category is listed following the chart. More detail of uses by program are included in the Summary of Uses by Service Area / Program report.

Note that County Debt expenditures are included in the chart as part of the service area benefited by the debt. This view excludes appropriations of operating transfers to other funds and estimated reserves; representing the proposed operating and capital spending plan for the upcoming fiscal year.



GENERAL GOVERNMENT - Functional classification for services provided by the county for the benefit of the public and the governmental body as a whole, including: legislative, financial/administrative, legal, comprehensive planning, judicial, court services and other general governmental services.

PUBLIC SAFETY - Functional classification for services provided by the county for the safety and security of the public, including: law enforcement, fire control, protective inspections, emergency and disaster relief, and other public safety services.

PHYSICAL ENVIRONMENT - Functional classification for functions performed by the county to achieve a satisfactory living environment for the community as a whole, including: solid waste disposal, water & sewer conservation & resource management, flood control & other physical environment services.

TRANSPORTATION - Functional classification for expenditures for developing and improving the safe and adequate flow of vehicles, travelers and pedestrians on road and street facilities.

COUNTYWIDE BUDGETARY USES

ECONOMIC ENVIRONMENT - Functional classification for expenditures used to develop and improve the economic condition of the community and its citizens, including: business development, veteran's services, housing and urban development and other services related to economic improvements.

HUMAN SERVICES - Functional classification for expenditures with the purpose of promoting the general health and well-being of the community as a whole, including: health services, mental health services, welfare, medical examiner and other human services.

CULTURE AND RECREATION - Functional classification for expenditures to provide county residents opportunities and facilities for cultural, recreational and educational programs, including: libraries, parks and recreation, and other cultural and recreation services.

COURT-RELATED - The County provides support for the State's Court System which include: annual facility maintenance and debt associated with the County's state mandated responsibility to provide court facilities, Sheriff security for the judicial courts, as well as other court support programs.

Other Appropriations (not included in this chart):

TRANSFERS - Transfers between individual funds of a governmental unit which are not repayable and are not considered charges for goods or services. These represent a "double counting" of revenues, and correspond to an equal amount of interfund expenditures.

RESERVE - An account used to indicate that a portion of a fund's balance is legally restricted for a specific purpose and is, therefore, not available for general appropriation.

COUNTYWIDE BUDGET

COUNTYWIDE BUDGET SUMMARY

FY 2015/16 FY 2016/17
 ADOPTED BUDGET ADOPTED BUDGET VARIANCE

PROPERTY TAX RATES (IN MILLS)

COUNTYWIDE	4.8751	4.8751	0.0000
UNINCORPORATED ROADS MSTU	0.1107	0.1107	0.0000
FIRE MSTU	2.3299	2.3299	0.0000
TOTAL	7.3157	7.3157	0.0000

VALUE OF ONE MILL (IN MILLIONS) @ 96% **

COUNTYWIDE	25.985	27.416	1.431
UNINCORPORATED ROADS MSTU	13.419	14.174	0.755
FIRE MSTU	18.791	19.837	1.046

REVENUE/SOURCE SUMMARY

TAXES AD VALOREM	\$ 172,549,562	\$ 182,050,898	\$ 9,501,336
TAXES - OTHER	65,749,200	68,177,116	2,427,916
PERMITS FEES & SPECIAL ASSMTS	22,092,015	22,786,750	694,735
GRANTS (FEDERAL/STATE/LOCAL)	8,783,277	8,418,058	(365,219)
SHARED REVENUES	44,747,830	46,024,037	1,276,207
CHARGES FOR SERVICES	114,437,126	119,792,407	5,355,281
JUDGEMENTS FINES & FORFEITS	1,123,000	1,143,000	20,000
MISCELLANEOUS REVENUE	6,262,875	5,716,692	(546,183)
CONSTITUTIONAL EXCESS FEES	4,950,000	5,365,000	415,000
SUBTOTAL - REVENUES	\$ 440,694,884	\$ 459,473,958	\$ 18,779,074
TRANSFERS IN	28,749,896	35,631,840	6,881,944
FUND BALANCE	238,906,270	253,507,723	14,601,453
TOTAL	\$ 708,351,050	\$ 748,613,521	\$ 40,262,471

EXPENDITURE/USE SUMMARY

PERSONNEL SERVICES*	\$ 107,501,856	\$ 110,524,430	\$ 3,022,574
OPERATING EXPENDITURES	104,635,060	109,875,969	5,240,909
INTERNAL SERVICE CHARGES	34,900,264	35,579,524	679,260
COST ALLOCATION (CONTRA)*	(31,348,235)	(32,973,600)	(1,625,365)
CAPITAL OUTLAY	56,592,808	80,432,076	23,839,268
DEBT SERVICE	27,859,206	27,852,118	(7,088)
GRANTS & AIDS	36,982,549	22,453,186	(14,529,363)
TRANSFERS TO CONSTITUTIONALS	125,542,409	134,621,193	9,078,784
SUB-TOTAL EXPENDITURES	\$ 462,665,917	\$ 488,364,896	\$ 25,698,979
TRANSFERS OUT	28,749,896	35,631,840	6,881,944
RESERVES	216,935,237	224,616,785	7,681,549
TOTAL	\$ 708,351,050	\$ 748,613,521	\$ 40,262,471

** REPRESENTS THE ACTUAL VALUE OF A MILL FROM FY 2015/16

* ACCOUNTING ADJUSTMENT TO MOVE \$2.9M CONTRA FROM PERSONAL SVCS TO COST ALLOCATION (CONTRA) IN FY17. THIS REPORT HAS BEEN MODIFIED TO REFLECT THE CHANGE IN FY16.

COUNTYWIDE MILLAGE SUMMARY

	ADOPTED MILLAGE RATES BY FISCAL YEAR				
	<u>2012/13</u>	<u>2013/14</u>	<u>2014/15</u>	<u>2015/16</u>	<u>2016/17</u>
COUNTYWIDE					
General Fund	4.8751	4.8751	4.8751	4.8751	4.8751
SPECIAL DISTRICTS					
Unincorporated Road MSTU	0.1107	0.1107	0.1107	0.1107	0.1107
Fire/Rescue MSTU	<u>2.3299</u>	<u>2.3299</u>	<u>2.3299</u>	<u>2.3299</u>	<u>2.3299</u>
Total Special Districts	2.4406	2.4406	2.4406	2.4406	2.4406
TOTAL BCC APPROVED	7.3157	7.3157	7.3157	7.3157	7.3157

Voter Approved Millages

COUNTYWIDE					
Debt Services					
Natural Lands/Trails Voted Debt	0.1700	N/A	N/A	N/A	N/A
TOTAL VOTER APPROVED	0.1700	0.0000	0.0000	0.0000	0.0000

OTHER COUNTYWIDE TAXING AUTHORITIES

Seminole County					
School Board	7.5530	7.3610	7.1970	7.1490	6.8570
School Board Voted Millage		1.0000	0.7000	0.7000	0.7000
Total School Board		8.3610	7.8970	7.8490	7.5570
St. Johns River Water Management District					
	<u>0.3313</u>	<u>0.3283</u>	<u>0.3164</u>	<u>0.3023</u>	<u>0.2885</u>
TOTAL OTHER AGENCIES	7.8843	8.6893	8.2134	8.1513	7.8455

Fiscal Year	Countywide	Roads	Fire	Total BCC Approved
2011/12	4.8751	0.1107	2.3299	7.3157
2010/11	4.8751	0.1107	2.3299	7.3157
2009/10	4.9000	0.1107	2.3299	7.3406
2008/09	4.5153	0.1107	2.3299	6.9559
2007/08	4.3578	0.1068	2.3299	6.7945
2006/07	4.9989	0.1228	2.6334	7.7551
2005/06	4.9989	0.1228	2.6334	7.7551
2004/05	4.9989	0.1228	2.6334	7.7551
2003/04	4.9989	0.1228	2.6334	7.7551
2002/03	4.9989	0.1228	2.6334	7.7551
2001/02	4.9989	0.6591	2.0971	7.7551
2000/01	4.9989	0.6591	2.0971	7.7551
1999/00	4.9989	0.6591	2.0971	7.7551
1998/99	5.1579	0.6591	2.0971	7.9141

FIVE YEAR GROSS TAXABLE VALUE COMPARISON

FY 2012/13		FY 2013/14		FY 2014/15		FY 2015/16		*FY 2016/17	
AMOUNT	% OF Change	AMOUNT	% OF Change	AMOUNT	% OF Change	AMOUNT	% OF Change	AMOUNT	% OF Change

COUNTYWIDE:

Prior Year Gross Taxable Value	\$23,908,105,912		\$23,594,964,485		\$24,292,150,212		\$25,604,515,399		\$27,067,363,033	
Reappraisals	(\$453,210,804)	(1.90%)	\$505,134,825	2.14%	\$1,055,608,781	4.35%	\$1,206,091,228	4.71%	\$1,149,698,243	4.25%
Taxable Value without New Construction	\$23,454,895,108		\$24,100,099,310		\$25,347,758,993		\$26,810,606,627		\$28,217,061,276	
New Construction	140,069,377	0.59%	192,050,902	0.81%	256,756,406	1.06%	256,756,406	1.00%	341,469,687	1.26%
Gross Taxable Value	\$23,594,964,485	(1.31%)	\$24,292,150,212	2.95%	\$25,604,515,399	5.41%	\$27,067,363,033	5.71%	\$28,558,530,963	5.51%

UNINCORPORATED ROAD IMPROVEMENTS (MSTU)

Gross Taxable Value (Prior Year)	\$12,359,285,955		\$12,196,507,628		\$12,585,156,834		\$13,272,597,388		\$13,978,137,571	
Reappraisals	(\$235,624,274)	(1.91%)	\$310,369,245	2.54%	\$562,699,705	4.47%	\$580,799,334	4.38%	\$568,509,207	4.07%
Taxable Value without New Construction	\$12,123,661,681		\$12,506,876,873		\$13,147,856,539		\$13,853,396,722		\$14,546,646,778	
New Construction	72,845,947	0.59%	78,279,961	0.64%	124,740,849	0.99%	124,740,849	0.94%	217,420,543	1.56%
Gross Taxable Value	\$12,196,507,628	(1.32%)	\$12,585,156,834	3.18%	\$13,272,597,388	5.46%	\$13,978,137,571	5.32%	\$14,764,067,321	5.63%

FIRE RESCUE (MSTU)

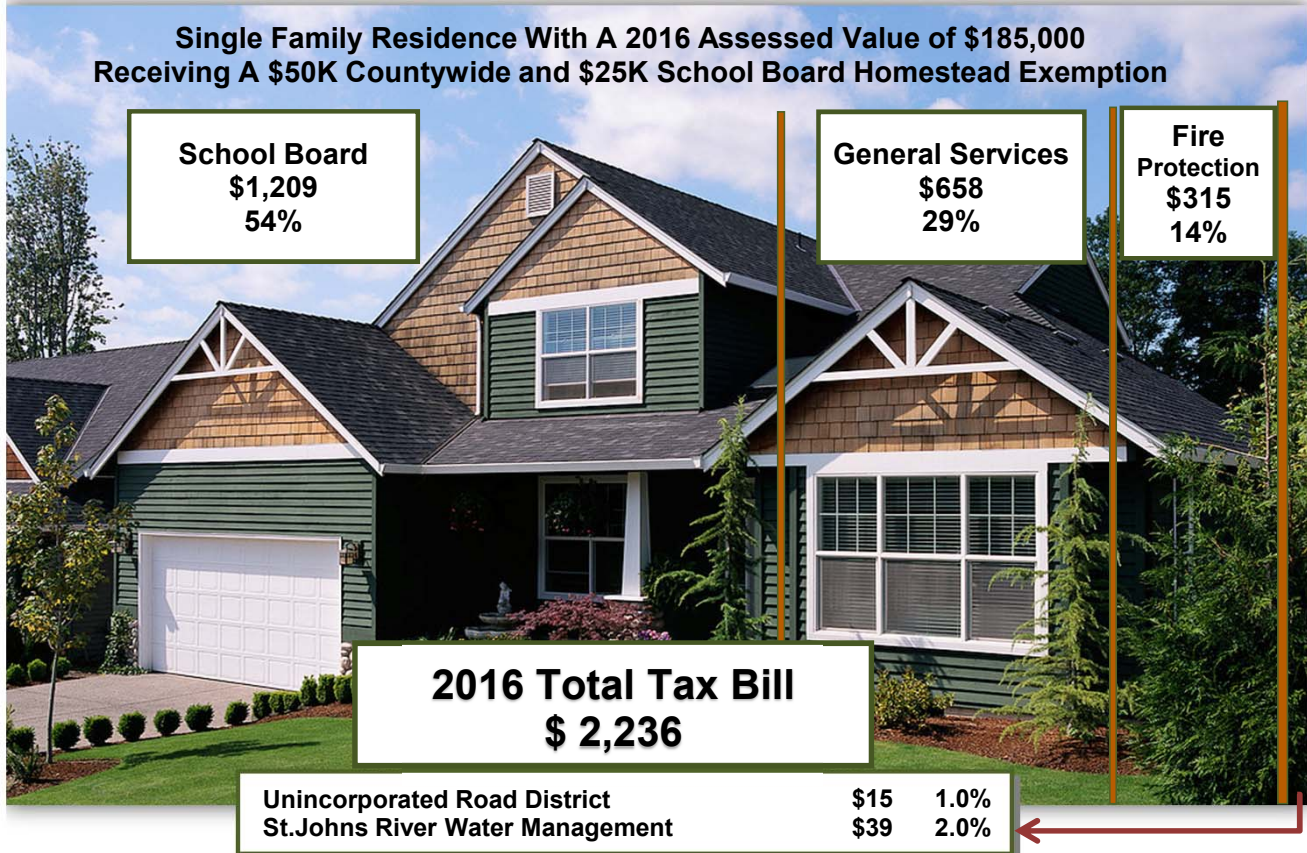
Gross Taxable Value (Prior Year)	\$16,250,734,993		\$16,036,979,250		\$16,556,410,768		\$17,483,494,957		\$19,573,938,473	
Reappraisals	(\$290,521,276)	(1.79%)	\$412,149,941	2.57%	\$770,897,134	4.66%	\$786,594,470	4.50%	\$836,762,455	4.27%
Taxable Value without New Construction	\$15,960,213,717		\$16,449,129,191		\$17,327,307,902		\$18,270,089,427		\$20,410,700,928	
New Construction Casselberry Fire	76,765,533	0.47%	107,281,577	0.67%	156,187,055	0.94%	156,187,055 1,147,661,991	0.89% 6.57%	253,041,032	1.29%
Gross Taxable Value	\$16,036,979,250	(1.32%)	\$16,556,410,768	3.24%	\$17,483,494,957	5.60%	\$19,573,938,473	11.96%	\$20,663,741,960	5.56%

Excluding FY 2016/17, gross taxable values are from the Property Appraiser's 403V Final Revised Recapitulation of Ad Valorem Assessment Roll.

New construction is from the DR420 Certification of Taxable Values.

*FY 2016/17 valuations reflect the Property Appraiser's October 6, 2016 DR-403CC Recapitulation of Taxes As Extended on the 2016 Tax Rolls prior to completion of the Value Adjustment Board.

UNINCORPORATED RESIDENTIAL HOME PROPERTY TAX CALCULATION



The 2016 property tax estimate is based on the average taxable value of a single family residence within unincorporated Seminole County paying property taxes for this tax roll. Florida law permits up to a 4% early payment discount incentive for property taxes paid between November and February. Payment of the estimated tax bill above in November versus the March 31st deadline would reduce the homeowners actual property taxes paid to \$2,147, an \$89 savings.

1. **School Board:** The School Board, as governing body of the taxing unit, is responsible for control, operation, organization, management and administration of public schools pursuant to standards prescribed by Florida Statutes and State Board of Education rules. Homeowners receive only \$25K in homestead exemption on School Board property taxes because schools are exempt from the Amendment 1 additional \$25K homestead exemption approved by Florida voters in 2008. In November 2012, Seminole County voters approved up to a 1 mill increase in their property taxes over a four year period (2013 - 2016 tax rolls) to preserve quality education in our schools.
2. **Seminole County Government:**
 - General Services:** The Seminole County Board of County Commissioners determines the county-wide ad valorem taxes required for the provision of county-wide services such as law enforcement, court facilities, roads, drainage, libraries, parks and other general government responsibilities.
 - Roads:** A Municipal Service Taxing Unit supporting transportation systems designated by the Board of County Commissioners as local feeder roads, local distributor roads and local access roads within the unincorporated area of Seminole County.
 - Fire Protection:** A Municipal Service Taxing Unit providing for fire protection and prevention, and rescue/emergency medical services to all properties in unincorporated Seminole County, the City of Altamonte Springs, the City of Winter Springs, the City of Casselberry and territories that may be included by special mutual aid agreement.
3. **St. Johns River Water Management District:** Florida is divided into five independent water management taxing districts whose mission is to preserve and manage Florida's water resources. The SJRWMD manages groundwater and surface water resources in all or part of 18 counties in northeast and east-central Florida.

RESIDENTIAL HOME PROPERTY TAX COMPARISON



Millage Rates By Taxing Authority

Taxing District	Unincorporated Seminole County	Altamonte Springs	Casselberry	Lake Mary	Longwood	Oviedo	Sanford	Winter Springs
General Countywide	4.8751	4.8751	4.8751	4.8751	4.8751	4.8751	4.8751	4.8751
School District	6.8570	6.8570	6.8570	6.8570	6.8570	6.8570	6.8570	6.8570
School Board Voted Millage	0.7000	0.7000	0.7000	0.7000	0.7000	0.7000	0.7000	0.7000
St Johns River Water Management District	0.2885	0.2885	0.2885	0.2885	0.2885	0.2885	0.2885	0.2885
Total Countywide Millage	12.7206	12.7206	12.7206	12.7206	12.7206	12.7206	12.7206	12.7206
Unincorporated County - Road District	0.1107							
County/Municipal Fire District	2.3299	2.3299	2.3299					2.3299
City		3.1000	3.1201	3.5895	5.5000	5.0566	7.3250	2.4300
City Voted Debt						0.2254		0.0700
Total Municipal Services Millage	2.4406	5.4299	5.4500	3.5895	5.5000	5.2820	7.3250	4.8299
Total Millage Rate	15.1612	18.1505	18.1706	16.3101	18.2206	18.0026	20.0456	17.5505

Comparison is based on the FY 2016/17 adopted property tax rates for a single family home in Seminole County with an assessed value of \$185K.

COUNTYWIDE SUMMARY OF SOURCES

ACCOUNT MAJOR - MINOR - OBJECT ACCOUNT	FY 2014/15 ACTUALS	FY 2015/16 ADOPTED BUDGET	FY 2016/17 ADOPTED BUDGET	BUDGET VARIANCE
310 TAXES				
311 AD VALOREM				
311100 AD VALOREM-CURRENT	(161,041,363)	(172,303,062)	(181,814,398)	(9,511,336)
311200 AD VALOREM-DELINQUENT	(241,588)	(246,500)	(236,500)	10,000
311 AD VALOREM Total	\$ (161,282,951)	\$ (172,549,562)	\$ (182,050,898)	\$ (9,501,336)
312 LOCAL OPTION USE & FUEL TAXES				
312120 TOURIST DEVELOPMENT TAX	(4,645,107)	(4,725,000)	(4,906,200)	(181,200)
312300 COUNTY VOTED GAS TAX	(2,119,453)	(2,100,000)	(2,190,000)	(90,000)
312410 1/6 CENT LOCAL OPTION GAS TAX	(7,496,938)	(7,497,000)	(7,750,000)	(253,000)
312415 LOCAL ALTERNATIVE FUEL TAX		(2,500)	(2,500)	-
312600 DISCRETIONARY SALES SURTAX	(27,214,675)	(37,224,200)	(39,343,116)	(2,118,916)
312 LOCAL OPTION USE & FUEL TAXES Total	\$ (41,476,173)	\$ (51,548,700)	\$ (54,191,816)	\$ (2,643,116)
314 UTILITY SERVICES TAXES				
314100 UTILITY TAX-ELECTRICITY	(5,089,295)	(5,100,000)	(5,200,000)	(100,000)
314300 UTILITY TAX-WATER	(1,205,891)	(1,250,000)	(1,250,000)	-
314400 UTILITY TAX-GAS	(8,160)	(150,000)	(135,000)	15,000
314700 UTILITY TAX-FUEL OIL	(285)	(500)	(300)	200
314800 UTILITY TAX-PROPANE	(224,350)	(100,000)	(100,000)	-
314 UTILITY SERVICES TAXES Total	\$ (6,527,980)	\$ (6,600,500)	\$ (6,685,300)	\$ (84,800)
315 COMMUNICATIONS SERVICE TAX				
315100 COMMUNICATION SERVICE TAX	(7,081,620)	(7,100,000)	(6,800,000)	300,000
315 COMMUNICATIONS SERVICE TAX Total	\$ (7,081,620)	\$ (7,100,000)	\$ (6,800,000)	\$ 300,000
316 LOCAL BUSINESS TAX				
316100 PROF/OCCUPATION/LOCAL BUS TAX	(454,699)	(500,000)	(500,000)	-
316 LOCAL BUSINESS TAX Total	\$ (454,699)	\$ (500,000)	\$ (500,000)	\$ -
310 TAXES Total	\$ (216,823,424)	\$ (238,298,762)	\$ (250,228,014)	\$ (11,929,252)
320 PERMITS FEES & SPECIAL ASSMTS				
322 PERMITS				
322100 BUILDING PERMITS	(2,099,338)	(2,125,000)	(2,300,000)	(175,000)
322102 ELECTRICAL	(328,323)	(310,000)	(310,000)	-
322103 PLUMBING	(243,864)	(215,000)	(215,000)	-
322104 MECHANICAL	(252,005)	(230,000)	(255,000)	(25,000)
322106 WELLS	(7,310)	(8,500)	(8,500)	-
322107 SIGNS	(34,482)	(30,000)	(30,000)	-
322108 GAS	(75,905)	(65,000)	(55,000)	10,000
322 PERMITS Total	\$ (3,041,227)	\$ (2,983,500)	\$ (3,173,500)	\$ (190,000)
323 FRANCHISE FEES				
323700 FRANCHISE FEES- SOLID WASTE	(81,996)	(35,000)	(45,000)	(10,000)
323 FRANCHISE FEES Total	\$ (81,996)	\$ (35,000)	\$ (45,000)	\$ (10,000)
324 IMPACT FEES				
324110 IMPACT FEES RESID PUBLIC SAFET	(86,806)	(65,000)	(65,000)	-
324120 IMPACT FEES COMM PUBLIC SAFET	(82,086)	(75,000)	(85,000)	(10,000)
324130 - WINTER SPRINGS FIRE IMPACT FEES	(317,229)			-
324310 IMPACT FEES RESID TRANSPORTATI	(725,594)	(630,000)	(665,000)	(35,000)
324320 IMPACT FEES COMM TRANSPORTATI	(1,671,800)	(1,365,000)	(1,610,000)	(245,000)

COUNTYWIDE SUMMARY OF SOURCES

ACCOUNT MAJOR - MINOR - OBJECT ACCOUNT	FY 2014/15 ACTUALS	FY 2015/16 ADOPTED BUDGET	FY 2016/17 ADOPTED BUDGET	BUDGET VARIANCE
324610 IMPACT FEES RESID CULTURE	(51,231)	(35,000)	(50,000)	(15,000)
324620 IMPACT FEES COMM CULTURE	(43,578)	(20,000)	(20,000)	-
324 IMPACT FEES Total	\$ (2,978,324)	\$ (2,190,000)	\$ (2,495,000)	\$ (305,000)
325 SPECIAL ASSESSMENTS				
325110 SPECIAL ASSESSMENT-CAPITAL	(84,451)	(101,625)	(83,815)	17,810
325210 SPECIAL ASSESSMENT-SERVICE	(16,242,639)	(16,720,390)	(16,857,935)	(137,545)
325 SPECIAL ASSESSMENTS Total	\$ (16,327,090)	\$ (16,822,015)	\$ (16,941,750)	\$ (119,735)
329 OTHER PERMITS & SPECIAL ASSMTS				
329170 ARBOR PERMIT	(21,900)	(10,000)	(10,000)	-
329180 DREDGE/FILL PERMIT	(3,000)	(1,500)	(1,500)	-
329190 ABANDONED PROPERTY REGISTRATIO	(134,000)	(50,000)	(120,000)	(70,000)
329 OTHER PERMITS & SPECIAL ASSMTS Total	\$ (158,900)	\$ (61,500)	\$ (131,500)	\$ (70,000)
320 PERMITS FEES & SPECIAL ASSMTS Total	\$ (22,587,538)	\$ (22,092,015)	\$ (22,786,750)	\$ (694,735)
330 INTERGOVERNMENTAL REVENUE				
331 FEDERAL GRANTS				
331100 ELECTION GRANTS	(80,475)	-	-	-
331224 SHERIFF-FEDERAL GRANTS	(238,282)	-	-	-
331228 SUPERVISED VISITATION	(113,935)	-	-	-
331230 EMPG GRANT	(160,238)	-	(31,885)	(31,885)
331490 TRANS REV GRANT	(3,936,956)	-	-	-
331500 SHELTER PLUS CARE AGREEMENT	(406,729)	(475,018)	-	475,018
331501 TREASURY SUBSIDY	(1,477,289)	(1,208,972)	(1,284,005)	(75,033)
331540 COMMUNITY DEVELPMNT BLK GT	(1,871,945)	(2,072,138)	(2,069,433)	2,705
331550 EMERGENCY SHELTER GRANT	(157,836)	(151,092)	(630,383)	(479,291)
331570 NEIGHBORHOOD STABILIZATION	(294,470)	(56,345)	(31,402)	24,943
331590 HOME PROGRAM CF	(1,228,373)	(480,339)	(497,897)	(17,558)
331599 FED - ECONOMIC ENVIRONMENT	(36,584)	-	-	-
331690 FEDERAL GRANT HUMAN SERVICES	(276,744)	(275,479)	(41,931)	233,548
331692 CHILD MENTAL HEALTH INITIATIVE	(2,197,143)	(1,000,000)	-	1,000,000
331720 FEDERAL RECREATION GRANT	(200,000)	-	-	-
331721 ERATE TELECOM DISCNT PROG	(7,212)	-	-	-
331820 ADULT DRUG COURT	(263,064)	(381,046)	(324,996)	56,050
331825 VETERANS TREATMENT COURT	(33,111)	-	(21,746)	(21,746)
331 FEDERAL GRANTS Total	\$ (12,980,388)	\$ (6,100,429)	\$ (4,933,678)	\$ 1,166,751
334 STATE GRANTS				
334200 EMS TRUST FUND GRANT	(256,428)	-	-	-
334220 PUBLIC SAFETY GRANT	(116,891)	(26,486)	-	26,486
334221 SHERIFF-STATE GRANTS	(3,954,423)	-	-	-
334360 STORMWATER MANAGEMENT	(80,503)	-	-	-
334490 TRANSPORTATION REV GRANT	(1,154)	-	-	-
334499 FDOT LIGHTING AGREEMENT	(13,571)	(13,979)	(14,297)	(318)
334690 OTHER HUMAN SERVICES GRANTS	(256,643)	(255,032)	-	255,032
334697 MOSQUITO CONTROL GRANT	(31,540)	(31,540)	(502,468)	(470,928)
334710 AID TO LIBRARIES	(211,538)	(200,000)	(128,318)	71,682
334750 ENVIRONMENTAL PROTECTION GRANT	(226,022)	-	-	-
334 STATE GRANTS Total	\$ (5,148,713)	\$ (527,037)	\$ (645,083)	\$ (118,046)

COUNTYWIDE SUMMARY OF SOURCES

ACCOUNT MAJOR - MINOR - OBJECT ACCOUNT	FY 2014/15 ACTUALS	FY 2015/16 ADOPTED BUDGET	FY 2016/17 ADOPTED BUDGET	BUDGET VARIANCE
335 STATE SHARED REVENUES				
335120 STATE REVENUE SHARING	(9,278,792)	(9,444,750)	(10,063,000)	(618,250)
335130 INSURANCE AGENTS LICENSE	(133,518)	(135,000)	(135,000)	-
335140 MOBILE HOME LICENSES	(33,626)	(33,000)	(33,000)	-
335150 ALCOHOLIC BEVERAGE	(142,016)	(135,000)	(135,000)	-
335160 PARI-MUTUAL DISTRIBUTION	(446,500)	(446,500)	(446,500)	-
335180 HALF-CENT STATE SALES TAX	(23,709,815)	(24,675,000)	(25,132,000)	(457,000)
335210 FIREFIGHTERS SUPPLEMENT	(108,379)	(120,000)	(120,000)	-
335220 E911 WIRELESS	(1,443,284)	(1,300,000)	(1,500,000)	(200,000)
335225 E911 NON WIRELESS	(625,743)	(755,000)	(500,000)	255,000
335491 CONSTITUTIONAL GAS TAX	(3,649,348)	(3,697,500)	(3,600,000)	97,500
335492 COUNTY GAS TAX	(1,604,810)	(1,606,500)	(1,660,000)	(53,500)
335493 MOTOR FUEL TAX	(112,609)	(135,000)	(135,000)	-
335520 SHIP PROGRAM REVENUE	(709,438)	(2,174,579)	(2,481,537)	(306,958)
335710 BOATING IMPROVEMENT FEES	(89,721)	(90,000)	(83,000)	7,000
335 STATE SHARED REVENUES Total	\$ (42,087,598)	\$ (44,747,829)	\$ (46,024,037)	\$ (1,276,208)
337 GRANTS FROM OTHER LOCAL UNITS				
337100 ECONOMIC INCENTIVE	(67,667)	(172,050)	(452,438)	(280,388)
337300 NPDES CITIES		(24,000)	(24,000)	-
337900 LOCAL GRANTS & AIDS -LONG RG P	(318,743)	(30,000)	(50,000)	(20,000)
337 GRANTS FROM OTHER LOCAL UNITS Total	\$ (386,410)	\$ (226,050)	\$ (526,438)	\$ (300,388)
338 SHARED REV FROM LOCAL UNITS				
338410 TAX INCREMENTS-CITIES	(667,189)	(727,037)	(860,245)	(133,208)
338420 TAX INCREMENTS COUNTY	(1,108,550)	(1,202,724)	(1,452,614)	(249,890)
338 SHARED REV FROM LOCAL UNITS Total	\$ (1,775,740)	\$ (1,929,761)	\$ (2,312,859)	\$ (383,098)
330 INTERGOVERNMENTAL REVENUE Total	\$ (62,378,849)	\$ (53,531,106)	\$ (54,442,095)	\$ (910,989)
340 CHARGES FOR SERVICES				
341 GENERAL GOVT NOT COURT RELATED				
341160 COURT TECH FEE \$2	(650,133)	(610,000)	(675,000)	(65,000)
341200 ZONING FEES	(456,197)	(325,000)	(350,000)	(25,000)
341210 INTERNAL SER FEES-FLEET EQUIP	(3,341,528)	(4,840,686)	(4,600,620)	240,066
341220 BOCC INSURANCE EMPLOYER	(12,627,943)	(14,084,313)	(14,506,842)	(422,529)
341230 BOCC INSURANCE EMPLOYEE	(2,027,880)	(2,123,694)	(2,273,694)	(150,000)
341240 BOCC INSURANCE RETIREE	(1,130,747)	(1,353,951)	(1,353,951)	-
341250 BOCC INSURANCE COBRA	(36,795)	(33,228)	(33,228)	-
341260 TAX COLLECTOR INSURANCE	(929,921)	(874,440)	(900,673)	(26,233)
341265 PROPERTY APPRAISER INSURANCE	(758,690)	(745,818)	(768,193)	(22,375)
341270 SUPERVISOR OF ELECTIONS INSUR	(191,621)	(201,159)	(207,194)	(6,035)
341280 PORT AUTHORITY INSURANCE	(43,385)	(49,701)	(51,192)	(1,491)
341290 BOCC HEALTH PROGRAM	(50,025)	(141,600)	(141,600)	-
341320 SCHOOL ADMIN FEE	(121,757)	(115,000)	(120,000)	(5,000)
341350 ADMIN FEE - MSBU	(1,450)	(500)	(500)	-
341357 ADMIN FEE - SOLID WASTE	(782,500)	(820,000)	(795,000)	25,000
341358 ADMIN FEE - STREET LIGHTING	(225,000)	(225,000)	(195,000)	30,000
341359 ADMIN FEE - MSBU FUNDS	(38,165)	(88,630)	(30,050)	58,580
341520 SHERIFFS FEES	(512,959)	(531,500)	(531,500)	-
341910 ADDRESSING FEES	(10,190)	(15,000)	(15,000)	-
341 GENERAL GOVT NOT COURT RELATED Total	\$ (23,936,886)	\$ (27,179,220)	\$ (27,549,237)	\$ (370,017)

COUNTYWIDE SUMMARY OF SOURCES

ACCOUNT MAJOR - MINOR - OBJECT ACCOUNT	FY 2014/15 ACTUALS	FY 2015/16 ADOPTED BUDGET	FY 2016/17 ADOPTED BUDGET	BUDGET VARIANCE
342 PUBLIC SAFETY				
342100 REIMBURSEMENT - SHERIFF	(2,362,894)	(2,333,168)	(2,999,404)	(666,236)
342210 FIRE/EMS SERVICES		(1,377,025)	(896,463)	480,562
342320 HOUSING OF PRISONERS	(2,205,396)	(2,817,500)	(2,817,500)	-
342330 INMATE FEES	(263,647)	(232,000)	(232,000)	-
342390 HOUSING OF PRISONER-OTHER	(45,113)	(45,000)	(45,000)	-
342420 E911 CELLULAR PHONE FEES	(1,000)			-
342430 EMERGENCY MGMT	(3,338)	(5,000)	(5,000)	-
342515 INSPECTION FEE - ENVIRONMENT	(60,586)	(73,032)	(73,762)	(730)
342516 AFTER HOURS INSPECTIONS	(98,480)	(80,000)	(80,000)	-
342530 SHERIFF - IRON BRIDGE	(216,000)	(216,000)	(217,600)	(1,600)
342560 ENGINEERING	(317,318)	(300,000)	(336,865)	(36,865)
342590 REINSPECTIONS	(269,343)	(210,000)	(210,000)	-
342600 PUBLIC SAFETY - FIRE PERMITS	(81,628)	(90,000)	(115,000)	(25,000)
342605 FIRE PERMITS-WS	(27,329)	(15,000)	(15,000)	-
342610 AMBULANCE TRANSPORT FEES	(6,573,549)	(6,100,000)	(6,625,000)	(525,000)
342630 FIRE INSPECTION FEES	(4,570)	(5,000)	(5,000)	-
342910 INMPOUND/IMMOBILIZATION	(14,500)	(15,000)	(15,000)	-
342920 SUPERVISOR - PAY	(28,350)	(20,000)	(25,000)	(5,000)
342930 TRAINING CENTER FEE	(115,733)	(100,000)	(100,000)	-
342 PUBLIC SAFETY Total	\$ (12,688,774)	\$ (14,033,725)	\$ (14,813,594)	\$ (779,869)
343 PHYSICAL ENVIRONMENT				
343310 WATER UTILITY-RESIDENTIAL	(20,133,134)	(20,253,956)	(21,622,021)	(1,368,065)
343315 PRIVATE COMMERCIAL FIRE LINES	(28,840)	(28,868)	(28,771)	97
343320 WATER UTILITY - BULK	(72,092)	(62,982)	(64,871)	(1,889)
343330 METER SET CHARGES	(264,047)	(238,835)	(236,516)	2,319
343340 METER RECONNECT CHARGES	(523,627)	(491,300)	(499,029)	(7,729)
343350 CAPACITY MAINTENANCE-WTR	(46,944)	(48,477)	(44,071)	4,406
343360 RECYCLED WATER	(1,799,445)	(1,824,329)	(1,871,322)	(46,993)
343412 TRANSFER STATION CHARGES	(10,077,868)	(10,370,406)	(10,600,000)	(229,594)
343414 OSCEOLA LANDFILL CHARGES	(1,828,593)	(1,928,856)	(1,865,347)	63,509
343415 WINTER PARK LANDFILL CHARGES		-	(799,505)	(799,505)
343417 RECYCLING FEES	(416,139)	(225,000)	(100,000)	125,000
343419 OTHER LANDFILL CHARGES	(6,711)	(6,000)	(6,000)	-
343510 SEWER UTILITY-RESIDENTIAL	(26,700,745)	(27,694,565)	(28,797,526)	(1,102,961)
343520 SEWER UTILITY - BULK	(3,396,223)	(3,308,516)	(3,467,794)	(159,278)
343550 CAPACITY MAINTENANCE-SWR	(48,318)	(49,911)	(45,368)	4,543
343901 TOWER COMM FEES	(136,688)	(70,000)	(136,000)	(66,000)
343902 FIBER WAN FEES	(14,800)	(21,950)	(15,000)	6,950
343903 REBAND 800 MHZ	(388,712)			-
343904 SVC CHGS-OTH PHYSICAL ENVIRON	(48,369)	(53,000)	(53,000)	-
343 PHYSICAL ENVIRONMENT Total	\$ (65,931,294)	\$ (66,676,951)	\$ (70,252,141)	\$ (3,575,190)
344 TRANSPORTATION (USER FEES)				
344910 SIGNALS/CHARGES FOR SERVICES	(771,440)	(891,351)	(898,903)	(7,552)
344920 FIBER CONSTRUCTION AND MAINT	(392,367)	(329,967)	(373,754)	(43,787)
344 TRANSPORTATION (USER FEES) Total	\$ (1,163,808)	\$ (1,221,318)	\$ (1,272,657)	\$ (51,339)
346 HUMAN SERVICES				
346400 ANIMAL CONTROL	(216,458)	(210,000)	(210,000)	-
346 HUMAN SERVICES Total	\$ (216,458)	\$ (210,000)	\$ (210,000)	\$ -

COUNTYWIDE SUMMARY OF SOURCES

ACCOUNT MAJOR - MINOR - OBJECT ACCOUNT	FY 2014/15 ACTUALS	FY 2015/16 ADOPTED BUDGET	FY 2016/17 ADOPTED BUDGET	BUDGET VARIANCE
347 CULTURE - RECREATION				
347200 PARKS AND REC RED BUG	(1,195,830)	(1,844,316)	(2,387,778)	(543,462)
347201 PASSIVE PARKS AND TRAILS	(61,233)	(56,750)	(55,000)	1,750
347301 MUSEUM FEES	(4,227)	(2,000)	(2,000)	-
347501 YARBOROUGH NATURE CENTER	(11,987)	(14,846)	(15,000)	(154)
347 CULTURE - RECREATION Total	\$ (1,273,277)	\$ (1,917,912)	\$ (2,459,778)	\$ (541,866)
348 COURT RELATED REVENUES				
348880 SUPERVISION - PROBATION	(604,351)	(600,000)	(650,000)	(50,000)
348921 COURT INNOVATIONS	(108,291)	(110,000)	(108,750)	1,250
348922 LEGAL AID	(108,291)	(110,000)	(108,750)	1,250
348923 LAW LIBRARY	(108,291)	(110,000)	(108,750)	1,250
348924 JUVENILE ALTERNATIVE PROGRAMS	(108,291)	(110,000)	(108,750)	1,250
348930 STATE COURT FACILITY SURCHARGE	(1,615,459)	(1,600,000)	(1,625,000)	(25,000)
348991 TEEN COURT \$3	(142,667)	(145,000)	(142,000)	3,000
348992 POLICE ED \$2 ASSESS	(41,796)	(52,000)	(40,000)	12,000
348993 CRIME PREVENTION	(53,636)	(55,000)	(52,000)	3,000
348994 TRAFFIC SURCHG DRUG ABUSE TRUS	(58,940)	(55,000)	(60,000)	(5,000)
348995 CRIM JUSTICE ED \$2.50	(132,854)	(148,000)	(130,000)	18,000
348 COURT RELATED REVENUES Total	\$ (3,082,865)	\$ (3,095,000)	\$ (3,134,000)	\$ (39,000)
349 OTH CHARGES FOR SERV-NOT COURT				
349100 SERVICE CHARGE-AGENCIES	(70,492)	(75,000)	(75,000)	-
349200 CONCURRENCY REVIEW	(20,290)	(20,000)	(20,000)	-
349210 FLOOD ZONE REVIEW	(9,960)	(8,000)	(6,000)	2,000
349 OTH CHARGES FOR SERV-NOT COURT Total	\$ (100,742)	\$ (103,000)	\$ (101,000)	\$ 2,000
340 CHARGES FOR SERVICES Total	\$ (108,394,104)	\$ (114,437,126)	\$ (119,792,407)	\$ (5,355,281)
350 JUDGEMENTS FINES & FORFEITS				
351 COURT ORDERED JUDGEMENT FINES				
351500 TRAFFIC CT PARKING FINES	(8,185)	(15,000)	(10,000)	5,000
351700 INTERGOVT RADIO PROGRAM	(437,766)	(450,000)	(450,000)	-
351910 CONFISCATIONS	(791,114)	-	-	-
351 COURT ORDERED JUDGEMENT FINES Total	\$ (1,237,065)	\$ (465,000)	\$ (460,000)	\$ 5,000
352 FINES-LIBRARIES				
352100 LIBRARY	(167,329)	(139,000)	(139,000)	-
352 FINES-LIBRARIES Total	\$ (167,329)	\$ (139,000)	\$ (139,000)	\$ -
354 FINES - LOCAL ORD VIOLATIONS				
354200 CODE ENFORCEMENT	(224,256)	(150,000)	(150,000)	-
354410 ARBOR VIOLATION	(40,000)	(8,000)	(8,000)	-
354 FINES - LOCAL ORD VIOLATIONS Total	\$ (264,256)	\$ (158,000)	\$ (158,000)	\$ -
359 OTHER JUDGEMENTS FINES FORFEIT				
359901 ADULT DIVERSION	(367,848)	(350,000)	(375,000)	(25,000)
359902 COMMUNITY SVC INSURANCE	(11,231)	(11,000)	(11,000)	-
359903 ADULT DRUG COURT	(39,188)	-	-	-
359 OTHER JUDGEMENTS FINES FORFEIT Total	\$ (418,267)	\$ (361,000)	\$ (386,000)	\$ (25,000)
350 JUDGEMENTS FINES & FORFEITS Total	\$ (2,086,916)	\$ (1,123,000)	\$ (1,143,000)	\$ (20,000)

COUNTYWIDE SUMMARY OF SOURCES

ACCOUNT MAJOR - MINOR - OBJECT ACCOUNT	FY 2014/15 ACTUALS	FY 2015/16 ADOPTED BUDGET	FY 2016/17 ADOPTED BUDGET	BUDGET VARIANCE
360 MISCELLANEOUS REVENUES				
324 IMPACT FEES				
363220 FIRE IMPACT FEE	(344)			-
363221 LAW ENFORCEMENT IMPACT FEE	(175)			-
363230 IMPACT FEE-PHYSICAL ENVMT	(400)			-
363270 CULTURE/RECR TN IMPACT FEE	(108)			-
363400 TRANSPORTATION IMPACT FEE	(758)			-
324 IMPACT FEES Total	\$ (1,785)			\$ -
361 INTEREST & OTHER EARNINGS				
361100 INTEREST ON INVESTMENTS	(1,602,619)	(538,714)	(715,211)	(176,497)
361120 SHIP MORTGAGE INTEREST	(298)			-
361132 INTEREST-TAX COLLECTOR	(348)	(25)		25
361133 INTEREST-SHERIFF	(1,029)	(1,000)	(1,000)	-
361200 INTEREST-STATE BOARD ADM	(32)			-
361 INTEREST & OTHER EARNINGS Total	\$ (1,604,326)	\$ (539,739)	\$ (716,211)	\$ (176,472)
362 RENTS & ROYALTIES				
362100 RENTS AND ROYALTIES	(60,384)	(64,372)	(64,321)	51
362 RENTS & ROYALTIES Total	\$ (60,384)	\$ (64,372)	\$ (64,321)	\$ 51
364 DISPOSITION OF FIXED ASSETS				
364100 FIXED ASSET SALE PROCEEDS	(353,364)	(91,865)	(106,617)	(14,752)
364 DISPOSITION OF FIXED ASSETS Total	\$ (353,364)	\$ (91,865)	\$ (106,617)	\$ (14,752)
365 SALES OF SURPLUS MATERIALS				
365101 METHANE GAS SALES	(264,459)	(340,000)	(220,000)	120,000
365 SALES OF SURPLUS MATERIALS Total	\$ (264,459)	\$ (340,000)	\$ (220,000)	\$ 120,000
366 CONTRIBUTIONS & DONATIONS				
366100 CONTRIBUTIONS & DONATIONS	(3,783,803)	(45,000)	(44,000)	1,000
366101 CONTRIBUTIONS PORT AUTHORITY	(1,000,000)	(500,000)	(500,000)	-
366175 SEMINOLE COUNTY HEROES MEMORIA	(83,750)			-
366270 MEMORIAL TREE DONATIONS	(2,050)			-
366400 ENTERPRISE CONTRIBUTIONS	(2,246,889)	(2,250,828)	(1,663,227)	587,601
366 CONTRIBUTIONS & DONATIONS Total	\$ (7,116,492)	\$ (2,795,828)	\$ (2,207,227)	\$ 588,601
367 LICENSES				
367110 COMPETENCY CERTIFICATE	(55,350)	(46,000)		46,000
367 LICENSES Total	\$ (55,350)	\$ (46,000)		\$ 46,000
369 OTHER MISCELLANEOUS REVENUES				
369100 TAX DEED SURPLUS	(3,302)			-
369120 SHIP MORTGAGE PRINCIPAL	(407,572)			-
369310 INSURANCE PROCEEDS	(20,180)	(21,456)	(12,719)	8,737
369400 REIMBURSEMENTS	(321,941)	(400,000)	(400,000)	-
369900 MISCELLANEOUS-OTHER	(596,145)	(556,415)	(542,397)	14,018
369910 COPYING FEES	(62,028)	(55,000)	(55,000)	-
369911 MAPS AND PUBLICATIONS	(62)	(200)	(200)	-
369912 MISCELLANEOUS - SHERIFF	(477,725)	(636,000)	(636,000)	-
369920 MISCELLANEOUS-ELECTION	(2,583)	(4,000)	(4,000)	-
369925 CC CONVENIENCE FEES	(300,999)	(287,000)	(327,000)	(40,000)
369930 REIMBURSEMENTS	(765,494)	(110,000)	(110,000)	-

COUNTYWIDE SUMMARY OF SOURCES

ACCOUNT MAJOR - MINOR - OBJECT ACCOUNT	FY 2014/15 ACTUALS	FY 2015/16 ADOPTED BUDGET	FY 2016/17 ADOPTED BUDGET	BUDGET VARIANCE
369935 REIMBURSEMENTS - REBATES	(296,817)	(200,000)	(200,000)	-
369940 REIMBURSEMENTS - RADIOS	(113,163)	(115,000)	(115,000)	-
369950 NSP RESALES/PROGRAM INCOME	(123,919)	-	-	-
369955 NON-CASH NSP PROGRAM INCOME	(11,355)	-	-	-
369 OTHER MISCELLANEOUS REVENUES Total	\$ (3,503,286)	\$ (2,385,071)	\$ (2,402,316)	\$ (17,245)
360 MISCELLANEOUS REVENUES Total	\$ (12,959,446)	\$ (6,262,875)	\$ (5,716,692)	\$ 546,183
380 OTHER SOURCES				
381 INTERFUND TRANSFERS IN				
381100 TRANSFER FROM FUND 30600	(73,479,734)	(28,749,896)	(35,631,840)	(6,881,944)
381 INTERFUND TRANSFERS IN Total	\$ (73,479,734)	\$ (28,749,896)	\$ (35,631,840)	\$ (6,881,944)
385 PROCEEDS FROM REFUNDING BONDS				
385100 PROCEEDS OF REFUNDING BONDS	(29,810,000)	-	-	-
385 PROCEEDS FROM REFUNDING BONDS Total	\$ (29,810,000)	\$ -	\$ -	\$ -
386 TRANSFERS FROM CONSITITUTIONAL				
386200 EXCESS FEES-CLERK	(511,724)	-	(300,000)	(300,000)
386300 EXCESS FEES-SHERIFF	(217,167)	-	(100,000)	(100,000)
386400 EXCESS FEES-TAX COLLECTOR	(3,921,011)	(4,550,000)	(4,565,000)	(15,000)
386500 EXCESS FEES-PROP APPRAISER	(8,289)	-	-	-
386700 EXCESS FEES SUPERVISOR OF ELEC	(451,428)	(400,000)	(400,000)	-
386 TRANSFERS FROM CONSITITUTIONAL Total	\$ (5,109,619)	\$ (4,950,000)	\$ (5,365,000)	\$ (415,000)
388 PROCEEDS OF CAPITAL ASSET DISP				
388110 SALE OF CAPITAL ASSETS	(1,800,000)	-	-	-
388 PROCEEDS OF CAPITAL ASSET DISP Total	\$ (1,800,000)	\$ -	\$ -	\$ -
380 OTHER SOURCES Total	\$ (110,199,353)	\$ (33,699,896)	\$ (40,996,840)	\$ (7,296,944)
399 FUND BALANCE				
399 FUND BALANCE				
399999 BEGINNING FUND BALANCE	-	(238,906,270)	(253,507,723)	(14,601,453)
399 FUND BALANCE Total	\$ -	\$ (238,906,270)	\$ (253,507,723)	\$ (14,601,453)
399 FUND BALANCE Total	\$ -	\$ (238,906,270)	\$ (253,507,723)	\$ (14,601,453)
Grand Total	\$ (535,429,630)	\$ (708,351,049)	\$ (748,613,521)	\$ (40,262,472)

COUNTYWIDE FUND DEPARTMENT RELATIONSHIP STRUCTURE

(EXCLUDING INTERNAL CHARGES AND CONTRA BUDGETS)

FUND TYPE	ADMINISTRATION	CONSTITUTIONAL OFFICERS	COURT SUPPORT	LEISURE SERVICES	FIRE DEPT	COMMUNITY SERVICES	PUBLIC WORKS	ENVIRONMENTAL SERVICES	DEVELOPMENT SERVICES	INFORMATION SERVICES	RESOURCE MANAGEMENT	TOTAL
01 GENERAL FUNDS												
01 GENERAL FUNDS	\$ 13,188,403	\$ 134,899,874	\$ 775,588	\$ 14,182,879	\$ 2,503,753	\$ 10,328,191	\$ 16,850,183		\$ 2,579,571	\$ 6,553,875	\$ 6,285,685	\$ 208,148,002
02 REPLACEMENT FUNDS	21,800	369,300		110,972			963,330			935,602		2,401,004
03 AGENCY FUNDS	20,000			71,431								91,431
02 TRANSPORTATION FUNDS												
04 TRANSPORTATION FUNDS		26,200					17,227,798		6,536,795			23,790,793
05 SALES TAX FUNDS					3,539,600		43,551,250					47,090,850
03 FIRE DISTRICT FUNDS												
06 FIRE DISTRICT FUNDS		761,067			57,713,938		216,427					58,691,432
04 SPECIAL REVENUE FUNDS												
05 SALES TAX FUNDS												
07 BUILDING FUNDS									2,982,095			2,982,095
08 TOURISM FUNDS	2,186,480			175,258								2,361,738
09 COURT RELATED FUNDS		160,883	1,046,554									1,207,437
10 EMS TRUST FUNDS												
11 GRANT FUNDS	31,885					5,395,583	502,468				340,567	6,270,503
12 LAW ENFORCEMENT FUNDS		200,000										200,000
13 SPECIAL REVENUE FUNDS		148,169		300,318					148,281			596,768
14 EMERGENCY 911 FUNDS	1,882,846											1,882,846
15 CRA FUNDS	489,783											489,783
16 MSBU FUNDS											19,107,347	19,107,347
05 DEBT SERVICE FUNDS												
17 DEBT SERVICE FUNDS											9,908,927	9,908,927
06 CAPITAL FUNDS												
18 CAPITAL FUNDS	150,000			773,382								923,382
07 ENTERPRISE FUNDS												
19 WATER & SEWER FUNDS							61,246	68,797,159				68,858,405
20 SOLID WASTE FUNDS							39,760	10,080,322				10,120,082
08 INTERNAL SERVICE FUNDS												
21 INTERNAL SERVICE FUNDS	19,660,248										4,325,921	23,986,169
TOTAL	\$ 37,631,445	\$ 136,565,493	\$ 1,822,142	\$ 15,614,240	\$ 63,757,291	\$ 15,723,774	\$ 79,412,462	\$ 78,877,481	\$ 12,246,742	\$ 7,489,477	\$ 39,968,447	\$ 489,108,994

DEPARTMENT – PROGRAM STRUCTURE

DEPARTMENT - PROGRAM (EXCLUDES TRANSFERS AND RESERVES)	FY 2014/15 ACTUALS	FY 2015/16 ADOPTED BUDGET	FY 2016/17 ADOPTED BUDGET	BUDGET VARIANCE
01 ADMINISTRATION DEPT				
01 17-92 COMMUNITY REDEVELOPMENT	1,276,651	728,201	490,187	(238,014)
01 ANIMAL SERVICES	2,020,056	2,257,597	2,568,744	311,147
01 BENEFITS	17,248,907	20,086,484	19,845,294	(241,190)
01 BOARD OF COUNTY COMMISSIONERS	508,120	241,212	84,581	(156,631)
01 COUNTY ATTORNEY	681,213	373,750	68,691	(305,060)
01 COUNTY MANAGER	400,268	227,798	149,052	(78,746)
01 E-911	2,417,607	2,513,735	2,091,940	(421,795)
01 ECONOMIC DEV & COMMUNITY RELATIONS	3,158,358	4,164,363	4,900,375	736,012
01 EMERGENCY MANAGEMENT	680,432	670,131	1,059,005	388,874
01 HUMAN RESOURCES	332,370	290,722	63,907	(226,815)
01 OFFICE OF ORGANIZATIONAL EXCELLENCE	(15,362)	58,967	28,819	(30,149)
01 TELECOMMUNICATIONS	2,932,522	1,112,059	1,467,982	355,922
01 ADMINISTRATION DEPT Total	\$ 31,641,142	\$ 32,725,020	\$ 32,818,576	\$ 93,556
02 CONSTITUTIONAL OFFICERS DEPT				
02 CLERK OF THE COURT	1,461,041	902,339	280,769	(621,570)
02 JAIL OPERATION AND MAINTENANCE	35,690,853	36,369,777	38,794,375	2,424,598
02 JUDICIAL SECURITY	5,018,400	4,770,000	4,995,312	225,312
02 LAW ENFORCEMENT	70,360,220	69,629,753	74,200,940	4,571,187
02 LAW ENFORCEMENT TRUST	1,051,220			-
02 P.A.Y. PROGRAM	482,300	627,762	676,164	48,402
02 POLICE EDUCATION	190,487	200,000	200,000	-
02 PROBATION	1,762,076	2,035,408	2,175,333	139,925
02 PROPERTY APPRAISER	5,244,923	5,448,166	5,572,259	124,093
02 SUPERVISOR OF ELECTIONS	2,875,691	3,226,579	2,918,139	(308,440)
02 TAX COLLECTOR	6,563,571	7,055,792	7,417,606	361,814
02 TEEN COURT	192,672	154,353	160,883	6,530
02 CONSTITUTIONAL OFFICERS DEPT Total	\$ 130,893,454	\$ 130,419,928	\$ 137,391,780	\$ 6,971,852
03 COURT SUPPORT DEPT				
03 ARTICLE V COURT TECHNOLOGY	904,391	1,005,168	1,052,988	47,820
03 GUARDIAN AD LITEM	98,978	155,593	146,699	(8,894)
03 JUDICIAL	2,305,836	2,893,781	2,006,045	(887,736)
03 LAW LIBRARY	110,303	113,589	109,039	(4,550)
03 LEGAL AID	330,808	345,686	341,673	(4,013)
03 COURT SUPPORT DEPT Total	\$ 3,750,315	\$ 4,513,818	\$ 3,656,444	\$ (857,373)
04 LEISURE SERVICES DEPT				
04 AGENCY FUNDS	70,885			-
04 EXTENSION SERVICE	337,189	378,495	450,302	71,807
04 GREENWAYS & TRAILS	3,388,984	2,991,682	3,069,051	77,369
04 LEISURE BUSINESS OFFICE	679,551	712,781	738,829	26,048
04 LIBRARY SERVICES	5,815,532	6,239,865	6,565,486	325,621
04 NATURAL LANDS	855,510	390,010	1,313,638	923,627
04 PASSIVE PARKS		18,000		(18,000)
04 RECREATIONAL ACTIVITIES & PROG	11,621,574	5,045,093	5,846,051	800,958
04 LEISURE SERVICES DEPT Total	\$ 22,769,226	\$ 15,775,925	\$ 17,983,356	\$ 2,207,430

DEPARTMENT – PROGRAM STRUCTURE

DEPARTMENT - PROGRAM (EXCLUDES TRANSFERS AND RESERVES)	FY 2014/15 ACTUALS	FY 2015/16 ADOPTED BUDGET	FY 2016/17 ADOPTED BUDGET	BUDGET VARIANCE
05 FIRE DEPT				
05 CASSELBERRY EMS/FIRE	-	4,862,764	4,105,344	(757,419)
05 EMERGENCY COMMUNICATIONS	2,154,149	2,469,398	2,430,122	(39,276)
05 EMS PERFORMANCE MANAGEMENT	229,837	271,292	269,829	(1,464)
05 EMS/FIRE/RESCUE	50,949,441	53,444,100	62,482,262	9,038,162
05 FIRE BUSINESS OFFICE	415,273	265,099	143,017	(122,082)
05 FIRE PREVENTION BUREAU	564,194	654,186	889,101	234,915
05 FIRE DEPT Total	\$ 54,312,894	\$ 61,966,839	\$ 70,319,675	\$ 8,352,836
06 COMMUNITY SERVICES DEPT				
06 CHILD MENTAL HEALTH INITIATIVE	2,197,143	1,000,000		(1,000,000)
06 COMMUNITY DEVELOPMENT GRANTS	4,775,187	4,885,693	5,231,361	345,668
06 COMMUNITY SVCS BUSINESS OFFICE	591,892	678,034	891,555	213,521
06 COUNTY HEALTH DEPARTMENT	1,060,031	1,274,383	1,316,281	41,898
06 COUNTY LOW INCOME ASSISTANCE	2,131,204	2,285,160	2,747,972	462,812
06 GRANT LOW INCOME ASSISTANCE	743,474	800,497	521,222	(279,275)
06 MANDATED SERVICES - COMMUNITY	5,662,340	5,948,331	6,032,373	84,042
06 VETERANS' SERVICES	178,678	159,966	215,412	55,446
06 COMMUNITY SERVICES DEPT Total	\$ 17,339,949	\$ 17,032,063	\$ 16,956,175	\$ (75,888)
07 PUBLIC WORKS DEPT				
07 CAPITAL PROJECTS DELIVERY	26,371,230	47,240,939	48,066,870	825,931
07 ENGINEERING PROF SUPPORT	1,147,469	254,112	142,403	(111,709)
07 FACILITIES	6,002,953	5,460,550	5,901,424	440,875
07 FLEET MANAGEMENT	1,385,656	253,865	345,929	92,064
07 LAND MANAGEMENT			127,793	127,793
07 MOSQUITO CONTROL	574,266	645,915	1,325,027	679,112
07 PUBLIC WORKS BUSINESS OFFICE	1,397,125	492,988	526,062	33,074
07 ROADS-STORMWATER R&M	9,261,895	11,034,494	11,148,138	113,644
07 TRAFFIC OPERATIONS	4,327,043	5,056,300	5,203,373	147,073
07 WATER QUALITY	1,139,969	1,229,856	1,215,399	(14,457)
07 PUBLIC WORKS DEPT Total	\$ 51,607,606	\$ 71,669,018	\$ 74,002,418	\$ 2,333,400
08 ENVIRONMENTAL SERVICES DEPT				
08 CENTRAL TRANSFER STATION OPERA	3,581,686	4,696,202	4,282,542	(413,660)
08 ES BUSINESS OFFICE	1,614,186	2,230,002	2,192,834	(37,168)
08 LANDFILL OPERATIONS PROGRAM	4,829,011	3,894,227	3,545,447	(348,780)
08 SW-COMPLIANCE & PROGRAM MANAGE	4,024,283	3,869,896	5,010,770	1,140,874
08 UTILITIES ENGINEERING PROGRAM	15,729,555	38,027,775	45,253,638	7,225,864
08 WASTEWATER OPERATIONS	10,041,200	11,046,171	11,596,389	550,217
08 WATER OPERATIONS	31,008,889	12,817,599	13,510,656	693,058
08 ENVIRONMENTAL SERVICES DEPT Total	\$ 70,828,810	\$ 76,581,871	\$ 85,392,276	\$ 8,810,405

DEPARTMENT – PROGRAM STRUCTURE

DEPARTMENT - PROGRAM (EXCLUDES TRANSFERS AND RESERVES)	FY 2014/15 ACTUALS	FY 2015/16 ADOPTED BUDGET	FY 2016/17 ADOPTED BUDGET	BUDGET VARIANCE
11 DEVELOPMENT SERVICES DEPT				
11 BUILDING	2,505,873	3,138,067	3,465,697	327,630
11 DEV SVCS BUSINESS OFFICE	582,802	544,369	639,591	95,222
11 DEVELOPMENT REVIEW ENGINEERING	8,897	682,620	774,741	92,122
11 MASS TRANSIT PROGRAM (LYNX)	6,199,500	6,432,476	6,536,795	104,319
11 PLANNING AND DEVELOPMENT	1,382,378	1,693,582	1,552,313	(141,270)
11 DEVELOPMENT SERVICES DEPT Total	\$ 10,679,449	\$ 12,491,114	\$ 12,969,138	\$ 478,024
14 INFORMATION SERVICES DEPT				
14 DOCUMENT MANAGEMENT	554,798	508,762	26,155	(482,606)
14 ENTERPRISE APPLICATION DEVELOP	729,339	144,130	865,731	721,601
14 ENTERPRISE ARCHITECTURE	29,480			-
14 GEOGRAPHIC INFORMATION SYSTEMS	453,427	274,272	252,490	(21,782)
14 IS BUSINESS OFFICE	114,712	23,055	85,388	62,333
14 NETWORK INFRASTRUCTURE SUPPORT	125,759	15,447	71,746	56,299
14 TELEPHONE SUPPORT & MAINTENANC	340,487	734	139,833	139,099
14 WORKSTATION SUPPORT & MAINTENA	254,588	1,344,384	1,040,584	(303,801)
14 INFORMATION SERVICES DEPT Total	\$ 2,602,590	\$ 2,310,783	\$ 2,481,927	\$ 171,144
18 RESOURCE MANAGEMENT DEPT				
18 CENTRAL CHARGES	45,030,576	15,701,413	13,304,569	(2,396,844)
18 MAIL SERVICES	5,050	17,203	137,721	120,518
18 MSBU PROGRAM	17,425,518	19,435,311	19,146,652	(288,658)
18 OFFICE OF MANAGEMENT & BUDGET	207,751	166,272	126,097	(40,175)
18 PRINTING SERVICES	2,568	5,895	60,012	54,117
18 PURCHASING AND CONTRACTS	485,664	221,575	104,441	(117,134)
18 RECIPIENT AGENCY GRANTS	670,296	636,519	346,742	(289,777)
18 RESOURCE MGT - BUSINESS OFFICE	169,632	103,641	126,153	22,512
18 RISK MANAGEMENT	3,051,997	4,490,091	4,390,765	(99,326)
18 RESOURCE MANAGEMENT DEPT Total	\$ 67,049,052	\$ 40,777,919	\$ 37,743,153	\$ (3,034,766)
Grand Total	\$ 463,474,488	\$ 466,264,298	\$ 491,714,918	\$ 25,450,619

HISTORY OF MAJOR REVENUE SOURCES

Ad Valorem Tax - Also known as a property tax, ad valorem taxes are based on the assessed value (less exemptions) of real estate and tangible personal property. A millage rate is charged to each one thousand dollars of taxable property value.

The Property Appraiser's Office determines the property values on the tax roll as of January 1 each year and certifies the just market value less exemptions to each taxing authority by July 1st. In compliance with Florida laws and "Truth in Millage" requirements, taxing authorities determine the "millage" or "property tax" rates to be levied within their jurisdiction based on the Property Appraiser's certification of taxable values and the revenue required to fund the annual budget. Because of discount incentives authorized by Florida Statutes for early property tax payments and other tax roll adjustments resulting from Value Adjustment Board decisions, only 96% of ad valorem tax levied is budgeted and historically collected. By law the County must budget no less than 95% of property taxes levied.

The Seminole County Board of County Commissioners adopts the Countywide Operating, Unincorporated Road Municipal Service Taxing Unit (MSTU), and County/Municipal Fire MSTU millage rates. The Road District MSTU includes the unincorporated areas of Seminole County while the Fire/Rescue MSTU encompasses unincorporated Seminole County, the City of Altamonte Springs, the City of Winter Springs and the City of Casselberry. The City of Casselberry joined the Fire District in FY 2015/16.

A BCC county-wide voter approved debt service millage used to repay debt associated with \$25M in bonds issued for natural lands acquisition and preservation, and to construct a county-wide trails system ended in FY 2012/13 with the retirement of outstanding debt. The voted millage was levied for a twelve year period from fiscal year 2002 through 2013.

The School Board, municipalities and St. Johns River Water Management District also levy property tax in Seminole County and are responsible for setting tax rates within their districts. A comparison of all Seminole County taxing authorities and millage rates can be found on the "Residential Home Property Tax Comparison" chart found within the "Countywide Budget" section of this book. Florida's Constitution prohibits the State of Florida from imposing property tax.

Ad Valorem taxes are the largest source of revenue for Seminole County Government generating approximately 40% of all current revenue budgeted. In the General fund, countywide property taxes account for 65% of current revenues.

Based on an average single family residence in unincorporated Seminole County, a home owner with an assessed value of \$185,000 receiving homestead exemption would pay about \$2,236 in FY 2016/17 property taxes. The School Board property tax accounts for approximately 54% of the tax bill, BCC Countywide property taxes account for 29%, the Fire MSTU 14%; Road District MSTU 1% and the St John's Water Management District 2%.

Seminole County BCC Ad Valorem Tax History

The Seminole County BCC maintains one of the lowest aggregate County millage rates in Central Florida. The BCC countywide millage rate was reduced in FY 2010/11 from 4.9000 mills to 4.8751 mills, offsetting an increase in the voted debt service millage, and has remained unchanged for seven years now. Since FY 2007/08, the County has only realized growth in ad valorem revenues during the past four fiscal years due to growth in taxable values. From FY 2007/08 through FY 2012/13 the BCC adopted its millage rates below the statutory rollback rates resulting in a savings to most Seminole County property tax payers.

The County/Municipal Fire MSTU tax rate of 2.3299 mills has been unchanged since FY 2007/08 (9 years) while the Road District MSTU tax rate of 0.1107 mills has remained the same since FY 2008/09 (8 years).

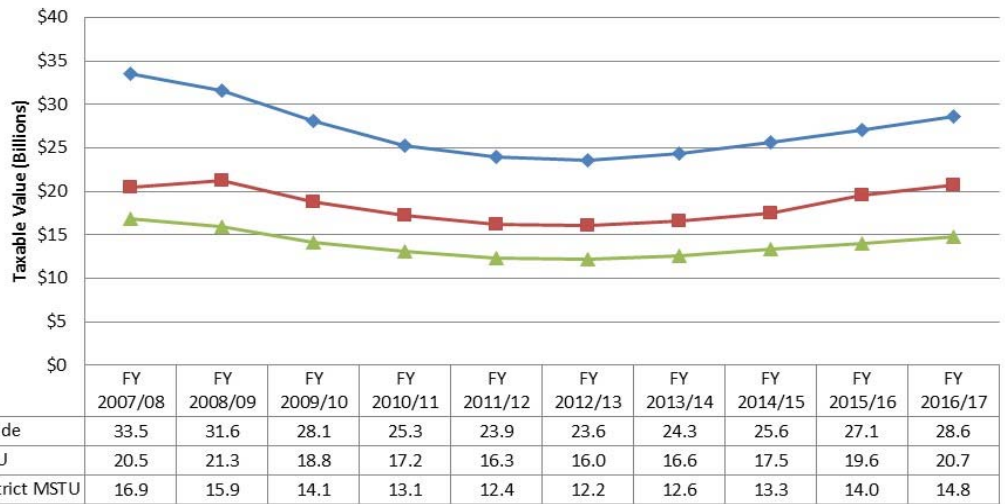
After five years of decline in property values, countywide growth in taxable value was finally realized in FY 2103/14 with a 2.95% increase. Growth since this time has averaged higher than normal at about 5.5% annually.

In FY 2016/17, countywide taxable values grew 5.51%. New construction accounted for 1.26% of the increase and reappraisals of existing properties increased 4.25%. The Road District MSTU realized growth of 5.63% and the Fire District grew by 5.56%.

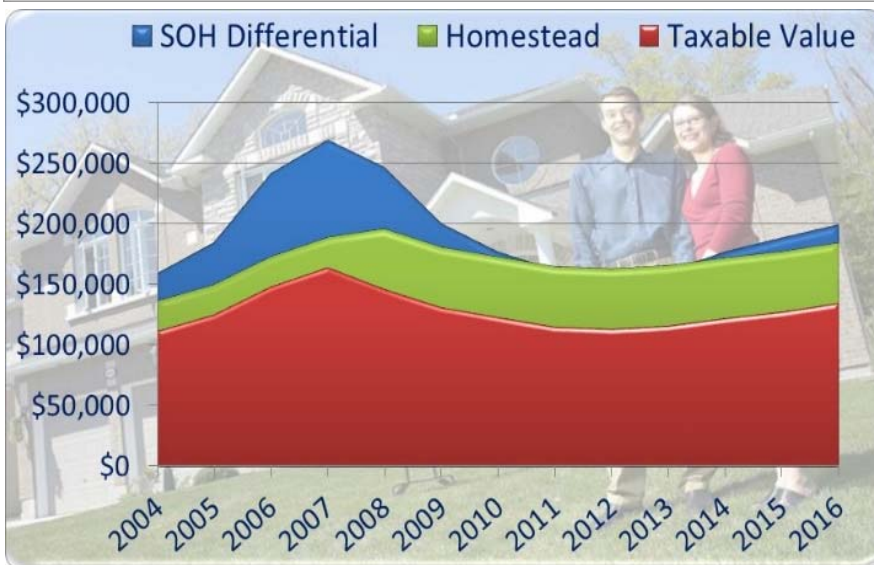
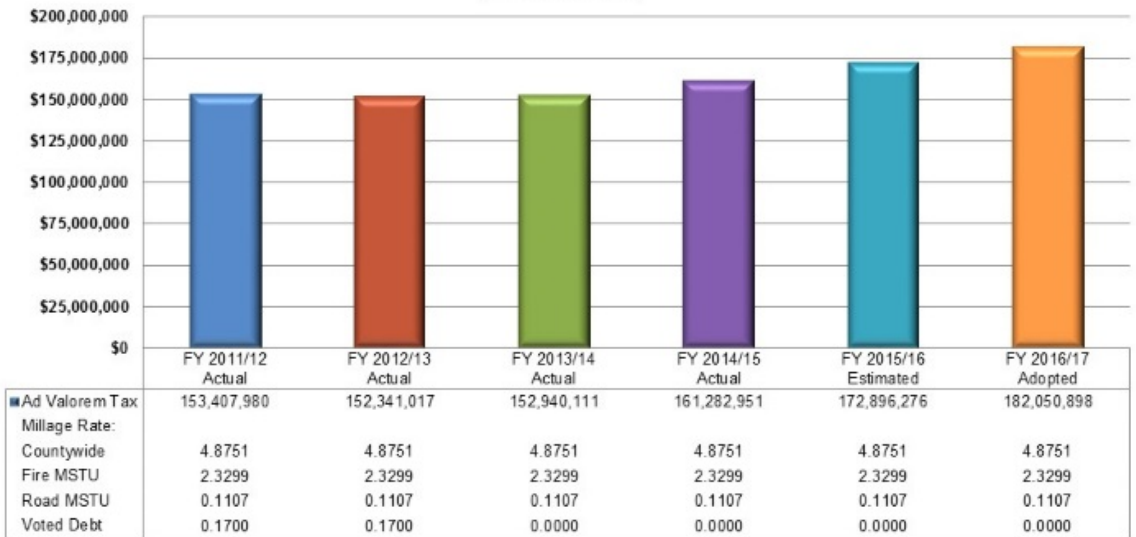
Based on maintaining current property tax rates, General fund ad valorem revenue is projected to increase \$7.0M over the prior year adopted budget; the Transportation Trust Fund is increased by \$83K; and the Fire District growth is projected at \$2.4M with \$145K attributed to the City of Casselberry.

HISTORY OF MAJOR REVENUE SOURCES

Seminole County Taxable Property Values



Ad Valorem Tax (All BCC Districts)



Florida's "Save Our Homes" exemption restricts the increase in assessed values to the lesser of 3% or the annual change in the CPI. This exemption was almost eliminated during the recession years but has begun to grow again. The change in the CPI for 2016 was 0.7%. With no increase in the BCC tax rates, homesteaded properties will see minimal increase in their property tax bills although the just values for a single family home increased on average 5.9% in 2016.

HISTORY OF MAJOR REVENUE SOURCES

Half-Cent Sales Tax - The Local Government Half-Cent Sales Tax Program is the largest of all state shared revenue sources for local governments. The programs primary purpose is to provide relief from ad valorem and utility taxes in addition to providing revenue for local programs. Seminole County's share of the State half-cent sales tax is second only to property taxes in the General fund as a major revenue source used in support of countywide services.

Based on eligibility requirements, local governments may receive a portion of state shared sales tax through three separate distributions: the ordinary; emergency; and supplemental proceeds. The program also includes a separate distribution for select counties meeting the statutory criteria to qualify as a fiscally constrained county. Seminole County receives the ordinary distribution which is funded by 8.9744 percent of the States net six cent sales tax proceeds. Revenue is distributed to County's and municipalities based on a population weighted allocation factor multiplied by sales tax monies earmarked for distribution to the county.

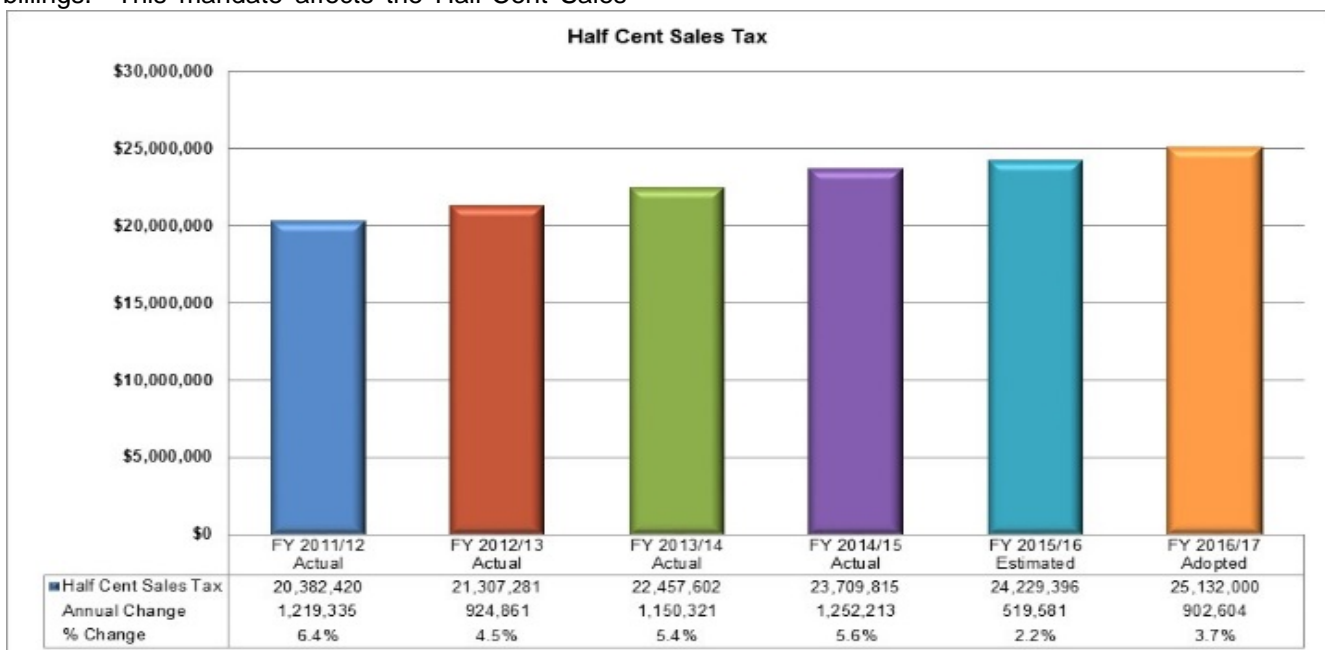
Although the state is responsible for the full portion of the state's share of matching funds required for the Medicaid program, the state charges county governments an annual contribution in order to acquire a certain portion of the funds. If County governments do not participate in the cost of certain services provided to county residents through Florida's Medicaid program, the Department of Revenue is authorized to reduce the portion of sales tax shared with counties to pay for State Medicaid billings. This mandate affects the Half-Cent Sales

Tax and County Revenue Sharing Programs. Seminole County, however, pays its share of Medicaid charges without impact to our State shared sales tax.

House Bill 33-A approved by the 2015 Florida Legislature reduced the State Communication Service Tax (CST) rate by 1.73 percent. To minimize the impact of this reduction to Counties, the percentage of sales and use tax collections transferred to the Local Government Half-Cent Sales Tax Clearing Trust Fund for ordinary distributions was increased from 8.8854 percent to 8.9744 percent as of July 1, 2015.

Following the end of the great recession, Seminole County realized an average of \$1.1M or 5.5% annual growth in the state shared half-cent sales tax between FY 2011/12 and FY 2014/15. Increased sales reported in hotel/motel accommodations; the food and beverage industries; retail; automotive leases and sales; and construction related businesses contributed to growth in several major revenue sources countywide. In FY 2015/16, a more modest growth of 2.2% or \$520K was realized. Half-cent sales tax distributions are back to pre-recession levels and annual growth of 2.5% to 4% should be the new normal barring any changes in the economy due to economic or natural disaster events.

FY 2016/17 half-cent sales tax is projected at \$25.1M, an increase of \$457K or 2% more than the prior year adopted budget projection of \$24.7M and \$902K or 3.7% over the FY 2015/16 estimated revenue.



HISTORY OF MAJOR REVENUE SOURCES

State Revenue Sharing – Administered by the State Department of Revenue, the State Revenue Sharing Program for Counties receives 2.9% of net cigarette tax collections and 2.081% of sales and use tax collections. Approximately 98.47% of total program funds are derived from sales and use tax and 1.53% from net cigarette tax collections.

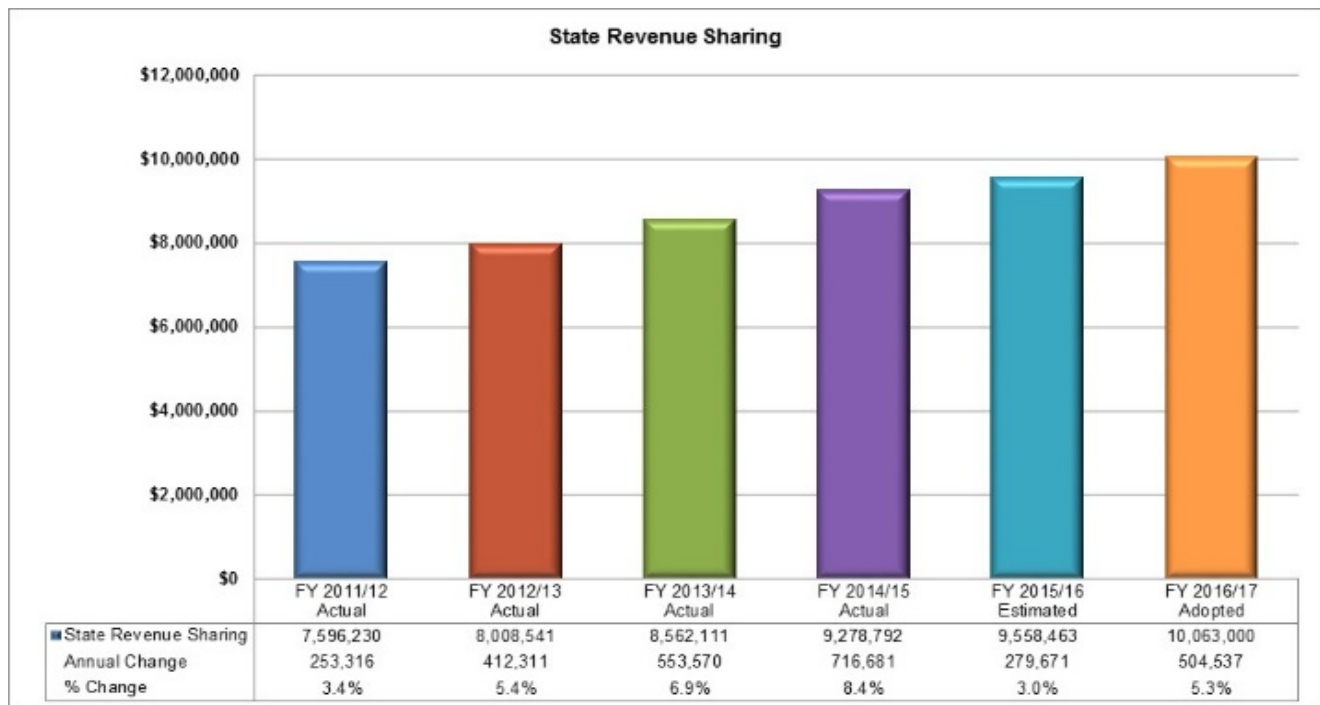
The 2015 Florida Legislature enacted HB 33-A reducing the State Communication Service Tax rate by 1.73%. State revenue sharing programs were revised so that local governments continued to receive the same amount of revenue as received prior to the law change. The percentage change of sales and use tax collections transferred to the Revenue Sharing Trust Fund for Counties was increased from 2.0603% to 2.081% on July 1, 2015.

Monthly distributions to counties that meet strict eligibility requirements are based on 95% of the State’s annual estimate for the County Revenue Sharing Program. Disbursements, based on the State July 1 – June 30th fiscal year, are received in equal monthly installments with a June true up adjustment for actual revenue collected. An apportionment factor predicated on equally weighted factors of county population, unincorporated population and county sales tax collections determines a county’s share of the trust funds.

There are no restrictions on the use of these revenues; however, statutory provisions exist that restrict the amount of funds that can be pledged for bonded indebtedness. The revenue is broken out into a first and second guaranteed entitlement and growth money. The guaranteed entitlements may be pledged for bond indebtedness, in Seminole County this amount totals \$1.7M however up to 50% of funds received in the prior year may be pledged.

Seminole County’s State Revenue Sharing is currently pledged for the payment of debt associated with the \$22M Capital Improvement Revenue Bonds, Series 2012 issued for the Public Safety Communications P25 Radio Tower Rebuild Projects. The final maturity date is October 1, 2027.

FY 2016/17 revenue is anticipated at \$10.1M, an increase of \$618K or 6.5% over the FY 2015/16 adopted budget and \$504K or 5.3% more than the prior year \$9.6M estimated revenue.



HISTORY OF MAJOR REVENUE SOURCES

Utility Taxes - A 4% public service utility tax on electricity, water, natural gas, and propane purchases is assessed in the unincorporated area of Seminole County. The tax exempts the first 300 kilowatt hours of electricity purchased per month and is not applied against any fuel adjustment charge.

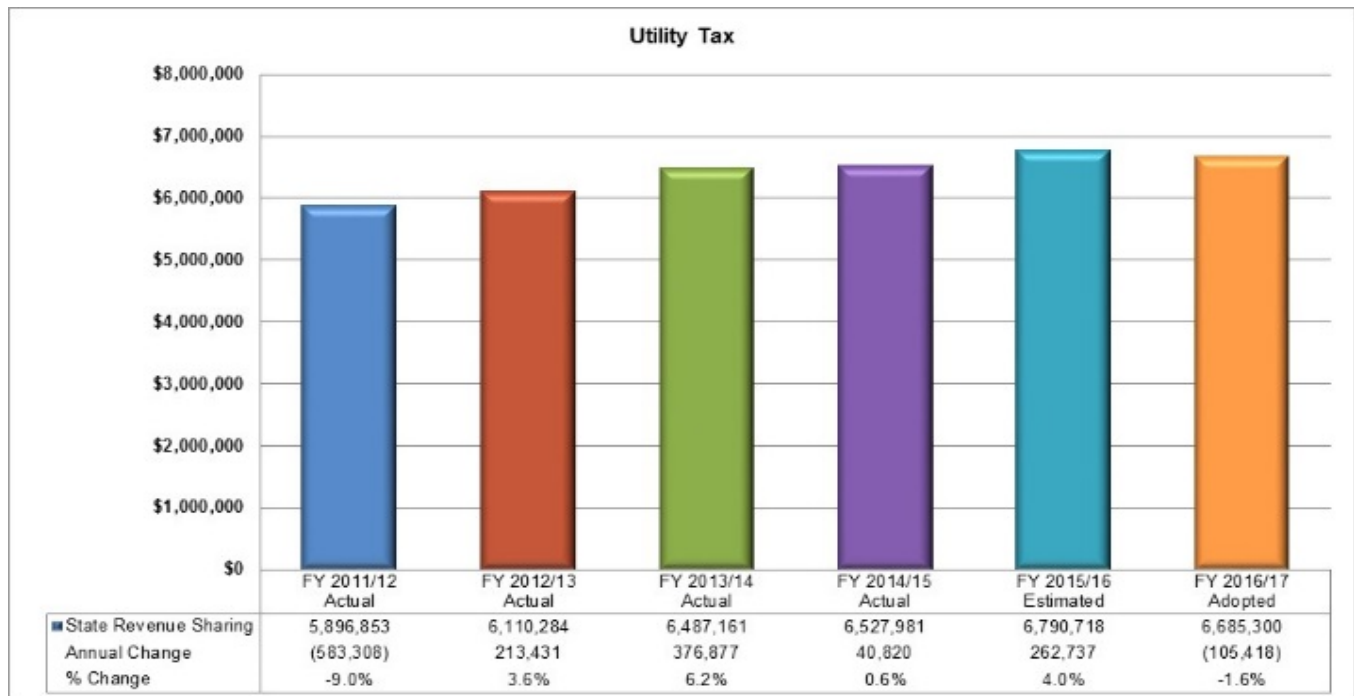
The 4% public service tax levied in unincorporated Seminole County is 6% below the 10% maximum rate allowed by Florida law and currently imposed by many surrounding jurisdictions. A \$0.016 tax is imposed on each gallon of fuel oil sold. As compensation for keeping records and collection of taxes, the seller may retain one percent of the amount of taxes collected.

Utility tax revenues are greatly affected by weather conditions as mild winters and summers require less energy and rainy seasons reduce water usage. Conversely, cold winters and hot summers require increased energy and added water consumption.

Most electric rate adjustments are attributed to changes in the fuel adjustment charge which is not subject to the Public Service Tax and does not affect annual tax collections. For this reason, PST does not significantly change from year to year and extreme weather changes are generally the cause of most spikes in annual public service tax collections. Public Service Utility Tax Revenue generates approximately \$6.7M with \$5.2M received from electricity; \$1.3M from water; and \$235K from gas, propane and fuel oil.

FY 2016/17 projected utility tax revenue totals \$6.7M and is comprised of \$5.2M or 78% electric PST; \$1.25M or 19% from water PST; and \$235K or 3% from natural gas and fuel oil PST.

Seminole County Water and Sewer will generate about \$865K of the \$1.25M in projected public service tax - water for FY 2017. A 3% increase in County water and wastewater service charges has been anticipated in this projection for October 1, 2016.



HISTORY OF MAJOR REVENUE SOURCES

Communication Service Tax - The Communications Service Tax, imposed in unincorporated Seminole County, is a 5.12% tax on services encompassing all voice, data, audio, video, mobile communications, or any other information or signals transmitted by any medium, including cable services. The tax is imposed on retail sales of communication services which originate and terminate in the State of Florida and are billed to an address in unincorporated Seminole County.

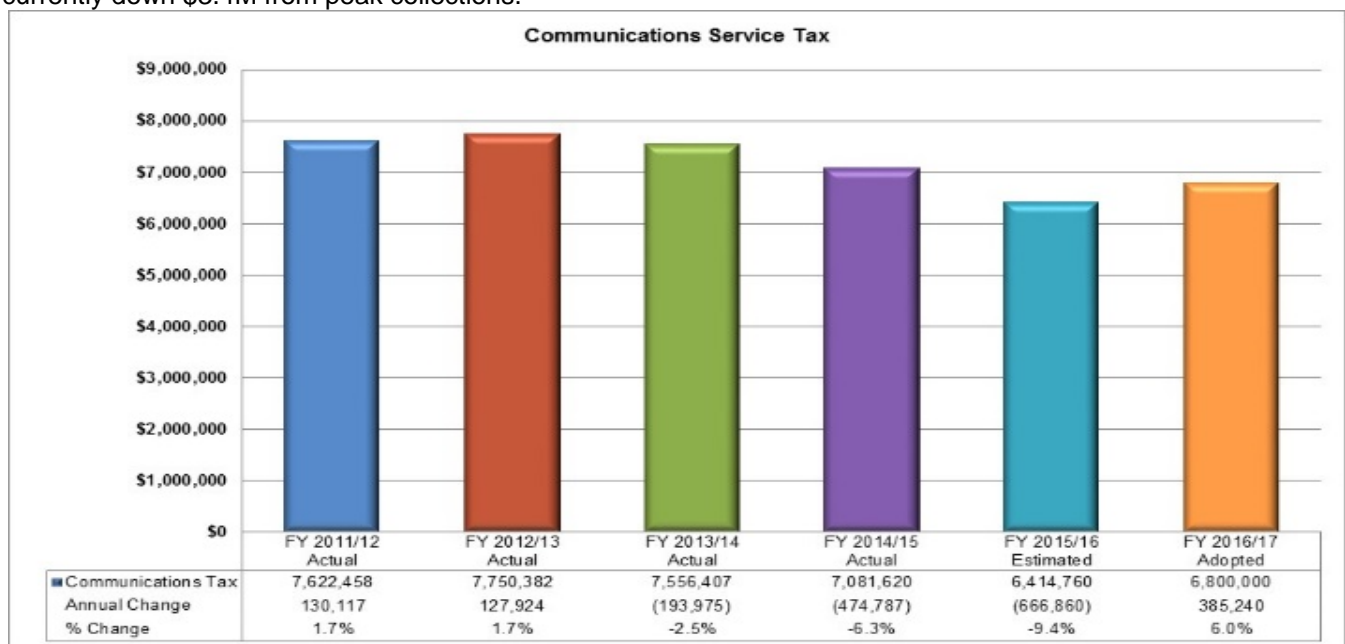
The local communication service tax is not applicable to direct-to-home satellite services, only the state CST is charged for this service. The State Department of Revenue administers collections and distributes funds to local governments less an administrative fee of up to 1 percent of the total revenue generated for all taxing authorities. The administrative fee charged to local governments is prorated based on revenue generated by each taxing authority.

Because the State Department of Revenue administers the CST, only the State can audit service providers. Constant changes in communication technology with the use of various internet resources and devices continue to adversely impact communication sales tax collections. Seminole County's CST has experienced several years of declining revenue attributed greatly to evolving technologies and growing industry competition. The County's CST had reached \$9.9M in FY 2006/07 before revenues reversed course. Revenue is currently down \$3.4M from peak collections.

In FY 2012/13, an audit of service providers by the State Department of Revenue resulted in a one-time increase in Seminole County's CST totaling \$305K. The State may audit records for at least three years back and found that certain providers had misallocated tax between jurisdictions. Excluding the \$305K audit windfall, the FY 2012/13 CST revenue actually declined by \$177K.

Growth in FY 2011/12 was also associated with a State audit adjustment. This increase is attributed to a \$53,242 monthly deduction that began in 2008 and ended in February 2012 increasing revenue for this year by \$373K. A decrease of \$243K was actually realized netting \$130K growth with the audit adjustment.

FY 2016/17 communication service tax is projected at \$6.8M, down \$300K from the FY 2015/16 adopted budget of \$7.1M. Prior year CST was lower than anticipated for the year at \$6.4M. A State audit adjustment increasing Seminole County revenue by \$432K is expected in December 2016 which should net FY 2016/17 revenue close to the adopted \$6.8M projection. This is a one-time reimbursement that will not significantly increase future annual revenue.



HISTORY OF MAJOR REVENUE SOURCES

Gas Taxes - Seminole County receives four separate gas tax revenues restricted in use for transportation related activities. Two are levied locally by the BCC and two are collected by the State per Florida law.

- The Local Option Gas Tax (LOGT), levied locally on motor and diesel fuel, is a 6¢ levy which supports local transportation expenditures and related bonds. Pursuant to the 2013 LOGT interlocal agreement, Seminole County receives 63.6% of the total LOGT revenue and the remaining 36.4% is divided among the seven municipalities. The LOGT is shared among the cities based on a rolling distribution formula incorporating the most recent five years of transportation expenditures. The 6 Cent Local Option Gas Tax was renewed in February 2013 extending the tax through August 31, 2043.
- The Ninth Cent Local Option Fuel Tax, implemented on January 1, 1994, is also levied locally on motor and diesel fuel and is used to support mass transit.
- On all motor fuels, the State levies and distributes to the various Counties, a 1¢ County Gas Tax that is used to support local roads, and the 2¢ Constitutional Gas Tax that may be used to support debt service requirements on local bonds and to finance activities related to secondary State roads transferred to County control.

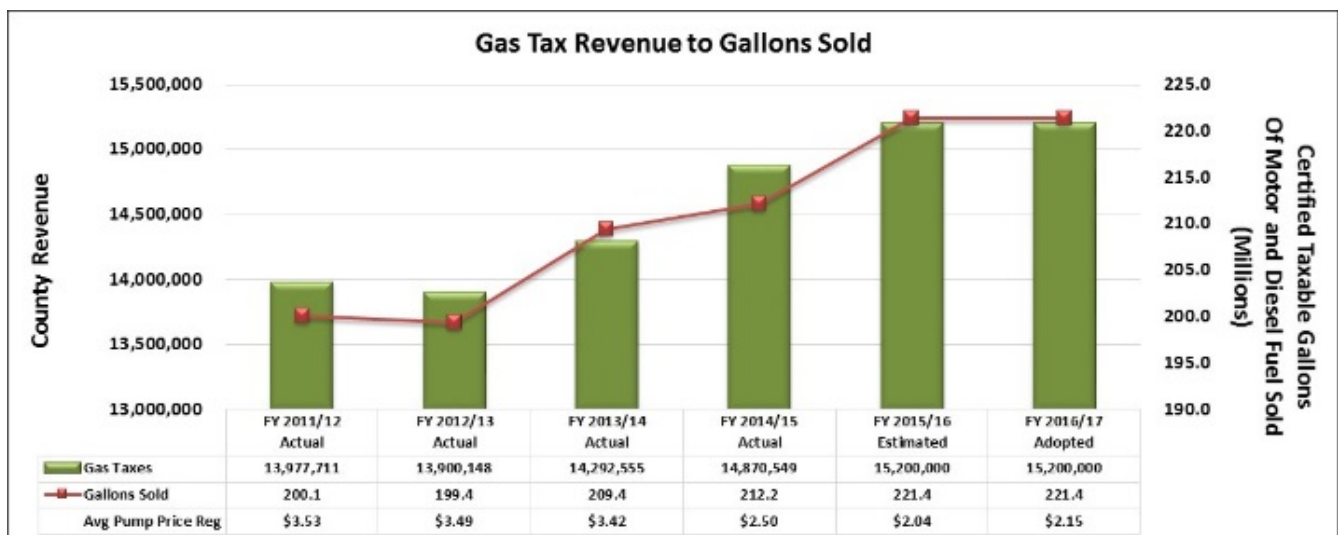
With the early retirement of debt associated with the 2002 Gas Tax Refunding Bonds in September 2012, no gas tax revenue is currently pledged for transportation debt in Seminole County.

Because Florida's gas tax is based on gallons sold and not prices at the pump, rising fuel costs and more fuel efficient vehicles impact gas tax revenue available to fund transportation needs.

Federal fuel efficiency standards for newer vehicles intended to reduce greenhouse gas emissions and our country's reliance on foreign oil has also presented a long term concern for Florida gas tax revenues. Fuel efficient cars require less gas to operate yet cause the same wear and tear on our roads while providing fewer dollars for ongoing road repairs and maintenance.

After eight years of decline in gas tax collections, a turnaround in Seminole County revenue trends was realized in FY 2013/14. Annual growth has averaged close to \$492K or 3.4% annually over the past three years providing much needed revenue for County road maintenance. This growth is attributed to the improving economy, lower gas prices at the pumps and increased tourism in Seminole County, which is at an all-time high in revenue generated.

Gas tax collection trends slowed for a period in early FY 2015/16 indicating a flattening of revenue but picked up later in the fiscal year. Because State distributions can lag by almost 2 months and include unforeseen true-up adjustments, the FY 2016/17 adopted gas tax projection totaling \$15.2M indicates no growth over the FY 2015/16 estimated revenue. However, if current trends continue, a 3% growth in could be realized in FY 2016/17 generating an additional \$380K to provide for transportation maintenance and mass transit costs.



HISTORY OF MAJOR REVENUE SOURCES

Infrastructure Sales Tax 2014 – On May 20, 2014, the citizens of Seminole County voted to renew the one cent local option infrastructure sales tax shared between the County, School Board and seven municipalities. The tax is effective for a period of ten years which began on January 1, 2015 and expires on December 31, 2024.

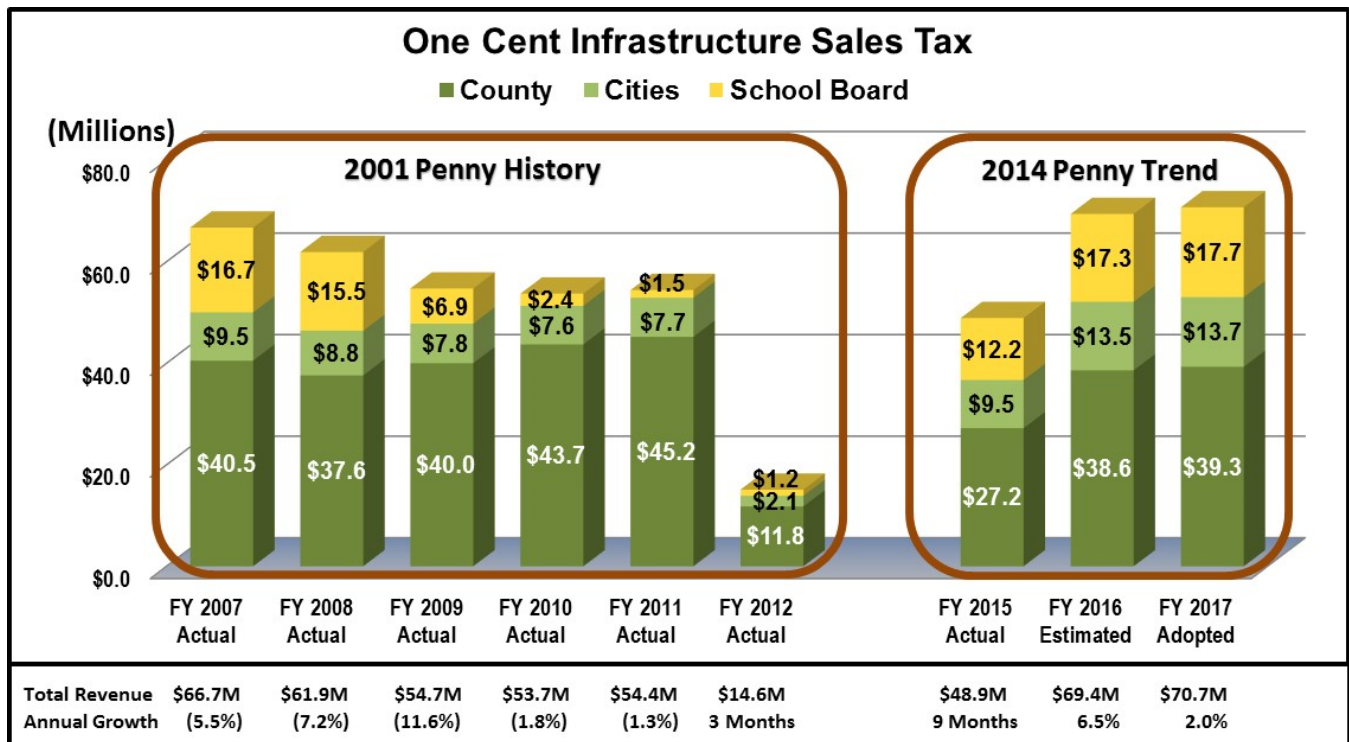
Historically, Seminole County voters have supported the penny sales tax. This is the third penny sales tax approved in the County since 1991. Unlike property taxes, the sales tax is not borne solely by the residents of Seminole County as tourists, commuters, and visitors all contribute to sales taxes paid within the County. The 2014 third generation surtax is applicable to the first \$5,000 of each item sold in the County, as specifically provided in Florida Statutes, and will be used for the construction and rehabilitation of roads and transportation facilities; bicycle and pedestrian trails; stormwater facilities, public education facilities, and other infrastructure uses authorized by law. Current law prohibits the use of County Infrastructure Sales Tax for operations of any kind.

Pursuant to an interlocal agreement, the School Board receives 25% of the overall net revenue collected during the life of the surtax; the County receives 24.2%; and the remaining 50.8% of the

overall net revenue is shared between the County (31.4%) and municipalities (19.4%). Seminole County's total share of the Infrastructure Sales Tax revenue is 55.6%.

Seminole County's 2001 Infrastructure Sales Tax peaked in FY 2005/06 at an annual total of \$70.5M and thereafter declined annually throughout the recession years. Revenue from the one cent sales tax began stabilizing in 2012 as the tax ended on December 31, 2012. Even with the recession years, the 2001 penny sales tax generated \$55M or 10% more than anticipated over the 10 years period. With approximately \$45M in reserves from the penny sales tax, the BCC allowed the one-cent sales tax to sunset in 2012 in order to provide its residents an opportunity for tax relief following the economic recession.

Seminole County's new 2014 penny sales tax is currently exceeding its original estimates and expected to generate about \$750M over the 10 year period. FY 2016/17 revenue is projected at \$70.7M with the School Board receiving \$17.7M; the County receiving \$39.3M; and the cities sharing in \$13.7M. Although sales tax in Seminole County has shown remarkable growth of more than 5% over the past 4 years, trends are beginning to stabilize and more normal growth of 2% to 4% is anticipated for long term forecasting.



COUNTYWIDE SUMMARY OF USES BY FUNCTION / OBJECT CLASSIFICATION

This report identifies the amount budgeted for all expenditure classifications within each governmental function. Public Safety has the largest personal services budget (related to Fire/EMS) and transfers (for the Sheriff's Office). Other areas with large expenditures include Physical Environment operating costs (includes Water & Sewer and Solid Waste operations) and Physical Environment and Transportation capital improvement costs. Reserves are included in this report as a Use of funding but not an expenditure. 62% of the reserves are for Enterprise Funds, 8% are Fire Fund Reserves, and 30% are General Fund reserves.

SERVICE AREA	PERSONNEL SERVICES	OPERATING EXPENDITURES	INTERNAL SERVICE CHARGES	COST ALLOCATION (CONTRA)	CAPITAL OUTLAY / EQUIPMENT / SOFTWARE *	DEBT SERVICE	GRANTS & AIDS	INTERFUND TRANSFERS OUT	TRANSFERS TO CONSTITUTIONALS	RESERVES	Grand Total
51 GENERAL GOVERNMENT	\$ 18,530,413	\$ 42,826,126	\$ 4,230,959	\$ (27,563,831)	\$ 1,208,761				\$ 17,219,137		\$ 56,451,565
52 PUBLIC SAFETY	52,493,032	10,158,759	10,241,163	(1,343,112)	9,142,994	5,036,527	511,927		116,538,809		202,780,099
53 PHYSICAL ENVIRONMENT	14,433,244	42,337,831	6,750,914		24,140,084	17,943,191					105,605,264
54 TRANSPORTATION	12,746,131	5,671,340	8,126,840	(4,066,657)	43,881,781		6,544,250		26,200		72,929,885
55 ECONOMIC ENVIRONMENT	1,431,284	2,903,007	162,879				3,658,072				8,155,242
56 HUMAN SERVICES	2,136,924	1,937,521	1,231,509				11,091,896		837,047		17,234,897
57 CULTURE/RECREATION	8,194,199	3,321,784	3,000,957		2,028,456	1,640,600	133,703				18,319,699
58 TRANSFERS								35,631,840			35,631,840
59 RESERVES										224,616,785	224,616,785
60 COURT ADMINISTRATION	559,203	719,601	1,834,302		30,000	3,231,800	513,338				6,888,244
Grand Total	\$ 110,524,430	\$ 109,875,969	\$ 35,579,524	\$ (32,973,600)	\$ 80,432,076	\$ 27,852,118	\$ 22,453,186	\$ 35,631,840	\$ 134,621,193	\$ 224,616,785	\$ 748,613,521

* Includes Library Impact Fees/Books

OUTSIDE AGENCY FUNDING

Seminole County provides support to outside agencies to assist or enhance economic development, public transportation, cultural arts, public health and citizen quality of life. Below is a summary of the programs or agencies previously approved by the Board to receive General Fund support. The asterisked agencies are supported by special revenue funding dedicated for specified uses. A description of each agency identified is included for referencing and review of comparative amounts awarded over a three year period. Amounts listed for FY2016/17 are proposed amounts only and subject to change pursuant to Board direction.

Outside Agency	FY 2014/15 ADOPTED	FY 2015/16 ADOPTED	FY 2016/17 ADOPTED
* Central FL Sports Commission	\$ 101,340	\$ 342,634	\$ 332,634
* Central FL Zoo	225,000	225,000	225,000
Community Service Agencies	700,000	679,040	941,500
County Health Department	927,970	927,970	1,077,970
East Central Florida Regional Planning Council	72,017	73,090	74,537
Lynx	6,427,684	6,660,660	6,764,979
**Metro Orlando Economic Development Commission	313,414	406,490	406,490
MetroPlan Orlando	172,259	172,528	171,339
Orlando-Sanford International Airport		250,000	250,000
SCC Small Business	150,000	150,000	150,000
Hispanic Business Unit			60,000
UCF Business Incubator	240,000	240,000	240,000
United Arts of Central Florida	130,132	132,706	133,703
	\$ 9,459,816	\$ 10,260,118	\$ 10,828,152

*Supported by Toursim Taxes

**Supported by Transportation Trust, Mass Transit & General Funds

OUTSIDE AGENCY FUNDING

	<u>FY2014/15</u>	<u>FY 2015/16</u>	<u>FY 2016/17</u>
	<u>Adopted</u>	<u>Adopted</u>	<u>Adopted</u>

<u>Central FL Sports Commission</u>	\$ 101,340	\$ 342,634	\$ 332,634
--	-------------------	-------------------	-------------------

For over 20 years, the Sports Commission has served as our community’s clearinghouse for sports related events and associated activities. The Sports Commission has successfully worked with the staff of the Tourism Division to bring several events to Seminole County, by working with the following partners, National Collegiate Athletic Association (NCAA), Florida High School Athletic Association (FHSA) , US Club soccer, United States Adult Soccer Association, USA Rugby, Florida Sports Charitable Foundation, Elite Clubs National League, Independent Softball Association, Florida Travel Ball Baseball , Sunshine State Conference and Atlantic – 10 Conference. Seminole County is quickly becoming one of the premier sports events destinations, while generating significant economic windfalls. TEAM SEMINOLE was created by the partnership of the Seminole County Convention and Visitors Bureau (CVB), The Department of Leisure Services and the Sports Commission to work together to bring events to Seminole County.

<u>Central FL Zoo</u>	\$ 225,000	\$ 225,000	\$225,000
------------------------------	-------------------	-------------------	------------------

The Central Florida Zoo is the largest and the busiest attraction in Seminole County. The Zoo’s Vision will **empower** our guests to respect, value and care for our natural resources, as we **commit** to **contributing** globally to the conservation and preservation of wildlife. As a regional resource in the Central Florida area and beyond, we will provide **innovative** and **creative** solutions through **collaboration, practices** and **partnerships**. The continued growth and development of the Zoo will further enhance its attraction to visitors outside the local community enabling us to bring national and international attention to the importance and ongoing efforts of wildlife sustainability.

<u>Community Service Agency Funding</u>	\$ 700,000	\$ 679,040	\$ 941,500
--	-------------------	-------------------	-------------------

Funding awarded to various not-for-profit agencies, to provide a range of services locally including; food, clothing, shelter, medical attention, meal delivery, supervised visitation, child protection and other essential services. Agencies that were previously funded include Impower, Kids House, Meals on Wheels, Rescue Outreach Mission, Catholic Charities, Christian Sharing Center, Safehouse, Early Learning Coalition, Recovery House, Midway Safe Harbor, Legal Aid Society, SWOP, United Way (211 system), Lighthouse, Boys and Girls Clubs, Leadership Seminole, and Seniors First. Allocations to Agencies are approved by the Board annually.

<u>County Health Department</u>	\$ 927,970	\$ 927,970	\$ 1,077,970
--	-------------------	-------------------	---------------------

The County contracts and works in partnership with the State Department of Health to provide comprehensive public health services to the citizens of Seminole County. The Health Department provides outreach, clinical assessment, treatment and referral services. Through its services the Health Department strives to improve the health of Seminole County residents by ensuring timely provision to medical services thereby increasing the quality of life. Through education, service delivery and local partnerships the residents and visitors of Seminole County will enjoy a healthy life. The staff monitors health status, and focuses on community health resources to improve health outcomes, participates in emergency readiness and response issues and provides health education. They also provide case management for some of the Community Assistance funding, which transitioned over to the Health Department in FY2009/10. In 2016, funding was approved for a mobile health unit to better serve the citizens of Seminole County.

OUTSIDE AGENCY FUNDING

	<u>FY2014/15</u>	<u>FY 2015/16</u>	<u>FY 2016/17</u>
	<u>Adopted</u>	<u>Adopted</u>	<u>Adopted</u>
<u>East Central Florida Regional Planning Council</u>	\$ 72,017	\$ 73,090	\$ 74,537

The East Central Florida Regional Planning Council (ECFRPC) exists as a function of state law to "promote cooperation among local units of government and provide for comprehensive planning for the region". It provides technical assistance as needed to local governments, reviews proposed comprehensive plan amendments of local governments for consistency with the state-mandated Regional Strategic Policy Plan, and serves as a mediator among local governments when there are disagreements about land use amendments with regional implications. The County's funding level for FY 2016/17 is approximately \$0.17 (seventeen cents) per capita based on the estimated 2016 population of 449,144.

<u>Lynx</u>	\$ 6,427,684	\$ 6,660,660	\$ 6,764,979
--------------------	---------------------	---------------------	---------------------

Lynx provides public transportation services to Seminole County via a fixed route system and an on demand Americans with Disabilities Act (ADA) Paratransit system to serve the disabled. Seminole county is one of four funding partners for this regional system that includes Orange County, City of Orlando and Osceola County.

The Mass Transit Program (LYNX) is designed to plan and pay for transit services Countywide. These services are provided through a contract between Seminole County and the Central Florida Regional Transportation Authority, aka LYNX. LYNX provides public transportation services to both the municipalities and the unincorporated area of Seminole County via a fixed-route system and an on demand Americans with Disabilities Act (ADA) Paratransit system to service the disabled. The total preliminary funding request to the County for Fiscal Year 2016/17 is approximately \$6.8M.

	<u>FY 2014/15</u>	<u>FY 2015/16</u>	<u>FY 2016/17</u>
	<u>Actuals</u>	<u>Adopted</u>	<u>Adopted</u>
Funding Sources			
9th Cent Gas Tax	\$ 2,119,453	\$ 2,100,000	\$ 2,190,000
Miscellaneous Revenues	1,275		
CRA Funding	228,184	228,184	228,184
General Fund Support	4,078,772	4,332,476	4,346,795
Total Funding Sources	\$ 6,427,684	\$ 6,660,660	\$ 6,764,979
 Total County Funding Request			
LYNX Countywide Service Cost	\$ 6,641,584	\$ 6,874,560	\$ 6,978,879
Less: Altamonte Fixed Route cont.	(120,900)	(120,900)	(120,900)
Less: Sanford Fixed Route cont.	(93,000)	(93,000)	(93,000)
Total LYNX Funding Request to County	\$ 6,427,684	\$ 6,660,660	\$ 6,764,979

<u>Metro Orlando Economic Development Comm.</u>	\$ 313,414	\$ 406,490	\$ 406,490
--	-------------------	-------------------	-------------------

The Metro Orlando Economic Development Commission (EDC) promotes Seminole County as a location for business operations and economic development through its local, national and international marketing campaigns. The EDC serves as an information source for demographic, market, and property data. The Commission promotes Seminole County to the motion picture and television industry and coordinates the permitting activity to expedite the process. The EDC monitors and assists in the retention and expansion of local businesses. It employs an Economic Development Professional which is co-located with the County's Economic Development Business Development staff and the EDC serves as secretary to the Seminole County Industrial Development Authority. The County's funding level for FY 2016/17 is approximately \$0.91 (ninety-one cents) per capita based on the County's estimated 2016 population of 449,144.

OUTSIDE AGENCY FUNDING

	<u>FY2014/15</u>	<u>FY 2015/16</u>	<u>FY 2016/17</u>
	<u>Adopted</u>	<u>Adopted</u>	<u>Adopted</u>

<u>MetroPlan Orlando</u>	\$ 172,259	\$ 172,528	\$ 171,339
---------------------------------	-------------------	-------------------	-------------------

Funding enables the organization to "support the functions necessary to achieve MetroPlan Orlando's role in planning and funding the Orlando Urban Area Transportation System". Member funding is set at a level allowing the MPO to provide the services and planning activities necessary to maintain certification by the Federal government and Florida Dept. of Transportation. This is currently funded through Public Works/Transportation Trust Fund at a level of approximately \$0.38 (thirty-eight cents) per capita based on the County's estimated 2016 population of 449,144.

<u>Orlando-Sanford International Airport</u>	\$ -	\$ 250,000	\$ 250,000
---	-------------	-------------------	-------------------

Approved in March 2015, this funding allows for additional airline marketing support which enables the airport to retain a strong international customer base in order to maintain their current high level of service in the Federal Inspection Station and ultimately to maintain their Port of Entry (POE) designation. This will help improve the service of over 200K annual international air passengers from seven international destinations. This is a five year contract in collaboration with other local government agencies who will work together along with the airlines to allocate the marketing funds. Airlines will be required to repay a pro-rata share of their support if they relocate to another airport prior to the end of the contract term.

<u>SCC Small Business Services</u>	\$ 150,000	\$ 150,000	\$ 150,000
---	-------------------	-------------------	-------------------

The partnership with Seminole Community College provides for Small Business Development services, Seminole Advisory Board Council administration, and operation of the Technology Incubator located in the Port of Sanford. The incubator's clients have access to the same consulting services offered to the small business community as well as the on-site support needed to kick start their business venture. The Small Business Development Center provides assistance to the small business community with the development of business plans, marketing materials, bookkeeping services, and financial management advice. The Seminole Advisory Board Council coordinates customized boards for growing companies who need direction to take their company to the next level.

<u>Hispanic Business Initiative Fund</u>	\$ -	\$ -	\$ 60,000
---	-------------	-------------	------------------

The Hispanic Business Initiative Fund of Florida, Inc. (HBIF) is a community-based non-profit organization. Funding supports the increase of Hispanic-owned businesses and economic growth overall in the County. Funding provides bilingual business development services to Seminole County businesses. These services are provided to businesses that are currently located within the County's tax district, businesses that are exploring relocating their existing business to Seminole County, and potential new businesses that will be based within the County. Services include: seminars and workshops, personalized business consulting, entrepreneurial grants, commercial loan facilitation, bilingual education assistance, and professional service support.

<u>UCF Business Incubator – Winter Springs</u>	\$ 240,000	\$ 240,000	\$ 240,000
---	-------------------	-------------------	-------------------

The University of Central Florida (UCF) Technology Incubator is a partnership between UCF, Seminole County, the City of Winter Springs, and the Florida High Tech Corridor Council. This partnership is to encourage job growth and economic development with later stage incubator companies.

<u>United Arts of Central Florida</u>	\$ 130,132	\$ 132,706	\$ 133,703
--	-------------------	-------------------	-------------------

This agency facilitates the development and awareness of arts and cultural activity in Central Florida. The County appoints a voting member to the United Arts Board of Trustees. The County's funding level for FY 2016/17 is approximately \$0.30 (thirty cents) per capita based on the County's 2016 estimated population of 449,144. Funding agreements are renewed annually.

COUNTYWIDE TRANSFER SUMMARY

Transfers are internal transactions between individual funds of a governmental unit which are not repayable and are not considered charges for goods or services. These expenditures correspond to an equal amount of interfund revenue.

PROVIDING FUND	RECIPIENT FUND	Fiscal Year	Fiscal Year	PURPOSE
		2015/16	2016/17	
		ADOPTED	ADOPTED	
GENERAL FUND	FACILITIES PLANNED WORK FUND		850,000	Facilities Maintenance
GENERAL FUND	FLEET REPLACEMENT FUND		289,531	Vehicle Replacement
GENERAL FUND	TECHNOLOGY REPLACEMENT FUND		202,116	Technology Replacement
GENERAL FUND	TRANSPORTATION TRUST FUND	500,000		Countywide Transportation Maintenance
GENERAL FUND	NINTH-CENT FUEL TAX FUND	4,332,476	4,346,795	Mass Transit
GENERAL FUND	ECONOMIC DEVELOPMENT	1,064,792	1,731,112	Economic Development
GENERAL FUND	GENERAL REVENUE DEBT	1,537,744	1,539,446	Debt Service
GENERAL FUND	COUNTY SHARED REVENUE DEBT	1,746,171	1,741,606	Debt Service
GENERAL FUND	SALES TAX REVENUE BONDS	4,990,900	4,987,275	Debt Service
GENERAL FUND	INFRASTRUCTURE IMPROVEMENT/CAPITAL		150,000	Tower Decommissioning
	GENERAL FUND TOTAL	14,172,083	15,837,881	
MSBU HOWELL LAKE (LM/AWC)	MSBU PROGRAM		36,950	Installment Repayment
MSBU PROGRAM	MSBU CEDAR RIDGE-MAINT GENERAL REVENUE DEBT 2014 -	5,300		Refund Administration Costs
TOURIST DEVELOPMENT FUND 3% TAX	SPORTS COMPLEX/SOLDIER'S CREEK	1,641,200	1,640,600	Debt Service
TOURIST DEVELOPMENT FUND 3% TAX	SOLID WASTE FUND		300,000	Sports Complex Lighting Loan Repayment
WATER AND SEWER OPERATING	WATER AND SEWER (OPERATING) CAPITAL	8,783,681	15,604,560	Funding of Capital Projects
SOLID WASTE FUND	LANDFILL MANAGEMENT ESCROW	554,550	613,622	Landfill Closure
CONNECTION FEES - WATER	WATER AND SEWER FUND	603,973	612,927	Connection Fees
CONNECTION FEES - SEWER	WATER AND SEWER FUND	2,956,709	985,300	Connection Fees
HEALTH INSURANCE FUND	VARIOUS	32,400		Health Insurance Opt Out
	TOTAL	\$ 28,749,896	\$ 35,631,840	

Policy Note: Budgeted transfer amounts reflect Board of County Commission approval for annual support to designated operations. Actual transfers are made based on operational activities, constrained by amounts approved by the Board of County Commission.

COUNTYWIDE SUMMARY OF RESERVES

FUND	FY 2015/16 ADOPTED BUDGET	FY 2016/17 ADOPTED BUDGET	BUDGET VARIANCE
00100 GENERAL FUND *	\$ 43,211,351	\$ 51,288,313	\$ 8,076,962
00103 NATURAL LAND ENDOWMENT FUND	736,579	690,025	(46,554)
00104 BOATING IMPROVEMENT FUND	483,582	208,282	(275,300)
00108 FACILITIES MAINTENANCE FUND	104,650	21,186	(83,464)
00109 FLEET REPLACEMENT FUND	665,739	449,439	(216,300)
00111 TECHNOLOGY REPLACEMENT FUND	5,304		(5,304)
10101 TRANSPORTATION TRUST FUND	464,587	1,363,512	898,925
10400 BUILDING PROGRAM	2,297,251	2,764,229	466,978
11000 TOURIST DEVELOPMENT FUND	5,779,662	1,112,112	(4,667,550)
11001 PROFESS SPORTS FRANCHISE TAX	1,606,853	684,178	(922,675)
11200 FIRE PROTECTION FUND	13,043,106	13,872,977	829,871
11400 COURT SUPP TECH FEE (ARTV)	643,001	286,220	(356,781)
11500 1991 INFRASTRUCTURE SALES TAX	21,541,634	15,136,638	(6,404,996)
11541 2001 INFRASTRUCTURE SALES TAX	1,309,230		(1,309,230)
11560 2014 INFRASTRUCTURE SALES TAX	7,341,415	6,743,899	(597,516)
12302 TEEN COURT	82,491	76,893	(5,598)
12500 EMERGENCY 911 FUND	2,995,527	3,147,352	151,825
12601 ARTERIAL-IMPACT FEE	(12,340,781)	(10,169,934)	2,170,847
12602 NORTH COLLECTOR-IMPACT FEE	2,000	64,176	62,176
12603 WEST COLLECTOR-IMPACT FEE	(871,017)	(325,508)	545,509
12604 EAST COLLECTOR-IMPACT FEE	(464,289)	100,000	564,289
12605 SOUTH CENTRAL-IMPACT FEE	(2,347,845)	(1,947,964)	399,881
12801 FIRE/RESCUE-IMPACT FEE	2,870,937		(2,870,937)
13300 17/92 REDEVELOPMENT TI FUND	9,760,622	9,476,153	(284,469)
15000 MSBU STREET LIGHTING	409,500	340,000	(69,500)
15100 MSBU RESIDENTIAL SOLID WASTE	3,871,000	4,060,000	189,000
16000 MSBU PROGRAM	845,814	1,311,616	465,802
30600 INFRASTRUCTURE IMP OP FUND	702,585		(702,585)
30700 SPORTS COMPLEX/SOLDIERS CREEK	104,055	15,136	(88,919)
32100 NATURAL LANDS/TRAILS	1,955,290	1,253,485	(701,805)
32200 COURTHOUSE PROJECTS FUND	404,178		(404,178)
40100 WATER AND SEWER FUND	23,719,718	24,473,905	754,187
40102 CONNECTION FEES-WATER	10,318	161,378	151,060
40103 CONNECTION FEES-SEWER	490,545	841,513	350,968
40105 WATER & SEWER BONDS, SERIES 20	345	8,538	8,193
40106 2010 BOND SERIES	841	2,540	1,699
40107 WATER & SEWER DEBT SERVICE RES	18,118,726	18,118,726	-
40108 WATER & SEWER CAPITAL IMPROVEM	5,286,017	19,268,121	13,982,104
40201 SOLID WASTE FUND	29,061,422	24,805,242	(4,256,180)
40204 LANDFILL MANAGEMENT ESCROW	18,838,807	19,436,909	598,102
50100 PROPERTY/CASUALTY INSURANCE FU	5,356,686	5,417,650	60,964
50200 WORKERS COMPENSATION FUND	4,981,382	5,213,107	231,725
50300 HEALTH INSURANCE FUND	3,856,420	4,846,741	990,321
Grand Total	\$ 216,935,237	\$ 224,616,785	\$ 7,681,549

* The FY17 General Fund Reserve Balance includes \$20.6M for an Economic Stabilization Contingency which is equal to 10% of Current General Fund Revenues.

COUNTYWIDE BUDGET DETAIL

COUNTYWIDE BUDGET DETAIL

OVERVIEW

The Countywide Budget Detail Section provides detailed information by individual Fund (General Fund, Fire Fund, Transportation Trust Fund, etc), versus a Countywide view and provides comparisons to the prior year's adopted budget. The detail of Sources, at the fund level, is presented by source type and object account. The Expenditure Summary by Fund/Program reflects the uses of each fund by the program of services provided. The Budget Comparison by Fund report provides a summary of revenues, expenditures, and fund balance for each fund reflected. The Beginning Fund balance and budgeted reserve amount are shown in the Fund Balance section and the Change in Fund total demonstrates the net change in the fund which is typically the amount of fund balance utilized to offset a revenue shortfall.

DETAIL OF SOURCES BY FUND

FUND - ACCOUNT OBJECT	FY 2014/15 ACTUALS	FY 2015/16 ADOPTED BUDGET	FY 2016/17 ADOPTED BUDGET	BUDGET VARIANCE
00100 GENERAL FUND				
311100 AD VALOREM-CURRENT	(120,346,911)	(126,947,465)	(133,940,948)	(6,993,483)
311200 AD VALOREM-DELINQUENT	(183,152)	(200,000)	(190,000)	10,000
314100 UTILITY TAX-ELECTRICITY	(5,089,295)	(5,100,000)	(5,200,000)	(100,000)
314300 UTILITY TAX-WATER	(1,205,891)	(1,250,000)	(1,250,000)	-
314400 UTILITY TAX-GAS	(8,160)	(150,000)	(135,000)	15,000
314700 UTILITY TAX-FUEL OIL	(285)	(500)	(300)	200
314800 UTILITY TAX-PROPANE	(224,350)	(100,000)	(100,000)	-
315100 COMMUNICATION SERVICE TAX	(7,081,620)	(7,100,000)	(6,800,000)	300,000
316100 PROF/OCCUPATION/LOCAL BUS TAX	(454,699)	(500,000)	(500,000)	-
329170 ARBOR PERMIT	(21,900)	(10,000)	(10,000)	-
329180 DREDGE/FILL PERMIT	(3,000)	(1,500)	(1,500)	-
329190 ABANDONED PROPERTY REGISTRATIO	(134,000)	(50,000)	(120,000)	(70,000)
331100 ELECTION GRANTS	(80,475)	-	-	-
331224 SHERIFF-FEDERAL GRANTS	(238,282)	-	-	-
331721 ERATE TELECOM DISCNT PROG	(7,212)	-	-	-
334221 SHERIFF-STATE GRANTS	(3,954,423)	-	-	-
334710 AID TO LIBRARIES	(211,538)	(200,000)	(128,318)	71,682
335120 STATE REVENUE SHARING	(9,278,792)	(9,444,750)	(10,063,000)	(618,250)
335130 INSURANCE AGENTS LICENSE	(133,518)	(135,000)	(135,000)	-
335140 MOBILE HOME LICENSES	(33,626)	(33,000)	(33,000)	-
335150 ALCOHOLIC BEVERAGE	(142,016)	(135,000)	(135,000)	-
335160 PARI-MUTUAL DISTRIBUTION	(446,500)	(446,500)	(446,500)	-
335180 HALF-CENT STATE SALES TAX	(23,709,815)	(24,675,000)	(25,132,000)	(457,000)
337300 NPDES CITIES	-	(24,000)	(24,000)	-
337900 LOCAL GRANTS & AIDS -LONG RG P	(54,195)	(40,000)	(40,000)	-
341200 ZONING FEES	(456,197)	(325,000)	(350,000)	(25,000)
341320 SCHOOL ADMIN FEE	(121,757)	(115,000)	(120,000)	(5,000)
341359 ADMIN FEE - MSBU FUNDS	(1,800)	(11,300)	(11,300)	-
341520 SHERIFFS FEES	(512,959)	(531,500)	(531,500)	-
341910 ADDRESSING FEES	(10,190)	(15,000)	(15,000)	-
342100 REIMBURSEMENT - SHERIFF	(2,362,894)	(2,333,168)	(2,999,404)	(666,236)
342320 HOUSING OF PRISONERS	(2,205,396)	(2,817,500)	(2,817,500)	-
342330 INMATE FEES	(263,647)	(232,000)	(232,000)	-
342390 HOUSING OF PRISONER-OTHER	(45,113)	(45,000)	(45,000)	-
342430 EMERGENCY MGMT	(3,338)	(5,000)	(5,000)	-
342530 SHERIFF - IRON BRIDGE	(216,000)	(216,000)	(217,600)	(1,600)
342560 ENGINEERING	-	(300,000)	(300,000)	-
342910 INMPOUND/IMMOBILIZATION	(14,500)	(15,000)	(15,000)	-
342920 SUPERVISOR - PAY	(28,350)	(20,000)	(25,000)	(5,000)
343901 TOWER COMM FEES	(136,688)	(70,000)	(136,000)	(66,000)
343902 FIBER WAN FEES	(14,800)	(21,950)	(15,000)	6,950
343903 REBAND 800 MHZ	(388,712)	-	-	-
343904 SVC CHGS-OTH PHYSICAL ENVIRON	(43,795)	(53,000)	(53,000)	-
346400 ANIMAL CONTROL	(216,458)	(210,000)	(210,000)	-
347200 PARKS AND REC RED BUG	(1,195,830)	(1,844,316)	(2,387,778)	(543,462)
347201 PASSIVE PARKS AND TRAILS	(33,602)	(30,000)	(30,000)	-
347301 MUSEUM FEES	(4,227)	(2,000)	(2,000)	-
348880 SUPERVISION - PROBATION	(604,351)	(600,000)	(650,000)	(50,000)
348921 COURT INNOVATIONS	(108,291)	(110,000)	(108,750)	1,250
348922 LEGAL AID	(108,291)	(110,000)	(108,750)	1,250
348923 LAW LIBRARY	(108,291)	(110,000)	(108,750)	1,250
348924 JUVENILE ALTERNATIVE PROGRAMS	(108,291)	(110,000)	(108,750)	1,250
348930 STATE COURT FACILITY SURCHARGE	(1,615,459)	(1,600,000)	(1,625,000)	(25,000)
348993 CRIME PREVENTION	(53,636)	(55,000)	(52,000)	3,000
349100 SERVICE CHARGE-AGENCIES	(70,492)	(75,000)	(75,000)	-
349200 CONCURRENCY REVIEW	(20,290)	(20,000)	(20,000)	-
351500 TRAFFIC CT PARKING FINES	(8,185)	(15,000)	(10,000)	5,000

DETAIL OF SOURCES BY FUND

FUND - ACCOUNT OBJECT	FY 2014/15 ACTUALS	FY 2015/16 ADOPTED BUDGET	FY 2016/17 ADOPTED BUDGET	BUDGET VARIANCE
351700 INTERGOVT RADIO PROGRAM	(437,766)	(450,000)	(450,000)	-
352100 LIBRARY	(167,329)	(139,000)	(139,000)	-
354200 CODE ENFORCEMENT	(224,256)	(150,000)	(150,000)	-
359901 ADULT DIVERSION	(367,848)	(350,000)	(375,000)	(25,000)
359902 COMMUNITY SVC INSURANCE	(11,231)	(11,000)	(11,000)	-
361100 INTEREST ON INVESTMENTS	(144,567)	(75,000)	(200,000)	(125,000)
361132 INTEREST-TAX COLLECTOR	(236)			-
361133 INTEREST-SHERIFF	(1,029)	(1,000)	(1,000)	-
362100 RENTS AND ROYALTIES	(48,150)	(52,501)	(52,000)	501
364100 FIXED ASSET SALE PROCEEDS	(49,553)	(20,000)	(20,000)	-
366100 CONTRIBUTIONS & DONATIONS	(200)			-
366101 CONTRIBUTIONS PORT AUTHORITY	(1,000,000)	(500,000)	(500,000)	-
366175 SEMINOLE COUNTY HEROES MEMORIA	(83,750)			-
369100 TAX DEED SURPLUS	(3,302)			-
369310 INSURANCE PROCEEDS	(448)			-
369900 MISCELLANEOUS-OTHER	(161,839)	(170,000)	(170,000)	-
369910 COPYING FEES	(56,523)	(52,500)	(52,500)	-
369911 MAPS AND PUBLICATIONS	(62)	(200)	(200)	-
369912 MISCELLANEOUS - SHERIFF	(477,725)	(636,000)	(636,000)	-
369920 MISCELLANEOUS-ELECTION	(2,583)	(4,000)	(4,000)	-
369925 CC CONVENIENCE FEES	(17,480)	(16,000)	(16,000)	-
369930 REIMBURSEMENTS	(301,585)	(100,000)	(100,000)	-
369940 REIMBURSEMENTS - RADIOS	(113,163)	(115,000)	(115,000)	-
381100 TRANSFER FROM FUND 30600	(50,548)	(9,600)		9,600
386200 EXCESS FEES-CLERK	(511,724)		(300,000)	(300,000)
386300 EXCESS FEES-SHERIFF	(217,167)		(100,000)	(100,000)
386400 EXCESS FEES-TAX COLLECTOR	(3,819,873)	(4,500,000)	(4,500,000)	-
386500 EXCESS FEES-PROP APPRAISER	(7,530)			-
386700 EXCESS FEES SUPERVISOR OF ELEC	(451,428)	(400,000)	(400,000)	-
388110 SALE OF CAPITAL ASSETS	(1,800,000)			-
399999 BEGINNING FUND BALANCE		(44,678,858)	(51,256,789)	(6,577,931)
00100 GENERAL FUND Total	\$ (194,654,377)	\$ (240,991,108)	\$ (257,318,137)	\$ (16,327,029)
00101 POLICE EDUCATION FUND				
348992 POLICE ED \$2 ASSESS	(41,796)	(52,000)	(40,000)	12,000
348995 CRIM JUSTICE ED \$2.50	(132,854)	(148,000)	(130,000)	18,000
361100 INTEREST ON INVESTMENTS	(418)			-
399999 BEGINNING FUND BALANCE		-	(30,000)	(30,000)
00101 POLICE EDUCATION FUND Total	\$ (175,067)	\$ (200,000)	\$ (200,000)	\$ -
00103 NATURAL LAND ENDOWMENT FUND				
347201 PASSIVE PARKS AND TRAILS	(27,631)	(26,750)	(25,000)	1,750
347501 YARBOROUGH NATURE CENTER	(11,987)	(14,846)	(15,000)	(154)
361100 INTEREST ON INVESTMENTS	(2,496)	(2,000)	(2,500)	(500)
362100 RENTS AND ROYALTIES	(12,107)	(11,750)	(12,200)	(450)
369900 MISCELLANEOUS-OTHER	183			-
399999 BEGINNING FUND BALANCE		(799,499)	(762,848)	36,651
00103 NATURAL LAND ENDOWMENT FUND Total	\$ (54,038)	\$ (854,845)	\$ (817,548)	\$ 37,297
00104 BOATING IMPROVEMENT FUND				
335710 BOATING IMPROVEMENT FEES	(89,721)	(90,000)	(83,000)	7,000
361100 INTEREST ON INVESTMENTS	(1,655)			-
399999 BEGINNING FUND BALANCE		(395,999)	(325,282)	70,717
00104 BOATING IMPROVEMENT FUND Total	\$ (91,376)	\$ (485,999)	\$ (408,282)	\$ 77,717

DETAIL OF SOURCES BY FUND

FUND - ACCOUNT OBJECT	FY 2014/15 ACTUALS	FY 2015/16 ADOPTED BUDGET	FY 2016/17 ADOPTED BUDGET	BUDGET VARIANCE
00108 FACILITIES MAINTENANCE FUND				
361100 INTEREST ON INVESTMENTS	(6,583)			-
381100 TRANSFER FROM FUND 30600			(850,000)	(850,000)
399999 BEGINNING FUND BALANCE		(886,352)	(12,808)	873,544
00108 FACILITIES MAINTENANCE FUND Total	\$ (6,583)	\$ (886,352)	\$ (862,808)	\$ 23,544
00109 FLEET REPLACEMENT FUND				
361100 INTEREST ON INVESTMENTS	(4,493)			-
381100 TRANSFER FROM FUND 30600			(289,531)	(289,531)
399999 BEGINNING FUND BALANCE		(1,222,804)	(761,888)	460,916
00109 FLEET REPLACEMENT FUND Total	\$ (4,493)	\$ (1,222,804)	\$ (1,051,419)	\$ 171,385
00110 ADULT DRUG COURT GRANT FUND				
331820 ADULT DRUG COURT	(263,064)	(381,046)	(324,996)	56,050
00110 ADULT DRUG COURT GRANT FUND Total	\$ (263,064)	\$ (381,046)	\$ (324,996)	\$ 56,050
00111 TECHNOLOGY REPLACEMENT FUND				
341210 INTERNAL SER FEES-FLEET EQUIP		(544,866)	(304,800)	240,066
361100 INTEREST ON INVESTMENTS	(2,521)			-
381100 TRANSFER FROM FUND 30600	(100,000)		(202,116)	(202,116)
399999 BEGINNING FUND BALANCE		(465,000)	(450,677)	14,323
00111 TECHNOLOGY REPLACEMENT FUND Total	\$ (102,521)	\$ (1,009,866)	\$ (957,593)	\$ 52,273
00112 BCC PROJECTS				
361100 INTEREST ON INVESTMENTS	(1,174)			-
366100 CONTRIBUTIONS & DONATIONS	(250,000)			-
381100 TRANSFER FROM FUND 30600	(250,000)			-
00112 BCC PROJECTS Total	\$ (501,174)	\$ -		\$ -
10101 TRANSPORTATION TRUST FUND				
311100 AD VALOREM-CURRENT	(1,416,608)	(1,489,183)	(1,571,931)	(82,748)
311200 AD VALOREM-DELINQUENT	(2,415)	(1,500)	(1,500)	-
312410 1/6 CENT LOCAL OPTION GAS TAX	(7,496,938)	(7,497,000)	(7,750,000)	(253,000)
312415 LOCAL ALTERNATIVE FUEL TAX		(2,500)	(2,500)	-
335491 CONSTITUTIONAL GAS TAX	(3,649,348)	(3,697,500)	(3,600,000)	97,500
335492 COUNTY GAS TAX	(1,604,810)	(1,606,500)	(1,660,000)	(53,500)
335493 MOTOR FUEL TAX	(112,609)	(135,000)	(135,000)	-
342560 ENGINEERING	(317,318)		(36,865)	(36,865)
344910 SIGNALS/CHARGES FOR SERVICES	(771,440)	(891,351)	(898,903)	(7,552)
344920 FIBER CONSTRUCTION AND MAINT	(392,367)	(329,967)	(373,754)	(43,787)
361100 INTEREST ON INVESTMENTS	(6,616)			-
361132 INTEREST-TAX COLLECTOR	(3)			-
361200 INTEREST-STATE BOARD ADM	(32)			-
364100 FIXED ASSET SALE PROCEEDS	(38,239)			-
369310 INSURANCE PROCEEDS	(191)			-
369900 MISCELLANEOUS-OTHER	(11,584)	(40,000)	(40,000)	-
369930 REIMBURSEMENTS	(30,323)	(10,000)	(10,000)	-
381100 TRANSFER FROM FUND 30600	(333,525)	(504,800)		504,800
386400 EXCESS FEES-TAX COLLECTOR	(2,552)			-
386500 EXCESS FEES-PROP APPRAISER	(26)			-
399999 BEGINNING FUND BALANCE		(970,699)	(2,505,724)	(1,535,025)
10101 TRANSPORTATION TRUST FUND Total	\$ (16,186,944)	\$ (17,176,000)	\$ (18,586,177)	\$ (1,410,177)

DETAIL OF SOURCES BY FUND

FUND - ACCOUNT OBJECT	FY 2014/15 ACTUALS	FY 2015/16 ADOPTED BUDGET	FY 2016/17 ADOPTED BUDGET	BUDGET VARIANCE
10102 NINTH-CENT FUEL TAX FUND				
312300 COUNTY VOTED GAS TAX	(2,119,453)	(2,100,000)	(2,190,000)	(90,000)
366100 CONTRIBUTIONS & DONATIONS	(1,275)			-
381100 TRANSFER FROM FUND 30600	(4,078,772)	(4,332,476)	(4,346,795)	(14,319)
10102 NINTH-CENT FUEL TAX FUND Total	\$ (6,199,500)	\$ (6,432,476)	\$ (6,536,795)	\$ (104,319)
10400 BUILDING PROGRAM				
322100 BUILDING PERMITS	(2,099,338)	(2,125,000)	(2,300,000)	(175,000)
322102 ELECTRICAL	(328,323)	(310,000)	(310,000)	-
322103 PLUMBING	(243,864)	(215,000)	(215,000)	-
322104 MECHANICAL	(252,005)	(230,000)	(255,000)	(25,000)
322106 WELLS	(7,310)	(8,500)	(8,500)	-
322107 SIGNS	(34,482)	(30,000)	(30,000)	-
322108 GAS	(75,905)	(65,000)	(55,000)	10,000
342516 AFTER HOURS INSPECTIONS	(98,480)	(80,000)	(80,000)	-
342590 REINSPECTIONS	(269,343)	(210,000)	(210,000)	-
349210 FLOOD ZONE REVIEW	(9,960)	(8,000)	(6,000)	2,000
361100 INTEREST ON INVESTMENTS	(4,850)	(1,500)	(4,500)	(3,000)
364100 FIXED ASSET SALE PROCEEDS		(1,500)	(1,500)	-
367110 COMPETENCY CERTIFICATE	(55,350)	(46,000)		46,000
369900 MISCELLANEOUS-OTHER	(148,341)	(135,000)	(120,000)	15,000
369910 COPYING FEES	(4,666)	(2,500)	(2,500)	-
369925 CC CONVENIENCE FEES	(30,799)	(30,000)	(30,000)	-
381100 TRANSFER FROM FUND 30600		(1,200)		1,200
399999 BEGINNING FUND BALANCE		(1,891,689)	(2,551,688)	(659,999)
10400 BUILDING PROGRAM Total	\$ (3,663,016)	\$ (5,390,889)	\$ (6,179,688)	\$ (788,799)
11000 TOURIST DEVELOPMENT FUND				
312120 TOURIST DEVELOPMENT TAX	(2,787,064)	(2,835,000)	(2,943,720)	(108,720)
361100 INTEREST ON INVESTMENTS	(14,239)			-
369900 MISCELLANEOUS-OTHER	(0)			-
381100 TRANSFER FROM FUND 30600	(3,250,000)			-
399999 BEGINNING FUND BALANCE		(5,344,703)	(472,269)	4,872,434
11000 TOURIST DEVELOPMENT FUND Total	\$ (6,051,303)	\$ (8,179,703)	\$ (3,415,989)	\$ 4,763,714
11001 PROFESS SPORTS FRANCHISE TAX				
312120 TOURIST DEVELOPMENT TAX	(1,858,043)	(1,890,000)	(1,962,480)	(72,480)
361100 INTEREST ON INVESTMENTS	(4,097)			-
369900 MISCELLANEOUS-OTHER	(11)			-
399999 BEGINNING FUND BALANCE		(1,577,038)	(792,791)	784,247
11001 PROFESS SPORTS FRANCHISE TAX Total	\$ (1,862,150)	\$ (3,467,038)	\$ (2,755,271)	\$ 711,767
11200 FIRE PROTECTION FUND				
311100 AD VALOREM-CURRENT	(39,277,845)	(41,298,175)	(43,588,691)	(2,290,516)
311200 AD VALOREM-DELINQUENT	(56,020)	(45,000)	(45,000)	-
324130 - WINTER SPRINGS FIRE IMPACT FEES	(317,229)			-
335210 FIREFIGHTERS SUPPLEMENT	(108,379)	(110,000)	(110,000)	-
342600 PUBLIC SAFETY - FIRE PERMITS	(81,628)	(90,000)	(90,000)	-
342605 FIRE PERMITS-WS	(27,329)	(15,000)	(15,000)	-
342610 AMBULANCE TRANSPORT FEES	(6,573,549)	(5,200,000)	(6,125,000)	(925,000)
342630 FIRE INSPECTION FEES	(4,570)	(5,000)	(5,000)	-
342930 TRAINING CENTER FEE	(115,733)	(100,000)	(100,000)	-
361100 INTEREST ON INVESTMENTS	(90,269)	(45,000)	(45,000)	-
361132 INTEREST-TAX COLLECTOR	(77)			-
364100 FIXED ASSET SALE PROCEEDS	(15,478)			-
369310 INSURANCE PROCEEDS	(496)			-
369900 MISCELLANEOUS-OTHER	(89,789)	(75,000)	(75,000)	-

DETAIL OF SOURCES BY FUND

FUND - ACCOUNT OBJECT	FY 2014/15 ACTUALS	FY 2015/16 ADOPTED BUDGET	FY 2016/17 ADOPTED BUDGET	BUDGET VARIANCE
369910 COPYING FEES	(839)			-
369930 REIMBURSEMENTS	(556)			-
381100 TRANSFER FROM FUND 30600		(7,200)		7,200
386400 EXCESS FEES-TAX COLLECTOR	(70,183)	(50,000)	(50,000)	-
386500 EXCESS FEES-PROP APPRAISER	(733)			-
399999 BEGINNING FUND BALANCE		(17,359,673)	(19,302,334)	(1,942,661)
11200 FIRE PROTECTION FUND Total	\$ (46,830,703)	\$ (64,400,048)	\$ (69,551,025)	\$ (5,150,977)
11201 FIRE PROT FUND-REPLACE & RENEW				
361100 INTEREST ON INVESTMENTS	(9,709)			-
381100 TRANSFER FROM FUND 30600	(715,569)			-
11201 FIRE PROT FUND-REPLACE & RENEW Total	\$ (725,278)			\$ -
11207 FIRE PROTECT FUND-CASSELBERRY				
311100 AD VALOREM-CURRENT	-	(2,568,239)	(2,712,828)	(144,589)
335210 FIREFIGHTERS SUPPLEMENT		(10,000)	(10,000)	-
342210 FIRE/EMS SERVICES		(1,377,025)	(896,463)	480,562
342600 PUBLIC SAFETY - FIRE PERMITS			(25,000)	(25,000)
342610 AMBULANCE TRANSPORT FEES		(900,000)	(500,000)	400,000
361100 INTEREST ON INVESTMENTS	(1)			-
369900 MISCELLANEOUS-OTHER		(7,500)	(7,500)	-
11207 FIRE PROTECT FUND-CASSELBERRY Total	\$ (1)	\$ (4,862,764)	\$ (4,151,791)	\$ 710,973
11400 COURT SUPP TECH FEE (ARTV)				
341160 COURT TECH FEE \$2	(650,133)	(610,000)	(675,000)	(65,000)
361100 INTEREST ON INVESTMENTS	(3,016)			-
399999 BEGINNING FUND BALANCE		(1,038,169)	(664,208)	373,961
11400 COURT SUPP TECH FEE (ARTV) Total	\$ (653,149)	\$ (1,648,169)	\$ (1,339,208)	\$ 308,961
11500 1991 INFRASTRUCTURE SALES TAX				
361100 INTEREST ON INVESTMENTS	(33,532)			-
369400 REIMBURSEMENTS	(10,052)			-
399999 BEGINNING FUND BALANCE		(25,509,550)	(21,836,638)	3,672,912
11500 1991 INFRASTRUCTURE SALES TAX Total	\$ (43,584)	\$ (25,509,550)	\$ (21,836,638)	\$ 3,672,912
11541 2001 INFRASTRUCTURE SALES TAX				
337900 LOCAL GRANTS & AIDS -LONG RG P	(134,358)			-
361100 INTEREST ON INVESTMENTS	(425,888)			-
369400 REIMBURSEMENTS	(201,359)			-
369930 REIMBURSEMENTS	(246,962)			-
381100 TRANSFER FROM FUND 30600	(21)			-
399999 BEGINNING FUND BALANCE		(16,978,899)	(5,170,000)	11,808,899
11541 2001 INFRASTRUCTURE SALES TAX Total	\$ (1,008,589)	\$ (16,978,899)	\$ (5,170,000)	\$ 11,808,899
11560 2014 INFRASTRUCTURE SALES TAX				
312600 DISCRETIONARY SALES SURTAX	(27,214,675)	(37,224,200)	(39,343,116)	(2,118,916)
361100 INTEREST ON INVESTMENTS	(16,127)			-
399999 BEGINNING FUND BALANCE		(834,748)	(6,688,290)	(5,853,542)
11560 2014 INFRASTRUCTURE SALES TAX Total	\$ (27,230,802)	\$ (38,058,948)	\$ (46,031,406)	\$ (7,972,458)
11641 PUBLIC WORKS-INTERLOCAL AGREEM				
337900 LOCAL GRANTS & AIDS -LONG RG P	(128,640)			-
361100 INTEREST ON INVESTMENTS	(138)			-
366100 CONTRIBUTIONS & DONATIONS	(185,856)			-
11641 PUBLIC WORKS-INTERLOCAL AGREEM Total	\$ (314,633)	\$ -		\$ -

DETAIL OF SOURCES BY FUND

FUND - ACCOUNT OBJECT	FY 2014/15 ACTUALS	FY 2015/16 ADOPTED BUDGET	FY 2016/17 ADOPTED BUDGET	BUDGET VARIANCE
11800 EMS TRUST FUND				
334200 EMS TRUST FUND GRANT	(256,428)	-		-
361100 INTEREST ON INVESTMENTS	(354)			-
364100 FIXED ASSET SALE PROCEEDS	(1,209)			-
11800 EMS TRUST FUND Total	\$ (257,991)	\$ -		\$ -
11901 COMMUNITY DEVELOPMEN BLK GRANT				
331540 COMMUNITY DEVELPMNT BLK GT	(1,578,952)	(1,671,521)	(1,654,887)	16,634
11901 COMMUNITY DEVELOPMEN BLK GRANT Total	\$ (1,578,952)	\$ (1,671,521)	\$ (1,654,887)	\$ 16,634
11902 HOME PROGRAM GRANT				
331590 HOME PROGRAM CF	(1,228,373)	(480,339)	(497,897)	(17,558)
11902 HOME PROGRAM GRANT Total	\$ (1,228,373)	\$ (480,339)	\$ (497,897)	\$ (17,558)
11904 EMERGENCY SHELTER GRANTS				
331550 EMERGENCY SHELTER GRANT	(157,836)	(151,092)	(151,092)	-
11904 EMERGENCY SHELTER GRANTS Total	\$ (157,836)	\$ (151,092)	\$ (151,092)	\$ -
11905 COMMUNITY SVC BLOCK GRANT				
331690 FEDERAL GRANT HUMAN SERVICES	(276,744)	(275,479)	(41,931)	233,548
11905 COMMUNITY SVC BLOCK GRANT Total	\$ (276,744)	\$ (275,479)	\$ (41,931)	\$ 233,548
11908 DISASTER PREPAREDNESS				
331230 EMPG GRANT	(87,892)	-	(31,885)	(31,885)
334220 PUBLIC SAFETY GRANT	(111,197)	(19,987)		19,987
369900 MISCELLANEOUS-OTHER	7			-
11908 DISASTER PREPAREDNESS Total	\$ (199,082)	\$ (19,987)	\$ (31,885)	\$ (11,898)
11909 MOSQUITO CONTROL GRANT				
334697 MOSQUITO CONTROL GRANT	(31,540)	(31,540)	(502,468)	(470,928)
361100 INTEREST ON INVESTMENTS	(3)			-
11909 MOSQUITO CONTROL GRANT Total	\$ (31,543)	\$ (31,540)	\$ (502,468)	\$ (470,928)
11912 PUBLIC SAFETY GRANTS (STATE)				
334220 PUBLIC SAFETY GRANT	(5,694)	(6,499)		6,499
361100 INTEREST ON INVESTMENTS	(0)			-
11912 PUBLIC SAFETY GRANTS (STATE) Total	\$ (5,694)	\$ (6,499)		\$ 6,499
11915 PUBLIC SAFETY GRANTS (FEDERAL)				
331230 EMPG GRANT	(72,346)	-		-
11915 PUBLIC SAFETY GRANTS (FEDERAL) Total	\$ (72,346)	\$ -		\$ -
11916 PUBLIC WORKS GRANTS				
331490 TRANS REV GRANT	(3,936,956)	-		-
334360 STORMWATER MANAGEMENT	(80,503)	-		-
334490 TRANSPORTATION REV GRANT	(1,154)	-		-
11916 PUBLIC WORKS GRANTS Total	\$ (4,018,614)	\$ -		\$ -
11917 LEISURE SERVICES GRANTS				
331720 FEDERAL RECREATION GRANT	(200,000)			-
334750 ENVIRONMENTAL PROTECTION GRANT	(226,022)			-
361100 INTEREST ON INVESTMENTS	(2)			-
11917 LEISURE SERVICES GRANTS Total	\$ (426,024)			\$ -

DETAIL OF SOURCES BY FUND

FUND - ACCOUNT OBJECT	FY 2014/15 ACTUALS	FY 2015/16 ADOPTED BUDGET	FY 2016/17 ADOPTED BUDGET	BUDGET VARIANCE
11918 GROWTH MANAGEMENT GRANTS				
331599 FED - ECONOMIC ENVIRONMENT	(36,584)			-
11918 GROWTH MANAGEMENT GRANTS Total	\$ (36,584)			\$ -
11919 COMMUNITY SVC GRANTS				
331228 SUPERVISED VISITATION	(113,935)	-		-
331500 SHELTER PLUS CARE AGREEMENT	(406,729)	(475,018)		475,018
331550 EMERGENCY SHELTER GRANT			(479,291)	(479,291)
331692 CHILD MENTAL HEALTH INITIATIVE	(2,197,143)	(1,000,000)		1,000,000
11919 COMMUNITY SVC GRANTS Total	\$ (2,717,808)	\$ (1,475,018)	\$ (479,291)	\$ 995,727
11920 NEIGHBOR STABIL PROGRAM GRANT				
331570 NEIGHBORHOOD STABILIZATION	(294,470)	(56,345)	(31,402)	24,943
361100 INTEREST ON INVESTMENTS	(1,094)			-
369950 NSP RESALES/PROGRAM INCOME	(123,919)	-		-
369955 NON-CASH NSP PROGRAM INCOME	(11,355)	-		-
11920 NEIGHBOR STABIL PROGRAM GRANT Total	\$ (430,838)	\$ (56,345)	\$ (31,402)	\$ 24,943
11925 DCF REINVESTMENT GRANT FUND				
334690 OTHER HUMAN SERVICES GRANTS	(256,643)	(255,032)		255,032
11925 DCF REINVESTMENT GRANT FUND Total	\$ (256,643)	\$ (255,032)		\$ 255,032
11926 CITY OF SANFORD CDBG				
331540 COMMUNITY DEVELOPMENT BLK GT	(292,993)	(400,617)	(414,546)	(13,929)
381100 TRANSFER FROM FUND 30600		(1,200)		1,200
11926 CITY OF SANFORD CDBG Total	\$ (292,993)	\$ (401,817)	\$ (414,546)	\$ (12,729)
11930 RESOURCE MANAGEMENT GRANTS				
331825 VETERANS TREATMENT COURT	(33,111)	-	(21,746)	(21,746)
11930 RESOURCE MANAGEMENT GRANTS Total	\$ (33,111)	\$ -	\$ (21,746)	\$ (21,746)
12013 SHIP- AFFORDABLE HOUSING 12/13				
335520 SHIP PROGRAM REVENUE	(172,866)			-
12013 SHIP- AFFORDABLE HOUSING 12/13 Total	\$ (172,866)			\$ -
12014 AFFORDABLE HOUSING 13/14				
335520 SHIP PROGRAM REVENUE	(355,678)	-		-
361100 INTEREST ON INVESTMENTS	(1,044)			-
361120 SHIP MORTGAGE INTEREST	(85)			-
369120 SHIP MORTGAGE PRINCIPAL	(324,421)			-
369900 MISCELLANEOUS-OTHER	(1,010)			-
12014 AFFORDABLE HOUSING 13/14 Total	\$ (682,237)	\$ -		\$ -
12015 SHIP AFFORDABLE HOUSING 14/15				
335520 SHIP PROGRAM REVENUE	(180,894)	(60,215)	(31,402)	28,813
361100 INTEREST ON INVESTMENTS	(2,206)			-
361120 SHIP MORTGAGE INTEREST	(132)			-
369120 SHIP MORTGAGE PRINCIPAL	(86,484)			-
12015 SHIP AFFORDABLE HOUSING 14/15 Total	\$ (269,715)	\$ (60,215)	\$ (31,402)	\$ 28,813
12016 SHIP AFFORDABLE HOUSING 15/16				
335520 SHIP PROGRAM REVENUE		(2,114,364)		2,114,364
361100 INTEREST ON INVESTMENTS	(3,252)			-
361120 SHIP MORTGAGE INTEREST	(80)			-
369120 SHIP MORTGAGE PRINCIPAL	3,332			-
12016 SHIP AFFORDABLE HOUSING 15/16 Total	\$ 0	\$ (2,114,364)		\$ 2,114,364

DETAIL OF SOURCES BY FUND

FUND - ACCOUNT OBJECT	FY 2014/15 ACTUALS	FY 2015/16 ADOPTED BUDGET	FY 2016/17 ADOPTED BUDGET	BUDGET VARIANCE
12017 SHIP AFFORDABLE HOUSING 16/17				
335520 SHIP PROGRAM REVENUE			(2,450,135)	(2,450,135)
12017 SHIP AFFORDABLE HOUSING 16/17 Total			\$ (2,450,135)	\$ (2,450,135)
12101 LAW ENFORCEMENT TST-LOCAL				
351910 CONFISCATIONS	(734,279)			-
361100 INTEREST ON INVESTMENTS	(14,601)			-
12101 LAW ENFORCEMENT TST-LOCAL Total	\$ (748,881)			\$ -
12102 LAW ENFORCEMENT TST-JUSTICE				
351910 CONFISCATIONS	(55,270)			-
361100 INTEREST ON INVESTMENTS	(434)			-
12102 LAW ENFORCEMENT TST-JUSTICE Total	\$ (55,704)			\$ -
12103 LAW ENFORCEMENT TST-FEDERAL				
351910 CONFISCATIONS	(1,565)			-
361100 INTEREST ON INVESTMENTS	(51)			-
12103 LAW ENFORCEMENT TST-FEDERAL Total	\$ (1,616)			\$ -
12200 ARBOR VIOLATION TRUST FUND				
354410 ARBOR VIOLATION	(40,000)	(8,000)	(8,000)	-
361100 INTEREST ON INVESTMENTS	(364)			-
399999 BEGINNING FUND BALANCE		(100,084)	(140,281)	(40,197)
12200 ARBOR VIOLATION TRUST FUND Total	\$ (40,364)	\$ (108,084)	\$ (148,281)	\$ (40,197)
12300 ALCOHOL/DRUG ABUSE FUND				
348994 TRAFFIC SURCHG DRUG ABUSE TRUS	(58,940)	(55,000)	(60,000)	(5,000)
361100 INTEREST ON INVESTMENTS	(203)			-
399999 BEGINNING FUND BALANCE		(64,885)	(88,169)	(23,284)
12300 ALCOHOL/DRUG ABUSE FUND Total	\$ (59,144)	\$ (119,885)	\$ (148,169)	\$ (28,284)
12302 TEEN COURT				
348991 TEEN COURT \$3	(142,667)	(145,000)	(142,000)	3,000
361100 INTEREST ON INVESTMENTS	(359)			-
399999 BEGINNING FUND BALANCE		(91,844)	(95,776)	(3,932)
12302 TEEN COURT Total	\$ (143,026)	\$ (236,844)	\$ (237,776)	\$ (932)
12500 EMERGENCY 911 FUND				
335220 E911 WIRELESS	(1,443,284)	(1,300,000)	(1,500,000)	(200,000)
335225 E911 NON WIRELESS	(625,743)	(755,000)	(500,000)	255,000
342420 E911 CELLULAR PHONE FEES	(1,000)			-
361100 INTEREST ON INVESTMENTS	(17,281)			-
369900 MISCELLANEOUS-OTHER	(375)			-
399999 BEGINNING FUND BALANCE		(3,187,847)	(3,031,843)	156,004
12500 EMERGENCY 911 FUND Total	\$ (2,087,682)	\$ (5,242,847)	\$ (5,031,843)	\$ 211,004
12601 ARTERIAL-IMPACT FEE				
324310 IMPACT FEES RESID TRANSPORTATI	(532,991)	(500,000)	(500,000)	-
324320 IMPACT FEES COMM TRANSPORTATI	(1,171,656)	(1,000,000)	(1,200,000)	(200,000)
361100 INTEREST ON INVESTMENTS	(55,443)			-
363400 TRANSPORTATION IMPACT FEE	(758)			-
381100 TRANSFER FROM FUND 30600	(31,779,000)			-
399999 BEGINNING FUND BALANCE		13,840,781	11,869,934	(1,970,847)
12601 ARTERIAL-IMPACT FEE Total	\$ (33,539,847)	\$ 12,340,781	\$ 10,169,934	\$ (2,170,847)

DETAIL OF SOURCES BY FUND

FUND - ACCOUNT OBJECT	FY 2014/15 ACTUALS	FY 2015/16 ADOPTED BUDGET	FY 2016/17 ADOPTED BUDGET	BUDGET VARIANCE
12602 NORTH COLLECTOR-IMPACT FEE				
361100 INTEREST ON INVESTMENTS	(3,050)	(2,000)	(2,000)	-
399999 BEGINNING FUND BALANCE		-	(62,176)	(62,176)
12602 NORTH COLLECTOR-IMPACT FEE Total	\$ (3,050)	\$ (2,000)	\$ (64,176)	\$ (62,176)
12603 WEST COLLECTOR-IMPACT FEE				
324310 IMPACT FEES RESID TRANSPORTATI	(26,880)	(25,000)	(25,000)	-
324320 IMPACT FEES COMM TRANSPORTATI	(313,993)	(200,000)	(250,000)	(50,000)
361100 INTEREST ON INVESTMENTS	(4,636)			-
381100 TRANSFER FROM FUND 30600	(2,457,000)			-
399999 BEGINNING FUND BALANCE		1,096,017	600,508	(495,509)
12603 WEST COLLECTOR-IMPACT FEE Total	\$ (2,802,510)	\$ 871,017	\$ 325,508	\$ (545,509)
12604 EAST COLLECTOR-IMPACT FEE				
324310 IMPACT FEES RESID TRANSPORTATI	(40,055)	(25,000)	(30,000)	(5,000)
324320 IMPACT FEES COMM TRANSPORTATI	(40,203)	(75,000)	(70,000)	5,000
361100 INTEREST ON INVESTMENTS	(137)			-
399999 BEGINNING FUND BALANCE		564,289		(564,289)
12604 EAST COLLECTOR-IMPACT FEE Total	\$ (80,396)	\$ 464,289	\$ (100,000)	\$ (564,289)
12605 SOUTH CENTRAL-IMPACT FEE				
324310 IMPACT FEES RESID TRANSPORTATI	(125,667)	(80,000)	(110,000)	(30,000)
324320 IMPACT FEES COMM TRANSPORTATI	(145,948)	(90,000)	(90,000)	-
361100 INTEREST ON INVESTMENTS	(18,266)			-
381100 TRANSFER FROM FUND 30600	(10,764,000)			-
399999 BEGINNING FUND BALANCE		2,517,845	2,147,964	(369,881)
12605 SOUTH CENTRAL-IMPACT FEE Total	\$ (11,053,881)	\$ 2,347,845	\$ 1,947,964	\$ (399,881)
12801 FIRE/RESCUE-IMPACT FEE				
324110 IMPACT FEES RESID PUBLIC SAFET	(86,806)	(65,000)	(65,000)	-
324120 IMPACT FEES COMM PUBLIC SAFET	(82,086)	(75,000)	(85,000)	(10,000)
361100 INTEREST ON INVESTMENTS	(7,680)	(3,000)	(3,500)	(500)
363220 FIRE IMPACT FEE	(344)			-
364100 FIXED ASSET SALE PROCEEDS	(9,251)			-
399999 BEGINNING FUND BALANCE		(2,727,937)	(3,216,417)	(488,480)
12801 FIRE/RESCUE-IMPACT FEE Total	\$ (186,166)	\$ (2,870,937)	\$ (3,369,917)	\$ (498,980)
12802 LAW ENFORCEMENT-IMPACT FEE				
361100 INTEREST ON INVESTMENTS	(6)			-
363221 LAW ENFORCEMENT IMPACT FEE	(175)			-
12802 LAW ENFORCEMENT-IMPACT FEE Total	\$ (181)			\$ -
12804 LIBRARY-IMPACT FEE				
324610 IMPACT FEES RESID CULTURE	(51,231)	(35,000)	(50,000)	(15,000)
324620 IMPACT FEES COMM CULTURE	(43,578)	(20,000)	(20,000)	-
361100 INTEREST ON INVESTMENTS	(399)			-
363270 CULTURE/RECRTN IMPACT FEE	(108)			-
399999 BEGINNING FUND BALANCE		(49,436)	(30,318)	19,118
12804 LIBRARY-IMPACT FEE Total	\$ (95,317)	\$ (104,436)	\$ (100,318)	\$ 4,118
12805 DRAINAGE-IMPACT FEE				
361100 INTEREST ON INVESTMENTS	(19)			-
363230 IMPACT FEE-PHYSICAL ENVMT	(400)			-
399999 BEGINNING FUND BALANCE		(5,941)		5,941
12805 DRAINAGE-IMPACT FEE Total	\$ (419)	\$ (5,941)		\$ 5,941

DETAIL OF SOURCES BY FUND

FUND - ACCOUNT OBJECT	FY 2014/15 ACTUALS	FY 2015/16 ADOPTED BUDGET	FY 2016/17 ADOPTED BUDGET	BUDGET VARIANCE
13000 STORMWATER FUND				
341359 ADMIN FEE - MSBU FUNDS	(13,005)			-
343904 SVC CHGS-OTH PHYSICAL ENVIRON	(4,574)			-
361100 INTEREST ON INVESTMENTS	(501)			-
364100 FIXED ASSET SALE PROCEEDS	(20,626)			-
13000 STORMWATER FUND Total	\$ (38,706)			\$ -
13100 ECONOMIC DEVELOPMENT				
337100 ECONOMIC INCENTIVE	(67,667)	(172,050)	(452,438)	(280,388)
361100 INTEREST ON INVESTMENTS	(4,086)			-
369900 MISCELLANEOUS-OTHER	(2,905)			-
381100 TRANSFER FROM FUND 30600	(80,370)	(1,064,792)	(1,731,112)	(666,320)
399999 BEGINNING FUND BALANCE		(719,350)	(310,581)	408,769
13100 ECONOMIC DEVELOPMENT Total	\$ (155,028)	\$ (1,956,192)	\$ (2,494,131)	\$ (537,939)
13300 17/92 REDEVELOPMENT TI FUND				
334499 FDOT LIGHTING AGREEMENT	(13,571)	(13,979)	(14,297)	(318)
338410 TAX INCREMENTS-CITIES	(667,189)	(727,037)	(860,245)	(133,208)
338420 TAX INCREMENTS COUNTY	(1,108,550)	(1,202,724)	(1,452,614)	(249,890)
361100 INTEREST ON INVESTMENTS	(31,885)	(15,000)	(30,000)	(15,000)
399999 BEGINNING FUND BALANCE		(8,530,083)	(7,609,184)	920,899
13300 17/92 REDEVELOPMENT TI FUND Total	\$ (1,821,196)	\$ (10,488,823)	\$ (9,966,340)	\$ 522,483
15000 MSBU STREET LIGHTING				
325210 SPECIAL ASSESSMENT-SERVICE	(2,214,423)	(2,340,000)	(2,406,000)	(66,000)
361100 INTEREST ON INVESTMENTS	(4,025)	(1,000)	(1,000)	-
361132 INTEREST-TAX COLLECTOR	(4)			-
399999 BEGINNING FUND BALANCE		(750,000)	(684,500)	65,500
15000 MSBU STREET LIGHTING Total	\$ (2,218,452)	\$ (3,091,000)	\$ (3,091,500)	\$ (500)
15100 MSBU RESIDENTIAL SOLID WASTE				
323700 FRANCHISE FEES- SOLID WASTE	(81,996)	(35,000)	(45,000)	(10,000)
325210 SPECIAL ASSESSMENT-SERVICE	(13,755,544)	(13,986,000)	(14,065,000)	(79,000)
361100 INTEREST ON INVESTMENTS	(23,647)	(5,000)	(25,000)	(20,000)
361132 INTEREST-TAX COLLECTOR	(0)			-
399999 BEGINNING FUND BALANCE		(4,435,000)	(4,330,000)	105,000
15100 MSBU RESIDENTIAL SOLID WASTE Total	\$ (13,861,187)	\$ (18,461,000)	\$ (18,465,000)	\$ (4,000)
16000 MSBU PROGRAM				
325110 SPECIAL ASSESSMENT-CAPITAL	(84,451)	(101,625)	(83,815)	17,810
341350 ADMIN FEE - MSBU	(1,450)	(500)	(500)	-
341357 ADMIN FEE - SOLID WASTE	(535,000)	(550,000)	(525,000)	25,000
341358 ADMIN FEE - STREET LIGHTING	(225,000)	(225,000)	(195,000)	30,000
341359 ADMIN FEE - MSBU FUNDS	(23,360)	(77,330)	(18,750)	58,580
361100 INTEREST ON INVESTMENTS	(4,019)	(500)	(1,000)	(500)
361132 INTEREST-TAX COLLECTOR	(27)	(25)		25
381100 TRANSFER FROM FUND 30600			(36,950)	(36,950)
386400 EXCESS FEES-TAX COLLECTOR	(28,402)		(15,000)	(15,000)
399999 BEGINNING FUND BALANCE		(1,010,000)	(1,178,098)	(168,098)
16000 MSBU PROGRAM Total	\$ (901,710)	\$ (1,964,980)	\$ (2,054,113)	\$ (89,133)
16005 MSBU MILLS (LM/AWC)				
325210 SPECIAL ASSESSMENT-SERVICE	(56,192)	(63,000)	(63,000)	-
361100 INTEREST ON INVESTMENTS	(446)	(50)	(50)	-
399999 BEGINNING FUND BALANCE		(133,800)	(154,775)	(20,975)
16005 MSBU MILLS (LM/AWC) Total	\$ (56,639)	\$ (196,850)	\$ (217,825)	\$ (20,975)

DETAIL OF SOURCES BY FUND

FUND - ACCOUNT OBJECT	FY 2014/15 ACTUALS	FY 2015/16 ADOPTED BUDGET	FY 2016/17 ADOPTED BUDGET	BUDGET VARIANCE
16006 MSBU PICKETT (LM/AWC)				
325210 SPECIAL ASSESSMENT-SERVICE	(41,297)	(41,300)	(41,300)	-
361100 INTEREST ON INVESTMENTS	(632)	(25)	(50)	(25)
399999 BEGINNING FUND BALANCE		(186,665)	(161,500)	25,165
16006 MSBU PICKETT (LM/AWC) Total	\$ (41,929)	\$ (227,990)	\$ (202,850)	\$ 25,140
16007 MSBU AMORY (LM/AWC)				
325210 SPECIAL ASSESSMENT-SERVICE	(6,666)	(6,330)	(6,335)	(5)
361100 INTEREST ON INVESTMENTS	(48)	(25)	(25)	-
399999 BEGINNING FUND BALANCE		(15,300)	(19,430)	(4,130)
16007 MSBU AMORY (LM/AWC) Total	\$ (6,714)	\$ (21,655)	\$ (25,790)	\$ (4,135)
16010 MSBU CEDAR RIDGE (GRNDS MAINT)				
325210 SPECIAL ASSESSMENT-SERVICE	(21,975)	(23,600)	(26,200)	(2,600)
361100 INTEREST ON INVESTMENTS	(125)	(75)	(50)	25
381100 TRANSFER FROM FUND 30600		(5,300)		5,300
399999 BEGINNING FUND BALANCE		(22,500)	(37,155)	(14,655)
16010 MSBU CEDAR RIDGE (GRNDS MAINT) Total	\$ (22,100)	\$ (51,475)	\$ (63,405)	\$ (11,930)
16013 MSBU HOWELL CREEK (LM/AWC)				
325210 SPECIAL ASSESSMENT-SERVICE	(1,385)	(1,465)	(1,460)	5
337900 LOCAL GRANTS & AIDS -LONG RG P	(790)			-
361100 INTEREST ON INVESTMENTS	(26)	(20)	(20)	-
369900 MISCELLANEOUS-OTHER		(1,250)	(1,540)	(290)
399999 BEGINNING FUND BALANCE		(6,745)	(8,485)	(1,740)
16013 MSBU HOWELL CREEK (LM/AWC) Total	\$ (2,200)	\$ (9,480)	\$ (11,505)	\$ (2,025)
16020 MSBU HORSESHOE (LM/AWC)				
325210 SPECIAL ASSESSMENT-SERVICE	(7,939)	(7,920)	(5,760)	2,160
361100 INTEREST ON INVESTMENTS	(39)		(25)	(25)
399999 BEGINNING FUND BALANCE		(12,100)	(18,790)	(6,690)
16020 MSBU HORSESHOE (LM/AWC) Total	\$ (7,978)	\$ (20,020)	\$ (24,575)	\$ (4,555)
16021 MSBU MYRTLE (LM/AWC)				
325210 SPECIAL ASSESSMENT-SERVICE	(6,649)	(6,615)	(7,235)	(620)
361100 INTEREST ON INVESTMENTS	(18)	(20)	(20)	-
399999 BEGINNING FUND BALANCE		(2,450)	(2,600)	(150)
16021 MSBU MYRTLE (LM/AWC) Total	\$ (6,666)	\$ (9,085)	\$ (9,855)	\$ (770)
16023 LAKE SPRING WOOD (LM/AWC)				
325210 SPECIAL ASSESSMENT-SERVICE		(6,050)	(5,185)	865
399999 BEGINNING FUND BALANCE		(17,430)	(19,975)	(2,545)
16023 LAKE SPRING WOOD (LM/AWC) Total		\$ (23,480)	\$ (25,160)	\$ (1,680)
16023 LAKE SPRING WOOD (LM/AWC)				
325210 SPECIAL ASSESSMENT-SERVICE	(6,749)			-
361100 INTEREST ON INVESTMENTS	(55)			-
16023 LAKE SPRING WOOD (LM/AWC) Total	\$ (6,804)			\$ -
16024 MSBU LAKE OF THE WOODS (LM/AWC)				
325210 SPECIAL ASSESSMENT-SERVICE	(21,788)	(20,350)	(19,080)	1,270
361100 INTEREST ON INVESTMENTS	(149)	(25)	(25)	-
399999 BEGINNING FUND BALANCE		(50,500)	(63,050)	(12,550)
16024 MSBU LAKE OF THE WOODS (LM/AWC) Total	\$ (21,936)	\$ (70,875)	\$ (82,155)	\$ (11,280)

DETAIL OF SOURCES BY FUND

FUND - ACCOUNT OBJECT	FY 2014/15 ACTUALS	FY 2015/16 ADOPTED BUDGET	FY 2016/17 ADOPTED BUDGET	BUDGET VARIANCE
16025 MSBU MIRROR (LM/AWC)				
325210 SPECIAL ASSESSMENT-SERVICE	(12,759)	(11,405)	(10,365)	1,040
361100 INTEREST ON INVESTMENTS	(111)	(20)	(20)	-
399999 BEGINNING FUND BALANCE		(36,000)	(41,910)	(5,910)
16025 MSBU MIRROR (LM/AWC) Total	\$ (12,869)	\$ (47,425)	\$ (52,295)	\$ (4,870)
16026 MSBU SPRING (LM/AWC)				
325210 SPECIAL ASSESSMENT-SERVICE	(27,371)	(27,360)	(27,000)	360
361100 INTEREST ON INVESTMENTS	(385)	(150)	(150)	-
399999 BEGINNING FUND BALANCE		(90,875)	(150,000)	(59,125)
16026 MSBU SPRING (LM/AWC) Total	\$ (27,756)	\$ (118,385)	\$ (177,150)	\$ (58,765)
16027 MSBU SPRINGWOOD WTRWY (LM/AWC)				
325210 SPECIAL ASSESSMENT-SERVICE	(11,040)	(8,735)	(6,240)	2,495
361100 INTEREST ON INVESTMENTS	(114)	(25)	(25)	-
399999 BEGINNING FUND BALANCE		(37,485)	(43,025)	(5,540)
16027 MSBU SPRINGWOOD WTRWY (LM/AWC) Total	\$ (11,153)	\$ (46,245)	\$ (49,290)	\$ (3,045)
16028 MSBU BURKETT (LM/AWC)				
325210 SPECIAL ASSESSMENT-SERVICE	(13,771)	(10,360)	(9,200)	1,160
361100 INTEREST ON INVESTMENTS	(94)	(25)	(25)	-
399999 BEGINNING FUND BALANCE		(29,600)	(39,215)	(9,615)
16028 MSBU BURKETT (LM/AWC) Total	\$ (13,866)	\$ (39,985)	\$ (48,440)	\$ (8,455)
16030 MSBU SWEETWATER COVE (LM/AWC)				
325210 SPECIAL ASSESSMENT-SERVICE	(33,520)	(33,450)	(33,440)	10
361100 INTEREST ON INVESTMENTS	(60)	(100)	(100)	-
399999 BEGINNING FUND BALANCE		(710)	(12,000)	(11,290)
16030 MSBU SWEETWATER COVE (LM/AWC) Total	\$ (33,579)	\$ (34,260)	\$ (45,540)	\$ (11,280)
16035 MSBU BUTTONWOOD POND (LM/AWC)				
325210 SPECIAL ASSESSMENT-SERVICE	(3,571)	(3,565)	(3,560)	5
361100 INTEREST ON INVESTMENTS	(9)	(10)	(10)	-
381100 TRANSFER FROM FUND 30600	(1,000)			-
399999 BEGINNING FUND BALANCE		(465)	(1,900)	(1,435)
16035 MSBU BUTTONWOOD POND (LM/AWC) Total	\$ (4,580)	\$ (4,040)	\$ (5,470)	\$ (1,430)
16036 MSBU HOWELL LAKE (LM/AWC)				
325210 SPECIAL ASSESSMENT-SERVICE		(122,885)	(121,575)	1,310
337900 LOCAL GRANTS & AIDS -LONG RG P	(761)			-
361100 INTEREST ON INVESTMENTS	(44)	(10)	(25)	(15)
366100 CONTRIBUTIONS & DONATIONS	(50,000)			-
381100 TRANSFER FROM FUND 30600	(110,000)			-
399999 BEGINNING FUND BALANCE		(500)	(84,750)	(84,250)
16036 MSBU HOWELL LAKE (LM/AWC) Total	\$ (160,804)	\$ (123,395)	\$ (206,350)	\$ (82,955)
21200 GENERAL REVENUE DEBT				
361100 INTEREST ON INVESTMENTS	(1,301)			-
381100 TRANSFER FROM FUND 30600	(1,536,348)	(1,537,744)	(1,539,446)	(1,702)
21200 GENERAL REVENUE DEBT Total	\$ (1,537,649)	\$ (1,537,744)	\$ (1,539,446)	\$ (1,702)
21235 GENERAL REVENUE DEBT - 2014				
361100 INTEREST ON INVESTMENTS	(466)			-
381100 TRANSFER FROM FUND 30600	(1,745,213)	(1,641,200)	(1,640,600)	600
21235 GENERAL REVENUE DEBT - 2014 Total	\$ (1,745,679)	\$ (1,641,200)	\$ (1,640,600)	\$ 600

DETAIL OF SOURCES BY FUND

FUND - ACCOUNT OBJECT	FY 2014/15 ACTUALS	FY 2015/16 ADOPTED BUDGET	FY 2016/17 ADOPTED BUDGET	BUDGET VARIANCE
21300 COUNTY SHARED REVENUE DEBT				
361100 INTEREST ON INVESTMENTS	(1,319)			-
381100 TRANSFER FROM FUND 30600	(1,745,079)	(1,746,171)	(1,741,606)	4,565
21300 COUNTY SHARED REVENUE DEBT Total	\$ (1,746,398)	\$ (1,746,171)	\$ (1,741,606)	\$ 4,565
22500 SALES TAX BONDS				
361100 INTEREST ON INVESTMENTS	(1,903)			-
381100 TRANSFER FROM FUND 30600	(5,384,174)	(4,990,900)	(4,987,275)	3,625
385100 PROCEEDS OF REFUNDING BONDS	(29,810,000)			-
22500 SALES TAX BONDS Total	\$ (35,196,077)	\$ (4,990,900)	\$ (4,987,275)	\$ 3,625
30600 INFRASTRUCTURE IMP OP FUND				
361100 INTEREST ON INVESTMENTS	(5,890)			-
381100 TRANSFER FROM FUND 30600			(150,000)	(150,000)
399999 BEGINNING FUND BALANCE		(721,199)		721,199
30600 INFRASTRUCTURE IMP OP FUND Total	\$ (5,890)	\$ (721,199)	\$ (150,000)	\$ 571,199
30700 SPORTS COMPLEX/SOLDIERS CREEK				
361100 INTEREST ON INVESTMENTS	(68,376)			-
399999 BEGINNING FUND BALANCE		(205,135)	(68,377)	136,758
30700 SPORTS COMPLEX/SOLDIERS CREEK Total	\$ (68,376)	\$ (205,135)	\$ (68,377)	\$ 136,758
32000 JAIL PROJECT/2005				
361100 INTEREST ON INVESTMENTS	(617)			-
32000 JAIL PROJECT/2005 Total	\$ (617)			\$ -
32100 NATURAL LANDS/TRAILS				
361100 INTEREST ON INVESTMENTS	(12,584)	(8,500)		8,500
364100 FIXED ASSET SALE PROCEEDS	(12,635)			-
369400 REIMBURSEMENTS	(22,989)			-
399999 BEGINNING FUND BALANCE		(1,997,765)	(1,973,626)	24,139
32100 NATURAL LANDS/TRAILS Total	\$ (48,208)	\$ (2,006,265)	\$ (1,973,626)	\$ 32,639
32200 COURTHOUSE PROJECTS FUND				
361100 INTEREST ON INVESTMENTS	(1,221)			-
399999 BEGINNING FUND BALANCE		(404,178)		404,178
32200 COURTHOUSE PROJECTS FUND Total	\$ (1,221)	\$ (404,178)		\$ 404,178
40100 WATER AND SEWER FUND				
331501 TREASURY SUBSIDY	(1,477,289)	(1,208,972)	(1,284,005)	(75,033)
337900 LOCAL GRANTS & AIDS -LONG RG P		10,000	(10,000)	(20,000)
342515 INSPECTION FEE - ENVIRONMENT	(60,586)	(73,032)	(73,762)	(730)
343310 WATER UTILITY-RESIDENTIAL	(20,133,134)	(20,253,956)	(21,622,021)	(1,368,065)
343315 PRIVATE COMMERCIAL FIRE LINES	(28,840)	(28,868)	(28,771)	97
343320 WATER UTILITY - BULK	(72,092)	(62,982)	(64,871)	(1,889)
343330 METER SET CHARGES	(264,047)	(238,835)	(236,516)	2,319
343340 METER RECONNECT CHARGES	(523,627)	(491,300)	(499,029)	(7,729)
343350 CAPACITY MAINTENANCE-WTR	(46,944)	(48,477)	(44,071)	4,406
343360 RECYCLED WATER	(1,799,445)	(1,824,329)	(1,871,322)	(46,993)
343510 SEWER UTILITY-RESIDENTIAL	(26,700,745)	(27,694,565)	(28,797,526)	(1,102,961)
343520 SEWER UTILITY - BULK	(3,396,223)	(3,308,516)	(3,467,794)	(159,278)
343550 CAPACITY MAINTENANCE-SWR	(48,318)	(49,911)	(45,368)	4,543
361100 INTEREST ON INVESTMENTS	(296,387)	(182,812)	(133,573)	49,239
364100 FIXED ASSET SALE PROCEEDS	(71,552)	(61,277)	(36,004)	25,273
366100 CONTRIBUTIONS & DONATIONS	(3,149,126)			-
366400 ENTERPRISE CONTRIBUTIONS	(4,214)			-

DETAIL OF SOURCES BY FUND

FUND - ACCOUNT OBJECT	FY 2014/15 ACTUALS	FY 2015/16 ADOPTED BUDGET	FY 2016/17 ADOPTED BUDGET	BUDGET VARIANCE
369310 INSURANCE PROCEEDS	(19,046)	(21,456)	(12,719)	8,737
369900 MISCELLANEOUS-OTHER	(118,276)	(69,165)	(69,857)	(692)
369925 CC CONVENIENCE FEES	(252,720)	(241,000)	(281,000)	(40,000)
381100 TRANSFER FROM FUND 30600		(3,566,322)	(1,598,227)	1,968,095
399999 BEGINNING FUND BALANCE		(20,162,118)	(28,748,304)	(8,586,186)
40100 WATER AND SEWER FUND Total	\$ (58,462,612)	\$ (79,577,893)	\$ (88,924,740)	\$ (9,346,847)
40102 CONNECTION FEES-WATER				
361100 INTEREST ON INVESTMENTS	(3,349)	(1,194)	(488)	706
366400 ENTERPRISE CONTRIBUTIONS	(665,554)	(631,836)	(637,927)	(6,091)
399999 BEGINNING FUND BALANCE		(6,261)	(135,890)	(129,629)
40102 CONNECTION FEES-WATER Total	\$ (668,903)	\$ (639,291)	\$ (774,305)	\$ (135,014)
40103 CONNECTION FEES-SEWER				
361100 INTEREST ON INVESTMENTS	(6,118)	(6,097)	(3,402)	2,695
366400 ENTERPRISE CONTRIBUTIONS	(1,577,121)	(1,618,992)	(1,025,300)	593,692
369900 MISCELLANEOUS-OTHER	(47,752)			-
399999 BEGINNING FUND BALANCE		(1,862,165)	(798,111)	1,064,054
40103 CONNECTION FEES-SEWER Total	\$ (1,630,991)	\$ (3,487,254)	\$ (1,826,813)	\$ 1,660,441
40105 WATER & SEWER BONDS, SERIES 20				
361100 INTEREST ON INVESTMENTS	(10,612)	(345)	(118)	227
399999 BEGINNING FUND BALANCE		-	(8,420)	(8,420)
40105 WATER & SEWER BONDS, SERIES 20 Total	\$ (10,612)	\$ (345)	\$ (8,538)	\$ (8,193)
40106 2010 BOND SERIES				
361100 INTEREST ON INVESTMENTS	(5,394)	(841)	(8)	833
399999 BEGINNING FUND BALANCE		-	(2,532)	(2,532)
40106 2010 BOND SERIES Total	\$ (5,394)	\$ (841)	\$ (2,540)	\$ (1,699)
40107 WATER & SEWER DEBT SERVICE RES				
399999 BEGINNING FUND BALANCE		(18,118,726)	(18,118,726)	-
40107 WATER & SEWER DEBT SERVICE RES Total		\$ (18,118,726)	\$ (18,118,726)	\$ -
40108 WATER & SEWER CAPITAL IMPROVEM				
361100 INTEREST ON INVESTMENTS	(45,163)	(24,707)	(79,209)	(54,502)
369400 REIMBURSEMENTS	(87,541)	(400,000)	(400,000)	-
381100 TRANSFER FROM FUND 30600	(9,099,115)	(8,783,681)	(15,604,560)	(6,820,879)
399999 BEGINNING FUND BALANCE		(9,280,980)	(25,128,854)	(15,847,874)
40108 WATER & SEWER CAPITAL IMPROVEM Total	\$ (9,231,819)	\$ (18,489,368)	\$ (41,212,623)	\$ (22,723,255)
40201 SOLID WASTE FUND				
341357 ADMIN FEE - SOLID WASTE	(247,500)	(270,000)	(270,000)	-
343412 TRANSFER STATION CHARGES	(10,077,868)	(10,370,406)	(10,600,000)	(229,594)
343414 OSCEOLA LANDFILL CHARGES	(1,828,593)	(1,928,856)	(1,865,347)	63,509
343415 WINTER PARK LANDFILL CHARGES		-	(799,505)	(799,505)
343417 RECYCLING FEES	(416,139)	(225,000)	(100,000)	125,000
343419 OTHER LANDFILL CHARGES	(6,711)	(6,000)	(6,000)	-
361100 INTEREST ON INVESTMENTS	(81,664)	(66,681)	(71,992)	(5,311)
362100 RENTS AND ROYALTIES	(127)	(121)	(121)	-
364100 FIXED ASSET SALE PROCEEDS	(134,822)	(9,088)	(49,113)	(40,025)
365101 METHANE GAS SALES	(264,459)	(340,000)	(220,000)	120,000
369900 MISCELLANEOUS-OTHER	(12,454)	(8,500)	(8,500)	-
381100 TRANSFER FROM FUND 30600		(2,760)	(300,000)	(297,240)
399999 BEGINNING FUND BALANCE		(29,066,903)	(24,232,564)	4,834,339
40201 SOLID WASTE FUND Total	\$ (13,070,337)	\$ (42,294,315)	\$ (38,523,142)	\$ 3,771,173

DETAIL OF SOURCES BY FUND

FUND - ACCOUNT OBJECT	FY 2014/15 ACTUALS	FY 2015/16 ADOPTED BUDGET	FY 2016/17 ADOPTED BUDGET	BUDGET VARIANCE
40204 LANDFILL MANAGEMENT ESCROW				
361100 INTEREST ON INVESTMENTS	(45,029)	(41,957)	(56,301)	(14,344)
381100 TRANSFER FROM FUND 30600		(554,550)	(613,622)	(59,072)
399999 BEGINNING FUND BALANCE		(18,242,300)	(18,766,986)	(524,686)
40204 LANDFILL MANAGEMENT ESCROW Total	\$ (45,029)	\$ (18,838,807)	\$ (19,436,909)	\$ (598,102)
50100 PROPERTY/CASUALTY INSURANCE FU				
341210 INTERNAL SER FEES-FLEET EQUIP	(1,968,142)	(2,292,820)	(2,292,820)	-
361100 INTEREST ON INVESTMENTS	(10,139)	(15,000)	(15,000)	-
369930 REIMBURSEMENTS	6,548			-
399999 BEGINNING FUND BALANCE		(5,504,814)	(5,504,814)	-
50100 PROPERTY/CASUALTY INSURANCE FU Total	\$ (1,971,733)	\$ (7,812,634)	\$ (7,812,634)	\$ -
50200 WORKERS COMPENSATION FUND				
341210 INTERNAL SER FEES-FLEET EQUIP	(1,373,386)	(2,003,000)	(2,003,000)	-
361100 INTEREST ON INVESTMENTS	(10,520)	(30,000)	(30,000)	-
369930 REIMBURSEMENTS	(192,616)			-
399999 BEGINNING FUND BALANCE		(4,982,525)	(5,175,889)	(193,364)
50200 WORKERS COMPENSATION FUND Total	\$ (1,576,522)	\$ (7,015,525)	\$ (7,208,889)	\$ (193,364)
50300 HEALTH INSURANCE FUND				
341220 BOCC INSURANCE EMPLOYER	(12,627,943)	(14,084,313)	(14,506,842)	(422,529)
341230 BOCC INSURANCE EMPLOYEE	(2,027,880)	(2,123,694)	(2,273,694)	(150,000)
341240 BOCC INSURANCE RETIREE	(1,130,747)	(1,353,951)	(1,353,951)	-
341250 BOCC INSURANCE COBRA	(36,795)	(33,228)	(33,228)	-
341260 TAX COLLECTOR INSURANCE	(929,921)	(874,440)	(900,673)	(26,233)
341265 PROPERTY APPRAISER INSURANCE	(758,690)	(745,818)	(768,193)	(22,375)
341270 SUPERVISOR OF ELECTIONS INSUR	(191,621)	(201,159)	(207,194)	(6,035)
341280 PORT AUTHORITY INSURANCE	(43,385)	(49,701)	(51,192)	(1,491)
341290 BOCC HEALTH PROGRAM	(50,025)	(141,600)	(141,600)	-
361100 INTEREST ON INVESTMENTS	(19,516)	(10,000)	(10,000)	-
369900 MISCELLANEOUS-OTHER	(2,000)	(50,000)	(50,000)	-
369935 REIMBURSEMENTS - REBATES	(296,817)	(200,000)	(200,000)	-
399999 BEGINNING FUND BALANCE		(4,075,000)	(4,195,468)	(120,468)
50300 HEALTH INSURANCE FUND Total	\$ (18,115,339)	\$ (23,942,904)	\$ (24,692,035)	\$ (749,131)
60301 BOCC AGENCY FUND				
361100 INTEREST ON INVESTMENTS	(55)			-
366100 CONTRIBUTIONS & DONATIONS	(4,130)			-
366270 MEMORIAL TREE DONATIONS	(2,050)			-
60301 BOCC AGENCY FUND Total	\$ (6,235)			\$ -
60302 PUBLIC SAFETY				
361100 INTEREST ON INVESTMENTS	(16)			-
366100 CONTRIBUTIONS & DONATIONS	(940)			-
399999 BEGINNING FUND BALANCE		(4,797)		4,797
60302 PUBLIC SAFETY Total	\$ (956)	\$ (4,797)		\$ 4,797
60303 LIBRARIES-DESIGNATED				
361100 INTEREST ON INVESTMENTS	(202)			-
366100 CONTRIBUTIONS & DONATIONS	(77,068)	(25,000)	(24,000)	1,000
399999 BEGINNING FUND BALANCE		-	(25,000)	(25,000)
60303 LIBRARIES-DESIGNATED Total	\$ (77,270)	\$ (25,000)	\$ (49,000)	\$ (24,000)

DETAIL OF SOURCES BY FUND

FUND - ACCOUNT OBJECT	FY 2014/15 ACTUALS	FY 2015/16 ADOPTED BUDGET	FY 2016/17 ADOPTED BUDGET	BUDGET VARIANCE
60304 ANIMAL CONTROL				
361100 INTEREST ON INVESTMENTS	(280)			-
366100 CONTRIBUTIONS & DONATIONS	(22,084)	(20,000)	(20,000)	-
60304 ANIMAL CONTROL Total	\$ (22,364)	\$ (20,000)	\$ (20,000)	\$ -
60305 HISTORICAL COMMISSION				
361100 INTEREST ON INVESTMENTS	(68)			-
399999 BEGINNING FUND BALANCE		(21,124)	(22,431)	(1,307)
60305 HISTORICAL COMMISSION Total	\$ (68)	\$ (21,124)	\$ (22,431)	\$ (1,307)
60307 4-H COUNSEL COOP EXTENSION				
361100 INTEREST ON INVESTMENTS	(122)			-
366100 CONTRIBUTIONS & DONATIONS	(31,640)			-
60307 4-H COUNSEL COOP EXTENSION Total	\$ (31,761)			\$ -
60308 ADULT DRUG COURT				
359903 ADULT DRUG COURT	(39,188)			-
361100 INTEREST ON INVESTMENTS	(297)			-
60308 ADULT DRUG COURT Total	\$ (39,485)			\$ -
60310 EXTENSION SERVICE PROGRAMS				
361100 INTEREST ON INVESTMENTS	(109)			-
366100 CONTRIBUTIONS & DONATIONS	(11,484)			-
60310 EXTENSION SERVICE PROGRAMS Total	\$ (11,593)			\$ -
60311 SEM CO EXPRESSWAY AUTHORITY				
361100 INTEREST ON INVESTMENTS	(114)			-
60311 SEM CO EXPRESSWAY AUTHORITY Total	\$ (114)			\$ -
Grand Total	\$ (535,429,630)	\$ (708,351,049)	\$ (748,613,521)	\$ (40,262,472)

EXPENDITURE SUMMARY BY FUND - PROGRAM

	FY 2014/15 ACTUALS	FY 2015/16 ADOPTED BUDGET	FY 2016/17 ADOPTED BUDGET	BUDGET VARIANCE
00100 GENERAL FUND				
01 ANIMAL SERVICES	2,002,530	2,237,597	2,548,744	311,147
01 BOARD OF COUNTY COMMISSIONERS	508,120	241,212	84,581	(156,631)
01 COUNTY ATTORNEY	681,213	373,750	68,691	(305,060)
01 COUNTY MANAGER	400,268	227,798	149,052	(78,746)
01 E-911	175,973	266,414	207,449	(58,965)
01 ECONOMIC DEV & COMMUNITY RELATIONS	237,773	116,537	130,697	14,160
01 EMERGENCY MANAGEMENT	475,650	643,645	1,027,120	383,474
01 HUMAN RESOURCES	332,370	290,722	63,907	(226,815)
01 OFFICE OF ORGANIZATIONAL EXCELLENCE	(15,362)	58,967	28,819	(30,149)
01 TELECOMMUNICATIONS	1,030,655	1,093,445	1,317,982	224,537
02 CLERK OF THE COURT	1,461,041	902,339	280,769	(621,570)
02 JAIL OPERATION AND MAINTENANCE	35,690,853	36,369,777	38,425,075	2,055,298
02 JUDICIAL SECURITY	5,018,400	4,770,000	4,995,312	225,312
02 LAW ENFORCEMENT	70,360,220	69,629,753	74,200,940	4,571,187
02 P.A.Y. PROGRAM	436,440	507,877	527,995	20,118
02 PROBATION	1,762,076	2,035,408	2,175,333	139,925
02 PROPERTY APPRAISER	4,768,610	4,939,049	5,025,342	86,293
02 SUPERVISOR OF ELECTIONS	2,875,691	3,226,579	2,918,139	(308,440)
02 TAX COLLECTOR	6,363,279	6,825,792	7,177,256	351,464
03 GUARDIAN AD LITEM	98,978	155,593	146,699	(8,894)
03 JUDICIAL	2,300,435	2,893,781	2,006,045	(887,736)
03 LAW LIBRARY	110,303	113,589	109,039	(4,550)
03 LEGAL AID	330,808	345,686	341,673	(4,013)
04 EXTENSION SERVICE	337,189	378,495	450,302	71,807
04 GREENWAYS & TRAILS	2,736,061	2,989,265	3,013,079	23,814
04 LEISURE BUSINESS OFFICE	679,380	712,781	738,829	26,048
04 LIBRARY SERVICES	5,544,542	6,110,429	6,416,168	305,739
04 NATURAL LANDS	227,941	246,549	265,974	19,425
04 PASSIVE PARKS		18,000		(18,000)
04 RECREATIONAL ACTIVITIES & PROG	3,338,140	4,317,130	5,534,756	1,217,626
05 EMERGENCY COMMUNICATIONS	2,154,149	2,469,398	2,430,122	(39,276)
05 EMS PERFORMANCE MANAGEMENT	229,837	271,292	269,829	(1,464)
05 FIRE BUSINESS OFFICE	415,273	265,099	143,017	(122,082)
06 COMMUNITY SVCS BUSINESS OFFICE	591,892	678,034	891,555	213,521
06 COUNTY HEALTH DEPARTMENT	1,060,031	1,274,383	1,316,281	41,898
06 COUNTY LOW INCOME ASSISTANCE	2,131,204	2,285,160	2,747,972	462,812
06 MANDATED SERVICES - COMMUNITY	5,662,340	5,948,331	6,032,373	84,042
06 VETERANS' SERVICES	178,678	159,966	215,412	55,446
07 CAPITAL PROJECTS DELIVERY	562,073	5,745		(5,745)
07 FACILITIES	4,798,140	4,678,848	5,111,669	432,822
07 FLEET MANAGEMENT	378,739	250,365	345,929	95,564
07 MOSQUITO CONTROL	542,726	589,677	764,359	174,682
07 WATER QUALITY	1,090,906	1,229,856	1,185,399	(44,457)
11 BUILDING	28,345	44,430	50,239	5,809
11 DEV SVCS BUSINESS OFFICE	582,802	436,285	491,310	55,025
11 DEVELOPMENT REVIEW ENGINEERING	8,897	682,620	772,200	89,581
11 PLANNING AND DEVELOPMENT	1,345,794	1,693,582	1,552,313	(141,270)
14 DOCUMENT MANAGEMENT	554,798	508,762	26,155	(482,606)
14 ENTERPRISE APPLICATION DEVELOP	729,339	144,130	865,731	721,601
14 ENTERPRISE ARCHITECTURE	29,480			-
14 GEOGRAPHIC INFORMATION SYSTEMS	453,427	274,272	252,490	(21,782)
14 IS BUSINESS OFFICE	114,712	23,055	85,388	62,333
14 NETWORK INFRASTRUCTURE SUPPORT	125,759	15,447	71,746	56,299
14 TELEPHONE SUPPORT & MAINTENANC	97,744	734	139,833	139,099
14 WORKSTATION SUPPORT & MAINTENA	104,616	339,822	104,791	(235,032)

EXPENDITURE SUMMARY BY FUND - PROGRAM

	FY 2014/15 ACTUALS	FY 2015/16 ADOPTED BUDGET	FY 2016/17 ADOPTED BUDGET	BUDGET VARIANCE
18 CENTRAL CHARGES	5,147,837	5,785,398	3,395,642	(2,389,756)
18 MAIL SERVICES	5,050	17,203	137,721	120,518
18 OFFICE OF MANAGEMENT & BUDGET	207,751	166,272	126,097	(40,175)
18 PRINTING SERVICES	2,568	5,895	60,012	54,117
18 PURCHASING AND CONTRACTS	485,664	221,575	104,441	(117,134)
18 RECIPIENT AGENCY GRANTS	3,487	441		(441)
18 RESOURCE MGT - BUSINESS OFFICE	169,632	103,641	126,153	22,512
99 NON DEPARTMENTAL	13,174,743	57,383,434	67,126,194	9,742,760
00100 GENERAL FUND Total	\$ 193,438,008	\$ 240,991,108	\$ 257,318,137	\$ 16,327,029
00101 POLICE EDUCATION FUND				
02 POLICE EDUCATION	190,487	200,000	200,000	-
00101 POLICE EDUCATION FUND Total	\$ 190,487	\$ 200,000	\$ 200,000	\$ -
00103 NATURAL LAND ENDOWMENT FUND				
04 NATURAL LANDS	63,599	118,266	127,523	9,257
99 NON DEPARTMENTAL		736,579	690,025	(46,554)
00103 NATURAL LAND ENDOWMENT FUND Total	\$ 63,599	\$ 854,845	\$ 817,548	\$ (37,297)
00104 BOATING IMPROVEMENT FUND				
04 GREENWAYS & TRAILS	327,974	2,417		(2,417)
04 NATURAL LANDS			200,000	200,000
99 NON DEPARTMENTAL		483,582	208,282	(275,300)
00104 BOATING IMPROVEMENT FUND Total	\$ 327,974	\$ 485,999	\$ 408,282	\$ (77,717)
00108 FACILITIES MAINTENANCE FUND				
02 JAIL OPERATION AND MAINTENANCE			369,300	369,300
07 FACILITIES	1,204,813	781,702	472,322	(309,380)
99 NON DEPARTMENTAL		104,650	21,186	(83,464)
00108 FACILITIES MAINTENANCE FUND Total	\$ 1,204,813	\$ 886,352	\$ 862,808	\$ (23,544)
00109 FLEET REPLACEMENT FUND				
04 GREENWAYS & TRAILS			55,972	55,972
04 NATURAL LANDS		13,500		(13,500)
04 RECREATIONAL ACTIVITIES & PROG		78,367	55,000	(23,367)
07 FLEET MANAGEMENT	983,061	3,500		(3,500)
07 MOSQUITO CONTROL		24,698	58,200	33,502
07 ROADS-STORMWATER R&M		297,000	227,604	(69,396)
07 TRAFFIC OPERATIONS		140,000	175,204	35,204
07 WATER QUALITY			30,000	30,000
99 NON DEPARTMENTAL		665,739	449,439	(216,300)
00109 FLEET REPLACEMENT FUND Total	\$ 983,061	\$ 1,222,804	\$ 1,051,419	\$ (171,385)
00110 ADULT DRUG COURT GRANT FUND				
18 RECIPIENT AGENCY GRANTS	263,064	381,046	324,996	(56,050)
00110 ADULT DRUG COURT GRANT FUND Total	\$ 263,064	\$ 381,046	\$ 324,996	\$ (56,050)
00111 TECHNOLOGY REPLACEMENT FUND				
01 ECONOMIC DEV & COMMUNITY RELATIONS		-	21,800	21,800
14 WORKSTATION SUPPORT & MAINTENA	149,972	1,004,562	935,793	(68,769)
99 NON DEPARTMENTAL		5,304		(5,304)
00111 TECHNOLOGY REPLACEMENT FUND Total	\$ 149,972	\$ 1,009,866	\$ 957,593	\$ (52,273)

EXPENDITURE SUMMARY BY FUND - PROGRAM

		FY 2014/15 ACTUALS	FY 2015/16 ADOPTED BUDGET	FY 2016/17 ADOPTED BUDGET	BUDGET VARIANCE
00112 BCC PROJECTS					
01 TELECOMMUNICATIONS		810,187			-
04 RECREATIONAL ACTIVITIES & PROG		237,422	-		-
07 CAPITAL PROJECTS DELIVERY		71,257	-		-
14 TELEPHONE SUPPORT & MAINTENANC		242,743	-		-
99 NON DEPARTMENTAL		4,548	-		-
00112 BCC PROJECTS	Total	\$ 1,366,156	\$ -		\$ -
10101 TRANSPORTATION TRUST FUND					
02 PROPERTY APPRAISER		16,425	17,575	17,840	265
02 TAX COLLECTOR		6,921	8,000	8,360	360
07 CAPITAL PROJECTS DELIVERY		514,528	284,945	448,963	164,018
07 ENGINEERING PROF SUPPORT		1,147,469	254,112	142,403	(111,709)
07 FLEET MANAGEMENT		23,856			-
07 LAND MANAGEMENT				127,793	127,793
07 PUBLIC WORKS BUSINESS OFFICE		1,397,125	492,988	526,062	33,074
07 ROADS-STORMWATER R&M		9,261,895	10,737,494	10,920,534	183,040
07 TRAFFIC OPERATIONS		4,327,043	4,916,300	5,028,169	111,869
07 WATER QUALITY		42,692	-		-
11 DEVELOPMENT REVIEW ENGINEERING		-		2,541	2,541
99 NON DEPARTMENTAL			464,587	1,363,512	898,925
10101 TRANSPORTATION TRUST FUND	Total	\$ 16,737,954	\$ 17,176,000	\$ 18,586,177	\$ 1,410,177
10102 NINTH-CENT FUEL TAX FUND					
11 MASS TRANSIT PROGRAM (LYNX)		6,199,500	6,432,476	6,536,795	104,319
10102 NINTH-CENT FUEL TAX FUND	Total	\$ 6,199,500	\$ 6,432,476	\$ 6,536,795	\$ 104,319
10400 BUILDING PROGRAM					
11 BUILDING		2,477,528	3,093,638	3,415,459	321,821
99 NON DEPARTMENTAL			2,297,251	2,764,229	466,978
10400 BUILDING PROGRAM	Total	\$ 2,477,528	\$ 5,390,889	\$ 6,179,688	\$ 788,799
11000 TOURIST DEVELOPMENT FUND					
01 ECONOMIC DEV & COMMUNITY RELATIONS		259,604	231,449	227,654	(3,795)
04 RECREATIONAL ACTIVITIES & PROG		434,473	527,391	135,623	(391,768)
99 NON DEPARTMENTAL		1,641,000	7,420,862	3,052,712	(4,368,150)
11000 TOURIST DEVELOPMENT FUND	Total	\$ 2,335,078	\$ 8,179,703	\$ 3,415,989	\$ (4,763,714)
11001 PROFESS SPORTS FRANCHISE TAX					
01 ECONOMIC DEV & COMMUNITY RELATIONS		1,381,622	1,860,185	2,026,093	165,908
04 RECREATIONAL ACTIVITIES & PROG			-	45,000	45,000
99 NON DEPARTMENTAL			1,606,853	684,178	(922,675)
11001 PROFESS SPORTS FRANCHISE TAX	Total	\$ 1,381,622	\$ 3,467,038	\$ 2,755,271	\$ (711,767)
11200 FIRE PROTECTION FUND					
02 PROPERTY APPRAISER		459,888	491,542	529,077	37,535
02 TAX COLLECTOR		193,371	222,000	231,990	9,990
05 EMS/FIRE/RESCUE		45,036,121	49,989,214	55,526,298	5,537,084
05 FIRE PREVENTION BUREAU		564,194	654,186	889,101	234,915
07 FACILITIES				216,427	216,427
99 NON DEPARTMENTAL		715,569	13,043,106	12,158,132	(884,974)
11200 FIRE PROTECTION FUND	Total	\$ 46,969,144	\$ 64,400,048	\$ 69,551,025	\$ 5,150,977
11201 FIRE PROT FUND-REPLACE & RENEW					
05 EMS/FIRE/RESCUE		5,627,015	-		-
11201 FIRE PROT FUND-REPLACE & RENEW	Total	\$ 5,627,015	\$ -		\$ -

EXPENDITURE SUMMARY BY FUND - PROGRAM

	FY 2014/15 ACTUALS	FY 2015/16 ADOPTED BUDGET	FY 2016/17 ADOPTED BUDGET	BUDGET VARIANCE
11207 FIRE PROTECT FUND-CASSELBERRY				
05 CASSELBERRY EMS/FIRE	-	4,862,764	4,105,344	(757,419)
05 EMS/FIRE/RESCUE		-	46,447	46,447
11207 FIRE PROTECT FUND-CASSELBERRY Total	\$ -	\$ 4,862,764	\$ 4,151,791	\$ (710,972)
11400 COURT SUPP TECH FEE (ARTV)				
03 ARTICLE V COURT TECHNOLOGY	904,391	1,005,168	1,052,988	47,820
99 NON DEPARTMENTAL		643,001	286,220	(356,781)
11400 COURT SUPP TECH FEE (ARTV) Total	\$ 904,391	\$ 1,648,169	\$ 1,339,208	\$ (308,961)
11500 1991 INFRASTRUCTURE SALES TAX				
07 CAPITAL PROJECTS DELIVERY	629,898	3,967,916	6,700,000	2,732,084
99 NON DEPARTMENTAL	45,000,000	21,541,634	15,136,638	(6,404,996)
11500 1991 INFRASTRUCTURE SALES TAX Total	\$ 45,629,898	\$ 25,509,550	\$ 21,836,638	\$ (3,672,912)
11541 2001 INFRASTRUCTURE SALES TAX				
07 CAPITAL PROJECTS DELIVERY	16,370,496	15,669,669	5,170,000	(10,499,669)
99 NON DEPARTMENTAL	295,245	1,309,230		(1,309,230)
11541 2001 INFRASTRUCTURE SALES TAX Total	\$ 16,665,741	\$ 16,978,899	\$ 5,170,000	\$ (11,808,899)
11560 2014 INFRASTRUCTURE SALES TAX				
05 EMS/FIRE/RESCUE		3,450,089	3,539,600	89,511
07 CAPITAL PROJECTS DELIVERY	2,782,812	27,267,445	35,747,907	8,480,462
99 NON DEPARTMENTAL		7,341,415	6,743,899	(597,516)
11560 2014 INFRASTRUCTURE SALES TAX Total	\$ 2,782,812	\$ 38,058,948	\$ 46,031,406	\$ 7,972,458
11641 PUBLIC WORKS-INTERLOCAL AGREEM				
07 CAPITAL PROJECTS DELIVERY	310,887	-		-
99 NON DEPARTMENTAL	21	-		-
11641 PUBLIC WORKS-INTERLOCAL AGREEM Total	\$ 310,908	\$ -		\$ -
11800 EMS TRUST FUND				
05 EMS/FIRE/RESCUE	257,991	-		-
11800 EMS TRUST FUND Total	\$ 257,991	\$ -		\$ -
11901 COMMUNITY DEVELOPMEN BLK GRANT				
06 COMMUNITY DEVELOPMENT GRANTS	1,518,952	1,621,521	1,654,887	33,366
06 GRANT LOW INCOME ASSISTANCE	60,000	50,000		(50,000)
11901 COMMUNITY DEVELOPMEN BLK GRANT Total	\$ 1,578,952	\$ 1,671,521	\$ 1,654,887	\$ (16,634)
11902 HOME PROGRAM GRANT				
06 COMMUNITY DEVELOPMENT GRANTS	1,249,749	480,339	497,897	17,558
11902 HOME PROGRAM GRANT Total	\$ 1,249,749	\$ 480,339	\$ 497,897	\$ 17,558
11904 EMERGENCY SHELTER GRANTS				
06 COMMUNITY DEVELOPMENT GRANTS	157,836	151,092	151,092	-
11904 EMERGENCY SHELTER GRANTS Total	\$ 157,836	\$ 151,092	\$ 151,092	\$ -
11905 COMMUNITY SVC BLOCK GRANT				
06 GRANT LOW INCOME ASSISTANCE	276,744	275,479	41,931	(233,548)
11905 COMMUNITY SVC BLOCK GRANT Total	\$ 276,744	\$ 275,479	\$ 41,931	\$ (233,548)
11908 DISASTER PREPAREDNESS				
01 EMERGENCY MANAGEMENT	199,089	19,987	31,885	11,898
11908 DISASTER PREPAREDNESS Total	\$ 199,089	\$ 19,987	\$ 31,885	\$ 11,898

EXPENDITURE SUMMARY BY FUND - PROGRAM

		FY 2014/15 ACTUALS	FY 2015/16 ADOPTED BUDGET	FY 2016/17 ADOPTED BUDGET	BUDGET VARIANCE
11909 MOSQUITO CONTROL GRANT					
07 MOSQUITO CONTROL		31,540	31,540	502,468	470,928
11909 MOSQUITO CONTROL GRANT	Total	\$ 31,540	\$ 31,540	\$ 502,468	\$ 470,928
11912 PUBLIC SAFETY GRANTS (STATE)					
01 EMERGENCY MANAGEMENT		5,694	6,499		(6,499)
11912 PUBLIC SAFETY GRANTS (STATE)	Total	\$ 5,694	\$ 6,499		\$ (6,499)
11915 PUBLIC SAFETY GRANTS (FEDERAL)					
05 EMS/FIRE/RESCUE		25,526	-		-
11915 PUBLIC SAFETY GRANTS (FEDERAL)	Total	\$ 25,526	\$ -		\$ -
11916 PUBLIC WORKS GRANTS					
07 CAPITAL PROJECTS DELIVERY		4,026,605	-		-
11916 PUBLIC WORKS GRANTS	Total	\$ 4,026,605	\$ -		\$ -
11917 LEISURE SERVICES GRANTS					
04 GREENWAYS & TRAILS		323,897			-
11917 LEISURE SERVICES GRANTS	Total	\$ 323,897			\$ -
11918 GROWTH MANAGEMENT GRANTS					
11 PLANNING AND DEVELOPMENT		36,584			-
11918 GROWTH MANAGEMENT GRANTS	Total	\$ 36,584			\$ -
11919 COMMUNITY SVC GRANTS					
06 CHILD MENTAL HEALTH INITIATIVE		2,197,143	1,000,000		(1,000,000)
06 GRANT LOW INCOME ASSISTANCE		406,729	475,018	479,291	4,273
18 RECIPIENT AGENCY GRANTS		113,935	-		-
11919 COMMUNITY SVC GRANTS	Total	\$ 2,717,808	\$ 1,475,018	\$ 479,291	\$ (995,727)
11920 NEIGHBOR STABIL PROGRAM GRANT					
06 COMMUNITY DEVELOPMENT GRANTS		430,838	56,345	31,402	(24,943)
11920 NEIGHBOR STABIL PROGRAM GRANT	Total	\$ 430,838	\$ 56,345	\$ 31,402	\$ (24,943)
11925 DCF REINVESTMENT GRANT FUND					
18 RECIPIENT AGENCY GRANTS		256,698	255,032		(255,032)
11925 DCF REINVESTMENT GRANT FUND	Total	\$ 256,698	\$ 255,032		\$ (255,032)
11926 CITY OF SANFORD CDBG					
06 COMMUNITY DEVELOPMENT GRANTS		292,993	401,817	414,546	12,729
11926 CITY OF SANFORD CDBG	Total	\$ 292,993	\$ 401,817	\$ 414,546	\$ 12,729
11930 RESOURCE MANAGEMENT GRANTS					
18 RECIPIENT AGENCY GRANTS		33,111	-	21,746	21,746
11930 RESOURCE MANAGEMENT GRANTS	Total	\$ 33,111	\$ -	\$ 21,746	\$ 21,746
12013 SHIP- AFFORDABLE HOUSING 12/13					
06 COMMUNITY DEVELOPMENT GRANTS		172,866			-
12013 SHIP- AFFORDABLE HOUSING 12/13	Total	\$ 172,866			\$ -
12014 AFFORDABLE HOUSING 13/14					
06 COMMUNITY DEVELOPMENT GRANTS		682,091	-		-
12014 AFFORDABLE HOUSING 13/14	Total	\$ 682,091	\$ -		\$ -

EXPENDITURE SUMMARY BY FUND - PROGRAM

	FY 2014/15 ACTUALS	FY 2015/16 ADOPTED BUDGET	FY 2016/17 ADOPTED BUDGET	BUDGET VARIANCE
12015 SHIP AFFORDABLE HOUSING 14/15				
06 COMMUNITY DEVELOPMENT GRANTS	269,861	60,215	31,402	(28,813)
12015 SHIP AFFORDABLE HOUSING 14/15 Total	\$ 269,861	\$ 60,215	\$ 31,402	\$ (28,813)
12016 SHIP AFFORDABLE HOUSING 15/16				
06 COMMUNITY DEVELOPMENT GRANTS		2,114,364		(2,114,364)
12016 SHIP AFFORDABLE HOUSING 15/16 Total		\$ 2,114,364		\$ (2,114,364)
12017 SHIP AFFORDABLE HOUSING 16/17				
06 COMMUNITY DEVELOPMENT GRANTS			2,450,135	2,450,135
12017 SHIP AFFORDABLE HOUSING 16/17 Total			\$ 2,450,135	\$ 2,450,135
12101 LAW ENFORCEMENT TST-LOCAL				
02 LAW ENFORCEMENT TRUST	939,971			-
12101 LAW ENFORCEMENT TST-LOCAL Total	\$ 939,971			\$ -
12102 LAW ENFORCEMENT TST-JUSTICE				
02 LAW ENFORCEMENT TRUST	111,250			-
12102 LAW ENFORCEMENT TST-JUSTICE Total	\$ 111,250			\$ -
12200 ARBOR VIOLATION TRUST FUND				
11 DEV SVCS BUSINESS OFFICE		108,084	148,281	40,197
12200 ARBOR VIOLATION TRUST FUND Total		\$ 108,084	\$ 148,281	\$ 40,197
12300 ALCOHOL/DRUG ABUSE FUND				
02 P.A.Y. PROGRAM	45,860	119,885	148,169	28,284
12300 ALCOHOL/DRUG ABUSE FUND Total	\$ 45,860	\$ 119,885	\$ 148,169	\$ 28,284
12302 TEEN COURT				
02 TEEN COURT	192,672	154,353	160,883	6,530
99 NON DEPARTMENTAL		82,491	76,893	(5,598)
12302 TEEN COURT Total	\$ 192,672	\$ 236,844	\$ 237,776	\$ 932
12500 EMERGENCY 911 FUND				
01 E-911	2,241,635	2,247,320	1,884,491	(362,829)
99 NON DEPARTMENTAL		2,995,527	3,147,352	151,825
12500 EMERGENCY 911 FUND Total	\$ 2,241,635	\$ 5,242,847	\$ 5,031,843	\$ (211,004)
12601 ARTERIAL-IMPACT FEE				
07 CAPITAL PROJECTS DELIVERY	13,409	-		-
99 NON DEPARTMENTAL		(12,340,781)	(10,169,934)	2,170,847
12601 ARTERIAL-IMPACT FEE Total	\$ 13,409	\$ (12,340,781)	\$ (10,169,934)	\$ 2,170,847
12602 NORTH COLLECTOR-IMPACT FEE				
07 CAPITAL PROJECTS DELIVERY	223,268	-		-
99 NON DEPARTMENTAL		2,000	64,176	62,176
12602 NORTH COLLECTOR-IMPACT FEE Total	\$ 223,268	\$ 2,000	\$ 64,176	\$ 62,176
12603 WEST COLLECTOR-IMPACT FEE				
99 NON DEPARTMENTAL		(871,017)	(325,508)	545,509
12603 WEST COLLECTOR-IMPACT FEE Total		\$ (871,017)	\$ (325,508)	\$ 545,509

EXPENDITURE SUMMARY BY FUND - PROGRAM

		FY 2014/15 ACTUALS	FY 2015/16 ADOPTED BUDGET	FY 2016/17 ADOPTED BUDGET	BUDGET VARIANCE
18 MSBU PROGRAM		18,163			-
16005 MSBU MILLS (LM/AWC)	Total	\$ 18,163			\$ -
16006 MSBU PICKETT (LM/AWC)					
18 MSBU PROGRAM		19,327	227,990	202,850	(25,140)
16006 MSBU PICKETT (LM/AWC)	Total	\$ 19,327	\$ 227,990	\$ 202,850	\$ (25,140)
16007 MSBU AMORY (LM/AWC)					
18 MSBU PROGRAM		2,540	21,655	25,790	4,135
16007 MSBU AMORY (LM/AWC)	Total	\$ 2,540	\$ 21,655	\$ 25,790	\$ 4,135
16010 MSBU CEDAR RIDGE (GRNDS MAINT)					
18 MSBU PROGRAM		24,176	51,475	63,405	11,930
16010 MSBU CEDAR RIDGE (GRNDS MAINT)	Total	\$ 24,176	\$ 51,475	\$ 63,405	\$ 11,930
16013 MSBU HOWELL CREEK (LM/AWC)					
18 MSBU PROGRAM		1,830	9,480	11,505	2,025
16013 MSBU HOWELL CREEK (LM/AWC)	Total	\$ 1,830	\$ 9,480	\$ 11,505	\$ 2,025
16020 MSBU HORSESHOE (LM/AWC)					
18 MSBU PROGRAM		1,928	20,020	24,575	4,555
16020 MSBU HORSESHOE (LM/AWC)	Total	\$ 1,928	\$ 20,020	\$ 24,575	\$ 4,555
16021 MSBU MYRTLE (LM/AWC)					
18 MSBU PROGRAM		7,055	9,085	9,855	770
16021 MSBU MYRTLE (LM/AWC)	Total	\$ 7,055	\$ 9,085	\$ 9,855	\$ 770
16023 LAKE SPRING WOOD (LM/AWC)					
18 MSBU PROGRAM			23,480	25,160	1,680
16023 LAKE SPRING WOOD (LM/AWC)	Total		\$ 23,480	\$ 25,160	\$ 1,680
16023 LAKE SPRING WOOD (LM/AWC)					
18 MSBU PROGRAM		1,917			-
16023 LAKE SPRING WOOD (LM/AWC)	Total	\$ 1,917			\$ -
16024 MSBU LAKE OF THE WOODS (LM/AWC)					
18 MSBU PROGRAM		2,998	70,875	82,155	11,280
16024 MSBU LAKE OF THE WOODS (LM/AWC)	Total	\$ 2,998	\$ 70,875	\$ 82,155	\$ 11,280
16025 MSBU MIRROR (LM/AWC)					
18 MSBU PROGRAM		4,768	47,425	52,295	4,870
16025 MSBU MIRROR (LM/AWC)	Total	\$ 4,768	\$ 47,425	\$ 52,295	\$ 4,870
16026 MSBU SPRING (LM/AWC)					
18 MSBU PROGRAM		5,872	118,385	177,150	58,765
16026 MSBU SPRING (LM/AWC)	Total	\$ 5,872	\$ 118,385	\$ 177,150	\$ 58,765
16027 MSBU SPRINGWOOD WTRWY (LM/AWC)					
18 MSBU PROGRAM		2,669	46,245	49,290	3,045
16027 MSBU SPRINGWOOD WTRWY (LM/AWC)	Total	\$ 2,669	\$ 46,245	\$ 49,290	\$ 3,045

EXPENDITURE SUMMARY BY FUND - PROGRAM

	FY 2014/15 ACTUALS	FY 2015/16 ADOPTED BUDGET	FY 2016/17 ADOPTED BUDGET	BUDGET VARIANCE
16028 MSBU BURKETT (LM/AWC)				
18 MSBU PROGRAM	5,033	39,985	48,440	8,455
16028 MSBU BURKETT (LM/AWC) Total	\$ 5,033	\$ 39,985	\$ 48,440	\$ 8,455
16030 MSBU SWEETWATER COVE (LM/AWC)				
18 MSBU PROGRAM	21,791	34,260	45,540	11,280
16030 MSBU SWEETWATER COVE (LM/AWC) Total	\$ 21,791	\$ 34,260	\$ 45,540	\$ 11,280
16035 MSBU BUTTONWOOD POND (LM/AWC)				
18 MSBU PROGRAM	2,800	4,040	5,470	1,430
16035 MSBU BUTTONWOOD POND (LM/AWC) Total	\$ 2,800	\$ 4,040	\$ 5,470	\$ 1,430
16036 MSBU HOWELL LAKE (LM/AWC)				
18 MSBU PROGRAM	137,555	123,395	206,350	82,955
16036 MSBU HOWELL LAKE (LM/AWC) Total	\$ 137,555	\$ 123,395	\$ 206,350	\$ 82,955
21200 GENERAL REVENUE DEBT				
18 CENTRAL CHARGES	1,536,348	1,537,744	1,539,446	1,702
21200 GENERAL REVENUE DEBT Total	\$ 1,536,348	\$ 1,537,744	\$ 1,539,446	\$ 1,702
21235 GENERAL REVENUE DEBT - 2014				
18 CENTRAL CHARGES	1,641,000	1,641,200	1,640,600	(600)
21235 GENERAL REVENUE DEBT - 2014 Total	\$ 1,641,000	\$ 1,641,200	\$ 1,640,600	\$ (600)
21300 COUNTY SHARED REVENUE DEBT				
18 CENTRAL CHARGES	1,745,079	1,746,171	1,741,606	(4,565)
21300 COUNTY SHARED REVENUE DEBT Total	\$ 1,745,079	\$ 1,746,171	\$ 1,741,606	\$ (4,565)
22500 SALES TAX BONDS				
18 CENTRAL CHARGES	34,960,311	4,990,900	4,987,275	(3,625)
22500 SALES TAX BONDS Total	\$ 34,960,311	\$ 4,990,900	\$ 4,987,275	\$ (3,625)
30600 INFRASTRUCTURE IMP OP FUND				
01 TELECOMMUNICATIONS	1,091,681	18,614	150,000	131,386
99 NON DEPARTMENTAL		702,585		(702,585)
30600 INFRASTRUCTURE IMP OP FUND Total	\$ 1,091,681	\$ 721,199	\$ 150,000	\$ (571,199)
30700 SPORTS COMPLEX/SOLDIERS CREEK				
04 RECREATIONAL ACTIVITIES & PROG	7,610,040	101,080	53,241	(47,839)
99 NON DEPARTMENTAL	150,213	104,055	15,136	(88,919)
30700 SPORTS COMPLEX/SOLDIERS CREEK Total	\$ 7,760,253	\$ 205,135	\$ 68,377	\$ (136,758)
32000 JAIL PROJECT/2005				
07 CAPITAL PROJECTS DELIVERY	524,609			-
32000 JAIL PROJECT/2005 Total	\$ 524,609			\$ -
32100 NATURAL LANDS/TRAILS				
04 NATURAL LANDS	563,970	11,696	720,141	708,445
07 CAPITAL PROJECTS DELIVERY	325,020	39,279		(39,279)
99 NON DEPARTMENTAL		1,955,290	1,253,485	(701,805)
32100 NATURAL LANDS/TRAILS Total	\$ 888,990	\$ 2,006,265	\$ 1,973,626	\$ (32,639)

EXPENDITURE SUMMARY BY FUND - PROGRAM

	FY 2014/15 ACTUALS	FY 2015/16 ADOPTED BUDGET	FY 2016/17 ADOPTED BUDGET	BUDGET VARIANCE
32200 COURTHOUSE PROJECTS FUND				
99 NON DEPARTMENTAL		404,178		(404,178)
32200 COURTHOUSE PROJECTS FUND Total		\$ 404,178		\$ (404,178)
40100 WATER AND SEWER FUND				
07 FACILITIES			61,246	61,246
08 ES BUSINESS OFFICE	1,497,522	2,011,983	1,967,075	(44,908)
08 UTILITIES ENGINEERING PROGRAM	3,933,477	21,198,741	21,860,909	662,168
08 WASTEWATER OPERATIONS	9,736,664	11,046,171	11,596,389	550,217
08 WATER OPERATIONS	31,008,889	12,817,599	13,360,656	543,058
99 NON DEPARTMENTAL	9,099,115	32,503,399	40,078,465	7,575,066
40100 WATER AND SEWER FUND Total	\$ 55,275,667	\$ 79,577,893	\$ 88,924,740	\$ 9,346,847
40102 CONNECTION FEES-WATER				
08 UTILITIES ENGINEERING PROGRAM	404,662	628,973	612,927	(16,046)
99 NON DEPARTMENTAL		10,318	161,378	151,060
40102 CONNECTION FEES-WATER Total	\$ 404,662	\$ 639,291	\$ 774,305	\$ 135,014
40103 CONNECTION FEES-SEWER				
08 UTILITIES ENGINEERING PROGRAM	440,211	2,996,709	985,300	(2,011,409)
99 NON DEPARTMENTAL		490,545	841,513	350,968
40103 CONNECTION FEES-SEWER Total	\$ 440,211	\$ 3,487,254	\$ 1,826,813	\$ (1,660,441)
40105 WATER & SEWER BONDS, SERIES 20				
08 UTILITIES ENGINEERING PROGRAM	2,500,541	-		-
99 NON DEPARTMENTAL		345	8,538	8,193
40105 WATER & SEWER BONDS, SERIES 20 Total	\$ 2,500,541	\$ 345	\$ 8,538	\$ 8,193
40106 2010 BOND SERIES				
08 UTILITIES ENGINEERING PROGRAM	3,012,004	-		-
99 NON DEPARTMENTAL		841	2,540	1,699
40106 2010 BOND SERIES Total	\$ 3,012,004	\$ 841	\$ 2,540	\$ 1,699
40107 WATER & SEWER DEBT SERVICE RES				
99 NON DEPARTMENTAL		18,118,726	18,118,726	-
40107 WATER & SEWER DEBT SERVICE RES Total		\$ 18,118,726	\$ 18,118,726	\$ -
40108 WATER & SEWER CAPITAL IMPROVEM				
08 UTILITIES ENGINEERING PROGRAM	5,997,117	13,203,351	21,794,502	8,591,151
08 WATER OPERATIONS			150,000	150,000
99 NON DEPARTMENTAL		5,286,017	19,268,121	13,982,104
40108 WATER & SEWER CAPITAL IMPROVEM Total	\$ 5,997,117	\$ 18,489,368	\$ 41,212,623	\$ 22,723,255
40115 WATER & SEWER BOND SER 2015A&B				
08 UTILITIES ENGINEERING PROGRAM	(558,455)			-
40115 WATER & SEWER BOND SER 2015A&B Total	\$ (558,455)			\$ -

EXPENDITURE SUMMARY BY FUND - PROGRAM

		FY 2014/15 ACTUALS	FY 2015/16 ADOPTED BUDGET	FY 2016/17 ADOPTED BUDGET	BUDGET VARIANCE
40201 SOLID WASTE FUND					
07 FACILITIES				39,760	39,760
08 CENTRAL TRANSFER STATION OPERA		3,581,686	4,696,202	4,282,542	(413,660)
08 ES BUSINESS OFFICE		116,664	218,019	225,759	7,740
08 LANDFILL OPERATIONS PROGRAM		4,829,011	3,894,227	3,545,447	(348,780)
08 SW-COMPLIANCE & PROGRAM MANAGE		4,024,283	3,869,896	5,010,770	1,140,874
08 WASTEWATER OPERATIONS		304,536			-
99 NON DEPARTMENTAL		3,250,000	29,615,972	25,418,864	(4,197,108)
40201 SOLID WASTE FUND	Total	\$ 16,106,179	\$ 42,294,315	\$ 38,523,142	\$ (3,771,173)
40204 LANDFILL MANAGEMENT ESCROW					
99 NON DEPARTMENTAL			18,838,807	19,436,909	598,102
40204 LANDFILL MANAGEMENT ESCROW	Total		\$ 18,838,807	\$ 19,436,909	\$ 598,102
50100 PROPERTY/CASUALTY INSURANCE FU					
18 RISK MANAGEMENT		2,018,243	2,455,948	2,394,984	(60,964)
99 NON DEPARTMENTAL			5,356,686	5,417,650	60,964
50100 PROPERTY/CASUALTY INSURANCE FU	Total	\$ 2,018,243	\$ 7,812,634	\$ 7,812,634	\$ (0)
50200 WORKERS COMPENSATION FUND					
18 RISK MANAGEMENT		1,033,754	2,034,143	1,995,782	(38,361)
99 NON DEPARTMENTAL			4,981,382	5,213,107	231,725
50200 WORKERS COMPENSATION FUND	Total	\$ 1,033,754	\$ 7,015,525	\$ 7,208,889	\$ 193,364
50300 HEALTH INSURANCE FUND					
01 BENEFITS		17,248,907	20,086,484	19,845,294	(241,190)
99 NON DEPARTMENTAL			3,856,420	4,846,741	990,321
50300 HEALTH INSURANCE FUND	Total	\$ 17,248,907	\$ 23,942,904	\$ 24,692,035	\$ 749,131
60301 BOCC AGENCY FUND					
04 GREENWAYS & TRAILS		1,053			-
04 LEISURE BUSINESS OFFICE		170			-
60301 BOCC AGENCY FUND	Total	\$ 1,223	\$ -		\$ -
60302 PUBLIC SAFETY					
05 EMS/FIRE/RESCUE		2,789	4,797		(4,797)
60302 PUBLIC SAFETY	Total	\$ 2,789	\$ 4,797		\$ (4,797)
60303 LIBRARIES-DESIGNATED					
04 LIBRARY SERVICES		90,195	25,000	49,000	24,000
60303 LIBRARIES-DESIGNATED	Total	\$ 90,195	\$ 25,000	\$ 49,000	\$ 24,000
60304 ANIMAL CONTROL					
01 ANIMAL SERVICES		17,526	20,000	20,000	-
60304 ANIMAL CONTROL	Total	\$ 17,526	\$ 20,000	\$ 20,000	\$ -
60305 HISTORICAL COMMISSION					
04 RECREATIONAL ACTIVITIES & PROG		1,500	21,124	22,431	1,307
60305 HISTORICAL COMMISSION	Total	\$ 1,500	\$ 21,124	\$ 22,431	\$ 1,307
60307 4-H COUNSEL COOP EXTENSION					
04 AGENCY FUNDS		46,991			-
60307 4-H COUNSEL COOP EXTENSION	Total	\$ 46,991			\$ -

EXPENDITURE SUMMARY BY FUND - PROGRAM

		FY 2014/15 ACTUALS	FY 2015/16 ADOPTED BUDGET	FY 2016/17 ADOPTED BUDGET	BUDGET VARIANCE
60308 ADULT DRUG COURT					
03 JUDICIAL		5,400			-
60308 ADULT DRUG COURT	Total	\$ 5,400			\$ -
60310 EXTENSION SERVICE PROGRAMS					
04 AGENCY FUNDS		23,894			-
60310 EXTENSION SERVICE PROGRAMS	Total	\$ 23,894			\$ -
60311 SEM CO EXPRESSWAY AUTHORITY					
99 NON DEPARTMENTAL		38,280			-
60311 SEM CO EXPRESSWAY AUTHORITY	Total	\$ 38,280			\$ -
Grand Total		\$ 536,953,222	\$ 708,351,049	\$ 748,613,521	\$ 40,262,472

BUDGET COMPARISON BY FUND

SOURCE/USE - ACCOUNT MAJOR	FY 2014/15 ACTUALS	FY 2015/16 ADOPTED BUDGET	FY 2016/17 ADOPTED BUDGET	BUDGET VARIANCE
00100 GENERAL FUND*				
SOURCES				
310 TAXES	(134,594,363)	(141,347,965)	(148,116,248)	(6,768,283)
320 PERMITS FEES & SPECIAL ASSMTS	(158,900)	(61,500)	(131,500)	(70,000)
330 INTERGOVERNMENTAL REVENUE	(38,290,392)	(35,133,250)	(36,136,818)	(1,003,568)
340 CHARGES FOR SERVICES	(11,073,641)	(12,002,734)	(13,375,082)	(1,372,348)
350 JUDGEMENTS FINES & FORFEITS	(1,216,614)	(1,115,000)	(1,135,000)	(20,000)
360 MISCELLANEOUS REVENUES	(2,462,195)	(1,742,201)	(1,866,700)	(124,499)
380 OTHER SOURCES	(6,858,271)	(4,909,600)	(5,300,000)	(390,400)
SOURCES Total	(194,654,377)	(196,312,250)	(206,061,348)	(9,749,098)
USES				
510 PERSONNEL SERVICES	30,453,262	33,220,036	32,020,159	(1,199,877)
530 OPERATING EXPENDITURES	25,865,512	28,982,675	29,696,348	713,673
540 INTERNAL SERVICE CHARGES	6,867,993	12,528,814	13,570,649	1,041,835
550 COST ALLOCATION (CONTRA)	(20,396,124)	(28,168,284)	(28,906,943)	(738,659)
560 CAPITAL OUTLAY	1,777,190	1,327,900	1,955,008	627,108
580 GRANTS & AIDS	10,652,133	10,913,241	8,956,848	(1,956,393)
590 INTERFUND TRANSFERS OUT	13,174,743	14,172,083	15,837,881	1,665,798
596 TRANSFERS TO CONSTITUTIONALS	125,043,299	124,803,292	132,899,874	8,096,582
USES Total	193,438,008	197,779,757	206,029,824	8,250,067
CHANGE IN FUND	(1,216,369)	1,467,507	(31,524)	(1,499,031)
599 RESERVES		43,211,351	51,288,313	8,076,962
399 FUND BALANCE		(44,678,858)	(51,256,789)	(6,577,931)
00100 GENERAL FUND Total	(1,216,369)	(0)	0	0
00101 POLICE EDUCATION FUND				
SOURCES				
340 CHARGES FOR SERVICES	(174,650)	(200,000)	(170,000)	30,000
360 MISCELLANEOUS REVENUES	(418)			-
SOURCES Total	(175,067)	(200,000)	(170,000)	30,000
USES				
530 OPERATING EXPENDITURES	190,487	200,000		(200,000)
596 TRANSFERS TO CONSTITUTIONALS			200,000	200,000
USES Total	190,487	200,000	200,000	-
CHANGE IN FUND	15,419	-	30,000	30,000
399 FUND BALANCE		-	(30,000)	(30,000)
00101 POLICE EDUCATION FUND Total	15,419	-	-	-

*General Fund Balance is increased 15% over FY16 due to increases in property valuations and will be used for economic stabilization and to fund one time Capital projects.

BUDGET COMPARISON BY FUND

SOURCE/USE - ACCOUNT MAJOR	FY 2014/15 ACTUALS	FY 2015/16 ADOPTED BUDGET	FY 2016/17 ADOPTED BUDGET	BUDGET VARIANCE
00103 NATURAL LAND ENDOWMENT FUND				
SOURCES				
340 CHARGES FOR SERVICES	(39,618)	(41,596)	(40,000)	1,596
360 MISCELLANEOUS REVENUES	(14,420)	(13,750)	(14,700)	(950)
SOURCES Total	(54,038)	(55,346)	(54,700)	646
USES				
510 PERSONNEL SERVICES			30,588	30,588
530 OPERATING EXPENDITURES	53,999	96,385	96,385	-
540 INTERNAL SERVICE CHARGES	-	21,881	550	(21,331)
560 CAPITAL OUTLAY	9,600			-
USES Total	63,599	118,266	127,523	9,257
CHANGE IN FUND	9,561	62,920	72,823	9,903
599 RESERVES		736,579	690,025	(46,554)
399 FUND BALANCE		(799,499)	(762,848)	36,651
00103 NATURAL LAND ENDOWMENT FUND Total	9,561	-	-	-
00104 BOATING IMPROVEMENT FUND				
SOURCES				
330 INTERGOVERNMENTAL REVENUE	(89,721)	(90,000)	(83,000)	7,000
360 MISCELLANEOUS REVENUES	(1,655)			-
SOURCES Total	(91,376)	(90,000)	(83,000)	7,000
USES				
530 OPERATING EXPENDITURES	12,006	-		-
540 INTERNAL SERVICE CHARGES		2,417		(2,417)
560 CAPITAL OUTLAY	282,672	-	200,000	200,000
580 GRANTS & AIDS	33,296	-		-
USES Total	327,974	2,417	200,000	197,583
CHANGE IN FUND	236,598	(87,583)	117,000	204,583
599 RESERVES		483,582	208,282	(275,300)
399 FUND BALANCE		(395,999)	(325,282)	70,717
00104 BOATING IMPROVEMENT FUND Total	236,598	-	-	-
00108 FACILITIES MAINTENANCE FUND				
SOURCES				
360 MISCELLANEOUS REVENUES	(6,583)			-
380 OTHER SOURCES			(850,000)	(850,000)
SOURCES Total	(6,583)		(850,000)	(850,000)
USES				
530 OPERATING EXPENDITURES	174,302	450,000		(450,000)
560 CAPITAL OUTLAY	1,030,511	331,702	841,622	509,920
USES Total	1,204,813	781,702	841,622	59,920
CHANGE IN FUND	1,198,231	781,702	(8,378)	(790,080)
599 RESERVES		104,650	21,186	(83,464)
399 FUND BALANCE		(886,352)	(12,808)	873,544
00108 FACILITIES MAINTENANCE FUND Total	1,198,231	-	-	-

BUDGET COMPARISON BY FUND

SOURCE/USE - ACCOUNT MAJOR	FY 2014/15 ACTUALS	FY 2015/16 ADOPTED BUDGET	FY 2016/17 ADOPTED BUDGET	BUDGET VARIANCE
00109 FLEET REPLACEMENT FUND				
SOURCES				
340 CHARGES FOR SERVICES				-
360 MISCELLANEOUS REVENUES	(4,493)			-
380 OTHER SOURCES			(289,531)	(289,531)
SOURCES Total	(4,493)		(289,531)	(289,531)
USES				
530 OPERATING EXPENDITURES		3,500		(3,500)
560 CAPITAL OUTLAY	983,061	553,565	601,980	48,415
USES Total	983,061	557,065	601,980	44,915
CHANGE IN FUND	978,568	557,065	312,449	(244,616)
599 RESERVES		665,739	449,439	(216,300)
399 FUND BALANCE		(1,222,804)	(761,888)	460,916
00109 FLEET REPLACEMENT FUND Total	978,568	-	-	-
00110 ADULT DRUG COURT GRANT FUND				
SOURCES				
330 INTERGOVERNMENTAL REVENUE	(263,064)	(381,046)	(324,996)	56,050
SOURCES Total	(263,064)	(381,046)	(324,996)	56,050
USES				
510 PERSONNEL SERVICES	54,152	56,050	47,468	(8,582)
530 OPERATING EXPENDITURES	206,674	318,821	271,353	(47,468)
540 INTERNAL SERVICE CHARGES	2,237	6,175	6,175	-
USES Total	263,064	381,046	324,996	(56,050)
CHANGE IN FUND	(0)	-	-	0
00110 ADULT DRUG COURT GRANT FUND Total	(0)	-	-	0
00111 TECHNOLOGY REPLACEMENT FUND				
SOURCES				
340 CHARGES FOR SERVICES		(544,866)	(304,800)	240,066
360 MISCELLANEOUS REVENUES	(2,521)			-
380 OTHER SOURCES	(100,000)		(202,116)	(202,116)
SOURCES Total	(102,521)	(544,866)	(506,916)	37,950
USES				
530 OPERATING EXPENDITURES	62,075	520,671	441,402	(79,269)
540 INTERNAL SERVICE CHARGES			191	191
560 CAPITAL OUTLAY	87,898	483,891	516,000	32,109
USES Total	149,972	1,004,562	957,593	(46,969)
CHANGE IN FUND	47,451	459,696	450,677	(9,019)
599 RESERVES		5,304		(5,304)
399 FUND BALANCE		(465,000)	(450,677)	14,323
00111 TECHNOLOGY REPLACEMENT FUND Total	47,451	-	-	-

BUDGET COMPARISON BY FUND

SOURCE/USE - ACCOUNT MAJOR	FY 2014/15 ACTUALS	FY 2015/16 ADOPTED BUDGET	FY 2016/17 ADOPTED BUDGET	BUDGET VARIANCE
00112 BCC PROJECTS				
SOURCES				
360 MISCELLANEOUS REVENUES	(251,174)			-
380 OTHER SOURCES	(250,000)	-		-
SOURCES Total	(501,174)	-		-
USES				
530 OPERATING EXPENDITURES	673,730	-		-
560 CAPITAL OUTLAY	687,878	-		-
590 INTERFUND TRANSFERS OUT	4,548			-
USES Total	1,366,156	-		-
CHANGE IN FUND	864,982	-		-
00112 BCC PROJECTS Total	864,982	-		-
10101 TRANSPORTATION TRUST FUND				
SOURCES				
310 TAXES	(8,915,961)	(8,990,183)	(9,325,931)	(335,748)
330 INTERGOVERNMENTAL REVENUE	(5,366,767)	(5,439,000)	(5,395,000)	44,000
340 CHARGES FOR SERVICES	(1,481,125)	(1,221,318)	(1,309,522)	(88,204)
360 MISCELLANEOUS REVENUES	(86,987)	(50,000)	(50,000)	-
380 OTHER SOURCES	(336,103)	(504,800)		504,800
SOURCES Total	(16,186,944)	(16,205,301)	(16,080,453)	124,848
USES				
510 PERSONNEL SERVICES	9,688,763	9,114,420	12,746,131	3,631,711
530 OPERATING EXPENDITURES	3,736,703	4,312,273	4,416,489	104,216
540 INTERNAL SERVICE CHARGES	3,672,846	3,498,126	4,035,324	537,198
550 COST ALLOCATION (CONTRA)	(635,500)	(320,812)	(4,066,657)	(3,745,845)
560 CAPITAL OUTLAY	245,087	75,326	57,723	(17,603)
580 GRANTS & AIDS	6,710	6,505	7,455	950
596 TRANSFERS TO CONSTITUTIONALS	23,346	25,575	26,200	625
USES Total	16,737,954	16,711,413	17,222,665	511,252
CHANGE IN FUND	551,010	506,112	1,142,212	636,100
599 RESERVES		464,587	1,363,512	898,925
399 FUND BALANCE		(970,699)	(2,505,724)	(1,535,025)
10101 TRANSPORTATION TRUST FUND Total	551,010	0	(0)	(0)
10102 NINTH-CENT FUEL TAX FUND				
SOURCES				
310 TAXES	(2,119,453)	(2,100,000)	(2,190,000)	(90,000)
360 MISCELLANEOUS REVENUES	(1,275)			-
380 OTHER SOURCES	(4,078,772)	(4,332,476)	(4,346,795)	(14,319)
SOURCES Total	(6,199,500)	(6,432,476)	(6,536,795)	(104,319)
USES				
530 OPERATING EXPENDITURES	6,199,500	-		-
580 GRANTS & AIDS		6,432,476	6,536,795	104,319
USES Total	6,199,500	6,432,476	6,536,795	104,319
CHANGE IN FUND	-	-	-	-
10102 NINTH-CENT FUEL TAX FUND Total	-	-	-	-

BUDGET COMPARISON BY FUND

SOURCE/USE - ACCOUNT MAJOR	FY 2014/15 ACTUALS	FY 2015/16 ADOPTED BUDGET	FY 2016/17 ADOPTED BUDGET	BUDGET VARIANCE
10400 BUILDING PROGRAM *				
SOURCES				
320 PERMITS FEES & SPECIAL ASSMTS	(3,041,227)	(2,983,500)	(3,173,500)	(190,000)
340 CHARGES FOR SERVICES	(377,783)	(298,000)	(296,000)	2,000
360 MISCELLANEOUS REVENUES	(244,006)	(216,500)	(158,500)	58,000
380 OTHER SOURCES		(1,200)		1,200
SOURCES Total	(3,663,016)	(3,499,200)	(3,628,000)	(128,800)
USES				
510 PERSONNEL SERVICES	2,080,490	2,561,752	2,822,145	260,393
530 OPERATING EXPENDITURES	69,662	102,499	138,683	36,184
540 INTERNAL SERVICE CHARGES	327,376	301,664	433,364	131,700
560 CAPITAL OUTLAY		127,722	21,267	(106,455)
USES Total	2,477,528	3,093,638	3,415,459	321,821
CHANGE IN FUND	(1,185,489)	(405,562)	(212,541)	193,021
599 RESERVES		2,297,251	2,764,229	466,978
399 FUND BALANCE		(1,891,689)	(2,551,688)	(659,999)
10400 BUILDING PROGRAM Total	(1,185,489)	-	(0)	(0)
11000 TOURIST DEVELOPMENT FUND				
SOURCES				
310 TAXES	(2,787,064)	(2,835,000)	(2,943,720)	(108,720)
360 MISCELLANEOUS REVENUES	(14,239)			-
380 OTHER SOURCES	(3,250,000)			-
SOURCES Total	(6,051,303)	(2,835,000)	(2,943,720)	(108,720)
USES				
510 PERSONNEL SERVICES	40,889	41,985	39,871	(2,114)
530 OPERATING EXPENDITURES	87,949	90,387	90,387	-
540 INTERNAL SERVICE CHARGES	34,604	101,469	8,019	(93,450)
560 CAPITAL OUTLAY	305,635	300,000		(300,000)
580 GRANTS & AIDS	225,000	225,000	225,000	-
590 INTERFUND TRANSFERS OUT	1,641,000	1,641,200	1,940,600	299,400
USES Total	2,335,078	2,400,041	2,303,877	(96,164)
CHANGE IN FUND	(3,716,225)	(434,959)	(639,843)	(204,884)
599 RESERVES		5,779,662	1,112,112	(4,667,550)
399 FUND BALANCE		(5,344,703)	(472,269)	4,872,434
11000 TOURIST DEVELOPMENT FUND Total	(3,716,225)	-	-	-

*Building Fund Balance is up 35% over FY16 due to increased permit activities and will be used for economic stabilization.

BUDGET COMPARISON BY FUND

SOURCE/USE - ACCOUNT MAJOR	FY 2014/15 ACTUALS	FY 2015/16 ADOPTED BUDGET	FY 2016/17 ADOPTED BUDGET	BUDGET VARIANCE
11001 PROFESS SPORTS FRANCHISE TAX				
SOURCES				
310 TAXES	(1,858,043)	(1,890,000)	(1,962,480)	(72,480)
360 MISCELLANEOUS REVENUES	(4,107)			-
SOURCES Total	(1,862,150)	(1,890,000)	(1,962,480)	(72,480)
USES				
510 PERSONNEL SERVICES	241,839	257,605	284,626	27,021
530 OPERATING EXPENDITURES	1,078,228	1,515,743	1,721,854	206,111
540 INTERNAL SERVICE CHARGES	61,554	86,838	64,613	(22,225)
USES Total	1,381,622	1,860,185	2,071,093	210,908
CHANGE IN FUND	(480,528)	(29,815)	108,613	138,428
599 RESERVES		1,606,853	684,178	(922,675)
399 FUND BALANCE		(1,577,038)	(792,791)	784,247
11001 PROFESS SPORTS FRANCHISE TAX Total	(480,528)	-	(0)	(0)
11200 FIRE PROTECTION FUND				
SOURCES				
310 TAXES	(39,333,865)	(41,343,175)	(43,633,691)	(2,290,516)
320 PERMITS FEES & SPECIAL ASSMTS	(317,229)			-
330 INTERGOVERNMENTAL REVENUE	(108,379)	(110,000)	(110,000)	-
340 CHARGES FOR SERVICES	(6,802,810)	(5,410,000)	(6,335,000)	(925,000)
360 MISCELLANEOUS REVENUES	(197,505)	(120,000)	(120,000)	-
380 OTHER SOURCES	(70,915)	(57,200)	(50,000)	7,200
SOURCES Total	(46,830,703)	(47,040,375)	(50,248,691)	(3,208,316)
USES				
510 PERSONNEL SERVICES	37,280,562	40,947,605	43,883,992	2,936,387
530 OPERATING EXPENDITURES	2,759,292	3,531,431	4,115,975	584,544
540 INTERNAL SERVICE CHARGES	5,177,385	5,219,686	5,814,098	594,412
560 CAPITAL OUTLAY	137,967	662,700	729,177	66,477
580 GRANTS & AIDS	245,108	281,978	373,739	91,761
590 INTERFUND TRANSFERS OUT	715,569			-
596 TRANSFERS TO CONSTITUTIONALS	653,260	713,542	761,067	47,525
USES Total	46,969,144	51,356,942	55,678,048	4,321,106
CHANGE IN FUND	138,441	4,316,567	5,429,357	1,112,790
599 RESERVES		13,043,106	13,872,977	829,871
399 FUND BALANCE		(17,359,673)	(19,302,334)	(1,942,661)
11200 FIRE PROTECTION FUND Total	138,441	(0)	(0)	(0)
11201 FIRE PROT FUND-REPLACE & RENEW				
SOURCES				
360 MISCELLANEOUS REVENUES	(9,709)			-
380 OTHER SOURCES	(715,569)			-
SOURCES Total	(725,278)			-
USES				
530 OPERATING EXPENDITURES	217,561	-		-
560 CAPITAL OUTLAY	5,409,454	-		-
USES Total	5,627,015	-		-
CHANGE IN FUND	4,901,737	-		-
11201 FIRE PROT FUND-REPLACE & RENEW Total	4,901,737	-		-

BUDGET COMPARISON BY FUND

SOURCE/USE - ACCOUNT MAJOR	FY 2014/15 ACTUALS	FY 2015/16 ADOPTED BUDGET	FY 2016/17 ADOPTED BUDGET	BUDGET VARIANCE
11207 FIRE PROTECT FUND-CASSELBERRY				
SOURCES				
310 TAXES	-	(2,568,239)	(2,712,828)	(144,589)
330 INTERGOVERNMENTAL REVENUE		(10,000)	(10,000)	-
340 CHARGES FOR SERVICES		(2,277,025)	(1,421,463)	855,562
360 MISCELLANEOUS REVENUES	(1)	(7,500)	(7,500)	-
SOURCES Total	(1)	(4,862,764)	(4,151,791)	710,973
USES				
510 PERSONNEL SERVICES	-	4,093,723	3,414,462	(679,261)
530 OPERATING EXPENDITURES		273,159	328,258	55,099
540 INTERNAL SERVICE CHARGES		495,882	409,071	(86,810)
USES Total	-	4,862,764	4,151,791	(710,972)
CHANGE IN FUND	(1)	(0)	0	0
11207 FIRE PROTECT FUND-CASSELBERRY Total	(1)	(0)	0	0
11400 COURT SUPP TECH FEE (ARTV) *				
SOURCES				
340 CHARGES FOR SERVICES	(650,133)	(610,000)	(675,000)	(65,000)
360 MISCELLANEOUS REVENUES	(3,016)			-
SOURCES Total	(653,149)	(610,000)	(675,000)	(65,000)
USES				
510 PERSONNEL SERVICES	364,979	304,208	323,070	18,862
530 OPERATING EXPENDITURES	511,893	621,180	629,704	8,524
540 INTERNAL SERVICE CHARGES			6,434	6,434
560 CAPITAL OUTLAY	27,519	16,000	30,000	14,000
580 GRANTS & AIDS		63,780	63,780	-
USES Total	904,391	1,005,168	1,052,988	47,820
CHANGE IN FUND	251,242	395,168	377,988	(17,180)
599 RESERVES		643,001	286,220	(356,781)
399 FUND BALANCE		(1,038,169)	(664,208)	373,961
11400 COURT SUPP TECH FEE (ARTV) Total	251,242	-	-	(0)
11500 1991 INFRASTRUCTURE SALES TAX **				
SOURCES				
360 MISCELLANEOUS REVENUES	(43,584)			-
SOURCES Total	(43,584)			-
USES				
540 INTERNAL SERVICE CHARGES		1,214,916		(1,214,916)
560 CAPITAL OUTLAY	485,996	2,753,000	6,700,000	3,947,000
580 GRANTS & AIDS	143,902	-		-
590 INTERFUND TRANSFERS OUT	45,000,000			-
USES Total	45,629,898	3,967,916	6,700,000	2,732,084
CHANGE IN FUND	45,586,314	3,967,916	6,700,000	2,732,084
599 RESERVES		21,541,634	15,136,638	(6,404,996)
399 FUND BALANCE		(25,509,550)	(21,836,638)	3,672,912
11500 1991 INFRASTRUCTURE SALES TAX Total	45,586,314	-	-	-

*Court Support Technology Fee Fund Balance is down 36% from FY16 due to ongoing imbalance between court fees collected and court technology costs. This fund will be reviewed to determine appropriate service levels and may require a transfer from the General Fund.

**This Fund is no longer receiving revenues. The County is trying to spend down fund balance and complete adopted projects in order to close out the fund.

BUDGET COMPARISON BY FUND

SOURCE/USE - ACCOUNT MAJOR	FY 2014/15 ACTUALS	FY 2015/16 ADOPTED BUDGET	FY 2016/17 ADOPTED BUDGET	BUDGET VARIANCE
11541 2001 INFRASTRUCTURE SALES TAX *				
SOURCES				
330 INTERGOVERNMENTAL REVENUE	(134,358)			-
360 MISCELLANEOUS REVENUES	(874,209)	-		-
380 OTHER SOURCES	(21)	-		-
SOURCES Total	(1,008,589)	-		-
USES				
530 OPERATING EXPENDITURES	139,569	295,000	70,000	(225,000)
540 INTERNAL SERVICE CHARGES		1,604,669		(1,604,669)
560 CAPITAL OUTLAY	12,565,164	13,770,000	5,100,000	(8,670,000)
580 GRANTS & AIDS	3,665,763	-		-
590 INTERFUND TRANSFERS OUT	295,245			-
USES Total	16,665,741	15,669,669	5,170,000	(10,499,669)
CHANGE IN FUND	15,657,152	15,669,669	5,170,000	(10,499,669)
599 RESERVES		1,309,230		(1,309,230)
399 FUND BALANCE		(16,978,899)	(5,170,000)	11,808,899
11541 2001 INFRASTRUCTURE SALES TAX Total	15,657,152	(0)	-	0
11560 2014 INFRASTRUCTURE SALES TAX **				
SOURCES				
310 TAXES	(27,214,675)	(37,224,200)	(39,343,116)	(2,118,916)
360 MISCELLANEOUS REVENUES	(16,127)			-
SOURCES Total	(27,230,802)	(37,224,200)	(39,343,116)	(2,118,916)
USES				
530 OPERATING EXPENDITURES	78,480	300,000	60,000	(240,000)
540 INTERNAL SERVICE CHARGES		1,357,445	4,066,657	2,709,212
560 CAPITAL OUTLAY	2,432,423	17,160,089	35,160,850	18,000,761
580 GRANTS & AIDS	271,909	11,900,000		(11,900,000)
USES Total	2,782,812	30,717,533	39,287,507	8,569,974
CHANGE IN FUND	(24,447,990)	(6,506,667)	(55,609)	6,451,058
599 RESERVES		7,341,415	6,743,899	(597,516)
399 FUND BALANCE		(834,748)	(6,688,290)	(5,853,542)
11560 2014 INFRASTRUCTURE SALES TAX Total	(24,447,990)	(0)	-	(0)
11641 PUBLIC WORKS-INTERLOCAL AGREEM				
SOURCES				
330 INTERGOVERNMENTAL REVENUE	(128,640)	-		-
360 MISCELLANEOUS REVENUES	(185,993)	-		-
SOURCES Total	(314,633)	-		-
USES				
560 CAPITAL OUTLAY	310,887	-		-
590 INTERFUND TRANSFERS OUT	21	-		-
USES Total	310,908	-		-
CHANGE IN FUND	(3,725)	-		-
11641 PUBLIC WORKS-INTERLOCAL AGREEM Total	(3,725)	-		-

*This Fund is no longer receiving revenues. The County is trying to spend down fund balance and complete adopted projects in order to close out the fund.

**This is a new fund, so fund balance is being built up as revenues are received.

BUDGET COMPARISON BY FUND

SOURCE/USE - ACCOUNT MAJOR	FY 2014/15 ACTUALS	FY 2015/16 ADOPTED BUDGET	FY 2016/17 ADOPTED BUDGET	BUDGET VARIANCE
11800 EMS TRUST FUND				
SOURCES				
330 INTERGOVERNMENTAL REVENUE	(256,428)	-		-
360 MISCELLANEOUS REVENUES	(1,563)			-
SOURCES Total	(257,991)	-		-
USES				
530 OPERATING EXPENDITURES	58,901	-		-
560 CAPITAL OUTLAY	199,090			-
USES Total	257,991	-		-
CHANGE IN FUND				
11800 EMS TRUST FUND Total	-	-		-
11901 COMMUNITY DEVELOPMEN BLK GRANT				
SOURCES				
330 INTERGOVERNMENTAL REVENUE	(1,578,952)	(1,671,521)	(1,654,887)	16,634
SOURCES Total	(1,578,952)	(1,671,521)	(1,654,887)	16,634
USES				
510 PERSONNEL SERVICES	191,746			-
530 OPERATING EXPENDITURES	49,428	104,304	100,977	(3,327)
540 INTERNAL SERVICE CHARGES	73,048	230,000	230,000	-
560 CAPITAL OUTLAY			90,000	90,000
580 GRANTS & AIDS	1,264,730	1,337,217	1,233,910	(103,307)
USES Total	1,578,952	1,671,521	1,654,887	(16,634)
CHANGE IN FUND				
11901 COMMUNITY DEVELOPMEN BLK GRANT Total	-	-	-	-
11902 HOME PROGRAM GRANT				
SOURCES				
330 INTERGOVERNMENTAL REVENUE	(1,228,373)	(480,339)	(497,897)	(17,558)
360 MISCELLANEOUS REVENUES		-		-
SOURCES Total	(1,228,373)	(480,339)	(497,897)	(17,558)
USES				
530 OPERATING EXPENDITURES	38,391	28,852	29,790	938
540 INTERNAL SERVICE CHARGES	13,460	19,181	20,000	819
580 GRANTS & AIDS	1,197,898	432,306	448,107	15,801
USES Total	1,249,749	480,339	497,897	17,558
CHANGE IN FUND				
11902 HOME PROGRAM GRANT Total	21,375	-	-	-

BUDGET COMPARISON BY FUND

SOURCE/USE - ACCOUNT MAJOR	FY 2014/15 ACTUALS	FY 2015/16 ADOPTED BUDGET	FY 2016/17 ADOPTED BUDGET	BUDGET VARIANCE
11904 EMERGENCY SHELTER GRANTS				
SOURCES				
330 INTERGOVERNMENTAL REVENUE	(157,836)	(151,092)	(151,092)	-
SOURCES Total	(157,836)	(151,092)	(151,092)	-
USES				
530 OPERATING EXPENDITURES	759	4,808	5,731	923
540 INTERNAL SERVICE CHARGES		5,923	5,000	(923)
580 GRANTS & AIDS	157,077	140,361	140,361	-
USES Total	157,836	151,092	151,092	-
CHANGE IN FUND	-	-	-	-
11904 EMERGENCY SHELTER GRANTS Total	-	-	-	-
11905 COMMUNITY SVC BLOCK GRANT				
SOURCES				
330 INTERGOVERNMENTAL REVENUE	(276,744)	(275,479)	(41,931)	233,548
SOURCES Total	(276,744)	(275,479)	(41,931)	233,548
USES				
510 PERSONNEL SERVICES	30,216	50,845	41,931	(8,914)
530 OPERATING EXPENDITURES	27,347	58,050		(58,050)
540 INTERNAL SERVICE CHARGES		20,801		(20,801)
580 GRANTS & AIDS	219,182	145,783		(145,783)
USES Total	276,744	275,479	41,931	(233,548)
CHANGE IN FUND	-	0	-	(0)
11905 COMMUNITY SVC BLOCK GRANT Total	-	0	-	(0)
11908 DISASTER PREPAREDNESS				
SOURCES				
330 INTERGOVERNMENTAL REVENUE	(199,089)	(19,987)	(31,885)	(11,898)
360 MISCELLANEOUS REVENUES	7			-
SOURCES Total	(199,082)	(19,987)	(31,885)	(11,898)
USES				
510 PERSONNEL SERVICES	31,780	19,987	31,885	11,898
530 OPERATING EXPENDITURES	167,309	-		-
USES Total	199,089	19,987	31,885	11,898
CHANGE IN FUND	7	-	-	(0)
11908 DISASTER PREPAREDNESS Total	7	-	-	(0)

BUDGET COMPARISON BY FUND

SOURCE/USE - ACCOUNT MAJOR	FY 2014/15 ACTUALS	FY 2015/16 ADOPTED BUDGET	FY 2016/17 ADOPTED BUDGET	BUDGET VARIANCE
11909 MOSQUITO CONTROL GRANT				
SOURCES				
330 INTERGOVERNMENTAL REVENUE	(31,540)	(31,540)	(502,468)	(470,928)
360 MISCELLANEOUS REVENUES	(3)			-
SOURCES Total	(31,543)	(31,540)	(502,468)	(470,928)
USES				
510 PERSONNEL SERVICES				-
530 OPERATING EXPENDITURES	16,984	26,040	502,468	476,428
560 CAPITAL OUTLAY	14,556	5,500		(5,500)
USES Total	31,540	31,540	502,468	470,928
CHANGE IN FUND	(3)	-	-	-
11909 MOSQUITO CONTROL GRANT Total	(3)	-	-	-
11912 PUBLIC SAFETY GRANTS (STATE)				
SOURCES				
330 INTERGOVERNMENTAL REVENUE	(5,694)	(6,499)		6,499
360 MISCELLANEOUS REVENUES	(0)			-
SOURCES Total	(5,694)	(6,499)		6,499
USES				
510 PERSONNEL SERVICES	328	-		-
530 OPERATING EXPENDITURES		6,499		(6,499)
540 INTERNAL SERVICE CHARGES	955			-
580 GRANTS & AIDS	4,411	-		-
USES Total	5,694	6,499		(6,499)
CHANGE IN FUND	(1)	-		-
11912 PUBLIC SAFETY GRANTS (STATE) Total	(1)	-		-
11915 PUBLIC SAFETY GRANTS (FEDERAL)				
SOURCES				
330 INTERGOVERNMENTAL REVENUE	(72,346)	-		-
SOURCES Total	(72,346)	-		-
USES				
530 OPERATING EXPENDITURES	25,526	-		-
USES Total	25,526	-		-
CHANGE IN FUND	(46,821)	-		-
11915 PUBLIC SAFETY GRANTS (FEDERAL) Total	(46,821)	-		-

BUDGET COMPARISON BY FUND

SOURCE/USE - ACCOUNT MAJOR	FY 2014/15 ACTUALS	FY 2015/16 ADOPTED BUDGET	FY 2016/17 ADOPTED BUDGET	BUDGET VARIANCE
11916 PUBLIC WORKS GRANTS				
SOURCES				
330 INTERGOVERNMENTAL REVENUE	(4,018,614)	-		-
SOURCES Total	(4,018,614)	-		-
USES				
530 OPERATING EXPENDITURES	680	-		-
560 CAPITAL OUTLAY	1,748,867	-		-
580 GRANTS & AIDS	2,277,057	-		-
USES Total	4,026,605	-		-
CHANGE IN FUND	7,992	-		-
11916 PUBLIC WORKS GRANTS Total	7,992	-		-
11917 LEISURE SERVICES GRANTS				
SOURCES				
330 INTERGOVERNMENTAL REVENUE	(426,022)			-
360 MISCELLANEOUS REVENUES	(2)			-
SOURCES Total	(426,024)			-
USES				
530 OPERATING EXPENDITURES	4,411			-
560 CAPITAL OUTLAY	319,486			-
USES Total	323,897			-
CHANGE IN FUND	(102,127)			-
11917 LEISURE SERVICES GRANTS Total	(102,127)			-
11918 GROWTH MANAGEMENT GRANTS				
SOURCES				
330 INTERGOVERNMENTAL REVENUE	(36,584)			-
SOURCES Total	(36,584)			-
USES				
580 GRANTS & AIDS	36,584			-
USES Total	36,584			-
CHANGE IN FUND	-			-
11918 GROWTH MANAGEMENT GRANTS Total	-			-
11919 COMMUNITY SVC GRANTS				
SOURCES				
330 INTERGOVERNMENTAL REVENUE	(2,717,808)	(1,475,018)	(479,291)	995,727
SOURCES Total	(2,717,808)	(1,475,018)	(479,291)	995,727
USES				
510 PERSONNEL SERVICES	54,434	58,633	62,250	3,617
530 OPERATING EXPENDITURES	141,537	54,854	27,744	(27,110)
540 INTERNAL SERVICE CHARGES	1,966	-		-
580 GRANTS & AIDS	2,519,872	1,361,531	389,297	(972,234)
USES Total	2,717,808	1,475,018	479,291	(995,727)
CHANGE IN FUND	(0)	-	-	0
11919 COMMUNITY SVC GRANTS Total	(0)	-	-	0

BUDGET COMPARISON BY FUND

SOURCE/USE - ACCOUNT MAJOR	FY 2014/15 ACTUALS	FY 2015/16 ADOPTED BUDGET	FY 2016/17 ADOPTED BUDGET	BUDGET VARIANCE
11920 NEIGHBOR STABIL PROGRAM GRANT				
SOURCES				
330 INTERGOVERNMENTAL REVENUE	(294,470)	(56,345)	(31,402)	24,943
360 MISCELLANEOUS REVENUES	(136,369)	-		-
SOURCES Total	(430,838)	(56,345)	(31,402)	24,943
USES				
510 PERSONNEL SERVICES	42,616	56,345	31,402	(24,943)
530 OPERATING EXPENDITURES	35,566	-		-
540 INTERNAL SERVICE CHARGES	26,888	-		-
580 GRANTS & AIDS	325,769	-		-
USES Total	430,838	56,345	31,402	(24,943)
CHANGE IN FUND	-	0	-	(0)
11920 NEIGHBOR STABIL PROGRAM GRANT Total	-	0	-	(0)
11925 DCF REINVESTMENT GRANT FUND				
SOURCES				
330 INTERGOVERNMENTAL REVENUE	(256,643)	(255,032)		255,032
SOURCES Total	(256,643)	(255,032)		255,032
USES				
530 OPERATING EXPENDITURES	253,635	255,032		(255,032)
540 INTERNAL SERVICE CHARGES	3,063	-		-
USES Total	256,698	255,032		(255,032)
CHANGE IN FUND	56	-		-
11925 DCF REINVESTMENT GRANT FUND Total	56	-		-
11926 CITY OF SANFORD CDBG				
CHANGE IN FUND				
SOURCES				
330 INTERGOVERNMENTAL REVENUE	(292,993)	(400,617)	(414,546)	(13,929)
380 OTHER SOURCES		(1,200)		1,200
SOURCES Total	(292,993)	(401,817)	(414,546)	(12,729)
USES				
510 PERSONNEL SERVICES	34,071	50,001	57,074	7,073
530 OPERATING EXPENDITURES	14,946	11,649	13,835	2,186
540 INTERNAL SERVICE CHARGES	8,963	19,913	12,000	(7,913)
580 GRANTS & AIDS	235,014	320,254	331,637	11,383
USES Total	292,993	401,817	414,546	12,729
CHANGE IN FUND	(0)	-	-	-
11926 CITY OF SANFORD CDBG Total	(0)	-	-	-

BUDGET COMPARISON BY FUND

SOURCE/USE - ACCOUNT MAJOR	FY 2014/15 ACTUALS	FY 2015/16 ADOPTED BUDGET	FY 2016/17 ADOPTED BUDGET	BUDGET VARIANCE
11930 RESOURCE MANAGEMENT GRANTS				
SOURCES				
330 INTERGOVERNMENTAL REVENUE	(33,111)	-	(21,746)	(21,746)
SOURCES Total	(33,111)	-	(21,746)	(21,746)
USES				
510 PERSONNEL SERVICES			21,746	21,746
530 OPERATING EXPENDITURES	33,111	-		-
USES Total	33,111	-	21,746	21,746
CHANGE IN FUND	-	-	-	-
11930 RESOURCE MANAGEMENT GRANTS Total	-	-	-	-
12013 SHIP- AFFORDABLE HOUSING 12/13				
SOURCES				
330 INTERGOVERNMENTAL REVENUE	(172,866)			-
SOURCES Total	(172,866)			-
USES				
530 OPERATING EXPENDITURES	801			-
540 INTERNAL SERVICE CHARGES	20,152			-
580 GRANTS & AIDS	151,914			-
USES Total	172,866			-
CHANGE IN FUND	-			-
12013 SHIP- AFFORDABLE HOUSING 12/13 Total	-			-
12014 AFFORDABLE HOUSING 13/14				
SOURCES				
330 INTERGOVERNMENTAL REVENUE	(355,678)	-		-
360 MISCELLANEOUS REVENUES	(326,560)			-
SOURCES Total	(682,237)	-		-
USES				
530 OPERATING EXPENDITURES	100			-
540 INTERNAL SERVICE CHARGES	17,851			-
580 GRANTS & AIDS	664,141	-		-
USES Total	682,091	-		-
CHANGE IN FUND	(146)	-		-
12014 AFFORDABLE HOUSING 13/14 Total	(146)	-		-

BUDGET COMPARISON BY FUND

SOURCE/USE - ACCOUNT MAJOR	FY 2014/15 ACTUALS	FY 2015/16 ADOPTED BUDGET	FY 2016/17 ADOPTED BUDGET	BUDGET VARIANCE
12015 SHIP AFFORDABLE HOUSING 14/15				
SOURCES				
330 INTERGOVERNMENTAL REVENUE	(180,894)	(60,215)	(31,402)	28,813
360 MISCELLANEOUS REVENUES	(88,822)			-
SOURCES Total	(269,715)	(60,215)	(31,402)	28,813
USES				
510 PERSONNEL SERVICES		60,215	31,402	(28,813)
530 OPERATING EXPENDITURES	9,690	-		-
540 INTERNAL SERVICE CHARGES	36,111	-		-
580 GRANTS & AIDS	224,060	-		-
USES Total	269,861	60,215	31,402	(28,813)
CHANGE IN FUND	146	(0)	-	(0)
12015 SHIP AFFORDABLE HOUSING 14/15 Total	146	(0)	-	(0)
12016 SHIP AFFORDABLE HOUSING 15/16				
SOURCES				
330 INTERGOVERNMENTAL REVENUE		(2,114,364)		2,114,364
SOURCES Total	0	(2,114,364)		2,114,364
USES				
530 OPERATING EXPENDITURES		69,000		(69,000)
540 INTERNAL SERVICE CHARGES		142,436		(142,436)
580 GRANTS & AIDS		1,902,928		(1,902,928)
USES Total		2,114,364		(2,114,364)
CHANGE IN FUND	0	-		-
12016 SHIP AFFORDABLE HOUSING 15/16 Total	0	-		-
12017 SHIP AFFORDABLE HOUSING 16/17				
SOURCES				
330 INTERGOVERNMENTAL REVENUE			(2,450,135)	(2,450,135)
SOURCES Total			(2,450,135)	(2,450,135)
USES				
530 OPERATING EXPENDITURES			155,013	155,013
540 INTERNAL SERVICE CHARGES			90,000	90,000
580 GRANTS & AIDS			2,205,122	2,205,122
USES Total			2,450,135	2,450,135
CHANGE IN FUND			-	-
12017 SHIP AFFORDABLE HOUSING 16/17 Total			-	-

BUDGET COMPARISON BY FUND

SOURCE/USE - ACCOUNT MAJOR	FY 2014/15 ACTUALS	FY 2015/16 ADOPTED BUDGET	FY 2016/17 ADOPTED BUDGET	BUDGET VARIANCE
12101 LAW ENFORCEMENT TST-LOCAL				
CHANGE IN FUND				
SOURCES				
350 JUDGEMENTS FINES & FORFEITS	(734,279)			-
360 MISCELLANEOUS REVENUES	(14,601)			-
SOURCES Total	(748,881)			-
USES				
530 OPERATING EXPENDITURES	939,971			-
USES Total	939,971			-
CHANGE IN FUND	191,090			-
12101 LAW ENFORCEMENT TST-LOCAL Total	191,090			-
12102 LAW ENFORCEMENT TST-JUSTICE				
SOURCES				
350 JUDGEMENTS FINES & FORFEITS	(55,270)			-
360 MISCELLANEOUS REVENUES	(434)			-
SOURCES Total	(55,704)			-
USES				
530 OPERATING EXPENDITURES	111,250			-
USES Total	111,250			-
CHANGE IN FUND	55,546			-
12102 LAW ENFORCEMENT TST-JUSTICE Total	55,546			-
12103 LAW ENFORCEMENT TST-FEDERAL				
SOURCES				
350 JUDGEMENTS FINES & FORFEITS	(1,565)			-
360 MISCELLANEOUS REVENUES	(51)			-
SOURCES Total	(1,616)			-
CHANGE IN FUND	(1,616)			-
12103 LAW ENFORCEMENT TST-FEDERAL Total	(1,616)			-
12200 ARBOR VIOLATION TRUST FUND				
SOURCES				
350 JUDGEMENTS FINES & FORFEITS	(40,000)	(8,000)	(8,000)	-
360 MISCELLANEOUS REVENUES	(364)			-
SOURCES Total	(40,364)	(8,000)	(8,000)	-
USES				
530 OPERATING EXPENDITURES		108,084	148,281	40,197
560 CAPITAL OUTLAY				-
USES Total		108,084	148,281	40,197
CHANGE IN FUND	(40,364)	100,084	140,281	40,197
399 FUND BALANCE		(100,084)	(140,281)	(40,197)
12200 ARBOR VIOLATION TRUST FUND Total	(40,364)	-	-	-

BUDGET COMPARISON BY FUND

SOURCE/USE - ACCOUNT MAJOR	FY 2014/15 ACTUALS	FY 2015/16 ADOPTED BUDGET	FY 2016/17 ADOPTED BUDGET	BUDGET VARIANCE
12300 ALCOHOL/DRUG ABUSE FUND				
SOURCES				
340 CHARGES FOR SERVICES	(58,940)	(55,000)	(60,000)	(5,000)
360 MISCELLANEOUS REVENUES	(203)			-
SOURCES Total	(59,144)	(55,000)	(60,000)	(5,000)
USES				
530 OPERATING EXPENDITURES	6,735	74,885		(74,885)
580 GRANTS & AIDS	39,125	45,000		(45,000)
596 TRANSFERS TO CONSTITUTIONALS			148,169	148,169
USES Total	45,860	119,885	148,169	28,284
CHANGE IN FUND	(13,284)	64,885	88,169	23,284
399 FUND BALANCE		(64,885)	(88,169)	(23,284)
12300 ALCOHOL/DRUG ABUSE FUND Total	(13,284)	-	-	-
12302 TEEN COURT				
SOURCES				
340 CHARGES FOR SERVICES	(142,667)	(145,000)	(142,000)	3,000
360 MISCELLANEOUS REVENUES	(359)			-
SOURCES Total	(143,026)	(145,000)	(142,000)	3,000
USES				
510 PERSONNEL SERVICES	167,823	123,672		(123,672)
530 OPERATING EXPENDITURES	1,298	3,447		(3,447)
540 INTERNAL SERVICE CHARGES	192	1,113		(1,113)
580 GRANTS & AIDS	23,360	26,120		(26,120)
596 TRANSFERS TO CONSTITUTIONALS			160,883	160,883
USES Total	192,672	154,353	160,883	6,530
CHANGE IN FUND	49,646	9,353	18,883	9,530
599 RESERVES		82,491	76,893	(5,598)
399 FUND BALANCE		(91,844)	(95,776)	(3,932)
12302 TEEN COURT Total	49,646	-	-	(0)

BUDGET COMPARISON BY FUND

SOURCE/USE - ACCOUNT MAJOR	FY 2014/15 ACTUALS	FY 2015/16 ADOPTED BUDGET	FY 2016/17 ADOPTED BUDGET	BUDGET VARIANCE
12500 EMERGENCY 911 FUND				
SOURCES				
330 INTERGOVERNMENTAL REVENUE	(2,069,027)	(2,055,000)	(2,000,000)	55,000
340 CHARGES FOR SERVICES	(1,000)			-
360 MISCELLANEOUS REVENUES	(17,655)			-
SOURCES Total	(2,087,682)	(2,055,000)	(2,000,000)	55,000
USES				
510 PERSONNEL SERVICES	254,418	289,048	324,421	35,373
530 OPERATING EXPENDITURES	882,070	1,389,844	995,237	(394,607)
540 INTERNAL SERVICE CHARGES	3,671	14,241	1,645	(12,595)
560 CAPITAL OUTLAY	549,699	-		-
580 GRANTS & AIDS	551,777	554,188	138,188	(416,000)
596 TRANSFERS TO CONSTITUTIONALS			425,000	425,000
USES Total	2,241,635	2,247,320	1,884,491	(362,829)
CHANGE IN FUND	153,952	192,320	(115,509)	(307,829)
599 RESERVES		2,995,527	3,147,352	151,825
399 FUND BALANCE		(3,187,847)	(3,031,843)	156,004
12500 EMERGENCY 911 FUND Total	153,952	-	0	0
12601 ARTERIAL-IMPACT FEE				
SOURCES				
320 PERMITS FEES & SPECIAL ASSMTS	(1,704,646)	(1,500,000)	(1,700,000)	(200,000)
360 MISCELLANEOUS REVENUES	(56,201)			-
380 OTHER SOURCES	(31,779,000)			-
SOURCES Total	(33,539,847)	(1,500,000)	(1,700,000)	(200,000)
USES				
560 CAPITAL OUTLAY	13,409	-		-
USES Total	13,409	-		-
CHANGE IN FUND	(33,526,438)	(1,500,000)	(1,700,000)	(200,000)
599 RESERVES		(12,340,781)	(10,169,934)	2,170,847
399 FUND BALANCE		13,840,781	11,869,934	(1,970,847)
12601 ARTERIAL-IMPACT FEE Total	(33,526,438)	-	-	-
12602 NORTH COLLECTOR-IMPACT FEE				
SOURCES				
360 MISCELLANEOUS REVENUES	(3,050)	(2,000)	(2,000)	-
SOURCES Total	(3,050)	(2,000)	(2,000)	-
USES				
530 OPERATING EXPENDITURES	214,735			-
560 CAPITAL OUTLAY	8,533			-
USES Total	223,268			-
CHANGE IN FUND	220,218	(2,000)	(2,000)	-
599 RESERVES		2,000	64,176	62,176
399 FUND BALANCE			(62,176)	(62,176)
12602 NORTH COLLECTOR-IMPACT FEE Total	220,218	-	-	-

BUDGET COMPARISON BY FUND

SOURCE/USE - ACCOUNT MAJOR	FY 2014/15 ACTUALS	FY 2015/16 ADOPTED BUDGET	FY 2016/17 ADOPTED BUDGET	BUDGET VARIANCE
12603 WEST COLLECTOR-IMPACT FEE				
SOURCES				
320 PERMITS FEES & SPECIAL ASSMTS	(340,874)	(225,000)	(275,000)	(50,000)
360 MISCELLANEOUS REVENUES	(4,636)			-
380 OTHER SOURCES	(2,457,000)			-
SOURCES Total	(2,802,510)	(225,000)	(275,000)	(50,000)
CHANGE IN FUND	(2,802,510)	(225,000)	(275,000)	(50,000)
599 RESERVES		(871,017)	(325,508)	545,509
399 FUND BALANCE		1,096,017	600,508	(495,509)
12603 WEST COLLECTOR-IMPACT FEE Total	(2,802,510)	-	-	-
12604 EAST COLLECTOR-IMPACT FEE				
SOURCES				
320 PERMITS FEES & SPECIAL ASSMTS	(80,259)	(100,000)	(100,000)	-
360 MISCELLANEOUS REVENUES	(137)			-
SOURCES Total	(80,396)	(100,000)	(100,000)	-
CHANGE IN FUND	(80,396)	(100,000)	(100,000)	-
599 RESERVES		(464,289)	100,000	564,289
399 FUND BALANCE		564,289		(564,289)
12604 EAST COLLECTOR-IMPACT FEE Total	(80,396)	-	-	-
12605 SOUTH CENTRAL-IMPACT FEE				
SOURCES				
320 PERMITS FEES & SPECIAL ASSMTS	(271,616)	(170,000)	(200,000)	(30,000)
360 MISCELLANEOUS REVENUES	(18,266)			-
380 OTHER SOURCES	(10,764,000)			-
SOURCES Total	(11,053,881)	(170,000)	(200,000)	(30,000)
CHANGE IN FUND	(11,053,881)	(170,000)	(200,000)	(30,000)
599 RESERVES		(2,347,845)	(1,947,964)	399,881
399 FUND BALANCE		2,517,845	2,147,964	(369,881)
12605 SOUTH CENTRAL-IMPACT FEE Total	(11,053,881)	-	-	-
12801 FIRE/RESCUE-IMPACT FEE				
SOURCES				
320 PERMITS FEES & SPECIAL ASSMTS	(168,892)	(140,000)	(150,000)	(10,000)
360 MISCELLANEOUS REVENUES	(17,274)	(3,000)	(3,500)	(500)
SOURCES Total	(186,166)	(143,000)	(153,500)	(10,500)
USES				
560 CAPITAL OUTLAY		-	3,369,917	3,369,917
USES Total	-	-	3,369,917	3,369,917
CHANGE IN FUND	(186,166)	(143,000)	3,216,417	3,359,417
599 RESERVES		2,870,937		(2,870,937)
399 FUND BALANCE		(2,727,937)	(3,216,417)	(488,480)
12801 FIRE/RESCUE-IMPACT FEE Total	(186,166)	-	-	-

BUDGET COMPARISON BY FUND

SOURCE/USE - ACCOUNT MAJOR	FY 2014/15 ACTUALS	FY 2015/16 ADOPTED BUDGET	FY 2016/17 ADOPTED BUDGET	BUDGET VARIANCE
12802 LAW ENFORCEMENT-IMPACT FEE				
SOURCES				
360 MISCELLANEOUS REVENUES	(181)			-
SOURCES Total	(181)			-
CHANGE IN FUND	(181)			-
12802 LAW ENFORCEMENT-IMPACT FEE Total	(181)	-		-
12804 LIBRARY-IMPACT FEE				
SOURCES				
320 PERMITS FEES & SPECIAL ASSMTS	(94,809)	(55,000)	(70,000)	(15,000)
360 MISCELLANEOUS REVENUES	(507)			-
SOURCES Total	(95,317)	(55,000)	(70,000)	(15,000)
USES				
560 CAPITAL OUTLAY	180,795	104,436	100,318	(4,118)
USES Total	180,795	104,436	100,318	(4,118)
CHANGE IN FUND	85,478	49,436	30,318	(19,118)
399 FUND BALANCE		(49,436)	(30,318)	19,118
12804 LIBRARY-IMPACT FEE Total	85,478	-	-	-
12805 DRAINAGE-IMPACT FEE				
SOURCES				
360 MISCELLANEOUS REVENUES	(419)			-
SOURCES Total	(419)			-
USES				
530 OPERATING EXPENDITURES		5,941		(5,941)
USES Total		5,941		(5,941)
CHANGE IN FUND	(419)	5,941		(5,941)
399 FUND BALANCE		(5,941)		5,941
12805 DRAINAGE-IMPACT FEE Total	(419)	-		-
13000 STORMWATER FUND				
SOURCES				
340 CHARGES FOR SERVICES	(17,579)			-
360 MISCELLANEOUS REVENUES	(21,127)			-
SOURCES Total	(38,706)			-
USES				
530 OPERATING EXPENDITURES	6,371	-		-
USES Total	6,371	-		-
CHANGE IN FUND	(32,335)	-		-
13000 STORMWATER FUND Total	(32,335)	-		-

BUDGET COMPARISON BY FUND

SOURCE/USE - ACCOUNT MAJOR	FY 2014/15 ACTUALS	FY 2015/16 ADOPTED BUDGET	FY 2016/17 ADOPTED BUDGET	BUDGET VARIANCE
13100 ECONOMIC DEVELOPMENT				
SOURCES				
330 INTERGOVERNMENTAL REVENUE	(67,667)	(172,050)	(452,438)	(280,388)
360 MISCELLANEOUS REVENUES	(6,991)			-
380 OTHER SOURCES	(80,370)	(1,064,792)	(1,731,112)	(666,320)
SOURCES Total	(155,028)	(1,236,842)	(2,183,550)	(946,708)
USES				
510 PERSONNEL SERVICES	151,756	279,916	295,306	15,390
530 OPERATING EXPENDITURES	805,472	1,001,723	1,022,723	21,000
540 INTERNAL SERVICE CHARGES	1,131	13,653	1,339	(12,314)
580 GRANTS & AIDS	321,000	660,900	1,174,763	513,863
USES Total	1,279,359	1,956,192	2,494,131	537,939
CHANGE IN FUND	1,124,331	719,350	310,581	(408,769)
399 FUND BALANCE		(719,350)	(310,581)	408,769
13100 ECONOMIC DEVELOPMENT Total	1,124,331	0	0	0
13300 17/92 REDEVELOPMENT TI FUND				
SOURCES				
330 INTERGOVERNMENTAL REVENUE	(1,789,311)	(1,943,740)	(2,327,156)	(383,416)
360 MISCELLANEOUS REVENUES	(31,885)	(15,000)	(30,000)	(15,000)
SOURCES Total	(1,821,196)	(1,958,740)	(2,357,156)	(398,416)
USES				
510 PERSONNEL SERVICES	93,102	135,389	152,024	16,635
530 OPERATING EXPENDITURES	127,850	360,150	109,575	(250,575)
540 INTERNAL SERVICE CHARGES	1,231	4,478	404	(4,074)
560 CAPITAL OUTLAY	19,176	-		-
580 GRANTS & AIDS	1,051,662	228,184	228,184	-
USES Total	1,293,019	728,201	490,187	(238,014)
CHANGE IN FUND	(528,177)	(1,230,539)	(1,866,969)	(636,430)
599 RESERVES		9,760,622	9,476,153	(284,469)
399 FUND BALANCE		(8,530,083)	(7,609,184)	920,899
13300 17/92 REDEVELOPMENT TI FUND Total	(528,177)	-	(0)	(0)
15000 MSBU STREET LIGHTING				
SOURCES				
320 PERMITS FEES & SPECIAL ASSMTS	(2,214,423)	(2,340,000)	(2,406,000)	(66,000)
360 MISCELLANEOUS REVENUES	(4,029)	(1,000)	(1,000)	-
SOURCES Total	(2,218,452)	(2,341,000)	(2,407,000)	(66,000)
USES				
530 OPERATING EXPENDITURES	2,434,825	2,681,500	2,751,500	70,000
USES Total	2,434,825	2,681,500	2,751,500	70,000
CHANGE IN FUND	216,373	340,500	344,500	4,000
599 RESERVES		409,500	340,000	(69,500)
399 FUND BALANCE		(750,000)	(684,500)	65,500
15000 MSBU STREET LIGHTING Total	216,373	-	-	-

BUDGET COMPARISON BY FUND

SOURCE/USE - ACCOUNT MAJOR	FY 2014/15 ACTUALS	FY 2015/16 ADOPTED BUDGET	FY 2016/17 ADOPTED BUDGET	BUDGET VARIANCE
15100 MSBU RESIDENTIAL SOLID WASTE				
SOURCES				
320 PERMITS FEES & SPECIAL ASSMTS	(13,837,540)	(14,021,000)	(14,110,000)	(89,000)
360 MISCELLANEOUS REVENUES	(23,647)	(5,000)	(25,000)	(20,000)
SOURCES Total	(13,861,187)	(14,026,000)	(14,135,000)	(109,000)
USES				
530 OPERATING EXPENDITURES	13,965,343	14,590,000	14,405,000	(185,000)
USES Total	13,965,343	14,590,000	14,405,000	(185,000)
CHANGE IN FUND	104,156	564,000	270,000	(294,000)
599 RESERVES		3,871,000	4,060,000	189,000
399 FUND BALANCE		(4,435,000)	(4,330,000)	105,000
15100 MSBU RESIDENTIAL SOLID WASTE Total	104,156	-	-	-
16000 MSBU PROGRAM				
SOURCES				
320 PERMITS FEES & SPECIAL ASSMTS	(84,451)	(101,625)	(83,815)	17,810
340 CHARGES FOR SERVICES	(784,810)	(852,830)	(739,250)	113,580
360 MISCELLANEOUS REVENUES	(4,047)	(525)	(1,000)	(475)
380 OTHER SOURCES	(28,402)		(51,950)	(51,950)
SOURCES Total	(901,710)	(954,980)	(876,015)	78,965
USES				
510 PERSONNEL SERVICES	320,360	300,371	296,351	(4,020)
530 OPERATING EXPENDITURES	129,758	655,670	406,841	(248,829)
540 INTERNAL SERVICE CHARGES	313,811	157,825	39,305	(118,520)
590 INTERFUND TRANSFERS OUT	111,000	5,300		(5,300)
USES Total	874,929	1,119,166	742,497	(376,668)
CHANGE IN FUND	(26,781)	164,186	(133,518)	(297,703)
599 RESERVES		845,814	1,311,616	465,802
399 FUND BALANCE		(1,010,000)	(1,178,098)	(168,098)
16000 MSBU PROGRAM Total	(26,781)	-	0	0
16005 MSBU MILLS (LM/AWC)				
USES				
530 OPERATING EXPENDITURES		196,850	217,825	20,975
USES Total		196,850	217,825	20,975
CHANGE IN FUND		196,850	217,825	20,975
16005 MSBU MILLS (LM/AWC) Total		196,850	217,825	20,975

BUDGET COMPARISON BY FUND

SOURCE/USE - ACCOUNT MAJOR	FY 2014/15 ACTUALS	FY 2015/16 ADOPTED BUDGET	FY 2016/17 ADOPTED BUDGET	BUDGET VARIANCE
16005 MSBU MILLS (LM/AWC)				
SOURCES				
320 PERMITS FEES & SPECIAL ASSMTS	(56,192)	(63,000)	(63,000)	-
360 MISCELLANEOUS REVENUES	(446)	(50)	(50)	-
SOURCES Total	(56,639)	(63,050)	(63,050)	-
USES				
530 OPERATING EXPENDITURES	18,163			-
USES Total	18,163			-
CHANGE IN FUND	(38,476)	(63,050)	(63,050)	-
399 FUND BALANCE		(133,800)	(154,775)	(20,975)
16005 MSBU MILLS (LM/AWC) Total	(38,476)	(196,850)	(217,825)	(20,975)
16006 MSBU PICKETT (LM/AWC)				
SOURCES				
320 PERMITS FEES & SPECIAL ASSMTS	(41,297)	(41,300)	(41,300)	-
360 MISCELLANEOUS REVENUES	(632)	(25)	(50)	(25)
SOURCES Total	(41,929)	(41,325)	(41,350)	(25)
USES				
530 OPERATING EXPENDITURES	19,327	227,990	202,850	(25,140)
USES Total	19,327	227,990	202,850	(25,140)
CHANGE IN FUND	(22,602)	186,665	161,500	(25,165)
399 FUND BALANCE		(186,665)	(161,500)	25,165
16006 MSBU PICKETT (LM/AWC) Total	(22,602)	-	-	-
16007 MSBU AMORY (LM/AWC)				
SOURCES				
320 PERMITS FEES & SPECIAL ASSMTS	(6,666)	(6,330)	(6,335)	(5)
360 MISCELLANEOUS REVENUES	(48)	(25)	(25)	-
SOURCES Total	(6,714)	(6,355)	(6,360)	(5)
USES				
530 OPERATING EXPENDITURES	2,540	21,655	25,790	4,135
USES Total	2,540	21,655	25,790	4,135
CHANGE IN FUND	(4,174)	15,300	19,430	4,130
399 FUND BALANCE		(15,300)	(19,430)	(4,130)
16007 MSBU AMORY (LM/AWC) Total	(4,174)	-	-	-

BUDGET COMPARISON BY FUND

SOURCE/USE - ACCOUNT MAJOR	FY 2014/15 ACTUALS	FY 2015/16 ADOPTED BUDGET	FY 2016/17 ADOPTED BUDGET	BUDGET VARIANCE
16010 MSBU CEDAR RIDGE (GRNDS MAINT)				
SOURCES				
320 PERMITS FEES & SPECIAL ASSMTS	(21,975)	(23,600)	(26,200)	(2,600)
360 MISCELLANEOUS REVENUES	(125)	(75)	(50)	25
380 OTHER SOURCES		(5,300)		5,300
SOURCES Total	(22,100)	(28,975)	(26,250)	2,725
USES				
530 OPERATING EXPENDITURES	24,176	51,475	63,405	11,930
USES Total	24,176	51,475	63,405	11,930
CHANGE IN FUND	2,076	22,500	37,155	14,655
399 FUND BALANCE		(22,500)	(37,155)	(14,655)
16010 MSBU CEDAR RIDGE (GRNDS MAINT) Total	2,076	-	-	-
16013 MSBU HOWELL CREEK (LM/AWC)				
SOURCES				
320 PERMITS FEES & SPECIAL ASSMTS	(1,385)	(1,465)	(1,460)	5
330 INTERGOVERNMENTAL REVENUE	(790)			-
360 MISCELLANEOUS REVENUES	(26)	(1,270)	(1,560)	(290)
SOURCES Total	(2,200)	(2,735)	(3,020)	(285)
USES				
530 OPERATING EXPENDITURES	1,830	9,480	11,505	2,025
USES Total	1,830	9,480	11,505	2,025
CHANGE IN FUND	(370)	6,745	8,485	1,740
399 FUND BALANCE		(6,745)	(8,485)	(1,740)
16013 MSBU HOWELL CREEK (LM/AWC) Total	(370)	-	-	-
16020 MSBU HORSESHOE (LM/AWC)				
SOURCES				
320 PERMITS FEES & SPECIAL ASSMTS	(7,939)	(7,920)	(5,760)	2,160
360 MISCELLANEOUS REVENUES	(39)		(25)	(25)
SOURCES Total	(7,978)	(7,920)	(5,785)	2,135
USES				
530 OPERATING EXPENDITURES	1,928	20,020	24,575	4,555
USES Total	1,928	20,020	24,575	4,555
CHANGE IN FUND	(6,050)	12,100	18,790	6,690
399 FUND BALANCE		(12,100)	(18,790)	(6,690)
16020 MSBU HORSESHOE (LM/AWC) Total	(6,050)	-	-	-

BUDGET COMPARISON BY FUND

SOURCE/USE - ACCOUNT MAJOR	FY 2014/15 ACTUALS	FY 2015/16 ADOPTED BUDGET	FY 2016/17 ADOPTED BUDGET	BUDGET VARIANCE
16021 MSBU MYRTLE (LM/AWC)				
SOURCES				
320 PERMITS FEES & SPECIAL ASSMTS	(6,649)	(6,615)	(7,235)	(620)
360 MISCELLANEOUS REVENUES	(18)	(20)	(20)	-
SOURCES Total	(6,666)	(6,635)	(7,255)	(620)
USES				
530 OPERATING EXPENDITURES	7,055	9,085	9,855	770
USES Total	7,055	9,085	9,855	770
CHANGE IN FUND	389	2,450	2,600	150
399 FUND BALANCE		(2,450)	(2,600)	(150)
16021 MSBU MYRTLE (LM/AWC) Total	389	-	-	-
16023 LAKE SPRING WOOD (LM/AWC)				
SOURCES				
320 PERMITS FEES & SPECIAL ASSMTS		(6,050)	(5,185)	865
360 MISCELLANEOUS REVENUES				-
SOURCES Total		(6,050)	(5,185)	865
USES				
530 OPERATING EXPENDITURES		23,480	25,160	1,680
USES Total		23,480	25,160	1,680
CHANGE IN FUND		17,430	19,975	2,545
399 FUND BALANCE		(17,430)	(19,975)	(2,545)
16023 LAKE SPRING WOOD (LM/AWC) Total		-	-	-
16023 LAKE SPRING WOOD (LM/AWC)				
SOURCES				
320 PERMITS FEES & SPECIAL ASSMTS	(6,749)			-
360 MISCELLANEOUS REVENUES	(55)			-
SOURCES Total	(6,804)			-
USES				
530 OPERATING EXPENDITURES	1,917			-
USES Total	1,917			-
CHANGE IN FUND	(4,887)			-
16023 LAKE SPRING WOOD (LM/AWC) Total	(4,887)			-
16024 MSBU LAKE OF THE WOODS (LM/AWC)				
SOURCES				
320 PERMITS FEES & SPECIAL ASSMTS	(21,788)	(20,350)	(19,080)	1,270
360 MISCELLANEOUS REVENUES	(149)	(25)	(25)	-
SOURCES Total	(21,936)	(20,375)	(19,105)	1,270
USES				
530 OPERATING EXPENDITURES	2,998	70,875	82,155	11,280
USES Total	2,998	70,875	82,155	11,280
CHANGE IN FUND	(18,939)	50,500	63,050	12,550
399 FUND BALANCE		(50,500)	(63,050)	(12,550)
16024 MSBU LAKE OF THE WOODS (LM/AWC) Total	(18,939)	-	-	-

BUDGET COMPARISON BY FUND

SOURCE/USE - ACCOUNT MAJOR	FY 2014/15 ACTUALS	FY 2015/16 ADOPTED BUDGET	FY 2016/17 ADOPTED BUDGET	BUDGET VARIANCE
16025 MSBU MIRROR (LM/AWC)				
SOURCES				
320 PERMITS FEES & SPECIAL ASSMTS	(12,759)	(11,405)	(10,365)	1,040
360 MISCELLANEOUS REVENUES	(111)	(20)	(20)	-
SOURCES Total	(12,869)	(11,425)	(10,385)	1,040
USES				
530 OPERATING EXPENDITURES	4,768	47,425	52,295	4,870
USES Total	4,768	47,425	52,295	4,870
CHANGE IN FUND	(8,101)	36,000	41,910	5,910
399 FUND BALANCE		(36,000)	(41,910)	(5,910)
16025 MSBU MIRROR (LM/AWC) Total	(8,101)	-	-	-
16026 MSBU SPRING (LM/AWC)				
SOURCES				
320 PERMITS FEES & SPECIAL ASSMTS	(27,371)	(27,360)	(27,000)	360
360 MISCELLANEOUS REVENUES	(385)	(150)	(150)	-
SOURCES Total	(27,756)	(27,510)	(27,150)	360
USES				
530 OPERATING EXPENDITURES	5,872	118,385	177,150	58,765
USES Total	5,872	118,385	177,150	58,765
CHANGE IN FUND	(21,884)	90,875	150,000	59,125
399 FUND BALANCE		(90,875)	(150,000)	(59,125)
16026 MSBU SPRING (LM/AWC) Total	(21,884)	-	-	-
16027 MSBU SPRINGWOOD WTRWY (LM/AWC)				
SOURCES				
320 PERMITS FEES & SPECIAL ASSMTS	(11,040)	(8,735)	(6,240)	2,495
360 MISCELLANEOUS REVENUES	(114)	(25)	(25)	-
SOURCES Total	(11,153)	(8,760)	(6,265)	2,495
USES				
530 OPERATING EXPENDITURES	2,669	46,245	49,290	3,045
USES Total	2,669	46,245	49,290	3,045
CHANGE IN FUND	(8,484)	37,485	43,025	5,540
399 FUND BALANCE		(37,485)	(43,025)	(5,540)
16027 MSBU SPRINGWOOD WTRWY (LM/AWC) Total	(8,484)	-	-	-

BUDGET COMPARISON BY FUND

SOURCE/USE - ACCOUNT MAJOR	FY 2014/15 ACTUALS	FY 2015/16 ADOPTED BUDGET	FY 2016/17 ADOPTED BUDGET	BUDGET VARIANCE
16028 MSBU BURKETT (LM/AWC)				
SOURCES				
320 PERMITS FEES & SPECIAL ASSMTS	(13,771)	(10,360)	(9,200)	1,160
360 MISCELLANEOUS REVENUES	(94)	(25)	(25)	-
SOURCES Total	(13,866)	(10,385)	(9,225)	1,160
USES				
530 OPERATING EXPENDITURES	5,033	39,985	48,440	8,455
USES Total	5,033	39,985	48,440	8,455
CHANGE IN FUND	(8,833)	29,600	39,215	9,615
399 FUND BALANCE		(29,600)	(39,215)	(9,615)
16028 MSBU BURKETT (LM/AWC) Total	(8,833)	-	-	-
16030 MSBU SWEETWATER COVE (LM/AWC)				
SOURCES				
320 PERMITS FEES & SPECIAL ASSMTS	(33,520)	(33,450)	(33,440)	10
360 MISCELLANEOUS REVENUES	(60)	(100)	(100)	-
SOURCES Total	(33,579)	(33,550)	(33,540)	10
USES				
530 OPERATING EXPENDITURES	21,791	34,260	45,540	11,280
USES Total	21,791	34,260	45,540	11,280
CHANGE IN FUND	(11,788)	710	12,000	11,290
399 FUND BALANCE		(710)	(12,000)	(11,290)
16030 MSBU SWEETWATER COVE (LM/AWC) Total	(11,788)	-	-	-
16035 MSBU BUTTONWOOD POND (LM/AWC)				
SOURCES				
320 PERMITS FEES & SPECIAL ASSMTS	(3,571)	(3,565)	(3,560)	5
360 MISCELLANEOUS REVENUES	(9)	(10)	(10)	-
380 OTHER SOURCES	(1,000)			-
SOURCES Total	(4,580)	(3,575)	(3,570)	5
USES				
530 OPERATING EXPENDITURES	2,800	4,040	5,470	1,430
USES Total	2,800	4,040	5,470	1,430
CHANGE IN FUND	(1,780)	465	1,900	1,435
399 FUND BALANCE		(465)	(1,900)	(1,435)
16035 MSBU BUTTONWOOD POND (LM/AWC) Total	(1,780)	-	-	-

BUDGET COMPARISON BY FUND

SOURCE/USE - ACCOUNT MAJOR	FY 2014/15 ACTUALS	FY 2015/16 ADOPTED BUDGET	FY 2016/17 ADOPTED BUDGET	BUDGET VARIANCE
16036 MSBU HOWELL LAKE (LM/AWC)				
SOURCES				
320 PERMITS FEES & SPECIAL ASSMTS		(122,885)	(121,575)	1,310
330 INTERGOVERNMENTAL REVENUE	(761)			-
360 MISCELLANEOUS REVENUES	(50,044)	(10)	(25)	(15)
380 OTHER SOURCES	(110,000)			-
SOURCES Total	(160,804)	(122,895)	(121,600)	1,295
USES				
530 OPERATING EXPENDITURES	137,555	123,395	169,400	46,005
590 INTERFUND TRANSFERS OUT			36,950	36,950
USES Total	137,555	123,395	206,350	82,955
CHANGE IN FUND	(23,249)	500	84,750	84,250
399 FUND BALANCE		(500)	(84,750)	(84,250)
16036 MSBU HOWELL LAKE (LM/AWC) Total	(23,249)	-	-	-
21200 GENERAL REVENUE DEBT				
SOURCES				
360 MISCELLANEOUS REVENUES	(1,301)			-
380 OTHER SOURCES	(1,536,348)	(1,537,744)	(1,539,446)	(1,702)
SOURCES Total	(1,537,649)	(1,537,744)	(1,539,446)	(1,702)
USES				
570 DEBT SERVICE	1,536,348	1,537,744	1,539,446	1,702
USES Total	1,536,348	1,537,744	1,539,446	1,702
CHANGE IN FUND	(1,300)	-	-	-
21200 GENERAL REVENUE DEBT Total	(1,300)	-	-	-
21235 GENERAL REVENUE DEBT - 2014				
SOURCES				
360 MISCELLANEOUS REVENUES	(466)			-
380 OTHER SOURCES	(1,745,213)	(1,641,200)	(1,640,600)	600
SOURCES Total	(1,745,679)	(1,641,200)	(1,640,600)	600
USES				
530 OPERATING EXPENDITURES		-		-
570 DEBT SERVICE	1,641,000	1,641,200	1,640,600	(600)
USES Total	1,641,000	1,641,200	1,640,600	(600)
CHANGE IN FUND	(104,679)	-	-	-
21235 GENERAL REVENUE DEBT - 2014 Total	(104,679)	-	-	-

BUDGET COMPARISON BY FUND

SOURCE/USE - ACCOUNT MAJOR	FY 2014/15 ACTUALS	FY 2015/16 ADOPTED BUDGET	FY 2016/17 ADOPTED BUDGET	BUDGET VARIANCE
21300 COUNTY SHARED REVENUE DEBT				
SOURCES				
360 MISCELLANEOUS REVENUES	(1,319)			-
380 OTHER SOURCES	(1,745,079)	(1,746,171)	(1,741,606)	4,565
SOURCES Total	(1,746,398)	(1,746,171)	(1,741,606)	4,565
USES				
530 OPERATING EXPENDITURES		-		-
570 DEBT SERVICE	1,745,079	1,746,171	1,741,606	(4,565)
USES Total	1,745,079	1,746,171	1,741,606	(4,565)
CHANGE IN FUND	(1,319)	-	-	-
21300 COUNTY SHARED REVENUE DEBT Total	(1,319)	-	-	-
22500 SALES TAX BONDS				
SOURCES				
360 MISCELLANEOUS REVENUES	(1,903)			-
380 OTHER SOURCES	(35,194,174)	(4,990,900)	(4,987,275)	3,625
SOURCES Total	(35,196,077)	(4,990,900)	(4,987,275)	3,625
USES				
570 DEBT SERVICE	5,295,515	4,990,900	4,987,275	(3,625)
590 INTERFUND TRANSFERS OUT	29,664,797			-
USES Total	34,960,311	4,990,900	4,987,275	(3,625)
CHANGE IN FUND	(235,766)	-	-	-
22500 SALES TAX BONDS Total	(235,766)	-	-	-
30600 INFRASTRUCTURE IMP OP FUND				
SOURCES				
360 MISCELLANEOUS REVENUES	(5,890)			-
380 OTHER SOURCES			(150,000)	(150,000)
SOURCES Total	(5,890)		(150,000)	(150,000)
USES				
540 INTERNAL SERVICE CHARGES		18,614		(18,614)
560 CAPITAL OUTLAY	1,091,681	-	150,000	150,000
USES Total	1,091,681	18,614	150,000	131,386
CHANGE IN FUND	1,085,791	18,614	-	(18,614)
599 RESERVES		702,585		(702,585)
399 FUND BALANCE		(721,199)		721,199
30600 INFRASTRUCTURE IMP OP FUND Total	1,085,791	-	-	-

BUDGET COMPARISON BY FUND

SOURCE/USE - ACCOUNT MAJOR	FY 2014/15 ACTUALS	FY 2015/16 ADOPTED BUDGET	FY 2016/17 ADOPTED BUDGET	BUDGET VARIANCE
30700 SPORTS COMPLEX/SOLDIERS CREEK				
SOURCES				
360 MISCELLANEOUS REVENUES	(68,376)			-
SOURCES Total	(68,376)			-
USES				
510 PERSONNEL SERVICES	20	101,080	53,241	(47,839)
560 CAPITAL OUTLAY	7,610,020	-		-
590 INTERFUND TRANSFERS OUT	150,213			-
USES Total	7,760,253	101,080	53,241	(47,839)
CHANGE IN FUND				
599 RESERVES		104,055	15,136	(88,919)
399 FUND BALANCE		(205,135)	(68,377)	136,758
30700 SPORTS COMPLEX/SOLDIERS CREEK Total	7,691,876	-	-	-
32000 JAIL PROJECT/2005				
SOURCES				
360 MISCELLANEOUS REVENUES	(617)			-
SOURCES Total	(617)			-
USES				
560 CAPITAL OUTLAY	524,609			-
USES Total	524,609	-		-
CHANGE IN FUND				
32000 JAIL PROJECT/2005 Total	523,992	-		-
32100 NATURAL LANDS/TRAILS				
SOURCES				
360 MISCELLANEOUS REVENUES	(48,208)	(8,500)		8,500
SOURCES Total	(48,208)	(8,500)		8,500
USES				
510 PERSONNEL SERVICES			53,241	53,241
530 OPERATING EXPENDITURES	10,871	10,000	10,000	-
540 INTERNAL SERVICE CHARGES		40,975		(40,975)
560 CAPITAL OUTLAY	878,118	-	656,900	656,900
USES Total	888,990	50,975	720,141	669,166
CHANGE IN FUND				
599 RESERVES		1,955,290	1,253,485	(701,805)
399 FUND BALANCE		(1,997,765)	(1,973,626)	24,139
32100 NATURAL LANDS/TRAILS Total	840,781	-	-	-
32200 COURTHOUSE PROJECTS FUND				
SOURCES				
360 MISCELLANEOUS REVENUES	(1,221)			-
SOURCES Total	(1,221)			-
CHANGE IN FUND				
599 RESERVES		404,178		(404,178)
399 FUND BALANCE		(404,178)		404,178
32200 COURTHOUSE PROJECTS FUND Total	(1,221)	-		-

BUDGET COMPARISON BY FUND

SOURCE/USE - ACCOUNT MAJOR	FY 2014/15 ACTUALS	FY 2015/16 ADOPTED BUDGET	FY 2016/17 ADOPTED BUDGET	BUDGET VARIANCE
40100 WATER AND SEWER FUND *				
SOURCES				
330 INTERGOVERNMENTAL REVENUE	(1,477,289)	(1,198,972)	(1,294,005)	(95,033)
340 CHARGES FOR SERVICES	(53,074,002)	(54,074,771)	(56,751,051)	(2,676,280)
360 MISCELLANEOUS REVENUES	(3,911,321)	(575,710)	(533,153)	42,557
380 OTHER SOURCES		(3,566,322)	(1,598,227)	1,968,095
SOURCES Total	(58,462,612)	(59,415,775)	(60,176,436)	(760,661)
USES				
510 PERSONNEL SERVICES	7,843,302	8,099,490	8,648,229	548,739
530 OPERATING EXPENDITURES	30,469,698	14,599,349	15,406,335	806,986
540 INTERNAL SERVICE CHARGES	4,874,674	3,831,875	3,530,599	(301,276)
560 CAPITAL OUTLAY	1,819,972	2,600,589	3,317,921	717,332
570 DEBT SERVICE	1,168,906	17,943,191	17,943,191	-
590 INTERFUND TRANSFERS OUT	9,099,115	8,783,681	15,604,560	6,820,879
USES Total	55,275,667	55,858,175	64,450,835	8,592,660
CHANGE IN FUND	(3,186,945)	(3,557,600)	4,274,399	7,831,999
599 RESERVES		23,719,718	24,473,905	754,187
399 FUND BALANCE		(20,162,118)	(28,748,304)	(8,586,186)
40100 WATER AND SEWER FUND Total	(3,186,945)	0	0	0
40102 CONNECTION FEES-WATER				
SOURCES				
360 MISCELLANEOUS REVENUES	(668,903)	(633,030)	(638,415)	(5,385)
SOURCES Total	(668,903)	(633,030)	(638,415)	(5,385)
USES				
540 INTERNAL SERVICE CHARGES		25,000		(25,000)
560 CAPITAL OUTLAY	242,205	-		-
570 DEBT SERVICE	162,457			-
590 INTERFUND TRANSFERS OUT		603,973	612,927	8,954
USES Total	404,662	628,973	612,927	(16,046)
CHANGE IN FUND	(264,241)	(4,057)	(25,488)	(21,431)
599 RESERVES		10,318	161,378	151,060
399 FUND BALANCE		(6,261)	(135,890)	(129,629)
40102 CONNECTION FEES-WATER Total	(264,241)	-	-	-
40103 CONNECTION FEES-SEWER				
SOURCES				
360 MISCELLANEOUS REVENUES	(1,630,991)	(1,625,089)	(1,028,702)	596,387
SOURCES Total	(1,630,991)	(1,625,089)	(1,028,702)	596,387
USES				
540 INTERNAL SERVICE CHARGES	2,229	40,000		(40,000)
560 CAPITAL OUTLAY	190,335	-		-
570 DEBT SERVICE	247,647			-
590 INTERFUND TRANSFERS OUT		2,956,709	985,300	(1,971,409)
USES Total	440,211	2,996,709	985,300	(2,011,409)
CHANGE IN FUND	(1,190,780)	1,371,620	(43,402)	(1,415,022)
599 RESERVES		490,545	841,513	350,968
399 FUND BALANCE		(1,862,165)	(798,111)	1,064,054
40103 CONNECTION FEES-SEWER Total	(1,190,780)	-	-	-

*Water and Sewer rates are updated on an annual basis to maintain appropriate fund balance levels.

BUDGET COMPARISON BY FUND

SOURCE/USE - ACCOUNT MAJOR	FY 2014/15 ACTUALS	FY 2015/16 ADOPTED BUDGET	FY 2016/17 ADOPTED BUDGET	BUDGET VARIANCE
40105 WATER & SEWER BONDS, SERIES 20				
SOURCES				
360 MISCELLANEOUS REVENUES	(10,612)	(345)	(118)	227
SOURCES Total	(10,612)	(345)	(118)	227
USES				
560 CAPITAL OUTLAY	2,500,541	-	-	-
USES Total	2,500,541	-	-	-
CHANGE IN FUND	2,489,929	(345)	(118)	227
599 RESERVES	-	345	8,538	8,193
399 FUND BALANCE	-	-	(8,420)	(8,420)
40105 WATER & SEWER BONDS, SERIES 20 Total	2,489,929	-	-	-
40106 2010 BOND SERIES				
SOURCES				
360 MISCELLANEOUS REVENUES	(5,394)	(841)	(8)	833
SOURCES Total	(5,394)	(841)	(8)	833
USES				
560 CAPITAL OUTLAY	3,012,004	-	-	-
USES Total	3,012,004	-	-	-
CHANGE IN FUND	3,006,610	(841)	(8)	833
599 RESERVES	-	841	2,540	1,699
399 FUND BALANCE	-	-	(2,532)	(2,532)
40106 2010 BOND SERIES Total	3,006,610	-	-	-
40107 WATER & SEWER DEBT SERVICE RES				
CHANGE IN FUND				
599 RESERVES	-	18,118,726	18,118,726	-
399 FUND BALANCE	-	(18,118,726)	(18,118,726)	-
40107 WATER & SEWER DEBT SERVICE RES Total	-	-	-	-
40108 WATER & SEWER CAPITAL IMPROVEM				
SOURCES				
360 MISCELLANEOUS REVENUES	(132,704)	(424,707)	(479,209)	(54,502)
380 OTHER SOURCES	(9,099,115)	(8,783,681)	(15,604,560)	(6,820,879)
SOURCES Total	(9,231,819)	(9,208,388)	(16,083,769)	(6,875,381)
USES				
530 OPERATING EXPENDITURES	-	235,000	4,687,000	4,452,000
540 INTERNAL SERVICE CHARGES	-	112,951	-	(112,951)
560 CAPITAL OUTLAY	5,997,117	12,855,400	17,257,502	4,402,102
USES Total	5,997,117	13,203,351	21,944,502	8,741,151
CHANGE IN FUND	(3,234,703)	3,994,963	5,860,733	1,865,770
599 RESERVES	-	5,286,017	19,268,121	13,982,104
399 FUND BALANCE	-	(9,280,980)	(25,128,854)	(15,847,874)
40108 WATER & SEWER CAPITAL IMPROVEM Total	(3,234,703)	-	-	0

BUDGET COMPARISON BY FUND

SOURCE/USE - ACCOUNT MAJOR	FY 2014/15 ACTUALS	FY 2015/16 ADOPTED BUDGET	FY 2016/17 ADOPTED BUDGET	BUDGET VARIANCE
40115 WATER & SEWER BOND SER 2015A&B				
USES				
540 INTERNAL SERVICE CHARGES	(558,455)			-
USES Total	(558,455)			-
CHANGE IN FUND	(558,455)			-
40115 WATER & SEWER BOND SER 2015A&B Total	(558,455)			-
40201 SOLID WASTE FUND				
SOURCES				
340 CHARGES FOR SERVICES	(12,576,810)	(12,800,262)	(13,640,852)	(840,590)
360 MISCELLANEOUS REVENUES	(493,526)	(424,390)	(349,726)	74,664
380 OTHER SOURCES		(2,760)	(300,000)	(297,240)
SOURCES Total	(13,070,337)	(13,227,412)	(14,290,578)	(1,063,166)
USES				
510 PERSONNEL SERVICES	3,855,130	4,007,505	4,343,006	335,501
530 OPERATING EXPENDITURES	3,652,754	2,159,450	2,227,185	67,735
540 INTERNAL SERVICE CHARGES	3,242,124	3,046,401	2,984,196	(62,205)
560 CAPITAL OUTLAY	2,031,171	3,464,988	3,549,891	84,903
580 GRANTS & AIDS	75,000			-
590 INTERFUND TRANSFERS OUT	3,250,000	554,550	613,622	59,072
USES Total	16,106,179	13,232,893	13,717,900	485,006
CHANGE IN FUND	3,035,842	5,481	(572,678)	(578,160)
599 RESERVES		29,061,422	24,805,242	(4,256,180)
399 FUND BALANCE		(29,066,903)	(24,232,564)	4,834,339
40201 SOLID WASTE FUND Total	3,035,842	0	(0)	(0)
40204 LANDFILL MANAGEMENT ESCROW				
SOURCES				
360 MISCELLANEOUS REVENUES	(45,029)	(41,957)	(56,301)	(14,344)
380 OTHER SOURCES		(554,550)	(613,622)	(59,072)
SOURCES Total	(45,029)	(596,507)	(669,923)	(73,416)
CHANGE IN FUND	(45,029)	(596,507)	(669,923)	(73,416)
599 RESERVES		18,838,807	19,436,909	598,102
399 FUND BALANCE		(18,242,300)	(18,766,986)	(524,686)
40204 LANDFILL MANAGEMENT ESCROW Total	(45,029)	-	-	-

BUDGET COMPARISON BY FUND

SOURCE/USE - ACCOUNT MAJOR	FY 2014/15 ACTUALS	FY 2015/16 ADOPTED BUDGET	FY 2016/17 ADOPTED BUDGET	BUDGET VARIANCE
50100 PROPERTY/CASUALTY INSURANCE FU				
SOURCES				
340 CHARGES FOR SERVICES	(1,968,142)	(2,292,820)	(2,292,820)	-
360 MISCELLANEOUS REVENUES	(3,591)	(15,000)	(15,000)	-
SOURCES Total	(1,971,733)	(2,307,820)	(2,307,820)	-
USES				
510 PERSONNEL SERVICES	142,048	168,264	152,028	(16,236)
530 OPERATING EXPENDITURES	1,822,238	2,201,070	2,199,115	(1,955)
540 INTERNAL SERVICE CHARGES	53,958	86,614	43,841	(42,773)
USES Total	2,018,243	2,455,948	2,394,984	(60,964)
CHANGE IN FUND	46,510	148,128	87,164	(60,964)
599 RESERVES		5,356,686	5,417,650	60,964
399 FUND BALANCE		(5,504,814)	(5,504,814)	-
50100 PROPERTY/CASUALTY INSURANCE FU Total	46,510	-	(0)	(0)
50200 WORKERS COMPENSATION FUND				
SOURCES				
340 CHARGES FOR SERVICES	(1,373,386)	(2,003,000)	(2,003,000)	-
360 MISCELLANEOUS REVENUES	(203,136)	(30,000)	(30,000)	-
SOURCES Total	(1,576,522)	(2,033,000)	(2,033,000)	-
USES				
510 PERSONNEL SERVICES	135,104	142,403	145,053	2,650
530 OPERATING EXPENDITURES	864,464	1,829,725	1,829,725	-
540 INTERNAL SERVICE CHARGES	34,187	62,015	21,004	(41,011)
USES Total	1,033,754	2,034,143	1,995,782	(38,361)
CHANGE IN FUND	(542,768)	1,143	(37,218)	(38,361)
599 RESERVES		4,981,382	5,213,107	231,725
399 FUND BALANCE		(4,982,525)	(5,175,889)	(193,364)
50200 WORKERS COMPENSATION FUND Total	(542,768)	-	(0)	(0)
50300 HEALTH INSURANCE FUND				
SOURCES				
340 CHARGES FOR SERVICES	(17,797,007)	(19,607,904)	(20,236,567)	(628,663)
360 MISCELLANEOUS REVENUES	(318,333)	(260,000)	(260,000)	-
380 OTHER SOURCES				-
SOURCES Total	(18,115,339)	(19,867,904)	(20,496,567)	(628,663)
USES				
510 PERSONNEL SERVICES	85,056	102,170	171,328	69,158
530 OPERATING EXPENDITURES	16,943,050	19,385,641	19,488,920	103,279
540 INTERNAL SERVICE CHARGES	220,801	566,272	185,046	(381,227)
590 INTERFUND TRANSFERS OUT		32,400		(32,400)
USES Total	17,248,907	20,086,484	19,845,294	(241,190)
CHANGE IN FUND	(866,433)	218,580	(651,273)	(869,853)
599 RESERVES		3,856,420	4,846,741	990,321
399 FUND BALANCE		(4,075,000)	(4,195,468)	(120,468)
50300 HEALTH INSURANCE FUND Total	(866,433)	(0)	(0)	(0)

BUDGET COMPARISON BY FUND

SOURCE/USE - ACCOUNT MAJOR	FY 2014/15 ACTUALS	FY 2015/16 ADOPTED BUDGET	FY 2016/17 ADOPTED BUDGET	BUDGET VARIANCE
60301 BOCC AGENCY FUND				
SOURCES				
360 MISCELLANEOUS REVENUES	(6,235)			-
SOURCES Total	(6,235)			-
USES				
530 OPERATING EXPENDITURES	1,223	-		-
USES Total	1,223	-		-
CHANGE IN FUND	(5,012)	-		-
60301 BOCC AGENCY FUND Total	(5,012)	-		-
60302 PUBLIC SAFETY				
SOURCES				
360 MISCELLANEOUS REVENUES	(956)			-
SOURCES Total	(956)			-
USES				
580 GRANTS & AIDS	2,789	4,797		(4,797)
USES Total	2,789	4,797		(4,797)
CHANGE IN FUND	1,833	4,797		(4,797)
399 FUND BALANCE		(4,797)		4,797
60302 PUBLIC SAFETY Total	1,833	-		-
60303 LIBRARIES-DESIGNATED				
SOURCES				
360 MISCELLANEOUS REVENUES	(77,270)	(25,000)	(24,000)	1,000
SOURCES Total	(77,270)	(25,000)	(24,000)	1,000
USES				
530 OPERATING EXPENDITURES	69,015	25,000	23,000	(2,000)
560 CAPITAL OUTLAY	21,180	-	26,000	26,000
USES Total	90,195	25,000	49,000	24,000
CHANGE IN FUND	12,925	-	25,000	25,000
399 FUND BALANCE		-	(25,000)	(25,000)
60303 LIBRARIES-DESIGNATED Total	12,925	-	-	-
60304 ANIMAL CONTROL				
SOURCES				
360 MISCELLANEOUS REVENUES	(22,364)	(20,000)	(20,000)	-
SOURCES Total	(22,364)	(20,000)	(20,000)	-
USES				
530 OPERATING EXPENDITURES	17,526	20,000	20,000	-
USES Total	17,526	20,000	20,000	-
CHANGE IN FUND	(4,838)	-	-	-
60304 ANIMAL CONTROL Total	(4,838)	-	-	-

BUDGET COMPARISON BY FUND

SOURCE/USE - ACCOUNT MAJOR	FY 2014/15 ACTUALS	FY 2015/16 ADOPTED BUDGET	FY 2016/17 ADOPTED BUDGET	BUDGET VARIANCE
60305 HISTORICAL COMMISSION				
SOURCES				
360 MISCELLANEOUS REVENUES	(68)			-
SOURCES Total	(68)			-
USES				
530 OPERATING EXPENDITURES	1,500	21,124	22,431	1,307
USES Total	1,500	21,124	22,431	1,307
CHANGE IN FUND	1,432	21,124	22,431	1,307
399 FUND BALANCE		(21,124)	(22,431)	(1,307)
60305 HISTORICAL COMMISSION Total	1,432	-	-	-
60307 4-H COUNSEL COOP EXTENSION				
SOURCES				
360 MISCELLANEOUS REVENUES	(31,761)			-
SOURCES Total	(31,761)			-
USES				
530 OPERATING EXPENDITURES	41,851			-
560 CAPITAL OUTLAY	2,110			-
580 GRANTS & AIDS	3,030			-
USES Total	46,991			-
CHANGE IN FUND	15,230			-
60307 4-H COUNSEL COOP EXTENSION Total	15,230			-
60308 ADULT DRUG COURT				
SOURCES				
350 JUDGEMENTS FINES & FORFEITS	(39,188)			-
360 MISCELLANEOUS REVENUES	(297)			-
SOURCES Total	(39,485)			-
USES				
530 OPERATING EXPENDITURES	5,400			-
USES Total	5,400			-
CHANGE IN FUND	(34,084)			-
60308 ADULT DRUG COURT Total	(34,084)			-
60310 EXTENSION SERVICE PROGRAMS				
SOURCES				
360 MISCELLANEOUS REVENUES	(11,593)			-
SOURCES Total	(11,593)			-
USES				
530 OPERATING EXPENDITURES	16,962			-
540 INTERNAL SERVICE CHARGES	602			-
560 CAPITAL OUTLAY	6,330			-
USES Total	23,894			-
CHANGE IN FUND	12,301			-
60310 EXTENSION SERVICE PROGRAMS Total	12,301			-

BUDGET COMPARISON BY FUND

SOURCE/USE - ACCOUNT MAJOR	FY 2014/15 ACTUALS	FY 2015/16 ADOPTED BUDGET	FY 2016/17 ADOPTED BUDGET	BUDGET VARIANCE
60311 SEM CO EXPRESSWAY AUTHORITY				
SOURCES				
360 MISCELLANEOUS REVENUES	(114)			-
SOURCES Total	(114)			-
USES				
590 INTERFUND TRANSFERS OUT	38,280			-
USES Total	38,280			-
CHANGE IN FUND	38,166			-
60311 SEM CO EXPRESSWAY AUTHORITY Total	38,166			-
Grand Total	1,523,593	(0)	(0)	(0)

GENERAL FUND BUDGET

GENERAL FUND ADJUSTMENT SUMMARY

The current budget process began with a \$1.5M budget deficit from FY 2015/16. With \$9.7M in revenue increases, \$2M of CRA payment reductions, and continued fiscal responsibility, the Seminole County FY 2016/17 adopted General Fund budget is balanced without the use of reserves for the first time since FY 2006/07.

The report below provides more detail for all of the General Fund budget adjustments.

STRUCTURAL ANALYSIS

REVENUE ADJUSTMENTS	FY16 ADOPTED	FY17 ADOPTED	VARIANCE	%
AD VALOREM	\$ (127,147,465)	\$ (134,130,948)	\$ (6,983,483)	5.5%
STATE REVENUE SHARING	(9,444,750)	(10,063,000)	(618,250)	6.5%
HALF-CENT STATE SALES TAX	(24,675,000)	(25,132,000)	(457,000)	1.9%
COMMUNICATION SERVICE TAX	(7,100,000)	(6,800,000)	300,000	-4.2%
ACTIVE PARK REVENUES	(32,000)	(32,000)	-	0.0%
043815 - RED BUG LAKE PARK	(460,000)	(435,000)	25,000	-5.4%
043817 - SYLVAN LAKE PARK	(114,316)	(205,000)	(90,684)	79.3%
043818 - SOLDIERS CREEK	(70,000)	(206,747)	(136,747)	195.4%
043820 - SPORTS COMPLEX	(700,000)	(958,031)	(258,031)	36.9%
043816 - SANLANDO PARK	(500,000)	(333,000)	167,000	-33.4%
043836 - SEM COUNTY SOFTBALL COMPLEX		(250,000)	(250,000)	
SCSO SCHOOL BOARD CONTRACT REIMB.(RESOURCE DEPUTY PROGRAM)	(934,367)	(1,600,603)	(666,236)	71.3%
OTHER REVENUES	(20,234,352)	(20,615,019)	(380,667)	1.9%
CONSTITUTIONAL OFFICERS EXCESS FEES	(4,900,000)	(5,300,000)	(400,000)	8.2%
REVENUE ADJUSTMENT SUBTOTAL	\$ (196,312,250)	\$ (206,061,348)	\$ (9,749,098)	5.0%

NON BCC EXPENDITURE ADJUSTMENTS	FY16 ADOPTED	FY17 ADOPTED	VARIANCE	%
CLERK OF THE COURT	\$ 2,822,300	\$ 2,735,899	\$ (86,401)	-3.1%
SHERIFF'S OFFICE	107,583,000	111,791,000	4,208,000	3.9%
SHERIFF OFFICE SCHOOL RESOURCE DEPUTY PROGRAM		1,196,236	1,196,236	
PROPERTY APPRAISER	4,884,109	4,932,293	48,184	1.0%
SUPERVISOR OF ELECTIONS	2,823,883	2,559,895	(263,988)	-9.3%
*P.A.Y. (PROSECUTION ALTERNATIVES FOR YOUTHS)		527,995	527,995	
*PROBATION		2,165,506	2,165,506	
TAX COLLECTOR	6,690,000	6,991,050	301,050	4.5%
NON BCC EXPENDITURE ADJUSTMENT SUBTOTAL	\$ 124,803,292	\$ 132,899,874	\$ 8,096,582	6.5%

BCC PROGRAM EXPENDITURE ADJUSTMENTS	FY16 ADOPTED	FY17 ADOPTED	VARIANCE	%
PERSONNEL SERVICES				
PERSONNEL SERVICES (13 NEW FTE's, EXCLUDES LAPSE)		\$ 656,019	\$ 656,019	
*TRANSFER OF PAY & PROBATION TO THE SCSO (-32 FTEs)		(2,215,005)	(2,215,005)	
INCREASE TO OPEN LIBRARIES 7 DAYS PER WEEK (6 FTEs)		204,394	204,394	
OTHER NET PERSONNEL SERVICES ADJUSTMENTS	33,220,036	33,374,751	154,715	0.5%
PERSONNEL SERVICES ADJUSTMENT SUBTOTAL	\$ 33,220,036	\$ 32,020,159	\$ (1,199,877)	-3.6%
OPERATING				
TELECOMMUNICATIONS	\$ 1,513,727	\$ 1,701,915	\$ 188,188	12.4%
FACILITIES CUSTODIAL SERVICES-GENERAL	450,000	550,000	100,000	22.2%
FACILITIES HVAC CONTRACTED SERVICES	180,000	580,000	400,000	222.2%
FLEET FUEL	2,556,500	2,074,750	(481,750)	-18.8%
MEDICAL EXAMINER SERVICES	683,000	808,000	125,000	18.3%
INFO SVCS DESKSIDE SUPPORT (INCLUDES VITIL / HELP DESK)	1,219,702	1,355,757	136,055	11.2%
ONBASE	117,000	184,038	67,038	57.3%
ROADWAY MEDIAN MAINTENANCE	1,091,831	1,124,851	33,020	3.0%
COUNTYWIDE LANDSCAPE MAINTENAN	426,473	687,105	260,632	61.1%

GENERAL FUND ADJUSTMENT SUMMARY

BCC PROGRAM EXPENDITURE ADJUSTMENTS	FY16 ADOPTED	FY17 ADOPTED	VARIANCE	%
ACTIVE PARK OPERATING INCREASES				
043815 - RED BUG LAKE PARK	\$ 409,877	\$ 415,832	\$ 5,955	1.5%
043816 - SANLANDO PARK	548,680	293,472	(255,208)	-46.5%
043817 - SYLVAN LAKE PARK	256,826	239,402	(17,424)	-6.8%
043818 - SOLDIERS CREEK	88,166	79,296	(8,870)	-10.1%
043820 - SPORTS COMPLEX	168,556	409,174	240,618	142.8%
043836 - SEM COUNTY SOFTBALL COMPLEX		298,135	298,135	
OTHER NET OPERATING ADJUSTMENTS	19,272,337	18,894,621	(377,716)	-2.0%
OPERATING ADJUSTMENT SUBTOTAL	\$ 28,982,675	\$ 29,696,348	\$ 713,673	2.5%
CAPITAL				
00231102 - CLASS ESCOM SYSTEM MODULE		\$ 86,734	\$ 86,734	
00007090 - STRAY BLDG - FIRE SPRINKLERS		150,000	150,000	
00007120 - REPLACEMENT OF KENNEL DOORS		55,000	55,000	
00007121 - ANALOGUE TO DIGITAL CONVERSION		180,000	180,000	
00007108 - GIS CONSULTANT		30,000	30,000	
00234688 - JAMESTOWN PLAYGROUND		105,000	105,000	
SHERIFF - JAIL MAINTENANCE (COUNTY)	415,000	600,000	185,000	44.6%
OTHER NET CAPITAL ADJUSTMENTS	912,900	748,274	(164,626)	-18.0%
CAPITAL ADJUSTMENT SUBTOTAL	\$ 1,327,900	\$ 1,955,008	\$ 627,108	47.2%
GRANTS AND AIDS				
MANDATED COUNTY SERVICES (MEDICAID, INDIGENT CARE, ETC)	\$ 4,861,412	\$ 4,929,412	\$ 68,000	1.4%
INCREASE TO COMMUNITY SERVICE AGENCY FUNDING	679,040	941,500	262,460	38.7%
FY17 CRA REDUCTION	4,056,437	2,030,125	(2,026,312)	-50.0%
OTHER NET GRANTS AND AIDS ADJUSTMENTS	1,316,352	1,055,811	(260,541)	-19.8%
GRANTS AND AIDS ADJUSTMENT SUBTOTAL	\$ 10,913,241	\$ 8,956,848	\$ (1,956,393)	-17.9%
TRANSFERS				
FACILITIES PLANNED WORK FUND		\$ 850,000	\$ 850,000	
FLEET REPLACEMENT FUND		289,531	289,531	
TECH REPLACEMENT FUND		202,126	202,126	
TRANSPORTATION TRUST	500,000		(500,000)	-100.0%
JGI / QTI	660,900	1,174,763	513,863	77.8%
OTHER NET GRANTS AND AIDS ADJUSTMENTS	13,011,183	13,321,461	310,278	2.4%
TRANSFERS ADJUSTMENT SUBTOTAL	\$ 14,172,083	\$ 15,837,881	\$ 1,665,798	11.8%
INTERNAL CHARGES				
CONTRA	\$ (28,168,284)	\$ (28,906,943)	\$ (738,659)	2.6%
BCC PROGRAM EXPENDITURE ADJUSTMENT SUBTOTAL	\$ 72,976,465	\$ 73,129,950	\$ 153,485	
EXPENDITURE ADJUSTMENT TOTAL	\$ 197,779,757	\$ 206,029,824	\$ 8,250,067	
STRUCTURAL BALANCE	\$ 1,467,507	\$ (31,524)	\$ (1,499,031)	

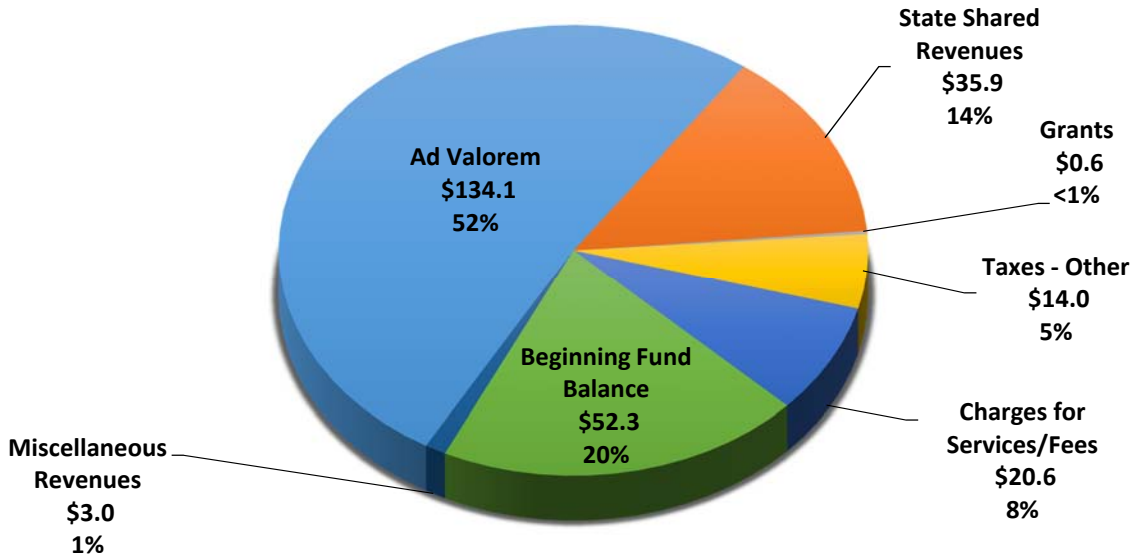
* P.A.Y. AND PROBATION WERE TRANSFERRED FROM THE COUNTY TO THE SHERRIFF'S OFFICE EFFECTIVE 10/1/2016 - IN ADDITION TO THE PERSONAL SERVICES BUDGET REDUCTIONS DETAILED ABOVE, \$478,496 IN NET EXPENDITURES WERE TRANSFERRED AND ARE INCLUDED AS A REDUCTION IN THE "OTHER NET ADJUSTMENTS" SECTION OF THEIR RESPECTIVE ACCOUNT CATEGORIES.

GENERAL FUND SOURCES OF FUNDS

The General Fund budget for Seminole County is supported by a variety of revenue sources. Detailed descriptions for each types of source are reflected on the next page. The first chart below identifies all funding sources in the General Fund, including Beginning Fund Balance. The second chart excludes Beginning Fund Balance, so the actual percentage of total revenues can be identified.

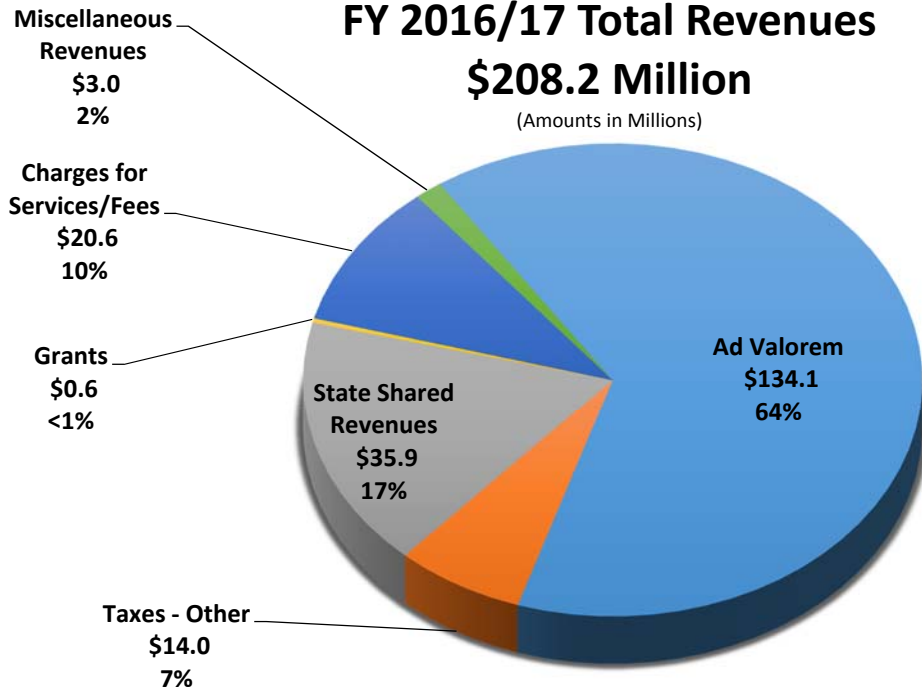
FY 2016/17 Total Sources \$260.5 Million

(Amounts in Millions)



FY 2016/17 Total Revenues \$208.2 Million

(Amounts in Millions)



GENERAL FUND SOURCES OF FUNDS

Recurring sources of funding:

Ad Valorem – A tax levied on the assessed value (net of any exemptions) of real and personal property. This is commonly referred to as a “property tax”.

Taxes - Other – Other locally levied taxes include utility taxes, communication service tax, and the local business tax.

State Shared Revenue - Revenues assessed and collected by the State of Florida, then allocated and returned to the Counties and Municipalities. The largest portion of State Shared Revenues is sales tax which funds the State Revenue Sharing Program.

The state shared Local Government Half-Cent Sales Tax Program is the largest shared revenue program approved by the Legislature. Ordinary distributions to local governments are funded by 8.814 percent of net sales tax proceeds derived from the State 6 cents sales tax. In addition to funding local programs, the primary purpose of the half-cent sales tax program is to provide relief from ad valorem and utility taxes.

Grants - A contribution of assets (usually cash) by one governmental unit or other organization to the County for a specified purpose.

Charges for Services/Fees –Charges for Services are charges for specific governmental services provided to both private individuals and governmental units (i.e., housing of federal prisoners, sheriff contracts, parks and recreation, court charges, etc.). Fees are charges set by the County to pay the cost of providing a service or facility or regulating an activity (i.e., zoning, addressing, etc.).

Miscellaneous Revenues – Other current year revenues not included in the categories listed above. These revenues include fines and forfeitures, interest received on investments held by the County, inmate telephone commissions, and other miscellaneous sources.

Other Sources:

Beginning Fund Balance – Estimated funds remaining from the previous fiscal year. These remaining funds are both unexpended appropriations and the previous year’s Reserves.

GENERAL FUND SUMMARY OF SOURCES

ACCOUNT MAJOR - OBJECT ACCOUNT	FY 2014/15 ACTUALS	FY 2015/16 ADOPTED BUDGET	FY 2016/17 ADOPTED BUDGET	BUDGET VARIANCE
310 TAXES				
311100 AD VALOREM-CURRENT	(120,346,911)	(126,947,465)	(133,940,948)	(6,993,483)
311200 AD VALOREM-DELINQUENT	(183,152)	(200,000)	(190,000)	10,000
314100 UTILITY TAX-ELECTRICITY	(5,089,295)	(5,100,000)	(5,200,000)	(100,000)
314300 UTILITY TAX-WATER	(1,205,891)	(1,250,000)	(1,250,000)	-
314400 UTILITY TAX-GAS	(8,160)	(150,000)	(135,000)	15,000
314700 UTILITY TAX-FUEL OIL	(285)	(500)	(300)	200
314800 UTILITY TAX-PROPANE	(224,350)	(100,000)	(100,000)	-
315100 COMMUNICATION SERVICE TAX	(7,081,620)	(7,100,000)	(6,800,000)	300,000
316100 PROF/OCCUPATION/LOCAL BUS TAX	(454,699)	(500,000)	(500,000)	-
310 TAXES Total	\$ (134,594,363)	\$ (141,347,965)	\$ (148,116,248)	\$ (6,768,283)
320 PERMITS FEES & SPECIAL ASSMTS				
329170 ARBOR PERMIT	(21,900)	(10,000)	(10,000)	-
329180 DREDGE/FILL PERMIT	(3,000)	(1,500)	(1,500)	-
329190 ABANDONED PROPERTY REGISTRATIO	(134,000)	(50,000)	(120,000)	(70,000)
320 PERMITS FEES & SPECIAL ASSMTS Total	\$ (158,900)	\$ (61,500)	\$ (131,500)	\$ (70,000)
330 INTERGOVERNMENTAL REVENUE				
331100 ELECTION GRANTS	(80,475)	-	-	-
331224 SHERIFF-FEDERAL GRANTS	(238,282)	-	-	-
331721 ERATE TELECOM DISCNT PROG	(7,212)	-	-	-
334221 SHERIFF-STATE GRANTS	(3,954,423)	-	-	-
334710 AID TO LIBRARIES	(211,538)	(200,000)	(128,318)	71,682
335120 STATE REVENUE SHARING	(9,278,792)	(9,444,750)	(10,063,000)	(618,250)
335130 INSURANCE AGENTS LICENSE	(133,518)	(135,000)	(135,000)	-
335140 MOBILE HOME LICENSES	(33,626)	(33,000)	(33,000)	-
335150 ALCOHOLIC BEVERAGE	(142,016)	(135,000)	(135,000)	-
335160 PARI-MUTUAL DISTRIBUTION	(446,500)	(446,500)	(446,500)	-
335180 HALF-CENT STATE SALES TAX	(23,709,815)	(24,675,000)	(25,132,000)	(457,000)
337300 NPDES CITIES	-	(24,000)	(24,000)	-
337900 LOCAL GRANTS & AIDS -LONG RG P	(54,195)	(40,000)	(40,000)	-
330 INTERGOVERNMENTAL REVENUE Total	\$ (38,290,392)	\$ (35,133,250)	\$ (36,136,818)	\$ (1,003,568)

GENERAL FUND SUMMARY OF SOURCES

ACCOUNT MAJOR - OBJECT ACCOUNT	FY 2014/15 ACTUALS	FY 2015/16 ADOPTED BUDGET	FY 2016/17 ADOPTED BUDGET	BUDGET VARIANCE
340 CHARGES FOR SERVICES				
341200 ZONING FEES	(456,197)	(325,000)	(350,000)	(25,000)
341320 SCHOOL ADMIN FEE	(121,757)	(115,000)	(120,000)	(5,000)
341359 ADMIN FEE - MSBU FUNDS	(1,800)	(11,300)	(11,300)	-
341520 SHERIFFS FEES	(512,959)	(531,500)	(531,500)	-
341910 ADDRESSING FEES	(10,190)	(15,000)	(15,000)	-
342100 REIMBURSEMENT - SHERIFF	(2,362,894)	(2,333,168)	(2,999,404)	(666,236)
342320 HOUSING OF PRISONERS	(2,205,396)	(2,817,500)	(2,817,500)	-
342330 INMATE FEES	(263,647)	(232,000)	(232,000)	-
342390 HOUSING OF PRISONER-OTHER	(45,113)	(45,000)	(45,000)	-
342430 EMERGENCY MGMT	(3,338)	(5,000)	(5,000)	-
342530 SHERIFF - IRON BRIDGE	(216,000)	(216,000)	(217,600)	(1,600)
342560 ENGINEERING		(300,000)	(300,000)	-
342910 INMPOUND/IMMOBILIZATION	(14,500)	(15,000)	(15,000)	-
342920 SUPERVISOR - PAY	(28,350)	(20,000)	(25,000)	(5,000)
343901 TOWER COMM FEES	(136,688)	(70,000)	(136,000)	(66,000)
343902 FIBER WAN FEES	(14,800)	(21,950)	(15,000)	6,950
343903 REBAND 800 MHZ	(388,712)			-
343904 SVC CHGS-OTH PHYSICAL ENVIRON	(43,795)	(53,000)	(53,000)	-
346400 ANIMAL CONTROL	(216,458)	(210,000)	(210,000)	-
347200 PARKS AND REC RED BUG	(1,195,830)	(1,844,316)	(2,387,778)	(543,462)
347201 PASSIVE PARKS AND TRAILS	(33,602)	(30,000)	(30,000)	-
347301 MUSEUM FEES	(4,227)	(2,000)	(2,000)	-
348880 SUPERVISION - PROBATION	(604,351)	(600,000)	(650,000)	(50,000)
348921 COURT INNOVATIONS	(108,291)	(110,000)	(108,750)	1,250
348922 LEGAL AID	(108,291)	(110,000)	(108,750)	1,250
348923 LAW LIBRARY	(108,291)	(110,000)	(108,750)	1,250
348924 JUVENILE ALTERNATIVE PROGRAMS	(108,291)	(110,000)	(108,750)	1,250
348930 STATE COURT FACILITY SURCHARGE	(1,615,459)	(1,600,000)	(1,625,000)	(25,000)
348993 CRIME PREVENTION	(53,636)	(55,000)	(52,000)	3,000
349100 SERVICE CHARGE-AGENCIES	(70,492)	(75,000)	(75,000)	-
349200 CONCURRENCY REVIEW	(20,290)	(20,000)	(20,000)	-
340 CHARGES FOR SERVICES Total	\$ (11,073,641)	\$ (12,002,734)	\$ (13,375,082)	\$ (1,372,348)

350 JUDGEMENTS FINES & FORFEITS

351500 TRAFFIC CT PARKING FINES	(8,185)	(15,000)	(10,000)	5,000
351700 INTERGOVT RADIO PROGRAM	(437,766)	(450,000)	(450,000)	-
352100 LIBRARY	(167,329)	(139,000)	(139,000)	-
354200 CODE ENFORCEMENT	(224,256)	(150,000)	(150,000)	-
359901 ADULT DIVERSION	(367,848)	(350,000)	(375,000)	(25,000)
359902 COMMUNITY SVC INSURANCE	(11,231)	(11,000)	(11,000)	-
350 JUDGEMENTS FINES & FORFEITS Total	\$ (1,216,614)	\$ (1,115,000)	\$ (1,135,000)	\$ (20,000)

GENERAL FUND SUMMARY OF SOURCES

ACCOUNT MAJOR - OBJECT ACCOUNT	FY 2014/15 ACTUALS	FY 2015/16 ADOPTED BUDGET	FY 2016/17 ADOPTED BUDGET	BUDGET VARIANCE
360 MISCELLANEOUS REVENUES				
361100 INTEREST ON INVESTMENTS	(144,567)	(75,000)	(200,000)	(125,000)
361132 INTEREST-TAX COLLECTOR	(236)			-
361133 INTEREST-SHERIFF	(1,029)	(1,000)	(1,000)	-
362100 RENTS AND ROYALTIES	(48,150)	(52,501)	(52,000)	501
364100 FIXED ASSET SALE PROCEEDS	(49,553)	(20,000)	(20,000)	-
366100 CONTRIBUTIONS & DONATIONS	(200)			-
366101 CONTRIBUTIONS PORT AUTHORITY	(1,000,000)	(500,000)	(500,000)	-
366175 SEMINOLE COUNTY HEROES MEMORIA	(83,750)			-
369100 TAX DEED SURPLUS	(3,302)			-
369310 INSURANCE PROCEEDS	(448)			-
369900 MISCELLANEOUS-OTHER	(161,839)	(170,000)	(170,000)	-
369910 COPYING FEES	(56,523)	(52,500)	(52,500)	-
369911 MAPS AND PUBLICATIONS	(62)	(200)	(200)	-
369912 MISCELLANEOUS - SHERIFF	(477,725)	(636,000)	(636,000)	-
369920 MISCELLANEOUS-ELECTION	(2,583)	(4,000)	(4,000)	-
369925 CC CONVENIENCE FEES	(17,480)	(16,000)	(16,000)	-
369930 REIMBURSEMENTS	(301,585)	(100,000)	(100,000)	-
369940 REIMBURSEMENTS - RADIOS	(113,163)	(115,000)	(115,000)	-
360 MISCELLANEOUS REVENUES Total	\$ (2,462,195)	\$ (1,742,201)	\$ (1,866,700)	\$ (124,499)
380 OTHER SOURCES				
381100 TRANSFER FROM FUND 30600	(50,548)	(9,600)		9,600
386200 EXCESS FEES-CLERK	(511,724)		(300,000)	(300,000)
386300 EXCESS FEES-SHERIFF	(217,167)		(100,000)	(100,000)
386400 EXCESS FEES-TAX COLLECTOR	(3,819,873)	(4,500,000)	(4,500,000)	-
386500 EXCESS FEES-PROP APPRAISER	(7,530)			-
386700 EXCESS FEES SUPERVISOR OF ELEC	(451,428)	(400,000)	(400,000)	-
388110 SALE OF CAPITAL ASSETS	(1,800,000)			-
380 OTHER SOURCES Total	\$ (6,858,271)	\$ (4,909,600)	\$ (5,300,000)	\$ (390,400)
399 FUND BALANCE				
399999 BEGINNING FUND BALANCE		(44,678,858)	(51,256,789)	(6,577,931)
399 FUND BALANCE Total		\$ (44,678,858)	\$ (51,256,789)	\$ (6,577,931)
Grand Total		\$ (194,654,377)	\$ (240,991,108)	\$ (257,318,137)
		\$ (16,327,029)		

GENERAL FUND BUDGETARY USES

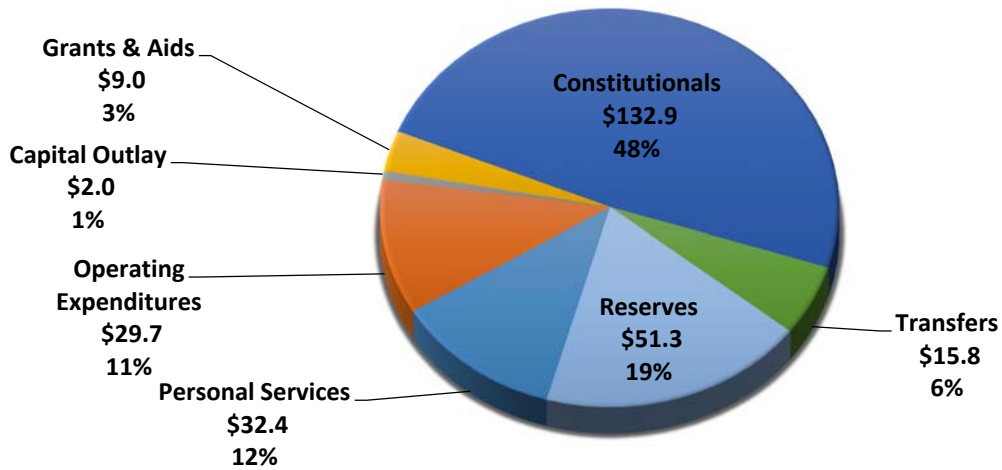
Revenues collected in the General Fund are used to provide a variety of services to the citizens of Seminole County. Over half of the expenditure budget is allocated to protecting the citizens and businesses of Seminole County. The FY 2016/17 General Fund budget totals \$273.0M, with \$52M in reserves and \$190.2 appropriated for services to be provided.

The following chart reflects the County’s plan on usage of General Fund resources by the type of services to be provided to citizens, excluding cost allocations, internal charges and contra budgets. Additional information on each service area is provided on the pages that follow.

FY 2016/17 Total General Fund Budget by Type

\$ 273.0 million

(Amounts in Millions)



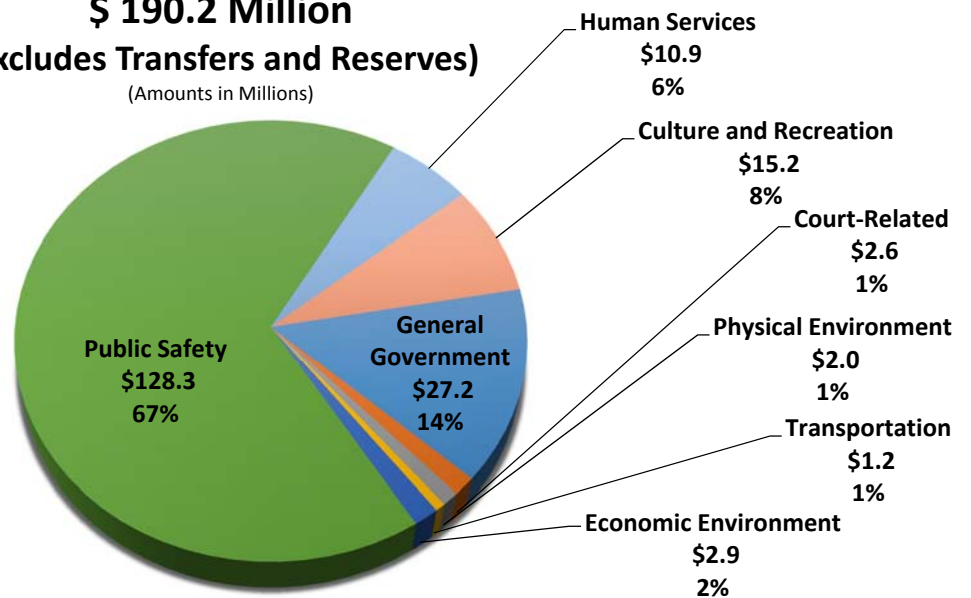
The following chart identifies the General Fund budget by State-designated use or appropriation category.

FY 2016/17 General Fund Budget by Function

\$ 190.2 Million

(Excludes Transfers and Reserves)

(Amounts in Millions)



GENERAL FUND SUMMARY OF USES

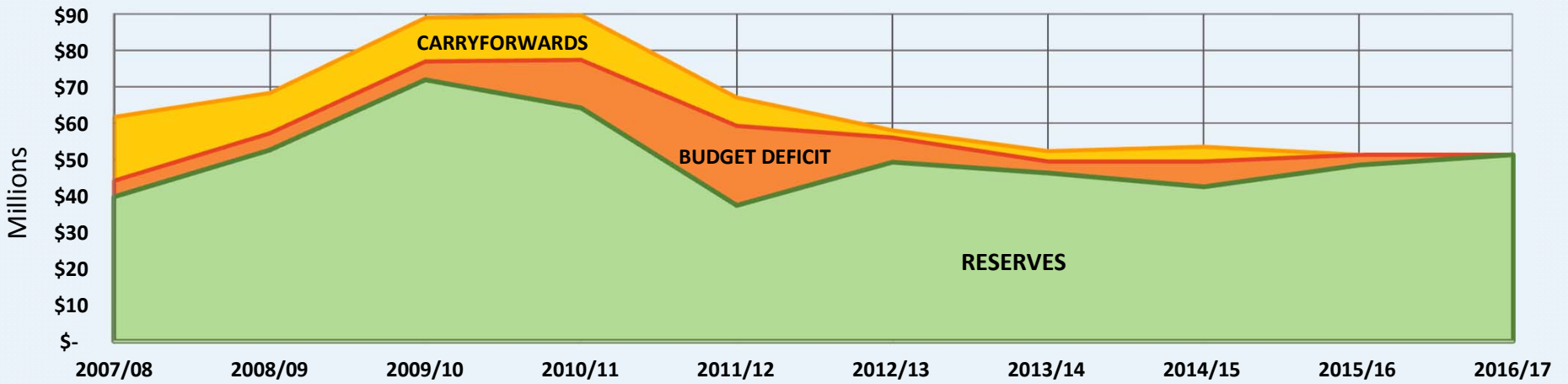
FUNCTION - PROGRAM	FY 2014/15 ACTUALS	FY 2015/16 ADOPTED BUDGET	FY 2016/17 ADOPTED BUDGET	BUDGET VARIANCE
51 GENERAL GOVERNMENT				
01 BOARD OF COUNTY COMMISSIONERS	508,120	241,212	84,581	(156,631)
01 COUNTY ATTORNEY	681,213	373,750	68,691	(305,060)
01 COUNTY MANAGER	400,268	227,798	149,052	(78,746)
01 E-911	175,973	266,414	207,449	(58,965)
01 ECONOMIC DEV & COMMUNITY RELATIONS	237,773	116,537	98,732	(17,805)
01 HUMAN RESOURCES	332,370	290,722	63,907	(226,815)
01 OFFICE OF ORGANIZATIONAL EXCELLENCE	(15,362)	58,967	28,819	(30,149)
02 CLERK OF THE COURT	1,461,041	902,339	280,769	(621,570)
02 PROPERTY APPRAISER	4,768,610	4,939,049	5,025,342	86,293
02 SUPERVISOR OF ELECTIONS	2,875,691	3,226,579	2,918,139	(308,440)
02 TAX COLLECTOR	6,363,279	6,825,792	7,177,256	351,464
04 GREENWAYS & TRAILS	119,945	217,344	88,574	(128,770)
07 CAPITAL PROJECTS DELIVERY	562,073	5,745		(5,745)
07 FACILITIES	4,798,140	4,678,848	5,111,669	432,822
07 FLEET MANAGEMENT	378,739	250,365	345,929	95,564
11 BUILDING	28,345	44,430	50,239	5,809
11 DEV SVCS BUSINESS OFFICE	582,802	436,285	491,310	55,025
11 PLANNING AND DEVELOPMENT	1,345,794	1,693,582	1,552,313	(141,270)
14 DOCUMENT MANAGEMENT	554,798	508,762	26,155	(482,606)
14 ENTERPRISE APPLICATION DEVELOP	729,339	144,130	865,731	721,601
14 ENTERPRISE ARCHITECTURE	29,480			-
14 GEOGRAPHIC INFORMATION SYSTEMS	453,427	274,272	252,490	(21,782)
14 IS BUSINESS OFFICE	114,712	23,055	85,388	62,333
14 NETWORK INFRASTRUCTURE SUPPORT	125,759	15,447	71,746	56,299
14 TELEPHONE SUPPORT & MAINTENANC	97,744	734	139,833	139,099
14 WORKSTATION SUPPORT & MAINTENA	104,616	339,822	104,791	(235,032)
18 CENTRAL CHARGES	1,442,506	1,612,150	1,327,630	(284,520)
18 MAIL SERVICES	5,050	17,203	137,721	120,518
18 OFFICE OF MANAGEMENT & BUDGET	207,751	166,272	126,097	(40,175)
18 PRINTING SERVICES	2,568	5,895	60,012	54,117
18 PURCHASING AND CONTRACTS	485,664	221,575	104,441	(117,134)
18 RESOURCE MGT - BUSINESS OFFICE	169,632	103,641	126,153	22,512
51 GENERAL GOVERNMENT Total	\$ 30,127,860	\$ 28,228,716	\$ 27,170,960	\$ (1,057,756)
52 PUBLIC SAFETY				
01 ANIMAL SERVICES	2,002,530	2,237,597	2,548,744	311,147
01 EMERGENCY MANAGEMENT	475,650	643,645	1,027,120	383,474
01 TELECOMMUNICATIONS	1,030,655	1,093,445	1,317,982	224,537
02 JAIL OPERATION AND MAINTENANCE	35,690,853	36,369,777	38,425,075	2,055,298
02 JUDICIAL SECURITY	5,018,400	4,770,000	4,995,312	225,312
02 LAW ENFORCEMENT	70,360,220	69,629,753	74,200,940	4,571,187
02 PROBATION	1,762,076	2,035,408	2,175,333	139,925
05 EMERGENCY COMMUNICATIONS	2,154,149	2,469,398	2,430,122	(39,276)
05 EMS PERFORMANCE MANAGEMENT	229,837	271,292	269,829	(1,464)
05 FIRE BUSINESS OFFICE	415,273	265,099	143,017	(122,082)
06 MANDATED SERVICES - COMMUNITY	691,027	702,772	815,067	112,295
52 PUBLIC SAFETY Total	\$ 119,830,668	\$ 120,488,186	\$ 128,348,539	\$ 7,860,353
53 PHYSICAL ENVIRONMENT				
07 MOSQUITO CONTROL	542,726	589,677	764,359	174,682
07 WATER QUALITY	1,090,906	1,229,856	1,185,399	(44,457)
53 PHYSICAL ENVIRONMENT Total	\$ 1,633,632	\$ 1,819,533	\$ 1,949,758	\$ 130,225

GENERAL FUND SUMMARY OF USES

FUNCTION - PROGRAM	FY 2014/15 ACTUALS	FY 2015/16 ADOPTED BUDGET	FY 2016/17 ADOPTED BUDGET	BUDGET VARIANCE
54 TRANSPORTATION				
04 GREENWAYS & TRAILS	1,099,161	1,137,632	1,149,710	12,079
54 TRANSPORTATION Total	\$ 1,099,161	\$ 1,137,632	\$ 1,149,710	\$ 12,079
55 ECONOMIC ENVIRONMENT				
01 ECONOMIC DEV & COMMUNITY RELATIONS		-	31,965	31,965
11 DEVELOPMENT REVIEW ENGINEERING	8,897	682,620	772,200	89,581
18 CENTRAL CHARGES	3,705,330	4,173,247	2,068,012	(2,105,235)
55 ECONOMIC ENVIRONMENT Total	\$ 3,714,227	\$ 4,855,867	\$ 2,872,177	\$ (1,983,690)
56 HUMAN SERVICES				
02 P.A.Y. PROGRAM	436,440	507,877	527,995	20,118
06 COMMUNITY SVCS BUSINESS OFFICE	591,892	678,034	891,555	213,521
06 COUNTY HEALTH DEPARTMENT	1,060,031	1,274,383	1,316,281	41,898
06 COUNTY LOW INCOME ASSISTANCE	2,131,204	2,285,160	2,747,972	462,812
06 MANDATED SERVICES - COMMUNITY	4,971,314	5,245,559	5,217,306	(28,253)
06 VETERANS' SERVICES	178,678	159,966	215,412	55,446
18 RECIPIENT AGENCY GRANTS	3,487	441		(441)
56 HUMAN SERVICES Total	\$ 9,373,046	\$ 10,151,418	\$ 10,916,520	\$ 765,101
57 CULTURE/RECREATION				
04 EXTENSION SERVICE	337,189	378,495	450,302	71,807
04 GREENWAYS & TRAILS	1,516,954	1,634,289	1,774,795	140,506
04 LEISURE BUSINESS OFFICE	679,380	712,781	738,829	26,048
04 LIBRARY SERVICES	5,544,542	6,110,429	6,416,168	305,739
04 NATURAL LANDS	227,941	246,549	265,974	19,425
04 PASSIVE PARKS		18,000		(18,000)
04 RECREATIONAL ACTIVITIES & PROG	3,338,140	4,317,130	5,534,756	1,217,626
57 CULTURE/RECREATION Total	\$ 11,644,147	\$ 13,417,672	\$ 15,180,822	\$ 1,763,150
60 COURT ADMINISTRATION				
03 GUARDIAN AD LITEM	98,978	155,593	146,699	(8,894)
03 JUDICIAL	2,300,435	2,893,781	2,006,045	(887,736)
03 LAW LIBRARY	110,303	113,589	109,039	(4,550)
03 LEGAL AID	330,808	345,686	341,673	(4,013)
60 COURT ADMINISTRATION Total	\$ 2,840,523	\$ 3,508,650	\$ 2,603,456	\$ (905,193)
58 TRANSFERS				
99 NON DEPARTMENTAL	13,174,743	14,172,083	15,837,881	1,665,798
58 TRANSFERS Total	\$ 13,174,743	\$ 14,172,083	\$ 15,837,881	\$ 1,665,798
59 RESERVES				
99 NON DEPARTMENTAL		43,211,351	51,288,313	8,076,962
59 RESERVES Total		\$ 43,211,351	\$ 51,288,313	\$ 8,076,962
Grand Total	\$ 193,438,008	\$ 240,991,108	\$ 257,318,137	\$ 16,327,029

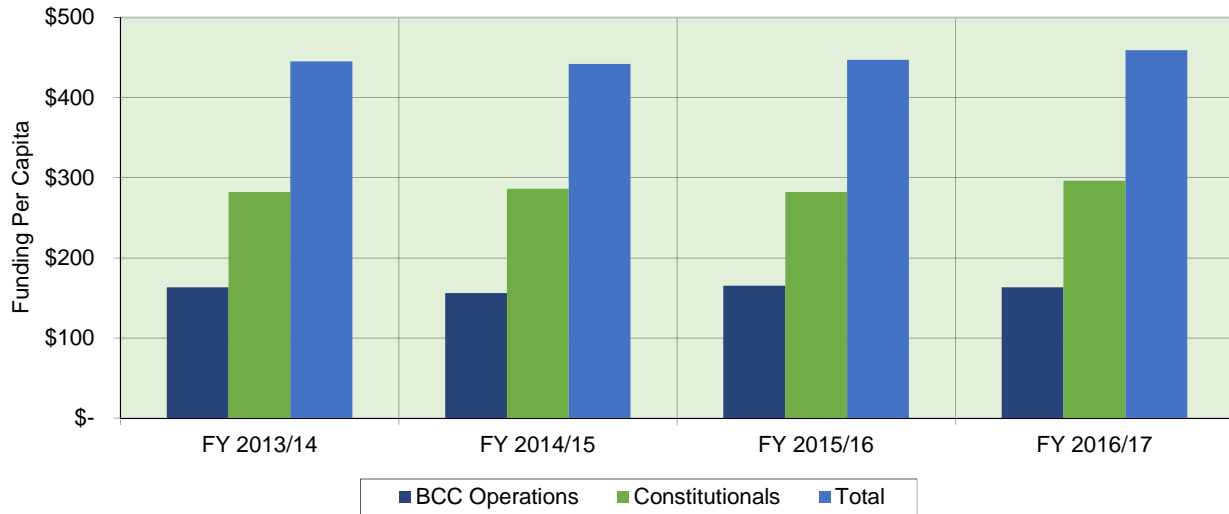
GENERAL FUND HISTORY OF FUND BALANCES

	2007/08	2008/09	2009/10	2010/11	2011/12	2012/13	2013/14	2014/15	Projected 2015/16	Adopted 2016/17
Ending Fund Balance 09/30	\$ 61,696,495	\$ 68,284,705	\$ 88,973,352	\$ 89,607,563	\$ 67,019,689	\$ 58,006,902	\$ 52,280,465	\$ 53,485,592	\$ 51,256,789	\$ 51,288,313
Less Committed Project/Grant Carryforward	17,580,426	11,131,018	12,063,181	12,286,335	7,823,581	2,016,815	1,697,202	1,075,006		
Uncommitted Fund Balance	\$ 44,116,069	\$ 57,153,687	\$ 76,910,171	\$ 77,321,228	\$ 59,196,108	\$ 55,990,087	\$ 49,415,718	\$ 49,415,718	\$ 51,256,789	\$ 51,288,313
Budgeted Reserves	\$ 39,694,543	\$ 52,540,881	\$ 71,857,460	\$ 64,137,693	\$ 37,350,099	\$ 49,222,527	\$ 46,244,876	\$ 42,450,848	\$ 48,452,857	\$ 51,288,313



2011 represents a bottoming out of the downturn in property values, which negatively impacted ad valorem revenues. Property values have been steadily rising since then.

GENERAL FUND FUNDING PER CAPITA BCC OPERATIONS AND CONSTITUTIONAL OFFICERS



	FY 2013/14		FY 2014/15		FY 2015/16		FY 2016/17	
	Actuals	Funding Per Capita	Actuals	Funding Per Capita	Adopted	Funding Per Capita	Adopted	Funding Per Capita
BCC Operations	\$ 70,243,294	\$ 163	\$ 68,394,709	\$ 156	\$ 72,976,465	\$ 165	\$ 73,129,950	\$ 163
Constitutionals	121,381,266	282	125,043,299	286	124,803,292	282	132,899,874	296
Total	\$ 191,624,560	\$ 445	\$ 193,438,008	\$ 442	\$ 197,779,757	\$ 447	\$ 206,029,824	\$ 459
Reserves*					43,211,351		51,288,313	
					\$ 240,991,108		\$ 257,318,137	
	Actuals		Actuals		Adopted		Adopted	
Population	<u>431,074</u>		<u>437,086</u>		<u>442,903</u>		<u>449,124</u>	

*Reserves are only budgeted and do not have any actual expenditures.

General Fund is Fund 00100 only.



PERSONAL SERVICES

PERSONAL SERVICES OVERVIEW

OVERVIEW

The FY 2016/17 Adopted Budget for Personal Services is \$3.1M more than the prior year's budget primarily due to a 3.5% proposed increase in salaries/benefits and additional CW FTE requests (see FY17 Position Requests Detail Report):

OBJECT ACCOUNT	FY15 ACTUALS	FY16 ADOPTED	FY17 ADOPTED	FY17 TO FY16 VARIANCE
511 EXECUTIVE SALARIES	\$403,141	\$405,616	\$401,596	\$(4,020)
512 REGULAR SALARIES & WAGES	61,977,499	68,861,166	69,891,755	1,030,589
513 OTHER SALARIES & WAGES	45,120	-	-	-
514 OVERTIME	5,911,215	5,496,866	5,258,566	(238,300)
515 SPECIAL PAY	183,487	187,900	62,820	(125,080)
519 HOLIDAY PAY		792,792	1,085,676	292,884
521 FICA TAXES	5,021,143	5,647,879	5,845,955	198,076
522 RETIREMENT CONTRIBUTIONS	8,546,460	9,767,374	10,476,445	709,071
523 LIFE AND HEALTH INSURANCE	12,960,143	15,128,144	15,721,788	593,644
524 WORKERS' COMPENSATION	1,373,386	2,355,583	2,967,331	611,748
525 UNEMPLOYMENT COMPENSATION	32,247	-	-	-
Grand Total	\$96,453,839	\$108,643,318	\$111,711,932	\$3,068,614

* This report excludes (\$1,187,502) in Personal Services Contra. The total net Countywide Personal Services Budget is \$110,524,430.

DEPARTMENT	FTE's	HEAD COUNT
01 ADMINISTRATION DEPT	107.20	107.20
03 COURT SUPPORT DEPT	7.00	7.00
04 LEISURE SERVICES DEPT	156.12	191.00
05 FIRE DEPT	464.64	466.00
06 COMMUNITY SERVICES DEPT	34.00	34.00
07 PUBLIC WORKS DEPT	232.50	234.00
08 ENVIRONMENTAL SERVICES DEPT	207.00	207.00
11 DEVELOPMENT SERVICES DEPT	67.80	67.80
14 INFORMATION SERVICES DEPT	32.00	32.00
18 RESOURCE MANAGEMENT DEPT	40.25	41.00
Grand Total	1,348.51	1,387.00

COUNTYWIDE POSITION SUMMARY

BCC Departments	FY 2012/13 ADOPTED FTE	FY 2013/14 ADOPTED FTE	FY 2014/15 ADOPTED FTE	FY 2015/16 ADOPTED FTE	FY 2016/17 ADOPTED FTE
ADMINISTRATION	51.80	51.00	50.85	53.95	107.20
COMMUNITY SERVICES	37.00	37.00	39.00	42.00	34.00
COURT SUPPORT	8.00	7.00	7.00	7.00	7.00
DEVELOPMENT SERVICES	56.00	52.00	50.15	65.80	67.80
ENVIRONMENTAL SERVICES	193.00	197.00	201.00	203.00	207.00
INFORMATION SERVICES	40.75	42.00	32.00	32.00	32.00
LEISURE SERVICES	135.12	134.12	135.12	147.12	156.12
FIRE DEPARTMENT	497.92	497.92	498.42	540.22	464.64
PUBLIC WORKS	237.50	234.50	234.25	229.05	232.50
RESOURCE MANAGEMENT	40.00	39.00	40.00	36.00	40.25
TOTAL BCC	1,297.09	1,291.54	1,287.79	1,356.14	1,348.51

Constitutional Officers	FY 2012/13 ADOPTED FTE	FY 2013/14 ADOPTED FTE	FY 2014/15 ADOPTED FTE	FY 2015/16 ADOPTED FTE	FY 2016/17 ADOPTED FTE
CLERK OF COURT	24.00	24.00	24.00	24.00	24.00
PROPERTY APPRAISER	53.00	53.00	53.00	53.00	53.00
SHERIFF	1196.50	1227.00	1247.00	1247.00	1296.00
SUPERVISOR OF ELECTIONS	16.00	16.00	16.00	16.00	16.00
TAX COLLECTOR	79.50	79.50	79.50	79.50	79.50
TOTAL CONSTITUTIONAL OFFICERS	1,369.00	1,399.50	1,419.50	1,419.50	1,468.50

Notes:

- FY 2016/17 - Intern and temporary positions are no longer included in the FTE count. Positions are counted as whole numbers unless split between programs.
- Public Safety has gone through an assessment changing the department name to "Fire Department" and the re-alignment of (52) personnel to the Administration Department.
- PAY/Teen Court and Probation moved from the Fire Department, formerly Public Safety, to the Constitutional Officers Department, re-aligning (34) positions.
- Tourism moved from Development Services to Administration transferring (3) positions.
- Mail Services and Printing Services moved from Administration to Resource Management transferring a total of (3) positions.
- 15 new School Resource Deputy positions were added to the Sheriff's Office as a 2nd Public Hearing adjustment.

COUNTYWIDE FTE's BY FUND

	FTEs	HEADCOUNT
00100 GENERAL FUND *	466.91	504.15
00110 ADULT DRUG COURT GRANT FUND	0.75	1
10101 TRANSPORTATION TRUST FUND	173	173
10400 BUILDING PROGRAM	37.9	37.9
11000 TOURIST DEVELOPMENT FUND	1	1
11001 PROFESS SPORTS FRANCHISE TAX	4	4
11200 FIRE PROTECTION FUND	392	392
11207 FIRE PROTECT FUND-CASSELBERRY	38.5	39
11400 COURT SUPP TECH FEE (ARTV)	4	4
11919 COMMUNITY SVC GRANTS	1	1
11920 NEIGHBOR STABIL PROGRAM GRANT	0.5	0.5
11926 CITY OF SANFORD CDBG	1	1
11930 RESOURCE MANAGEMENT GRANTS	0.5	1
12015 SHIP AFFORDABLE HOUSING 14/15	0.5	0.5
12500 EMERGENCY 911 FUND	4.5	4.5
13100 ECONOMIC DEVELOPMENT	2.7	2.7
13300 17/92 REDEVELOPMENT TI FUND	1.5	1.5
16000 MUNICIPAL SVS BENEFIT UNIT	4	4
30700 SPORTS COMPLEX/SOLDIERS CREEK	0.5	0.5
32100 NATURAL LANDS/TRAILS	0.5	0.5
40100 WATER AND SEWER FUND	132.9	132.9
40201 SOLID WASTE FUND	74.1	74.1
50100 PROPERTY/CASUALTY INSURANCE FU	2.2	2.2
50200 WORKERS COMPENSATION FUND	1.8	1.8
50300 HEALTH INSURANCE FUND	2.25	2.25
Grand Total	1,348.51	1,387.00

* 34 FTE's will be transferred to the Sheriff's Office from the Pay, Probation and Teen Court Program effective 10/1/2016.

* 6 FTE's have been added in order to provide 7 day per week service at all libraries.

COUNTYWIDE FTE CHANGES

PAY BAND	POSITION TITLE	BUSINESS UNIT NAME	FTE	TOTAL POSITION COST	NOTES
NEW					
00100 GENERAL FUND					
A1	MAINTENANCE WORKER I	043818 - SOLDIERS CREEK	3	105,442	Soldiers Creek Park is due for renovations and will need additional staff for park operations.
A3	RECREATION SPECIALIST	043818 - SOLDIERS CREEK	2	76,542	Soldiers Creek Park is due for renovations and will need additional staff for park operations.
B1	MOSQUITO CONTROL TECH	077431 - MOSQUITO CONTROL	2	78,026	New position to enhance Mosquito Control Program
B2	CREW CHIEF	043818 - SOLDIERS CREEK	1	47,151	Soldiers Creek Park is due for renovations and will need additional staff for park operations.
B2	MOSQUITO CONTROL TECH II	077431 - MOSQUITO CONTROL	1	47,151	New position to enhance Mosquito Control Program
D4	PARKS SUPERVISOR	043818 - SOLDIERS CREEK	1	72,056	Soldiers Creek Park is due for renovations and will need additional staff for park operations.
D4	PROGRAM MANAGER I	066200 - COMMUNITY ASSISTANCE	1	84,066	Position will address homelessness in the County.
D4	PROJECT MANAGER II	055600 - EMERGENCY MANAGEMENT	1	60,055	Additional position for Emergency Management Program to increase staffing levels to be comparable with other counties.
D4	QUALITY ASSURANCE INSPECTOR	010540 - FLEET CONTRACT 00100	1	85,530	Position dedicated to doing quality assurance inspections on County Fleet vehicles. Reduced non-target Fleet repair budget to fund position.
	LIBRARY STAFF	LIBRARIES	6	143,805	New positions created due to libraries opening from 6 to 7 days a week in January 2017. Salaries budgeted at three quarters of a year.
00100 GENERAL FUND Total			19	799,824	

10101 TRANSPORTATION TRUST FUND

B4	SURVEY/ENGINEERING CAD TECHNICIAN	077459 - SIDEWALK REPAIRS	1	57,957	Position will be charged back to sales tax funds
D3	ENGINEERING TECHNICIAN	077501 - ENGINEERING	1	83,079	Position will be charged back to sales tax funds
D3	PROJECT COORDINATOR	077501 - ENGINEERING	1	80,628	Position will be charged back to sales tax funds
E3	PROFESSIONAL ENGINEER (DESIGN)	077501 - ENGINEERING	1	116,168	Position will be charged back to sales tax funds
10101 TRANSPORTATION TRUST FUND Total			4	337,831	

10400 BUILDING PROGRAM

B3	CUSTOMER SERVICE SUPERVISOR	110404 - BUILDING - 10400	1	52,254	New position to handle customer service requests, permits due to increase activity in the Building Program.
10400 BUILDING PROGRAM Total			1	52,254	

11200 FIRE PROTECTION FUND

250	FIREFIGHTER	056100 - FIRE RESCUE - OPERATIONS	6	421,616	Positions created to help offset overtime costs.
-----	-------------	-----------------------------------	---	---------	--

COUNTYWIDE FTE CHANGES

PAY BAND	POSITION TITLE	BUSINESS UNIT NAME	FTE	TOTAL POSITION		NOTES
				COST		
11200 FIRE PROTECTION FUND	Total		6	421,616		

40100 WATER AND SEWER FUND

A4	UTILITY BILLING SPECIALIST	087002 - WATER AND SEWER BILLING	1	48,909	New position will be dedicated to work order management.
B4	PLANT MECHANIC II	087806 - WATER OPERATIONS	1	57,956	New position will assist other technicians with water plant maintenance activities.
40100 WATER AND SEWER FUND Total			2	106,865	

NEW Total 32 1,718,391

UNFREEZE

00100 GENERAL FUND

A2	PT LIBRARY CLERK (1.5 FTEs)	044213 - CENTRAL BRANCH	0	45,442	Refund frozen positions due to libraries opening from 6 to 7 days a week in January 2017. Salaries budgeted at three quarters of a year.
A2	PT LIBRARY CLERK (0.5 FTE)	044219 - NORTHWEST BRANCH	0	15,147	Refund frozen position due to libraries opening from 6 to 7 days a week in January 2017. Salaries budgeted at three quarters of a year.
00100 GENERAL FUND Total			0	60,589	

UNFREEZE Total 0 60,589

ELIMINATED

00100 GENERAL FUND

A1	MOSQUITO CONTROL TECH	077431 - MOSQUITO CONTROL	-1	29,303	Position eliminated as savings to be counted toward pay band increases approved for existing Mosquito Control Techs (A1 to B1 payband change)
00100 GENERAL FUND Total			-1	29,303	

10101 TRANSPORTATION TRUST FUND

B1	EQUIPMENT OPERATOR I	077442 - COUNTYWIDE SUPPORT TEAM	-2	71,888	Positions eliminated due to slope mowing activities being contracted out.
10101 TRANSPORTATION TRUST FUND Total			-2	71,888	

11207 FIRE PROTECT FUND-CASSELBERRY

150 LT	LIEUTENANT	056177 - CASSELBERRY EMS/FIRE SEN M	-2	231,260	As a part of the Casselberry contract with the County, these positions would be eliminated via attrition.
11207 FIRE PROTECT FUND-CASSELBERRY Total			-2	231,260	

ELIMINATED Total -5 332,451

TRANSFER TO SHERIFF

00100 GENERAL FUND

A3	STAFF ASSISTANT	061900 - COUNTY PROBATION	-6	315,585	Position transferred to Sheriff's Office. No longer a county position.
A4	SENIOR STAFF ASSISTANT	065900 - PAY-ALTERNATIVE/YOUTH	-1	59,874	Position transferred to Sheriff's Office. No longer a county position.

COUNTYWIDE FTE CHANGES

PAY BAND	POSITION TITLE	BUSINESS UNIT NAME	FTE	TOTAL POSITION COST	NOTES
C1	ASSISTANT OFFICE SUPERVISOR	061900 - COUNTY PROBATION	-1	49,107	Position transferred to Sheriff's Office. No longer a county position.
C2	CASE MANAGER	061900 - COUNTY PROBATION	-2	103,375	Position transferred to Sheriff's Office. No longer a county position.
C2	OFFICE SUPERVISOR	061900 - COUNTY PROBATION	-1	59,418	Position transferred to Sheriff's Office. No longer a county position.
D1	JUVENILE DIVERSION OFFICER	065900 - PAY-ALTERNATIVE/YOUTH	-3	181,002	Position transferred to Sheriff's Office. No longer a county position.
D2	PROBATION OFFICER	061900 - COUNTY PROBATION	-10	693,759	Position transferred to Sheriff's Office. No longer a county position.
D3	SENIOR PROBATION OFFICER	061900 - COUNTY PROBATION	-4	352,359	Position transferred to Sheriff's Office. No longer a county position.
D3	JUVENILE DIVERSION SRVCS SPVSR	065900 - PAY-ALTERNATIVE/YOUTH	-1	80,386	Position transferred to Sheriff's Office. No longer a county position.
D4	DEPUTY CHIEF PROBATION OFFICER	061900 - COUNTY PROBATION	-1	113,991	Position transferred to Sheriff's Office. No longer a county position.
E3	CHIEF PROBATION OFFICER	061900 - COUNTY PROBATION	-1	126,635	Position transferred to Sheriff's Office. No longer a county position.
E3	P.A.Y. DIV MGR	065900 - PAY-ALTERNATIVE/YOUTH	-1	119,419	Position transferred to Sheriff's Office. No longer a county position.
00100 GENERAL FUND Total			-32	2,254,913	
12302 TEEN COURT					
C2	TEEN COURT OFFICER	065902 - TEEN COURT	-1	58,849	Position transferred to Sheriff's Office. No longer a county position.
D3	TEEN COURT SUPERVISOR	065902 - TEEN COURT	-1	69,911	Position transferred to Sheriff's Office. No longer a county position.
12302 TEEN COURT Total			-2	128,759	
TRANSFER TO SHERIFF Total			-34	2,383,672	
Grand Total			-7	4,495,103	

TEMPORARY / INTERN POSITIONS

DEPARTMENT - PROGRAM	PROGRAM	POSITION TITLE	FTE*	HEAD COUNT
00100 GENERAL FUND	01 HUMAN RESOURCES	HR INTERN	0.5	1.0
00100 GENERAL FUND	07 MOSQUITO CONTROL	MOSQUITO CONTROL INTERN	0.6	1.0
11909 MOSQUITO CONTROL GRANT	07 MOSQUITO CONTROL	MOSQUITO CONTROL TECHS	2.5	5.0
00100 GENERAL FUND	07 WATER QUALITY	INTERN - WATER QUALITY	1.2	2.0
00103 NATURAL LAND ENDOWMENT FUND	04 NATURAL LANDS	INTERN	1.0	2.0
11908 DISASTER PREPAREDNESS	01 EMERGENCY MANAGEMENT	INTERN	0.8	2.0
11908 DISASTER PREPAREDNESS	01 EMERGENCY MANAGEMENT	INTERN-TRAINING AND EXERCISE	0.5	1.0
11905 COMMUNITY SVC BLOCK GRANT	06 GRANT LOW INCOME ASSISTANCE	TEMPORARY SPC CASE MANAGER	1.0	1.0
Grand Total			8.10	15.0

*Because these are temporary positions, they are not included in the Countywide FTE figures.

COUNTYWIDE POSITIONS

DEPARTMENT - PROGRAM	FTE's	HEAD COUNT
01 ADMINISTRATION DEPT		
01 17-92 COMMUNITY REDEVELOPMENT	1.50	1.50
01 ANIMAL SERVICES	30.00	30.00
01 BENEFITS	2.25	2.25
01 BOARD OF COUNTY COMMISSIONERS	10.00	10.00
01 COUNTY ATTORNEY	13.00	13.00
01 COUNTY MANAGER	6.00	6.00
01 E-911	7.50	7.50
01 ECONOMIC DEV & COMMUNITY RELATIONS	12.70	12.70
01 EMERGENCY MANAGEMENT	4.50	4.50
01 HUMAN RESOURCES	8.75	8.75
01 TELECOMMUNICATIONS	10.00	10.00
01 OFFICE OR ORGANIZATIONAL EXCELLENCE	1.00	1.00
01 ADMINISTRATION DEPT Total	107.20	107.20
03 COURT SUPPORT DEPT		
03 ARTICLE V COURT TECHNOLOGY	4.00	4.00
03 GUARDIAN AD LITEM	1.00	1.00
03 JUDICIAL	2.00	2.00
03 COURT SUPPORT DEPT Total	7.00	7.00
04 LEISURE SERVICES DEPT		
04 EXTENSION SERVICE	7.00	7.00
04 GREENWAYS & TRAILS	14.00	14.00
04 LEISURE BUSINESS OFFICE	6.00	6.00
04 LIBRARY SERVICES	75.00	100.00
04 NATURAL LANDS	2.50	2.50
04 RECREATIONAL ACTIVITIES & PROG	51.62	61.50
04 LEISURE SERVICES DEPT Total	156.12	191.00
05 FIRE DEPT		
05 CASSELBERRY EMS/FIRE	38.50	39.00
05 EMERGENCY COMMUNICATIONS	33.14	34.00
05 EMS/FIRE/RESCUE	383.00	383.00
05 FIRE BUSINESS OFFICE	1.00	1.00
05 FIRE PREVENTION BUREAU	9.00	9.00
05 FIRE DEPT Total	464.64	466.00

*All POSITIONS are whole numbers unless they are split between programs.

COUNTYWIDE POSITIONS

DEPARTMENT - PROGRAM	FTE's	HEAD COUNT
06 COMMUNITY SERVICES DEPT		
06 COMMUNITY DEVELOPMENT GRANTS	2.00	2.00
06 COMMUNITY SVCS BUSINESS OFFICE	9.00	9.00
06 COUNTY LOW INCOME ASSISTANCE	19.00	19.00
06 VETERANS' SERVICES	3.00	3.00
06 COMMUNITY SERVICES DEPT Total	34.00	34.00
07 PUBLIC WORKS DEPT		
07 CAPITAL PROJECTS DELIVERY	27.30	27.30
07 ENGINEERING PROF SUPPORT	0.70	0.70
07 FACILITIES	38.00	38.00
07 FLEET MANAGEMENT	4.00	4.00
07 LAND MANAGEMENT	3.00	3.00
07 MOSQUITO CONTROL	10.50	12.00
07 PUBLIC WORKS BUSINESS OFFICE	2.00	2.00
07 ROADS-STORMWATER R&M	107.00	107.00
07 TRAFFIC OPERATIONS	33.00	33.00
07 WATER QUALITY	7.00	7.00
07 PUBLIC WORKS DEPT Total	232.50	234.00
08 ENVIRONMENTAL SERVICES DEPT		
08 CENTRAL TRANSFER STATION OPERA	29.00	29.00
08 ES BUSINESS OFFICE	20.00	20.00
08 LANDFILL OPERATIONS PROGRAM	20.00	20.00
08 SW-COMPLIANCE & PROGRAM MANAGE	23.00	23.00
08 UTILITIES ENGINEERING PROGRAM	17.00	17.00
08 WASTEWATER OPERATIONS	36.00	36.00
08 WATER OPERATIONS	62.00	62.00
08 ENVIRONMENTAL SERVICES DEPT Total	207.00	207.00
11 DEVELOPMENT SERVICES DEPT		
11 BUILDING	37.90	37.90
11 DEV SVCS BUSINESS OFFICE	3.90	3.90
11 DEVELOPMENT REVIEW ENGINEERING	8.00	8.00
11 PLANNING AND DEVELOPMENT	18.00	18.00
11 DEVELOPMENT SERVICES DEPT Total	67.80	67.80

*All POSITIONS are whole numbers unless they are split between programs.

COUNTYWIDE POSITIONS

DEPARTMENT - PROGRAM	FTE's	HEAD COUNT
14 INFORMATION SERVICES DEPT		
14 DOCUMENT MANAGEMENT	3.00	3.00
14 ENTERPRISE APPLICATION DEVELOP	8.00	8.00
14 GEOGRAPHIC INFORMATION SYSTEMS	4.00	4.00
14 IS BUSINESS OFFICE	4.00	4.00
14 NETWORK INFRASTRUCTURE SUPPORT	7.00	7.00
14 TELEPHONE SUPPORT & MAINTENANC	6.00	6.00
14 INFORMATION SERVICES DEPT Total	32.00	32.00
18 RESOURCE MANAGEMENT DEPT		
18 CENTRAL CHARGES		
18 MAIL SERVICES	2.00	2.00
18 MSBU PROGRAM	4.00	4.00
18 OFFICE OF MANAGEMENT & BUDGET	11.00	11.00
18 PRINTING SERVICES	1.00	1.00
18 PURCHASING AND CONTRACTS	13.00	13.00
18 RECIPIENT AGENCY GRANTS	1.25	2.00
18 RESOURCE MGT - BUSINESS OFFICE	4.00	4.00
18 RISK MANAGEMENT	4.00	4.00
18 RESOURCE MANAGEMENT DEPT Total	40.25	41.00
Grand Total	1,348.51	1,387.00

*All POSITIONS are whole numbers unless they are split between programs.

OVERTIME

DEPARTMENT - PROGRAM	FY15 ACTUALS	FY16 ADOPTED	FY17 ADOPTED	FY17 TO FY16 VARIANCE
01 ADMINISTRATION DEPT				
01 ANIMAL SERVICES	89,873	72,562	72,562	-
01 E-911			1,515	1,515
01 EMERGENCY MANAGEMENT	529		3,535	3,535
01 TELECOMMUNICATIONS	13,692	20,095	20,095	-
01 ADMINISTRATION DEPT Total	104,094	92,657	97,707	5,050
02 CONSTITUTIONAL OFFICERS DEPT				
02 PROBATION	22,695	29,087		(29,087)
02 P.A.Y. PROGRAM		100		(100)
02 TEEN COURT		600		(600)
02 CONSTITUTIONAL OFFICERS DEPT Total	22,695	29,787		(29,787)
04 LEISURE SERVICES DEPT				
04 GREENWAYS & TRAILS	4,982			-
04 LIBRARY SERVICES	84			-
04 RECREATIONAL ACTIVITIES & PROG	9,047	12,808	19,406	6,598
04 LEISURE SERVICES DEPT Total	14,114	12,808	19,406	6,598
05 FIRE DEPT				
05 CASSELBERRY EMS/FIRE		454,500	252,500	(202,000)
05 EMERGENCY COMMUNICATIONS	400,189	300,000	300,000	-
05 EMS/FIRE/RESCUE	4,327,276	3,549,640	3,493,816	(55,824)
05 FIRE PREVENTION BUREAU	11,356	27,928	27,928	-
05 FIRE DEPT Total	4,738,821	4,332,068	4,074,244	(257,824)
07 PUBLIC WORKS DEPT				
07 ENGINEERING PROF SUPPORT	192			-
07 FACILITIES	38,569	40,000	40,000	-
07 MOSQUITO CONTROL	14,444	9,398	9,398	-
07 ROADS-STORMWATER R&M	123,806	128,699	128,699	-
07 TRAFFIC OPERATIONS	157,255	220,006	220,006	-
07 WATER QUALITY	2,136	4,994	4,994	-
07 PUBLIC WORKS DEPT Total	336,401	403,097	403,097	-
08 ENVIRONMENTAL SERVICES DEPT				
08 CENTRAL TRANSFER STATION OPERA	86,311	85,000	94,000	9,000
08 ES BUSINESS OFFICE	1,705	5,200	2,000	(3,200)
08 LANDFILL OPERATIONS PROGRAM	47,619	40,000	42,000	2,000
08 SW-COMPLIANCE & PROGRAM MANAGE	14,442	12,000	15,000	3,000
08 UTILITIES ENGINEERING PROGRAM	6,692	17,500	12,500	(5,000)
08 WASTEWATER OPERATIONS	175,631	144,938	160,050	15,112
08 WATER OPERATIONS	301,675	279,500	279,000	(500)
08 ENVIRONMENTAL SERVICES DEPT Total	634,076	584,138	604,550	20,412

OVERTIME

DEPARTMENT - PROGRAM	FY15 ACTUALS	FY16 ADOPTED	FY17 ADOPTED	FY17 TO FY16 VARIANCE
11 DEVELOPMENT SERVICES DEPT				
11 BUILDING	29,191	25,000	30,000	5,000
11 DEVELOPMENT REVIEW ENGINEERING			2,525	2,525
11 DEVELOPMENT SERVICES DEPT Total	29,191	25,000	32,525	7,525
14 INFORMATION SERVICES DEPT				
14 NETWORK INFRASTRUCTURE SUPPORT	13,515	8,750	13,200	4,450
14 TELEPHONE SUPPORT & MAINTENANC	17,787	8,561	13,837	5,276
14 WORKSTATION SUPPORT & MAINTENA				-
14 INFORMATION SERVICES DEPT Total	31,302	17,311	27,037	9,726
18 RESOURCE MANAGEMENT DEPT				
18 RECIPIENT AGENCY GRANTS	520			-
18 RESOURCE MANAGEMENT DEPT Total	520			-
Grand Total	5,911,215	5,496,866	5,258,566	(238,300)

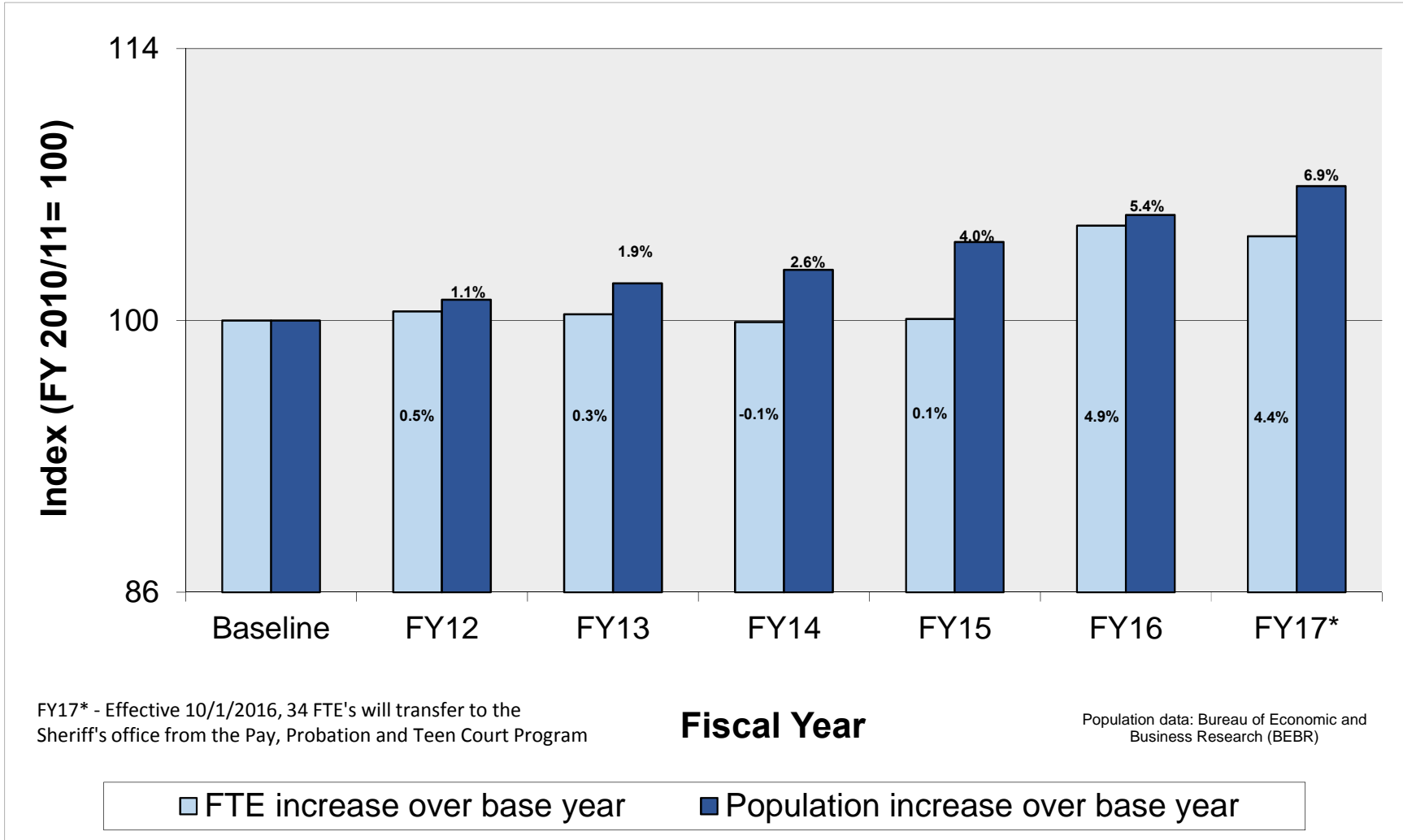
PAY BANDS

Board of County Commissioners

All hourly rates are calculated based on 2,080 hours worked per year unless noted otherwise.

Pay Band	Minimum Hourly	Midpoint Hourly	Maximum Hourly	Minimum Annual	Midpoint Annual	Maximum Annual
Band A: General and Support Services						
A1	10.65	15.51	20.37	22,152.00	32,260.80	42,369.60
A2	11.61	16.91	22.21	24,148.80	35,172.80	46,196.80
A3	12.66	18.43	24.21	26,332.80	38,334.40	50,356.80
A4	13.79	20.08	26.37	28,683.20	41,766.40	54,849.60
Band B: Technical and Trades						
B1	12.66	18.43	24.21	26,332.80	38,334.40	50,356.80
B2	13.79	20.08	26.37	28,683.20	41,766.40	54,849.60
B3	15.04	21.89	28.75	31,283.20	45,531.20	59,800.00
B4	16.39	23.87	31.35	34,091.20	49,649.60	65,208.00
Band C: Program and Administrative Services						
C1	15.04	21.89	28.75	31,283.20	45,531.20	59,800.00
C2	16.39	23.87	31.35	34,091.20	49,649.60	65,208.00
C3	17.86	26.01	34.16	37,148.80	54,100.80	71,052.80
C4	19.47	28.35	37.24	40,497.60	58,968.00	77,459.20
Band D: Professionals						
D1	17.86	26.01	34.16	37,148.80	54,100.80	71,052.80
D2	19.47	28.35	37.24	40,497.60	58,968.00	77,459.20
D3	21.41	31.18	40.96	44,532.80	64,854.40	85,196.80
D4	23.56	34.30	45.05	49,004.80	71,344.00	93,704.00
Band E: Managers and Advisors						
E1	21.41	31.18	40.96	44,532.80	64,854.40	85,196.80
E2/2080	24.51	35.70	46.89	50,980.80	74,256.00	97,531.20
E2/2912	17.51	25.51	33.50	50,989.12	74,285.12	97,552.00
E3	28.19	41.05	53.92	58,635.20	85,384.00	112,153.60
E4	32.42	47.22	62.02	67,433.60	98,217.60	129,001.60
Band F: Executives and Department Directors						
F1	35.67	51.94	68.21	74,193.60	108,035.20	141,876.80
F2	41.01	59.73	78.45	85,300.80	124,238.40	163,176.00
F3	49.01	71.38	93.75	101,940.80	148,470.40	195,000.00
Band G: County Attorney's Office						
G1	12.38	19.68	26.99	25,750.40	40,934.40	56,139.20
G2	17.83	27.86	37.90	37,086.40	57,948.80	78,832.00
G3	27.24	40.89	54.54	56,659.20	85,051.20	113,443.20
G4	30.70	49.80	68.90	63,856.00	103,584.00	143,312.00
G5	49.03	71.59	94.16	101,982.40	148,907.20	195,852.80

GROWTH OF COUNTY POPULATION TO GROWTH OF BCC EMPLOYEES FISCAL YEAR 2016/17



FY17* - Effective 10/1/2016, 34 FTE's will transfer to the Sheriff's office from the Pay, Probation and Teen Court Program

	FY12	FY13	FY14	FY15	FY16	FY17
FTE	1,299	1,297	1,292	1,294	1,356	1,349
Population	424,587	428,104	431,074	437,086	442,903	449,144
Per Capita	3.1	3.0	3.0	3.0	3.1	3.0

Per Capita = the number of full-time employees per thousand citizens.

HEALTH INSURANCE ENROLLMENT

PLAN ID	DEPENDANT	MONTHLY COUNTY CONTRIBUTION	HEAD COUNT	ANNUAL BUDGET
3748 BUY-UP PLAN	E	724	476	\$ 4,135,545
3748 BUY-UP PLAN	E+C	1,125	168	2,267,960
3748 BUY-UP PLAN	E+S	1,219	104	1,521,262
3748 BUY-UP PLAN	FAM	1,695	161	3,275,474
3748 BUY-UP PLAN Total			909	\$ 11,200,241
3769 MID PLAN	E	724	85	\$ 738,490
3769 MID PLAN	E+C	1,125	26	350,994
3769 MID PLAN	E+S	1,219	7	102,393
3769 MID PLAN	FAM	1,695	17	345,858
3769 MID PLAN Total			135	\$ 1,537,734
5180 HD HAS	E	675	13	\$ 105,373
5180 HD HAS Total			13	\$ 105,373
5181 HD HAS	E+C	1,125	2	\$ 27,000
5181 HD HAS	E+S	1,219	7	102,393
5181 HD HAS	FAM	1,695	11	223,790
5181 HD HAS Total			20	\$ 353,182
5770 LOW PLAN	E	706	37	\$ 313,642
5770 LOW PLAN	E+C	1,125	18	242,996
5770 LOW PLAN	E+S	1,219	7	102,393
5770 LOW PLAN	FAM	1,695	20	406,891
5770 LOW PLAN Total			82	\$ 1,065,921
MEDICAL OPT OUT	MOO	100	33	\$ 39,600
MEDICAL OPT OUT Total			33	\$ 39,600

* VACANT POSITIONS NOT INCLUDED IN COUNTS

WORKERS COMPENSATION

WORKERS COMPENSATION CLASS	WCI RATE	HEAD COUNT	ANNUAL BUDGET
5506 ST/RD CONSTRUCTION PAVING OR REPAVING	0.0936	20	\$ 54,075
5509 ST/RD MAINTENANCE COUNTY	0.1044	93	412,803
6217 EXCAVATION	0.073	17	39,848
7380 COURIER	0.0651	2	5,208
7520 DRIVERS	0.047	59	124,402
7580 SEWERAGE DISP PLAN OP	0.0352	32	51,105
7704 FIREFIGHTER	0.0568	412	1,424,389
8810 CLERICAL	0.0027	436	60,719
8820 ATTORNEY OFFICES	0.0021	12	2,380
8831 HOSPITAL/VETERINARY	0.0223	21	17,100
8868 AGRICULTURE AGENT	0.0058	5	824
9015 BUILDING OWNER/OPERATOR LESSEE	0.0502	29	61,578
9102 LAWN MAINTENANCE (PARKS)	0.0462	56	89,381
9402 STREET CLEANING - MAINTENANCE	0.0868	6	11,487
9403 GARBAGE/ASH/REFUSE COLLECTION	0.1142	40	151,417
9410 MUNIC/TOWN/COUNTY/STATE NOC	0.0301	107	196,931
9516 ELECTRONIC EQUIPMENT INSTALL AND REPAIR	0.0393	6	12,110
Grand Total		1,353	\$ 2,715,757

FRS

FRS CLASS	FRS RATE	HEAD COUNT	ANNUAL BUDGET
REGULAR	0.0752	882	\$ 3,052,363
SENIOR MANAGEMENT	0.2177	15	440,437
SPECIAL RISK	0.2257	398	5,396,050
ELECTED OFFICIAL	0.4247	5	170,558
DROP	0.1299	41	359,418
UA	0.0449	11	28,339
OP	0.0798	1	1,115
Grand Total		1,353	\$ 9,448,279

NOTE: EXCLUDES ADOPTED NEW POSITIONS



INTERNAL SERVICE CHARGES

INTERNAL SERVICE CHARGES

OVERVIEW

Internal Service Charges (ISCs) have been developed in Seminole County Government as a way to identify and allocate the true cost of services provided by various support programs. Each program requires unique analysis to determine the most appropriate method of both estimating the ISC budgets and allocating the charges.

Currently support programs use the direct and indirect methods to allocate internal service charges. In developing the budget for user programs historical use is analyzed to create an estimate for the upcoming fiscal year. In the direct method of allocating actual charges, the support program tracks service provided to the user program and provides this information to allocate the charges. In the indirect method of allocating charges the percentage of use, or percentage of inventory, is used to determine the proportionate share of each user program. The actual expenses incurred by the support program are then allocated to the user programs based on the proportionate share that has been calculated.

The methodology used to develop the internal service charges is in accordance with Generally Accepted Accounting Principles, and will properly allocate both the direct and indirect costs for the following support program services:

- Fleet Maintenance
- Fleet Fuel
- Mailing Services
- Printing Services
- Facilities Maintenance
 - Regular Facility Maintenance
 - Renewal & Replacement
 - Landscaping Maintenance
- Property Management (Leases, Security, Cleaning Contracts, and Retention Services)
- Radio Support & Maintenance
- Information Services
 - Hardware Leases
 - Desktop Support and Maintenance
 - Network Connection
 - Telecommunication Service
 - Geographic Information Systems (GIS)
- Insurance
- Administrative Fees

INTERNAL SERVICE CHARGES

INTERNAL SERVICES:

Fleet Maintenance

The Fleet Management program maintains a work order system for all equipment serviced. Direct costs are allocated based on work orders assigned to user programs. Fleet Management's actual overhead costs are charged through the indirect method based on the user programs total service received.

Fleet Fuel

The Fleet Management program maintains a fuel system usage report. Direct costs are allocated based on the total number of gallons of fuel received per user program

Mailing Services

Mail Services tracks costs associated with providing postage and courier services to user programs through usage reports. Direct postage and courier service costs are allocated to the user programs. Mailing Services overhead is calculated through the indirect method and based on the user programs total service received.

Printing Services

The Print Center uses a database to track all print services provided to user programs. Each user program will be cost allocated for actual print services received and overhead. Charges are made up of a loaded rate (salaries, benefits and materials). Printing Services overhead is calculated through the indirect method and based on the user programs total service received.

Facilities Maintenance

Regular Facility Maintenance

Facilities Maintenance tracks all work completed for user programs through a work order system. User programs are cost allocated for actual repair and maintenance performed on their facilities. Costs are made of up a labor rate, (loaded to include: all salaries and benefits); cost of work order parts; and all associated contracted services.

Facilities Renewal & Replacement Activities

The ISC's for Facilities Renewal & Replacement Activities are developed through an annual approved work plan. Renewal & Replacement Activities currently provides roof, heating, ventilation & air conditioning, flooring and building exterior maintenance/replacement on a scheduled basis. The Facilities Maintenance Program estimates the costs that will be expended on certain facilities with the understanding that a budget transfer may be required within a department if necessary. A large portion of the renewal & replacement activities provided by Facilities Maintenance are for General Government Facilities.

Landscape Maintenance

Countywide Landscaping Maintenance maintains service contracts for county facilities, miscellaneous properties and various general areas throughout the county. Direct costs are allocated to each user program based on the provider services received.

INTERNAL SERVICE CHARGES

Property Management

The Facilities Maintenance program manages the property leases; security guard, custodial, and various other contracts for countywide user programs. Cost is allocated to each user program for actual leased space, custodial, window cleaning, security guard and other services received. The Document Management program manages Records Retention for the County. Direct cost is allocated to each user program for total service received.

Radio Support & Maintenance

The Telecommunications program currently manages the radio inventory, service, and support for all County Departments, Municipalities, Sheriff's Office, and several other outside agencies. Costs are allocated through the indirect method and based on the total actual countywide cost of providing radio service and support by the user program's total number of radios in inventory.

Information Services

Leased Equipment

To ensure technology efficiencies throughout the County, the Information Services Department works in conjunction with the user programs to verify existing equipment, remove expiring leases, or relocate/remove unused items from inventory. Cost allocations are based on actual billings from the leasing agent for existing or new lease equipment.

Desktop Support and Maintenance

Desktop Support & Maintenance maintains a computer inventory. A physical inventory is taken annually to ensure efficiencies. Costs are allocated based on the total actual countywide cost of providing desktop support and maintenance by the user program's total number of computers in inventory.

Network Connection

Network Connection consists of complex technical support, including provisional and proactive/reactive maintenance. The computer inventory is used to determine the number of computers per user program. Service program costs are allocated through the indirect method and based on the user program's total number of computers in inventory.

Telecommunications Service

The Information Services Department works in conjunction with the countywide user programs to verify two inventories: Telephone Inventory; alarm, fax, modem, and phones; and Cellular Inventory; cell phone and air cards. The telephone actual provider service costs are allocated based on the total number of extensions in inventory for each user program. The cellular costs are allocated based on the total number of devices in inventory for each user program.

INTERNAL SERVICE CHARGES

Telecommunications Support and Maintenance

Telecommunications Support and Maintenance provides for all hardware, personnel support, and maintenance related to telephones. The Telephone Inventory is used to determine the number of extensions per user program. Indirect costs are allocated based on the total countywide cost of providing support & maintenance by the user program's total number of extensions in inventory.

Geographic Information Systems (GIS)

Geographic Information Systems (GIS) maintains an inventory of GIS users and has classified them based on their system roles. Power Users are considered: full time GIS positions, use the geoprocessing tools within the software, consistently create maps as part of their job duties, and are custodians (editors) of three or more datasets. GIS service costs are allocated through the indirect method and based on the total number of Power Users in each user program.

Insurance (Property / Liability)

Insurance service provides coverage from losses of property and liability claims. The value of assets insured and claim history is tracked by the Property/Liability Insurance program. Property value is used to calculate direct costs for each user program's percentage of total service provided.

Administrative Fees

The General Fund pays for various administrative programs that provide support services for all countywide user programs. The costs of these support programs, which includes Office of Management & Budget, County Manager, Board of County Commissioners, County Attorney, County Finance, Human Resources, Training & Benefits, Administration (Resource Management), Community Information, Business Process Management and Purchasing & Contracts, are allocated to the appropriate funding sources using specific cost drivers. Ratios are established using various combinations of full time employee counts, computer count, budget amounts, actual expenditure amounts, and employee workload. These ratios are applied to the support program's budget to determine the Administrative Fee charge. At the end of the fiscal year, each funding source is charged back their percentage of the actual expenditures for the support services.

Engineering Capitalization Costs

The Capital Projects Delivery Program contains the costs required to administer the Public Works Capital Program. This includes the County's engineers along with the supplies, certifications, and equipment that are directly utilized in managing capital projects. Each project is charged periodically for labor based on staff time allocated to the project, while supplies and other operating expenses are charged annually.

INTERNAL SERVICE CHARGES SUMMARY BY FUND

FUND										PROP/LIABILITY INSURANCE	ADMIN FEES	**TOTAL
	FLEET MAINTENANCE	FLEET FUEL	MAILING SERVICES	PRINTING SERVICES	FACILITIES MAINTENANCE	PROPERTY MANAGEMENT	RADIOS	INFORMATION SERVICES	SUBTOTAL			
GENERAL FUND	\$ 571,367	\$ 320,050	\$ 244,958	\$ 97,678	\$ 1,786,327	\$ 1,187,600	\$ 923,269	\$ 3,009,510	\$ 8,140,759	\$ 832,652	\$ 4,597,238	\$ 13,570,649
NATURAL LAND ENDOWMENT FUND											550	550
ADULT DRUG COURT GRANT FUND												-
TECHNOLOGY REPLACEMENT FUND											191	191
TRANSPORTATION TRUST FUND	1,016,015	477,152	908	455	102,350		73,861	593,079	2,263,819	338,890	1,432,615	4,035,324
BUILDING PROGRAM	43,995	43,627	817	1,727			1,458	145,854	237,478	13,158	182,728	433,364
TOURIST DEVELOPMENT FUND											8,019	8,019
PROFESS SPORTS FRANCHISE TAX	527	46	2,995	1,909				26,700	32,177		32,436	64,613
FIRE PROTECTION FUND	1,225,265	293,221	4,236	1,614	356,295		229,845	1,190,172	3,300,647	266,368	2,247,083	5,814,098
FIRE PROTECT FUND-CASSELBERRY	38,963	5,166			56,127		20,409	92,800	213,465	22,238	173,368	409,071
COURT SUPP TECH FEE (ARTV)											6,434	6,434
COMMUNITY DEVELOPMEN BLK GRANT												
HOME PROGRAM GRANT												
EMERGENCY SHELTER GRANTS												
CITY OF SANFORD CDBG												
SHIP AFFORDABLE HOUSING 16/17												
EMERGENCY 911 FUND			30					1,615	1,645			1,645
ECONOMIC DEVELOPMENT			61	57					117	1,222		1,339
17/92 REDEVELOPMENT TI FUND								404	404			404
MSBU PROGRAM			1,785	250				9,801	11,836		27,469	39,305
WATER AND SEWER FUND	512,846	175,096	41,512	5,863	71,640	151,400	49,079	516,933	1,524,369	596,839	1,309,391	3,430,599
SOLID WASTE FUND	1,014,158	962,909	2,542	2,545	80,230	112,250	34,501	100,294	2,309,429	220,499	453,268	2,983,196
PROPERTY/CASUALTY INSURANCE FU	754	409	514				972	10,774	13,424	82	30,335	43,841
WORKERS COMPENSATION FUND								2,882	2,882		18,122	21,004
HEALTH INSURANCE FUND								2,679	2,679		182,367	185,046
CAPITALIZED ENGINEERING COSTS*									4,066,657			4,066,657
TOTAL	\$ 4,423,890	\$ 2,277,676	\$ 300,358	\$ 112,098	\$ 2,452,969	\$ 1,451,250	\$ 1,333,394	\$ 5,703,495	\$ 22,121,787	\$ 2,291,948	\$ 10,701,614	\$ 35,115,349

*Capitalized Engineering Costs are not Internal Services Charges, but are budgeted here as chargebacks to another funding source.

** Grant labor, reimbursements, and bad debt allowance are not Internal Service Charges, and are not shown on this report. However, they are budgeted within the Internal Service Charge accounts.

INTERNAL SERVICE CHARGES SUMMARY BY DEPARTMENT

DEPARTMENT	FLEET MAINTENANCE	FLEET FUEL	MAILING SERVICES	PRINTING SERVICES	FACILITIES MAINTENANCE	PROPERTY MANAGEMENT	RADIOS	INFORMATION SERVICES	SUBTOTAL	PROP/LIABILITY INSURANCE	ADMIN FEES	**TOTAL
ADMINISTRATION	\$ 79,246	\$ 39,118	\$ 9,228	\$ 29,090	\$ 19,095		\$ 39,846	\$ 710,877	\$ 926,500	\$ 55,374	\$ 800,262	\$ 1,782,136
CONSTITUTIONAL OFFICERS	16,192	17,066	187,319	39,964	31,148	314,500	821,223	325,761	1,753,174	215,809	1,492,623	3,461,606
COURT SUPPORT		5,334	23,146	1,432	674,591	717,100	3,888	162,001	1,587,492	197,734	49,076	1,834,302
LEISURE SERVICES	164,540	46,601	11,104	22,715	980,539	25,000	6,803	681,320	1,938,623	109,717	982,750	3,031,090
FIRE DEPARTMENT	1,287,033	300,836	4,478	1,636	412,422		261,430	1,403,889	3,671,725	288,673	2,601,986	6,562,384
COMMUNITY SERVICES	35,569	11,906	4,841	2,989	53,679	131,000	7,775	188,610	436,369	20,099	418,933	875,401
PUBLIC WORKS	1,253,794	666,275	1,936	557	124,060		96,700	787,170	2,930,492	368,725	1,794,416	5,093,633
ENVIRONMENTAL SERVICES - W&S	512,846	175,096	41,512	5,863	71,640	151,400	49,079	516,933	1,524,369	596,839	1,309,391	3,430,599
ENVIRONMENTAL SERVICES - SW	1,014,158	962,909	2,542	2,545	80,230	112,250	34,501	100,294	2,309,429	220,499	453,268	2,983,196
DEVELOPMENT SERVICES	45,759	44,130	10,166	3,727			11,177	260,319	375,279	13,651	333,466	722,396
INFORMATION SERVICES	5,959	5,005	272	23	2,904			448,277	462,440	1,370	178,286	642,096
RESOURCE MANAGEMENT	8,794	3,400	3,812	1,557	2,660		972	118,043	139,238	203,458	287,157	629,853
CAPITALIZED ENGINEERING COSTS*									4,066,657			4,066,657
TOTAL	\$ 4,423,890	\$ 2,277,676	\$ 300,358	\$ 112,098	\$ 2,452,969	\$ 1,451,250	\$ 1,333,394	\$ 5,703,495	\$ 22,121,787	\$ 2,291,948	\$ 10,701,614	\$ 35,115,349

*Capitalized Engineering Costs are not Internal Services Charges, but are budgeted here as chargebacks to another funding source.

** Grant labor, reimbursements, and bad debt allowance are not Internal Service Charges, and are not shown on this report. However, they are budgeted within the Internal Service Charge accounts.

INTERNAL SERVICE CHARGES INVENTORIES BY DEPARTMENT AND COST CENTER

DEPARTMENT - COST CENTER	Positions	Telephone Inventory	Cell Phone Inventory	Computer Inventory	Radio Inventory	GIS Users	Device Lease Cost	Network Lease Buy	Facilities Maintenance Usage	Fleet Maintenance Usage	Fuel Usage	Postage Usage	Printing Usage	Property Management Charges	Landscaping Charges	Grand Total
01 ADMINISTRATION DEPT																
010100 COMMISSION OPERATIONS	10	28	2	17			\$ 982					\$ 266	\$ 310	\$ 63		1,678
010200 OPERATIONS-COUNTY ATTORNEY	13	22		28			9,137					231	176	2,979		12,586
010520 BOCC HEALTH INSURANCE	1			1												2
010537 MAILING SERVICES	2			2							5,150	3,310				8,464
010538 PRINTING SERVICES	1	1		2												4
010700 HUMAN RESOURCES	9	16		3			1,961					1,133	2,071	3,477		8,670
010900 OPERATIONS-COUNTY MANAGER	6	12		29			3,249					320	31,153	48		34,817
010901 COMMUNITY INFORMATION	6	12		52			1,911		1,209	2,989	344	79	1,823	151	1,281	9,857
011101 ECONOMIC DEVELOPMENT	3	5	1				6,623					70	84	-		6,786
011102 17/92 REDEVELOPMENT DISTRICT	2	1		6												371
140700 PROJ AND BUS PROCESS MGMT	1	1		2						362						4
01 ADMINISTRATION DEPT Total	53	98	3	142			\$ 23,863		\$ 1,209	\$ 8,501	\$ 3,654	\$ 2,099	\$ 35,617	\$ 6,718	\$ 1,281	83,238
02 CONSTITUTIONAL OFFICERS DEPT																
021000 SHERIFF-OPERATIONS		1,103			1,690				\$ 17,247			\$ 32,039	\$ 220	\$ 15,289	\$ 12,478	80,066
021001 SHERIFF - JAIL														76		76
023000 CLERK - CIRCUIT COURT		278								4,052	3,661	21,196	3,988	87,335		120,510
024000 SUPERVISOR OF ELECTIONS										2,340	1,363	182,458	19,907	178,200		384,268
025000 PROPERTY APPRAISER		89								3,266	19,646	859		234		24,094
026000 TAX COLLECTOR		134										118	32,563	62,431		95,246
02 CONSTITUTIONAL OFFICERS DEPT Total		1,604			1,690				\$ 17,247	\$ 9,658	\$ 5,024	\$ 255,457	\$ 57,537	\$ 343,565	\$ 12,478	704,260
03 COURT SUPPORT DEPT																
033000 CIRCUIT COURT	2	241	11		4		\$ 10,510					\$ 31,550	\$ 1,936			44,254
033300 CIVIL DOMESTIC DIVISION									1,162,771					589,900	41,014	1,793,685
034000 GUARDIAN AD LITEM	1	21	1	31			5,896					13	133			6,096
035100 STATE ATTORNEYS OFFICE		191			4									9,524		9,719
036100 PUBLIC DEFENDERS OFFICE		83												13,887		13,970
037100 LAW LIBRARY		4														4
140362 INFO SVCS-ART V JUDICIAL	3															3
140365 INFO SVCS-ART V STATE ATTY	1															1
03 COURT SUPPORT DEPT Total	7	540	12	31	8		\$ 16,406		\$ 1,162,771			\$ 31,563	\$ 2,069	\$ 613,311	\$ 41,014	1,867,732
04 LEISURE SERVICES DEPT																
011050 TOURISM ADMINISTRATION	3	7	5	12			\$ 1,707			\$ 1,075	\$ 88	\$ 4,094	\$ 3,382			10,373
011051 SPORTS AND LEISURE	1															1
043800 PARKS	1	1		1	11								26	26,500		26,540
043801 NATURAL LANDS	2	8	2	8	3					17,520	5,748	639	1,323			25,253
043802 TRAILS	3	1	1	4												9
043805 PARKS - SOCCER FACILITY	1															1
043806 PASSIVE PARKS AND TRAILS	6	3	1	6					103,108	55,655	28,375				93,069	280,223
043808 GREENWAYS & NATURAL LANDS ADMI	4	5		10			2,800						2,015			4,834
043814 ROADWAY MEDIAN MAINT			2	4						804	4,902		86	24		5,822
043815 RED BUG LAKE PARK	10	7		11			1,707		37,466	17,330	3,891		253		21,739	82,414
043816 SANLANDO PARK	9	7		15			2,831		60,504	24,359	5,871		3,011		21,845	118,452
043817 SYLVAN LAKE PARK	7	5		4			911		64,656	12,458	2,440		470		74,058	155,009
043818 SOLDIERS CREEK	7	2		1			1,292		17,595	9,461					11,331	39,689
043820 SPORTS COMPLEX	12								38,374	20,633	9,806		4,958		175,197	248,980
043823 COUNTYWIDE LANDSCAPE MAINTENAN	1															1
043836 SEM COUNTY SOFTBALL COMPLEX	5	26					2,390									2,421
044000 ADMINISTRATION - LEISURE SV	6	13		12								586	6,398	105		7,120
044203 YOUTH SERVICES-LITERACY & READ													91			91
044204 LIBRARY SERVICE ADMINISTRATION	9	13		10			3,668			499	367	3,342	231	205		8,344
044211 NORTH BRANCH	11	20		61			5,805		30,511			1,299	364		3,104	41,175
044213 CENTRAL BRANCH	18	24		104			9,091		59,102			5,125	5,164		4,090	82,718
044215 WEST BRANCH	11	16		59			4,770		21,089			1,308	717		3,104	31,074
044217 EAST BRANCH	10	18		61			5,164		23,915			1,299	477		3,109	34,053

INTERNAL SERVICE CHARGES INVENTORIES BY DEPARTMENT AND COST CENTER

DEPARTMENT - COST CENTER	Positions	Telephone Inventory	Cell Phone Inventory	Computer Inventory	Radio Inventory	GIS Users	Device Lease Cost	Network Lease Buy	Facilities Maintenance Usage	Fleet Maintenance Usage	Fuel Usage	Postage Usage	Printing Usage	Property Management Charges	Landscaping Charges	Grand Total
044219 NORTHWEST BRANCH	11	17		64			6,431		21,296			1,299	164		3,101	32,383
044300 EXTENSION SERVICE	2	12		8			3,034		19,858	2,006	1,604	10	9,135	106	2,769	38,544
044301 CONSUMER AND FAMILY SCIENCE	1	2		1												4
044302 HORTICULTURE	2	4		2												8
044303 YOUTH SERVICES	2	2		6												10
044500 HISTORICAL MUSEUM	1	12		11			1,309		15,844			262	1,529		3,101	22,069
113020 PLANNING-TRAILS 32100	1															1
00234743 SPORTS COMPLEX	-															-
00234744 SOLDIERS CREEK PARK RENOVATION	1															1
04 LEISURE SERVICES DEPT Total	154	225	11	475	14		\$ 52,910		\$ 513,318	\$ 161,800	\$ 63,092	\$ 19,263	\$ 39,794	\$ 26,940	\$ 419,617	1,297,613
05 FIRE DEPT																
055000 PUBLIC SAFETY-00100	1			6			\$ 5,404			\$ 14,371	\$ 2,874	\$ 298	\$ 22			22,976
055017 EMS PERFORMANCE MANAGEMENT		31														31
055600 EMERGENCY MANAGEMENT	5	136	5	114	22		9,794			8,085	3,075	793	1,684			23,713
055608 EMERGENCY MANAGEMENT																-
055701 EMERGENCY COMMUNICATIONS	33	26	5	77	23		3,478									3,642
055725 COMMUNICATIONS/E911-12500	5	3		11		1				345	317	40				722
056100 FIRE RESCUE - OPERATIONS	356	177	331	466	473		45,975		299,696	1,137,039	353,333	5,778	6,320	366	50,832	1,901,142
056101 FIRE RESCUE - ADMIN	27	32		2												61
056104 FIRE INSPECTIONS	9	6	5	19												39
056107 CASSELBERRY EMS/FIRE	35	16	30	30	42		2,878		45,602	164,724	18,864				9,461	241,682
056177 CASSELBERRY EMS/FIRE SEN MGT	4															4
056200 ANIMAL CONTROL	30	22	12	38	40		7,012		3,283	25,060	33,846	3,348	3,082	53	2,942	78,768
061900 COUNTY PROBATION	26	30	22	53	13		5,456			2,312	1,523	1,454	1,957	168		13,014
110405 ADDRESSING	3	4		3								2,245		26		2,281
140510 RADIO SUPPORT AND MAINT	10	21	7	35	20		2,114		4,210	17,589	8,938			471	5,164	38,579
00276790 EMPG FY '15-16																-
00276791 EMPA FY '15-16																-
05 FIRE DEPT Total	543	504	417	854	633	1	\$ 82,111		\$ 352,791	\$ 1,369,525	\$ 422,770	\$ 13,956	\$ 13,065	\$ 1,084	\$ 68,399	2,326,653
06 COMMUNITY SERVICES DEPT																
065900 PAY-ALTERNATIVE/YOUTH	6	11		19	7		\$ 2,792			\$ 2,549	\$ 1,473	\$ 1,573	\$ 594	\$ 284		9,308
065902 TEEN COURT	2												494			496
066000 COMMUNITY SERVICES ADMIN	9	29		23			13,832						4,098	1,873		19,864
066200 COMMUNITY ASSISTANCE	19	14	7	46						2,275	2,299	6,568	3,748	82,694		97,670
066300 VETERAN'S SERVICES	3	3		3								10	514			533
066400 COUNTY PUBLIC HEALTH UNIT		263			16				49,773	22,085				52,000	3,473	127,610
069200 MEDICAL EXAMINER														147		147
00276913 SHIP AFFORDABLE HOUSING 14/15	1															1
00276924 ADMIN-CDBG-FY15 & PRIOR																-
00276951 SOCIAL SERVICES - CSBG	1															1
00276961 SHELTER PLUS CARE	1															1
00276971 NEIGHBOR STAB PROG GRANT ADMIN																-
00276973 NEIGHBOR STAB PROG-NSP3 ADMIN	1															1
00277007 ADMIN-CDBG-FY16													496			496
00277011 SANFORD CDBG-15/16 GRANT	1															1
06 COMMUNITY SERVICES DEPT Total	43	320	7	91	23		\$ 16,624		\$ 49,773	\$ 26,909	\$ 3,772	\$ 8,151	\$ 9,944	\$ 136,998	\$ 3,473	256,128

INTERNAL SERVICE CHARGES INVENTORIES BY DEPARTMENT AND COST CENTER

DEPARTMENT - COST CENTER	Positions	Telephone Inventory	Cell Phone Inventory	Computer Inventory	Radio Inventory	GIS Users	Device Lease Cost	Network Lease Buy	Facilities Maintenance Usage	Fleet Maintenance Usage	Fuel Usage	Postage Usage	Printing Usage	Property Management Charges	Landscaping Charges	Grand Total
07 PUBLIC WORKS DEPT																
010531 PROPERTY MANAGEMENT	1															1
010539 FLEET NON CONTRACT-00100																-
010540 FLEET CONTRACT 00100	4	25	1	21	1		5,660		4,803			80	477	1,637	5,928	18,637
010560 FACILITIES MAINT-00100	37	81	3	43	33		3,348		4,727	168,693	34,477	92	549	806	5,047	217,936
010561 CONSTRUCTION MGMT PERSONNEL	1															1
077000 BUSINESS PROCESS IMPROVEM	2	4		6			3,686		2,741			187	96	684	2,942	10,348
077001 LAND MANAGEMENT	3															3
077013 DIRECTORS/BUSINESS OFFICE																-
077400 ROADS DISTRICT OPERATIONS	60	29	7	62	114		9,113		82,018	446,743	231,476	36	1,090	686	1,440	772,874
077402 STORMWATER OPERATIONS	17	7	1	10						290,629	99,332			316		390,312
077431 MOSQUITO CONTROL	11	10	2	27	9					13,645	14,001		348			28,053
077435 WATER QUALITY	7	9	14	18	4					6,162	6,009	1,246	356			13,825
077442 COUNTYWIDE SUPPORT TEAM	20	7	1	20						107,254	39,064					146,366
077445 WAREHOUSE/CUSTOMER SERV	4	4		10						36,164	4,896					41,078
077459 SIDEWALK REPAIRS	6															6
077501 ENGINEERING	27	39	6	62	9	3	10,057		4,020	11,562	13,612	826	878	5,936	3,580	50,617
077502 ENGINEERING SUPPORT	1	3	5	9						4,848	7,212	29	41			12,148
077700 TRAFFIC ENGINEERING	5	10	1	7	29		2,812		1,986	2,248	1,498	172	560		2,447	11,775
077702 AUTOMATED TRAFFIC CONTROL SYST	11	7	10	1						59,047	32,753			1,062		92,891
077707 SIGNS AND TRAFFIC SAFETY	7	4	2	15						31,650	17,280					48,958
077708 FIBER CONSTRUCTION AND MAINT	6	7	3	31						5,513	6,748					12,308
077709 TRANSPORT STUDY & DATA PROCESS	3	3														6
077710 TRAFFIC ENGINEERING CAP IMPROV	1	1														2
07 PUBLIC WORKS DEPT Total	233	250	56	342	199	3	\$ 34,676		\$ 100,295	\$ 1,184,158	\$ 508,358	\$ 2,668	\$ 4,395	\$ 11,127	\$ 21,384	1,868,144
08 ENVIRONMENTAL SERVICES DEPT																
087001 ADMINISTRATION	2	9		3								\$ 386				400
087002 WATER AND SEWER BILLING	13	16		17	15		2,039					52,101	6,819	32,366		93,386
087003 ADMINISTRATION	5	2		2		1	4,032					2,167	2,158	32,366		40,733
087801 UTILITIES INVENTORY OPERATIONS															1,079	1,079
087802 PROJECT MANAGEMENT - W/S	17	19	11	34	1		1,961			5,764	12,690		837	48,549		69,883
087804 CONSERVATION COMPLIANCE	1	1		24						523	232		34			815
087806 WATER OPERATIONS	61	78	28	121	84			37,756	219,241	127,009		1,350	2,370	21,743		409,841
087807 RECLAIMED WATER OPERATIONS	2	2														4
087810 WASTEWATER OPERATIONS	34	32	7	89	1		13,873		33,884	249,717	78,230	1,012	623	8,091		385,593
087904 LANDFILL OPERATIONS	20	7		1	16					320,947	423,763	923				745,677
087906 CENTRAL TRSF STATION OPERATION	27	3			53		11,393			823,420	570,956	1,201	855	728		1,408,636
087907 COMPLIANCE & PROGRAM MGMT	24	1	2	61	2				53,089	13,625	6,511	954	3,460	110,666	24,377	212,772
08 ENVIRONMENTAL SERVICES DEPT Total	206	170	48	352	172	1	\$ 33,298		\$ 124,729	\$ 1,633,237	\$ 1,219,391	\$ 60,094	\$ 17,156	\$ 255,588	\$ 24,377	3,368,819
11 DEVELOPMENT SERVICES DEPT																
110100 PLANNING/DEVELOPMENT	4	6		17	20							\$ 4,477	\$ 1,423	\$ 991		6,938
110200 LONG RANGE PLANNING	18	31		49			1,906			923	292	8,269	1,105			12,593
110400 BUILDING - 00100							5,031						351			5,382
110404 BUILDING - 10400	38	33	43	63	3		2,900			29,900	52,377	1,107	2,499	18,905		107,868
110804 DEVELOPMENT REVIEW - 10400																-
110810 DEVELOPMENT REVIEW ENG-00100	8	7	5	16									101			137
110811 DEVELOPMENT REVIEW ENG-10101																-
11 DEVELOPMENT SERVICES DEPT Total	68	77	48	145	23		\$ 9,837		\$ 30,823	\$ 52,669	\$ 13,853	\$ 5,479	\$ 19,896			132,918

INTERNAL SERVICE CHARGES INVENTORIES BY DEPARTMENT AND COST CENTER

DEPARTMENT - COST CENTER	Positions	Telephone Inventory	Cell Phone Inventory	Computer Inventory	Radio Inventory	GIS Users	Device Lease Cost	Network Lease Buy	Facilities Maintenance Usage	Fleet Maintenance Usage	Fuel Usage	Postage Usage	Printing Usage	Property Management Charges	Landscaping Charges	Grand Total
14 INFORMATION SERVICES DEPT																
010530 SUPPORT SERVICES												\$ 4	\$ 28	\$ 1,322		1,354
140100 BUSINESS OFFICE	4	7		13								336	4			364
140505 DESKTOP SUPPORT & MAINTENANCE		1	-	78						3,731	5,736					9,546
140506 NETWORK & COMM SERVICES	6	8	6	16												36
140507 DEVELOPMENT OPERATIONS	8	9		16												33
140520 ENTERPRISE ADMINISTRATION	7	7		10					1,448			13			1,281	2,766
140610 GEOG INFO SVCS - 00100	4	4		20		4	1,815									1,847
140701 DOCUMENT MANAGEMENT	3	3		9			18,290									18,305
00006839 NETWORK EQUIPMENT REFRESH								689,900								689,900
14 INFORMATION SERVICES DEPT Total	32	39	6	162		4	\$ 20,105	\$ 689,900	\$ 1,448	\$ 3,731	\$ 5,736	\$ 353	\$ 32	\$ 1,322	\$ 1,281	724,151
18 RESOURCE MANAGEMENT DEPT																
010300 OPERATIONS-FISCAL SERVICE	4	5		3			\$ 1,961					\$ 757				2,730
010302 MSBU PROGRAM (OPERATING BU)	4	5		6								2,430	353			2,798
010305 BUDGET SECTION	11	11		18								54	1,673	151		1,918
010320 PURCHASING SECTION	13	17	1	36			5,945		1,204	234	278	1,240	462	1,071	1,281	11,782
010504 RISK MANAGEMENT/SAFETY	2	5	2	6	2		2,922			642	506	708	4			4,799
010505 RISK MANAGEMENT/INSURANCE														186		186
010506 WORKERS COMPENSATION	2	1		2												5
00276921 Veterans Treatment Court	1															1
00276998 ADULT DRUG COURT 14/15	-															-
01785381 ADULT DRUG COURT 15/16	1															1
18 RESOURCE MANAGEMENT DEPT Total	38	44	3	71	2		\$ 10,828		\$ 1,204	\$ 876	\$ 784	\$ 5,189	\$ 2,492	\$ 1,408	\$ 1,281	24,220
Total	1,377	3,871	611	2,665	2,764	9	\$ 300,658	\$ 689,900	\$ 2,324,785	\$ 4,429,218	\$ 2,285,250	\$ 412,646	\$187,580	\$ 1,417,957	\$ 594,585	12,653,876



NON-BASE REQUESTS

SUMMARY OF NON-BASE REQUESTS

FUND MINOR	FLEET	EQUIPMENT	FACILITIES	PROJECT	GRAND TOTAL
01 GENERAL FUNDS		\$ 14,770	\$ 205,000	\$ 401,734	\$ 621,504
02 REPLACEMENT FUNDS	601,980	21,800	841,622	932,634	2,398,036
04 TRANSPORTATION FUNDS	23,823	33,900			57,723
05 SALES TAX FUNDS	3,539,600			47,617,907	51,157,507
06 FIRE DISTRICT FUNDS		1,031,724	241,427	3,369,917	4,643,068
07 BUILDING FUNDS	21,267				21,267
11 GRANT FUNDS				90,000	90,000
13 SPECIAL REVENUE FUNDS				200,000	200,000
18 CAPITAL FUNDS				860,141	860,141
19 WATER & SEWER FUNDS	881,075	125,600	61,246	24,344,502	25,412,423
20 SOLID WASTE FUNDS	1,716,131		39,760	1,815,000	3,570,891
GRAND TOTAL	\$ 6,783,876	\$ 1,227,794	\$ 1,389,055	\$ 79,631,835	\$ 89,032,560

Non-Base Requests - a non-recurring or one-time budget provided to a Department with a specific scope of work, which does not expire until completed. Non-Base requests are segregated in individual Business Units that are eligible to be carried forward at the end of each Fiscal Year. Examples include:

Fleet - includes any rolling stock equipment (vehicles, off- road equipment, trailers, emergency vehicles and apparatus) of a cost of \$5,000 or greater.

Equipment - other equipment or technology requested by Departments with a cost of \$5,000 or greater.

Facilities - projects including renovations and repairs to County facilities with a cost of \$5,000 or greater.

Project - is a non-base activity that can be either an operating or capital project with an identifiable cost and scope of services.

PROJECTS INTRODUCTION

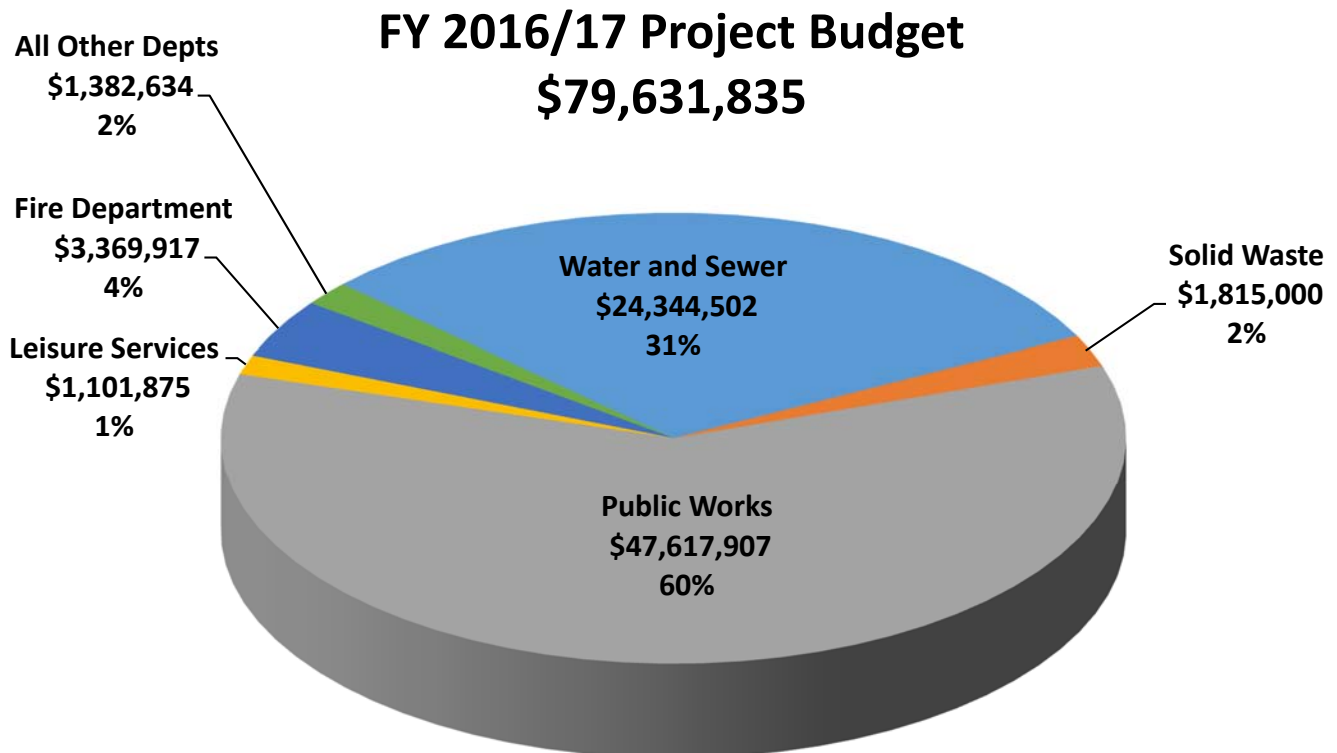
A project is a non-base activity that can be either an operating or capital project with an identifiable cost and scope of services. A capital project is a capital improvement which has a minimum cost of five thousand dollars (\$5,000) and a useful life of one year and will include a scope of services, time frame for completion, a location, an estimated total expenditure, and proposed method of financing resulting in the creation or acquisition of a capital asset.

The project listings do not contain any previously established projects which will be funded in FY 2016/17 solely by a carryforward of available funds from FY 2015/16, nor any amendments made to project budgets after the budget was adopted.

By their nature, many projects tend to incur expenditures over a period of years. The unspent funding for these projects is carried forward from year to year. Other projects are funded by assigning additional funding to an existing project on a yearly basis until the project is completed.

The FY 2016/17 Adopted Budget contains \$79,631,835 in project funding. In addition to this funding, unexpended funds from uncompleted projects in FY 2015/16 will be carried forward in January, 2017.

The breakdown of projects by responsible Department/Program is represented by the following graphic:



SUMMARY OF MAJOR PROJECTS

The largest projects contained within the FY 2016/17 Adopted Budget are the following:

Fire Station 29 - \$3,369,917

The Communities of Jamestown, Aloma Woods, and SR 426/ SR 417 corridor has experienced significant growth of commercial and residential properties resulting in the need for expanded emergency service delivery. Seminole County Fire Department has identified the need of a fire station in the area of SR 426/Via Loma Way. Permitting, site work and construction of Fire Station 29 is anticipated to begin in FY 2016/17.

The amount included in the FY 2016/17 budget represents the funding needed for construction. An additional 15 new positions will be needed to staff the station at an estimated cost of \$1,008,000 a year beginning in FY 2018/19. The station will also require a Fire Engine that will be purchased in FY 2017/18. It is anticipated that on-going operational costs for the station will be approximately \$100K a year.

Countywide Resurfacing of Local Roadways - \$4,000,000

This Public Works project includes the resurfacing of local roadways throughout the County. Resurfacing activities include asphalt overlay, full depth reclamation, and various methods of asphalt surface refurbishment and reconstruction.

The amount included in the FY 2016/17 budget represents the funding need for construction.

East Lake Mary Resurfacing - \$1,900,000

This Public Works project will involve the full depth reclamation, asphalt overlay, and shoulder restoration of E. Lake Mary Blvd from Red Cleveland Blvd to SR 46.

The amount included in the FY 2016/17 budget represents the funding needed to make these improvements. Additional operations and maintenance costs are estimated at 3% of the construction costs or approximately \$57,000 a year.

US 17-92 at 5 Points Project - \$4,500,000

This Public Works project consists of the design and permitting of a new connector roadway from Bush Boulevard to US Highway 17-92 (Approximately 700 feet) north of Tropic Park Drive which will align with the proposed Reagan Center access roadway on the east side of US 17-92. This new roadway will run through an existing wetland for approximately 400 feet and will likely require wetland mitigation.

The amount included in the FY 2016/17 budget represents funding needed for construction. Additional operations and maintenance costs are estimated at 3% of the construction costs or approximately \$135,000 a year.

SUMMARY OF MAJOR PROJECTS

Northwestern / Little Wekiva Bridge Replacement - \$1,997,500

This Public Works project will involve the reconstruction of a bridge on Northwestern Ave over the Little Wekiva River. The current bridge is functionally obsolete

The amount included in the FY 2016/17 budget represents funding needed for design, CEI and construction. Additional operations and maintenance costs are estimated at 3% of the construction costs or approximately \$51,000 a year.

CR 46A Intersection Improvements - \$1,520,000

This Public Works project will address safety issues along CR 46A from approximately 250 feet west of Club Rd to another 200 feet east of Hartwell Ave. The primary focus will be on the intersections of Ridgewood Ave and Hartwell Ave. Both intersections are the main access roads to two schools (Seminole High School and Millennium Middle School) south of CR 46A.

The amount included in the FY 2016/17 budget represents funding needed for construction. Additional operations and maintenance costs are estimated at 3% of the construction costs or approximately \$45,600 a year.

Wekiva Parkway Utility Relocates - \$8,200,000

This Environmental Services project involves the relocation of underground potable water, sewer and reclaimed utility mains to avoid conflicts with the construction of the new Wekiva Parkway. Utility relocations must be completed and placed into service before existing utility infrastructure that is in conflict with the Wekiva Parkway is removed.

There are no additional operational or maintenance costs, as this project involves the relocation of existing utilities currently in service to areas not impacted by the Wekiva Parkway.

Small Meter Replacement Program - \$2,250,000

This Environmental Services project (Water Distribution Improvements family) consists of replacing all the small service meters (5/8" to 2") throughout the County over a period of ten years. This will ensure that the cost of water and sewer service is equitably distributed among all customers by accurate meters. The project was initiated October 2011, and is estimated to be completed September 2021.

There are no additional operating or maintenance costs since this is the replacement of existing meters.

SUMMARY OF MAJOR PROJECTS

Greenwood Lakes Power Easement - \$2,000,000

This Environmental Services project (Reclaimed Water System Improvements family) will consist of constructing a new master pump station and installing 1,500 LF of force main to replace existing gravity sewer. Also included will be the replacement of the power easement manhole with a new manhole, rerouting two gravity sewer lines, and grout the abandon manhole. This will improve the overall efficiency and reliability of the system, with a minimal impact to operations and maintenance costs and add no additional operating costs. The project was initiated January 2014, and is estimated to be completed September 2017.

Pump Station Upgrades - \$1,700,000

This Environmental Services project (Wastewater Pump Station Upgrades family) consists of the design, permitting, and construction of annual pump station upgrades that include wet well rehabilitation, control panels, concrete pad repair, odor control, and generators as needed to achieve efficient maintenance costs, maintain mechanical integrity and extend the useful life of existing stations. Other repairs may be required and are determined by a condition assessment. The project was initiated October 2013, and is estimated to be completed September 2018. Operations and maintenance costs are not expected to be impacted.

Future Operating Impacts

In general, the cost of maintaining a transportation project ranges from 2% (for pedestrian structures) to 3.7% (for roadways) of the total construction cost, per year. However, in the case of expansions of State Roads, the County is not responsible for the maintenance of the roadway. As such, there is no operating impact for additional lanes added to such a roadway. Other projects' operating impact may vary considerably.

COUNTYWIDE PROJECTS BY FUND

DEPARTMENT - PROGRAM	PROGRAM	DEPARTMENT	FY 2016/17 ADOPTED BUDGET
00100 GENERAL FUND			
00007108 - GIS CONSULTANT	14 GEOGRAPHIC INFORMATION SYSTEMS	14 INFORMATION SERVICES DEPT	\$ 30,000
00007121 - ANALOG TO DIGITAL CONVERSION	01 EMERGENCY MANAGEMENT	01 ADMINISTRATION DEPT	180,000
00231102 - CLASS ESCOM SYSTEM MODULE	04 RECREATIONAL ACTIVITIES & PROG	04 LEISURE SERVICES DEPT	86,734
00234688 - JAMESTOWN PLAYGROUND AND SITE	04 RECREATIONAL ACTIVITIES & PROG	04 LEISURE SERVICES DEPT	105,000
00100 GENERAL FUND Total			\$ 401,734
00104 BOATING IMPROVEMENT FUND			
00234793 - WAYSIDE PARK-BOATER IMPROVEMEN	04 NATURAL LANDS	04 LEISURE SERVICES DEPT	\$ 200,000
00104 BOATING IMPROVEMENT FUND Total			\$ 200,000
00111 TECHNOLOGY REPLACEMENT FUND			
00006651 - TECHNOLOGY REPLACEMENT	14 WORKSTATION SUPPORT & MAINTENA	14 INFORMATION SERVICES DEPT	\$ 220,634
00006839 - NETWORK EQUIPMENT REFRESH	14 WORKSTATION SUPPORT & MAINTENA	14 INFORMATION SERVICES DEPT	712,000
00111 TECHNOLOGY REPLACEMENT FUND Total			\$ 932,634
11500 1991 INFRASTRUCTURE SALES TAX			
00137114 - E LAKE MARY RESURFACING	07 CAPITAL PROJECTS DELIVERY	07 PUBLIC WORKS DEPT	\$ 1,900,000
01785199 - E AIRPORT BLVD	07 CAPITAL PROJECTS DELIVERY	07 PUBLIC WORKS DEPT	100,000
01785200 - RONALD REAGAN BLVD (CR 427)	07 CAPITAL PROJECTS DELIVERY	07 PUBLIC WORKS DEPT	700,000
01785477 - CW RESURFACE LOCAL ROADS	07 CAPITAL PROJECTS DELIVERY	07 PUBLIC WORKS DEPT	4,000,000
11500 1991 INFRASTRUCTURE SALES TAX Total			\$ 6,700,000
11541 2001 INFRASTRUCTURE SALES TAX			
00205206 - SR 426 / CR 419 WIDENING PH2	07 CAPITAL PROJECTS DELIVERY	07 PUBLIC WORKS DEPT	\$ 600,000
00265503 - US 17/92 @ 5PTS PROJECT	07 CAPITAL PROJECTS DELIVERY	07 PUBLIC WORKS DEPT	4,500,000
00285003 - USGS MONITORING PROGRAM TMDL	07 CAPITAL PROJECTS DELIVERY	07 PUBLIC WORKS DEPT	70,000
11541 2001 INFRASTRUCTURE SALES TAX Total			\$ 5,170,000
11560 2014 INFRASTRUCTURE SALES TAX			
01785137 - SR 436 AT CR 427	07 CAPITAL PROJECTS DELIVERY	07 PUBLIC WORKS DEPT	\$ 1,000,000
01785153 - SANFORD RIVERWALK PHASE 3	07 CAPITAL PROJECTS DELIVERY	07 PUBLIC WORKS DEPT	7,000,000
01785165 - MAST ARM REFURBISHMENTS	07 CAPITAL PROJECTS DELIVERY	07 PUBLIC WORKS DEPT	200,000
01785167 - ATMS / ITMS PROGRAM (PARENT)	07 CAPITAL PROJECTS DELIVERY	07 PUBLIC WORKS DEPT	1,500,000
01785206 - MARKHAM WOOD RD	07 CAPITAL PROJECTS DELIVERY	07 PUBLIC WORKS DEPT	390,000
01785207 - PALM SPRINGS DR	07 CAPITAL PROJECTS DELIVERY	07 PUBLIC WORKS DEPT	230,000
01785212 - OLD HOWELL BRANCH RD	07 CAPITAL PROJECTS DELIVERY	07 PUBLIC WORKS DEPT	180,000
01785234 - SUBDIVISION RETROFIT	07 CAPITAL PROJECTS DELIVERY	07 PUBLIC WORKS DEPT	1,250,000
01785236 - BEAR LAKE	07 CAPITAL PROJECTS DELIVERY	07 PUBLIC WORKS DEPT	200,000
01785240 - PIPE LINING & RELATED INSP	07 CAPITAL PROJECTS DELIVERY	07 PUBLIC WORKS DEPT	1,750,000
01785244 - W AIRPORT BLVD SIDEWALK	07 CAPITAL PROJECTS DELIVERY	07 PUBLIC WORKS DEPT	320,000
01785249 - LINCOLN HEIGHTS SUBDIVISION	07 CAPITAL PROJECTS DELIVERY	07 PUBLIC WORKS DEPT	225,000
01785262 - NORTH OREGON ST	07 CAPITAL PROJECTS DELIVERY	07 PUBLIC WORKS DEPT	80,000
01785269 - OLD LOCKWOOD RD	07 CAPITAL PROJECTS DELIVERY	07 PUBLIC WORKS DEPT	275,000
01785272 - RIVERVIEW AVE	07 CAPITAL PROJECTS DELIVERY	07 PUBLIC WORKS DEPT	220,000
01785283 - NORTHWESTERN / LITTLE WEKIVA	07 CAPITAL PROJECTS DELIVERY	07 PUBLIC WORKS DEPT	1,997,500
01785284 - CST HOWELL CREEK TRESTLE	07 CAPITAL PROJECTS DELIVERY	07 PUBLIC WORKS DEPT	470,000
01785297 - MINOR PROJECTS > \$50,000	07 CAPITAL PROJECTS DELIVERY	07 PUBLIC WORKS DEPT	100,000
01785299 - E MCCULLOCH ROAD TURN IMPR	07 CAPITAL PROJECTS DELIVERY	07 PUBLIC WORKS DEPT	60,000
01785303 - ORANGE BLVD (CR 431)	07 CAPITAL PROJECTS DELIVERY	07 PUBLIC WORKS DEPT	75,000
01785316 - EE WILLIAMSON RD TRAIL CONNECT	07 CAPITAL PROJECTS DELIVERY	07 PUBLIC WORKS DEPT	833,750
01785344 - MAST ARM REBUILDS	07 CAPITAL PROJECTS DELIVERY	07 PUBLIC WORKS DEPT	450,000
01785346 - STRIPING	07 CAPITAL PROJECTS DELIVERY	07 PUBLIC WORKS DEPT	100,000
01785350 - CELERY/MELLONVILLE TRAIL	07 CAPITAL PROJECTS DELIVERY	07 PUBLIC WORKS DEPT	1,000,000
01785406 - 5 POINTS COMPLEX	07 CAPITAL PROJECTS DELIVERY	07 PUBLIC WORKS DEPT	1,500,000
01785407 - MAIN STREET SIDEWALK PROJECT	07 CAPITAL PROJECTS DELIVERY	07 PUBLIC WORKS DEPT	575,000
01785432 - SPRING HILL OUTFALL WEIR REHAB	07 CAPITAL PROJECTS DELIVERY	07 PUBLIC WORKS DEPT	20,000
01785434 - ALTON DR STORMWATER POND MOD	07 CAPITAL PROJECTS DELIVERY	07 PUBLIC WORKS DEPT	150,000
01785435 - CR 426 @ VAN ARSDALE ST	07 CAPITAL PROJECTS DELIVERY	07 PUBLIC WORKS DEPT	350,000
01785436 - WATER QUALITY MASTER PLAN	07 CAPITAL PROJECTS DELIVERY	07 PUBLIC WORKS DEPT	100,000
01785439 - LAKE ASHER-DREDGE RESTORATION	07 CAPITAL PROJECTS DELIVERY	07 PUBLIC WORKS DEPT	200,000
01785443 - TANGLEWOOD DRAINAGE	07 CAPITAL PROJECTS DELIVERY	07 PUBLIC WORKS DEPT	250,000
01785444 - ADA REPLACEMENT	07 CAPITAL PROJECTS DELIVERY	07 PUBLIC WORKS DEPT	400,000
01785445 - CR 46 A SIDEWALK - 3RD GEN	07 CAPITAL PROJECTS DELIVERY	07 PUBLIC WORKS DEPT	50,000
01785446 - I-4 TRAIL OVERPASS REPAIR	07 CAPITAL PROJECTS DELIVERY	07 PUBLIC WORKS DEPT	50,000
01785447 - ANNUAL BRIDGE REPAIR - MINOR	07 CAPITAL PROJECTS DELIVERY	07 PUBLIC WORKS DEPT	110,000
01785450 - AIRPORT BLVD INTERSECTION IMPROVEMENTS	07 CAPITAL PROJECTS DELIVERY	07 PUBLIC WORKS DEPT	450,000
01785451 - W. LAKE MARY BLVD (EB LANES)	07 CAPITAL PROJECTS DELIVERY	07 PUBLIC WORKS DEPT	50,000
01785452 - CR 46 A INTER IMPROVEMENTS	07 CAPITAL PROJECTS DELIVERY	07 PUBLIC WORKS DEPT	1,520,000
01785453 - LOCKWOOD BLVD @ CR 419	07 CAPITAL PROJECTS DELIVERY	07 PUBLIC WORKS DEPT	175,000
01785455 - MLK BLVD @ ST JOHNS	07 CAPITAL PROJECTS DELIVERY	07 PUBLIC WORKS DEPT	350,000
01785456 - SR 436 @ HUNT CLUB	07 CAPITAL PROJECTS DELIVERY	07 PUBLIC WORKS DEPT	450,000
01785457 - SAND LAKE @ HUNT CLUB	07 CAPITAL PROJECTS DELIVERY	07 PUBLIC WORKS DEPT	350,000
01785474 - MISCELLANEOUS TRAIL PROJECTS	07 CAPITAL PROJECTS DELIVERY	07 PUBLIC WORKS DEPT	25,000
01785475 - TRAILS PRIORITY MATRIX	07 CAPITAL PROJECTS DELIVERY	07 PUBLIC WORKS DEPT	100,000

COUNTYWIDE PROJECTS BY FUND

DEPARTMENT - PROGRAM	PROGRAM	DEPARTMENT	FY 2016/17 ADOPTED BUDGET
01785478 - SIDEWALK REPLACEMENT - ROADS	07 CAPITAL PROJECTS DELIVERY	07 PUBLIC WORKS DEPT	375,000
01785479 - SIDEWALK REPLACEMENT - SW	07 CAPITAL PROJECTS DELIVERY	07 PUBLIC WORKS DEPT	375,000
01785481 - LANDSCAPE - AIRPORT BLVD	07 CAPITAL PROJECTS DELIVERY	07 PUBLIC WORKS DEPT	200,000
01785482 - LANDSCAPE - CR 46A	07 CAPITAL PROJECTS DELIVERY	07 PUBLIC WORKS DEPT	250,000
01785483 - LANDSCAPE - CR 419	07 CAPITAL PROJECTS DELIVERY	07 PUBLIC WORKS DEPT	175,000
01785486 - GEC - PROJECT MANAGEMENT	07 CAPITAL PROJECTS DELIVERY	07 PUBLIC WORKS DEPT	500,000
01785488 - CRANE STRAND CANAL CULVERT REP	07 CAPITAL PROJECTS DELIVERY	07 PUBLIC WORKS DEPT	350,000
01785489 - ENGINEERING CAPITALIZATION	07 CAPITAL PROJECTS DELIVERY	07 PUBLIC WORKS DEPT	4,066,657
01785490 - E MCCULLOCH RD - 3RD GEN PH 2	07 CAPITAL PROJECTS DELIVERY	07 PUBLIC WORKS DEPT	125,000
01785492 - TUSKAWILLA RD PH 4	07 CAPITAL PROJECTS DELIVERY	07 PUBLIC WORKS DEPT	1,200,000
99999906 - PROJECT MANAGEMENT (GEC)	07 CAPITAL PROJECTS DELIVERY	07 PUBLIC WORKS DEPT	1,000,000
11560 2014 INFRASTRUCTURE SALES TAX Total			\$ 35,747,907
11901 COMMUNITY DEVELOPMEN BLK GRANT			
06881617 - BOOKERTOWN PARK BATHROOMS	06 COMMUNITY DEVELOPMENT GRANTS	06 COMMUNITY SERVICES DEPT	\$ 90,000
11901 COMMUNITY DEVELOPMEN BLK GRANT Total			\$ 90,000
12801 FIRE/RESCUE-IMPACT FEE			
00258003 - FIRE STATION 29 - ALOMA AVENUE	05 EMS/FIRE/RESCUE	05 FIRE DEPT	\$ 3,369,917
12801 FIRE/RESCUE-IMPACT FEE Total			\$ 3,369,917
30600 INFRASTRUCTURE IMP OP FUND			
00249202 - COMMUNICATION TOWER REPLACEMEN	01 TELECOMMUNICATIONS	01 ADMINISTRATION DEPT	\$ 150,000
30600 INFRASTRUCTURE IMP OP FUND Total			\$ 150,000
30700 SPORTS COMPLEX/SOLDIERS CREEK			
00234744 - SOLDIERS CREEK PARK RENOVATION	04 RECREATIONAL ACTIVITIES & PROG	04 LEISURE SERVICES DEPT	\$ 53,241
30700 SPORTS COMPLEX/SOLDIERS CREEK Total			\$ 53,241
32100 NATURAL LANDS/TRAILS			
00234649 - ECON RIVER BOARDWALK REPLACEME	04 NATURAL LANDS	04 LEISURE SERVICES DEPT	\$ 90,000
00234694 - SPRING HAMMOCK BOARDWALK REPL	04 NATURAL LANDS	04 LEISURE SERVICES DEPT	66,900
00234695 - JETTA POINT (NATURAL LANDS)	04 NATURAL LANDS	04 LEISURE SERVICES DEPT	500,000
32100 NATURAL LANDS/TRAILS Total			\$ 656,900
40100 WATER AND SEWER FUND			
00006607 - UNIDIRECTIONAL FLUSHING PROGRA	08 WATER OPERATIONS	08 ENVIRONMENTAL SERVICES DEPT	\$ 150,000
00022903 - SMALL METER REPLACEMENT PROGRA	08 UTILITIES ENGINEERING PROGRAM	08 ENVIRONMENTAL SERVICES DEPT	2,250,000
40100 WATER AND SEWER FUND Total			\$ 2,400,000
40108 WATER & SEWER CAPITAL IMPROVEM			
00021716 - OVERSIZING & EXTENSION-SANITAR	08 UTILITIES ENGINEERING PROGRAM	08 ENVIRONMENTAL SERVICES DEPT	\$ 50,000
00021717 - OVERSIZING & EXTENSIONS-POTABL	08 UTILITIES ENGINEERING PROGRAM	08 ENVIRONMENTAL SERVICES DEPT	50,000
00021726 - OREGON ST/FM WM RELOCATES	08 UTILITIES ENGINEERING PROGRAM	08 ENVIRONMENTAL SERVICES DEPT	750,000
00040302 - CAPITALIZED LABOR PROJECT	08 UTILITIES ENGINEERING PROGRAM	08 ENVIRONMENTAL SERVICES DEPT	827,502
00056606 - LAKE MONROE WATER TREATMENT DE	08 UTILITIES ENGINEERING PROGRAM	08 ENVIRONMENTAL SERVICES DEPT	445,000
00064573 - LAKE MONROE SYSTEM PRESSURE MO	08 UTILITIES ENGINEERING PROGRAM	08 ENVIRONMENTAL SERVICES DEPT	100,000
00064576 - SOUTHWEST SERVICE AREA PIPELIN	08 UTILITIES ENGINEERING PROGRAM	08 ENVIRONMENTAL SERVICES DEPT	500,000
00064583 - WATER DISTRIBUTION SYSTEM COND	08 UTILITIES ENGINEERING PROGRAM	08 ENVIRONMENTAL SERVICES DEPT	160,000
00064591 - DOLGNER PL WATER MAIN REPLACE	08 UTILITIES ENGINEERING PROGRAM	08 ENVIRONMENTAL SERVICES DEPT	300,000
00064592 - WATER SERVICE LINE REPLACEMENT	08 UTILITIES ENGINEERING PROGRAM	08 ENVIRONMENTAL SERVICES DEPT	300,000
00064593 - BRAMPTON PL WATER MAIN RELOCAT	08 UTILITIES ENGINEERING PROGRAM	08 ENVIRONMENTAL SERVICES DEPT	75,000
00065234 - WEKIVA PARKWAY UTILITY RELOCAT	08 UTILITIES ENGINEERING PROGRAM	08 ENVIRONMENTAL SERVICES DEPT	8,200,000
00065236 - MINOR ROADS UTILITY UPGRADES-P	08 UTILITIES ENGINEERING PROGRAM	08 ENVIRONMENTAL SERVICES DEPT	75,000
00065237 - MINOR ROADS UTILITY UPGRADES-S	08 UTILITIES ENGINEERING PROGRAM	08 ENVIRONMENTAL SERVICES DEPT	75,000
00065239 - OXFORD ROAD IMPROVEMENTS - 17-	08 UTILITIES ENGINEERING PROGRAM	08 ENVIRONMENTAL SERVICES DEPT	160,000
00065284 - ORANGE AVE FORCE MAIN EXTENSIO	08 UTILITIES ENGINEERING PROGRAM	08 ENVIRONMENTAL SERVICES DEPT	100,000
00065285 - COUNTRY CLUB HEIGHT GRAV MAIN	08 UTILITIES ENGINEERING PROGRAM	08 ENVIRONMENTAL SERVICES DEPT	150,000
00065286 - SR 417 WIDENING RELOCATES	08 UTILITIES ENGINEERING PROGRAM	08 ENVIRONMENTAL SERVICES DEPT	150,000
00065287 - SPRING VILLA CONFLICT	08 UTILITIES ENGINEERING PROGRAM	08 ENVIRONMENTAL SERVICES DEPT	145,000
00082924 - PUMP STATION UPGRADES	08 UTILITIES ENGINEERING PROGRAM	08 ENVIRONMENTAL SERVICES DEPT	1,700,000
00082926 - GREENWOOD LAKES POWER EASEMENT	08 UTILITIES ENGINEERING PROGRAM	08 ENVIRONMENTAL SERVICES DEPT	2,000,000
00083116 - FORCE MAIN & AIR RELEASE VALVE	08 UTILITIES ENGINEERING PROGRAM	08 ENVIRONMENTAL SERVICES DEPT	250,000
00083117 - GRAVITY SEWER & MANHOLE CONDIT	08 UTILITIES ENGINEERING PROGRAM	08 ENVIRONMENTAL SERVICES DEPT	250,000

COUNTYWIDE PROJECTS BY FUND

DEPARTMENT - PROGRAM	PROGRAM	DEPARTMENT	FY 2016/17 ADOPTED BUDGET
00164308 - CONCENTRATE MGMT FEASIBILITY EVALUATION	08 WATER OPERATIONS	08 ENVIRONMENTAL SERVICES DEPT	150,000
00181606 - YLSWTF AIR PIPING RELOCATE	08 UTILITIES ENGINEERING PROGRAM	08 ENVIRONMENTAL SERVICES DEPT	200,000
00201103 - CONSUMPTIVE USE PERMIT CONSOLI	08 UTILITIES ENGINEERING PROGRAM	08 ENVIRONMENTAL SERVICES DEPT	50,000
00201522 - POTABLE WELL IMPROVEMENTS	08 UTILITIES ENGINEERING PROGRAM	08 ENVIRONMENTAL SERVICES DEPT	75,000
00201547 - SER WELL 4 MODIFICATIONS	08 UTILITIES ENGINEERING PROGRAM	08 ENVIRONMENTAL SERVICES DEPT	50,000
00203314 - DOL RAY WATER TREATMENT PLANT	08 UTILITIES ENGINEERING PROGRAM	08 ENVIRONMENTAL SERVICES DEPT	445,000
00203315 - DRUID HILLS WATER TREATMENT PL	08 UTILITIES ENGINEERING PROGRAM	08 ENVIRONMENTAL SERVICES DEPT	195,000
00216426 - IRON BRIDGE AGREEMENT	08 UTILITIES ENGINEERING PROGRAM	08 ENVIRONMENTAL SERVICES DEPT	2,442,000
00227413 - GREENWOOD LAKES RAPID INFILTRA	08 UTILITIES ENGINEERING PROGRAM	08 ENVIRONMENTAL SERVICES DEPT	200,000
00283004 - SSNOCWTA INFILTRATION & INFLO	08 UTILITIES ENGINEERING PROGRAM	08 ENVIRONMENTAL SERVICES DEPT	400,000
00283005 - NW-RW-2 SYSTEM WIDE OPER EFFIC	08 UTILITIES ENGINEERING PROGRAM	08 ENVIRONMENTAL SERVICES DEPT	350,000
00283006 - SCADA AND SECURITY SYSTEMS IMP	08 UTILITIES ENGINEERING PROGRAM	08 ENVIRONMENTAL SERVICES DEPT	325,000
00283010 - RED BUG LAKE RD FM REPLACEMENT	08 UTILITIES ENGINEERING PROGRAM	08 ENVIRONMENTAL SERVICES DEPT	250,000
40108 WATER & SEWER CAPITAL IMPROVEM Total			\$ 21,944,502
40201 SOLID WASTE FUND			
00007098 - CTS NPDES PERMIT	08 CENTRAL TRANSFER STATION OPERA	08 ENVIRONMENTAL SERVICES DEPT	\$ 10,000
00160803 - LANDFILL ACCESS PAVING	08 SW-COMPLIANCE & PROGRAM MANAGE	08 ENVIRONMENTAL SERVICES DEPT	750,000
00201902 - TIPPING FLOOR RESURFACING	08 SW-COMPLIANCE & PROGRAM MANAGE	08 ENVIRONMENTAL SERVICES DEPT	175,000
00215802 - UPGRADED PREFABRICATED HAZARDO	08 SW-COMPLIANCE & PROGRAM MANAGE	08 ENVIRONMENTAL SERVICES DEPT	80,000
00244517 - TRANSFER STATION REFURBISHMENT	08 SW-COMPLIANCE & PROGRAM MANAGE	08 ENVIRONMENTAL SERVICES DEPT	445,000
00244522 - LANDFILL PUMP STATION REPLACEM	08 SW-COMPLIANCE & PROGRAM MANAGE	08 ENVIRONMENTAL SERVICES DEPT	40,000
00244604 - LANDFILL GAS SYSTEM EXPANSION	08 SW-COMPLIANCE & PROGRAM MANAGE	08 ENVIRONMENTAL SERVICES DEPT	315,000
40201 SOLID WASTE FUND Total			\$ 1,815,000
Grand Total			79,631,835

COUNTYWIDE PROJECTS DETAIL

FY 2016/17
ADOPTED BUDGET

BY DEPARTMENT

01 ADMINISTRATION DEPT	
00007121 - ANALOG TO DIGITAL CONVERSION	
SINCE JUNE 13, 2009, FULL-POWER STATIONS NATIONWIDE HAVE BEEN REQUIRED TO BROADCAST EXCLUSIVELY IN A DIGITAL FORMAT. AUDIO VISUAL PROVIDERS NATIONWIDE ARE NOW BUILDING SYSTEMS EXCLUSIVELY IN A DIGITAL FORMAT. JUNE 2015 WAS GENERALLY VIEWED AS AN INTERNATIONALLY MANDATED ANALOGUE SWITCH-OFF DATE. AFTER THE SWITCH FROM ANALOG TO DIGITAL, ANALOG SYSTEMS SUCH AS THOSE INSIDE THE EOC WILL BECOME INCAPABLE TO RECEIVE BROADCASTS OR DIGITAL COMPUTER INPUTS. MANY OF THE SYSTEMS IN THE EOC REMAIN ANALOG AS WHEN THE PUBLIC SAFETY BUILDING WAS BUILT IN 1998. MANY OF THE COMPANIES WITH SYSTEMS IN THE EOC NO LONGER BUILD PARTS FOR THESE ANALOG DEVICES. UPGRADES TO THE SYSTEM ARE REQUIRED TO MAINTAIN OPERATIONAL READINESS AND SITUATIONAL AWARENESS INSIDE THE EOC.	\$ 180,000
00249202 - COMMUNICATION TOWER REPLACEMENT	
THE PROJECT SCOPE CONSISTS OF REPLACING 7 EXISTING COMMUNICATION TOWERS AND CONSTRUCTING 1 NEW COMMUNICATION TOWER. THE EXISTING TOWERS IDENTIFIED FOR REPLACEMENT HAVE REACHED LOADING CAPACITY WITH THE EXISTING ANTENNA/MICROWAVE ANTENNA ARRAY AND DO NOT OFFER THE OPPORTUNITY FOR ADDITIONAL ANTENNAS TO MEET PUBLIC SAFETY NEEDS OR POTENTIAL CO-LOCATORS. THIS ALSO POTENTIALLY INCLUDES THE STRENGTHENING OF 1 EXISTING PUBLIC SAFETY COMMUNICATIONS TOWER.	\$ 150,000
01 ADMINISTRATION DEPT Total	
\$ 330,000	
04 LEISURE SERVICES DEPT	
00231102 - CLASS ESCOM SYSTEM MODULE	
NEW RECREATION SOFTWARE SYSTEM IMPLEMENTATION DUE TO CLASS SOFTWARE NO LONGER BEING SUPPORTED.	\$ 86,734
00234649 - ECON RIVER BOARDWALK REPLACEMENT	
EXISTING BOARDWALK IN NEED OF REPAIRS AND RENOVATION. CURRENT STRUCTURE NEEDS ATTENTION BEFORE IT BECOMES UNSAFE.	\$ 90,000
00234694 - SPRING HAMMOCK BOARDWALK REPLACEMENT	
DEMOLITION OF CURRENT LAKE JESUP BOARDWALK AND REPLACEMENT OF BOARDWALK.	\$ 66,900
00234695 - JETTA POINT (NATURAL LANDS)	
REDEVELOP PROPERTY INTO PARK AND ADD TENNIS COURTS, BASKETBALL COURT, WALKING PATHS, PLAYGROUND, AMENITIES, AND PARKING	\$ 500,000
00234744 - SOLDIERS CREEK PARK RENOVATION	
THE INITIAL SCOPE OF THE PROJECT IS A REDEVELOPMENT OF THE SOFTBALL SIDE OF THE PARK INTO 4 BASEBALLS FIELDS, IMPROVING PARKING, DRAINAGE AND ADDITION RECREATIONAL CENTER. THE SCOPE OF PROJECT HAS TENTATIVELY INCREASED TO INCLUDE RENOVATION AND RECONSTRUCTION OF ENTIRE PARK. RENOVATIONS/CONSTRUCTION TO SOLDIERS CREEK PARK WILL BE IN CONJUNCTION WITH THE BUILDING OF THE NEW SPORTS COMPLEX WITH MOST RENOVATIONS TAKING PLACE AFTER THE SPORTS COMPLEX IS COMPLETE.	\$ 53,241
00234793 - WAYSIDE PARK-BOATER IMPROVEMENT	
REPLACE BOAT DOCKS AND AMENITIES	\$ 200,000
00234688 - JAMESTOWN PLAYGROUND AND SITE	
REPLACEMENT OF OUTDATED PLAYGROUND EQUIPMENT AND SURFACING. IMPROVED PARKING AREA AND ADDITION OF SIDEWALKS.	\$ 105,000
04 LEISURE SERVICES DEPT Total	
\$ 1,101,875	
05 FIRE DEPT	
00258003 - FIRE STATION 29 - ALOMA AVENUE	
THE COMMUNITIES OF JAMESTOWN, ALOMA WOODS AND SR 426 / SR 417 CORRIDOR, WHICH HAS EXPERIENCED SIGNIFICANT GROWTH OF COMMERCIAL AND RESIDENTIAL PROPERTIES HAS RESULTED IN THE NEED FOR EXPANDED EMERGENCY SERVICE DELIVERY. SEMINOLE COUNTY FIRE DEPARTMENT HAS IDENTIFIED THE NEED OF A FIRE STATION IN THE AREA SR 426/VIA LOMA WAY. SEMINOLE COUNTY FIRE DEPARTMENT HAS STUDIED THE AREA AND DETERMINED THE NEED TO BEGIN CONSTRUCTION OF FIRE STATION IN FY 16/17 FOR THE CONSTRUCTION OF FIRE STATION 29. SCFD CURRENTLY OWNS PROPERTY LOCATED AT SR426/VIA LOMA WAY AND THE SITE OFFERS EXCELLENT ROAD NETWORK FOR PROVIDING EMS/FIRE/RESCUE EMERGENCY SERVICES TO THE AREA AND ADDITIONALLY PROVIDING SERVICES TO SURROUNDING COMMUNITIES OF OVIEDO, LAKE HOWELL ROAD. AND RED BUD ROAD CORRIDOR . SEMINOLE COUNTY FIRE DEPARTMENT IS REQUESTING \$ 3.5 MILLION FROM IMPACT FEES FOR THE PERMITTING, SITE WORK AND CONSTRUCTION OF FS 29 IN FY 16/17 BUDGET.	\$ 3,369,917
05 FIRE DEPT Total	
\$ 3,369,917	
06 COMMUNITY SERVICES DEPT	
06881617 - BOOKERTOWN PARK BATHROOMS	
BATHROOM UPDATES AT BOOKERTOWN PARK	\$ 90,000
06 COMMUNITY SERVICES DEPT Total	
\$ 90,000	

COUNTYWIDE PROJECTS DETAIL

FY 2016/17
ADOPTED BUDGET

BY DEPARTMENT

07 PUBLIC WORKS DEPT	
00137114 - E LAKE MARY RESURFACING	
WORK ASSOCIATED WITH FULL DEPTH RECLAMATION, ASPHALT OVERLAY, AND VARIOUS REHABILITATION TASKS. (I.E. PIPE LINING OR REPLACEMENT) SHOULDER RESTORATION.	\$ 1,900,000
00205206 - SR 426 / CR 419 WIDENING PH2	
THIS PROJECT WILL WIDEN APPROXIMATELY 1.5 MILES OF CR 419 FROM 2 TO 4 LANES AROUND THE INTERSECTION OF CR 419.	\$ 600,000
00265503 - US 17/92 @ 5PTS PROJECT	
THE SCOPE OF SERVICES INCLUDES THE DESIGN AND PERMITTING OF A NEW CONNECTOR ROADWAY FROM BUSH BOULEVARD TO US HIGHWAY 17-92 (APPROXIMATELY 700 FEET) NORTH OF TROPIC PARK DRIVE WHICH WILL ALIGN WITH THE PROPOSED REAGAN CENTER ACCESS ROADWAY ON THE EAST SIDE OF US HIGHWAY 17-92 THAT IS CURRENTLY IN THE DESIGN AND PERMITTING PHASE. THIS NEW CONNECTOR ROADWAY WILL TRAVERSE THROUGH AN EXISTING WETLAND FOR APPROXIMATELY 400 FEET, AND WILL LIKELY REQUIRE WETLAND MITIGATION	\$ 4,500,000
00285003 - USGS MONITORING PROGRAM TMDL	
USAGE OF USGSEQUIPMENT TO COLLECT RAINFALL AND WATER LEVEL DATA.	\$ 70,000
01785137 - SR 436 AT CR 427	
INTERSECTION IMPROVEMENT	\$ 1,000,000
01785153 - SANFORD RIVERWALK PHASE 3	
COUNTY SHARE OF JOINT COUNTY/CITY PROJECT TO COMPLETE PHASE 3 OF THE PROJECT	\$ 7,000,000
01785165 - MAST ARM REFURBISHMENTS	
MAST ARM PAINTING / REFURBISHMENTS AT YEAR END THE PROJECT MANAGER WILL PROVIDE BREAKDOWN OF COST BY LOCATION FOR CAPITALIZATION PURPOSES	\$ 200,000
01785167 - ATMS / ITMS PROGRAM (PARENT)	
PARENT PROJECT FOR BUDGETARY PURPOSES. FUNDING WILL BE IN 01785167 UNTIL ASSIGNED TO A CONSTRUCTION PROJECT IN FUTURE YEARS. \$9,900,002 THRU 2024	\$ 1,500,000
01785199 - E AIRPORT BLVD	
WORK ASSOCIATED WITH FULL DEPTH RECLAMATION, ASPHALT OVERLAY, AND VARIOUS REHABILITATION TASKS. (I.E. PIPE LINING OR REPLACEMENT) SHOULDER RESTORATION	\$ 100,000
01785200 - RONALD REAGAN BLVD (CR 427)	
WORK ASSOCIATED WITH FULL DEPTH RECLAMATION, ASPHALT OVERLAY, AND VARIOUS REHABILITATION TASKS. (I.E. PIPE LINING OR REPLACEMENT) SHOULDER RESTORATION	\$ 700,000
01785206 - MARKHAM WOOD RD	
WORK ASSOCIATED WITH FULL DEPTH RECLAMATION, ASPHALT OVERLAY, AND VARIOUS REHABILITATION TASKS. (I.E. PIPE LINING OR REPLACEMENT) SHOULDER RESTORATION	\$ 390,000
01785207 - PALM SPRINGS DR	
WORK ASSOCIATED WITH FULL DEPTH RECLAMATION, ASPHALT OVERLAY, AND VARIOUS REHABILITATION TASKS. (I.E. PIPE LINING OR REPLACEMENT) SHOULDER RESTORATION	\$ 230,000
01785212 - OLD HOWELL BRANCH RD	
WORK ASSOCIATED WITH FULL DEPTH RECLAMATION, ASPHALT OVERLAY, AND VARIOUS REHABILITATION TASKS. (I.E. PIPE LINING OR REPLACEMENT) SHOULDER RESTORATION	\$ 180,000
01785234 - SUBDIVISION RETROFIT	
THIS PROJECT WILL RETROFIT UNDERGROUND INFRASTRUCTURE BY REPLACING DEFICIENT PIPE AND PAVING ROADWAY - AT YEAR END THE PROJECT MANAGER WILL PROVIDE BREAKDOWN OF COST BY LOCATION FOR CAPITALIZATION PURPOSES	\$ 1,250,000
01785236 - BEAR LAKE	
DESIGN FOR BEAR LAKE, LITTLE BEAR LAKE, BEAR LAKE RD REGIONAL STORMWATER FACILITY (RSF)	\$ 200,000
01785240 - PIPE LINING & RELATED INSP	
THIS PROJECT WILL INVOLVE LINING UNDERGROUND PIPE INFRASTRUCTURE TO INCREASE LIFESPAN BY 15-25 YEARS-AT YEAR END THE PROJECT MANAGER WILL PROVIDE BREAKDOWN OF COST BY LOCATION FOR CAPITALIZATION PURPOSES	\$ 1,750,000
01785244 - W AIRPORT BLVD SIDEWALK	
SIDEWALK CONSTRUCTION. CONNECTION TO SUNRAIL.	\$ 320,000
01785249 - LINCOLN HEIGHTS SUBDIVISION	
SIDEWALK CONSTRUCTION	\$ 225,000
01785262 - NORTH OREGON ST	
THIS PROJECT WILL CONSTRUCT SIDEWALKS ALONG NORTH OREGON STREET TO ENHANCE SAFETY FOR PEDESTRIANS.	\$ 80,000
01785269 - OLD LOCKWOOD RD	
SIDEWALK CONSTRUCTION	\$ 275,000
01785272 - RIVERVIEW AVE	
THIS PROJECT WILL CONSTRUCT SIDEWALKS ALONG EAST 7TH STREET IN CHULUOTA TO ENHANCE SAFETY FOR PEDESTRIANS.	\$ 220,000
01785283 - NORTHWESTERN / LITTLE WEKIVA	
BRIDGE REPLACEMENT	\$ 1,997,500
01785284 - CST HOWELL CREEK TRESTLE	
BRIDGE REPAIR AND REHABILITATION IN ACCORDANCE WITH THE LATEST BRIDGE INSPECTION REPORT.	\$ 470,000
01785297 - MINOR PROJECTS > \$50,000	
MINOR ROADS AND SAFETY PROJECTS UNDER \$50,000	\$ 100,000

COUNTYWIDE PROJECTS DETAIL

FY 2016/17
ADOPTED BUDGET

BY DEPARTMENT

01785299 - E MCCULLOCH ROAD TURN IMPR		
THIS PROJECT WILL EXTEND TURN LANES AT E. MCCULLOCH ROAD (NORTH OF UCF) AND AT BRUMLEY ROAD IN CHULUOTA. THIS PROJECT MAY BE COMBINED WITH: 01785490 (RESURFACING OF MCCULLOCH ROAD).	\$	60,000
01785303 - ORANGE BLVD (CR 431)		
THIS PROJECT WILL 3-LANE ORANGE BLVD AS NEEDED, ADDRESS SAFETY ISSUES AND ADD SIDEWALK.	\$	75,000
01785316 - EE WILLIAMSON RD TRAIL CONNECT		
THIS PROJECT WILL DESIGN A TRAIL OR WIDE SIDEWALKS ALONG E E WILLIAMSON RD BETWEEN THE SEMINOLE WEKIVA TRAIL AND LAKE EMMA ROAD.	\$	833,750
01785344 - MAST ARM REBUILDS		
MAST ARM REBUILDS	\$	450,000
01785346 - STRIPING		
STRIPING OF COUNTY ROADS	\$	100,000
01785350 - CELERY/MELLONVILLE TRAIL		
FUNDING TOWARDS THIS PROJECT CURRENTLY ON METROPLAN BPAC PRIORITY LIST.	\$	1,000,000
01785406 - 5 POINTS COMPLEX		
THIS PROJECT WILL BE TO STUDY AND DEVELOP A PRELIMINARY (30%) SITE PLAN AND PRELIMINARY ARCHITECTURAL DESIGN FOR MASTER SITE PLAN FOR 5PTS COUNTY COMPLEX. THIS WILL BE A SITE PLAN ONLY, NO BUILDING DESIGN WILL BE INCLUDED. PROJECT WILL BE ADMINISTERED BY THE ENGINEERING DEPARTMENT.	\$	1,500,000
01785407 - MAIN STREET SIDEWALK PROJECT		
THIS PROJECT WILL CONSTRUCT SIDEWALKS ALONG MAIN STREET IN MIDWAY TO ENHANCE SAFETY FOR PEDESTRIANS.	\$	575,000
01785432 - SPRING HILL OUTFALL WEIR REHAB		
CONSTRUCTION RETROFIT PROJECT (FY17/18 - DESIGN/ PERMITTING/ CONSTRUCTION)	\$	20,000
01785434 - ALTON DR STORMWATER POND MOD		
CONSTRUCTION RETROFIT PROJECT (FY16/17 - DESIGN & PERMITTING; FY17/18 - CONSTRUCTION)	\$	150,000
01785435 - CR 426 @ VAN ARSDALE ST		
TWO FLOODING AREAS ALONG CR 426, ONE NEAR VAN ARSDALE ST AND THE OTHER IS NEAR GENOVA DRIVE	\$	350,000
01785436 - WATER QUALITY MASTER PLAN		
PROVIDE DETAIL ASSESSMENT WATER QUALITY DATA AND TRENDS TO DEVELOP PROACTIVE PROTECTION PRACTICES AND MEET REGULATORY COMPLIANCE (NPDES/TMDL) OF WATER RESOURCES.	\$	100,000
01785439 - LAKE ASHER-DREDGE RESTORATION		
DREDGE RESTORATION (AS PART OF COST SHARE/MSBU)	\$	200,000
01785443 - TANGLEWOOD DRAINAGE		
SMALL AREA STUDY/DRAINAGE IMPROVEMENTS	\$	250,000
01785444 - ADA REPLACEMENT		
AS DIRECTED BY PVMT. MGT. PROG./AS REQUIRED BY DOJ & FHWA ADA LAW	\$	400,000
01785445 - CR 46 A SIDEWALK - 3RD GEN		
THIS PROJECT WILL ADDRESS SAFETY ISSUES ALONG CR 46A FROM OLD LAKE MARY ROAD TO CLUB ROAD.	\$	50,000
01785446 - I-4 TRAIL OVERPASS REPAIR		
PAINTING, REPLACING NUTS & BOLTS	\$	50,000
01785447 - ANNUAL BRIDGE REPAIR - MINOR		
ANNUAL BRIDGE REPAIR - MINOR - AS NEEDED	\$	110,000
01785450 - AIRPORT BLVD INTERSECTION IMPROVEMENTS		
THIS PROJECT WILL ADDRESS SAFETY ISSUES AT MULTIPLE INTERSECTIONS ALONG AIRPORT BOULEVARD BETWEEN WEST OF SR 417 AND WEST OF US 17-92. IMPROVEMENTS MAY INCLUDE ADDITIONAL TURN LANES, AND TRAFFIC SIGNAL INSTALLATION. THIS PROJECT MAY ALSO BE COMBINED WITH THE AIRPORT BLVD SIDEWALK PROJECT.	\$	450,000
01785451 - W. LAKE MARY BLVD (EB LANES)		
THIS PROJECT WILL ADD EAST BOUND TURN LANES ON W. LAKE MARY BLVD AT INTERNATIONAL PARKWAY	\$	50,000
01785452 - CR 46 A INTER IMPROVEMENTS		
THIS PROJECT WILL ADDRESS SAFETY ISSUES ALONG CR 46A FROM APPROXIMATELY 250 FEET WEST OF CLUB ROAD TO ANOTHER 200 FEET EAST OF HARTWELL AVENUE. THE PRIMARY FOCUS WILL BE ON THE INTERSECTIONS OF RIDGEWOOD AVE & HARTWELL AVE. BOTH INTERSECTIONS ARE THE MAIN ACCESS ROADS TO TWO SCHOOLS (SEMINOLE HIGH SCHOOL & MILLENNIUM MIDDLE SCHOOL) SOUTH OF CR-46A.	\$	1,520,000
01785453 - LOCKWOOD BLVD @ CR 419		
INCLUDE ADDITIONAL TURN LANE ALONG CR-46A, ROAD WIDENING, STORMWATER IMPROVEMENTS, UTILITY RELOCATIONS, CURB/GUTTER INSTALLATION, SIDEWALK IMPROVEMENTS, AND TRAFFIC SIGNAL INSTALLATION AT BOTH RIDGEWOOD AND HARTWELL AVENUE.	\$	175,000
01785455 - MLK BLVD @ ST JOHNS		
THIS PROJECT WILL CONVERT THE EXISTING SPAN WIRE SIGNAL TO MAST ARMS.	\$	350,000
01785456 - SR 436 @ HUNT CLUB		
THIS PROJECT WILL CONVERT THE EXISTING SPAN WIRE SIGNAL TO MAST ARMS.	\$	450,000
01785457 - SAND LAKE @ HUNT CLUB		
THIS PROJECT WILL CONVERT THE EXISTING SPAN WIRE SIGNAL TO MAST ARMS.	\$	350,000

COUNTYWIDE PROJECTS DETAIL

FY 2016/17
ADOPTED BUDGET

BY DEPARTMENT

01785474 - MISCELLANEOUS TRAIL PROJECTS		
THIS PROJECT WILL ADDRESS VARIOUS TRAIL RELATED PROJECTS THROUGHOUT SEMINOLE COUNTY.		\$ 25,000
01785475 - TRAILS PRIORITY MATRIX		
THIS PROJECT ENCOMPASSES THE CREATION OF A TRAILS MATRIX, BASED ON PRIORITIZATION OF CONNECTIVITY, COST AND COMMUNITY NEED. PROJECTS WILL BE RANKED IN ACCORDANCE OF IMPORTANCE AND URGENCY.		\$ 100,000
01785477 - CW RESURFACE LOCAL ROADS		
ASPHALT OVERLAY, FULL DEPTH RECLAMATION, AND VARIOUS METHODS OF ASPHALT SURFACE REFURBISHMENT THAT ARE APPLIED TO SEMINOLE COUNTY'S PAVED ROAD NETWORK. THIS INCLUDES LOCAL ROAD RESURFACING AND REHABILITATION THAT MAY INVOLVE RECONSTRUCTION ACTIVITY.		\$ 4,000,000
01785478 - SIDEWALK REPLACEMENT - ROADS		
SIDEWALK REPLACEMENT ACTIVITIES PERFORMED BY ROADS-STORMWATER		\$ 375,000
01785479 - SIDEWALK REPLACEMENT - SW		
SIDEWALK REPLACEMENT ACTIVITIES PERFORMED BY ROADS-STORMWATER		\$ 375,000
01785481 - LANDSCAPE - AIRPORT BLVD		
THIS PROJECT IS FOR THE INSTALLATION OF LANDSCAPING. LANDSCAPE WORK - REFURBISHING MEDIANS, REPLACING SOD AREAS, PLANTER BEDS, SHRUBS, AND TREES.		\$ 200,000
01785482 - LANDSCAPE - CR 46A		
THIS PROJECT IS FOR THE INSTALLATION OF LANDSCAPING ALONG CR 46A.		\$ 250,000
01785483 - LANDSCAPE - CR 419		
THIS PROJECT IS FOR THE INSTALLATION OF LANDSCAPING ALONG CR 419. LANDSCAPE WORK - REFURBISHING MEDIANS, REPLACING SOD AREAS, PLANTER BEDS, SHRUBS, AND TREES.		\$ 175,000
01785486 - GEC - PROJECT MANAGEMENT		
GEC CONTRACT FOR PROJECT MANAGEMENT WITH CH2M HILL		\$ 500,000
01785488 - CRANE STRAND CANAL CULVERT REP		
REPLACE 650 FT OF FAILED DRAINAGE PIPE AND ASSOCIATED STRUCTURES		\$ 350,000
01785489 - ENGINEERING CAPITALIZATION		
ENGINEERING CAPITALIZATION FOR 3RD GENERATION SALES TAX FUND		\$ 4,066,657
01785490 - E MCCULLOCH RD - 3RD GEN PH 2		
ASPHALT OVERLAY, FULL DEPTH RECLAMATION, AND VARIOUS METHODS OF ASPHALT SURFACE REFURBISHMENT THAT ARE APPLIED TO SEMINOLE COUNTY'S PAVED ROAD NETWORK. THIS INCLUDES LOCAL ROAD RESURFACING AND REHABILITATION THAT MAY INVOLVE RECONSTRUCTION ACTIVITY.		\$ 125,000
01785492 - TUSKAWILLA RD PH 4		
WORK ASSOCIATED WITH FULL DEPTH RECLAMATION, ASPHALT OVERLAY, AND VARIOUS REHABILITATION TASKS. (I.E. PIPE LINING OR REPLACEMENT) SHOULDER RESTORATION.		\$ 1,200,000
99999906 - PROJECT MANAGEMENT (GEC)		
GEC CONTRACT FOR PROJECT MANAGEMENT WITH CH2M HILL		\$ 1,000,000
07 PUBLIC WORKS DEPT Total		\$ 47,617,907
08 ENVIRONMENTAL SERVICES DEPT		
00006607 - UNIDIRECTIONAL FLUSHING PROGRA		
THE UNIDIRECTIONAL FLUSHING PROGRAM WILL ENHANCE THE MAINTENANCE OF THE COUNTY'S SERVICE AREAS WHICH INCLUDE THE NORTHEAST, SOUTHEAST AND SOUTHWEST AND SEVERAL OTHER SMALLER DISTRIBUTION SYSTEMS. ELEMENTS OF WORK INCLUDE HYDRAULIC REVIEW, UNIDIRECTIONAL FLUSHING ZONE DESIGN, IMPLEMENTATION PLANNING, FLUSHING ACTIVITIES OVERSIGHT AND PROJECT MANAGEMENT.		\$ 150,000
00007098 - CTS NPDES PERMIT		
THIS PROJECT INCORPORATES UPDATING THE SOLID WASTE MANAGEMENT DIVISION'S PLANS FOR STORMWATER POLLUTION PREVENTION SO THAT THE REQUISITE NATIONAL POLLUTANT DISCHARGE ELIMINATION SYSTEM (NPDES) PERMIT MAY BE RENEWED.		\$ 10,000
00021716 - OVERSIZING & EXTENSION-SANITAR		
SANITARY SEWER OVERSIZING & EXTENSIONS ARE A SERIES OF PROJECTS WHICH OVERSIZE OR EXTEND, AS NECESSARY SEWER MAINS AND RECLAIMED WATER MAINS THAT ARE DEVELOPER CONSTRUCTED IN SUPPORT OF THE COUNTY'S UTILITY MASTER PLAN. DESIGN AND CONSTRUCTION REIMBURSEMENTS TO DEVELOPERS ARE VIA AMENDMENTS TO THEIR UTILITY AGREEMENTS.		\$ 50,000
00021717 - OVERSIZING & EXTENSIONS-POTABL		
POTABLE WATER OVERSIZING AND EXTENSIONS ARE A SERIES OF PROJECTS WHICH OVERSIZE OR EXTEND, AS NECESSARY POTABLE WATER MAINS THAT ARE DEVELOPER CONSTRUCTED IN SUPPORT OF THE COUNTY'S UTILITY MASTER PLAN. DESIGN AND CONSTRUCTION REIMBURSEMENTS TO DEVELOPERS ARE VIA AMENDMENTS TO THEIR UTILITY AGREEMENTS.		\$ 50,000
00021726 - OREGON ST/FM WM RELOCATES		
RELOCATION IS NECESSARY TO REMOVE THE EXISTING WATER AND WASTEWATER MAINS FROM INTERSTATE 4 LIMITED ACCESS RIGHT-OF-WAY AND ENABLE OPERATIONS AND MAINTENANCE STAFF PERSONNEL TO BETTER ACCESS THE UTILITIES		\$ 750,000

COUNTYWIDE PROJECTS DETAIL

FY 2016/17
ADOPTED BUDGET

BY DEPARTMENT

00022903 - SMALL METER REPLACEMENT PROGRA		
CURRENT INVENTORY OF SMALL SERVICE METERS 5/8 THROUGH 2 INCH IS APPROXIMATELY 46,500 METERS. THREE THOUSAND (3000) OF THOSE UNITS ARE IN SERVICE AREAS ACQUIRED EIGHT (8) YEARS AGO AND RECORDS INDICATE THAT THESE METERS WOULD BE THE FIRST UNITS TO BE CHANGED OUT. WITH THREE (3) METER REPLACEMENT TECHNICIANS DESIGNATED TO THIS PROGRAM, THE PLANNED TARGET REPLACEMENT METERS SHOULD AVERAGE 4,650 ANNUALLY. AS THE OLDEST METERS AND ASSOCIATED INFRASTRUCTURE ARE REPLACED, EFFICIENCIES IN REPLACEMENTS SHOULD INCREASE. IT IS ANTICIPATED THE FIRST CYCLE OF TOTAL REPLACEMENTS WILL TAKE APPROXIMATELY 10 YEARS TO COMPLETE. SUBSEQUENT PERIODS WILL MOVE AT A MORE EFFICIENT PACE AS INFRASTRUCTURE IS UPGRADED		\$ 2,250,000
00040302 - CAPITALIZED LABOR PROJECT		
FUNDS TO SUPPORT THE UTILITIES ENGINEERING DIVISION'S SALARIES, WAGES AND BENEFITS ASSOCIATED WITH LABOR PERFORMED BY STAFF ON CAPITAL IMPROVEMENT PROJECTS.		\$ 827,502
00056606 - LAKE MONROE WATER TREATMENT DE		
DECOMMISSIONING OF THE LAKE MONROE WATER TREATMENT PLANT AFTER THE UPGRADES TO THE MARKHAM REGIONAL WATER TREATMENT PLANT AND AN INTERCONNECT WITH THE CITY OF SANFORD ARE COMPLETED AND OPERATIONAL.		\$ 445,000
00064573 - LAKE MONROE SYSTEM PRESSURE MO		
REMOVAL OF TWO PRESSURE REDUCING VALVES BETWEEN THE MARKHAM AND THE LAKE MONROE WATER TREATMENT PLANTS.		\$ 100,000
00064576 - SOUTHWEST SERVICE AREA PIPELIN		
DESIGN AND CONSTRUCTION OF PIPING REPLACEMENTS IN THE COUNTY'S SOUTHWEST SERVICE AREA.		\$ 500,000
00064583 - WATER DISTRIBUTION SYSTEM COND		
CONDITION ASSESSMENT OF EXISTING WATER TRANSMISSION AND DISTRIBUTION MAINS. PROJECT WAS ESTABLISHED UNDER THE UTILITIES MASTER PLAN (2013).		\$ 160,000
00064591 - DOLGNER PL WATER MAIN REPLACE		
REPLACEMENT OF EXISTING DUCTILE IRON WATER MAIN ALONG DOLGNER PLACE WITH PVC WATER MAIN		\$ 300,000
00064592 - WATER SERVICE LINE REPLACEMENT		
REPLACEMENT OF SERVICE LINES WITHIN THE INDIAN HILLS, COUNTRY LANE, AND HIGHLAND PINES SUBDIVISIONS		\$ 300,000
00064593 - BRAMPTON PL WATER MAIN RELOCAT		
RELOCATION OF APPROXIMATELY 200 LINEAR FEET OF POTABLE WATER MAIN TO THE RIGHT-OF-WAY AND UTILITY EASEMENT LOCATED AT THE NORTH END OF BRAMPTON PLACE IN LAKE MARY		\$ 75,000
00065234 - WEKIVA PARKWAY UTILITY RELOCAT		
THIS PROJECT IS FOR THE RELOCATION OF UNDERGROUND POTABLE WATER, SEWER AND RECLAIMED UTILITY MAINS TO AVOID CONFLICTS WITH CONSTRUCTION OF THE NEW WEKIVA PARKWAY.		\$ 8,200,000
00065236 - MINOR ROADS UTILITY UPGRADES-P		
THE MINOR ROAD UTILITY UPGRADES IS A SERIES OF PROJECTS WHICH CONSIST OF THE DESIGN, PERMITTING, AND CONSTRUCTION OF POTABLE WATER UTILITY RELOCATIONS IMPACTED BY MINOR ROADWAY, STORMWATER, INTERSECTION, AND SIDEWALK IMPROVEMENTS ASSOCIATED WITH PUBLIC WORKS MINOR ROADS PROGRAM. THIS GROUP OF PROJECTS IS NECESSARY TO SUPPORT VARIOUS STORMWATER, TRAFFIC AND ROADWAY CONSTRUCTION PROJECTS.		\$ 75,000
00065237 - MINOR ROADS UTILITY UPGRADES-S		
THE MINOR ROAD UTILITY UPGRADES IS A SERIES OF PROJECTS WHICH CONSIST OF THE DESIGN, PERMITTING, AND CONSTRUCTION OF WASTEWATER AND RECLAIMED WATER UTILITY RELOCATIONS IMPACTED BY MINOR ROADWAY, STORMWATER, INTERSECTION, AND SIDEWALK IMPROVEMENTS ASSOCIATED WITH PUBLIC WORKS MINOR ROADS PROGRAM. THIS GROUP OF PROJECTS IS NECESSARY TO SUPPORT VARIOUS STORMWATER, TRAFFIC AND ROADWAY CONSTRUCTION PROJECTS.		\$ 75,000
00065239 - OXFORD ROAD IMPROVEMENTS - 17-		
DESIGN FOR RELOCATION OF POTABLE WATER AND WASTEWATER INFRASTRUCTURE TO SUPPORT PUBLIC WORKS CIP PROJECT TO IMPROVE OXFORD ROAD FROM SR 17-92 TO FERNWOOD BLVD.		\$ 160,000
00065284 - ORANGE AVE FORCE MAIN EXTENSIO		
EXTENSION OF 2 INCH FORCE MAIN TO LOOP WASTEWATER TRANSMISSION SYSTEM		\$ 100,000
00065285 - COUNTRY CLUB HEIGHT GRAV MAIN		
REHABILITATION OF GRAVITY SEWER MAIN WITHIN THE COUNTRY CLUB HEIGHTS SUBDIVISION		\$ 150,000
00065286 - SR 417 WIDENING RELOCATES		
RELOCATIONS OF POTABLE WATER AND WASTEWATER INFRASTRUCTURE DUE TO THE FDOT'S SR 417 WIDENING PROJECT		\$ 150,000
00065287 - SPRING VILLA CONFLICT		
IMPROVE THE FUNCTIONALITY OF A STORM AND SEWER CONFLICT STRUCTURE		\$ 145,000
00082924 - PUMP STATION UPGRADES		
THE PUMP STATION UPGRADES WILL CONSIST OF THE DESIGN, PERMITTING AND CONSTRUCTION OF ANNUAL PUMP STATION UPGRADES INCLUDING WET WELL REHAB, CONTROL PANELS, CONCRETE PAD REPAIR, ODOR CONTROL AND GENERATORS AS NEEDED TO ACHIEVE EFFICIENT MAINTENANCE COSTS. OTEHR REPAIRS MAY BE REQUIRED AND ARE DETERMINED BY A CONDITION ASSESSMENT.		\$ 1,700,000

COUNTYWIDE PROJECTS DETAIL

FY 2016/17
ADOPTED BUDGET

BY DEPARTMENT

00082926 - GREENWOOD LAKES POWER EASEMENT		
GROUT AND ABANDON APPROX. 1,000 LF OF GRAVITY SEWER THAT CURRENTLY DISCHARGES TO GREENWOOD LAKES WRF, CONSTRUCT A MASTER PUMP STATION AND APPROX. 1,500 LF OF FORCE MAIN TO REPLACE THE GRAVITY SEWER. THIS PROJECT ALSO INCLUDES JACK AND BORE OF GREENWAY BOULEVARD FOR THE FORCE MAIN TO GREENWOOD LAKES WRF. REPLACEMENT OF THE POWER EASEMENT MANHOLE WITH A NEW MANHOLE, REROUTE TWO GRAVITY SEWER LINES AND FORCE MAIN TO THE NEW MANHOLE AND GROUT THE ABANDONED MANHOLE.		\$ 2,000,000
00083116 - FORCE MAIN & AIR RELEASE VALVE		
ASSESSMENT OF CONDITION OF EXISTING FORCE MAINS AND AIR RELEASE VALVES SUSPECTED OF BEING IN DETERIORATED CONDITION DUE TO AGE OR REPAIR RECORDS.		\$ 250,000
00083117 - GRAVITY SEWER & MANHOLE CONDIT		
ASSESSMENT OF CONDITION OF EXISTING GRAVITY SEWER MAINS AND MANHOLES SUSPECTED OF BEING IN DETERIORATED CONDITION DUE TO AGE OR REPAIR RECORDS.		\$ 250,000
00160803 - LANDFILL ACCESS PAVING		
PAVING OF ACCESS RAMPS AND PERIMETER ROADWAYS AT THE LANDFILL TO PROVIDE STABILITY FOR VEHICLES TO ACCESS THE WORKING FACE OF THE LANDFILL.		\$ 750,000
00164308 - CONCENTRATE MGMT FEASIBILITY EVALUATION		
THIS PROJECT IS NECESSARY TO DETERMINE THE MOST EFFECTIVE WAY TO MANAGE CONCENTRATE WHICH IS A BYPRODUCT OF MEMBRANE TECHNOLOGY TO TREAT SURFACE WATER TO POTABLE WATER STANDARDS. OPTIONS FOR CONCENTRATE MANAGEMENT INCLUDE DEEP WELL INJECTION, DISCHARGE TO SEWER, DISCHARGE TO SURFACE WATER AND EVAPORATION/LANDFILL DEPOSITION. THE DETERMINATION MADE AS A RESULT OF THIS DESIGN WILL BE IMPLEMENTED AS PART OF THE CIP PROJECT THAT EXPANDS THE YANKEE LAKE SURFACE WATER TREATMENT PLANT TO TREAT SURFACE WATER TO POTABLE WATER STANDARDS.		\$ 150,000
00181606 - YLSWTF AIR PIPING RELOCATE		
REROUTING AND IMPROVEMENT OF PIPE SUPPORT SYSTEM FOR AIR PIPING FROM THE INTAKE SCREEN AIRBUST BACKWASH SYSTEM		\$ 200,000
00201103 - CONSUMPTIVE USE PERMIT CONSOLI		
PERMITTING ACTIVITIES TO CONSOLIDATE THE COUNTY'S CUPS FOR THE NORTHWEST, NORTHEAST, SOUTHEAST AND SOUTHWEST SERVICE AREAS. FUNDS ALSO NEEDED TO MEET CONDITIONS OF THE CONSOLIDATED CONSUMPTIVE USE PERMIT.		\$ 50,000
00201522 - POTABLE WELL IMPROVEMENTS		
THE POTABLE WELL IMPROVEMENTS IS A SERIES OF PROJECTS WHICH CONSIST OF WELL HEAD PROTECTION IMPROVEMENTS, MODIFICATIONS, AND UPGRADES TO THE 46 EXISTING GROUNDWATER PRODUCTION WELLS THAT SUPPLY THE EXISTING COUNTY WATER TREATMENT FACILITIES.		\$ 75,000
00201547 - SER WELL 4 MODIFICATIONS		
SER WELL 4 IS OVER DRILLED INTO THE CONFINING LAYER BETWEEN THE UPPER FLORIDAN AQUIFER AND THE LOWER FLORIDAN AQUIFER. SER WELL 4 NEEDS TO BE BACKPLUGGED TO PULL SOURCE WATER ONLY FROM THE UPPER FLORIDAN AQUIFER.		\$ 50,000
00201902 - TIPPING FLOOR RESURFACING		
RENEWAL AND REHABILITATION IS NEEDED PERIODICALLY ON THE CENTRAL TRANSFER STATION TIPPING FLOOR. THE FLOOR HAS A WEAR SURFACE COMPOSED OF AN IRON-AGGREGATE CONCRETE. AS REFUSE IS PUSHED ON THE TIPPING FLOOR, THE SURFACE WEARS OUT OVER TIME. THE FLOOR NEEDS TO BE RE-CONSTRUCTED PERIODICALLY TO EXTEND THE LIFE OF THE FACILITY. SMALLER PATCHES HAVE BEEN SUCCESSFUL IN PROLONGING THE NEED FOR A MAJOR RESURFACING; HOWEVER, THE PROJECT WILL BE NEEDED SOON.		\$ 175,000
00203314 - DOL RAY WATER TREATMENT PLANT		
DECOMMISSIONING OF THE WATER TREATMENT PLANT AFTER AGREEMENT WITH ALTAMONTE SPRINGS IS MADE TO BUY WHOLESALE WATER.		\$ 445,000
00203315 - DRUID HILLS WATER TREATMENT PL		
DECOMMISSIONING OF WTP AFTER UPGRADES TO INTERCONNECTION WITH ALTAMONTE SPRINGS IS COMPLETE		\$ 195,000
00215802 - UPGRADED PREFABRICATED HAZARDO		
REPLACEMENT OF HAZARDOUS WASTE STORAGE LOCKERS. CURRENT LOCKERS AT THE TRANSFER STATION ARE CORRODING. SANDING AND REFINISHING WILL KEEP THE EXISTING LOCKERS VIABLE FOR A FEW MORE YEARS.		\$ 80,000
00216426 - IRON BRIDGE AGREEMENT		
A FAMILY OF PROJECTS RELATED TO AN AGREEMENT WITH CITY OF ORLANDO TO EXPAND THE CAPACITY THROUGH IMPROVEMENTS TO AND REFURBISHMENT OF THE EXISTING CITY OF ORLANDO'S IRON BRIDGE FACILITY. THIS REGIONAL WASTEWATER FACILITY TREATS FLOW FROM THE COUNTY'S SOUTHEAST SERVICE AREA. THE RESULTS OF THIS PROJECT FOR THE COUNTY IS THE ACQUISITION OF RIGHTS TO FUTURE USE OF THE IRON BRIDGE PROJECT.		\$ 2,442,000
00227413 - GREENWOOD LAKES RAPID INFILTRA		
RELOCATION OF LYNWOOD EMERGENCY GENERATORS TO SUPPORT RECLAIMED WATER PUMPING SYSTEM.		\$ 200,000
00244517 - TRANSFER STATION REFURBISHMENT		
REFURBISHMENT OF FEATURES AT THE TRANSFER STATION, INCLUDING SECTIONS OF DRIVEWAY CONCRETE, ENTRANCE GATES, FIRE SPRINKLER SYSTEM, CCTV SYSTEM, PORTIONS OF THE BUILDING ENVELOPE, AND OTHER MISCELLANEOUS FEATURES. THESE ITEMS REQUIRE REPLACEMENT AND/OR REFURBISHMENT TO EXTEND THE LIFE OF THE TRANSFER STATION.		\$ 445,000

COUNTYWIDE PROJECTS DETAIL

FY 2016/17
ADOPTED BUDGET

BY DEPARTMENT

00244522 - LANDFILL PUMP STATION REPLACEMENT		
THE LANDFILL LEACHATE CONVENIENCE SYSTEM CONTAINS 3 PUMP STATIONS WITH 2 PUMPS PER STATION. THE PUMPS ARE PROJECTED TO REACH THE END OF THE USEFUL LIFE REQUIRING REPLACEMENT EVERY 5 YEARS.		\$ 40,000
00244604 - LANDFILL GAS SYSTEM EXPANSION		
DESIGN, ENGINEER, PERMIT, AND CONSTRUCT AN EXPANSION OF LANDFILL GAS COLLECTION SYSTEM INTO RECENTLY PLACED WASTE IN COMPLIANCE WITH ENVIRONMENTAL PROTECTION AGENCY (EPA) TITLE V REGULATIONS AND THE LANDFILL'S AIR PERMIT.		\$ 315,000
00283004 - SSNOCWTA INFILTRATION & INFLO		
ANNUAL ALLOCATION OF FUNDS TO UPGRADE SEWER MAINS AND LIFT STATIONS TO MITIGATE INFLOW AND INFILTRATION.		\$ 400,000
00283005 - NW-RW-2 SYSTEM WIDE OPER EFFIC		
THIS PROJECT WILL PRODUCE A STUDY WITH RECOMMENDATIONS TO OPTIMIZE OPERATIONS, SYSTEM CONTROLS AND OPERATOR FLEXIBILITY OF THE RECLAIMED WATER SYSTEM.		\$ 350,000
00283006 - SCADA AND SECURITY SYSTEMS IMP		
THIS PROJECT WILL REPLACE SCADA NETWORK AND SECURITY SYSTEM EQUIPMENT ON AN ANNUAL BASIS OVER A FIVE YEAR PERIOD BASED ON A SCADA AND SECURITY SYSTEM MASTER PLAN GENERATED EVERY FIVE YEARS. ANNUAL FUNDING NEEDS ARE PROJECTED TO BE \$325,000 PER YEAR TO ADDRESS BOTH SCADA NETWORK AND SECURITY SYSTEM HARDWARE REPLACEMENT NEEDS.		\$ 325,000
00283010 - RED BUG LAKE RD FM REPLACEMENT		
REPLACEMENT OF APPROXIMATELY 2,500 FT OF FORCE MAIN THAT RUNS NORTH OF SLAVIA RD ALONG THE WEST SIDE OF THE RED BUG LAKE RD		\$ 250,000
08 ENVIRONMENTAL SERVICES DEPT Total		\$ 26,159,502
14 INFORMATION SERVICES DEPT		
00006651 - TECHNOLOGY REPLACEMENT		
REPLACEMENT OF DESKTOPS, LAPTOPS AND TABLET COMPUTERS BASED ON A (4) YEAR RENTAL REPLACEMENT CYCLE, AND ANNUAL REVIEW OF EQUIPMENT TO BE REPLACED.		\$ 220,634
00006839 - NETWORK EQUIPMENT REFRESH		
REPLACEMENT OF SERVERS, FIREWALLS AND NETWORK INFRASTRUCTURE EQUIPMENT BASED ON A (5) YEAR REPLACEMENT CYCLE AND ANNUAL REVIEW OF EQUIPMENT DUE TO BE REPLACED		\$ 712,000
00007108 - GIS CONSULTANT		
SOLICITING AN EXPERIENCED DEVELOPER THAT POSSESS PROGRAMMING EXPERTISE IN ESRI ARCGIS ARCOBJECTS AND SUNGARD/NAVILINE'S ISERIES ENVIRONMENT. THE DEVELOPER IS REQUIRED TO UPGRADE OR REPLACE THE GIS CROSS REFERENCE TOOL WHICH CONSISTS OF TWO CUSTOM PROGRAMS CREATED IN HOUSE.		\$ 30,000
14 INFORMATION SERVICES DEPT Total		\$ 962,634
Grand Total		\$ 79,631,835

OTHER NON-BASE REQUESTS

FY 2016/17
ADOPTED
BUDGET

FUND - DEPARTMENT	TYPE	BUDGET
00100 GENERAL FUND		
01 ADMINISTRATION DEPT		
00007090 - STRAY BLDG - FIRE SPRINKLERS	FACILITIES	\$ 150,000
00007120 - REPLACEMENT OF KENNEL DOORS	FACILITIES	55,000
01 ADMINISTRATION DEPT Total		\$ 205,000
07 PUBLIC WORKS DEPT		
00007097 - YSI FIELD SONDE	EQUIPMENT	\$ 14,770
07 PUBLIC WORKS DEPT Total		\$ 14,770
00100 GENERAL FUND	Total	\$ 219,770
00108 FACILITIES MAINTENANCE FUND		
02 CONSTITUTIONAL OFFICERS DEPT		
00007085 - # JAIL PLANNED WORK	FACILITIES	\$ 369,300
02 CONSTITUTIONAL OFFICERS DEPT Total		\$ 369,300
07 PUBLIC WORKS DEPT		
00007083 - # LEISURE PLANNED WORK	FACILITIES	\$ 185,397
00007084 - # GENERAL GOVT PLANNED WORK	FACILITIES	286,925
07 PUBLIC WORKS DEPT Total		\$ 472,322
00108 FACILITIES MAINTENANCE FUND	Total	\$ 841,622
00109 FLEET REPLACEMENT FUND		
04 LEISURE SERVICES DEPT		
00007030 - #04492 CATERPILLAR SKID STEER	FLEET	\$ 55,972
00007050 - #06564 JOHN DEERE MOWER	FLEET	55,000
04 LEISURE SERVICES DEPT Total		\$ 110,972
07 PUBLIC WORKS DEPT		
00007010 - #00662 INTERNATIONAL WORKSTAR	FLEET	\$ 118,178
00007012 - #00665 FORD F750	FLEET	101,226
00007014 - #01331 FORD F250 4X4	FLEET	30,109
00007020 - #02075 FORD F150	FLEET	26,638
00007033 - #04552 FORD F150	FLEET	23,159
00007035 - #05160 FORD F150 CREW CAB	FLEET	28,484
00007036 - #05183 FORD F450	FLEET	66,814
00007058 - #18757 AIRBOAT	FLEET	30,000
00007064 - #51881 COLLINS CPH0306	FLEET	8,200
00007080 - #NEW UNIT PW1 FORD F150 4X4	FLEET	25,000

OTHER NON-BASE REQUESTS

FUND - DEPARTMENT	TYPE	FY 2016/17 ADOPTED BUDGET
00007081 - #NEW UNIT PW2 FORD F150 4X4	FLEET	25,000
00007082 - #NEW PW3 RK POLY SKID SPRAYER	FLEET	8,200
07 PUBLIC WORKS DEPT Total		\$ 491,008

00109 FLEET REPLACEMENT FUND	Total	\$ 601,980
-------------------------------------	--------------	-------------------

00111 TECHNOLOGY REPLACEMENT FUND

01 ADMINISTRATION DEPT

00006940 - SGTV TECHNOLOGY REPLACEMENT	EQUIPMENT	\$ 21,800
01 ADMINISTRATION DEPT Total		\$ 21,800

00111 TECHNOLOGY REPLACEMENT FUND	Total	\$ 21,800
--	--------------	------------------

10101 TRANSPORTATION TRUST FUND

07 PUBLIC WORKS DEPT

00007094 - PORTABLE MESSAGE SIGN 1	EQUIPMENT	\$ 12,000
00007096 - ROLLING TABLE FOR SIGN SHOP	EQUIPMENT	21,900
00007320 - NEW FORD F 150 4X4	FLEET	23,823
07 PUBLIC WORKS DEPT Total		\$ 57,723

10101 TRANSPORTATION TRUST FUND	Total	\$ 57,723
--	--------------	------------------

10400 BUILDING PROGRAM

11 DEVELOPMENT SERVICES DEPT

00007066 - #780120 FORD F150	FLEET	\$ 21,267
11 DEVELOPMENT SERVICES DEPT Total		\$ 21,267

10400 BUILDING PROGRAM	Total	\$ 21,267
-------------------------------	--------------	------------------

11200 FIRE PROTECTION FUND

05 FIRE DEPT

00006670 - SCBA COMPRESSORS	EQUIPMENT	\$ 110,000
00006671 - SPECIAL OPERATIONS TRAINING EQ	EQUIPMENT	30,000
00006945 - THERMAL IMAGERS - RESCUES/ENG	EQUIPMENT	110,000
00006947 - STRETCHERS	EQUIPMENT	77,250
00006948 - LIFEPAK 15 EKG MONITOR/DEFIB	EQUIPMENT	140,000
00007091 - DEPT-WIDE HOSE REPLACEMENT PROJECT	EQUIPMENT	100,000
00007092 - REPLACEMENT PPE FOR DEPARTMENT	EQUIPMENT	418,027
00007117 - VEHICLE CHARGING STATIONS	FACILITIES	25,000
05 FIRE DEPT Total		\$ 1,010,277

OTHER NON-BASE REQUESTS

FUND - DEPARTMENT	TYPE	FY 2016/17 ADOPTED BUDGET
07 PUBLIC WORKS DEPT		
00007087 - # FIRE DEPT PLANNED WORK	FACILITIES	\$ 16,427
00007115 - CAPITAL FACILITIES SUSTAIN	FACILITIES	200,000
07 PUBLIC WORKS DEPT Total		\$ 216,427

11200 FIRE PROTECTION FUND Total \$ 1,226,704

11207 FIRE PROTECT FUND-CASSELBERRY

05 FIRE DEPT

00007126 - REPLACEMENT PPE FOR DEPARTMENT	EQUIPMENT	\$ 46,447
05 FIRE DEPT Total		\$ 46,447

11207 FIRE PROTECT FUND-CASSELBERRY Total \$ 46,447

11560 2014 INFRASTRUCTURE SALES TAX

05 FIRE DEPT

00006699 - BCC# 01324 PIERCE SPARE 01	FLEET	\$ 80,400
00006701 - BCC# 02039 PIERCE SPARE 09	FLEET	80,400
00007027 - #03954 DODGE 4500 RESCUE	FLEET	252,000
00007028 - #03955 DODGE 4500 RESCUE	FLEET	252,000
00007034 - #04865 DODGE 4500 RESCUE	FLEET	252,000
00007037 - #05208 PIERCE ENGINE	FLEET	560,400
00007040 - #05351 DODGE 4500 RESCUE	FLEET	252,000
00007045 - #06070298 PIERCE ENGINE	FLEET	560,400
00007059 - #19236 PIERCE SQUAD	FLEET	1,250,000
05 FIRE DEPT Total		\$ 3,539,600

11560 2014 INFRASTRUCTURE SALES TAX Total \$ 3,539,600

40100 WATER AND SEWER FUND

07 PUBLIC WORKS DEPT

00007086 - # WATER SEWER PLANNED WORK	FACILITIES	\$ 61,246
07 PUBLIC WORKS DEPT Total		\$ 61,246

08 ENVIRONMENTAL SERVICES DEPT

00007015 - #01350 FORD F150 EXT CAB	FLEET	\$ 27,500
00007016 - #01372 FORD F150 EXT CAB	FLEET	27,500
00007018 - #02036 FORD TRANSIT CONNECT	FLEET	26,500
00007021 - #02469 INTERNATIONAL 4300	FLEET	100,000
00007022 - #02848 INTERNATIONAL 4300	FLEET	94,000
00007024 - #02851 INTERNATIONAL 4300	FLEET	94,000

OTHER NON-BASE REQUESTS

**FY 2016/17
ADOPTED**

FUND - DEPARTMENT	TYPE	BUDGET
00007031 - #04525 FORD F150 EXT CAB	FLEET	26,800
00007039 - #05238 FORD F250 SUPERCAB	FLEET	36,250
00007041 - #06070007 FORD F150	FLEET	25,000
00007055 - #18077 FORD LTS900 DUMP	FLEET	129,150
00007057 - #18694 CROSLY TRAILER	FLEET	5,500
00007063 - #23765 CROSLY TRAILER	FLEET	5,500
00007075 - #NEW ES2 FORD F150 CREW CAB	FLEET	37,275
00007099 - UPGRADE TO EDE SUNGARD PLATFORM	EQUIPMENT	25,000
00007100 - HP DESIGNJET Z5200 PLOTTER	EQUIPMENT	8,500
00007101 - BACK-UP AERATOR MOTOR	EQUIPMENT	15,000
00007102 - INFRARED CAMERA	EQUIPMENT	18,000
00007103 - LASER ALIGNMENT TOOL	EQUIPMENT	7,200
00007104 - VIBRATION ANALYSIS TOOL	EQUIPMENT	14,000
00007105 - CL-17 CHLORINE ANALYZER	EQUIPMENT	5,000
00007106 - OZONE ANALYZER BMT 964 C	EQUIPMENT	8,500
00007107 - SPARE VALVE ACTUATOR FOR SER	EQUIPMENT	7,200
00007123 - CL-17 CHLORINE ANALYZER	EQUIPMENT	5,000
00007124 - CL-17 CHLORINE ANALYZER	EQUIPMENT	5,000
00007125 - SPARE VALVE ACTUATOR FOR SER	EQUIPMENT	7,200
00006950 - NEW FORD ESCAPE DIST TECH	FLEET	20,000
00006951 - NEW FORD F250 PLNT MECH	FLEET	37,500
00007025 - #02855 FORD F150 CREW CAB 4X4	FLEET	37,275
00007062 - #19913 FORD F550	FLEET	74,325
00007017 - #01373 FORD ESCAPE	FLEET	20,000
00007054 - #14965 FORD F550	FLEET	57,000
08 ENVIRONMENTAL SERVICES DEPT Total		\$ 1,006,675

40100 WATER AND SEWER FUND	Total	\$ 1,067,921
-----------------------------------	--------------	---------------------

40201 SOLID WASTE FUND

07 PUBLIC WORKS DEPT

00007088 - # SOLID WASTE PLANNED WORK	FACILITIES	\$ 39,760
07 PUBLIC WORKS DEPT Total		\$ 39,760

08 ENVIRONMENTAL SERVICES DEPT

00007019 - #02041 FORD EXPEDITION	FLEET	\$ 25,500
00007046 - #06070437 INT 7600 ROADTRACTOR	FLEET	118,175
00007047 - #06070477 INT 7600 ROADTRACTOR	FLEET	118,175
00007048 - #06070485 INT 7600 ROADTRACTOR	FLEET	118,175
00007049 - #06070486 INT7600 ROADTRACTOR	FLEET	118,175
00007051 - #06815 MASSEY TRACTOR	FLEET	77,070
00007052 - #06913 KAWASAKI MULE 4X4	FLEET	12,075
00007053 - #07419 INT 7600 ROADTRACTOR	FLEET	118,175

OTHER NON-BASE REQUESTS

FUND - DEPARTMENT	TYPE	FY 2016/17 ADOPTED BUDGET
00007056 - #18523 FORD L8000 WATER	FLEET	132,313
00007065 - #780081 CAT LOADER SKIDSTEER	FLEET	55,875
00007067 - #780378 CATERPILLAR EXCAVATOR	FLEET	286,700
00007069 - #781038 MACK REFUSE TRAILER	FLEET	62,595
00007070 - #781040 MACK REFUSE TRAILER	FLEET	62,595
00007071 - #781041 MACK REFUSE TRAILER	FLEET	62,595
00007072 - #781043 MACK REFUSE TRAILER	FLEET	62,595
00007073 - #781096 INT SHUTTLE 6X6	FLEET	250,423
00007074 - #NEW UNIT ES1 HOT JET USA	FLEET	9,420
00007061 - #19556 FORD F150 EXT CAB 4X4	FLEET	25,500
08 ENVIRONMENTAL SERVICES DEPT Total		\$ 1,716,131
40201 SOLID WASTE FUND	Total	\$ 1,755,891

OTHER NON-BASE REQUESTS

DEPARTMENT - PROGRAM	TYPE	FY 2016/17 ADOPTED BUDGET
01 ADMINISTRATION DEPT		
01 ANIMAL SERVICES		
00007090 - STRAY BLDG - FIRE SPRINKLERS	FACILITIES	\$ 150,000
00007120 - REPLACEMENT OF KENNEL DOORS	FACILITIES	55,000
01 ANIMAL SERVICES Total		\$ 205,000
01 ECONOMIC DEV & COMMUNITY RELATIONS		
00006940 - SGTV TECHNOLOGY REPLACEMENT	EQUIPMENT	\$ 21,800
01 ECONOMIC DEV & COMMUNITY RELATIONS Total		\$ 21,800
01 ADMINISTRATION DEPT Total		\$ 226,800
02 CONSTITUTIONAL OFFICERS DEPT		
02 JAIL OPERATION AND MAINTENANCE		
00007085 - # JAIL PLANNED WORK	FACILITIES	\$ 369,300
02 JAIL OPERATION AND MAINTENANCE Total		\$ 369,300
02 CONSTITUTIONAL OFFICERS DEPT Total		\$ 369,300
04 LEISURE SERVICES DEPT		
04 GREENWAYS & TRAILS		
00007030 - #04492 CATERPILLAR SKID STEER	FLEET	\$ 55,972
04 GREENWAYS & TRAILS Total		\$ 55,972
04 RECREATIONAL ACTIVITIES & PROG		
00007050 - #06564 JOHN DEERE MOWER	FLEET	\$ 55,000
04 RECREATIONAL ACTIVITIES & PROG Total		\$ 55,000
04 LEISURE SERVICES DEPT Total		\$ 110,972
05 FIRE DEPT		
05 EMS/FIRE/RESCUE		
00006670 - SCBA COMPRESSORS	EQUIPMENT	\$ 110,000
00006671 - SPECIAL OPERATIONS TRAINING EQ	EQUIPMENT	30,000
00006699 - BCC# 01324 PIERCE SPARE 01	FLEET	80,400
00006701 - BCC# 02039 PIERCE SPARE 09	FLEET	80,400
00006945 - THERMAL IMAGERS - RESCUES/ENG	EQUIPMENT	110,000
00006947 - STRETCHERS	EQUIPMENT	77,250
00006948 - LIFEPAK 15 EKG MONITOR/DEFIB	EQUIPMENT	140,000
00007027 - #03954 DODGE 4500 RESCUE	FLEET	252,000
00007028 - #03955 DODGE 4500 RESCUE	FLEET	252,000
00007034 - #04865 DODGE 4500 RESCUE	FLEET	252,000

OTHER NON-BASE REQUESTS

**FY 2016/17
ADOPTED
BUDGET**

DEPARTMENT - PROGRAM	TYPE	BUDGET
00007037 - #05208 PIERCE ENGINE	FLEET	560,400
00007040 - #05351 DODGE 4500 RESCUE	FLEET	252,000
00007045 - #06070298 PIERCE ENGINE	FLEET	560,400
00007059 - #19236 PIERCE SQUAD	FLEET	1,250,000
00007091 - DEPT-WIDE HOSE REPLACEMENT PROJECT	EQUIPMENT	100,000
00007092 - REPLACEMENT PPE FOR DEPARTMENT	EQUIPMENT	418,027
00007117 - VEHICLE CHARGING STATIONS	FACILITIES	25,000
00007126 - REPLACEMENT PPE FOR DEPARTMENT	EQUIPMENT	46,447
05 EMS/FIRE/RESCUE Total		\$ 4,596,324
05 FIRE DEPT Total		\$ 4,596,324
07 PUBLIC WORKS DEPT		
07 CAPITAL PROJECTS DELIVERY		
00007320 - NEW FORD F 150 4X4	FLEET	\$ 23,823
07 CAPITAL PROJECTS DELIVERY Total		\$ 23,823
07 FACILITIES		
00007083 - # LEISURE PLANNED WORK	FACILITIES	\$ 185,397
00007084 - # GENERAL GOVT PLANNED WORK	FACILITIES	286,925
00007086 - # WATER SEWER PLANNED WORK	FACILITIES	61,246
00007087 - # FIRE DEPT PLANNED WORK	FACILITIES	16,427
00007088 - # SOLID WASTE PLANNED WORK	FACILITIES	39,760
00007115 - CAPITAL FACILITIES SUSTAIN	FACILITIES	200,000
07 FACILITIES Total		\$ 789,755
07 MOSQUITO CONTROL		
00007080 - #NEW UNIT PW1 FORD F150 4X4	FLEET	\$ 25,000
00007081 - #NEW UNIT PW2 FORD F150 4X4	FLEET	25,000
00007082 - #NEW PW3 RK POLY SKID SPRAYER	FLEET	8,200
07 MOSQUITO CONTROL Total		\$ 58,200
07 ROADS-STORMWATER R&M		
00007010 - #00662 INTERNATIONAL WORKSTAR	FLEET	\$ 118,178
00007012 - #00665 FORD F750	FLEET	101,226
00007064 - #51881 COLLINS CPH0306	FLEET	8,200
07 ROADS-STORMWATER R&M Total		\$ 227,604
07 TRAFFIC OPERATIONS		
00007014 - #01331 FORD F250 4X4	FLEET	\$ 30,109
00007020 - #02075 FORD F150	FLEET	26,638
00007033 - #04552 FORD F150	FLEET	23,159
00007035 - #05160 FORD F150 CREW CAB	FLEET	28,484

OTHER NON-BASE REQUESTS

FY 2016/17
ADOPTED
BUDGET

DEPARTMENT - PROGRAM	TYPE	BUDGET
00007036 - #05183 FORD F450	FLEET	66,814
00007094 - PORTABLE MESSAGE SIGN 1	EQUIPMENT	12,000
00007096 - ROLLING TABLE FOR SIGN SHOP	EQUIPMENT	21,900
07 TRAFFIC OPERATIONS Total		\$ 209,104

07 WATER QUALITY		
00007058 - #18757 AIRBOAT	FLEET	\$ 30,000
00007097 - YSI FIELD SONDE	EQUIPMENT	14,770
07 WATER QUALITY Total		\$ 44,770

07 PUBLIC WORKS DEPT Total		\$ 1,353,256
-----------------------------------	--	---------------------

08 ENVIRONMENTAL SERVICES DEPT		
08 CENTRAL TRANSFER STATION OPERA		
00007046 - #06070437 INT 7600 ROADTRACTOR	FLEET	\$ 118,175
00007047 - #06070477 INT 7600 ROADTRACTOR	FLEET	118,175
00007048 - #06070485 INT 7600 ROADTRACTOR	FLEET	118,175
00007049 - #06070486 INT7600 ROADTRACTOR	FLEET	118,175
00007053 - #07419 INT 7600 ROADTRACTOR	FLEET	118,175
00007065 - #780081 CAT LOADER SKIDSTEER	FLEET	55,875
00007067 - #780378 CATERPILLAR EXCAVATOR	FLEET	286,700
00007069 - #781038 MACK REFUSE TRAILER	FLEET	62,595
00007070 - #781040 MACK REFUSE TRAILER	FLEET	62,595
00007071 - #781041 MACK REFUSE TRAILER	FLEET	62,595
00007072 - #781043 MACK REFUSE TRAILER	FLEET	62,595
00007074 - #NEW UNIT ES1 HOT JET USA	FLEET	9,420
08 CENTRAL TRANSFER STATION OPERA Total		\$ 1,193,250

08 ES BUSINESS OFFICE		
00007099 - UPGRADE TO EDE SUNGARD PLATFORM	EQUIPMENT	\$ 25,000
08 ES BUSINESS OFFICE Total		\$ 25,000

08 LANDFILL OPERATIONS PROGRAM		
00007019 - #02041 FORD EXPEDITION	FLEET	\$ 25,500
00007051 - #06815 MASSEY TRACTOR	FLEET	77,070
00007052 - #06913 KAWASAKI MULE 4X4	FLEET	12,075
00007056 - #18523 FORD L8000 WATER	FLEET	132,313
00007073 - #781096 INT SHUTTLE 6X6	FLEET	250,423
00007061 - #19556 FORD F150 EXT CAB 4X4	FLEET	25,500
08 LANDFILL OPERATIONS PROGRAM Total		\$ 522,881

OTHER NON-BASE REQUESTS

**FY 2016/17
ADOPTED
BUDGET**

DEPARTMENT - PROGRAM

TYPE

BUDGET

08 UTILITIES ENGINEERING PROGRAM

00007015 - #01350 FORD F150 EXT CAB	FLEET	\$ 27,500
00007100 - HP DESIGNJET Z5200 PLOTTER	EQUIPMENT	8,500

08 UTILITIES ENGINEERING PROGRAM Total		\$ 36,000
---	--	------------------

08 WASTEWATER OPERATIONS

00007024 - #02851 INTERNATIONAL 4300	FLEET	\$ 94,000
00007055 - #18077 FORD LTS900 DUMP	FLEET	129,150
00007101 - BACK-UP AERATOR MOTOR	EQUIPMENT	15,000
00007102 - INFRARED CAMERA	EQUIPMENT	18,000
00007103 - LASER ALIGNMENT TOOL	EQUIPMENT	7,200
00007104 - VIBRATION ANALYSIS TOOL	EQUIPMENT	14,000
00007054 - #14965 FORD F550	FLEET	57,000

08 WASTEWATER OPERATIONS Total		\$ 334,350
---------------------------------------	--	-------------------

08 WATER OPERATIONS

00007016 - #01372 FORD F150 EXT CAB	FLEET	\$ 27,500
00007018 - #02036 FORD TRANSIT CONNECT	FLEET	26,500
00007021 - #02469 INTERNATIONAL 4300	FLEET	100,000
00007022 - #02848 INTERNATIONAL 4300	FLEET	94,000
00007031 - #04525 FORD F150 EXT CAB	FLEET	26,800
00007039 - #05238 FORD F250 SUPERCAB	FLEET	36,250
00007041 - #06070007 FORD F150	FLEET	25,000
00007057 - #18694 CROSLEY TRAILER	FLEET	5,500
00007063 - #23765 CROSLEY TRAILER	FLEET	5,500
00007075 - #NEW ES2 FORD F150 CREW CAB	FLEET	37,275
00007105 - CL-17 CHLORINE ANALYZER	EQUIPMENT	5,000
00007106 - OZONE ANALYZER BMT 964 C	EQUIPMENT	8,500
00007107 - SPARE VALVE ACTUATOR FOR SER	EQUIPMENT	7,200
00007123 - CL-17 CHLORINE ANALYZER	EQUIPMENT	5,000
00007124 - CL-17 CHLORINE ANALYZER	EQUIPMENT	5,000
00007125 - SPARE VALVE ACTUATOR FOR SER	EQUIPMENT	7,200
00006950 - NEW FORD ESCAPE DIST TECH	FLEET	20,000
00006951 - NEW FORD F250 PLNT MECH	FLEET	37,500
00007025 - #02855 FORD F150 CREW CAB 4X4	FLEET	37,275
00007062 - #19913 FORD F550	FLEET	74,325
00007017 - #01373 FORD ESCAPE	FLEET	20,000

08 WATER OPERATIONS Total		\$ 611,325
----------------------------------	--	-------------------

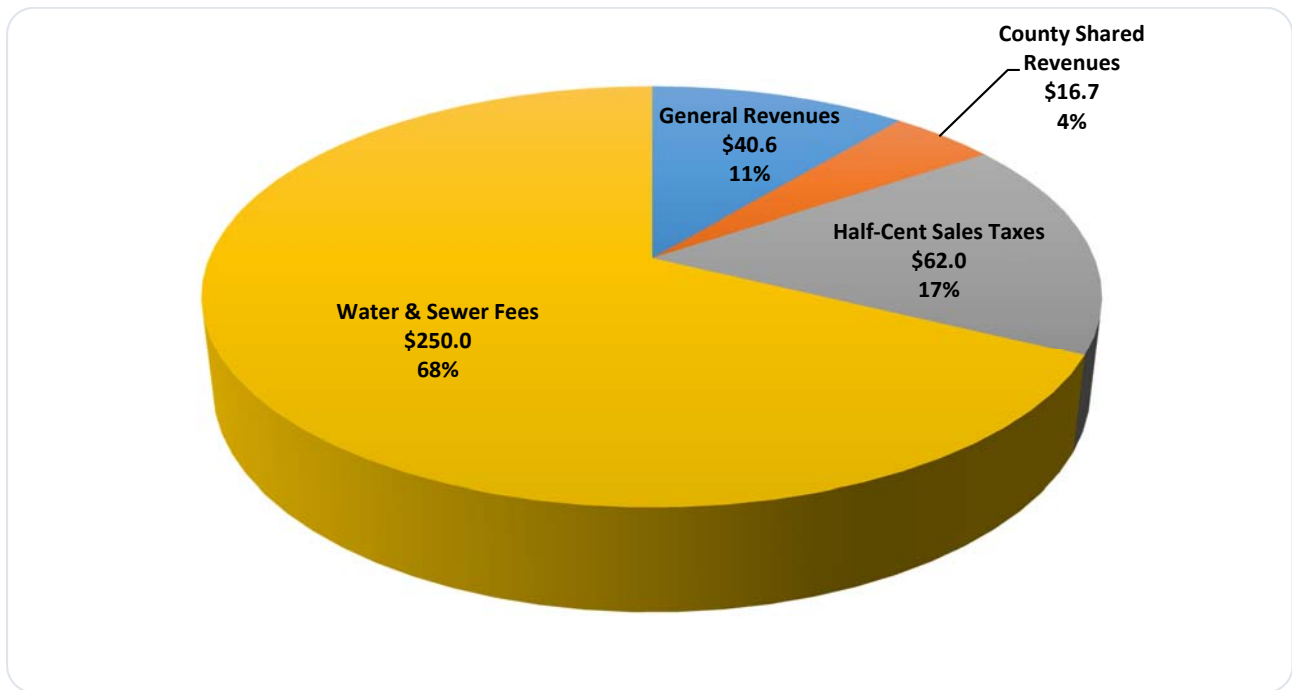
08 ENVIRONMENTAL SERVICES DEPT Total		\$ 2,722,806
---	--	---------------------

OTHER NON-BASE REQUESTS

DEPARTMENT - PROGRAM	TYPE	FY 2016/17 ADOPTED BUDGET
11 DEVELOPMENT SERVICES DEPT		
11 BUILDING		
00007066 - #780120 FORD F150	FLEET	\$ 21,267
11 BUILDING Total		\$ 21,267
11 DEVELOPMENT SERVICES DEPT Total		\$ 21,267

DEBT MANAGEMENT

SUMMARY OF OUTSTANDING DEBT



As of October 1, 2016, Seminole County has a total of \$369 million of outstanding debt, which includes bonds and bank loans. The outstanding debt is secured by multiple revenue sources. The majority of outstanding debt is secured by revenues from the Water and Sewer System. The following are revenue pledges for County debt outstanding:

- General Revenues** – General revenues are non-ad valorem revenues. The County has a covenant to budget and appropriate non-ad valorem revenues to secure the Series 2014 Special Obligation Bonds, and Series 2013A and 2013B Capital Improvement Revenue Bonds.
- County Shared Revenues** – The Florida Revenue Sharing Act of 1972 enacted legislation to create the Revenue Sharing Trust Fund for Counties. The Fund consists of a portion of the cigarette tax and sales and use tax collections, which are allocated to counties, based on a distribution formula and eligibility requirements. Section 218.25 of the Florida Statutes authorizes counties to pledge the guaranteed entitlement for bonded indebtedness up to 50 percent of the funds received in the prior year. The Series 2012 Capital Improvement Revenue Bonds are secured by County Shared Revenues.
- Sales Tax** – The State levies a 6 percent sales tax of which a portion of net proceeds is transferred to the Local Government Half-Cent Sales Tax Clearing Trust Fund for distributions by the Department of Revenue pursuant to Section 218.61 of the Florida Statutes. The County's Sales Tax Bonds are secured by half-cent sales tax revenue.
- Water and Sewer Revenues** – The County owns and operates a combined water and waste water treatment system, associated distribution, collection and effluent disposal facilities. The County's Water and Sewer Bonds are secured by a pledge of net revenues derived from the ownership and operation of the system and connection fees.

Legal Debt Limits

The Constitution of the State of Florida, Statute 200.181 and Seminole County has not taken action to set legal debt limits. However, debt capacity measures such as direct and overall debt per capita and debt per taxable property value are evaluated prior to the issuance of debt.

SUMMARY OF OUTSTANDING DEBT

Capital Improvement Bonds (Bank Loans)

The \$10,000,000 and \$8,140,000 Capital Improvement Revenue Bonds, Series 2013A and 2013B (respectively) were issued to refund the \$20,125,000 Capital Improvement Revenue Bonds, Series 2010. The Series 2010 Bonds were issued to refund the \$24,060,000 Sales Tax Revenue Refunding Bonds, Series 1998. The Series 2013A and 2013B Bonds are secured by general revenues.

The \$22,000,000 Capital Improvement Revenue Bond, Series 2012 was issued to provide financing for the Public Safety Communications P25 Radio Tower Rebuild Projects. The Series 2012 Bond is secured by County Shared Revenues (Guaranteed Entitlement Funds).

FY	PRINCIPAL	INTEREST	TOTAL
2016-17	2,589,000	692,052	3,281,052
2017-18	2,657,000	632,925	3,289,925
2018-19	2,716,000	572,233	3,288,233
2019-20	2,778,000	510,201	3,288,201
2020-21	2,841,000	446,746	3,287,746
2021-22	2,912,000	381,846	3,293,846
2022-23	2,960,000	315,320	3,275,320
2023-24	3,011,000	247,676	3,258,676
2024-25	3,077,000	178,843	3,255,843
2025-26	3,146,000	108,502	3,254,502
2026-27	1,670,000	36,573	1,706,573
TOTAL	\$30,357,000	\$4,122,917	\$34,479,917

SUMMARY OF OUTSTANDING DEBT

Special Obligation Bonds

The \$28,000,000 Special Obligation Bonds, Series 2014 were issued to finance a portion of the costs of the acquisition, construction, equipping and installation of certain capital improvements including, without limitation, a new County Sports Complex and renovations to Soldiers Creek Park. The Series 2014 Bonds are secured by general revenues.

FY	PRINCIPAL	INTEREST	TOTAL
2016-17	535,000	1,105,050	1,640,050
2017-18	555,000	1,083,650	1,638,650
2018-19	585,000	1,055,900	1,640,900
2019-20	610,000	1,026,650	1,636,650
2020-21	635,000	1,002,250	1,637,250
2021-22	660,000	976,850	1,636,850
2022-23	690,000	950,450	1,640,450
2023-24	715,000	922,850	1,637,850
2024-25	745,000	894,250	1,639,250
2025-26	775,000	864,450	1,639,450
2026-27	805,000	833,450	1,638,450
2027-28	830,000	807,288	1,637,288
2028-29	860,000	779,275	1,639,275
2029-30	890,000	749,175	1,639,175
2030-31	920,000	716,913	1,636,913
2031-32	955,000	683,563	1,638,563
2032-33	990,000	647,750	1,637,750
2033-34	1,040,000	598,250	1,638,250
2034-35	1,095,000	546,250	1,641,250
2035-36	1,140,000	501,550	1,641,550
2036-37	1,185,000	455,000	1,640,000
2037-38	1,230,000	406,600	1,636,600
2038-39	1,285,000	356,350	1,641,350
2039-40	1,335,000	303,850	1,638,850
2040-41	1,390,000	247,994	1,637,994
2041-42	1,450,000	189,825	1,639,825
2042-43	1,510,000	129,138	1,639,138
2043-44	1,575,000	65,931	1,640,931
TOTAL	\$26,990,000	\$18,900,502	\$45,890,502

SUMMARY OF OUTSTANDING DEBT

Sales Tax Bonds

The \$29,810,000 Sales Tax Revenue Refunding Bond, Series 2015 (*bank loan*) was issued to refund the outstanding Sales Tax Revenue Bonds, Series 2005A. The \$35,365,000 Sales Tax Revenue Bonds, Series 2005A were issued to finance the renovation and expansion of the County's John E. Polk Correctional Facility. The \$39,700,000 Sales Tax Revenue Refunding Bonds, Series 2005B were issued to advance refund the Series 2001 Bonds maturing in the years 2012 through 2031. The Sales Tax Bonds are secured by half-cent sales tax revenue.

FY	PRINCIPAL	INTEREST	TOTAL
2016-17	2,550,000	2,436,575	4,986,575
2017-18	2,650,000	2,331,575	4,981,575
2018-19	2,765,000	2,221,875	4,986,875
2019-20	2,875,000	2,107,100	4,982,100
2020-21	2,990,000	1,987,238	4,977,238
2021-22	3,115,000	1,861,888	4,976,888
2022-23	3,250,000	1,730,663	4,980,663
2023-24	3,385,000	1,593,313	4,978,313
2024-25	3,530,000	1,449,563	4,979,563
2025-26	3,670,000	1,299,300	4,969,300
2026-27	5,645,000	1,142,238	6,787,238
2027-28	5,855,000	932,225	6,787,225
2028-29	6,075,000	713,388	6,788,388
2029-30	6,295,000	485,338	6,780,338
2030-31	6,535,000	247,800	6,782,800
TOTAL	\$61,185,000	\$22,540,079	\$83,725,079

SUMMARY OF OUTSTANDING DEBT

Water and Sewer Bonds

The \$149,270,000 Water and Sewer Revenue Refunding Bonds, Series 2015A were issued to advance refund the outstanding Water and Sewer Revenue Refunding Bonds, Series 2006; and the \$32,025,000 Water and Sewer Revenue Refunding Bonds, Series 2015B were issued to refund the outstanding Water and Sewer Revenue Refunding Bonds, Series 2005. The \$5,255,000 Water and Sewer Revenue Bonds, Series 2010A and \$70,705,000 Water and Sewer Revenue Bonds, Series 2010B (Federally Taxable Build America Bonds – Direct Subsidy) were issued to finance the cost of acquisition, construction and installation of certain additions and improvements to the water and wastewater system.

FY	PRINCIPAL	INTEREST ⁽¹⁾	TOTAL
2016-17	5,285,000	12,498,503	17,783,503
2017-18	5,550,000	12,240,353	17,790,353
2018-19	5,820,000	11,969,253	17,789,253
2019-20	6,260,000	11,683,941	17,943,941
2020-21	6,570,000	11,376,636	17,946,636
2021-22	6,895,000	11,053,386	17,948,386
2022-23	7,840,000	10,713,676	18,553,676
2023-24	8,235,000	10,326,486	18,561,486
2024-25	8,635,000	9,919,611	18,554,611
2025-26	9,065,000	9,491,861	18,556,861
2026-27	9,515,000	9,042,811	18,557,811
2027-28	9,985,000	8,561,327	18,546,327
2028-29	10,385,000	8,151,496	18,536,496
2029-30	10,800,000	7,725,086	18,525,086
2030-31	11,235,000	7,281,728	18,516,728
2031-32	11,685,000	6,819,868	18,504,868
2032-33	12,155,000	6,339,398	18,494,398
2033-34	12,640,000	5,839,640	18,479,640
2034-35	13,145,000	5,319,992	18,464,992
2035-36	13,675,000	4,779,534	18,454,534
2036-37	15,370,000	4,217,266	19,587,266
2037-38	16,015,000	3,226,977	19,241,977
2038-39	16,685,000	2,195,130	18,880,130
2039-40	17,385,000	1,120,116	18,505,116
TOTAL	\$250,830,000	\$191,894,075	\$442,724,075

(1) Gross of Build America Bonds (BABs) Subsidy

DEBT OVERVIEW

SPECIAL OBLIGATION DEBT

Capital Improvement Revenue Bond, Series 2012 (Bank Loan)

A \$22,000,000 bond was issued on October 18, 2012 to provide financing for the Public Safety Communications P25 Radio System Upgrade and Tower Rebuild Projects. The bank qualified Capital Improvement Bond bears an interest rate of 2.19% through final maturity on October 1, 2027. Funding is provided by County Shared Revenues (Guaranteed Entitlement Funds).

FY	PRINCIPAL	INTEREST	TOTAL
2016-17	1,375,000	366,606	1,741,606
2017-18	1,405,000	336,494	1,741,494
2018-19	1,440,000	305,724	1,745,724
2019-20	1,470,000	274,188	1,744,188
2020-21	1,500,000	241,995	1,741,995
Thereafter	9,550,000	742,410	10,292,410
TOTAL	\$16,740,000	\$2,267,417	\$19,007,417

Call Date: Prepayment in whole or in part on scheduled date. 100% of par after 2017.

Capital Improvement Revenue Bond, Series 2013A (Bank Loan)

A \$10,000,000 bond was issued on April 1, 2013 to refund a portion of the Capital Improvement Revenue Bond, Series 2010. The Series 2010 Bond refunded the 1998 Sales Tax Revenue Refunding Bonds. The 1998 Sales Tax Bonds were issued to refund a portion of the 1996 Sales Tax Bonds, which were issued for the construction of the Public Safety Building and Health Department building improvements. The bank qualified Capital Improvement Bond bears an interest rate of 2.39% through final maturity on October 1, 2026. Funding is provided by general revenues.

FY	PRINCIPAL	INTEREST	TOTAL
2016-17	668,000	179,513	847,513
2017-18	689,000	163,548	852,548
2018-19	701,000	147,081	848,081
2019-20	722,000	130,327	852,327
2020-21	738,000	113,017	851,017
Thereafter	3,993,000	291,198	4,284,198
TOTAL	\$7,511,000	\$1,024,736	\$8,535,736

Call Date: Prepayment in whole on scheduled date with 1% penalty.

Capital Improvement Revenue Bond, Series 2013B (Bank Loan)

An \$8,140,000 bond was issued on April 1, 2013 to refund a portion of the Capital Improvement Revenue Bond, Series 2010. The Series 2010 Bond refunded the 1998 Sales Tax Revenue Refunding Bonds. The 1998 Sales Tax Bonds were issued to refund a portion of the 1996 Sales Tax Bonds, which were issued for the construction of the Public Safety Building and Health Department building improvements. The bank qualified Capital Improvement Bond bears an interest rate of 2.39% through final maturity on October 1, 2026. Funding is provided by general revenues.

FY	PRINCIPAL	INTEREST	TOTAL
2016-17	546,000	145,933	691,933
2017-18	563,000	132,884	695,884
2018-19	575,000	119,428	694,428
2019-20	586,000	105,686	691,686
2020-21	603,000	91,680	694,680
Thereafter	3,233,000	235,152	3,468,152
TOTAL	\$6,106,000	\$830,764	\$6,936,764

Call Date: Prepayment in whole on scheduled date with 1% penalty.

DEBT OVERVIEW

SPECIAL OBLIGATION DEBT

Special Obligation Bonds, Series 2014

\$28,000,000 in bonds were issued on May 9, 2014 to finance a portion of the costs of the acquisition, construction, equipping and installation of certain capital improvements including, without limitation, a new County Sports Complex and renovations to Soldiers Creek Park. The interest rates of the outstanding bonds range from 3.25% to 5.00%; final maturity is October 1, 2044. Funding is provided by general revenues.

FY	PRINCIPAL	INTEREST	TOTAL
2016-17	535,000	1,105,050	1,640,050
2017-18	555,000	1,083,650	1,638,650
2018-19	585,000	1,055,900	1,640,900
2019-20	610,000	1,026,650	1,636,650
2020-21	635,000	1,002,250	1,637,250
Thereafter	24,070,000	13,627,250	37,697,000
TOTAL	\$26,990,000	\$18,900,500	\$45,890,500

Call Date: 10/1/2025

Sales Tax Revenue Refunding Bond, Series 2015 (Bank Loan)

A \$29,810,000 bond was issued February 26, 2015 to refund the outstanding Sales Tax Revenue Bonds, Series 2005A. The Series 2005A bonds were issued to finance the renovation and expansion of the County's John E. Polk Correctional Facility. The Sales Tax Revenue Bond, Series 2015 bears an interest rate of 2.50% through final maturity on October 1, 2031. Funding is provided by the County's share of the Local Government Half-Cent Sales Tax.

FY	PRINCIPAL	INTEREST	TOTAL
2016-17	1,050,000	705,125	1,755,125
2017-18	1,070,000	678,875	1,748,875
2018-19	1,105,000	652,125	1,757,125
2019-20	1,130,000	624,500	1,754,500
2020-21	1,150,000	596,250	1,746,250
Thereafter	22,700,000	3,794,125	26,494,125
TOTAL	\$28,205,000	\$7,051,000	\$35,256,000

Call Date: Prepayment at par plus accrued interest 10/1/2025.

Sales Tax Revenue Refunding Bonds, Series 2005B

\$39,700,000 in bonds were issued on January 10, 2006 to advance refund the County's outstanding Sales Tax Revenue Bonds, Series 2001 maturing in the years 2012 through 2031. The 2001 Sales Tax Bonds were issued to finance a portion of the cost of design, acquisition and construction of the courthouse expansion and renovation project. The interest rates of the outstanding Series 2005B Sales Tax Bonds range from 3.70% to 5.25%; final maturity is October 1, 2031. Funding is provided by the County's share of the Local Government Half-Cent Sales Tax.

FY	PRINCIPAL	INTEREST	TOTAL
2016-17	1,500,000	1,731,450	3,231,450
2017-18	1,580,000	1,652,700	3,232,700
2018-19	1,660,000	1,569,750	3,229,750
2019-20	1,745,000	1,482,600	3,227,600
2020-21	1,840,000	1,390,988	3,230,988
Thereafter	24,655,000	7,661,588	32,316,588
TOTAL	\$34,425,000	\$17,278,325	\$51,703,325

Call Date: Non-Callable

DEBT OVERVIEW

ENTERPRISE DEBT

Water and Sewer Revenue Bonds, Series 2010A

\$5,255,000 in bonds were issued March 3, 2010 to finance the cost of acquisition, construction and installation of certain additions and improvements to the water and wastewater system. The interest rates of the outstanding bonds range from 3.00% to 4.00%; final maturity is October 1, 2026. Funding is provided by connection fees and system revenue.

Call Date: 10/1/2020

FY	PRINCIPAL	INTEREST	TOTAL
2016-17	305,000	126,693	431,693
2017-18	320,000	117,542	437,542
2018-19	325,000	107,942	432,942
2019-20	335,000	97,380	432,380
2020-21	350,000	86,325	436,325
Thereafter	1,940,000	232,215	2,172,215
TOTAL	\$3,575,000	\$768,098	\$4,343,098

Water and Sewer Revenue Bonds, Series 2010B (Federally Taxable Build America Bonds – Direct Subsidy)

\$70,705,000 in bonds were issued March 3, 2010 to finance the cost of acquisition, construction and installation of certain additions and improvements to the water and wastewater system. The Series 2010B bonds were designated “Build America Bonds” for the purpose of the American Recovery and Reinvestment Act of 2009. As such, the County receives a subsidy payment for the interest payable on the bonds. The interest rates range from 6.318% to 6.443%; final maturity is October 1, 2040. Funding is provided by connection fees and system revenue.

Call Date: 10/1/2020; Prior to 10/1/2020 at Make Whole price

FY	PRINCIPAL	INTEREST ⁽¹⁾	TOTAL
2016-17	0	4,553,211	4,553,211
2017-18	0	4,553,211	4,553,211
2018-19	0	4,553,211	4,553,211
2019-20	0	4,553,211	4,553,211
2020-21	0	4,553,211	4,553,211
Thereafter	70,705,000	82,218,033	152,923,033
TOTAL	\$70,705,000	\$104,984,088	\$175,689,088

⁽¹⁾ Gross of Direct Subsidy

DEBT OVERVIEW

ENTERPRISE FUND DEBT

Water and Sewer Revenue Refunding Bonds, Series 2015A

\$149,270,000 in bonds were issued on May 1, 2015 to advance refund the Series 2006 bonds maturing in the years 2017 through 2036. The Series 2006 bonds were issued to finance the cost of acquisition, construction and installation of certain additions and improvements to the water and wastewater system. The Series 2015A interest rates range from 4.00% to 5.00%; final maturity is October 1, 2036. Funding is provided by connection fees and system revenue.

FY	PRINCIPAL	INTEREST	TOTAL
2016-17	0	6,454,600	6,454,600
2017-18	0	6,454,600	6,454,600
2018-19	0	6,454,600	6,454,600
2019-20	2,255,000	6,454,600	8,709,600
2020-21	2,365,000	6,341,850	8,709,600
Thereafter	144,650,000	54,025,850	198,675,850
TOTAL	\$149,270,000	\$86,186,100	\$235,456,100

Call Date: 10/1/2026

Water and Sewer Revenue Refunding Bonds, Series 2015B

\$32,025,000 in bonds were issued on May 1, 2015 to refund the outstanding Water and Sewer Revenue Refunding Bonds, Series 2005. The Series 2005 Bonds were issued to refund the 1999 Water and Sewer Revenue Bonds maturing in the years 2010 through 2022. The Series 2015B interest rate is 5.00% through final maturity on October 1, 2022. Funding is provided by connection fees and system revenue.

FY	PRINCIPAL	INTEREST ⁽¹⁾	TOTAL
2016-17	4,980,000	1,364,000	6,344,000
2017-18	5,230,000	1,115,000	6,345,000
2018-19	5,495,000	853,500	6,348,500
2019-20	3,670,000	578,750	4,248,750
2020-21	3,855,000	395,250	4,250,250
Thereafter	4,050,000	202,500	4,252,500
TOTAL	\$27,280,000	\$4,509,000	\$31,789,000

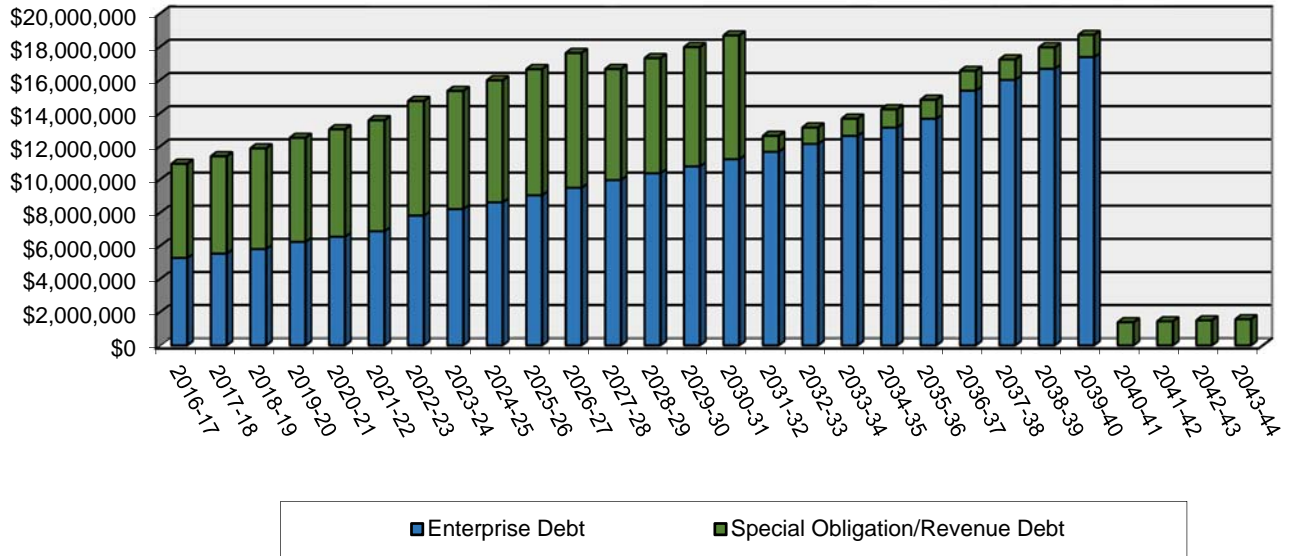
Call Date: Non-Callable

TOTAL COUNTY DEBT OUTSTANDING

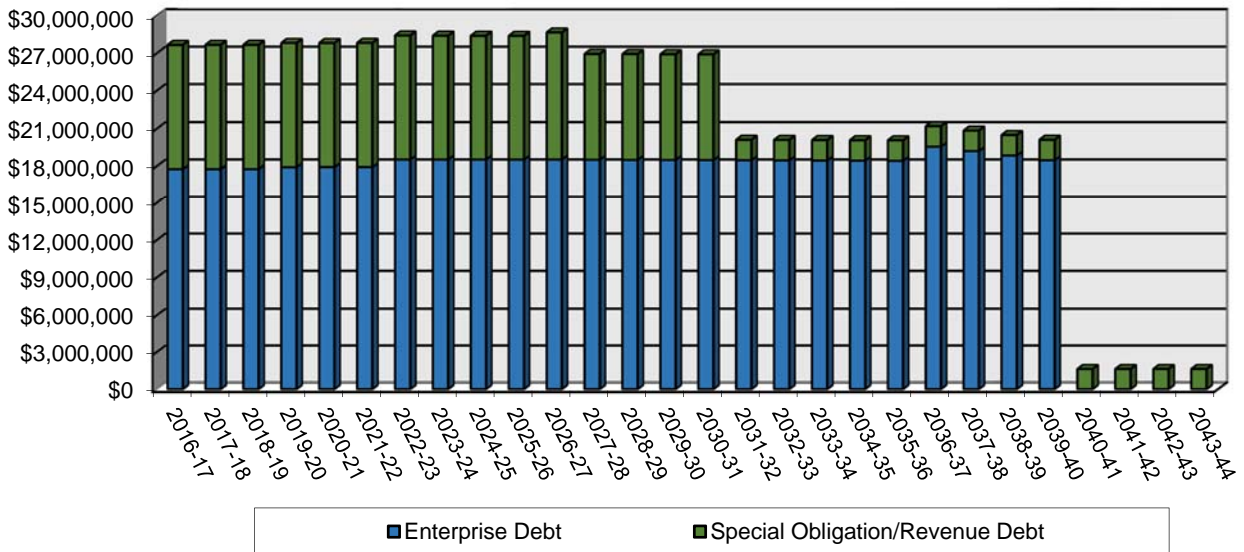
Issue and Purpose	Fund	Outstanding Principal 10/1/2016	FY 16/17 Principal Pmt	FY 16/17 Interest Pmt	Outstanding Principal 9/30/2017
Special Obligation / Revenue Debt					
2014 Special Obligation Bonds (ends 2044)	21235	\$26,990,000	\$535,000	\$1,105,050	\$26,455,000
2013A Capital Improvement Revenue Bonds (ends 2026) (Bank Loan)	21200	7,511,000	668,000	179,513	6,843,000
2013B Capital Improvement Revenue Bonds (ends 2026) (Bank Loan)	21200	6,106,000	546,000	145,933	5,560,000
2012 Capital Improvement Revenue Bonds (ends 2027) (Bank Loan)	21300	16,740,000	1,375,000	366,606	15,365,000
2015 Sales Tax Revenue Refunding Bonds (ends 2031) (Bank Loan)	22500	28,205,000	1,050,000	705,125	27,155,000
2005 B Sales Tax Revenue Refunding Bonds (ends 2031)	22500	32,980,000	1,500,000	1,731,450	31,480,000
Total		\$118,532,000	\$5,674,000	\$4,233,677	\$112,858,000
Enterprise Debt					
2010A Water & Sewer Revenue Bonds (ends 2026)	40100	\$3,575,000	\$305,000	\$126,693	\$3,270,000
2010B Water & Sewer Revenue Bonds (ends 2040)	40100	70,705,000	-	4,553,211	70,705,000
2015A Water & Sewer Revenue Ref. Bonds (ends 2036)	40115	149,270,000	-	6,454,600	149,270,000
2010B Water & Sewer Revenue Ref. Bonds (ends 2022)	40115	27,280,000	4,980,000	1,364,000	22,300,000
Total		\$250,830,000	\$5,285,000	\$12,498,504	\$245,545,000
Total Bonded Debt		\$369,362,000	\$10,959,000	\$16,732,181	\$358,403,000

TOTAL COUNTY DEBT OUTSTANDING

PRINCIPAL ONLY TOTAL - \$369,362,000



PRINCIPAL AND INTEREST TOTAL - \$606,819,656



ASSIGNED UNDERLYING RATINGS

The following are Seminole County's assigned ratings for bonds outstanding, excluding bank loans. Seminole County has consistently maintained high quality ratings.

Rating Date	Credit	Moody's ⁽¹⁾	S&P
	Issuer Rating ⁽²⁾	Aa1	AA
January 2006	Sales Tax Revenue Bonds ⁽³⁾	Aa2	AA
February 2014	Special Obligation Bonds	Aa2	AA-
April 2015	Water and Sewer Bonds ⁽⁴⁾	Aa2	AA

(1) Moody's Global Scale Rating, May 7, 2010.

(2) Rating re-affirmed by Moody's and Standard & Poor's February 2014.

(3) Standard and Poor's upgrade September 2006.

(4) Rating re-affirmed by Moody's and upgraded by Standard & Poor's April 2015.

Rating Definitions

An underlying rating is a published assessment of a particular debt issue's credit quality absent credit enhancement.

Moody's rates bond issues from "Aaa" to "C". Bonds which are rated "Aaa" are judged to be of the highest quality, with minimal credit risk. Moody's applies numerical modifiers 1, 2, and 3 in each rating classification from "Aa" through "Caa". The modifier 1 indicates that the issue ranks in the higher end of the rating category; the modifier 2 indicates a mid-range ranking; and the modifier 3 indicates that the issue ranks in the lower end of the category.

Standard & Poor's rates bond issues from "AAA" to "D". Bonds which are rated "AAA" are considered to have extremely strong financial security characteristics. Standard and Poor's applies modifiers of plus (+) or minus (-) signs following ratings from "AA" to "CCC", which show relative standing within the major rating categories.

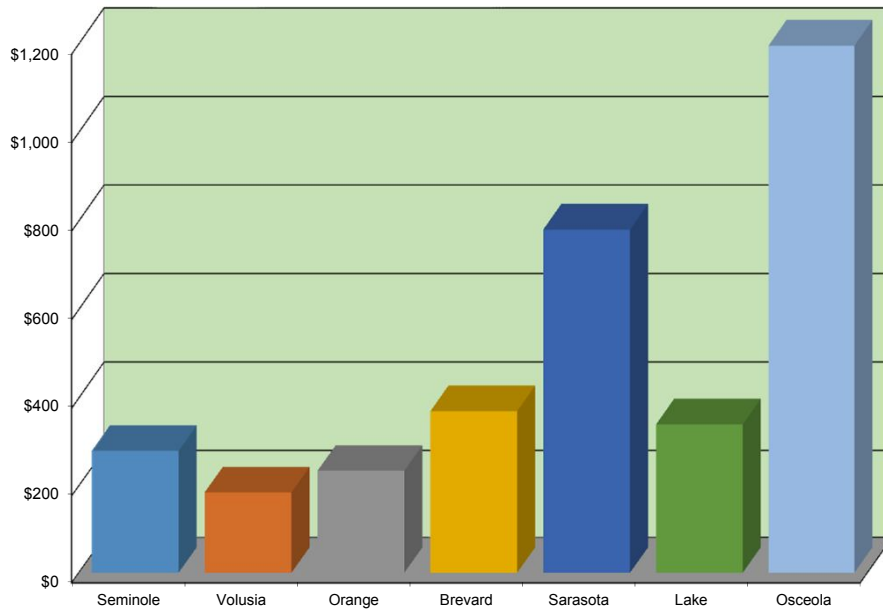
The following are rating assignments for high to medium grade securities:

Category	Moody's	S&P
Prime Maximum Quality	Aaa	AAA
High Grade – High Quality	Aa1	AA+
	Aa2	AA
	Aa3	AA-
Upper Medium Grade	A1	A+
	A2	A
	A3	A-
Lower Medium Grade	Baa1	BBB+
	Baa2	BBB
	Baa3	BBB-

(1) Beginning in April 2010, Moody's recalibrated its long-term U.S. Municipal ratings to its global rating scale. The global rating scale is used to rate sovereign, sub-sovereign, financial institution, project finance, structured finance and corporate obligations. This recalibration enhances the comparability of ratings across the Moody's-rated universe. Upon recalibration Moody's will maintain a single global scale rating system. (Source: Moody's Rating Report – Recalibration of Moody's U.S. Municipal Ratings to its Global Rating Scale, March 2010)

COUNTY COMPARISON OF DEBT PER CAPITA AS OF SEPTEMBER 30, 2015

General Obligation & Non-Self Supporting Revenue Debt



	<u>Seminole</u>	<u>Volusia</u>	<u>Orange</u>	<u>Brevard</u>	<u>Sarasota</u>	<u>Lake</u>	<u>Osceola</u>
Population	442,815	508,562	1,249,190	561,503	392,084	315,464	308,014
General Obligation Debt	\$0	\$21,295,000	\$0	\$93,540,000	\$99,917,673	\$24,255,000	\$29,795,000
General Obligation Debt per Capita	\$0	\$42	\$0	\$167	\$255	\$77	\$97
(1) Non-Self Supporting Revenue Debt	124,051,000	72,710,000	293,136,564	114,281,277	206,088,478	83,100,000	338,590,000
Non-Self Supporting Revenue Debt per Capita	280	143	235	204	526	263	1,099
(2) Self -Supporting Revenue Debt	\$256,020,000	\$79,454,669	\$701,740,000	\$39,946,723	\$281,502,221	\$0	\$228,214,000
General Obligation and Non-Self Supporting Debt per Capita	280	185	235	370	780	340	1,196

(1) Includes Non-Ad Valorem and Other Tax Debt. Includes Bank Term Loans.

(2) Includes Enterprise Funds - Airport System, Tourist Development Tax Debt and Water & Sewer System.

SOURCE: 2015 County Comprehensive Annual Financial Reports (CAFRs)

**SEMINOLE COUNTY GOVERNMENT
FY 2016/17 ADOPTED BUDGET DOCUMENT**

01 ADMINISTRATION DEPT

**17-92 COMMUNITY REDEVELOPMENT
ANIMAL SERVICES
BENEFITS
BOARD OF COUNTY COMMISSIONERS
COUNTY ATTORNEY
COUNTY MANAGER
E-911
ECONOMIC DEV & COMMUNITY RELATIONS
EMERGENCY MANAGEMENT
HUMAN RESOURCES
OFFICE OF ORGANIZATIONAL EXCELLENCE
TELECOMMUNICATIONS**

01 ADMINISTRATION DEPARTMENT

FUND - PROGRAM	FY 2014/15 ACTUALS	FY 2015/16 ADOPTED BUDGET	FY 2016/17 ADOPTED BUDGET	BUDGET VARIANCE
01 GENERAL FUNDS				
01 ANIMAL SERVICES	2,002,530	2,237,597	2,548,744	311,147
01 BOARD OF COUNTY COMMISSIONERS	508,120	241,212	84,581	(156,631)
01 COUNTY ATTORNEY	681,213	373,750	68,691	(305,060)
01 COUNTY MANAGER	400,268	227,798	149,052	(78,746)
01 E-911	175,973	266,414	207,449	(58,965)
01 ECONOMIC DEV & COMMUNITY RELATIONS	1,517,131	2,072,729	2,624,828	552,100
01 EMERGENCY MANAGEMENT	475,650	643,645	1,027,120	383,474
01 HUMAN RESOURCES	332,370	290,722	63,907	(226,815)
01 OFFICE OF ORGANIZATIONAL EXCELLENCE	(15,362)	58,967	28,819	(30,149)
01 TELECOMMUNICATIONS	1,840,841	1,093,445	1,317,982	224,537
01 GENERAL FUNDS Total	7,918,734	7,506,280	8,121,172	614,892
02 REPLACEMENT FUNDS				
01 ECONOMIC DEV & COMMUNITY RELATIONS		-	21,800	21,800
02 REPLACEMENT FUNDS Total		-	21,800	21,800
03 AGENCY FUNDS				
01 ANIMAL SERVICES	17,526	20,000	20,000	-
03 AGENCY FUNDS Total	17,526	20,000	20,000	-
08 TOURISM FUNDS				
01 ECONOMIC DEV & COMMUNITY RELATIONS	1,641,226	2,091,635	2,253,747	162,112
08 TOURISM FUNDS Total	1,641,226	2,091,635	2,253,747	162,112
11 GRANT FUNDS				
01 EMERGENCY MANAGEMENT	204,783	26,486	31,885	5,399
11 GRANT FUNDS Total	204,783	26,486	31,885	5,399
14 EMERGENCY 911 FUNDS				
01 E-911	2,241,635	2,247,320	1,884,491	(362,829)
14 EMERGENCY 911 FUNDS Total	2,241,635	2,247,320	1,884,491	(362,829)
15 CRA FUNDS				
01 17-92 COMMUNITY REDEVELOPMENT	1,276,651	728,201	490,187	(238,014)
15 CRA FUNDS Total	1,276,651	728,201	490,187	(238,014)
18 CAPITAL FUNDS				
01 TELECOMMUNICATIONS	1,091,681	18,614	150,000	131,386
18 CAPITAL FUNDS Total	1,091,681	18,614	150,000	131,386
21 INTERNAL SERVICE FUNDS				
01 BENEFITS	17,248,907	20,086,484	19,845,294	(241,190)
21 INTERNAL SERVICE FUNDS Total	17,248,907	20,086,484	19,845,294	(241,190)
Grand Total	31,641,142	32,725,020	32,818,576	93,556

**SEMINOLE COUNTY GOVERNMENT
FY 2016/17 ADOPTED BUDGET DOCUMENT**

01 ADMINISTRATION DEPT

17-92 Community Redevelopment

Program Message

To revitalize the US 17/92 corridor and surrounding communities by implementing the goals and objectives of the US 17/92 Corridor Redevelopment Plan.

The program provides the following services:

- Administrative and Technical Service
- Marketing Redevelopment Service

01 ADMINISTRATION DEPARTMENT

PROGRAM - ACCOUNT	FY 2014/15 ACTUALS	FY 2015/16 ADOPTED BUDGET	FY 2016/17 ADOPTED BUDGET	BUDGET VARIANCE
01 17-92 COMMUNITY REDEVELOPMENT				
510 PERSONNEL SERVICES				
510120 REGULAR SALARIES AND WAGES	72,079	105,622	111,536	5,914
510150 SPECIAL PAY	47		990	990
510210 SOCIAL SECURITY MATCHING	5,486	8,084	8,533	449
510220 RETIREMENT CONTRIBUTIONS	5,511	7,672	13,173	5,501
510230 HEALTH AND LIFE INSURANCE	9,827	13,842	17,491	3,649
510240 WORKERS COMPENSATION	151	169	301	132
510 PERSONNEL SERVICES Total	93,102	135,389	152,024	16,635
530 OPERATING EXPENDITURES				
530310 PROFESSIONAL SERVICES	56,865	250,000		(250,000)
530401 TRAVEL - TRAINING RELATED	1,636	800	800	-
530430 UTILITIES - ELECTRICITY	7,767	15,000	15,000	-
530460 REPAIRS AND MAINTENANCE	43,037	92,000	92,000	-
530490 OTHER CHARGES/OBLIGATIONS	114	200	200	-
530510 OFFICE SUPPLIES	37	350	350	-
530520 OPERATING SUPPLIES		250	250	-
530540 BOOKS, DUES PUBLICATIONS	545	750	575	(175)
530550 TRAINING	1,480	800	400	(400)
530 OPERATING EXPENDITURES Total	111,481	360,150	109,575	(250,575)
540 INTERNAL SERVICE CHARGES				
540202 INTERNAL SER FEES-LEASED EQUIP		404	404	-
540101 INTERNAL CHARGES	1,231	4,074		(4,074)
540 INTERNAL SERVICE CHARGES Total	1,231	4,478	404	(4,074)
560 CAPITAL OUTLAY				
560650 CONSTRUCTION IN PROGRESS	19,176	-		-
560 CAPITAL OUTLAY Total	19,176	-		-
580 GRANTS & AIDS				
580811 AID TO GOVERNMENTAL AGENCIES	847,180	228,184	228,184	-
580821 AID TO PRIVATE ORGANIZATIONS	204,482	-		-
580 GRANTS & AIDS Total	1,051,662	228,184	228,184	-
01 17-92 COMMUNITY REDEVELOPMENT Total	1,276,651	728,201	490,187	(238,014)

**SEMINOLE COUNTY GOVERNMENT
FY 2016/17 ADOPTED BUDGET DOCUMENT**

01 ADMINISTRATION DEPT

Animal Services

Program Message

The Animal Services Division is charged with the enforcement of the Seminole County Code, Chapter 20, Animals and Fowl, while providing shelter to the lost, stray and unwanted animals in Seminole County. To provide for the health and safety of the citizens of Seminole County and their pets, through the active enforcement of local ordinances and adherence to State laws, to provide for the humane sheltering and disposition of stray and unwanted animals and to promote responsible pet ownership and animal welfare through community education, adoption and outreach programs.

This program contains the following service(s) which have the ultimate purpose of protecting the health and safety of the public, while providing humane services to the animal population through the enforcement of applicable laws and ordinances:

- Animal Shelter Operations
- Dispatch and Field Operations
- Coordination of Volunteer and Foster Care Programs
- Customer Support, Education and Outreach

Goals: Develop outreach programs to provide spay/neuter surgeries, vaccinations and microchipping services to under-served areas within the community.

Undertake facility improvements to enhance the shelter environment thereby increasing customer length-of-stay and visibility of available pets.

Promote educational efforts by creating citizen training opportunities and encouraging continued professional development for division staff.

01 ADMINISTRATION DEPARTMENT

PROGRAM - ACCOUNT	FY 2014/15 ACTUALS	FY 2015/16 ADOPTED BUDGET	FY 2016/17 ADOPTED BUDGET	BUDGET VARIANCE
01 ANIMAL SERVICES				
340 CHARGES FOR SERVICES				
346400 ANIMAL CONTROL	(216,458)	(210,000)		210,000
340 CHARGES FOR SERVICES Total	(216,458)	(210,000)		210,000
360 MISCELLANEOUS REVENUES				
366100 CONTRIBUTIONS & DONATIONS	(22,084)	(20,000)	(20,000)	-
369900 MISCELLANEOUS-OTHER	(222)			-
369910 COPYING FEES	(169)			-
369925 CC CONVENIENCE FEES		(5,000)		5,000
360 MISCELLANEOUS REVENUES Total	(22,474)	(25,000)	(20,000)	5,000
510 PERSONNEL SERVICES				
510120 REGULAR SALARIES AND WAGES	1,018,140	1,033,206	1,040,593	7,387
510140 OVERTIME	89,873	72,562	72,562	-
510150 SPECIAL PAY	1,855	1,800	600	(1,200)
510210 SOCIAL SECURITY MATCHING	82,313	84,591	88,664	4,073
510220 RETIREMENT CONTRIBUTIONS	86,865	85,777	92,617	6,840
510230 HEALTH AND LIFE INSURANCE	268,482	294,806	304,010	9,204
510240 WORKERS COMPENSATION	7,097	10,166	18,159	7,993
510 PERSONNEL SERVICES Total	1,554,626	1,582,909	1,617,205	34,296
530 OPERATING EXPENDITURES				
530310 PROFESSIONAL SERVICES	100,106	122,000	139,400	17,400
530340 OTHER SERVICES		1,850	1,850	-
530400 TRAVEL AND PER DIEM	2,462	1,150	1,500	350
530401 TRAVEL - TRAINING RELATED	2,130	2,100	2,100	-
530439 UTILITIES - OTHER	15,559	20,500	20,500	-
530460 REPAIRS AND MAINTENANCE	11,595	10,970	10,620	(350)
530470 PRINTING AND BINDING	185	3,000	2,150	(850)
530480 PROMOTIONAL ACTIVITIES	495	1,000	1,000	-
530490 OTHER CHARGES/OBLIGATIONS	15,053	10,900	12,700	1,800
530499 CHARGES/OBLIGATIONS-CONTINGENC		20,000	20,000	-
530510 OFFICE SUPPLIES	1,741	3,150	3,000	(150)
530520 OPERATING SUPPLIES	140,202	153,987	156,850	2,863
530522 OPERATING SUPPLIES-TECHNOLOGY	18,240	18,240	18,240	-
530540 BOOKS, DUES PUBLICATIONS	380	950	950	-
530550 TRAINING	4,455	5,050	5,050	-
530 OPERATING EXPENDITURES Total	312,602	374,847	395,910	21,063
540 INTERNAL SERVICE CHARGES				
540101 INTERNAL CHARGES			153,176	153,176
540102 ADMIN FEE		76,901	147,293	70,392
540201 INSURANCE	36,980	40,124	40,124	-
540202 INTERNAL SER FEES-LEASED EQUIP		10,036	10,036	-
540101 INTERNAL CHARGES	115,847	172,780		(172,780)
540 INTERNAL SERVICE CHARGES Total	152,827	299,841	350,629	50,787
560 CAPITAL OUTLAY				
560650 CONSTRUCTION IN PROGRESS			205,000	205,000
560 CAPITAL OUTLAY Total			205,000	205,000
01 ANIMAL SERVICES Total	1,781,124	2,022,597	2,548,744	526,147

**SEMINOLE COUNTY GOVERNMENT
FY 2016/17 ADOPTED BUDGET DOCUMENT**

01 ADMINISTRATION DEPT

Benefits

01 ADMINISTRATION DEPARTMENT

PROGRAM - ACCOUNT	FY 2014/15 ACTUALS	FY 2015/16 ADOPTED BUDGET	FY 2016/17 ADOPTED BUDGET	BUDGET VARIANCE
01 BENEFITS				
340 CHARGES FOR SERVICES				
341220 BOCC INSURANCE EMPLOYER	(12,627,943)	(14,084,313)		14,084,313
341230 BOCC INSURANCE EMPLOYEE	(2,027,797)	(2,123,694)		2,123,694
341240 BOCC INSURANCE RETIREE	(1,130,747)	(1,353,951)		1,353,951
341250 BOCC INSURANCE COBRA	(36,795)	(33,228)		33,228
341260 TAX COLLECTOR INSURANCE	(929,921)	(874,440)		874,440
341265 PROPERTY APPRAISER INSURANCE	(758,690)	(745,818)		745,818
341270 SUPERVISOR OF ELECTIONS INSUR	(191,621)	(201,159)		201,159
341280 PORT AUTHORITY INSURANCE	(43,385)	(49,701)		49,701
341290 BOCC HEALTH PROGRAM	(50,025)	(141,600)		141,600
340 CHARGES FOR SERVICES Total	(17,796,924)	(19,607,904)		19,607,904
360 MISCELLANEOUS REVENUES				
369900 MISCELLANEOUS-OTHER	(2,000)	(50,000)		50,000
369935 REIMBURSEMENTS - REBATES	(296,817)	(200,000)		200,000
360 MISCELLANEOUS REVENUES Total	(298,817)	(250,000)		250,000
510 PERSONNEL SERVICES				
510120 REGULAR SALARIES AND WAGES	56,442	66,014	114,321	48,307
510150 SPECIAL PAY	75	150	150	-
510210 SOCIAL SECURITY MATCHING	3,815	5,050	8,745	3,695
510220 RETIREMENT CONTRIBUTIONS	5,490	7,656	11,803	4,147
510230 HEALTH AND LIFE INSURANCE	19,139	23,195	36,001	12,806
510240 WORKERS COMPENSATION	95	106	308	202
510 PERSONNEL SERVICES Total	85,056	102,170	171,328	69,158
530 OPERATING EXPENDITURES				
530310 PROFESSIONAL SERVICES	88,000	135,400	85,400	(50,000)
530340 OTHER SERVICES	764,854	842,949	829,117	(13,832)
530400 TRAVEL AND PER DIEM		50	50	-
530440 RENTAL AND LEASES			404	404
530450 INSURANCE	498,191	801,053	891,354	90,301
530451 BOCC INSURANCE CLAIMS	12,277,997	13,865,012	13,932,706	67,694
530452 OTHER ENTITY INSURANCE CLAIMS	3,127,630	3,616,937	3,616,937	-
530490 OTHER CHARGES/OBLIGATIONS	175,132	123,740	132,452	8,712
530510 OFFICE SUPPLIES		50	50	-
530520 OPERATING SUPPLIES	4,457	50	50	-
530521 EQUIPMENT \$1000-\$4999	6,790			-
530550 TRAINING		400	400	-
530 OPERATING EXPENDITURES Total	16,943,050	19,385,641	19,488,920	103,279
540 INTERNAL SERVICE CHARGES				
540101 INTERNAL CHARGES			2,275	2,275
540102 ADMIN FEE	220,000	562,882	182,367	(380,515)
540202 INTERNAL SER FEES-LEASED EQUIP		404	404	-
540101 INTERNAL CHARGES	801	2,986		(2,986)
540 INTERNAL SERVICE CHARGES Total	220,801	566,272	185,046	(381,227)
590 INTERFUND TRANSFERS OUT				
590910 *TRANSFER TO OTHER FUNDS		32,400		(32,400)
590 INTERFUND TRANSFERS OUT Total		32,400		(32,400)
01 BENEFITS Total	(846,834)	228,580	19,845,294	19,616,714

**SEMINOLE COUNTY GOVERNMENT
FY 2016/17 ADOPTED BUDGET DOCUMENT**

01 ADMINISTRATION DEPT

Board of County Commissioners

Program Message

Board of County Commissioners - A five member Board elected by the voters to represent the County's five districts. The Board is the legislative Branch of County government and is charged with governing the jurisdiction of Seminole County per applicable Florida Statutes. The Board takes official action through creation of policies, ordinances and resolutions at advertised public hearings and public meetings, and conducts worksessions as needed to discuss matters of general importance to the County.

The Board of County Commissioners provide the following services:

- Set policies for the operation of County government in order to provide services to the public which are cost effective, efficient in delivery, and add value to the community.
- Communicate with the Public to ensure that County policies reflect the interests of the citizens.
- Provide information to the public to keep them informed of Seminole County's policies, services and direction.
- Participate in community organizations so that policy decisions are made with as much information as possible.

01 ADMINISTRATION DEPARTMENT

PROGRAM - ACCOUNT	FY 2014/15 ACTUALS	FY 2015/16 ADOPTED BUDGET	FY 2016/17 ADOPTED BUDGET	BUDGET VARIANCE
01 BOARD OF COUNTY COMMISSIONERS				
510 PERSONNEL SERVICES				
510110 EXECUTIVE SALARIES	403,141	405,616	401,596	(4,020)
510120 REGULAR SALARIES AND WAGES	301,397	300,251	258,040	(42,211)
510150 SPECIAL PAY	600	600		(600)
510210 SOCIAL SECURITY MATCHING	52,239	53,999	52,686	(1,313)
510220 RETIREMENT CONTRIBUTIONS	187,449	221,365	195,940	(25,425)
510230 HEALTH AND LIFE INSURANCE	97,611	103,496	104,117	621
510240 WORKERS COMPENSATION	780	1,129	1,859	730
510 PERSONNEL SERVICES Total	1,043,215	1,086,456	1,014,238	(72,218)
530 OPERATING EXPENDITURES				
530400 TRAVEL AND PER DIEM	4,885	9,500	9,500	-
530470 PRINTING AND BINDING		125	125	-
530490 OTHER CHARGES/OBLIGATIONS		425	425	-
530510 OFFICE SUPPLIES	1,420	1,500	1,500	-
530520 OPERATING SUPPLIES	73	500	500	-
530540 BOOKS, DUES PUBLICATIONS	10,532	10,000	10,000	-
530 OPERATING EXPENDITURES Total	16,910	22,050	22,050	-
540 INTERNAL SERVICE CHARGES				
540101 INTERNAL CHARGES			28,283	28,283
540102 ADMIN FEE		42,739	48,056	5,317
540202 INTERNAL SER FEES-LEASED EQUIP		3,576	3,576	-
540101 INTERNAL CHARGES	65,427	36,126		(36,126)
540 INTERNAL SERVICE CHARGES Total	65,427	82,441	79,915	(2,526)
550 COST ALLOCATION (CONTRA)				
550102 CONTRA ACCT-ADMIN FEES	(617,432)	(949,735)	(1,031,622)	(81,887)
550 COST ALLOCATION (CONTRA) Total	(617,432)	(949,735)	(1,031,622)	(81,887)
01 BOARD OF COUNTY COMMISSIONERS Total	508,120	241,212	84,581	(156,631)

**SEMINOLE COUNTY GOVERNMENT
FY 2016/17 ADOPTED BUDGET DOCUMENT**

01 ADMINISTRATION DEPT

County Attorney

Program Message

The County Attorney's Office provides quality legal services in a timely manner to the Board of County Commissioners, the County Manager's Office, Departments, boards and in limited areas, upon request of elected Constitutional Officers.

The County Attorney's Office provides the following services:

- Drafting of legal opinions, ordinances, resolutions, contracts and other legal documents.
- Carry out ethics, public records and sunshine training for employees and new employee orientation.
- Carry out and/or monitor all litigation to which the County is a party, while attempting to resolve all disputes through settlement negotiations and mediations.
- Participate in a direct or support capacity to accomplish County and departmental projects in accordance with priorities established by the Board of County Commissioners and the County Manager's Office.

01 ADMINISTRATION DEPARTMENT

PROGRAM - ACCOUNT	FY 2014/15 ACTUALS	FY 2015/16 ADOPTED BUDGET	FY 2016/17 ADOPTED BUDGET	BUDGET VARIANCE
01 COUNTY ATTORNEY				
510 PERSONNEL SERVICES				
510120 REGULAR SALARIES AND WAGES	1,063,357	1,205,054	1,124,164	(80,890)
510210 SOCIAL SECURITY MATCHING	72,212	92,187	89,788	(2,399)
510220 RETIREMENT CONTRIBUTIONS	124,411	135,435	139,157	3,722
510230 HEALTH AND LIFE INSURANCE	136,231	159,698	166,568	6,870
510240 WORKERS COMPENSATION	1,021	1,497	2,489	992
510 PERSONNEL SERVICES Total	1,397,232	1,593,870	1,522,166	(71,704)
530 OPERATING EXPENDITURES				
530310 PROFESSIONAL SERVICES	13,013	40,125	40,125	-
530330 COURT REPORTER SERVICES	124	3,000	3,000	-
530400 TRAVEL AND PER DIEM	105	2,200	2,200	-
530401 TRAVEL - TRAINING RELATED	695	4,000	4,000	-
530420 TRANSPORTATION	68	200	200	-
530460 REPAIRS AND MAINTENANCE		500	500	-
530470 PRINTING AND BINDING	3,022	7,200	7,200	-
530490 OTHER CHARGES/OBLIGATIONS		200	200	-
530510 OFFICE SUPPLIES	1,858	3,500	11,000	7,500
530520 OPERATING SUPPLIES		500	500	-
530540 BOOKS, DUES PUBLICATIONS	38,567	45,400	47,262	1,862
530550 TRAINING	667	6,600	6,600	-
530 OPERATING EXPENDITURES Total	58,118	113,425	122,787	9,362
540 INTERNAL SERVICE CHARGES				
540101 INTERNAL CHARGES			41,212	41,212
540102 ADMIN FEE		63,341	63,828	487
540202 INTERNAL SER FEES-LEASED EQUIP		6,806	6,806	-
540101 INTERNAL CHARGES	34,971	60,383		(60,383)
540 INTERNAL SERVICE CHARGES Total	34,971	130,530	111,846	(18,684)
550 COST ALLOCATION (CONTRA)				
550102 CONTRA ACCT-ADMIN FEES	(809,108)	(1,464,075)	(1,688,108)	(224,033)
550 COST ALLOCATION (CONTRA) Total	(809,108)	(1,464,075)	(1,688,108)	(224,033)
01 COUNTY ATTORNEY Total	681,213	373,750	68,691	(305,060)

**SEMINOLE COUNTY GOVERNMENT
FY 2016/17 ADOPTED BUDGET DOCUMENT**

01 ADMINISTRATION DEPT

County Manager

Program Message

The County Manager's Office purpose is to provide leadership, encourage and stimulate excellence throughout the organization to ensure the efficient and effective delivery of public services to Seminole County residents in accordance with the overall policy of the Board of County Commissioners.

The County Managers Office provides the following services:

- Ensure the delivery of quality and timely services to Seminole County residents in accordance with the overall policy of the Board of County Commissioners.
- Cultivate, throughout the organization, a continuous improvement mindset and a customer service attitude that strives to anticipate, meet and exceed customer expectations.
- Facilitate communication across the organization.
- Provide information to the public regarding County services.
- Establish a partnership with the private sector in facilitating economic development and job creation in Seminole County.
- Ensure long-term fiscal sustainability

01 ADMINISTRATION DEPARTMENT

PROGRAM - ACCOUNT	FY 2014/15 ACTUALS	FY 2015/16 ADOPTED BUDGET	FY 2016/17 ADOPTED BUDGET	BUDGET VARIANCE
01 COUNTY MANAGER				
380 OTHER SOURCES				
388110 SALE OF CAPITAL ASSETS	(300,000)			-
380 OTHER SOURCES Total	(300,000)			-
510 PERSONNEL SERVICES				
510120 REGULAR SALARIES AND WAGES	545,248	551,190	622,480	71,290
510150 SPECIAL PAY	11,220	7,200	10,980	3,780
510210 SOCIAL SECURITY MATCHING	36,132	42,166	49,718	7,552
510220 RETIREMENT CONTRIBUTIONS	94,628	101,780	118,159	16,379
510230 HEALTH AND LIFE INSURANCE	62,949	64,528	68,597	4,069
510240 WORKERS COMPENSATION	506	882	1,755	873
510 PERSONNEL SERVICES Total	750,683	767,746	871,689	103,943
530 OPERATING EXPENDITURES				
530310 PROFESSIONAL SERVICES	5,300	-		-
530340 OTHER SERVICES		140,000	140,000	-
530400 TRAVEL AND PER DIEM	393	2,250	2,250	-
530470 PRINTING AND BINDING	21			-
530490 OTHER CHARGES/OBLIGATIONS	477	2,500	2,500	-
530510 OFFICE SUPPLIES	200	1,250	1,250	-
530520 OPERATING SUPPLIES	119	750	750	-
530540 BOOKS, DUES PUBLICATIONS	49,033	66,253	66,253	-
530 OPERATING EXPENDITURES Total	55,544	213,003	213,003	-
540 INTERNAL SERVICE CHARGES				
540101 INTERNAL CHARGES			59,255	59,255
540102 ADMIN FEE		38,224	32,748	(5,476)
540202 INTERNAL SER FEES-LEASED EQUIP		3,980	3,980	-
540101 INTERNAL CHARGES	29,449	46,789		(46,789)
540 INTERNAL SERVICE CHARGES Total	29,449	88,993	95,982	6,990
550 COST ALLOCATION (CONTRA)				
550102 CONTRA ACCT-ADMIN FEES	(468,026)	(841,944)	(1,031,622)	(189,678)
550 COST ALLOCATION (CONTRA) Total	(468,026)	(841,944)	(1,031,622)	(189,678)
560 CAPITAL OUTLAY				
560610 LAND	32,618	-		-
560 CAPITAL OUTLAY Total	32,618	-		-
01 COUNTY MANAGER Total	100,268	227,798	149,052	(78,746)

**SEMINOLE COUNTY GOVERNMENT
FY 2016/17 ADOPTED BUDGET DOCUMENT**

01 ADMINISTRATION DEPT

E-911 Administration / Addressing

Program Message

The 911 Administration encompasses 911 GIS mapping support, 911 operator training, administration of 911 services and equipment in support of all 911 centers in Seminole County; these centers include Seminole County Sheriff, Seminole County Fire/EMS Communications, Lake Mary P.D. Communications and Winter Springs P.D. Communications.

The Addressing Office maintains all addresses throughout Seminole County. This information is used for 911 emergency response purposes, building and planning, utilities, code enforcement, and mail. Addressing staff directly address for unincorporated Seminole County and the cities of Casselberry, Lake Mary, and Longwood. All other cities address in partnership with Seminole County Addressing. New development projects and building permits are reviewed for assigning addresses and ensuring the correct address is being used. From January 2016 to November 2016, staff edited 8050 addresses, received 1789 inquiries and assigned 1430 new addresses.

Goals: Create and update GIS layers and Master Street Address Guide (MSAG) for Next Generation 911 Compliance

Create new Street Centerline Schema and verify against National Emergency Number Association (NENA) standards

Develop, educate, train, and implement text to 9-1-1 services for Seminole County.

Complete cross reference and matching all GIS addresses for every jurisdiction with the emergency services address data.

Enhance and implement Inter-local addressing agreement between County and municipalities for addressing services.

Enhance County Addressing Ordinance to develop uniformed code for addressing throughout the County.

01 ADMINISTRATION DEPARTMENT

PROGRAM - ACCOUNT	FY 2014/15 ACTUALS	FY 2015/16 ADOPTED BUDGET	FY 2016/17 ADOPTED BUDGET	BUDGET VARIANCE
01 E-911				
330 INTERGOVERNMENTAL REVENUE				
335220 E911 WIRELESS		(1,300,000)		1,300,000
335225 E911 NON WIRELESS		(755,000)		755,000
330 INTERGOVERNMENTAL REVENUE Total		(2,055,000)		2,055,000
340 CHARGES FOR SERVICES				
341910 ADDRESSING FEES	(10,190)	(15,000)		15,000
340 CHARGES FOR SERVICES Total	(10,190)	(15,000)		15,000
510 PERSONNEL SERVICES				
510120 REGULAR SALARIES AND WAGES	301,402	322,087	350,388	28,301
510140 OVERTIME			1,515	1,515
510210 SOCIAL SECURITY MATCHING	21,845	24,640	27,329	2,689
510220 RETIREMENT CONTRIBUTIONS	21,597	23,384	38,604	15,220
510230 HEALTH AND LIFE INSURANCE	73,627	88,317	81,629	(6,688)
510240 WORKERS COMPENSATION	3,470	4,950	5,186	236
510 PERSONNEL SERVICES Total	421,942	463,378	504,651	41,273
530 OPERATING EXPENDITURES				
530310 PROFESSIONAL SERVICES			6,000	6,000
530401 TRAVEL - TRAINING RELATED	568	6,280	6,780	500
530410 COMMUNICATIONS	515,093	1,114,074	751,445	(362,629)
530460 REPAIRS AND MAINTENANCE	332,512	243,728	201,428	(42,300)
530490 OTHER CHARGES/OBLIGATIONS	6,050			-
530510 OFFICE SUPPLIES	3,990	1,145	1,145	-
530520 OPERATING SUPPLIES		1,300	1,800	500
530522 OPERATING SUPPLIES-TECHNOLOGY	16,346	16,057	18,004	1,947
530540 BOOKS, DUES PUBLICATIONS	411	1,080	1,080	-
530550 TRAINING	7,099	7,775	9,150	1,375
530 OPERATING EXPENDITURES Total	882,070	1,391,439	996,832	(394,607)
540 INTERNAL SERVICE CHARGES				
540101 INTERNAL CHARGES			9,301	9,301
540102 ADMIN FEE		7,319	14,738	7,419
540202 INTERNAL SER FEES-LEASED EQUIP		3,230	3,230	-
540101 INTERNAL CHARGES	12,120	94,181		(94,181)
540 INTERNAL SERVICE CHARGES Total	12,120	104,730	27,269	(77,461)
560 CAPITAL OUTLAY				
560650 CONSTRUCTION IN PROGRESS	549,699	-		-
560 CAPITAL OUTLAY Total	549,699	-		-
580 GRANTS & AIDS				
580811 AID TO GOVERNMENTAL AGENCIES	551,777	554,188	138,188	(416,000)
580 GRANTS & AIDS Total	551,777	554,188	138,188	(416,000)
596 TRANSFERS TO CONSTITUTIONALS				
590963 SHERIFF'S-PERSONNEL SERVICES			425,000	425,000
596 TRANSFERS TO CONSTITUTIONALS Total			425,000	425,000
01 E-911 Total	2,407,417	443,735	2,091,940	1,648,205

**SEMINOLE COUNTY GOVERNMENT
FY 2016/17 ADOPTED BUDGET DOCUMENT**

01 ADMINISTRATION DEPT

Economic Development & Community Relations

Program Message

Economic Development: Economic Development is committed to Seminole County's economic growth and works directly with businesses while utilizing strategic partnerships to strengthen Seminole County's economy and create new employment opportunities. The Economic Development team is responsible for developing and managing an effective business attraction, retention, and expansion program, developing a marketing and communication strategy to promote Seminole County, and actively support local and regional economic development efforts. Key relationships include: Seminole State College Small Business Development Center, the Orlando Economic Development Commission, the Hispanic Business Initiative Fund, the Seminole Regional Chamber of Commerce, and the University of Central Florida Business Incubation Program.

Community Information: Community Information manages external communication efforts for Seminole County Government with the primary goal of effective outreach to County residents.

Community Information is responsible for ensuring Seminole County has an informed citizenry by providing an unimpeded flow of factual, unbiased information related to the County, local governmental agencies and government partners. Community information manages relationships with members of the media and coordinates the fulfillment of their requests. Additionally, Community Information oversees external communication efforts including: social media efforts, County website, You Tube, newsletters, the County Manager's annual report, and the State of the County address.

SGTV airs Board of County Commission meetings and produces original programming videos in partnership with County departments. Graphics provides professional design, artwork and photography services for internal and external County communication materials.

Tourism: Orlando North Seminole County Tourism is the destination tourism marketing organization for Seminole County, providing marketing, education and awareness opportunities with the goal of growing the visitation market to Seminole County. Orlando North Seminole County Tourism supports the increase of tourist development tax collections and ultimately the economic impact created by visitors to Seminole County.

Orlando North Seminole County Tourism creates and manages efforts that connect local business partners (attractions, hotels, restaurants) with the purpose of supporting their efforts to increase visitation. Additionally, with the opening of the Seminole County Sports Complex in May, 2016, Orlando North Seminole County Sports Tourism is responsible for marketing Seminole County as a premiere sports destination for baseball and softball tournaments, as well as the promotion of soccer and tennis tournaments at other County facilities.

01 ADMINISTRATION DEPARTMENT

PROGRAM - ACCOUNT	FY 2014/15 ACTUALS	FY 2015/16 ADOPTED BUDGET	FY 2016/17 ADOPTED BUDGET	BUDGET VARIANCE
01 ECONOMIC DEV & COMMUNITY RELATIONS				
510 PERSONNEL SERVICES				
510120 REGULAR SALARIES AND WAGES	584,751	763,321	772,202	8,881
510150 SPECIAL PAY	109		2,310	2,310
510210 SOCIAL SECURITY MATCHING	43,007	58,394	60,287	1,893
510220 RETIREMENT CONTRIBUTIONS	43,309	51,386	68,564	17,178
510230 HEALTH AND LIFE INSURANCE	115,125	143,858	157,104	13,246
510240 WORKERS COMPENSATION	896	1,310	3,646	2,336
510 PERSONNEL SERVICES Total	787,197	1,018,270	1,064,113	45,843
530 OPERATING EXPENDITURES				
530310 PROFESSIONAL SERVICES	753,414	921,490	933,490	12,000
530340 OTHER SERVICES	799,560	1,078,791	1,076,294	(2,497)
530400 TRAVEL AND PER DIEM	8,942	17,990	16,790	(1,200)
530401 TRAVEL - TRAINING RELATED		2,000	4,000	2,000
530402 TRAVEL - TRAINING NON-EMPLOYEE		-	20,000	20,000
530420 TRANSPORTATION	1,054	400	400	-
530430 UTILITIES - ELECTRICITY	1,592	1,500	1,600	100
530440 RENTAL AND LEASES	61,892	63,823	98,748	34,925
530460 REPAIRS AND MAINTENANCE	6,701	10,000	13,500	3,500
530470 PRINTING AND BINDING	24,430	40,500	40,500	-
530480 PROMOTIONAL ACTIVITIES	204,875	360,015	510,500	150,485
530490 OTHER CHARGES/OBLIGATIONS	73			-
530510 OFFICE SUPPLIES	2,133	2,925	2,925	-
530520 OPERATING SUPPLIES	11,656	14,614	17,250	2,636
530521 EQUIPMENT \$1000-\$4999	14,905	-	4,800	4,800
530522 OPERATING SUPPLIES-TECHNOLOGY	6,729	7,600	7,600	-
530540 BOOKS, DUES PUBLICATIONS	24,909	23,418	22,095	(1,323)
530550 TRAINING	1,635	3,000	3,000	-
530 OPERATING EXPENDITURES Total	1,924,499	2,548,066	2,773,492	225,426
540 INTERNAL SERVICE CHARGES				
540101 INTERNAL CHARGES			105,455	105,455
540102 ADMIN FEE	68,604	81,244	70,614	(10,630)
540201 INSURANCE	230	2,043	2,043	-
540202 INTERNAL SER FEES-LEASED EQUIP		7,152	7,152	-
540101 INTERNAL CHARGES	55,610	81,897		(81,897)
540 INTERNAL SERVICE CHARGES Total	124,444	172,336	185,264	12,928
550 COST ALLOCATION (CONTRA)				
550102 CONTRA ACCT-ADMIN FEES	(291,153)	(460,209)	(539,257)	(79,048)
550 COST ALLOCATION (CONTRA) Total	(291,153)	(460,209)	(539,257)	(79,048)
560 CAPITAL OUTLAY				
560640 EQUIPMENT	67,369			-
560642 EQUIPMENT >\$4999		-	17,000	17,000
560 CAPITAL OUTLAY Total	67,369	-	17,000	17,000

01 ADMINISTRATION DEPARTMENT

PROGRAM - ACCOUNT	FY 2014/15 ACTUALS	FY 2015/16 ADOPTED BUDGET	FY 2016/17 ADOPTED BUDGET	BUDGET VARIANCE
580 GRANTS & AIDS				
580811 AID TO GOVERNMENTAL AGENCIES		250,000	250,000	-
580821 AID TO PRIVATE ORGANIZATIONS	546,000	635,900	1,149,763	513,863
580 GRANTS & AIDS Total	546,000	885,900	1,399,763	513,863
01 ECONOMIC DEV & COMMUNITY RELATIONS Total	3,158,358	4,164,363	4,900,375	736,012

**SEMINOLE COUNTY GOVERNMENT
FY 2016/17 ADOPTED BUDGET DOCUMENT**

01 ADMINISTRATION DEPT

Emergency Management

Program Message

The Office of Emergency Management is responsible for performing technical work in the development, implementation, and management of countywide disaster response, recovery, mitigation, risk reduction, prevention, and preparedness. The emergency management team prepares, manages and coordinates the Emergency Operations Center during times of emergency.

The Office of Emergency Management provides countywide planning, training and exercise programs in order to be prepared for natural, technological, and/or man-made emergencies. The Office of Emergency Management develops a Strategic Plan each year with a list of goals, objectives and actionable items. The goals and objectives encompass all phases of emergency management including: preparedness, prevention, response, recovery, and mitigation.

Goals: Enhance capabilities necessary to protect the community from all identified hazards.

Strengthen resources to anticipate, prevent, or disrupt human-caused hazards.

Increase response capabilities necessary to improve life safety, property protection, and environmental preservation.

Implement initiatives to engage the whole community in order to more effectively recover from disasters.

Build a more resilient community through innovative mitigation strategies.

01 ADMINISTRATION DEPARTMENT

PROGRAM - ACCOUNT	FY 2014/15 ACTUALS	FY 2015/16 ADOPTED BUDGET	FY 2016/17 ADOPTED BUDGET	BUDGET VARIANCE
01 EMERGENCY MANAGEMENT				
330 INTERGOVERNMENTAL REVENUE				
331230 EMPG GRANT	(87,892)	-	(31,885)	(31,885)
334220 PUBLIC SAFETY GRANT	(116,891)	(26,486)		26,486
330 INTERGOVERNMENTAL REVENUE Total	(204,783)	(26,486)	(31,885)	(5,399)
340 CHARGES FOR SERVICES				
342430 EMERGENCY MGMT		(5,000)		5,000
340 CHARGES FOR SERVICES Total		(5,000)		5,000
510 PERSONNEL SERVICES				
510120 REGULAR SALARIES AND WAGES	195,800	197,723	254,940	57,217
510125 PART-TIME PERSONNEL		18,487	27,620	9,133
510130 OTHER PERSONAL SERVICES	29,613	-		-
510140 OVERTIME	529		3,535	3,535
510210 SOCIAL SECURITY MATCHING	16,880	16,540	22,746	6,206
510220 RETIREMENT CONTRIBUTIONS	18,149	17,643	40,708	23,065
510230 HEALTH AND LIFE INSURANCE	36,625	38,037	36,348	(1,689)
510240 WORKERS COMPENSATION	2,202	3,278	5,464	2,186
510 PERSONNEL SERVICES Total	299,799	291,708	391,361	99,653
530 OPERATING EXPENDITURES				
530340 OTHER SERVICES	8,500	-		-
530400 TRAVEL AND PER DIEM	396	-		-
530401 TRAVEL - TRAINING RELATED	2,229	-		-
530410 COMMUNICATIONS	19,488	5,500	6,000	500
530460 REPAIRS AND MAINTENANCE	22,160	-		-
530470 PRINTING AND BINDING	4,823	-		-
530480 PROMOTIONAL ACTIVITIES	14,212	-		-
530490 OTHER CHARGES/OBLIGATIONS	184			-
530499 CHARGES/OBLIGATIONS-CONTINGENC	-	6,499		(6,499)
530510 OFFICE SUPPLIES	4,672	-		-
530520 OPERATING SUPPLIES	90,457	60,410	13,000	(47,410)
530522 OPERATING SUPPLIES-TECHNOLOGY	4,784	-		-
530540 BOOKS, DUES PUBLICATIONS	1,705	-		-
530550 TRAINING	10,110	-	10,000	10,000
530 OPERATING EXPENDITURES Total	183,719	72,409	29,000	(43,409)
540 INTERNAL SERVICE CHARGES				
540101 INTERNAL CHARGES			323,497	323,497
540102 ADMIN FEE		14,027	99,134	85,107
540201 INSURANCE	7,406	6,020	6,020	-
540202 INTERNAL SER FEES-LEASED EQUIP		29,993	29,993	-
540101 INTERNAL CHARGES	185,098	255,975		(255,975)
540 INTERNAL SERVICE CHARGES Total	192,504	306,014	458,644	152,629
560 CAPITAL OUTLAY				
560650 CONSTRUCTION IN PROGRESS			180,000	180,000
560 CAPITAL OUTLAY Total			180,000	180,000

01 ADMINISTRATION DEPARTMENT

PROGRAM - ACCOUNT	FY 2014/15 ACTUALS	FY 2015/16 ADOPTED BUDGET	FY 2016/17 ADOPTED BUDGET	BUDGET VARIANCE
580 GRANTS & AIDS				
580811 AID TO GOVERNMENTAL AGENCIES	4,411	-		-
580 GRANTS & AIDS Total	4,411	-		-
01 EMERGENCY MANAGEMENT Total	475,649	638,645	1,027,120	388,474

**SEMINOLE COUNTY GOVERNMENT
FY 2016/17 ADOPTED BUDGET DOCUMENT**

01 ADMINISTRATION DEPT

Human Resources

Program Message

The Human Resources Division provides centralized support to Seminole County Government through:

- Cultivating a proficient and high performing workforce based on competencies and values needed to accomplish SCG vision.
- Promoting the health and well-being of employees
- Increasing responsibility for positive behavior and performance both individually and collectively
- Adhering to the values of ethical conduct, innovation, responsibility, leadership, professionalism, respect, customer service and teamwork, to meet the needs of the County. We strive for Seminole County Government to be the employer of choice in the Central Florida.

SERVICES

- Strategic Alignment
- Workforce Planning and Deployment
- Results Oriented Performance Culture
- Human Capital Service Management

01 ADMINISTRATION DEPARTMENT

PROGRAM - ACCOUNT	FY 2014/15 ACTUALS	FY 2015/16 ADOPTED BUDGET	FY 2016/17 ADOPTED BUDGET	BUDGET VARIANCE
01 HUMAN RESOURCES				
510 PERSONNEL SERVICES				
510120 REGULAR SALARIES AND WAGES	361,002	469,847	465,300	(4,547)
510125 PART-TIME PERSONNEL			11,464	11,464
510130 OTHER PERSONAL SERVICES	210			-
510150 SPECIAL PAY	225	450	450	-
510210 SOCIAL SECURITY MATCHING	26,540	35,943	38,079	2,136
510220 RETIREMENT CONTRIBUTIONS	28,881	41,967	47,051	5,084
510230 HEALTH AND LIFE INSURANCE	64,731	102,327	106,567	4,240
510240 WORKERS COMPENSATION	615	752	1,344	592
510 PERSONNEL SERVICES Total	482,204	651,286	670,255	18,969
530 OPERATING EXPENDITURES				
530310 PROFESSIONAL SERVICES	50,910	42,010	42,010	-
530340 OTHER SERVICES	48,329	48,000	48,000	-
530400 TRAVEL AND PER DIEM	29	1,650	1,650	-
530401 TRAVEL - TRAINING RELATED		1,400	1,400	-
530460 REPAIRS AND MAINTENANCE	4,980	7,220	7,220	-
530490 OTHER CHARGES/OBLIGATIONS	22,593	30,800	30,800	-
530510 OFFICE SUPPLIES	2,485	2,750	2,750	-
530520 OPERATING SUPPLIES	4,121	4,000	4,000	-
530522 OPERATING SUPPLIES-TECHNOLOGY	20,116	23,000	23,000	-
530540 BOOKS, DUES PUBLICATIONS	604	1,500	1,750	250
530550 TRAINING	5,637	7,900	17,500	9,600
530 OPERATING EXPENDITURES Total	159,805	170,230	180,080	9,850
540 INTERNAL SERVICE CHARGES				
540101 INTERNAL CHARGES			10,059	10,059
540102 ADMIN FEE		30,923	42,376	11,453
540202 INTERNAL SER FEES-LEASED EQUIP		5,191	5,191	-
540101 INTERNAL CHARGES	15,844	46,479		(46,479)
540 INTERNAL SERVICE CHARGES Total	15,844	82,593	57,626	(24,967)
550 COST ALLOCATION (CONTRA)				
550102 CONTRA ACCT-ADMIN FEES	(325,482)	(613,387)	(844,054)	(230,667)
550 COST ALLOCATION (CONTRA) Total	(325,482)	(613,387)	(844,054)	(230,667)
01 HUMAN RESOURCES Total	332,370	290,722	63,907	(226,815)

**SEMINOLE COUNTY GOVERNMENT
FY 2016/17 ADOPTED BUDGET DOCUMENT**

01 ADMINISTRATION DEPT

Office of Organizational Excellence

Program Message

The goal of the Office of Organizational Excellence (OOE) Division is to partner with teams and individuals to co-create a high performance organization. This goal is accomplished via improved organizational processes and employee development. The OOE supports the Seminole County Government draft organizational goals:

- “Ensure transparency and accountability of Seminole County Government through clear cost, performance, and business value metrics.”
- “Create long-term fiscal sustainability by investing in people, assets and technology resources.” (Seminole County Government, 2014)

The OOE improves organizational effectiveness and employee development through four service offerings, each of which contain supporting business functions, processes, activities and associated measures for success.

Services

1. Strategic Alignment: This is an organizational consulting service that assists teams, including OOE, in formally considering the environment in which the organization operates and coordinating resources to achieve goals. Associated business functions include strategic and tactical development/deployment as well as collaboration and communication across the organization. Outcomes include an organizational strategic management plan that ties services to the budget as well as individuals/teams to performance requirements.

2. Work Force Leadership and Knowledge Management: This enterprise wide service optimizes employee capability, adaptability and improvement. Contributing business functions include leadership planning/implementation, organizational assessments, continuous learning/improvement and change management. Outcomes include a shared understanding of organizational resource requirements, individual employee capabilities and training solutions that result in continuous improvement.

3. Organization Service Design: This service defines and connects processes, projects and programs to the overall organizational portfolio in ways that optimize organizational performance. Major business functions that contribute to this service include service portfolio management and optimization. Outcomes include an organizational dashboard and knowledge repository that results in improved project and organizational outcomes.

**SEMINOLE COUNTY GOVERNMENT
FY 2016/17 ADOPTED BUDGET DOCUMENT**

01 ADMINISTRATION DEPT

Office of Organizational Excellence (CONT.)

Program Message

4. Results Oriented Performance Culture: This service facilitates the design, implementation and management of processes that optimize business processes and projects, including performance management to continuously improve outcomes. Associated business functions include process optimization/development, organizational measurement/analytics and project management. Outcomes include improved project and process performance across the organization.

01 ADMINISTRATION DEPARTMENT

PROGRAM - ACCOUNT	FY 2014/15 ACTUALS	FY 2015/16 ADOPTED BUDGET	FY 2016/17 ADOPTED BUDGET	BUDGET VARIANCE
01 OFFICE OF ORGANIZATIONAL EXCELLENCE				
510 PERSONNEL SERVICES				
510120 REGULAR SALARIES AND WAGES	154,606	182,738	102,106	(80,632)
510150 SPECIAL PAY	2,350	600	3,300	2,700
510210 SOCIAL SECURITY MATCHING	11,516	13,979	8,155	(5,824)
510220 RETIREMENT CONTRIBUTIONS	13,704	27,579	8,017	(19,562)
510230 HEALTH AND LIFE INSURANCE	21,655	17,368	8,688	(8,680)
510240 WORKERS COMPENSATION	201	292	288	(4)
510 PERSONNEL SERVICES Total	204,033	242,556	130,554	(112,002)
530 OPERATING EXPENDITURES				
530400 TRAVEL AND PER DIEM		250	250	-
530510 OFFICE SUPPLIES			200	200
530520 OPERATING SUPPLIES			540	540
530540 BOOKS, DUES PUBLICATIONS	451	670	670	-
530550 TRAINING			1,200	1,200
530 OPERATING EXPENDITURES Total	451	920	2,860	1,940
540 INTERNAL SERVICE CHARGES				
540101 INTERNAL CHARGES			2,478	2,478
540102 ADMIN FEE		10,031	4,158	(5,873)
540202 INTERNAL SER FEES-LEASED EQUIP		5,999	5,999	-
540101 INTERNAL CHARGES	10,152	43,434		(43,434)
540 INTERNAL SERVICE CHARGES Total	10,152	59,463	12,635	(46,829)
550 COST ALLOCATION (CONTRA)				
550102 CONTRA ACCT-ADMIN FEES	(229,997)	(243,972)	(117,230)	126,742
550 COST ALLOCATION (CONTRA) Total	(229,997)	(243,972)	(117,230)	126,742
01 OFFICE OF ORGANIZATIONAL EXCELLENCE Total	(15,362)	58,967	28,819	(30,149)

**SEMINOLE COUNTY GOVERNMENT
FY 2016/17 ADOPTED BUDGET DOCUMENT**

01 ADMINISTRATION DEPT

Telecommunications

Program Message

Radio System and Tower:

The program services the following; programming, template development, installation, repair, preventive maintenance, modification and integration of two way radio communication to include the tower infrastructure for first responders and County operations personnel of Seminole County Government to include but not limited to are City of Altamonte Springs, Casselberry, Lake Mary, Longwood, Oviedo, Sanford and Winter Springs. Services are also provided to Sanford Airport Authority, Central Florida Regional Hospital, South Seminole Community Hospital, Florida Hospital Altamonte, Seminole County School Board Authority, Seminole State College, Florida Highway Patrol, local news agencies, and Federal agencies (U.S. Marshalls, U.S. Drug Enforcement Administration, U.S. Immigration and Customs Enforcement, and U.S. Customs and Border Protection). This team maintains and updates all surveillance camera systems for transmitter sites and server rooms. In addition, the team maintains cyber security access systems.

Telecommunication Infrastructure:

The telecommunications infrastructure team supports the wiring and connections throughout Seminole County to include fiber, wiring schemas, connections with outside agencies, and connections in all County buildings. Staff maintains cable television connectivity, audio/visual systems, judicial assisted listening systems, public building addressing systems, and fire station audio systems. The team oversees uninterrupted power supply systems for buildings and transmitter sites. Finally, the team monitors inventory for entire network to ensure supplies are available in the stockroom to ensure fiscal and budget compliance.

Goals: Enhance radio network to include radio encryption and realignment of channels.

Advance coverage of radio network in critical infrastructures and schools.

Safely and securely decommission old tower sites as completion of multi-year improvement project.

Improve radio identification scheme to support mutual-aid agencies and regional coordination.

01 ADMINISTRATION DEPARTMENT

PROGRAM - ACCOUNT	FY 2014/15 ACTUALS	FY 2015/16 ADOPTED BUDGET	FY 2016/17 ADOPTED BUDGET	BUDGET VARIANCE
01 TELECOMMUNICATIONS				
340 CHARGES FOR SERVICES				
343901 TOWER COMM FEES		(70,000)		70,000
343902 FIBER WAN FEES	(14,800)	(21,950)		21,950
340 CHARGES FOR SERVICES Total	(14,800)	(91,950)		91,950
350 JUDGEMENTS FINES & FORFEITS				
351700 INTERGOVT RADIO PROGRAM		(450,000)		450,000
350 JUDGEMENTS FINES & FORFEITS Total		(450,000)		450,000
360 MISCELLANEOUS REVENUES				
369940 REIMBURSEMENTS - RADIOS		(115,000)		115,000
360 MISCELLANEOUS REVENUES Total		(115,000)		115,000
510 PERSONNEL SERVICES				
510120 REGULAR SALARIES AND WAGES	502,689	506,715	512,266	5,551
510140 OVERTIME	13,692	20,095	20,095	-
510210 SOCIAL SECURITY MATCHING	37,286	40,301	42,452	2,151
510220 RETIREMENT CONTRIBUTIONS	39,821	38,246	41,679	3,433
510230 HEALTH AND LIFE INSURANCE	111,197	120,908	113,034	(7,874)
510240 WORKERS COMPENSATION	4,258	7,175	12,776	5,601
510 PERSONNEL SERVICES Total	708,944	733,441	742,302	8,861
530 OPERATING EXPENDITURES				
530310 PROFESSIONAL SERVICES	2,896			-
530400 TRAVEL AND PER DIEM	2,937		7,000	7,000
530401 TRAVEL - TRAINING RELATED	5,477	1,500	2,000	500
530410 COMMUNICATIONS	4,392	6,240	1,740	(4,500)
530420 TRANSPORTATION	651	2,000	2,000	-
530460 REPAIRS AND MAINTENANCE	1,014,931	1,454,277	1,638,465	184,188
530510 OFFICE SUPPLIES	1,314	750	750	-
530520 OPERATING SUPPLIES	50,936	41,000	42,000	1,000
530521 EQUIPMENT \$1000-\$4999	565,727			-
530522 OPERATING SUPPLIES-TECHNOLOGY	64,507			-
530540 BOOKS, DUES PUBLICATIONS	2,492	2,960	2,960	-
530550 TRAINING	2,055	5,000	5,000	-
530 OPERATING EXPENDITURES Total	1,718,317	1,513,727	1,701,915	188,188
540 INTERNAL SERVICE CHARGES				
540101 INTERNAL CHARGES			106,780	106,780
540102 ADMIN FEE		98,323	94,950	(3,373)
540201 INSURANCE	9,305	7,187	7,187	-
540202 INTERNAL SER FEES-LEASED EQUIP		7,960	7,960	-
540101 INTERNAL CHARGES	78,736	104,938		(104,938)
540 INTERNAL SERVICE CHARGES Total	88,041	218,407	216,877	(1,531)
550 COST ALLOCATION (CONTRA)				
550101 CONTRA ACCOUNT ADMIN FEES GF	(816,988)	(1,453,516)	(1,343,112)	110,404
550 COST ALLOCATION (CONTRA) Total	(816,988)	(1,453,516)	(1,343,112)	110,404

01 ADMINISTRATION DEPARTMENT

PROGRAM - ACCOUNT	FY 2014/15 ACTUALS	FY 2015/16 ADOPTED BUDGET	FY 2016/17 ADOPTED BUDGET	BUDGET VARIANCE
560 CAPITAL OUTLAY				
560620 BUILDINGS	-	100,000		(100,000)
560642 EQUIPMENT >\$4999	7,798			-
560646 CAPITAL SOFTWARE>\$4,999	134,729			-
560650 CONSTRUCTION IN PROGRESS	1,091,681	-	150,000	150,000
560 CAPITAL OUTLAY Total	1,234,208	100,000	150,000	50,000
01 TELECOMMUNICATIONS Total	2,917,722	455,109	1,467,982	1,012,872

**SEMINOLE COUNTY GOVERNMENT
FY 2016/17 ADOPTED BUDGET DOCUMENT**

02 CONSTITUTIONAL OFFICERS DEPT

**CLERK OF THE COURT
JAIL OPERATION AND MAINTENANCE
JUDICIAL SECURITY
LAW ENFORCEMENT
LAW ENFORCEMENT TRUST
P.A.Y. PROGRAM
POLICE EDUCATION
PROBATION
PROPERTY APPRAISER
SUPERVISOR OF ELECTIONS
TAX COLLECTOR
TEEN COURT**

**SEMINOLE COUNTY GOVERNMENT
FY 2016/17 ADOPTED BUDGET DOCUMENT**

02 CONSTITUTIONAL OFFICERS DEPT

Department Message

The County supports the following Constitutional Officers:

SHERIFF

The Sheriff's mission is to enhance the quality of life by reducing crime and the fear of crime throughout Seminole County.

CLERK OF THE COURT

The Clerk's mission is to maintain the records of the County and safeguard the public assets of the Seminole County citizens.

PROPERTY APPRAISER

The Seminole County Property Appraiser is responsible for identifying, locating, and fairly valuing all property, both real and personal, within the county for tax purposes.

TAX COLLECTOR

The Tax Collector's Office collects and remits to the County the tax revenue pertaining to real and personal tangible property in Seminole County, along with other various revenue sources.

SUPERVISOR OF ELECTIONS

The Supervisor of Elections carries out the election laws adopted by the State Legislature and provides Seminole County residents with important election information.

02 CONSTITUTIONAL OFFICERS DEPARTMENT

FUND - PROGRAM	FY 2014/15 ACTUALS	FY 2015/16 ADOPTED BUDGET	FY 2016/17 ADOPTED BUDGET	BUDGET VARIANCE
01 GENERAL FUNDS				
02 CLERK OF THE COURT	1,461,041	902,339	280,769	(621,570)
02 JAIL OPERATION AND MAINTENANCE	35,690,853	36,369,777	38,794,375	2,424,599
02 JUDICIAL SECURITY	5,018,400	4,770,000	4,995,312	225,312
02 LAW ENFORCEMENT	70,360,220	69,629,753	74,200,940	4,571,187
02 PROPERTY APPRAISER	4,768,610	4,939,049	5,025,342	86,293
02 SUPERVISOR OF ELECTIONS	2,875,691	3,226,579	2,918,139	(308,440)
02 TAX COLLECTOR	6,363,279	6,825,792	7,177,256	351,464
02 PROBATION	1,762,076	2,035,408	2,175,333	139,925
02 P.A.Y. PROGRAM	436,440	507,877	527,995	20,118
01 GENERAL FUNDS Total	128,736,610	129,206,574	136,095,461	6,888,887
02 TRANSPORTATION FUNDS				
02 PROPERTY APPRAISER	16,425	17,575	17,840	265
02 TAX COLLECTOR	6,921	8,000	8,360	360
02 TRANSPORTATION FUNDS Total	23,346	25,575	26,200	625
03 FIRE DISTRICT FUNDS				
02 PROPERTY APPRAISER	459,888	491,542	529,077	37,535
02 TAX COLLECTOR	193,371	222,000	231,990	9,990
03 FIRE DISTRICT FUNDS Total	653,260	713,542	761,067	47,525
04 SPECIAL REVENUE FUNDS				
02 LAW ENFORCEMENT TRUST	1,051,220			-
02 POLICE EDUCATION	190,487	200,000	200,000	-
02 P.A.Y. PROGRAM	45,860	119,885	148,169	28,284
02 TEEN COURT	192,672	154,353	160,883	6,530
04 SPECIAL REVENUE FUNDS Total	1,480,239	474,238	509,052	34,814
Grand Total	130,893,454	130,419,928	137,391,780	6,971,852

02 CONSTITUTIONAL OFFICERS

PROGRAM - ACCOUNT	FY 2014/15 ACTUALS	FY 2015/16 ADOPTED BUDGET	FY 2016/17 ADOPTED BUDGET	BUDGET VARIANCE
02 CLERK OF THE COURT				
530 OPERATING EXPENDITURES				
530490 OTHER CHARGES/OBLIGATIONS	15,392	17,000		(17,000)
530 OPERATING EXPENDITURES Total	15,392	17,000		(17,000)
540 INTERNAL SERVICE CHARGES				
540101 INTERNAL CHARGES			164,243	164,243
540102 ADMIN FEE		228	14,938	14,710
540201 INSURANCE	3,285	1,008	1,008	-
540101 INTERNAL CHARGES	157,096	209,768		(209,768)
540 INTERNAL SERVICE CHARGES Total	160,381	211,004	180,189	(30,815)
550 COST ALLOCATION (CONTRA)				
550102 CONTRA ACCT-ADMIN FEES	(1,655,231)	(2,147,965)	(2,635,319)	(487,354)
550 COST ALLOCATION (CONTRA) Total	(1,655,231)	(2,147,965)	(2,635,319)	(487,354)
596 TRANSFERS TO CONSTITUTIONALS				
590962 TRANSFER TO THE CLERK	2,940,500	2,822,300	2,735,899	(86,401)
596 TRANSFERS TO CONSTITUTIONALS Total	2,940,500	2,822,300	2,735,899	(86,401)
02 CLERK OF THE COURT Total	1,461,041	902,339	280,769	(621,570)

02 CONSTITUTIONAL OFFICERS

PROGRAM - ACCOUNT	FY 2014/15 ACTUALS	FY 2015/16 ADOPTED BUDGET	FY 2016/17 ADOPTED BUDGET	BUDGET VARIANCE
02 JAIL OPERATION AND MAINTENANCE				
530 OPERATING EXPENDITURES				
530430 UTILITIES - ELECTRICITY	554,408	975,000		(975,000)
530439 UTILITIES - OTHER	600,420	140,000		(140,000)
530460 REPAIRS AND MAINTENANCE	281,996	440,000	1,400,000	960,000
530520 OPERATING SUPPLIES	32,671			-
530521 EQUIPMENT \$1000-\$4999	1,452			-
530 OPERATING EXPENDITURES Total	1,470,946	1,555,000	1,400,000	(155,000)
540 INTERNAL SERVICE CHARGES				
540102 ADMIN FEE		62,734	744,032	681,299
540201 INSURANCE	211,158	203,043	203,043	-
540101 INTERNAL CHARGES	59			-
540 INTERNAL SERVICE CHARGES Total	211,217	265,777	947,075	681,299
560 CAPITAL OUTLAY				
560642 EQUIPMENT >\$4999	199,390	415,000	600,000	185,000
560650 CONSTRUCTION IN PROGRESS			369,300	369,300
560 CAPITAL OUTLAY Total	199,390	415,000	969,300	554,300
596 TRANSFERS TO CONSTITUTIONALS				
590963 SHERIFF'S-PERSONNEL SERVICES	33,809,300	34,134,000	35,478,000	1,344,000
596 TRANSFERS TO CONSTITUTIONALS Total	33,809,300	34,134,000	35,478,000	1,344,000
02 JAIL OPERATION AND MAINTENANCE Total	35,690,853	36,369,777	38,794,375	2,424,599

02 CONSTITUTIONAL OFFICERS

PROGRAM - ACCOUNT	FY 2014/15 ACTUALS	FY 2015/16 ADOPTED BUDGET	FY 2016/17 ADOPTED BUDGET	BUDGET VARIANCE
02 JUDICIAL SECURITY				
540 INTERNAL SERVICE CHARGES				
540102 ADMIN FEE			51,312	51,312
540 INTERNAL SERVICE CHARGES Total			51,312	51,312
596 TRANSFERS TO CONSTITUTIONALS				
590963 SHERIFF'S-PERSONNEL SERVICES	5,018,400	4,770,000	4,944,000	174,000
596 TRANSFERS TO CONSTITUTIONALS Total	5,018,400	4,770,000	4,944,000	174,000
02 JUDICIAL SECURITY Total	5,018,400	4,770,000	4,995,312	225,312

02 CONSTITUTIONAL OFFICERS

PROGRAM - ACCOUNT	FY 2014/15 ACTUALS	FY 2015/16 ADOPTED BUDGET	FY 2016/17 ADOPTED BUDGET	BUDGET VARIANCE
02 LAW ENFORCEMENT				
530 OPERATING EXPENDITURES				
530490 OTHER CHARGES/OBLIGATIONS	15,625			-
530 OPERATING EXPENDITURES Total	15,625			-
540 INTERNAL SERVICE CHARGES				
540101 INTERNAL CHARGES			1,106,408	1,106,408
540102 ADMIN FEE			529,296	529,296
540101 INTERNAL CHARGES	621,566	950,753		(950,753)
540 INTERNAL SERVICE CHARGES Total	621,566	950,753	1,635,704	684,951
596 TRANSFERS TO CONSTITUTIONALS				
590963 SHERIFF'S-PERSONNEL SERVICES	69,723,029	68,679,000	72,565,236	3,886,236
596 TRANSFERS TO CONSTITUTIONALS Total	69,723,029	68,679,000	72,565,236	3,886,236
02 LAW ENFORCEMENT Total	70,360,220	69,629,753	74,200,940	4,571,187

02 CONSTITUTIONAL OFFICERS

PROGRAM - ACCOUNT	FY 2014/15 ACTUALS	FY 2015/16 ADOPTED BUDGET	FY 2016/17 ADOPTED BUDGET	BUDGET VARIANCE
02 LAW ENFORCEMENT TRUST				
530 OPERATING EXPENDITURES				
530490 OTHER CHARGES/OBLIGATIONS	657,800			-
530520 OPERATING SUPPLIES	393,420			-
530 OPERATING EXPENDITURES Total	1,051,220			-
02 LAW ENFORCEMENT TRUST Total	1,051,220			-

02 CONSTITUTIONAL OFFICERS

PROGRAM - ACCOUNT	FY 2014/15 ACTUALS	FY 2015/16 ADOPTED BUDGET	FY 2016/17 ADOPTED BUDGET	BUDGET VARIANCE
02 POLICE EDUCATION				
530 OPERATING EXPENDITURES				
530400 TRAVEL AND PER DIEM	69,641			-
530550 TRAINING	120,846	200,000		(200,000)
530 OPERATING EXPENDITURES Total	190,487	200,000		(200,000)
596 TRANSFERS TO CONSTITUTIONALS				
590963 SHERIFF'S-PERSONNEL SERVICES			200,000	200,000
596 TRANSFERS TO CONSTITUTIONALS Total			200,000	200,000
02 POLICE EDUCATION Total	190,487	200,000	200,000	-

02 CONSTITUTIONAL OFFICERS

PROGRAM - ACCOUNT	FY 2014/15 ACTUALS	FY 2015/16 ADOPTED BUDGET	FY 2016/17 ADOPTED BUDGET	BUDGET VARIANCE
02 PROPERTY APPRAISER				
540 INTERNAL SERVICE CHARGES				
540101 INTERNAL CHARGES			44,287	44,287
540102 ADMIN FEE			48,762	48,762
540101 INTERNAL CHARGES	42,567	54,940		(54,940)
540 INTERNAL SERVICE CHARGES Total	42,567	54,940	93,049	38,109
596 TRANSFERS TO CONSTITUTIONALS				
590965 TRANSFER-PROPERTY APPRAISER	5,202,356	5,393,226	5,479,210	85,984
596 TRANSFERS TO CONSTITUTIONALS Total	5,202,356	5,393,226	5,479,210	85,984
02 PROPERTY APPRAISER Total	5,244,923	5,448,166	5,572,259	124,093

02 CONSTITUTIONAL OFFICERS

PROGRAM - ACCOUNT	FY 2014/15 ACTUALS	FY 2015/16 ADOPTED BUDGET	FY 2016/17 ADOPTED BUDGET	BUDGET VARIANCE
02 SUPERVISOR OF ELECTIONS				
540 INTERNAL SERVICE CHARGES				
540101 INTERNAL CHARGES			327,340	327,340
540102 ADMIN FEE		30	29,392	29,362
540201 INSURANCE		1,512	1,512	-
540101 INTERNAL CHARGES	296,261	401,155		(401,155)
540 INTERNAL SERVICE CHARGES Total	296,261	402,696	358,244	(44,452)
596 TRANSFERS TO CONSTITUTIONALS				
590966 TRANSFER- SOE	2,579,430	2,823,883	2,559,895	(263,988)
596 TRANSFERS TO CONSTITUTIONALS Total	2,579,430	2,823,883	2,559,895	(263,988)
02 SUPERVISOR OF ELECTIONS Total	2,875,691	3,226,579	2,918,139	(308,440)

02 CONSTITUTIONAL OFFICERS

PROGRAM - ACCOUNT	FY 2014/15 ACTUALS	FY 2015/16 ADOPTED BUDGET	FY 2016/17 ADOPTED BUDGET	BUDGET VARIANCE
02 TAX COLLECTOR				
540 INTERNAL SERVICE CHARGES				
540101 INTERNAL CHARGES			110,896	110,896
540102 ADMIN FEE		350	65,064	64,714
540201 INSURANCE	12,893	10,246	10,246	-
540101 INTERNAL CHARGES	103,788	125,197		(125,197)
540 INTERNAL SERVICE CHARGES Total	116,681	135,792	186,206	50,414
596 TRANSFERS TO CONSTITUTIONALS				
590964 TRANSFER-TAX COLLECTOR	6,446,890	6,920,000	7,231,400	311,400
596 TRANSFERS TO CONSTITUTIONALS Total	6,446,890	6,920,000	7,231,400	311,400
02 TAX COLLECTOR Total	6,563,571	7,055,792	7,417,606	361,814

**SEMINOLE COUNTY GOVERNMENT
FY 2016/17 ADOPTED BUDGET DOCUMENT**

03 COURT SUPPORT DEPT

**ARTICLE V COURT TECHNOLOGY
GUARDIAN AD LITEM
JUDICIAL
LAW LIBRARY
LEGAL AID**

**SEMINOLE COUNTY GOVERNMENT
FY 2016/17 ADOPTED BUDGET DOCUMENT**

03 COURT SUPPORT DEPT

Department Message

The Court is the primary institution that protects our democracy by upholding the law, ensuring individual rights and liberties, enforcing public order and providing for a peaceful resolution of disputes. The courts uphold the law by ensuring due process and the Courts are open to every person to ensure individual rights and liberties by providing a forum and process by which every person may protect their basic federal and state constitutional rights.

Florida Trial Courts impact every aspect of our society, including: juvenile and adult crime; drug and alcohol addiction; child, spousal, and elder abuse; divorce, paternity, adoption, child custody and support; Guardianship and probate; civil disputes; and traffic and administrative matters.

The County provides funding for the following court programs:

JUDICIAL

- As of July 1, 2004, pursuant to Senate Bill 2962 (Implementation of Revision 7 to Article V) a \$65 additional court cost was approved to be imposed on criminal traffic cases where the defendant was found guilty or pleaded guilty or nolo contendere. The Board adopted this fee by ordinance on June 8, 2004.
- Nearly 2.8 million new cases are filed each year in Florida's Trial Court and with the substantial population growth in Seminole County, the 18th Judicial Circuit caseload is growing each year.
- The Eighteenth Judicial Circuit consists of Seminole and Brevard Counties. Sixteen judges with support staff of fifty-one employees serve in Seminole County. Court Administration manages all administrative and case management duties.
- Since the implementation of Revision 7 to the Florida Constitution, Seminole County has continued to work closely with the judicial system. Seminole County will continue to fund facilities, security, existing criminal justice information systems, and communications as specified by the legislature as local requirements (F.S. 29.008).

**SEMINOLE COUNTY GOVERNMENT
FY 2016/17 ADOPTED BUDGET DOCUMENT**

03 COURT SUPPORT DEPT

Department Message (CONT.)

GUARDIAN AD LITEM

- The Seminole County Guardian Ad Litem Program began in 1980 as part of a pilot project to test the effectiveness of lay citizens as advocates for abused and neglected children. This program was created to implement sections 39.822, 914.17(1), and 61.401 of the Florida Statutes.
- The Legislature has found that the Guardian Ad Litem Program has been an indispensable intermediary between the child and the court and the child and the Department of Children and Families (DCF) for over 35 years.
- The mission of this division is to advocate for the best interest of children who are alleged to be abused, neglected or abandoned and who are involved in court proceedings. The program utilizes one County full-time position for training facilitation of volunteers to represent the best interest of children to the court, administrative support in the role as budget liason with the County, human resources support for the GAL office, and administrative support to the Director.
- A portion of the \$65 additional court cost fee is utilized to fund the County's cost of the Guardian Ad Litem Program.

LEGAL AID

- Seminole County Legal Aid renders free legal services to residents of Seminole county whose income does not exceed 125% of the federal poverty level. These residents are provided with free access to the legal system to empower them to become self-sufficient, improve their quality of life and to protect physically abused women, children and vulnerable senior citizens.
- Legal Aid has been providing these services to the indigent community since 1975. Services are provided with the assistance of staff attorneys, a support staff and a panel of volunteer attorneys, law students, college students and lay persons.
- Legal Aid helps poor families initiate and collect child support; establish guardianships for disabled adults and elderly persons; assist in obtaining protection orders for physically abused women and children; assist homeless with legal issues; assist residents with family law matters; assist seniors in consumer protection matters and provides legal education seminars to indigent persons and to not for profit organizations in our community.

**SEMINOLE COUNTY GOVERNMENT
FY 2016/17 ADOPTED BUDGET DOCUMENT**

03 COURT SUPPORT DEPT

Department Message (CONT.)

- As of July 2004, per Article V, Legal Aid became a local requirement and is funded through the General Fund as mandated in Florida Statute 29.008. Under Article V the budget for Legal Aid is supported by 25% of the \$65 additional court cost revenue receipts. The 2011 Legislature SB 2002 exempted the County from the 1.5% annual increase for fiscal year 2012.

- Goal: Ensure equal access to the justice system for economically disadvantaged and vulnerable residents of Seminole County.

Objectives: Provide approximately 1,000 low income clients with advice, counsel, referral and other legal services.
Increase client awareness of the legal rights, available resources and legal options in civil matters.
Improve family stability by establishing legally binding court orders.
Increase safety for domestic violence victims through court action and/or safety planning.
Render legal services to dependent children with special needs in foster system and other disabled children to secure appropriate benefits and placements.
Provide legal advice to Veterans in our monthly advice clinic at the public library.

LAW LIBRARY

- The Law Library provides legal reference materials and referral services for the judiciary, lawyers, courthouse personnel and to meet the legal needs of the community.

- The Law Library was established by the laws of Florida Chapter 59-1963 and through Revision 7 of Article V, and is supported by 25% of the \$65 additional court cost revenue receipts.

COURT SUPPORT TECHNOLOGY (ARTICLE V)

- Pursuant to Florida Statutes 29.008(1)(f)2 and (h) "Counties are required by s. 14, Art. V of the State Constitution to fund the cost of communications services, existing radio systems, existing multi-agency criminal justice information systems,...and security of facilities for the circuit and county courts, public defenders' offices, state attorneys' offices, guardian ad litem offices and the offices of the clerk of the circuit and county courts performing court-related functions."

- F.S. 28.24(12)(e)(1) provides for a \$2 recording fee to fund court related technology budgeted in this program.

**SEMINOLE COUNTY GOVERNMENT
FY 2016/17 ADOPTED BUDGET DOCUMENT**

03 COURT SUPPORT DEPT

Department Message (CONT.)

- A poor person not able to hire an attorney who was arrested and charged with a crime did not have a right under the Sixth Amendment to the United States Constitution to have a lawyer represent him until 1963 when the United States Supreme Court decided the Florida case of Gideon versus Wainwright. In the Gideon decision, Justice Hugo J. Black wrote, “From the very beginning, our state and national constitutions and laws have laid great emphasis on procedural and substantive safeguards designed to assure fair trials before impartial tribunals in which every defendant stands equal before the law. This noble idea cannot be realized if the poor man charged with crime has to face his accusers without a lawyer to assist him.” In response to the Gideon decision, the Florida Legislature in 1963 created the Office of the Public Defender. It was the first statewide Public Defender system in the nation. The Public Defender is a constitutional officer under Article V of the Florida Constitution. The Public Defender is an elected official, holding a four year term of office. There are twenty elected Public Defenders in the State of Florida – one for each of the twenty judicial circuits in Florida. Seminole County is in the Eighteenth Judicial Circuit, which includes Brevard County. The Public Defender for Seminole County provides cost-effective legal representation and is the lowest-funded Public Defender office in Florida relative to the State Attorney office of the judicial circuits. There is a description of the Public Defender office and of the criminal justice system at the Public Defender’s website:
www.18thjudicialcircuitpublicdefender.com.

03 COURT SUPPORT DEPARTMENT

FUND - PROGRAM	FY 2014/15 ACTUALS	FY 2015/16 ADOPTED BUDGET	FY 2016/17 ADOPTED BUDGET	BUDGET VARIANCE
01 GENERAL FUNDS				
03 GUARDIAN AD LITEM	98,978	155,593	146,699	(8,894)
03 JUDICIAL	2,305,836	2,893,781	2,006,045	(887,736)
03 LAW LIBRARY	110,303	113,589	109,039	(4,550)
03 LEGAL AID	330,808	345,686	341,673	(4,013)
01 GENERAL FUNDS Total	2,845,924	3,508,650	2,603,456	(905,193)
04 SPECIAL REVENUE FUNDS				
03 ARTICLE V COURT TECHNOLOGY	904,391	1,005,168	1,052,988	47,820
04 SPECIAL REVENUE FUNDS Total	904,391	1,005,168	1,052,988	47,820
Grand Total	3,750,315	4,513,818	3,656,444	(857,373)

03 COURT SUPPORT DEPARTMENT

PROGRAM - ACCOUNT	FY 2014/15 ACTUALS	FY 2015/16 ADOPTED BUDGET	FY 2016/17 ADOPTED BUDGET	BUDGET VARIANCE
03 ARTICLE V COURT TECHNOLOGY				
510 PERSONNEL SERVICES				
510120 REGULAR SALARIES AND WAGES	269,325	220,018	234,513	14,495
510210 SOCIAL SECURITY MATCHING	19,740	16,831	17,940	1,109
510220 RETIREMENT CONTRIBUTIONS	19,615	15,973	17,635	1,662
510230 HEALTH AND LIFE INSURANCE	55,995	51,033	52,349	1,316
510240 WORKERS COMPENSATION	304	352	633	281
510 PERSONNEL SERVICES Total	364,979	304,208	323,070	18,862
530 OPERATING EXPENDITURES				
530310 PROFESSIONAL SERVICES	6,500	36,140	20,000	(16,140)
530340 OTHER SERVICES	4,741	7,000	35,000	28,000
530400 TRAVEL AND PER DIEM	616	1,000	1,000	-
530460 REPAIRS AND MAINTENANCE	66,086	56,155	60,509	4,354
530490 OTHER CHARGES/OBLIGATIONS	113	1,010		(1,010)
530499 CHARGES/OBLIGATIONS-CONTINGENC		42,965	36,278	(6,687)
530510 OFFICE SUPPLIES	5,853	11,000	10,500	(500)
530520 OPERATING SUPPLIES	336,924	296,910	256,000	(40,910)
530521 EQUIPMENT \$1000-\$4999	91,061	86,000	52,450	(33,550)
530522 OPERATING SUPPLIES-TECHNOLOGY		68,000	143,967	75,967
530540 BOOKS, DUES PUBLICATIONS		2,000	2,000	-
530550 TRAINING		13,000	12,000	(1,000)
530 OPERATING EXPENDITURES Total	511,893	621,180	629,704	8,524
540 INTERNAL SERVICE CHARGES				
540102 ADMIN FEE			6,434	6,434
540 INTERNAL SERVICE CHARGES Total			6,434	6,434
560 CAPITAL OUTLAY				
560642 EQUIPMENT >\$4999	27,519	16,000	30,000	14,000
560 CAPITAL OUTLAY Total	27,519	16,000	30,000	14,000
580 GRANTS & AIDS				
580811 AID TO GOVERNMENTAL AGENCIES		63,780	63,780	-
580 GRANTS & AIDS Total		63,780	63,780	-
03 ARTICLE V COURT TECHNOLOGY Total	904,391	1,005,168	1,052,988	47,820

03 COURT SUPPORT DEPARTMENT

PROGRAM - ACCOUNT	FY 2014/15 ACTUALS	FY 2015/16 ADOPTED BUDGET	FY 2016/17 ADOPTED BUDGET	BUDGET VARIANCE
03 GUARDIAN AD LITEM				
510 PERSONNEL SERVICES				
510120 REGULAR SALARIES AND WAGES	44,391	43,586	44,062	476
510210 SOCIAL SECURITY MATCHING	3,354	3,334	3,519	185
510220 RETIREMENT CONTRIBUTIONS	3,239	3,164	3,459	295
510230 HEALTH AND LIFE INSURANCE	8,072	8,526	8,688	162
510240 WORKERS COMPENSATION	49	70	124	54
510 PERSONNEL SERVICES Total	59,105	58,680	59,852	1,172
530 OPERATING EXPENDITURES				
530310 PROFESSIONAL SERVICES		1,000		(1,000)
530340 OTHER SERVICES	15,792	16,000	16,000	-
530400 TRAVEL AND PER DIEM		100	50	(50)
530420 TRANSPORTATION	6	50	50	-
530440 RENTAL AND LEASES	2,739	3,000	4,500	1,500
530460 REPAIRS AND MAINTENANCE	77	250	100	(150)
530480 PROMOTIONAL ACTIVITIES		500		(500)
530490 OTHER CHARGES/OBLIGATIONS	2,350	1,000	2,000	1,000
530510 OFFICE SUPPLIES	75	150	2,835	2,685
530520 OPERATING SUPPLIES	3,155	5,335	1,850	(3,485)
530540 BOOKS, DUES PUBLICATIONS	319	200	200	-
530550 TRAINING	1,200	1,900	1,900	-
530 OPERATING EXPENDITURES Total	25,713	29,485	29,485	-
540 INTERNAL SERVICE CHARGES				
540101 INTERNAL CHARGES			41,650	41,650
540102 ADMIN FEE		3,243	9,310	6,067
540202 INTERNAL SER FEES-LEASED EQUIP		6,402	6,402	-
540101 INTERNAL CHARGES	14,159	57,783		(57,783)
540 INTERNAL SERVICE CHARGES Total	14,159	67,429	57,362	(10,066)
03 GUARDIAN AD LITEM Total	98,978	155,593	146,699	(8,894)

03 COURT SUPPORT DEPARTMENT

PROGRAM - ACCOUNT	FY 2014/15 ACTUALS	FY 2015/16 ADOPTED BUDGET	FY 2016/17 ADOPTED BUDGET	BUDGET VARIANCE
03 JUDICIAL				
510 PERSONNEL SERVICES				
510120 REGULAR SALARIES AND WAGES	49,697	132,734	131,730	(1,004)
510210 SOCIAL SECURITY MATCHING	3,441	10,154	10,521	367
510220 RETIREMENT CONTRIBUTIONS	3,591	9,637	10,343	707
510230 HEALTH AND LIFE INSURANCE	13,261	22,739	23,316	577
510240 WORKERS COMPENSATION	55	212	371	159
510 PERSONNEL SERVICES Total	70,047	175,476	176,281	805
530 OPERATING EXPENDITURES				
530310 PROFESSIONAL SERVICES	26,360	25,920	27,500	1,580
530340 OTHER SERVICES	1,540	3,000	2,400	(600)
530460 REPAIRS AND MAINTENANCE	340			-
530490 OTHER CHARGES/OBLIGATIONS	6,523			-
530510 OFFICE SUPPLIES	7			-
530520 OPERATING SUPPLIES	1,176	931	1,400	469
530522 OPERATING SUPPLIES-TECHNOLOGY			28,033	28,033
530540 BOOKS, DUES PUBLICATIONS		500	100	(400)
530550 TRAINING	984	2,028	979	(1,049)
530 OPERATING EXPENDITURES Total	36,929	32,379	60,412	28,033
540 INTERNAL SERVICE CHARGES				
540101 INTERNAL CHARGES			1,539,440	1,539,440
540102 ADMIN FEE		14,164	32,178	18,014
540201 INSURANCE	210,112	197,734	197,734	-
540101 INTERNAL CHARGES	1,988,748	2,474,027		(2,474,027)
540 INTERNAL SERVICE CHARGES Total	2,198,860	2,685,926	1,769,352	(916,574)
03 JUDICIAL Total	2,305,836	2,893,781	2,006,045	(887,736)

03 COURT SUPPORT DEPARTMENT

PROGRAM - ACCOUNT	FY 2014/15 ACTUALS	FY 2015/16 ADOPTED BUDGET	FY 2016/17 ADOPTED BUDGET	BUDGET VARIANCE
03 LAW LIBRARY				
540 INTERNAL SERVICE CHARGES				
540102 ADMIN FEE		2,945	289	(2,656)
540101 INTERNAL CHARGES	535	1,320		(1,320)
540 INTERNAL SERVICE CHARGES Total	535	4,264	289	(3,975)
580 GRANTS & AIDS				
580821 AID TO PRIVATE ORGANIZATIONS	109,768	109,325	108,750	(575)
580 GRANTS & AIDS Total	109,768	109,325	108,750	(575)
03 LAW LIBRARY Total	110,303	113,589	109,039	(4,550)

03 COURT SUPPORT DEPARTMENT

PROGRAM - ACCOUNT	FY 2014/15 ACTUALS	FY 2015/16 ADOPTED BUDGET	FY 2016/17 ADOPTED BUDGET	BUDGET VARIANCE
03 LEGAL AID				
540 INTERNAL SERVICE CHARGES				
540102 ADMIN FEE		9,915	865	(9,050)
540 INTERNAL SERVICE CHARGES Total		9,915	865	(9,050)
580 GRANTS & AIDS				
580821 AID TO PRIVATE ORGANIZATIONS	330,808	335,771	340,808	5,037
580 GRANTS & AIDS Total	330,808	335,771	340,808	5,037
03 LEGAL AID Total	330,808	345,686	341,673	(4,013)



**SEMINOLE COUNTY GOVERNMENT
FY 2016/17 ADOPTED BUDGET DOCUMENT**

04 LEISURE SERVICES DEPT

**AGENCY FUNDS
EXTENSION SERVICE
GREENWAYS & TRAILS
LEISURE SERVICES BUSINESS OFFICE
LIBRARY SERVICES
NATURAL LANDS
PASSIVE PARKS
RECREATIONAL ACTIVITIES & PROGRAMS**

**SEMINOLE COUNTY GOVERNMENT
FY 2016/17 ADOPTED BUDGET DOCUMENT**

04 LEISURE SERVICES DEPT

Department Message

The Leisure Services Department enriches lives through outstanding cultural, educational, environmental, and recreational experiences. In the midst of an adverse economy, demand has increased for free and affordable opportunities to learn, grow, and get out and play! The Department continues to implement strategies for enhanced services and improved internal efficiencies by leveraging human capital and streamlining workflows. The Leisure Services Department is comprised of the following (7) Programs:

2) Leisure Services Business Office – This program contains the following services which have the ultimate purpose of delivering support services to the Leisure Services Department.

- Management Oversight/Personnel/Financial/Fiscal Support

3) Recreational Activities & Programs – This program contains the following services which have the ultimate purpose of providing recreational facilities and activities to residents and visitors of Seminole County.

- Facility & Grounds Maintenance
- Recreational Activities
- Museum Services

4) Greenways & Trails – This program contains the following services which have the ultimate purpose of providing clean, aesthetically appealing, and functional passive recreational areas, roadways and county-wide building landscape.

- Roadway Median Maintenance, Landscape Design and Construction
- Trails, Boat Ramp & Passive Park Maintenance
- County-wide Landscape Maintenance

5) Library Services – This program contains the following services which have the ultimate purpose of enriching lives and engaging minds by promoting life-long learning.

- Information Professionals that provide expert knowledge on demand, in person, by telephone, text and in live chat
- Circulation of Books and Customer Accounts
- Library collections that meet community needs, including books, e-books and resources available in a variety of easily accessible formats
- Life-long Learning Program including Emergent Literacy Programs and Information Fluency Programs
- Virtual Library Services including E-books, online databases, live chat reference, and mobile apps
- Technologies including Wi-Fi, Public Access Computers, iPads, and E-readers

**SEMINOLE COUNTY GOVERNMENT
FY 2016/17 ADOPTED BUDGET DOCUMENT**

04 LEISURE SERVICES DEPT

Department Message (CONT.)

6)Extension Services – This program contains the following services which have the ultimate purpose of educating and providing measureable results for the citizens in the areas of social, economic, and environmental sustainability.

- Management Oversight & Admin Support
- Family and Consumer Science
- Horticulture
- Youth Development

7)Natural Lands – This program contains the following services which have the ultimate purpose ensuring conservation, protection, education and awareness of the County's natural land resources.

- Acquisition & Maintenance
- Monitoring
- Education and Passive Recreation Services

8)Agency Funds – To account for receipt and disbursement of contributions from private sources for the sole benefit of the entity, Extension Services Program. This Program includes the following:

- 4-H Youth Development
- Family and Consumer Science
- Commercial Horticulture
- Greenway & Trails
- Master Gardner

04 LEISURE SERVICES DEPARTMENT

FUND - PROGRAM	FY 2014/15 ACTUALS	FY 2015/16 ADOPTED BUDGET	FY 2016/17 ADOPTED BUDGET	BUDGET VARIANCE
01 GENERAL FUNDS				
04 AGENCY FUNDS	70,885			-
04 EXTENSION SERVICE	337,189	378,495	450,302	71,807
04 GREENWAYS & TRAILS	2,737,114	2,989,265	3,069,051	79,786
04 LEISURE BUSINESS OFFICE	679,551	712,781	738,829	26,048
04 LIBRARY SERVICES	5,634,737	6,135,429	6,465,168	329,739
04 NATURAL LANDS	291,540	378,315	393,497	15,182
04 PASSIVE PARKS		18,000		(18,000)
04 RECREATIONAL ACTIVITIES & PROG	3,577,061	4,416,621	5,612,187	1,195,566
01 GENERAL FUNDS Total	13,328,077	15,028,905	16,729,033	1,700,128
04 SPECIAL REVENUE FUNDS				
04 GREENWAYS & TRAILS	651,871	2,417		(2,417)
04 LIBRARY SERVICES	180,795	104,436	100,318	(4,118)
04 NATURAL LANDS			200,000	200,000
04 RECREATIONAL ACTIVITIES & PROG	434,473	527,391	180,623	(346,768)
04 SPECIAL REVENUE FUNDS Total	1,267,139	634,244	480,941	(153,303)
06 CAPITAL FUNDS				
04 NATURAL LANDS	563,970	11,696	720,141	708,445
04 RECREATIONAL ACTIVITIES & PROG	7,610,040	101,080	53,241	(47,839)
06 CAPITAL FUNDS Total	8,174,010	112,776	773,382	660,606
Grand Total	22,769,226	15,775,925	17,983,356	2,207,430

**SEMINOLE COUNTY GOVERNMENT
FY 2016/17 ADOPTED BUDGET DOCUMENT**

04 LEISURE SERVICES DEPT

Agency Funds

04 LEISURE SERVICES DEPARTMENT

PROGRAM - ACCOUNT	FY 2014/15 ACTUALS	FY 2015/16 ADOPTED BUDGET	FY 2016/17 ADOPTED BUDGET	BUDGET VARIANCE
04 AGENCY FUNDS				
360 MISCELLANEOUS REVENUES				
366100 CONTRIBUTIONS & DONATIONS	(43,124)			-
360 MISCELLANEOUS REVENUES Total	(43,124)			-
530 OPERATING EXPENDITURES				
530402 TRAVEL - TRAINING NON-EMPLOYEE	114			-
530490 OTHER CHARGES/OBLIGATIONS	13,266			-
530510 OFFICE SUPPLIES	576			-
530520 OPERATING SUPPLIES	38,515			-
530521 EQUIPMENT \$1000-\$4999	4,835			-
530540 BOOKS, DUES PUBLICATIONS	1,481			-
530550 TRAINING	27			-
530 OPERATING EXPENDITURES Total	58,813			-
540 INTERNAL SERVICE CHARGES				
540101 INTERNAL CHARGES	602			-
540 INTERNAL SERVICE CHARGES Total	602			-
560 CAPITAL OUTLAY				
560642 EQUIPMENT >\$4999	8,440			-
560 CAPITAL OUTLAY Total	8,440			-
580 GRANTS & AIDS				
580830 GROVE COUNSELING CENTER	3,030			-
580 GRANTS & AIDS Total	3,030			-
04 AGENCY FUNDS Total	27,761			-

**SEMINOLE COUNTY GOVERNMENT
FY 2016/17 ADOPTED BUDGET DOCUMENT**

04 LEISURE SERVICES DEPT

Extension Service

Program Message

The UF/IFAS Extension Service priority initiatives that guide program development, delivery and impact assessment are:

1. Increase the sustainability, profitability and competitiveness of agriculture and horticultural enterprises.
2. Enhance and protect water quality, quantity, and supply.
3. Enhance and conserve Florida's natural resources and environmental quality.
4. Produce and conserve traditional and alternative forms of energy.
5. Empower individuals and families to build healthy lives and achieve social and economic success.
6. Strengthen urban and rural community resources and economic development.
7. Prepare youth to be responsible citizens and productive members of the workforce.

04 LEISURE SERVICES DEPARTMENT

PROGRAM - ACCOUNT	FY 2014/15 ACTUALS	FY 2015/16 ADOPTED BUDGET	FY 2016/17 ADOPTED BUDGET	BUDGET VARIANCE
04 EXTENSION SERVICE				
510 PERSONNEL SERVICES				
510120 REGULAR SALARIES AND WAGES	189,496	191,065	191,474	409
510150 SPECIAL PAY	600	600	600	-
510210 SOCIAL SECURITY MATCHING	12,571	14,616	15,293	677
510220 RETIREMENT CONTRIBUTIONS	11,870	13,217	15,097	1,880
510230 HEALTH AND LIFE INSURANCE	24,393	34,153	77,376	43,223
510240 WORKERS COMPENSATION	389	554	979	425
510 PERSONNEL SERVICES Total	239,320	254,206	300,819	46,613
530 OPERATING EXPENDITURES				
530400 TRAVEL AND PER DIEM	4,021	7,052	7,052	-
530401 TRAVEL - TRAINING RELATED	310			-
530420 TRANSPORTATION	308	150	150	-
530430 UTILITIES - ELECTRICITY	10,898	15,038	11,225	(3,813)
530439 UTILITIES - OTHER	5,154	6,727	5,308	(1,419)
530460 REPAIRS AND MAINTENANCE	567	250	250	-
530490 OTHER CHARGES/OBLIGATIONS	642	893	1,298	405
530510 OFFICE SUPPLIES	2,007	2,142	2,142	-
530520 OPERATING SUPPLIES	11,680	10,139	12,879	2,740
530522 OPERATING SUPPLIES-TECHNOLOGY	289	2,080	2,080	-
530540 BOOKS, DUES PUBLICATIONS	4,036	3,325	3,325	-
530550 TRAINING	1,414	1,530	1,530	-
530 OPERATING EXPENDITURES Total	41,325	49,326	47,239	(2,087)
540 INTERNAL SERVICE CHARGES				
540101 INTERNAL CHARGES			61,106	61,106
540102 ADMIN FEE		11,684	35,162	23,478
540201 INSURANCE	2,450	2,400	2,400	-
540202 INTERNAL SER FEES-LEASED EQUIP		3,576	3,576	-
540101 INTERNAL CHARGES	54,094	57,303		(57,303)
540 INTERNAL SERVICE CHARGES Total	56,544	74,963	102,244	27,281
04 EXTENSION SERVICE Total	337,189	378,495	450,302	71,807

**SEMINOLE COUNTY GOVERNMENT
FY 2016/17 ADOPTED BUDGET DOCUMENT**

04 LEISURE SERVICES DEPT

Greenways and Trails

Program Message

The Greenways and Trails program's purpose is the preservation and management of passive parks, greenways and public landscapes within Seminole County to enhance passive based recreation for existing and future generations; and to maintain Seminole County's developed properties for residents and visitors in an aesthetically-pleasing, efficient and environmentally responsible manner. The program provides the following services:

Greenways and Trails:

- The Division maintains approximately 40+ miles of the County's interconnected system of paved trails, including designated pedestrian bridges and underpasses. Also included are the paved and unpaved trails present within each park. The Division is also responsible for maintaining the unpaved Flagler Trail.

Passive Parks:

- Maintains the aesthetics and safety of 21 un-manned park locations in Seminole County. These park types include boat ramps, neighborhood parks, trailheads and specialty parks. They range in size from the Econ Canoe Launch's less than one acre to Henry Levy Mullet Lake Park's 151 acres.

Public Landscapes:

- Streetscapes: The Division is charged with coordinating and supervising the maintenance of 60+ miles of landscaped medians throughout the County through several private contracts. The plantings within the median landscapes are maintained following best management practices for the long-term survivability of drought tolerant species. Responsibilities include the replacement of damaged trees and shrubs, mulching of shrub beds, turf management and annual fertilization of plantings.

- Public Facility Landscape Maintenance: Starting in the fiscal year 2011/2012, the Division became responsible for the landscape maintenance at 60-plus public buildings and undeveloped County lots maintained at various levels of service through several private contracts.

Facilities include Fire Stations and Public Safety Buildings; County buildings including the County Administration Building and the Five Points Complex; common areas within the County's active parks such as Sanlando Park and Lake Sylvan Park; and all of the County's Libraries.

- Construction and Maintenance Assistance – The Projects Team: The Division has a Projects Team that provides assistance to the Leisure Services Department in emergency repairs and special construction projects. The service area for the project team consists of all of the Division properties (Natural Lands, Passive Parks, Greenways & Trails), as well as the active parks within the Parks and Recreation Division and Libraries. The Projects Team handles priority or emergency safety projects –such as immediate repairs to facility amenities – as well as proactive inspection of park facilities and graffiti removal. Regularly scheduled inspection of play equipment and other park amenities is also a function of this team.

04 LEISURE SERVICES DEPARTMENT

PROGRAM - ACCOUNT	FY 2014/15 ACTUALS	FY 2015/16 ADOPTED BUDGET	FY 2016/17 ADOPTED BUDGET	BUDGET VARIANCE
04 GREENWAYS & TRAILS				
330 INTERGOVERNMENTAL REVENUE				
331720 FEDERAL RECREATION GRANT	(200,000)			-
334750 ENVIRONMENTAL PROTECTION GRANT	(226,022)			-
330 INTERGOVERNMENTAL REVENUE Total	(426,022)			-
340 CHARGES FOR SERVICES				
341359 ADMIN FEE - MSBU FUNDS	(1,800)	(1,800)	(1,800)	-
347201 PASSIVE PARKS AND TRAILS	(33,602)			-
340 CHARGES FOR SERVICES Total	(35,402)	(1,800)	(1,800)	-
360 MISCELLANEOUS REVENUES				
366270 MEMORIAL TREE DONATIONS	(2,050)			-
360 MISCELLANEOUS REVENUES Total	(2,050)			-
510 PERSONNEL SERVICES				
510120 REGULAR SALARIES AND WAGES	592,724	618,622	625,929	7,307
510140 OVERTIME	4,982			-
510150 SPECIAL PAY	600	600	600	-
510210 SOCIAL SECURITY MATCHING	43,177	47,325	49,993	2,668
510220 RETIREMENT CONTRIBUTIONS	46,047	47,369	51,668	4,299
510230 HEALTH AND LIFE INSURANCE	159,901	179,523	173,294	(6,229)
510240 WORKERS COMPENSATION	10,539	16,527	28,919	12,392
510 PERSONNEL SERVICES Total	857,970	909,966	930,403	20,437
530 OPERATING EXPENDITURES				
530400 TRAVEL AND PER DIEM	1,212	700	800	100
530430 UTILITIES - ELECTRICITY	23,513	20,354	24,218	3,864
530439 UTILITIES - OTHER	23,537	23,528	29,243	5,715
530440 RENTAL AND LEASES	7,532	1,975	1,975	-
530460 REPAIRS AND MAINTENANCE	1,668,107	1,722,973	2,076,647	353,674
530469 REPAIRS/MAINTENANCE-OTHER	32,373	16,700		(16,700)
530510 OFFICE SUPPLIES	317	550	550	-
530520 OPERATING SUPPLIES	30,032	38,383	165,985	127,602
530529 OPERATING SUPPLIES-OTHER	118,599	116,702		(116,702)
530540 BOOKS, DUES PUBLICATIONS	1,087	770	770	-
530550 TRAINING	2,065	3,620	3,620	-
530 OPERATING EXPENDITURES Total	1,908,374	1,946,255	2,303,808	357,553
540 INTERNAL SERVICE CHARGES				
540101 INTERNAL CHARGES			330,215	330,215
540102 ADMIN FEE		105,725	101,801	(3,924)
540201 INSURANCE	6,886	8,019	8,019	-
540202 INTERNAL SER FEES-LEASED EQUIP		807	807	-
540101 INTERNAL CHARGES	245,734	300,853		(300,853)
540 INTERNAL SERVICE CHARGES Total	252,620	415,405	440,842	25,438
550 COST ALLOCATION (CONTRA)				
550101 CONTRA ACCOUNT ADMIN FEES GF	(329,444)	(279,943)	(661,974)	(382,031)
550 COST ALLOCATION (CONTRA) Total	(329,444)	(279,943)	(661,974)	(382,031)

04 LEISURE SERVICES DEPARTMENT

PROGRAM - ACCOUNT	FY 2014/15 ACTUALS	FY 2015/16 ADOPTED BUDGET	FY 2016/17 ADOPTED BUDGET	BUDGET VARIANCE
560 CAPITAL OUTLAY				
560630 IMPROVEMENTS OTH THAN BLD	440,443	-	-	-
560642 EQUIPMENT >\$4999	9,877	-	55,972	55,972
560650 CONSTRUCTION IN PROGRESS	194,772	-	-	-
560680 CONSTRUCTION & DESIGN	21,077	-	-	-
560 CAPITAL OUTLAY Total	666,169	-	55,972	55,972
580 GRANTS & AIDS				
580811 AID TO GOVERNMENTAL AGENCIES	33,296	-	-	-
580 GRANTS & AIDS Total	33,296	-	-	-
04 GREENWAYS & TRAILS Total	2,925,510	2,989,882	3,067,251	77,369

**SEMINOLE COUNTY GOVERNMENT
FY 2016/17 ADOPTED BUDGET DOCUMENT**

04 LEISURE SERVICES DEPT

Leisure Services Business Office

Program Message

The Business Office program purpose is to carry out the mission of the Leisure Services Department by providing business support to each of the four divisions.

The program provides the following services:

- Annual Budget Development
- Purchase order and contracts tracking
- Expenditure approval and tracking
- Account Reconciliation
- Policy and Procedure Review and development
- Performance measurement
- Reporting
- Marketing

04 LEISURE SERVICES DEPARTMENT

PROGRAM - ACCOUNT	FY 2014/15 ACTUALS	FY 2015/16 ADOPTED BUDGET	FY 2016/17 ADOPTED BUDGET	BUDGET VARIANCE
04 LEISURE BUSINESS OFFICE				
360 MISCELLANEOUS REVENUES				
366100 CONTRIBUTIONS & DONATIONS	(4,130)			-
360 MISCELLANEOUS REVENUES Total	(4,130)			-
510 PERSONNEL SERVICES				
510120 REGULAR SALARIES AND WAGES	371,560	370,035	374,084	4,049
510150 SPECIAL PAY	600	600	3,300	2,700
510210 SOCIAL SECURITY MATCHING	27,269	28,308	29,878	1,570
510220 RETIREMENT CONTRIBUTIONS	45,892	44,212	47,784	3,572
510230 HEALTH AND LIFE INSURANCE	59,968	60,849	61,752	903
510240 WORKERS COMPENSATION	2,536	3,615	6,413	2,798
510 PERSONNEL SERVICES Total	507,826	507,619	523,211	15,592
530 OPERATING EXPENDITURES				
530340 OTHER SERVICES	4,787			-
530400 TRAVEL AND PER DIEM	1,375	1,930	1,930	-
530510 OFFICE SUPPLIES	502	250	250	-
530520 OPERATING SUPPLIES	265	537	522	(15)
530522 OPERATING SUPPLIES-TECHNOLOGY	13,699	14,250	14,220	(30)
530540 BOOKS, DUES PUBLICATIONS	1,380	1,325	1,340	15
530550 TRAINING	280	800	830	30
530 OPERATING EXPENDITURES Total	22,288	19,092	19,092	-
540 INTERNAL SERVICE CHARGES				
540101 INTERNAL CHARGES			20,925	20,925
540102 ADMIN FEE		25,199	39,072	13,873
540202 INTERNAL SER FEES-LEASED EQUIP		2,826	2,826	-
540101 INTERNAL CHARGES	19,305	25,339		(25,339)
540 INTERNAL SERVICE CHARGES Total	19,305	53,364	62,823	9,459
580 GRANTS & AIDS				
580821 AID TO PRIVATE ORGANIZATIONS	130,132	132,706	133,703	997
580 GRANTS & AIDS Total	130,132	132,706	133,703	997
04 LEISURE BUSINESS OFFICE Total	675,421	712,781	738,829	26,048

**SEMINOLE COUNTY GOVERNMENT
FY 2016/17 ADOPTED BUDGET DOCUMENT**

04 LEISURE SERVICES DEPT

Library Services

Program Message

The Library Services program purpose is to provide services that connect the community to information, ideas, discovery, and learning opportunities. The Library Services program focus will be on engaging the community with books, digital content, and programming. These services will include collection development, public relations, and programming which promotes early literacy and lifelong learning.

The program includes:

- Administration and supervision of five library branches
- Administration and supervision of virtual services
- Collection development and procurement of print and digital resources
- Public programming that promotes early literacy and life-long learning
- Access to technology and digital content to meet public need, to increase access, and to bridge the digital divide.
- Long-range Planning, Capital Improvement Plan, and annual budget development.

04 LEISURE SERVICES DEPARTMENT

PROGRAM - ACCOUNT	FY 2014/15 ACTUALS	FY 2015/16 ADOPTED BUDGET	FY 2016/17 ADOPTED BUDGET	BUDGET VARIANCE
04 LIBRARY SERVICES				
350 JUDGEMENTS FINES & FORFEITS				
352100 LIBRARY	(166,716)			-
350 JUDGEMENTS FINES & FORFEITS Total	(166,716)			-
360 MISCELLANEOUS REVENUES				
366100 CONTRIBUTIONS & DONATIONS	(69,734)	(25,000)	(24,000)	1,000
369900 MISCELLANEOUS-OTHER	(96)			-
369910 COPYING FEES	(47,632)	(50,000)	(50,000)	-
360 MISCELLANEOUS REVENUES Total	(117,461)	(75,000)	(74,000)	1,000
510 PERSONNEL SERVICES				
510120 REGULAR SALARIES AND WAGES	2,154,733	2,127,698	2,080,475	(47,223)
510125 PART-TIME PERSONNEL	479,548	540,564	700,626	160,062
510140 OVERTIME	84			-
510150 SPECIAL PAY	600	600	600	-
510210 SOCIAL SECURITY MATCHING	196,299	204,122	210,641	6,519
510220 RETIREMENT CONTRIBUTIONS	193,170	193,716	206,684	12,968
510230 HEALTH AND LIFE INSURANCE	470,068	514,996	532,858	17,862
510240 WORKERS COMPENSATION	3,131	4,269	7,434	3,165
510 PERSONNEL SERVICES Total	3,497,632	3,585,965	3,739,318	153,353
530 OPERATING EXPENDITURES				
530340 OTHER SERVICES	113,632	119,197	123,197	4,000
530400 TRAVEL AND PER DIEM	2,527	4,199	4,199	-
530430 UTILITIES - ELECTRICITY	184,043	168,699	189,563	20,864
530439 UTILITIES - OTHER	59,313	55,180	59,648	4,468
530440 RENTAL AND LEASES	233,279	233,280	233,280	-
530460 REPAIRS AND MAINTENANCE	558	555	555	-
530470 PRINTING AND BINDING	1,379	5,000	5,000	-
530480 PROMOTIONAL ACTIVITIES	20,537			-
530490 OTHER CHARGES/OBLIGATIONS	27			-
530499 CHARGES/OBLIGATIONS-CONTINGENC		25,000	23,000	(2,000)
530510 OFFICE SUPPLIES	6,175	11,052	11,052	-
530520 OPERATING SUPPLIES	74,678	40,434	36,388	(4,046)
530522 OPERATING SUPPLIES-TECHNOLOGY	59,287	98,925	91,171	(7,754)
530540 BOOKS, DUES PUBLICATIONS	3,400	3,550	3,800	250
530 OPERATING EXPENDITURES Total	758,836	765,071	780,853	15,782
540 INTERNAL SERVICE CHARGES				
540101 INTERNAL CHARGES			627,100	627,100
540102 ADMIN FEE		195,355	397,160	201,805
540201 INSURANCE	69,978	60,866	60,866	-
540202 INTERNAL SER FEES-LEASED EQUIP		70,367	70,367	-
540101 INTERNAL CHARGES	526,033	691,405		(691,405)
540 INTERNAL SERVICE CHARGES Total	596,011	1,017,993	1,155,493	137,500

04 LEISURE SERVICES DEPARTMENT

PROGRAM - ACCOUNT	FY 2014/15 ACTUALS	FY 2015/16 ADOPTED BUDGET	FY 2016/17 ADOPTED BUDGET	BUDGET VARIANCE
560 CAPITAL OUTLAY				
560642 EQUIPMENT >\$4999		6,400	25,000	18,600
560660 LIBRARY BOOKS & MATERIALS	963,053	864,436	864,822	386
560 CAPITAL OUTLAY Total	963,053	870,836	889,822	18,986
04 LIBRARY SERVICES Total	5,531,355	6,164,865	6,491,486	326,621

**SEMINOLE COUNTY GOVERNMENT
FY 2016/17 ADOPTED BUDGET DOCUMENT**

04 LEISURE SERVICES DEPT

Natural Lands

Program Message

The Natural Lands program purpose is the preservation and management of natural land within Seminole County to enhance or promote biodiversity, environmental education and passive based recreation for existing and future generations. To date a total of 9 Natural Lands Program (NLP) sites have been opened for public access consisting of approximately 88% of NLP acreage. Natural Lands properties currently total 6,634.2 Acres.

The program provides the following services:

- Land preservation and management of eight wilderness areas and one preserve
- Maintain the properties to allow for passive uses such as hiking, biking, horseback riding and camping.
- Operate the Yarborough Nature Center for environmental educational and conservation purposes
- Educational outreach to local schools to promote Natural Lands interest
- Conduct monthly guided hikes through existing Natural Lands properties to promote education
- Operate youth Nature Camps for school-age children during Spring Break, Winter Break and Summer
- Coordinates volunteer efforts for camps, natural lands maintenance, and special events
- Participates in the planning of Natural Lands evaluations for future protection and/or acquisition
- Keep Natural Lands Best Management Practices current through outreach and coordination with local Water Management Districts and other Land Management Agencies

04 LEISURE SERVICES DEPARTMENT

PROGRAM - ACCOUNT	FY 2014/15 ACTUALS	FY 2015/16 ADOPTED BUDGET	FY 2016/17 ADOPTED BUDGET	BUDGET VARIANCE
04 NATURAL LANDS				
340 CHARGES FOR SERVICES				
347201 PASSIVE PARKS AND TRAILS	(27,631)			-
347501 YARBOROUGH NATURE CENTER	(11,987)			-
340 CHARGES FOR SERVICES Total	(39,618)			-
360 MISCELLANEOUS REVENUES				
362100 RENTS AND ROYALTIES	(12,107)			-
369900 MISCELLANEOUS-OTHER	183			-
360 MISCELLANEOUS REVENUES Total	(11,924)			-
510 PERSONNEL SERVICES				
510120 REGULAR SALARIES AND WAGES	134,554	135,155	173,943	38,788
510125 PART-TIME PERSONNEL			24,960	24,960
510210 SOCIAL SECURITY MATCHING	9,817	10,339	15,676	5,337
510220 RETIREMENT CONTRIBUTIONS	9,854	9,812	16,280	6,468
510230 HEALTH AND LIFE INSURANCE	26,366	28,366	39,205	10,839
510240 WORKERS COMPENSATION	2,355	3,717	7,665	3,948
510 PERSONNEL SERVICES Total	182,946	187,390	277,729	90,339
530 OPERATING EXPENDITURES				
530310 PROFESSIONAL SERVICES	9,394	28,800	28,800	-
530340 OTHER SERVICES	12,325	54,440	53,960	(480)
530400 TRAVEL AND PER DIEM	448	600	1,000	400
530430 UTILITIES - ELECTRICITY			240	240
530439 UTILITIES - OTHER	310	87	87	-
530440 RENTAL AND LEASES	7,668			-
530460 REPAIRS AND MAINTENANCE	1,657	1,250	790	(460)
530470 PRINTING AND BINDING		375	375	-
530480 PROMOTIONAL ACTIVITIES			300	300
530490 OTHER CHARGES/OBLIGATIONS	459			-
530510 OFFICE SUPPLIES	482	300	300	-
530520 OPERATING SUPPLIES	21,097	19,933	19,933	-
530521 EQUIPMENT \$1000-\$4999		1,000	1,000	-
530550 TRAINING	160	600	600	-
530 OPERATING EXPENDITURES Total	53,999	107,385	107,385	-
540 INTERNAL SERVICE CHARGES				
540101 INTERNAL CHARGES			43,222	43,222
540102 ADMIN FEE		7,557	23,764	16,207
540103 OTHER CHRGS/ENGINEERING COST		1,696		(1,696)
540201 INSURANCE	4,139	2,215	2,215	-
540202 INTERNAL SER FEES-LEASED EQUIP		2,422	2,422	-
540101 INTERNAL CHARGES	40,856	67,846		(67,846)
540 INTERNAL SERVICE CHARGES Total	44,995	81,736	71,624	(10,112)

04 LEISURE SERVICES DEPARTMENT

PROGRAM - ACCOUNT	FY 2014/15 ACTUALS	FY 2015/16 ADOPTED BUDGET	FY 2016/17 ADOPTED BUDGET	BUDGET VARIANCE
560 CAPITAL OUTLAY				
560630 IMPROVEMENTS OTH THAN BLD	9,600			-
560642 EQUIPMENT >\$4999		13,500		(13,500)
560650 CONSTRUCTION IN PROGRESS	563,970	-	856,900	856,900
560 CAPITAL OUTLAY Total	573,570	13,500	856,900	843,400
04 NATURAL LANDS Total	803,968	390,010	1,313,638	923,627

**SEMINOLE COUNTY GOVERNMENT
FY 2016/17 ADOPTED BUDGET DOCUMENT**

04 LEISURE SERVICES DEPT

Passive Parks

04 LEISURE SERVICES DEPARTMENT

PROGRAM - ACCOUNT	FY 2014/15 ACTUALS	FY 2015/16 ADOPTED BUDGET	FY 2016/17 ADOPTED BUDGET	BUDGET VARIANCE
04 PASSIVE PARKS				
560 CAPITAL OUTLAY				
560642 EQUIPMENT >\$4999		18,000		(18,000)
560 CAPITAL OUTLAY Total		18,000		(18,000)
04 PASSIVE PARKS Total		18,000		(18,000)

**SEMINOLE COUNTY GOVERNMENT
FY 2016/17 ADOPTED BUDGET DOCUMENT**

04 LEISURE SERVICES DEPT

Recreational Activities and Programs

Program Message

The Recreational Activities and Programs program purpose is to encourage healthy, active lifestyles, social development, and lifelong learning. Sound bodies and sound minds require physical activity and the chance to experience personal growth. Seminole County parks offer a wide range of activities suitable for all ages to get outside and get active - teaching positive lifestyle habits in all areas from nutrition to physical activities to sports and life skills.

The five active sports facilities managed by the Division have become an integral component to economic development within Seminole County. In cooperation with partners such as the Tourist Development Council (TDC), the Central Florida Sports Commission, United States Tennis Association (USTA) and others, the Division hosts local, regional and national tournaments for softball, tennis, soccer, youth baseball and lacrosse. Through our active park facilities, we also provide an investment in infrastructure needed to accommodate revenue generating sporting events and tourism, benefiting the local economy and community as a whole.

Parks provide the setting for social events large and small where people can connect with each other, and participate in classes and group activities for personal enrichment, as well as an investment in the arts and cultural growth within our communities. The Museum of Seminole County History serves the community as a cultural resource highlighting the role of Seminole County as the historical gateway to Central Florida and features exhibits on early rural life, the county's rich farming history and items of local and regional significance.

04 LEISURE SERVICES DEPARTMENT

PROGRAM - ACCOUNT	FY 2014/15 ACTUALS	FY 2015/16 ADOPTED BUDGET	FY 2016/17 ADOPTED BUDGET	BUDGET VARIANCE
04 RECREATIONAL ACTIVITIES & PROG				
340 CHARGES FOR SERVICES				
347200 PARKS AND REC RED BUG	(1,195,830)	(1,844,316)	(2,387,778)	(543,462)
347301 MUSEUM FEES	(4,227)			-
340 CHARGES FOR SERVICES Total	(1,200,057)	(1,844,316)	(2,387,778)	(543,462)
360 MISCELLANEOUS REVENUES				
366100 CONTRIBUTIONS & DONATIONS	(250,000)			-
369930 REIMBURSEMENTS	(21,818)			-
360 MISCELLANEOUS REVENUES Total	(271,818)			-
380 OTHER SOURCES				
388110 SALE OF CAPITAL ASSETS	(1,500,000)			-
380 OTHER SOURCES Total	(1,500,000)			-
399 FUND BALANCE				
399999 BEGINNING FUND BALANCE		(21,124)		21,124
399 FUND BALANCE Total		(21,124)		21,124
510 PERSONNEL SERVICES				
510120 REGULAR SALARIES AND WAGES	1,112,351	1,393,408	1,407,489	14,081
510125 PART-TIME PERSONNEL	182,184	228,388	271,822	43,434
510140 OVERTIME	9,047	12,808	19,406	6,598
510150 SPECIAL PAY	581	600		(600)
510210 SOCIAL SECURITY MATCHING	95,100	125,047	135,425	10,378
510220 RETIREMENT CONTRIBUTIONS	95,407	118,672	139,940	21,268
510230 HEALTH AND LIFE INSURANCE	312,741	409,542	443,697	34,155
510240 WORKERS COMPENSATION	19,173	33,104	63,110	30,006
511000 CONTRA PERSONAL SERVICES	(98,784)			-
510 PERSONNEL SERVICES Total	1,727,801	2,321,569	2,480,889	159,320
530 OPERATING EXPENDITURES				
530310 PROFESSIONAL SERVICES	30,500			-
530340 OTHER SERVICES	473,168	565,875	568,470	2,595
530400 TRAVEL AND PER DIEM	48	350	400	50
530430 UTILITIES - ELECTRICITY	223,747	254,271	339,426	85,155
530439 UTILITIES - OTHER	52,376	29,182	102,667	73,485
530440 RENTAL AND LEASES	2,667	7,947	11,807	3,860
530460 REPAIRS AND MAINTENANCE	203,056	213,595	261,238	47,643
530470 PRINTING AND BINDING	1,500			-
530480 PROMOTIONAL ACTIVITIES	639			-
530490 OTHER CHARGES/OBLIGATIONS		43,214		(43,214)
530499 CHARGES/OBLIGATIONS-CONTINGENC		21,124	22,431	1,307
530510 OFFICE SUPPLIES	3,220	5,837	6,826	989
530520 OPERATING SUPPLIES	319,722	432,103	558,389	126,286
530521 EQUIPMENT \$1000-\$4999	14,383	16,960	30,030	13,070
530529 OPERATING SUPPLIES-OTHER	2,132			-
530540 BOOKS, DUES PUBLICATIONS	12,292	13,724	14,554	830
530550 TRAINING	865	2,345	4,125	1,780
530 OPERATING EXPENDITURES Total	1,340,313	1,606,527	1,920,363	313,836

04 LEISURE SERVICES DEPARTMENT

PROGRAM - ACCOUNT	FY 2014/15 ACTUALS	FY 2015/16 ADOPTED BUDGET	FY 2016/17 ADOPTED BUDGET	BUDGET VARIANCE
540 INTERNAL SERVICE CHARGES				
540101 INTERNAL CHARGES			772,481	772,481
540102 ADMIN FEE		230,847	385,791	154,944
540201 INSURANCE	49,850	36,217	36,217	-
540202 INTERNAL SER FEES-LEASED EQUIP		3,576	3,576	-
540101 INTERNAL CHARGES	352,202	452,990		(452,990)
540 INTERNAL SERVICE CHARGES Total	402,052	723,630	1,198,065	474,435
560 CAPITAL OUTLAY				
560610 LAND	41,903	-		-
560630 IMPROVEMENTS OTH THAN BLD	235,289	300,000		(300,000)
560642 EQUIPMENT >\$4999		78,367	55,000	(23,367)
560650 CONSTRUCTION IN PROGRESS	7,874,216	15,000	191,734	176,734
560 CAPITAL OUTLAY Total	8,151,409	393,367	246,734	(146,633)
04 RECREATIONAL ACTIVITIES & PROG Total	8,649,700	3,179,653	3,458,273	278,620

**SEMINOLE COUNTY GOVERNMENT
FY 2016/17 ADOPTED BUDGET DOCUMENT**

05 FIRE DEPT

**EMERGENCY COMMUNICATIONS
EMS PERFORMANCE MANAGEMENT
EMS/FIRE/RESCUE
CASSELBERRY EMS/FIRE
FIRE BUSINESS OFFICE
FIRE PREVENTION BUREAU**

**SEMINOLE COUNTY GOVERNMENT
FY 2016/17 ADOPTED BUDGET DOCUMENT**

05 FIRE DEPT

Department Message

The Fire Department for Seminole County continues to meet the changing needs of our diverse community through a well-trained workforce that pro-actively meets the challenges of providing excellent customer service and public protection. The cornerstones of quality service delivery, community education, and promptly meeting the needs of the citizens in an efficient manner establish the foundation of this organization.

The Fire Department is comprised of the following Programs:

1) EMS/Fire/Rescue - This program contains the following service(s) which have the ultimate purpose of protecting life and property through the provision of EMS/Fire/Rescue Services.

- EMS/Fire/Rescue Operations
- Internal/External Firefighter and Paramedic Training
- Special Operations - (HazMat, Technical Rescue and Dive/Water Rescue Services)
- Public Educational Services (Fire and Life Safety)
- Community Risk Reduction

2) Fire Prevention Bureau - This program contains the following service(s) which have the ultimate purpose protecting life and property by ensuring the safety of new and existing structures.

- Comprehensive Fire Inspection Services
- Cause and Origination Services

3) Emergency Communications - This program contains the following service(s) which have the ultimate purpose of providing timely and responsive assistance to Fire/Rescue/EMS emergency and non-emergency needs of the community through call assistance and direction of resources.

- Call processing

4) EMS Performance Management - This program contains the following service(s) which have the ultimate purpose reducing the rate of mortality and morbidity within the area covered by Seminole County First Response System.

- Continuous Quality Improvement (CQI) Services

05 FIRE DEPARTMENT

FUND - PROGRAM	FY 2014/15 ACTUALS	FY 2015/16 ADOPTED BUDGET	FY 2016/17 ADOPTED BUDGET	BUDGET VARIANCE
01 GENERAL FUNDS				
05 EMERGENCY COMMUNICATIONS	2,154,149	2,469,398	2,430,122	(39,276)
05 EMS PERFORMANCE MANAGEMENT	229,837	271,292	269,829	(1,464)
05 EMS/FIRE/RESCUE	2,789	4,797		(4,797)
05 FIRE BUSINESS OFFICE	415,273	265,099	143,017	(122,082)
01 GENERAL FUNDS Total	2,802,048	3,010,586	2,842,968	(167,619)
02 TRANSPORTATION FUNDS				
05 EMS/FIRE/RESCUE		3,450,089	3,539,600	89,511
02 TRANSPORTATION FUNDS Total		3,450,089	3,539,600	89,511
03 FIRE DISTRICT FUNDS				
05 CASSELBERRY EMS/FIRE	-	4,862,764	4,105,344	(757,419)
05 EMS/FIRE/RESCUE	50,663,136	49,989,214	58,942,662	8,953,448
05 FIRE PREVENTION BUREAU	564,194	654,186	889,101	234,915
03 FIRE DISTRICT FUNDS Total	51,227,330	55,506,164	63,937,107	8,430,943
04 SPECIAL REVENUE FUNDS				
05 EMS/FIRE/RESCUE	283,516	-		-
04 SPECIAL REVENUE FUNDS Total	283,516	-		-
Grand Total	54,312,894	61,966,839	70,319,675	8,352,836

**SEMINOLE COUNTY GOVERNMENT
FY 2016/17 ADOPTED BUDGET DOCUMENT**

05 FIRE DEPT

Emergency Communications

Program Message

The Emergency Communications Center (ECC) receives and processes calls for assistance for emergency medical, fire/rescue, hazardous materials, and other services for unincorporated Seminole County and the municipalities of Altamonte Springs, Casselberry, Lake Mary, Longwood, Oviedo, Sanford, Winter Springs and the Orlando-Sanford International Airport. In addition, the ECC works collaboratively with emergency support services for the Counties of Orange, Volusia, and Lake plus the municipalities of Winter Park and Maitland processing requests for joint emergency services. This ECC is also responsible for the receipt and processing of afterhours service requests for Animal Services, Roads, Stormwater, Traffic Engineering, Fleet and Facilities.

05 FIRE DEPARTMENT

PROGRAM - ACCOUNT	FY 2014/15 ACTUALS	FY 2015/16 ADOPTED BUDGET	FY 2016/17 ADOPTED BUDGET	BUDGET VARIANCE
05 EMERGENCY COMMUNICATIONS				
360 MISCELLANEOUS REVENUES				
369930 REIMBURSEMENTS		(75,000)		75,000
360 MISCELLANEOUS REVENUES Total		(75,000)		75,000
510 PERSONNEL SERVICES				
510120 REGULAR SALARIES AND WAGES	1,055,467	1,124,775	1,118,929	(5,846)
510125 PART-TIME PERSONNEL	39,638	122,210	37,990	(84,220)
510140 OVERTIME	400,189	300,000	300,000	-
510150 SPECIAL PAY	915			-
510210 SOCIAL SECURITY MATCHING	110,685	118,344	115,354	(2,990)
510220 RETIREMENT CONTRIBUTIONS	116,237	117,603	111,503	(6,100)
510230 HEALTH AND LIFE INSURANCE	270,646	312,028	342,859	30,831
510240 WORKERS COMPENSATION	1,598	2,475	4,071	1,596
510 PERSONNEL SERVICES Total	1,995,376	2,097,436	2,030,706	(66,729)
530 OPERATING EXPENDITURES				
530340 OTHER SERVICES		-	3,490	3,490
530401 TRAVEL - TRAINING RELATED	1,373	1,200	3,600	2,400
530410 COMMUNICATIONS	19			-
530510 OFFICE SUPPLIES	1,638	3,000	3,000	-
530520 OPERATING SUPPLIES	1,712	2,300	7,300	5,000
530521 EQUIPMENT \$1000-\$4999		4,000		(4,000)
530522 OPERATING SUPPLIES-TECHNOLOGY	71,570	97,230	85,828	(11,402)
530540 BOOKS, DUES PUBLICATIONS	161	4,831	4,831	-
530550 TRAINING	3,599	5,212	15,636	10,424
530 OPERATING EXPENDITURES Total	80,071	117,773	123,685	5,912
540 INTERNAL SERVICE CHARGES				
540101 INTERNAL CHARGES			93,568	93,568
540102 ADMIN FEE		89,725	165,782	76,057
540202 INTERNAL SER FEES-LEASED EQUIP		16,381	16,381	-
540101 INTERNAL CHARGES	78,702	148,084		(148,084)
540 INTERNAL SERVICE CHARGES Total	78,702	254,189	275,731	21,541
05 EMERGENCY COMMUNICATIONS Total	2,154,149	2,394,398	2,430,122	35,724

**SEMINOLE COUNTY GOVERNMENT
FY 2016/17 ADOPTED BUDGET DOCUMENT**

05 FIRE DEPT

EMS Performance Management

Program Message

The EMS Performance Management Program continues to coordinate the system-wide quality improvement program, improve the “standard of care” based on evidence-based medicine and supported by clinical outcome data, and partner with local hospitals to decrease mortality and morbidity to the citizens of Seminole County. This is accomplished through a continuous quality improvement (CQI) program that utilizes critical performance indicators established by the EMS Medical Director.

This Program adheres to state and federal requirements found in Chapters 396 and 401 of the Florida Statutes, Florida Administrative Code 64E and the Health Insurance Portability and Accountability Act (HIPAA).

05 FIRE DEPARTMENT

PROGRAM - ACCOUNT	FY 2014/15 ACTUALS	FY 2015/16 ADOPTED BUDGET	FY 2016/17 ADOPTED BUDGET	BUDGET VARIANCE
05 EMS PERFORMANCE MANAGEMENT				
530 OPERATING EXPENDITURES				
530310 PROFESSIONAL SERVICES	222,724	244,023	253,304	9,281
530401 TRAVEL - TRAINING RELATED		1,250	1,250	-
530460 REPAIRS AND MAINTENANCE	125	4,500	4,500	-
530490 OTHER CHARGES/OBLIGATIONS	150	150	150	-
530510 OFFICE SUPPLIES		750	750	-
530520 OPERATING SUPPLIES	2,261	500	500	-
530540 BOOKS, DUES PUBLICATIONS		325	325	-
530 OPERATING EXPENDITURES Total	225,260	251,498	260,779	9,281
540 INTERNAL SERVICE CHARGES				
540101 INTERNAL CHARGES			6,296	6,296
540102 ADMIN FEE		7,281	2,350	(4,931)
540202 INTERNAL SER FEES-LEASED EQUIP		404	404	-
540101 INTERNAL CHARGES	4,578	12,109		(12,109)
540 INTERNAL SERVICE CHARGES Total	4,578	19,794	9,050	(10,745)
05 EMS PERFORMANCE MANAGEMENT Total	229,837	271,292	269,829	(1,464)

**SEMINOLE COUNTY GOVERNMENT
FY 2016/17 ADOPTED BUDGET DOCUMENT**

05 FIRE DEPT

EMS/Fire/Rescue

Program Message

The Seminole County EMS/Fire/Rescue Division, commonly known as the Seminole County Fire Department (SCFD), was established in 1974. The SCFD was created to serve unincorporated Seminole County. Today, we also provide contracted emergency services for the cities of Altamonte Spring, Casselberry, and Winter Springs. The SCFD operates 19 fire stations strategically located throughout Seminole County, (1) one jointly operated with Orange County in the area of UCF, and a Fire Training Center capable of delivering National Fire Academy and State and local level courses.

05 FIRE DEPARTMENT

PROGRAM - ACCOUNT	FY 2014/15 ACTUALS	FY 2015/16 ADOPTED BUDGET	FY 2016/17 ADOPTED BUDGET	BUDGET VARIANCE
05 EMS/FIRE/RESCUE				
320 PERMITS FEES & SPECIAL ASSMTS				
324130 - WINTER SPRINGS FIRE IMPACT FEES	(317,229)			-
320 PERMITS FEES & SPECIAL ASSMTS Total	(317,229)			-
330 INTERGOVERNMENTAL REVENUE				
331230 EMPG GRANT	(27,618)	-		-
334200 EMS TRUST FUND GRANT	(256,428)	-		-
335210 FIREFIGHTERS SUPPLEMENT		(110,000)		110,000
330 INTERGOVERNMENTAL REVENUE Total	(284,045)	(110,000)		110,000
340 CHARGES FOR SERVICES				
342610 AMBULANCE TRANSPORT FEES		(5,200,000)		5,200,000
342630 FIRE INSPECTION FEES		(5,000)		5,000
342930 TRAINING CENTER FEE		(100,000)		100,000
340 CHARGES FOR SERVICES Total		(5,305,000)		5,305,000
360 MISCELLANEOUS REVENUES				
366100 CONTRIBUTIONS & DONATIONS	(940)			-
369900 MISCELLANEOUS-OTHER		(75,000)		75,000
360 MISCELLANEOUS REVENUES Total	(940)	(75,000)		75,000
399 FUND BALANCE				
399999 BEGINNING FUND BALANCE		(4,797)	(1,714,845)	(1,710,048)
399 FUND BALANCE Total		(4,797)	(1,714,845)	(1,710,048)
510 PERSONNEL SERVICES				
510120 REGULAR SALARIES AND WAGES	20,417,125	22,364,549	23,902,046	1,537,497
510140 OVERTIME	4,327,276	3,549,640	3,493,816	(55,824)
510150 SPECIAL PAY	107,185	106,600		(106,600)
510190 HOLIDAY PAY		792,792	1,085,676	292,884
510210 SOCIAL SECURITY MATCHING	1,822,437	1,910,892	2,095,784	184,892
510220 RETIREMENT CONTRIBUTIONS	4,822,286	5,411,323	5,900,125	488,802
510230 HEALTH AND LIFE INSURANCE	4,422,649	4,821,476	5,113,364	291,888
510240 WORKERS COMPENSATION	832,238	1,430,451	1,508,833	78,382
510 PERSONNEL SERVICES Total	36,751,195	40,387,723	43,099,644	2,711,921
530 OPERATING EXPENDITURES				
530310 PROFESSIONAL SERVICES	211,239	268,930	339,830	70,900
530340 OTHER SERVICES	282,927	328,245	322,763	(5,482)
530400 TRAVEL AND PER DIEM	799	5,500	5,500	-
530401 TRAVEL - TRAINING RELATED	7,872	36,200	36,200	-
530410 COMMUNICATIONS	4,243	4,932	4,932	-
530420 TRANSPORTATION	896	100	100	-
530430 UTILITIES - ELECTRICITY	214,486	260,000	230,000	(30,000)
530439 UTILITIES - OTHER	84,254	104,108	104,108	-
530440 RENTAL AND LEASES	5,039	6,440	6,440	-
530460 REPAIRS AND MAINTENANCE	246,742	290,860	346,362	55,502
530480 PROMOTIONAL ACTIVITIES			5,000	5,000
530490 OTHER CHARGES/OBLIGATIONS	31,903	38,700	44,585	5,885

05 FIRE DEPARTMENT

PROGRAM - ACCOUNT	FY 2014/15 ACTUALS	FY 2015/16 ADOPTED BUDGET	FY 2016/17 ADOPTED BUDGET	BUDGET VARIANCE
530510 OFFICE SUPPLIES	17,175	20,000	20,000	-
530520 OPERATING SUPPLIES	776,689	821,822	1,406,052	584,230
530521 EQUIPMENT \$1000-\$4999	193,581	190,100	141,133	(48,967)
530522 OPERATING SUPPLIES-TECHNOLOGY	206,917	126,480	113,284	(13,196)
530529 OPERATING SUPPLIES-OTHER	476,140	601,000	647,763	46,763
530540 BOOKS, DUES PUBLICATIONS	2,716	23,575	20,575	(3,000)
530550 TRAINING	141,344	152,800	161,800	9,000
530560 GAS/OIL/LUBE	143,371	210,000	175,000	(35,000)
530 OPERATING EXPENDITURES Total	3,048,333	3,489,792	4,131,427	641,635
540 INTERNAL SERVICE CHARGES				
540101 INTERNAL CHARGES			3,177,514	3,177,514
540102 ADMIN FEE	2,165,563	1,752,843	2,202,500	449,657
540201 INSURANCE	386,472	266,368	266,368	-
540202 INTERNAL SER FEES-LEASED EQUIP		93,957	93,957	-
540101 INTERNAL CHARGES	2,603,470	3,053,853		(3,053,853)
540 INTERNAL SERVICE CHARGES Total	5,155,505	5,167,021	5,740,340	573,318
560 CAPITAL OUTLAY				
560620 BUILDINGS	13,400	65,000		(65,000)
560630 IMPROVEMENTS OTH THAN BLD	15,421	-		-
560640 EQUIPMENT		275,000		(275,000)
560642 EQUIPMENT >\$4999	5,505,013	3,610,589	4,052,350	441,761
560646 CAPITAL SOFTWARE>\$4,999	145,000	40,200		(40,200)
560650 CONSTRUCTION IN PROGRESS	67,678	122,000	3,369,917	3,247,917
560 CAPITAL OUTLAY Total	5,746,511	4,112,789	7,422,267	3,309,478
580 GRANTS & AIDS				
580811 AID TO GOVERNMENTAL AGENCIES	245,108	281,978	373,739	91,761
580833 OTHER GRANTS & AIDS/INDIVIDUAL	2,789	4,797		(4,797)
580 GRANTS & AIDS Total	247,897	286,775	373,739	86,964
599 RESERVES				
599994 RESERVE FOR CAPITAL IMPRV		-	1,714,845	1,714,845
599 RESERVES Total		-	1,714,845	1,714,845
05 EMS/FIRE/RESCUE Total	50,347,227	47,949,303	60,767,417	12,818,114

05 FIRE DEPARTMENT

PROGRAM - ACCOUNT	FY 2014/15 ACTUALS	FY 2015/16 ADOPTED BUDGET	FY 2016/17 ADOPTED BUDGET	BUDGET VARIANCE
05 CASSELBERRY EMS/FIRE				
330 INTERGOVERNMENTAL REVENUE				
335210 FIREFIGHTERS SUPPLEMENT		(10,000)		10,000
330 INTERGOVERNMENTAL REVENUE Total		(10,000)		10,000
340 CHARGES FOR SERVICES				
342610 AMBULANCE TRANSPORT FEES		(900,000)		900,000
342210 FIRE/EMS SERVICES		(1,377,025)		1,377,025
340 CHARGES FOR SERVICES Total		(2,277,025)		2,277,025
360 MISCELLANEOUS REVENUES				
369900 MISCELLANEOUS-OTHER		(7,500)		7,500
360 MISCELLANEOUS REVENUES Total		(7,500)		7,500
510 PERSONNEL SERVICES				
510120 REGULAR SALARIES AND WAGES	-	2,221,241	1,904,813	(316,428)
510125 PART-TIME PERSONNEL			26,900	26,900
510140 OVERTIME		454,500	252,500	(202,000)
510150 SPECIAL PAY			600	600
510210 SOCIAL SECURITY MATCHING	-	204,694	167,092	(37,602)
510220 RETIREMENT CONTRIBUTIONS	-	507,237	478,957	(28,280)
510230 HEALTH AND LIFE INSURANCE	-	541,225	461,787	(79,438)
510240 WORKERS COMPENSATION		164,826	121,813	(43,013)
510 PERSONNEL SERVICES Total	-	4,093,723	3,414,462	(679,261)
530 OPERATING EXPENDITURES				
530310 PROFESSIONAL SERVICES		16,796	25,200	8,404
530340 OTHER SERVICES		15,000	18,307	3,307
530430 UTILITIES - ELECTRICITY		30,000	30,000	-
530439 UTILITIES - OTHER		6,124	22,000	15,876
530460 REPAIRS AND MAINTENANCE		30,000	33,033	3,033
530490 OTHER CHARGES/OBLIGATIONS		1	2,080	2,079
530499 CHARGES/OBLIGATIONS-CONTINGENC		10,000		(10,000)
530510 OFFICE SUPPLIES		1,000	500	(500)
530520 OPERATING SUPPLIES		79,994	30,667	(49,327)
530521 EQUIPMENT \$1000-\$4999			26,667	26,667
530522 OPERATING SUPPLIES-TECHNOLOGY		20,048	3,806	(16,242)
530529 OPERATING SUPPLIES-OTHER		39,491	68,551	29,060
530560 GAS/OIL/LUBE		24,705	21,000	(3,705)
530 OPERATING EXPENDITURES Total		273,159	281,811	8,652
540 INTERNAL SERVICE CHARGES				
540101 INTERNAL CHARGES			213,465	213,465
540102 ADMIN FEE		175,944	173,368	(2,576)
540201 INSURANCE		22,238	22,238	-
540101 INTERNAL CHARGES		297,700		(297,700)
540 INTERNAL SERVICE CHARGES Total		495,882	409,071	(86,810)
05 CASSELBERRY EMS/FIRE Total	-	2,568,239	4,105,344	1,537,106

**SEMINOLE COUNTY GOVERNMENT
FY 2016/17 ADOPTED BUDGET DOCUMENT**

05 FIRE DEPT

Fire Business Office

05 FIRE DEPARTMENT

PROGRAM - ACCOUNT	FY 2014/15 ACTUALS	FY 2015/16 ADOPTED BUDGET	FY 2016/17 ADOPTED BUDGET	BUDGET VARIANCE
05 FIRE BUSINESS OFFICE				
510 PERSONNEL SERVICES				
510120 REGULAR SALARIES AND WAGES	267,418	126,558	54,613	(71,945)
510150 SPECIAL PAY	500			-
510210 SOCIAL SECURITY MATCHING	18,595	9,682	4,362	(5,320)
510220 RETIREMENT CONTRIBUTIONS	35,399	9,188	12,869	3,681
510230 HEALTH AND LIFE INSURANCE	33,767	21,824	13,500	(8,324)
510240 WORKERS COMPENSATION	7,850	3,444	3,239	(205)
510 PERSONNEL SERVICES Total	363,529	170,696	88,583	(82,113)
530 OPERATING EXPENDITURES				
530400 TRAVEL AND PER DIEM	92			-
530401 TRAVEL - TRAINING RELATED		1,200		(1,200)
530410 COMMUNICATIONS	634			-
530490 OTHER CHARGES/OBLIGATIONS	7,383	7,653		(7,653)
530510 OFFICE SUPPLIES	81	750		(750)
530520 OPERATING SUPPLIES	123	750		(750)
530540 BOOKS, DUES PUBLICATIONS	325	1,300		(1,300)
530550 TRAINING		1,200		(1,200)
530 OPERATING EXPENDITURES Total	8,637	12,853		(12,853)
540 INTERNAL SERVICE CHARGES				
540101 INTERNAL CHARGES			34,620	34,620
540102 ADMIN FEE		7,438	13,403	5,965
540201 INSURANCE	58	67	67	-
540202 INTERNAL SER FEES-LEASED EQUIP		6,345	6,345	-
540101 INTERNAL CHARGES	43,049	67,701		(67,701)
540 INTERNAL SERVICE CHARGES Total	43,107	81,550	54,434	(27,116)
05 FIRE BUSINESS OFFICE Total	415,273	265,099	143,017	(122,082)

**SEMINOLE COUNTY GOVERNMENT
FY 2016/17 ADOPTED BUDGET DOCUMENT**

05 FIRE DEPT

Fire Prevention Bureau

Program Message

The Seminole County Fire Prevention Bureau is responsible for the enforcement of the Florida Fire Prevention Code, as well as local laws and ordinances as adopted by both the State of Florida and Seminole County. The first aim of the Fire Prevention Bureau is to provide the prevention services necessary to establish a reasonable level of fire and life safety and property protection from the hazards created by fire, explosion, and other dangerous conditions. The second aim is to provide investigation services necessary to establish safe and systematic investigation or analysis of fire incidents. The purpose of the investigation is to learn from the incident so that future fire incidents can be avoided or their impacts lessened.

05 FIRE DEPARTMENT

PROGRAM - ACCOUNT	FY 2014/15 ACTUALS	FY 2015/16 ADOPTED BUDGET	FY 2016/17 ADOPTED BUDGET	BUDGET VARIANCE
05 FIRE PREVENTION BUREAU				
340 CHARGES FOR SERVICES				
342600 PUBLIC SAFETY - FIRE PERMITS		(90,000)		90,000
342605 FIRE PERMITS-WS		(15,000)		15,000
340 CHARGES FOR SERVICES Total		(105,000)		105,000
510 PERSONNEL SERVICES				
510120 REGULAR SALARIES AND WAGES	370,043	370,418	501,871	131,454
510140 OVERTIME	11,356	27,928	27,928	-
510150 SPECIAL PAY	1,205	1,200		(1,200)
510210 SOCIAL SECURITY MATCHING	27,766	30,473	40,530	10,057
510220 RETIREMENT CONTRIBUTIONS	42,970	41,113	81,676	40,563
510230 HEALTH AND LIFE INSURANCE	67,694	77,472	111,393	33,921
510240 WORKERS COMPENSATION	8,333	11,279	20,950	9,671
510 PERSONNEL SERVICES Total	529,367	559,882	784,348	224,466
530 OPERATING EXPENDITURES				
530400 TRAVEL AND PER DIEM		800	800	-
530401 TRAVEL - TRAINING RELATED	878	5,020	5,020	-
530490 OTHER CHARGES/OBLIGATIONS		60	120	60
530510 OFFICE SUPPLIES	86	875	875	-
530520 OPERATING SUPPLIES	1,903	7,740	7,740	-
530522 OPERATING SUPPLIES-TECHNOLOGY		10,024		(10,024)
530540 BOOKS, DUES PUBLICATIONS	7,157	10,865	10,185	(680)
530550 TRAINING	2,923	6,255	6,255	-
530 OPERATING EXPENDITURES Total	12,947	41,639	30,995	(10,644)
540 INTERNAL SERVICE CHARGES				
540101 INTERNAL CHARGES			26,003	26,003
540102 ADMIN FEE		23,901	44,583	20,682
540202 INTERNAL SER FEES-LEASED EQUIP		3,172	3,172	-
540101 INTERNAL CHARGES	21,880	25,591		(25,591)
540 INTERNAL SERVICE CHARGES Total	21,880	52,665	73,758	21,093
05 FIRE PREVENTION BUREAU Total	564,194	549,186	889,101	339,915



**SEMINOLE COUNTY GOVERNMENT
FY 2016/17 ADOPTED BUDGET DOCUMENT**

06 COMMUNITY SERVICES DEPT

**CHILD MENTAL HEALTH INITIATIVE
COMMUNITY DEVELOPMENT GRANTS
COMMUNITY SERVICES BUSINESS OFFICE
COUNTY HEALTH DEPARTMENT
COUNTY LOW INCOME ASSISTANCE
GRANT LOW INCOME ASSISTANCE
MANDATED SERVICES - COMMUNITY
VETERANS' SERVICES**

**SEMINOLE COUNTY GOVERNMENT
FY 2016/17 ADOPTED BUDGET DOCUMENT**

06 COMMUNITY SERVICES DEPT

Department Message

The Community Services Department provides oversight and ensures compliance with several local, state and federal governmental contracts and grant regulations. The Department acts as a liaison for the county on activities and issues that involve community development and social services as well as local mandated services such as public health, indigent care and child protection. The Department establishes and maintains working relationships with public officials, School Board, law enforcement, State and local District offices, Social Services, Florida Department of Children and Families, Florida Department of Economic Opportunity, US Department of Housing and Urban Development (HUD) and numerous community committees and public interest groups and serves as both a representative for the county and a liaison with the Board of County Commissioners and these diverse groups.

The Community Services Department includes the following active programs and services provided by three (3) teams (Administration (Director's) Office, Compliance, and Homeless Advocacy) and two (2) Divisions (Community Assistance and Community Development):

06 COMMUNITY SERVICES DEPARTMENT

FUND - PROGRAM	FY 2014/15 ACTUALS	FY 2015/16 ADOPTED BUDGET	FY 2016/17 ADOPTED BUDGET	BUDGET VARIANCE
01 GENERAL FUNDS				
06 COMMUNITY SVCS BUSINESS OFFICE	591,892	678,034	891,555	213,521
06 COUNTY HEALTH DEPARTMENT	1,060,031	1,274,383	1,316,281	41,898
06 COUNTY LOW INCOME ASSISTANCE	2,131,204	2,285,160	2,747,972	462,812
06 MANDATED SERVICES - COMMUNITY	5,662,340	5,948,331	6,032,373	84,042
06 VETERANS' SERVICES	178,678	159,966	215,412	55,446
01 GENERAL FUNDS Total	9,624,145	10,345,873	11,203,592	857,719
04 SPECIAL REVENUE FUNDS				
06 CHILD MENTAL HEALTH INITIATIVE	2,197,143	1,000,000		(1,000,000)
06 COMMUNITY DEVELOPMENT GRANTS	4,775,187	4,885,693	5,231,361	345,668
06 GRANT LOW INCOME ASSISTANCE	743,474	800,497	521,222	(279,275)
04 SPECIAL REVENUE FUNDS Total	7,715,804	6,686,190	5,752,583	(933,607)
Grand Total	17,339,949	17,032,063	16,956,175	(75,888)

**SEMINOLE COUNTY GOVERNMENT
FY 2016/17 ADOPTED BUDGET DOCUMENT**

06 COMMUNITY SERVICES DEPT

Child Mental Health Initiative

Program Message

Grant funded program which connects Families and Communities Together in Seminole as provided in Section 561 of the Public Health Service Act. The program is funded by a grant from Substance Abuse and Mental Health Services Administration (SAMHSA).

06 COMMUNITY SERVICES DEPARTMENT

PROGRAM - ACCOUNT	FY 2014/15 ACTUALS	FY 2015/16 ADOPTED BUDGET	FY 2016/17 ADOPTED BUDGET	BUDGET VARIANCE
06 CHILD MENTAL HEALTH INITIATIVE				
330 INTERGOVERNMENTAL REVENUE				
331692 CHILD MENTAL HEALTH INITIATIVE	(2,197,143)	(1,000,000)		1,000,000
330 INTERGOVERNMENTAL REVENUE Total	(2,197,143)	(1,000,000)		1,000,000
530 OPERATING EXPENDITURES				
530400 TRAVEL AND PER DIEM	26,694	30,000		(30,000)
530 OPERATING EXPENDITURES Total	26,694	30,000		(30,000)
580 GRANTS & AIDS				
580821 AID TO PRIVATE ORGANIZATIONS	2,170,449	970,000		(970,000)
580 GRANTS & AIDS Total	2,170,449	970,000		(970,000)
06 CHILD MENTAL HEALTH INITIATIVE Total	(0)	-		-

**SEMINOLE COUNTY GOVERNMENT
FY 2016/17 ADOPTED BUDGET DOCUMENT**

06 COMMUNITY SERVICES DEPT

Community Development Grants

Program Message

The Community Development Division aims at improving the living conditions of County residents through infrastructure improvements, public services, housing activities, homeless services and economic development. Seminole County receives Federal and State grant funding through a number of programs funded by the U.S. Department of Housing and Urban Development (HUD) and the Florida Housing Finance Corporation (FHFC). These funding programs are: Community Development Block Grant (CDBG), Emergency Solutions Grants (ESG), Home Investment Partnerships Program (HOME), Neighborhood Stabilization Programs (NSP) 1 and 3, and State Housing Initiatives Partnership (SHIP).

Through these funding sources, the Community Development Division carries out the following activities:

Capital Improvements: This program provides funds for paving and drainage, sewer and water line improvements, construction of sidewalks, limited park improvements, construction and/or improvements to community facilities.

Affordable Housing Development: This program provides funds for site acquisition, infrastructure, and housing development of owner occupied units.

Rental Housing Development: This program provides funds for site acquisition and rehabilitation of affordable multi-family rental housing.

Immediate Needs Program: This program provides funds for immediate repairs and/ or alterations to protect the health, safety, and welfare of the household or to affect the immediate livability of the home. The four (4) trades in which assistance can be provided are roofing, electrical, plumbing, and HVAC (heating and cooling systems). In addition, funds may be provided to persons with disabilities who need modifications to increase accessibility and eliminate hazardous

Housing Rehabilitation/Reconstruction: This program provides funds for extensive home rehabilitation of owner occupied housing. In some instances, it is more cost effective to demolish and reconstruct the housing unit than to rehabilitate it.

Purchase Assistance: This program provides up to \$50,000 to eligible first time homebuyers to cover down payment, closing cost, pre-paid/reserves and, in some instances, mortgage reduction.

Clearance/Demolition: This program provides funds for demolition of vacant and dilapidated structures in lower income neighborhoods.

**SEMINOLE COUNTY GOVERNMENT
FY 2016/17 ADOPTED BUDGET DOCUMENT**

06 COMMUNITY SERVICES DEPT

Community Development Grants (CONT.)

Program Message

Public Facilities and Improvements: This program provides funds to acquire, construct, rehabilitate, and/or install public facilities (examples: sewer projects, sidewalks, flood drainage facilities, solid waste, parks and recreation, street paving) and for the acquisition, construction, and/or rehabilitation of community facilities (examples: food banks, senior centers, community centers).

Public Services: This program provides funds for child care, services for the homeless, rent assistance, and housing counseling.

Rental Assistance: This program provides funds for rental assistance similar to the Section 8 program to special needs populations. Households are required to make a monthly contribution.

Housing relocation and stabilization services: This program provides funds to move homeless people quickly to permanent housing by helping defer rental application fees, security deposits, monthly rents, and utility deposits. Housing stability case management is available.

Micro Enterprise Program: This program provides funding and assistance to local business to create jobs.

Neighborhood Stabilization Program: The Neighborhood Stabilization Program was established for the purpose of stabilizing neighborhoods suffering from foreclosures, short sales and abandonment. Seminole County is implementing two strategies for the use of NSP funds, including property acquisition and rehabilitation for resale to income eligible home buyers, and rental acquisition and rehabilitation to support the need for affordable rental housing stock.

City of Sanford Community Development Block Grant (CDBG) Program: The Community Development Team manages Sanford's CDBG Program, which provides services that principally benefit low-income persons and households and to develop viable urban communities. The highest priorities for the program are:

- Affordable Ownership housing
- Supportive services
- Housing Rehabilitation
- Water/Sewer Improvements

Vacant Lots Program: The County transfers certain County-owned vacant lots to eligible non-profit organizations, via a loan, for the development of affordable housing.

06 COMMUNITY SERVICES DEPARTMENT

PROGRAM - ACCOUNT	FY 2014/15 ACTUALS	FY 2015/16 ADOPTED BUDGET	FY 2016/17 ADOPTED BUDGET	BUDGET VARIANCE
06 COMMUNITY DEVELOPMENT GRANTS				
330 INTERGOVERNMENTAL REVENUE				
331540 COMMUNITY DEVELOPMNT BLK GT	(1,811,945)	(2,022,138)	(2,069,433)	(47,295)
331550 EMERGENCY SHELTER GRANT	(157,836)	(151,092)	(151,092)	-
331570 NEIGHBORHOOD STABILIZATION	(294,470)	(56,345)	(31,402)	24,943
331590 HOME PROGRAM CF	(1,249,749)	(480,339)	(497,897)	(17,558)
335520 SHIP PROGRAM REVENUE	(709,438)	(2,174,579)	(2,481,537)	(306,958)
330 INTERGOVERNMENTAL REVENUE Total	(4,223,437)	(4,884,493)	(5,231,361)	(346,868)
360 MISCELLANEOUS REVENUES				
361100 INTEREST ON INVESTMENTS	(7,595)			-
361120 SHIP MORTGAGE INTEREST	(298)			-
369120 SHIP MORTGAGE PRINCIPAL	(407,572)			-
369900 MISCELLANEOUS-OTHER	(1,010)	-		-
369950 NSP RESALES/PROGRAM INCOME	(123,919)	-		-
369955 NON-CASH NSP PROGRAM INCOME	(11,355)	-		-
360 MISCELLANEOUS REVENUES Total	(551,750)	-		-
510 PERSONNEL SERVICES				
510120 REGULAR SALARIES AND WAGES	211,423	128,269	85,925	(42,344)
510150 SPECIAL PAY	2,695	1,200		(1,200)
510210 SOCIAL SECURITY MATCHING	16,819	9,812	6,572	(3,240)
510220 RETIREMENT CONTRIBUTIONS	15,773	9,312	6,462	(2,850)
510230 HEALTH AND LIFE INSURANCE	19,882	17,084	20,688	3,604
510240 WORKERS COMPENSATION	1,841	884	231	(653)
510 PERSONNEL SERVICES Total	268,433	166,561	119,878	(46,683)
530 OPERATING EXPENDITURES				
530340 OTHER SERVICES	27,318	6,500	6,400	(100)
530400 TRAVEL AND PER DIEM	1,750	5,479	3,000	(2,479)
530401 TRAVEL - TRAINING RELATED	4,020	5,500	3,650	(1,850)
530420 TRANSPORTATION	547	1,500	350	(1,150)
530440 RENTAL AND LEASES	47,469	38,413	52,456	14,043
530490 OTHER CHARGES/OBLIGATIONS	50,993	45,710	217,731	172,021
530499 CHARGES/OBLIGATIONS-CONTINGENC	-	96,361		(96,361)
530510 OFFICE SUPPLIES	2,972	3,400	4,784	1,384
530520 OPERATING SUPPLIES	2,509	2,600	3,100	500
530522 OPERATING SUPPLIES-TECHNOLOGY			75	75
530540 BOOKS, DUES PUBLICATIONS	6,171	5,150	7,300	2,150
530550 TRAINING	5,931	8,000	6,500	(1,500)
530 OPERATING EXPENDITURES Total	149,679	218,613	305,346	86,733
540 INTERNAL SERVICE CHARGES				
540101 INTERNAL CHARGES	196,473	417,453		(417,453)
540104 COUNTY LABOR GRANT			357,000	357,000
540 INTERNAL SERVICE CHARGES Total	196,473	417,453	357,000	(60,453)
560 CAPITAL OUTLAY				
560650 CONSTRUCTION IN PROGRESS			90,000	90,000
560 CAPITAL OUTLAY Total			90,000	90,000

06 COMMUNITY SERVICES DEPARTMENT

PROGRAM - ACCOUNT	FY 2014/15 ACTUALS	FY 2015/16 ADOPTED BUDGET	FY 2016/17 ADOPTED BUDGET	BUDGET VARIANCE
580 GRANTS & AIDS				
580811 AID TO GOVERNMENTAL AGENCIES	6,482	-	-	-
580821 AID TO PRIVATE ORGANIZATIONS	1,419,760	658,504	625,677	(32,827)
580833 OTHER GRANTS & AIDS/INDIVIDUAL	2,723,006	3,424,562	3,733,460	308,898
580834 NON-CASH NSPDPA	11,355	-	-	-
580 GRANTS & AIDS Total	4,160,603	4,083,066	4,359,137	276,071
06 COMMUNITY DEVELOPMENT GRANTS Total	(0)	1,200	-	(1,200)

SEMINOLE COUNTY GOVERNMENT
FY 2016/17 ADOPTED BUDGET DOCUMENT

06 COMMUNITY SERVICES DEPT

Community Services Business Office

Program Message

Administration and/or the Director's Office: Administration and/or the Director's Office directs, plans, coordinates and implements the day to day activities and personnel of the Community Services Department which includes overseeing the implementation of affordable housing and community development projects, human/social services and financial assistance program, and Veterans services.

Business Office: The Business Office provides managerial, fiscal, and compliance support for grants and mandated programs such as: county health department, mandated services-community services and substance and drug abuse. Financial services include: oversight and stewardship, grant administration, accurate and timely reporting, and budgeting.

Compliance Office: The Compliance Office reviews external and internal agency files and supporting documentation to detect any real or incipient violations of regulatory or contractual requirements. It then works with those agencies to correct any deficiencies and work toward full compliance. The Compliance Office also reviews subrecipient and other agreements to ensure regulatory compliance, and offers opinions and guidance in regulatory and contractual interpretation.

Homeless Advocacy Office: The Homeless Advocacy Office is a new addition to the Community Services Department. The purpose of this team is to implement and reduce homelessness in Seminole County by coordinating resources, implementing strategies and providing ongoing support to the various partners and sectors addressing homelessness in Seminole County.

06 COMMUNITY SERVICES DEPARTMENT

PROGRAM - ACCOUNT	FY 2014/15 ACTUALS	FY 2015/16 ADOPTED BUDGET	FY 2016/17 ADOPTED BUDGET	BUDGET VARIANCE
06 COMMUNITY SVCS BUSINESS OFFICE				
510 PERSONNEL SERVICES				
510120 REGULAR SALARIES AND WAGES	491,461	512,077	507,783	(4,294)
510150 SPECIAL PAY	2,700	2,700	2,700	-
510210 SOCIAL SECURITY MATCHING	37,041	39,174	40,557	1,383
510220 RETIREMENT CONTRIBUTIONS	51,913	53,252	57,869	4,617
510230 HEALTH AND LIFE INSURANCE	76,827	86,312	85,140	(1,172)
510240 WORKERS COMPENSATION	1,906	2,584	2,960	376
511000 CONTRA PERSONAL SERVICES	(111,954)	(129,531)	(120,000)	9,531
510 PERSONNEL SERVICES Total	549,894	566,568	577,009	10,441
530 OPERATING EXPENDITURES				
530400 TRAVEL AND PER DIEM	228	300	300	-
530401 TRAVEL - TRAINING RELATED	1,844	1,131	1,131	-
530420 TRANSPORTATION	163	300	300	-
530460 REPAIRS AND MAINTENANCE		100	100	-
530490 OTHER CHARGES/OBLIGATIONS	4,958	300	300	-
530510 OFFICE SUPPLIES	823	800	800	-
530520 OPERATING SUPPLIES	1,769	5,136	4,500	(636)
530540 BOOKS, DUES PUBLICATIONS		3,151	3,151	-
530550 TRAINING	366	1,500	1,500	-
530 OPERATING EXPENDITURES Total	10,150	12,718	12,082	(636)
540 INTERNAL SERVICE CHARGES				
540101 INTERNAL CHARGES			54,092	54,092
540102 ADMIN FEE		23,738	241,119	217,381
540201 INSURANCE	525	504	504	-
540202 INTERNAL SER FEES-LEASED EQUIP		6,748	6,748	-
540101 INTERNAL CHARGES	31,324	67,758		(67,758)
540 INTERNAL SERVICE CHARGES Total	31,849	98,748	302,464	203,716
06 COMMUNITY SVCS BUSINESS OFFICE Total	591,892	678,034	891,555	213,521

**SEMINOLE COUNTY GOVERNMENT
FY 2016/17 ADOPTED BUDGET DOCUMENT**

06 COMMUNITY SERVICES DEPT

County Health Department

Program Message

The Health Department provides outreach, clinical assessment, treatment and referral services to the residents of Seminole County. The Community Services Department monitors health status, focuses on community health resources to improve health outcomes, participates in emergency readiness and response issues and provides health education.

Additionally, the County Health Department provides the following services and mandated services:

- Clinical Health Services
- Inspections/Investigations
- Vital Statistics
- Support to the East Central Florida Health Planning Council
- Dental health
- Family Planning
- Maternity
- Healthy Start
- Hepatitis
- HIV/AIDS Services
- Immunizations
- Sexually Transmitted Diseases
- School Health
- Tuberculosis
- WIC
- Birth & Death Certificates
- Environmental Health
- Epidemiology
- Public Health Preparedness
- Special Needs Program
- Tobacco Prevention and Control Program

06 COMMUNITY SERVICES DEPARTMENT

PROGRAM - ACCOUNT	FY 2014/15 ACTUALS	FY 2015/16 ADOPTED BUDGET	FY 2016/17 ADOPTED BUDGET	BUDGET VARIANCE
06 COUNTY HEALTH DEPARTMENT				
530 OPERATING EXPENDITURES				
530340 OTHER SERVICES	924,761	1,077,970	1,077,970	-
530 OPERATING EXPENDITURES Total	924,761	1,077,970	1,077,970	-
540 INTERNAL SERVICE CHARGES				
540101 INTERNAL CHARGES			208,635	208,635
540102 ADMIN FEE		31,344	10,837	(20,507)
540201 INSURANCE	21,829	18,839	18,839	-
540101 INTERNAL CHARGES	113,441	146,230		(146,230)
540 INTERNAL SERVICE CHARGES Total	135,270	196,413	238,311	41,898
06 COUNTY HEALTH DEPARTMENT Total	1,060,031	1,274,383	1,316,281	41,898

**SEMINOLE COUNTY GOVERNMENT
FY 2016/17 ADOPTED BUDGET DOCUMENT**

06 COMMUNITY SERVICES DEPT

County Low Income Assistance

Program Message

The Low Income Assistance Program provides homelessness prevention financial assistance and resources to aid Seminole County residents who are experiencing a financial or medical unforeseen hardship. The program also serves low income residents working toward self-sufficiency. This program is inclusive of various services and funding sources. The services provided have a significant impact in helping individuals and families residing in Seminole County. These services consist primarily of: rent/mortgage, utility, childcare, medical, dental, and prescription assistance.

The Low Income Assistance Program also oversees the funding to countywide local non-profit agencies through Community Partnerships that provide assistance to low income, disadvantaged or disabled families and individuals. Additionally, this program oversees several State Mandated programs to include: burial/cremation; indigent medical care; child protection team medical examinations and procedures for children physically abused, abandoned, or neglected; Health Care Responsibility Act for uninsured Seminole County residents that have a medical emergency outside of Seminole County, but within the State of Florida; Medicaid billing which pays a portion of medical and nursing home expense for Seminole County residents.

06 COMMUNITY SERVICES DEPARTMENT

PROGRAM - ACCOUNT	FY 2014/15 ACTUALS	FY 2015/16 ADOPTED BUDGET	FY 2016/17 ADOPTED BUDGET	BUDGET VARIANCE
06 COUNTY LOW INCOME ASSISTANCE				
510 PERSONNEL SERVICES				
510120 REGULAR SALARIES AND WAGES	625,593	890,921	941,772	50,851
510150 SPECIAL PAY	1,205	5,700	2,700	(3,000)
510210 SOCIAL SECURITY MATCHING	46,256	68,155	75,220	7,065
510220 RETIREMENT CONTRIBUTIONS	52,570	73,185	78,404	5,219
510230 HEALTH AND LIFE INSURANCE	123,682	183,320	212,497	29,177
510240 WORKERS COMPENSATION	1,299	3,736	4,789	1,053
511000 CONTRA PERSONAL SERVICES	(84,519)	(202,356)	(240,000)	(37,644)
510 PERSONNEL SERVICES Total	766,086	1,022,662	1,075,382	52,720
530 OPERATING EXPENDITURES				
530400 TRAVEL AND PER DIEM	1,344			-
530401 TRAVEL - TRAINING RELATED		1,385	1,385	-
530420 TRANSPORTATION	77	200	200	-
530460 REPAIRS AND MAINTENANCE		100	100	-
530490 OTHER CHARGES/OBLIGATIONS	441			-
530510 OFFICE SUPPLIES	905	700	700	-
530520 OPERATING SUPPLIES	458	500	500	-
530540 BOOKS, DUES PUBLICATIONS	241			-
530550 TRAINING	151	741	741	-
530 OPERATING EXPENDITURES Total	3,616	3,626	3,626	-
540 INTERNAL SERVICE CHARGES				
540101 INTERNAL CHARGES			152,931	152,931
540102 ADMIN FEE		74,496	94,580	20,084
540201 INSURANCE	338	393	393	-
540202 INTERNAL SER FEES-LEASED EQUIP		7,210	7,210	-
540101 INTERNAL CHARGES	56,578	69,384		(69,384)
540 INTERNAL SERVICE CHARGES Total	56,916	151,482	255,114	103,631
580 GRANTS & AIDS				
580821 AID TO PRIVATE ORGANIZATIONS	813,233	679,040	985,500	306,460
580833 OTHER GRANTS & AIDS/INDIVIDUAL	491,353	428,350	428,350	-
580 GRANTS & AIDS Total	1,304,586	1,107,390	1,413,850	306,460
06 COUNTY LOW INCOME ASSISTANCE Total	2,131,204	2,285,160	2,747,972	462,812

**SEMINOLE COUNTY GOVERNMENT
FY 2016/17 ADOPTED BUDGET DOCUMENT**

06 COMMUNITY SERVICES DEPT

Grant Low Income Assistance

Program Message

The Grant Low Income Assistance Program, through state and federal governmental grants, provides services to improve the living conditions of low income residents through the provision of affordable permanent, rental and/or transitional housing, purchase assistance, rehabilitation or reconstruction, new home construction, foreclosure prevention, time limited rental assistance, demolition of slum and blight, infrastructure improvements and purchase and reoccupy foreclosed homes in targeted areas. These grants are Community Development Block Grants (CDBG) and Community Services Block Grant.

06 COMMUNITY SERVICES DEPARTMENT

PROGRAM - ACCOUNT	FY 2014/15 ACTUALS	FY 2015/16 ADOPTED BUDGET	FY 2016/17 ADOPTED BUDGET	BUDGET VARIANCE
06 GRANT LOW INCOME ASSISTANCE				
330 INTERGOVERNMENTAL REVENUE				
331500 SHELTER PLUS CARE AGREEMENT	(406,729)	(475,018)		475,018
331540 COMMUNITY DEVELOPMNT BLK GT	(60,000)	(50,000)		50,000
331550 EMERGENCY SHELTER GRANT			(479,291)	(479,291)
331690 FEDERAL GRANT HUMAN SERVICES	(276,744)	(275,479)	(41,931)	233,548
330 INTERGOVERNMENTAL REVENUE Total	(743,474)	(800,497)	(521,222)	279,275
510 PERSONNEL SERVICES				
510120 REGULAR SALARIES AND WAGES	63,502	79,747	80,607	860
510210 SOCIAL SECURITY MATCHING	4,780	6,100	6,166	66
510220 RETIREMENT CONTRIBUTIONS	4,602	5,790	6,061	271
510230 HEALTH AND LIFE INSURANCE	11,395	17,014	9,888	(7,126)
510240 WORKERS COMPENSATION	371	828	1,459	631
510 PERSONNEL SERVICES Total	84,649	109,478	104,181	(5,297)
530 OPERATING EXPENDITURES				
530340 OTHER SERVICES	695	38,100	6,267	(31,833)
530400 TRAVEL AND PER DIEM	609			-
530401 TRAVEL - TRAINING RELATED	1,525	950		(950)
530440 RENTAL AND LEASES	3,109	16,731	13,588	(3,143)
530490 OTHER CHARGES/OBLIGATIONS	4,088	11,623	7,889	(3,734)
530510 OFFICE SUPPLIES	384	1,800		(1,800)
530520 OPERATING SUPPLIES	2,888	4,050		(4,050)
530522 OPERATING SUPPLIES-TECHNOLOGY	6,742			-
530540 BOOKS, DUES PUBLICATIONS	2,125	1,500		(1,500)
530550 TRAINING	8,055	8,150		(8,150)
530 OPERATING EXPENDITURES Total	30,220	82,904	27,744	(55,160)
540 INTERNAL SERVICE CHARGES				
540101 INTERNAL CHARGES		20,801		(20,801)
540 INTERNAL SERVICE CHARGES Total		20,801		(20,801)
580 GRANTS & AIDS				
580821 AID TO PRIVATE ORGANIZATIONS	-	30,000		(30,000)
580833 OTHER GRANTS & AIDS/INDIVIDUAL	628,605	557,314	389,297	(168,017)
580 GRANTS & AIDS Total	628,605	587,314	389,297	(198,017)
06 GRANT LOW INCOME ASSISTANCE Total	-	-	-	0

**SEMINOLE COUNTY GOVERNMENT
FY 2016/17 ADOPTED BUDGET DOCUMENT**

06 COMMUNITY SERVICES DEPT

Mandated Services - Community

Program Message

These services are mandated by state statute and ensure services and support for indigent care.

These services are:

- Health Care Responsibility Act (HCRA)
- Medicaid
- Indigent Burial
- Mental Healthcare
- Central Florida Regional Hospital (County Hospitalization)
- Child Protection Team
- Medical Examiner

06 COMMUNITY SERVICES DEPARTMENT

PROGRAM - ACCOUNT	FY 2014/15 ACTUALS	FY 2015/16 ADOPTED BUDGET	FY 2016/17 ADOPTED BUDGET	BUDGET VARIANCE
06 MANDATED SERVICES - COMMUNITY				
530 OPERATING EXPENDITURES				
530310 PROFESSIONAL SERVICES	25,025	28,700	28,700	-
530340 OTHER SERVICES	873,800	891,000	1,016,000	125,000
530 OPERATING EXPENDITURES Total	898,825	919,700	1,044,700	125,000
540 INTERNAL SERVICE CHARGES				
540102 ADMIN FEE		166,856	57,898	(108,958)
540201 INSURANCE	378	363	363	-
540101 INTERNAL CHARGES	227			-
540 INTERNAL SERVICE CHARGES Total	605	167,219	58,261	(108,958)
580 GRANTS & AIDS				
580833 OTHER GRANTS & AIDS/INDIVIDUAL	4,762,911	4,861,412	4,929,412	68,000
580 GRANTS & AIDS Total	4,762,911	4,861,412	4,929,412	68,000
06 MANDATED SERVICES - COMMUNITY Total	5,662,340	5,948,331	6,032,373	84,042

**SEMINOLE COUNTY GOVERNMENT
FY 2016/17 ADOPTED BUDGET DOCUMENT**

06 COMMUNITY SERVICES DEPT

Veterans Services

Program Message

Provides assistance to veterans and their dependents with filing claims for Health Care benefits, Service Connected Disabilities benefits, Pensions, Education and Training benefits, Burial and Memorial benefits, Property Tax Exemption assistance and resources to aid veterans who are experiencing a financial hardship with transportation assistance – bus passes.

06 COMMUNITY SERVICES DEPARTMENT

PROGRAM - ACCOUNT	FY 2014/15 ACTUALS	FY 2015/16 ADOPTED BUDGET	FY 2016/17 ADOPTED BUDGET	BUDGET VARIANCE
06 VETERANS' SERVICES				
510 PERSONNEL SERVICES				
510120 REGULAR SALARIES AND WAGES	127,901	108,611	143,596	34,985
510150 SPECIAL PAY	940	1,200		(1,200)
510210 SOCIAL SECURITY MATCHING	9,283	8,309	11,469	3,160
510220 RETIREMENT CONTRIBUTIONS	9,280	7,885	11,274	3,389
510230 HEALTH AND LIFE INSURANCE	22,113	14,480	24,516	10,036
510240 WORKERS COMPENSATION	156	174	405	231
510 PERSONNEL SERVICES Total	169,673	140,659	191,260	50,601
530 OPERATING EXPENDITURES				
530401 TRAVEL - TRAINING RELATED	1,362	1,529	1,529	-
530420 TRANSPORTATION	162			-
530510 OFFICE SUPPLIES	246	371	371	-
530520 OPERATING SUPPLIES	355	350	350	-
530540 BOOKS, DUES PUBLICATIONS	80	200	200	-
530550 TRAINING	471	250	250	-
530 OPERATING EXPENDITURES Total	2,676	2,700	2,700	-
540 INTERNAL SERVICE CHARGES				
540101 INTERNAL CHARGES			5,542	5,542
540102 ADMIN FEE		5,821	14,499	8,678
540202 INTERNAL SER FEES-LEASED EQUIP		1,211	1,211	-
540101 INTERNAL CHARGES	6,329	9,375		(9,375)
540 INTERNAL SERVICE CHARGES Total	6,329	16,407	21,252	4,845
580 GRANTS & AIDS				
580833 OTHER GRANTS & AIDS/INDIVIDUAL		200	200	-
580 GRANTS & AIDS Total		200	200	-
06 VETERANS' SERVICES Total	178,678	159,966	215,412	55,446



**SEMINOLE COUNTY GOVERNMENT
FY 2016/17 ADOPTED BUDGET DOCUMENT**

07 PUBLIC WORKS DEPT

**CAPITAL PROJECTS DELIVERY
ENGINEERING PROFESSIONAL SUPPORT
FACILITIES
FLEET MANAGEMENT
LAND MANAGEMENT
MOSQUITO CONTROL
PUBLIC WORKS BUSINESS OFFICE
ROADS-STORMWATER R&M
TRAFFIC OPERATIONS
WATER QUALITY**

**SEMINOLE COUNTY GOVERNMENT
FY 2016/17 ADOPTED BUDGET DOCUMENT**

07 PUBLIC WORKS DEPT

Department Message

The Public Works Department provides a comprehensive program of services to manage and maintain the transportation and stormwater infrastructure of Seminole County.

The Public Works Department is comprised of the following 10 Programs:

1) Facilities - This program contains the following services which have the ultimate purpose of providing acquisition services, construction, and property management for various County facilities.

- Construction Management
- Lease/Property Management
- Building Maintenance and Repair (Emergency, Routine, and Preventive Maintenance)
- Pro-Active Maintenance/Planned Work Projects

2) Fleet Management - This program has the ultimate purpose of acquiring, repairing, maintaining, and disposing of County vehicles and equipment. The Fleet program also manages the distribution of fuel within the County.

3) Public Works Director's Office - This program contains the following services which have the ultimate purpose of providing day-to-day management and technical support for the Department's capital and maintenance programs that insure long-term sustainability and effective, efficient infrastructure systems for Seminole County citizens.

- Management Oversight, Personnel, Financial, Fiscal Support
- Customer Service / Issues Management

4) Roads-Stormwater Repair and Maintenance Program - This program contains the following services which have the ultimate purpose of maintaining existing roads and drainage systems.

- Routine maintenance of existing roads (Roads-Stormwater Division)
- Maintenance of public rights-of-way (tree trimming, mowing, guardrails, etc.)
- Maintenance of stormwater infrastructure, ditches and canals, and retention ponds
- Vertical and horizontal surveying controls (used to be in Engineering)
- Plat review/approval (used to be in Engineering)

5) Water Quality Program - This program contains the following federally mandated services which have the ultimate purpose of keeping the County's natural water bodies clean.

- Pollution prevention and reduction
- Pollution detection, tracking, forecasting and assessment
- Environmental impact and restoration assessments

**SEMINOLE COUNTY GOVERNMENT
FY 2016/17 ADOPTED BUDGET DOCUMENT**

07 PUBLIC WORKS DEPT

Department Message (CONT.)

- Watershed awareness, education, training, volunteer opportunities and projects
- Environmental regulatory compliance, intergov'l & interdept'l coord and assistance
- Waterbody restoration, enhancement, & maintenance
- Maintaining water quality, meteorologic and hydrologic systems

6) Mosquito Control Program - This program contains the following services which have the ultimate purpose of protecting the well-being of humans, domestic animals, and wildlife by minimizing the transmission of mosquito-borne diseases.

- Mosquito Abatement
- Public Outreach / Education

7) Engineering Professional Support Program - This program contains the following services which have the ultimate purpose of providing technical support to the general public as well as other County departments.

- Right-of-way research
- Utility permitting

8) Capital Projects Delivery Program - This program contains the following services which have the ultimate purpose of delivering capital projects (roadway, stormwater, subdivision rehabilitation, sidewalks and trails) that eliminate congestion, increase personal mobility, update aging infrastructure, minimize flooding and meet federally mandated water quality improvement requirements.

- Project Management
- Engineering Services
- Transportation concurrency and transportation impact fee reviews
- Construction Engineering Inspections (CEI)
- Pavement resurfacing and reconstruction program
- Pedestrian/vehicular bridge inspections and repair

9) Traffic Operations Program - This program contains the following services which have the ultimate purpose of managing traffic to ensure safety and efficiency of the transportation system:

- Traffic signal installation, maintenance, repair and timing
- Traffic sign installation, repair, maintenance and replacement
- Roadway striping and other markings
- Fiber and Advanced Traffic Management System (ATMS) installation, repair, maintenance and overall management
- Transportation studies and data processing

07 PUBLIC WORKS DEPARTMENT

FUND - PROGRAM	FY 2014/15 ACTUALS	FY 2015/16 ADOPTED BUDGET	FY 2016/17 ADOPTED BUDGET	BUDGET VARIANCE
01 GENERAL FUNDS				
07 CAPITAL PROJECTS DELIVERY	633,329	5,745		(5,745)
07 FACILITIES	6,002,953	5,460,550	5,583,991	123,442
07 FLEET MANAGEMENT	1,361,800	253,865	345,929	92,064
07 MOSQUITO CONTROL	542,726	614,375	822,559	208,184
07 ROADS-STORMWATER R&M		297,000	227,604	(69,396)
07 TRAFFIC OPERATIONS		140,000	175,204	35,204
07 WATER QUALITY	1,097,277	1,229,856	1,215,399	(14,457)
01 GENERAL FUNDS Total	9,638,085	8,001,390	8,370,686	369,296
02 TRANSPORTATION FUNDS				
07 CAPITAL PROJECTS DELIVERY	20,845,298	47,189,974	48,066,870	876,896
07 ENGINEERING PROF SUPPORT	1,147,469	254,112	142,403	(111,709)
07 FLEET MANAGEMENT	23,856			-
07 LAND MANAGEMENT			127,793	127,793
07 PUBLIC WORKS BUSINESS OFFICE	1,397,125	492,988	526,062	33,074
07 ROADS-STORMWATER R&M	9,261,895	10,737,494	10,920,534	183,040
07 TRAFFIC OPERATIONS	4,327,043	4,916,300	5,028,169	111,869
07 WATER QUALITY	42,692	-		-
02 TRANSPORTATION FUNDS Total	37,045,379	63,590,867	64,811,831	1,220,964
03 FIRE DISTRICT FUNDS				
07 FACILITIES			216,427	216,427
03 FIRE DISTRICT FUNDS Total			216,427	216,427
04 SPECIAL REVENUE FUNDS				
07 CAPITAL PROJECTS DELIVERY	4,042,974	5,941		(5,941)
07 MOSQUITO CONTROL	31,540	31,540	502,468	470,928
04 SPECIAL REVENUE FUNDS Total	4,074,514	37,481	502,468	464,987
06 CAPITAL FUNDS				
07 CAPITAL PROJECTS DELIVERY	849,629	39,279		(39,279)
06 CAPITAL FUNDS Total	849,629	39,279		(39,279)
07 ENTERPRISE FUNDS				
07 FACILITIES			101,006	101,006
07 ENTERPRISE FUNDS Total			101,006	101,006
Grand Total	51,607,606	71,669,018	74,002,418	2,333,400

**SEMINOLE COUNTY GOVERNMENT
FY 2016/17 ADOPTED BUDGET DOCUMENT**

07 PUBLIC WORKS DEPT

Capital Projects Delivery

Program Message

To design and construct all transportation, storm-water facilities , rail stations to facilitate SunRail and trail projects to standards that will ensure a safe and aesthetically pleasing transportation system to serve the citizens of Seminole County for many years to come.

This program contains the following service which has the ultimate purpose of assuring that public pedestrian and vehicular bridges are safe and structurally adequate:

- Pedestrian/vehicular bridge inspections and repair
- Road maintenance and resurfacing
- Trail maintenance and resurfacing

07 PUBLIC WORKS DEPARTMENT

PROGRAM - ACCOUNT	FY 2014/15 ACTUALS	FY 2015/16 ADOPTED BUDGET	FY 2016/17 ADOPTED BUDGET	BUDGET VARIANCE
07 CAPITAL PROJECTS DELIVERY				
330 INTERGOVERNMENTAL REVENUE				
331490 TRANS REV GRANT	(3,936,956)	-		-
334360 STORMWATER MANAGEMENT	(80,503)	-		-
334490 TRANSPORTATION REV GRANT	(1,154)	-		-
337900 LOCAL GRANTS & AIDS -LONG RG P	(262,998)	-		-
330 INTERGOVERNMENTAL REVENUE Total	(4,281,611)	-		-
360 MISCELLANEOUS REVENUES				
361100 INTEREST ON INVESTMENTS	(139)			-
366100 CONTRIBUTIONS & DONATIONS	(185,856)	-		-
366175 SEMINOLE COUNTY HEROES MEMORIA	(83,750)			-
369400 REIMBURSEMENTS	(234,400)			-
369930 REIMBURSEMENTS	(66,941)	-		-
360 MISCELLANEOUS REVENUES Total	(571,086)	-		-
510 PERSONNEL SERVICES				
510120 REGULAR SALARIES AND WAGES	1,328,289	1,684,796	1,860,396	175,600
510125 PART-TIME PERSONNEL	66,378	42,016		(42,016)
510150 SPECIAL PAY	4,770	4,500		(4,500)
510210 SOCIAL SECURITY MATCHING	103,054	132,101	143,320	11,219
510220 RETIREMENT CONTRIBUTIONS	120,028	138,863	145,738	6,875
510230 HEALTH AND LIFE INSURANCE	196,887	281,809	371,923	90,114
510240 WORKERS COMPENSATION	14,068	21,699	44,887	23,188
511000 CONTRA PERSONAL SERVICES	(1,833,474)	(2,507,460)		2,507,460
510 PERSONNEL SERVICES Total	-	(201,676)	2,566,264	2,767,940
530 OPERATING EXPENDITURES				
530310 PROFESSIONAL SERVICES	167,786	685,450	220,000	(465,450)
530340 OTHER SERVICES	261,981	252,000	102,000	(150,000)
530400 TRAVEL AND PER DIEM	2,104	3,550	3,500	(50)
530401 TRAVEL - TRAINING RELATED	662	378	378	-
530420 TRANSPORTATION		50	50	-
530430 UTILITIES - ELECTRICITY	-		100,000	100,000
530439 UTILITIES - OTHER			50,000	50,000
530440 RENTAL AND LEASES	300	300	300	-
530460 REPAIRS AND MAINTENANCE	5,786	2,895	1,220	(1,675)
530490 OTHER CHARGES/OBLIGATIONS	214,735	5,941		(5,941)
530510 OFFICE SUPPLIES	2,122	5,950	5,354	(596)
530520 OPERATING SUPPLIES	41,156	4,719	4,000	(719)
530521 EQUIPMENT \$1000-\$4999	3,618	-		-
530522 OPERATING SUPPLIES-TECHNOLOGY	325	20,311	18,918	(1,393)
530540 BOOKS, DUES PUBLICATIONS	3,774	5,431	6,387	956
530550 TRAINING	1,180	4,175	1,875	(2,300)
530 OPERATING EXPENDITURES Total	705,528	991,150	513,982	(477,168)

07 PUBLIC WORKS DEPARTMENT

PROGRAM - ACCOUNT	FY 2014/15 ACTUALS	FY 2015/16 ADOPTED BUDGET	FY 2016/17 ADOPTED BUDGET	BUDGET VARIANCE
540 INTERNAL SERVICE CHARGES				
540101 INTERNAL CHARGES			304,589	304,589
540102 ADMIN FEE	605,432	1,168,648	649,446	(519,202)
540103 OTHER CHRGS/ENGINEERING COST		3,178,256	4,066,657	888,401
540201 INSURANCE	7,555	6,094	6,094	-
540202 INTERNAL SER FEES-LEASED EQUIP		14,766	14,766	-
540101 INTERNAL CHARGES	112,904	269,090		(269,090)
540 INTERNAL SERVICE CHARGES Total	725,891	4,636,853	5,041,551	404,698
550 COST ALLOCATION (CONTRA)				
550101 CONTRA ACCOUNT ADMIN FEES GF	(635,500)	(318,388)	(3,500,000)	(3,181,612)
550 COST ALLOCATION (CONTRA) Total	(635,500)	(318,388)	(3,500,000)	(3,181,612)
560 CAPITAL OUTLAY				
560610 LAND	688,599	590,000	2,025,000	1,435,000
560630 IMPROVEMENTS OTH THAN BLD	6,214			-
560642 EQUIPMENT >\$4999			23,823	23,823
560650 CONSTRUCTION IN PROGRESS	7,866,259	22,572,500	36,880,000	14,307,500
560651 PROJECT MANAGEMENT	198,023	1,000,000		(1,000,000)
560652 CEI SERVICES	687,764	575,500	650,625	75,125
560670 ROADS	5,852,588	850,000		(850,000)
560680 CONSTRUCTION & DESIGN	1,303,295	3,745,000	3,865,625	120,625
560690 ENGINEERING COSTS	2,613,936			-
560699 PROJECT CONTINGENCY		900,000		(900,000)
560 CAPITAL OUTLAY Total	19,216,679	30,233,000	43,445,073	13,212,073
580 GRANTS & AIDS				
580811 AID TO GOVERNMENTAL AGENCIES	530,712	-		-
580812 AID TO	2,398,163	-		-
580813 AID TO GOVT AGENCIES-DESIGN	754,923	-		-
580814 AID TO GOVT AGENCIES-CONSTRUCT	2,309,712	11,900,000		(11,900,000)
580817 AID TO GOVT AGENCIES-CEI	365,123	-		-
580 GRANTS & AIDS Total	6,358,632	11,900,000		(11,900,000)
07 CAPITAL PROJECTS DELIVERY Total	21,518,532	47,240,939	48,066,870	825,931

**SEMINOLE COUNTY GOVERNMENT
FY 2016/17 ADOPTED BUDGET DOCUMENT**

07 PUBLIC WORKS DEPT

Engineering Professional Support

Program Message

Provide professional engineering support functions to the Department and County residents in the form of Transportation Asset Management, Right-of-way information, utility permitting within the county's right-of-way, technical support, asset management, transportation related GIS services, building permitting and development and review services.

07 PUBLIC WORKS DEPARTMENT

PROGRAM - ACCOUNT	FY 2014/15 ACTUALS	FY 2015/16 ADOPTED BUDGET	FY 2016/17 ADOPTED BUDGET	BUDGET VARIANCE
07 ENGINEERING PROF SUPPORT				
340 CHARGES FOR SERVICES				
342560 ENGINEERING	(310,318)			-
340 CHARGES FOR SERVICES Total	(310,318)			-
510 PERSONNEL SERVICES				
510120 REGULAR SALARIES AND WAGES	819,967	134,620	53,972	(80,648)
510140 OVERTIME	192			-
510150 SPECIAL PAY	339			-
510210 SOCIAL SECURITY MATCHING	61,079	10,298	4,129	(6,169)
510220 RETIREMENT CONTRIBUTIONS	60,545	9,773	4,059	(5,714)
510230 HEALTH AND LIFE INSURANCE	142,675	25,480	11,910	(13,570)
510240 WORKERS COMPENSATION	7,782	1,835	1,315	(520)
510 PERSONNEL SERVICES Total	1,092,578	182,007	75,385	(106,622)
530 OPERATING EXPENDITURES				
530310 PROFESSIONAL SERVICES	500			-
530400 TRAVEL AND PER DIEM	48			-
530401 TRAVEL - TRAINING RELATED	45	300	150	(150)
530460 REPAIRS AND MAINTENANCE	1,812			-
530470 PRINTING AND BINDING	275		320	320
530510 OFFICE SUPPLIES	1,582	200	200	-
530520 OPERATING SUPPLIES	2,508	55		(55)
530522 OPERATING SUPPLIES-TECHNOLOGY	996			-
530540 BOOKS, DUES PUBLICATIONS	3,644	500		(500)
530550 TRAINING	1,005			-
530 OPERATING EXPENDITURES Total	12,415	1,055	670	(385)
540 INTERNAL SERVICE CHARGES				
540101 INTERNAL CHARGES			37,800	37,800
540102 ADMIN FEE		7,910	22,156	14,246
540201 INSURANCE	599	1,201	1,201	-
540202 INTERNAL SER FEES-LEASED EQUIP		5,191	5,191	-
540101 INTERNAL CHARGES	41,877	56,748		(56,748)
540 INTERNAL SERVICE CHARGES Total	42,476	71,050	66,348	(4,702)
07 ENGINEERING PROF SUPPORT Total	837,152	254,112	142,403	(111,709)

**SEMINOLE COUNTY GOVERNMENT
FY 2016/17 ADOPTED BUDGET DOCUMENT**

07 PUBLIC WORKS DEPT

Facilities

Program Message

The Facilities Management Program is a customer-driven support organization responsible for providing Facilities Maintenance services to all County agencies and offices within our available resources. We are committed to maintaining a safe, functional, and reliable building inventory while striving to provide both cost effective and efficient services to all departments in Seminole County.

The program provides the following services:

- Construction Management
- Lease/Property Management
- Building Maintenance and Repair (Emergency, Routine, and Preventive Maintenance)
- Pro-Active Maintenance/Planner Work Projects

07 PUBLIC WORKS DEPARTMENT

PROGRAM - ACCOUNT	FY 2014/15 ACTUALS	FY 2015/16 ADOPTED BUDGET	FY 2016/17 ADOPTED BUDGET	BUDGET VARIANCE
07 FACILITIES				
510 PERSONNEL SERVICES				
510120 REGULAR SALARIES AND WAGES	1,617,790	1,673,710	1,623,027	(50,683)
510125 PART-TIME PERSONNEL	3,692			-
510140 OVERTIME	38,569	40,000	40,000	-
510150 SPECIAL PAY	5,357	5,700	3,300	(2,400)
510210 SOCIAL SECURITY MATCHING	121,333	131,099	132,692	1,593
510220 RETIREMENT CONTRIBUTIONS	124,837	129,194	130,334	1,140
510230 HEALTH AND LIFE INSURANCE	373,966	419,068	418,485	(583)
510240 WORKERS COMPENSATION	23,980	33,762	58,457	24,695
510 PERSONNEL SERVICES Total	2,309,524	2,432,533	2,406,295	(26,238)
530 OPERATING EXPENDITURES				
530310 PROFESSIONAL SERVICES	26,717	25,000	25,000	-
530340 OTHER SERVICES	1,099,027	1,229,000	1,354,380	125,380
530430 UTILITIES - ELECTRICITY	1,671,487	1,834,157	1,780,735	(53,422)
530439 UTILITIES - OTHER	625,530	638,522	629,213	(9,309)
530440 RENTAL AND LEASES	610,274	629,800	617,250	(12,550)
530460 REPAIRS AND MAINTENANCE	1,306,524	1,298,912	1,188,170	(110,742)
530490 OTHER CHARGES/OBLIGATIONS	10,269	4,950	4,665	(285)
530510 OFFICE SUPPLIES	863	2,300	1,000	(1,300)
530520 OPERATING SUPPLIES	336,025	319,066	363,120	44,054
530521 EQUIPMENT \$1000-\$4999	15,346	10,000	5,000	(5,000)
530522 OPERATING SUPPLIES-TECHNOLOGY	14,397	16,300	16,300	-
530540 BOOKS, DUES PUBLICATIONS	294	300	300	-
530550 TRAINING	93	400	400	-
530 OPERATING EXPENDITURES Total	5,716,848	6,008,707	5,985,533	(23,174)
540 INTERNAL SERVICE CHARGES				
540101 INTERNAL CHARGES			230,983	230,983
540102 ADMIN FEE		260,726	237,118	(23,608)
540201 INSURANCE	12,007	11,799	11,799	-
540202 INTERNAL SER FEES-LEASED EQUIP		15,977	15,977	-
540101 INTERNAL CHARGES	189,602	293,515		(293,515)
540 INTERNAL SERVICE CHARGES Total	201,609	582,017	495,876	(86,141)
550 COST ALLOCATION (CONTRA)				
550101 CONTRA ACCOUNT ADMIN FEES GF	(3,255,539)	(3,894,410)	(3,776,035)	118,375
550 COST ALLOCATION (CONTRA) Total	(3,255,539)	(3,894,410)	(3,776,035)	118,375
560 CAPITAL OUTLAY				
560620 BUILDINGS	873,427			-
560630 IMPROVEMENTS OTH THAN BLD	7,500			-
560650 CONSTRUCTION IN PROGRESS	149,584	331,702	789,755	458,053
560 CAPITAL OUTLAY Total	1,030,511	331,702	789,755	458,053
07 FACILITIES Total	6,002,953	5,460,550	5,901,424	440,875

**SEMINOLE COUNTY GOVERNMENT
FY 2016/17 ADOPTED BUDGET DOCUMENT**

07 PUBLIC WORKS DEPT

Fleet Management

Program Message

The Fleet Management Program purpose is to support the mission of Seminole County by maintaining safe, reliable, and economically sound fleet equipment in an efficient and cost effective manner.

The program provides the following services:

- Equipment Repair and Replacement
- Fuel Distribution
- Fleet Replacement

07 PUBLIC WORKS DEPARTMENT

PROGRAM - ACCOUNT	FY 2014/15 ACTUALS	FY 2015/16 ADOPTED BUDGET	FY 2016/17 ADOPTED BUDGET	BUDGET VARIANCE
07 FLEET MANAGEMENT				
510 PERSONNEL SERVICES				
510120 REGULAR SALARIES AND WAGES	99,177	115,410	255,431	140,021
510150 SPECIAL PAY	100			-
510210 SOCIAL SECURITY MATCHING	7,496	8,829	20,401	11,572
510220 RETIREMENT CONTRIBUTIONS	7,236	8,379	22,143	13,764
510230 HEALTH AND LIFE INSURANCE	14,787	21,768	46,188	24,420
510240 WORKERS COMPENSATION	129	185	2,898	2,713
510 PERSONNEL SERVICES Total	128,925	154,570	347,061	192,491
530 OPERATING EXPENDITURES				
530340 OTHER SERVICES	3,015	8,100	8,100	-
530400 TRAVEL AND PER DIEM	682			-
530440 RENTAL AND LEASES	8,092	200	400	200
530460 REPAIRS AND MAINTENANCE	4,177,106	4,224,350	4,143,800	(80,550)
530490 OTHER CHARGES/OBLIGATIONS	175	300	300	-
530510 OFFICE SUPPLIES	165	200	200	-
530520 OPERATING SUPPLIES	10,509	11,664	7,000	(4,664)
530521 EQUIPMENT \$1000-\$4999	10,056	10,500	11,000	500
530540 BOOKS, DUES PUBLICATIONS	1,248	1,800	2,300	500
530560 GAS/OIL/LUBE	2,120,129	2,686,900	2,185,250	(501,650)
530 OPERATING EXPENDITURES Total	6,331,176	6,944,014	6,358,350	(585,664)
540 INTERNAL SERVICE CHARGES				
540101 INTERNAL CHARGES			310,221	310,221
540102 ADMIN FEE		207,500	35,747	(171,753)
540201 INSURANCE	12,802	15,386	15,386	-
540202 INTERNAL SER FEES-LEASED EQUIP		6,806	6,806	-
540101 INTERNAL CHARGES	22,953	73,926		(73,926)
540 INTERNAL SERVICE CHARGES Total	35,755	303,618	368,160	64,542
550 COST ALLOCATION (CONTRA)				
550101 CONTRA ACCOUNT ADMIN FEES GF	(6,139,111)	(7,148,337)	(6,727,642)	420,695
550 COST ALLOCATION (CONTRA) Total	(6,139,111)	(7,148,337)	(6,727,642)	420,695
560 CAPITAL OUTLAY				
560642 EQUIPMENT >\$4999	1,028,912	-		-
560 CAPITAL OUTLAY Total	1,028,912	-		-
07 FLEET MANAGEMENT Total	1,385,656	253,865	345,929	92,064

**SEMINOLE COUNTY GOVERNMENT
FY 2016/17 ADOPTED BUDGET DOCUMENT**

07 PUBLIC WORKS DEPT

Land Management

07 PUBLIC WORKS DEPARTMENT

PROGRAM - ACCOUNT	FY 2014/15 ACTUALS	FY 2015/16 ADOPTED BUDGET	FY 2016/17 ADOPTED BUDGET	BUDGET VARIANCE
07 LAND MANAGEMENT				
510 PERSONNEL SERVICES				
510120 REGULAR SALARIES AND WAGES			182,952	182,952
510210 SOCIAL SECURITY MATCHING			13,996	13,996
510220 RETIREMENT CONTRIBUTIONS			13,758	13,758
510230 HEALTH AND LIFE INSURANCE			33,977	33,977
510240 WORKERS COMPENSATION			5,507	5,507
510 PERSONNEL SERVICES Total			250,190	250,190
530 OPERATING EXPENDITURES				
530310 PROFESSIONAL SERVICES			450	450
530400 TRAVEL AND PER DIEM			50	50
530401 TRAVEL - TRAINING RELATED			150	150
530460 REPAIRS AND MAINTENANCE			1,675	1,675
530510 OFFICE SUPPLIES			300	300
530522 OPERATING SUPPLIES-TECHNOLOGY			1,393	1,393
530540 BOOKS, DUES PUBLICATIONS			1,540	1,540
530550 TRAINING			600	600
530 OPERATING EXPENDITURES Total			6,158	6,158
550 COST ALLOCATION (CONTRA)				
550101 CONTRA ACCOUNT ADMIN FEES GF			(128,555)	(128,555)
550 COST ALLOCATION (CONTRA) Total			(128,555)	(128,555)
07 LAND MANAGEMENT Total			127,793	127,793

**SEMINOLE COUNTY GOVERNMENT
FY 2016/17 ADOPTED BUDGET DOCUMENT**

07 PUBLIC WORKS DEPT

Mosquito Control

Program Message

Providing environmentally safe, effective and economically responsible mosquito control for residents in Seminole County and prevent the transmission of mosquito-borne diseases, while protecting the health and well-being of humans, domestic animals, and wildlife

07 PUBLIC WORKS DEPARTMENT

PROGRAM - ACCOUNT	FY 2014/15 ACTUALS	FY 2015/16 ADOPTED BUDGET	FY 2016/17 ADOPTED BUDGET	BUDGET VARIANCE
07 MOSQUITO CONTROL				
330 INTERGOVERNMENTAL REVENUE				
334697 MOSQUITO CONTROL GRANT	(31,540)	(31,540)	(502,468)	(470,928)
330 INTERGOVERNMENTAL REVENUE Total	(31,540)	(31,540)	(502,468)	(470,928)
510 PERSONNEL SERVICES				
510120 REGULAR SALARIES AND WAGES	229,452	251,064	319,702	68,638
510125 PART-TIME PERSONNEL	40,368	52,578	48,147	(4,431)
510140 OVERTIME	14,444	9,398	9,398	-
510150 SPECIAL PAY	240	1,200		(1,200)
510210 SOCIAL SECURITY MATCHING	21,222	23,948	30,099	6,151
510220 RETIREMENT CONTRIBUTIONS	20,421	21,752	31,478	9,726
510230 HEALTH AND LIFE INSURANCE	48,687	62,264	91,097	28,833
510240 WORKERS COMPENSATION	5,717	6,674	18,766	12,092
510 PERSONNEL SERVICES Total	380,550	428,877	548,687	119,810
530 OPERATING EXPENDITURES				
530400 TRAVEL AND PER DIEM	3			-
530401 TRAVEL - TRAINING RELATED	500	800	2,540	1,740
530420 TRANSPORTATION	30			-
530460 REPAIRS AND MAINTENANCE	2,145	5,000	5,000	-
530490 OTHER CHARGES/OBLIGATIONS	1,500	1,500	1,500	-
530499 CHARGES/OBLIGATIONS-CONTINGENC	14,894	26,040	497,946	471,906
530510 OFFICE SUPPLIES	816	728	728	-
530520 OPERATING SUPPLIES	89,547	98,939	108,469	9,530
530521 EQUIPMENT \$1000-\$4999	2,190		4,522	4,522
530522 OPERATING SUPPLIES-TECHNOLOGY		3,000		(3,000)
530540 BOOKS, DUES PUBLICATIONS	735	865	865	-
530550 TRAINING	770	900	1,965	1,065
530 OPERATING EXPENDITURES Total	113,129	137,772	623,535	485,763
540 INTERNAL SERVICE CHARGES				
540101 INTERNAL CHARGES			52,812	52,812
540102 ADMIN FEE		20,894	41,066	20,172
540201 INSURANCE	1,651	727	727	-
540101 INTERNAL CHARGES	38,440	27,447		(27,447)
540 INTERNAL SERVICE CHARGES Total	40,091	49,068	94,605	45,537
560 CAPITAL OUTLAY				
560642 EQUIPMENT >\$4999	40,496	30,198	58,200	28,002
560 CAPITAL OUTLAY Total	40,496	30,198	58,200	28,002
07 MOSQUITO CONTROL Total	542,726	614,375	822,559	208,184

**SEMINOLE COUNTY GOVERNMENT
FY 2016/17 ADOPTED BUDGET DOCUMENT**

07 PUBLIC WORKS DEPT

Public Works Business Office

Program Message

The Director's Office provides leadership, management oversight and direction to all divisions in the Public Works Department.

07 PUBLIC WORKS DEPARTMENT

PROGRAM - ACCOUNT	FY 2014/15 ACTUALS	FY 2015/16 ADOPTED BUDGET	FY 2016/17 ADOPTED BUDGET	BUDGET VARIANCE
07 PUBLIC WORKS BUSINESS OFFICE				
510 PERSONNEL SERVICES				
510120 REGULAR SALARIES AND WAGES	198,910	191,502	202,131	10,629
510150 SPECIAL PAY	2,333	3,300	3,300	-
510210 SOCIAL SECURITY MATCHING	14,580	14,650	15,463	813
510220 RETIREMENT CONTRIBUTIONS	31,432	36,323	38,892	2,569
510230 HEALTH AND LIFE INSURANCE	18,265	22,151	29,033	6,882
510240 WORKERS COMPENSATION	202	306	546	240
510 PERSONNEL SERVICES Total	265,722	268,233	289,365	21,132
530 OPERATING EXPENDITURES				
530510 OFFICE SUPPLIES	165	200	200	-
530520 OPERATING SUPPLIES	1,321	419	1,800	1,381
530540 BOOKS, DUES PUBLICATIONS	167,723	172,528	171,749	(779)
530550 TRAINING		140		(140)
530 OPERATING EXPENDITURES Total	169,209	173,287	173,749	462
540 INTERNAL SERVICE CHARGES				
540101 INTERNAL CHARGES			18,293	18,293
540102 ADMIN FEE	931,360	16,357	23,708	7,351
540201 INSURANCE	12,772	12,281	12,281	-
540202 INTERNAL SER FEES-LEASED EQUIP		1,211	1,211	-
540101 INTERNAL CHARGES	11,352	15,114		(15,114)
540 INTERNAL SERVICE CHARGES Total	955,484	44,963	55,493	10,530
580 GRANTS & AIDS				
580811 AID TO GOVERNMENTAL AGENCIES	6,710	6,505	7,455	950
580 GRANTS & AIDS Total	6,710	6,505	7,455	950
07 PUBLIC WORKS BUSINESS OFFICE Total	1,397,125	492,988	526,062	33,074

**SEMINOLE COUNTY GOVERNMENT
FY 2016/17 ADOPTED BUDGET DOCUMENT**

07 PUBLIC WORKS DEPT

Roads - Stormwater Repair and Maintenance

Program Message

The Roads-Stormwater Program maintains the accepted county system of roads and associated drainage facilities. This includes a number of activities related to road and right-of-way maintenance such as pavement repair, sidewalk repair and replacement, shoulder maintenance, safety tree trimming (contracted), mowing of non-residential roadsides (contracted), maintenance of street drainage systems including curb and gutter, inlets and pipes, roadside ditch and swale maintenance, and street sweeping (contracted). Stormwater facilities including retention ponds, canals and major outfall ditches also require repairs and maintenance of pipes and structures, dredging and excavating, and mowing (contracted). Lining of stormwater pipes to extend their life is also performed by contract.

07 PUBLIC WORKS DEPARTMENT

PROGRAM - ACCOUNT	FY 2014/15 ACTUALS	FY 2015/16 ADOPTED BUDGET	FY 2016/17 ADOPTED BUDGET	BUDGET VARIANCE
07 ROADS-STORMWATER R&M				
510 PERSONNEL SERVICES				
510120 REGULAR SALARIES AND WAGES	4,043,607	4,334,690	4,288,987	(45,703)
510140 OVERTIME	123,806	128,699	128,699	-
510150 SPECIAL PAY	994	3,300	3,300	-
510210 SOCIAL SECURITY MATCHING	304,466	341,449	337,952	(3,497)
510220 RETIREMENT CONTRIBUTIONS	320,747	340,381	346,052	5,671
510230 HEALTH AND LIFE INSURANCE	1,046,799	1,185,810	1,240,315	54,505
510240 WORKERS COMPENSATION	147,287	196,705	366,087	169,382
511000 CONTRA PERSONAL SERVICES	(150,000)	(275,907)		275,907
510 PERSONNEL SERVICES Total	5,837,705	6,255,127	6,711,392	456,265
530 OPERATING EXPENDITURES				
530310 PROFESSIONAL SERVICES		3,375	3,375	-
530400 TRAVEL AND PER DIEM	11,530	11,460	11,460	-
530430 UTILITIES - ELECTRICITY	12,188	13,000	13,000	-
530439 UTILITIES - OTHER	76,653	83,420	83,420	-
530440 RENTAL AND LEASES	51,815	64,925	64,925	-
530460 REPAIRS AND MAINTENANCE	1,092,903	1,212,110	1,407,121	195,011
530510 OFFICE SUPPLIES	2,842	4,540	4,540	-
530520 OPERATING SUPPLIES	183,454	220,042	213,962	(6,080)
530521 EQUIPMENT \$1000-\$4999	9,106	13,620	5,400	(8,220)
530522 OPERATING SUPPLIES-TECHNOLOGY		44,000	44,000	-
530530 ROAD MATERIALS & SUPPLIES	248,186	324,180	249,830	(74,350)
530540 BOOKS, DUES PUBLICATIONS	2,001	3,279	3,279	-
530550 TRAINING	499	2,690	3,760	1,070
530 OPERATING EXPENDITURES Total	1,691,177	2,000,641	2,108,072	107,431
540 INTERNAL SERVICE CHARGES				
540101 INTERNAL CHARGES			1,587,845	1,587,845
540102 ADMIN FEE		334,772	551,098	216,326
540201 INSURANCE	192,685	300,959	300,959	-
540202 INTERNAL SER FEES-LEASED EQUIP		21,168	21,168	-
540101 INTERNAL CHARGES	1,524,424	1,808,812		(1,808,812)
540 INTERNAL SERVICE CHARGES Total	1,717,109	2,465,711	2,461,070	(4,641)
550 COST ALLOCATION (CONTRA)				
550101 CONTRA ACCOUNT ADMIN FEES GF		(1,985)	(360,000)	(358,015)
550 COST ALLOCATION (CONTRA) Total		(1,985)	(360,000)	(358,015)
560 CAPITAL OUTLAY				
560642 EQUIPMENT >\$4999	15,904	315,000	227,604	(87,396)
560 CAPITAL OUTLAY Total	15,904	315,000	227,604	(87,396)
07 ROADS-STORMWATER R&M Total	9,261,895	11,034,494	11,148,138	113,644

**SEMINOLE COUNTY GOVERNMENT
FY 2016/17 ADOPTED BUDGET DOCUMENT**

07 PUBLIC WORKS DEPT

Traffic Operations

Program Message

Traffic Engineering's "Traffic Operations Program" maintains the following services which have the ultimate purpose of managing traffic to ensure the safety and efficiency of the transportation system:

- Traffic signal installation, repair and timing
- Traffic sign installation, repair, maintenance and replacement
- Roadway striping and other markings
- Fiber and Advanced Traffic Management System (ATMS) installation, repair, maintenance and management
- Transportation studies and data processing

Traffic Operations provides engineering and operations functions related to traffic safety and efficiency elements as provided by Florida Law and the BCC in accordance with all Federal, State, and Local standards. This includes the planning, design, construction and maintenance of multiple related systems, signals, fiber optic network, signing, striping, and Advanced Traffic Management System. Infrastructure includes 374 signals, 192 flashers, 350+ corridor miles of fiber, 28,000 signs, and 29 variable message signs

07 PUBLIC WORKS DEPARTMENT

PROGRAM - ACCOUNT	FY 2014/15 ACTUALS	FY 2015/16 ADOPTED BUDGET	FY 2016/17 ADOPTED BUDGET	BUDGET VARIANCE
07 TRAFFIC OPERATIONS				
340 CHARGES FOR SERVICES				
344910 SIGNALS/CHARGES FOR SERVICES	(771,440)	(891,351)	(898,903)	(7,552)
344920 FIBER CONSTRUCTION AND MAINT	(392,367)	(329,967)	(373,754)	(43,787)
340 CHARGES FOR SERVICES Total	(1,163,808)	(1,221,318)	(1,272,657)	(51,339)
510 PERSONNEL SERVICES				
510120 REGULAR SALARIES AND WAGES	1,661,634	1,707,119	1,769,680	62,561
510140 OVERTIME	157,255	220,006	220,006	-
510150 SPECIAL PAY	6,898	6,900	3,300	(3,600)
510210 SOCIAL SECURITY MATCHING	133,347	147,425	152,212	4,787
510220 RETIREMENT CONTRIBUTIONS	133,438	139,909	157,540	17,631
510230 HEALTH AND LIFE INSURANCE	354,350	395,169	420,602	25,433
510240 WORKERS COMPENSATION	45,835	69,972	130,195	60,223
511000 CONTRA PERSONAL SERVICES		(75,772)		75,772
510 PERSONNEL SERVICES Total	2,492,757	2,610,729	2,853,535	242,806
530 OPERATING EXPENDITURES				
530340 OTHER SERVICES	446,928	459,000	459,000	-
530400 TRAVEL AND PER DIEM	317	300	200	(100)
530420 TRANSPORTATION	1,717	2,800	3,200	400
530430 UTILITIES - ELECTRICITY	207,346	235,000	235,000	-
530460 REPAIRS AND MAINTENANCE	284,018	435,640	435,640	-
530470 PRINTING AND BINDING	26			-
530490 OTHER CHARGES/OBLIGATIONS	1,082	2,000		(2,000)
530510 OFFICE SUPPLIES	691	2,500	2,500	-
530520 OPERATING SUPPLIES	631,975	589,158	586,135	(3,023)
530521 EQUIPMENT \$1000-\$4999	7,993	6,400	7,900	1,500
530522 OPERATING SUPPLIES-TECHNOLOGY		2,000	2,000	-
530540 BOOKS, DUES PUBLICATIONS	2,719	4,243	4,243	-
530550 TRAINING	550	8,040	8,040	-
530 OPERATING EXPENDITURES Total	1,585,361	1,747,081	1,743,858	(3,223)
540 INTERNAL SERVICE CHARGES				
540101 INTERNAL CHARGES			252,686	252,686
540102 ADMIN FEE		161,697	185,941	24,244
540201 INSURANCE	32,778	18,355	18,355	-
540202 INTERNAL SER FEES-LEASED EQUIP		17,996	17,996	-
540101 INTERNAL CHARGES	199,107	303,555		(303,555)
540 INTERNAL SERVICE CHARGES Total	231,885	501,603	474,978	(26,625)
550 COST ALLOCATION (CONTRA)				
550101 CONTRA ACCOUNT ADMIN FEES GF		(439)	(78,102)	(77,663)
550 COST ALLOCATION (CONTRA) Total		(439)	(78,102)	(77,663)
560 CAPITAL OUTLAY				
560642 EQUIPMENT >\$4999	17,040	197,326	209,104	11,778
560 CAPITAL OUTLAY Total	17,040	197,326	209,104	11,778
07 TRAFFIC OPERATIONS Total	3,163,236	3,834,982	3,930,716	95,734

**SEMINOLE COUNTY GOVERNMENT
FY 2016/17 ADOPTED BUDGET DOCUMENT**

07 PUBLIC WORKS DEPT

Water Quality

Program Message

To protect, conserve and restore Seminole County's natural water resources through a multi-pronged approach, including:

- Providing and participating in public education to maintain and improve water quality in Seminole County;
- Implementing the Federal and State laws, regulations and policies governing surface water quality in a timely, efficient and fair manner;
- Providing leadership and guidance in watershed management through sound science and a collaborative, comprehensive process;

07 PUBLIC WORKS DEPARTMENT

PROGRAM - ACCOUNT	FY 2014/15 ACTUALS	FY 2015/16 ADOPTED BUDGET	FY 2016/17 ADOPTED BUDGET	BUDGET VARIANCE
07 WATER QUALITY				
330 INTERGOVERNMENTAL REVENUE				
337300 NPDES CITIES		(24,000)	(24,000)	-
337900 LOCAL GRANTS & AIDS -LONG RG P	(54,195)	(40,000)	(40,000)	-
330 INTERGOVERNMENTAL REVENUE Total	(54,195)	(64,000)	(64,000)	-
340 CHARGES FOR SERVICES				
341359 ADMIN FEE - MSBU FUNDS		(9,500)	(9,500)	-
343904 SVC CHGS-OTH PHYSICAL ENVIRON	(43,795)	(53,000)	(53,000)	-
340 CHARGES FOR SERVICES Total	(43,795)	(62,500)	(62,500)	-
510 PERSONNEL SERVICES				
510120 REGULAR SALARIES AND WAGES	400,009	418,302	403,570	(14,732)
510125 PART-TIME PERSONNEL		26,848	27,926	1,078
510130 OTHER PERSONAL SERVICES	15,297			-
510140 OVERTIME	2,136	4,994	4,994	-
510150 SPECIAL PAY	1,640	3,300	2,160	(1,140)
510210 SOCIAL SECURITY MATCHING	30,526	34,436	34,846	410
510220 RETIREMENT CONTRIBUTIONS	31,208	30,731	34,241	3,510
510230 HEALTH AND LIFE INSURANCE	75,478	84,998	79,209	(5,789)
510240 WORKERS COMPENSATION	4,531	5,364	10,025	4,661
510 PERSONNEL SERVICES Total	560,825	608,973	596,971	(12,002)
530 OPERATING EXPENDITURES				
530310 PROFESSIONAL SERVICES	157,253	128,000	133,000	5,000
530340 OTHER SERVICES	262,765	226,000	230,500	4,500
530400 TRAVEL AND PER DIEM	810	980	980	-
530401 TRAVEL - TRAINING RELATED	843	1,510	2,610	1,100
530420 TRANSPORTATION	668	500	500	-
530440 RENTAL AND LEASES	82			-
530460 REPAIRS AND MAINTENANCE	42,493	55,000	50,000	(5,000)
530470 PRINTING AND BINDING	498	3,000	3,000	-
530490 OTHER CHARGES/OBLIGATIONS	4,584	6,500	6,500	-
530510 OFFICE SUPPLIES	750	750	750	-
530520 OPERATING SUPPLIES	49,326	37,981	37,500	(481)
530521 EQUIPMENT \$1000-\$4999			2,869	2,869
530540 BOOKS, DUES PUBLICATIONS	1,424	1,500	1,680	180
530550 TRAINING	866	1,255	1,560	305
530 OPERATING EXPENDITURES Total	522,360	462,976	471,449	8,473
540 INTERNAL SERVICE CHARGES				
540101 INTERNAL CHARGES			41,768	41,768
540102 ADMIN FEE		38,446	48,136	9,690
540201 INSURANCE	7,334	1,923	1,923	-
540202 INTERNAL SER FEES-LEASED EQUIP		10,382	10,382	-
540101 INTERNAL CHARGES	44,412	93,657		(93,657)
540 INTERNAL SERVICE CHARGES Total	51,746	144,408	102,209	(42,199)

07 PUBLIC WORKS DEPARTMENT

PROGRAM - ACCOUNT	FY 2014/15 ACTUALS	FY 2015/16 ADOPTED BUDGET	FY 2016/17 ADOPTED BUDGET	BUDGET VARIANCE
560 CAPITAL OUTLAY				
560642 EQUIPMENT >\$4999		13,500	44,770	31,270
560690 ENGINEERING COSTS	5,038			-
560 CAPITAL OUTLAY Total	5,038	13,500	44,770	31,270
07 WATER QUALITY Total	1,041,980	1,103,356	1,088,899	(14,457)

**SEMINOLE COUNTY GOVERNMENT
FY 2016/17 ADOPTED BUDGET DOCUMENT**

08 ENVIRONMENTAL SERVICES DEPT

**CENTRAL TRANSFER STATION OPERA
ENVIRONMENTAL SERVICES BUSINESS OFFICE
LANDFILL OPERATIONS PROGRAM
SW-COMPLIANCE & PROGRAM MANAGEMENT
UTILITIES ENGINEERING PROGRAM
WASTEWATER & RECLAIMED WATER OPS
WATER OPERATIONS**

**SEMINOLE COUNTY GOVERNMENT
FY 2016/17 ADOPTED BUDGET DOCUMENT**

08 ENVIRONMENTAL SERVICES DEPT

Department Message

The Department operates water and wastewater utilities, and solid waste utilities. Both utilities provide high quality and cost effective services to Seminole County customers in the areas of

- water production, treatment and transmission
- wastewater collection, treatment and disposal
- reclaim water production, treatment and transmission
- utility engineering and inspections
- water and wastewater customer service and billing
- supervision of refuse collection
- solid waste customer service
- central transfer station and landfill operations

The Department continues to provide timely responsiveness to its customers, operates each utility to meet or exceed regulatory standards, and maintains a capital improvement program that ensures the utilities maintain current levels of service, plans for future growth, and changes in the regulatory environment.

08 ENVIRONMENTAL SERVICES DEPARTMENT

FUND - PROGRAM	FY 2014/15 ACTUALS	FY 2015/16 ADOPTED BUDGET	FY 2016/17 ADOPTED BUDGET	BUDGET VARIANCE
07 ENTERPRISE FUNDS				
08 CENTRAL TRANSFER STATION OPERA	3,581,686	4,696,202	4,282,542	(413,660)
08 ES BUSINESS OFFICE	1,614,186	2,230,002	2,192,834	(37,168)
08 LANDFILL OPERATIONS PROGRAM	4,829,011	3,894,227	3,545,447	(348,780)
08 SW-COMPLIANCE & PROGRAM MANAGE	4,024,283	3,869,895	5,010,770	1,140,874
08 UTILITIES ENGINEERING PROGRAM	15,729,555	38,027,775	45,253,638	7,225,864
08 WASTEWATER OPERATIONS	10,041,200	11,046,171	11,596,389	550,217
08 WATER OPERATIONS	31,008,889	12,817,599	13,510,656	693,058
07 ENTERPRISE FUNDS Total	70,828,810	76,581,871	85,392,276	8,810,405
Grand Total	70,828,810	76,581,871	85,392,276	8,810,405

**SEMINOLE COUNTY GOVERNMENT
FY 2016/17 ADOPTED BUDGET DOCUMENT**

08 ENVIRONMENTAL SERVICES DEPT

Central Transfer Station Operations

Program Message

The Central Transfer Station Operations Program purpose of environmental protection and cost reduction to the citizens of Seminole County and supports the mission of the Environmental Services Department:

The Program provides the following services:

- Receiving and processing of incoming garbage, yard waste and recyclables
- Hauling waste and recyclables to appropriate destinations
- Grounds maintenance

08 ENVIRONMENTAL SERVICES DEPARTMENT

PROGRAM - ACCOUNT	FY 2014/15 ACTUALS	FY 2015/16 ADOPTED BUDGET	FY 2016/17 ADOPTED BUDGET	BUDGET VARIANCE
08 CENTRAL TRANSFER STATION OPERATIONS				
510 PERSONNEL SERVICES				
510120 REGULAR SALARIES AND WAGES	897,219	863,094	953,314	90,220
510140 OVERTIME	86,311	85,000	94,000	9,000
510210 SOCIAL SECURITY MATCHING	70,642	72,529	80,119	7,590
510220 RETIREMENT CONTRIBUTIONS	75,632	71,187	80,933	9,746
510230 HEALTH AND LIFE INSURANCE	292,430	311,243	334,198	22,955
510240 WORKERS COMPENSATION	37,449	52,618	99,741	47,123
511000 CONTRA PERSONAL SERVICES	(1,342)			-
510 PERSONNEL SERVICES Total	1,458,341	1,455,671	1,642,305	186,634
530 OPERATING EXPENDITURES				
530310 PROFESSIONAL SERVICES			10,000	10,000
530340 OTHER SERVICES	170	200	200	-
530400 TRAVEL AND PER DIEM	2,335	500	500	-
530401 TRAVEL - TRAINING RELATED		250	250	-
530440 RENTAL AND LEASES		5,000	5,000	-
530460 REPAIRS AND MAINTENANCE	7,821	3,700	4,000	300
530520 OPERATING SUPPLIES	49,251	48,000	20,000	(28,000)
530540 BOOKS, DUES PUBLICATIONS	7	300	200	(100)
530550 TRAINING	1,350	2,200	2,200	-
530 OPERATING EXPENDITURES Total	60,935	60,150	42,350	(17,800)
540 INTERNAL SERVICE CHARGES				
540101 INTERNAL CHARGES			1,102,425	1,102,425
540102 ADMIN FEE		33,762	138,291	104,529
540201 INSURANCE	91,465	163,517	163,517	-
540202 INTERNAL SER FEES-LEASED EQUIP		404	404	-
540101 INTERNAL CHARGES	1,227,117	1,392,698		(1,392,698)
540 INTERNAL SERVICE CHARGES Total	1,318,582	1,590,381	1,404,637	(185,744)
560 CAPITAL OUTLAY				
560642 EQUIPMENT >\$4999	743,827	1,590,000	1,193,250	(396,750)
560 CAPITAL OUTLAY Total	743,827	1,590,000	1,193,250	(396,750)
08 CENTRAL TRANSFER STATION OPERATIONS Total	3,581,686	4,696,202	4,282,542	(413,660)

**SEMINOLE COUNTY GOVERNMENT
FY 2016/17 ADOPTED BUDGET DOCUMENT**

08 ENVIRONMENTAL SERVICES DEPT

Environmental Services Business Office

Program Message

The Business Office provides the following functions in support of the mission of the Environmental Services Department:

- Operating and Capital Budgeting
- General and Financial Accounting
- Payroll and Accounts Payable
- Financial Reporting
- One-stop Permitting
- Customer Service and Accounting
- Customer Billing

08 ENVIRONMENTAL SERVICES DEPARTMENT

PROGRAM - ACCOUNT	FY 2014/15 ACTUALS	FY 2015/16 ADOPTED BUDGET	FY 2016/17 ADOPTED BUDGET	BUDGET VARIANCE
08 ES BUSINESS OFFICE				
510 PERSONNEL SERVICES				
510120 REGULAR SALARIES AND WAGES	730,202	862,203	943,350	81,147
510140 OVERTIME	1,705	5,200	2,000	(3,200)
510150 SPECIAL PAY	6,880	7,500	3,900	(3,600)
510210 SOCIAL SECURITY MATCHING	53,561	66,356	72,319	5,963
510220 RETIREMENT CONTRIBUTIONS	66,246	80,861	91,120	10,259
510230 HEALTH AND LIFE INSURANCE	139,620	156,538	189,960	33,422
510240 WORKERS COMPENSATION	954	1,388	3,646	2,258
511000 CONTRA PERSONAL SERVICES	(72,099)	(56,238)	(119,686)	(63,448)
510 PERSONNEL SERVICES Total	927,069	1,123,808	1,186,609	62,801
530 OPERATING EXPENDITURES				
530310 PROFESSIONAL SERVICES	63,068	72,900	61,500	(11,400)
530340 OTHER SERVICES	175,816	155,000	180,840	25,840
530400 TRAVEL AND PER DIEM	126	450	300	(150)
530401 TRAVEL - TRAINING RELATED	1,165	1,850	1,970	120
530420 TRANSPORTATION	1,552	1,700	1,550	(150)
530440 RENTAL AND LEASES	888	900	900	-
530490 OTHER CHARGES/OBLIGATIONS	233,428	245,944	249,700	3,756
530493 OTHER CHRGS/OB-BAD DEBT	93,356	-	-	-
530510 OFFICE SUPPLIES	4,449	5,300	17,050	11,750
530520 OPERATING SUPPLIES	1,634	2,650	3,000	350
530522 OPERATING SUPPLIES-TECHNOLOGY	-	-	2,000	2,000
530540 BOOKS, DUES PUBLICATIONS	464	3,750	3,750	-
530550 TRAINING	6,555	8,700	9,525	825
530 OPERATING EXPENDITURES Total	582,501	499,144	532,085	32,941
540 INTERNAL SERVICE CHARGES				
540100 OTHER CHARGES	-	168,000	-	(168,000)
540101 INTERNAL CHARGES	-	-	209,521	209,521
540102 ADMIN FEE	-	35,376	131,601	96,225
540202 INTERNAL SER FEES-LEASED EQUIP	-	8,017	8,017	-
540903 BAD DEBT EXPENSE	-	-	100,000	100,000
540101 INTERNAL CHARGES	84,566	395,657	-	(395,657)
540 INTERNAL SERVICE CHARGES Total	84,566	607,050	449,140	(157,911)
560 CAPITAL OUTLAY				
560646 CAPITAL SOFTWARE>\$4,999	20,050	-	25,000	25,000
560 CAPITAL OUTLAY Total	20,050	-	25,000	25,000
08 ES BUSINESS OFFICE Total	1,614,186	2,230,002	2,192,834	(37,168)

**SEMINOLE COUNTY GOVERNMENT
FY 2016/17 ADOPTED BUDGET DOCUMENT**

08 ENVIRONMENTAL SERVICES DEPT

Landfill Operations

Program Message

The landfill Operations program purpose of environmental protection through responsible means for disposal of Class 1 waste in Seminole County and in support of the mission of the Environmental Services Department.

The Landfill Operations program provides the following services:

- Landfill working face operations
- Shuttling of waste trailers between the landfill, staging area and Citizens Area.
- Landfill cover operations
- Leachate hauling
- Grounds maintenance

08 ENVIRONMENTAL SERVICES DEPARTMENT

PROGRAM - ACCOUNT	FY 2014/15 ACTUALS	FY 2015/16 ADOPTED BUDGET	FY 2016/17 ADOPTED BUDGET	BUDGET VARIANCE
08 LANDFILL OPERATIONS PROGRAM				
510 PERSONNEL SERVICES				
510120 REGULAR SALARIES AND WAGES	627,985	640,373	665,979	25,606
510140 OVERTIME	47,619	40,000	42,000	2,000
510210 SOCIAL SECURITY MATCHING	49,669	52,049	54,160	2,111
510220 RETIREMENT CONTRIBUTIONS	49,294	49,395	53,131	3,736
510230 HEALTH AND LIFE INSURANCE	185,867	204,290	218,367	14,077
510240 WORKERS COMPENSATION	24,107	34,940	63,589	28,649
511000 CONTRA PERSONAL SERVICES	(1,485)			-
510 PERSONNEL SERVICES Total	983,056	1,021,047	1,097,226	76,179
530 OPERATING EXPENDITURES				
530340 OTHER SERVICES		1,200	1,200	-
530401 TRAVEL - TRAINING RELATED		250	250	-
530440 RENTAL AND LEASES	776,029	774,000	770,000	(4,000)
530460 REPAIRS AND MAINTENANCE	19,891	1,000	10,000	9,000
530520 OPERATING SUPPLIES	12,136	13,300	12,400	(900)
530521 EQUIPMENT \$1000-\$4999			51,185	51,185
530540 BOOKS, DUES PUBLICATIONS	34	300	200	(100)
530550 TRAINING	3,000	3,200	3,200	-
530570 DEPRECIATION-BUILDING	519,582			-
530580 DEPRECIATION-EQUIPMENT	983,221			-
530590 DEPRECIATION-OTHER	133,473			-
530 OPERATING EXPENDITURES Total	2,447,366	793,250	848,435	55,185
540 INTERNAL SERVICE CHARGES				
540101 INTERNAL CHARGES			890,141	890,141
540102 ADMIN FEE		37,839	170,126	132,287
540201 INSURANCE	13,245	15,427	15,427	-
540202 INTERNAL SER FEES-LEASED EQUIP		1,211	1,211	-
540901 CLOSURE COST ACCRUAL	520,073			-
540101 INTERNAL CHARGES	633,650	963,896		(963,896)
540 INTERNAL SERVICE CHARGES Total	1,166,968	1,018,373	1,076,905	58,532
560 CAPITAL OUTLAY				
560642 EQUIPMENT >\$4999	231,538	636,557	522,881	(113,676)
560650 CONSTRUCTION IN PROGRESS	82	425,000		(425,000)
560 CAPITAL OUTLAY Total	231,621	1,061,557	522,881	(538,676)
08 LANDFILL OPERATIONS PROGRAM Total	4,829,011	3,894,227	3,545,447	(348,780)

**SEMINOLE COUNTY GOVERNMENT
FY 2016/17 ADOPTED BUDGET DOCUMENT**

08 ENVIRONMENTAL SERVICES DEPT

Solid Waste Compliance & Program Management

Program Message

The Compliance and Program Management program provides the following functions in support of the mission of the Environmental Services Department:

- Scalehouse customer service
- Collection coordination and management
- Regulatory compliance
- Facility maintenance and compliance
- Household hazardous waste management
- Special waste management
- Small quantity generator program
- Solid waste system planning

08 ENVIRONMENTAL SERVICES DEPARTMENT

PROGRAM - ACCOUNT	FY 2014/15 ACTUALS	FY 2015/16 ADOPTED BUDGET	FY 2016/17 ADOPTED BUDGET	BUDGET VARIANCE
08 SW-COMPLIANCE & PROGRAM MANAGE				
510 PERSONNEL SERVICES				
510120 REGULAR SALARIES AND WAGES	947,971	924,469	951,774	27,305
510140 OVERTIME	14,442	12,000	15,000	3,000
510150 SPECIAL PAY	2,445	3,000	600	(2,400)
510210 SOCIAL SECURITY MATCHING	69,792	71,640	73,958	2,318
510220 RETIREMENT CONTRIBUTIONS	73,086	72,493	72,662	169
510230 HEALTH AND LIFE INSURANCE	225,075	246,432	264,948	18,516
510240 WORKERS COMPENSATION	17,589	24,484	38,869	14,385
511000 CONTRA PERSONAL SERVICES	(28,309)			-
510 PERSONNEL SERVICES Total	1,322,091	1,354,517	1,417,811	63,294
530 OPERATING EXPENDITURES				
530310 PROFESSIONAL SERVICES	138,899	230,000	240,000	10,000
530340 OTHER SERVICES	697,940	744,700	712,200	(32,500)
530400 TRAVEL AND PER DIEM	285	250	250	-
530401 TRAVEL - TRAINING RELATED	1,501	300	1,500	1,200
530420 TRANSPORTATION	43	150	150	-
530430 UTILITIES - ELECTRICITY	80,389	95,000	100,000	5,000
530439 UTILITIES - OTHER	71,751	84,500	85,950	1,450
530440 RENTAL AND LEASES	2,724	2,500	2,800	300
530460 REPAIRS AND MAINTENANCE	62,079	50,000	80,000	30,000
530470 PRINTING AND BINDING	4,627	5,300	5,000	(300)
530490 OTHER CHARGES/OBLIGATIONS	14,538	3,000	3,000	-
530510 OFFICE SUPPLIES	1,371	1,500	1,500	-
530520 OPERATING SUPPLIES	29,004	38,350	41,000	2,650
530522 OPERATING SUPPLIES-TECHNOLOGY	6,695	7,000	20,000	13,000
530530 ROAD MATERIALS & SUPPLIES	9,669	15,000	15,000	-
530540 BOOKS, DUES PUBLICATIONS	645	1,000	1,000	-
530550 TRAINING	1,380	3,000	2,500	(500)
530 OPERATING EXPENDITURES Total	1,123,539	1,281,550	1,311,850	30,300
540 INTERNAL SERVICE CHARGES				
540101 INTERNAL CHARGES			296,510	296,510
540102 ADMIN FEE	391,628	63,144	134,893	71,749
540201 INSURANCE	42,830	41,555	41,555	-
540202 INTERNAL SER FEES-LEASED EQUIP		13,151	13,151	-
540902 AMORTIZATION	36,947			-
540903 BAD DEBT EXPENSE		5,000	1,000	(4,000)
540905 OPEB - OTHER POST EMP BENEFITS	58,963			-
540906 - GASB 68 FRS PENSION	(22,603)			-
540101 INTERNAL CHARGES	244,702	297,548		(297,548)
540 INTERNAL SERVICE CHARGES Total	752,467	420,397	487,109	66,712
560 CAPITAL OUTLAY				
560642 EQUIPMENT >\$4999	51,287	27,115		(27,115)
560650 CONSTRUCTION IN PROGRESS	699,900	786,316	1,794,000	1,007,684
560 CAPITAL OUTLAY Total	751,187	813,431	1,794,000	980,569

08 ENVIRONMENTAL SERVICES DEPARTMENT

PROGRAM - ACCOUNT	FY 2014/15 ACTUALS	FY 2015/16 ADOPTED BUDGET	FY 2016/17 ADOPTED BUDGET	BUDGET VARIANCE
580 GRANTS & AIDS				
580821 AID TO PRIVATE ORGANIZATIONS	75,000			-
580 GRANTS & AIDS Total	75,000			-
08 SW-COMPLIANCE & PROGRAM MANAGE Total	4,024,283	3,869,896	5,010,770	1,140,874

**SEMINOLE COUNTY GOVERNMENT
FY 2016/17 ADOPTED BUDGET DOCUMENT**

08 ENVIRONMENTAL SERVICES DEPT

Utilities Engineering

Program Message

The Utilities Engineering Program purpose is meeting water, Sewer and Reclaimed service demands while maintaining regulatory compliance in support of the mission of the Environmental Services Department.

The program provides the following services:

- Project Management for CIP projects
- Water, Wastewater & Reclaimed Engineering
- Development Review Support & Inspection
- Construction Engineering Inspection/County Agency Support
- Utilities Master Planning
- GIS Infrastructure Data Management

The Field Operations Program has an ultimate purpose to insure the proper availability of materials, and the proper accounting for the inventory usage in the Water, Wastewater or any program pulling materials from the warehouse.

The Program provides the following services:

- Management and oversight of the Inventory Program
- Tracking of inventory costs

08 ENVIRONMENTAL SERVICES DEPARTMENT

PROGRAM - ACCOUNT	FY 2014/15 ACTUALS	FY 2015/16 ADOPTED BUDGET	FY 2016/17 ADOPTED BUDGET	BUDGET VARIANCE
08 UTILITIES ENGINEERING PROGRAM				
360 MISCELLANEOUS REVENUES				
369400 REIMBURSEMENTS		(400,000)	(400,000)	-
360 MISCELLANEOUS REVENUES Total		(400,000)	(400,000)	-
510 PERSONNEL SERVICES				
510120 REGULAR SALARIES AND WAGES	928,240	1,019,731	1,026,612	6,881
510140 OVERTIME	6,692	17,500	12,500	(5,000)
510150 SPECIAL PAY	420	600		(600)
510210 SOCIAL SECURITY MATCHING	68,420	79,348	79,492	144
510220 RETIREMENT CONTRIBUTIONS	71,325	78,602	81,498	2,896
510230 HEALTH AND LIFE INSURANCE	182,557	202,612	203,737	1,125
510240 WORKERS COMPENSATION	11,103	15,488	26,682	11,194
511000 CONTRA PERSONAL SERVICES	(286,725)	(417,768)	(475,971)	(58,203)
510 PERSONNEL SERVICES Total	982,032	996,114	954,550	(41,564)
530 OPERATING EXPENDITURES				
530310 PROFESSIONAL SERVICES	88,051	392,000	4,697,000	4,305,000
530340 OTHER SERVICES		1,000	500	(500)
530400 TRAVEL AND PER DIEM	2,972	3,000	3,300	300
530401 TRAVEL - TRAINING RELATED		500	500	-
530420 TRANSPORTATION	20	1,600	500	(1,100)
530460 REPAIRS AND MAINTENANCE	1,457	200	200	-
530470 PRINTING AND BINDING	223	1,000	1,000	-
530510 OFFICE SUPPLIES	1,522	2,250	2,250	-
530520 OPERATING SUPPLIES	5,293	17,100	7,500	(9,600)
530522 OPERATING SUPPLIES-TECHNOLOGY		-	6,000	6,000
530540 BOOKS, DUES PUBLICATIONS	858	6,000	9,000	3,000
530550 TRAINING	989	3,000	4,300	1,300
530 OPERATING EXPENDITURES Total	101,384	427,650	4,732,050	4,304,400
540 INTERNAL SERVICE CHARGES				
540101 INTERNAL CHARGES			139,903	139,903
540102 ADMIN FEE	457,385	501,651	335,005	(166,646)
540201 INSURANCE	2,884			-
540202 INTERNAL SER FEES-LEASED EQUIP		7,210	7,210	-
540902 AMORTIZATION	(558,455)			-
540904 REIMBURSEMENTS/REFUNDS	2,229	65,000		(65,000)
540101 INTERNAL CHARGES	103,280	130,876		(130,876)
540 INTERNAL SERVICE CHARGES Total	7,323	704,738	482,118	(222,620)
560 CAPITAL OUTLAY				
560640 EQUIPMENT	16,625			-
560642 EQUIPMENT >\$4999		40,000	36,000	(4,000)
560650 CONSTRUCTION IN PROGRESS	12,150,929	14,355,400	19,507,502	5,152,102
560651 PROJECT MANAGEMENT	892,253			-
560 CAPITAL OUTLAY Total	13,059,807	14,395,400	19,543,502	5,148,102

08 ENVIRONMENTAL SERVICES DEPARTMENT

PROGRAM - ACCOUNT	FY 2014/15 ACTUALS	FY 2015/16 ADOPTED BUDGET	FY 2016/17 ADOPTED BUDGET	BUDGET VARIANCE
570 DEBT SERVICE				
570710 PRINCIPAL		5,190,000	5,190,000	-
570720 INTEREST	1,576,455	12,750,191	12,750,191	-
570730 OTHER DEBT SERVICE	2,555	3,000	3,000	-
570 DEBT SERVICE Total	1,579,010	17,943,191	17,943,191	-
590 INTERFUND TRANSFERS OUT				
590910 *TRANSFER TO OTHER FUNDS		3,560,682	1,598,227	(1,962,455)
590 INTERFUND TRANSFERS OUT Total		3,560,682	1,598,227	(1,962,455)
08 UTILITIES ENGINEERING PROGRAM Total	15,729,555	37,627,775	44,853,638	7,225,864

**SEMINOLE COUNTY GOVERNMENT
FY 2016/17 ADOPTED BUDGET DOCUMENT**

08 ENVIRONMENTAL SERVICES DEPT

Wastewater and Reclaimed Water Operations

Program Message

The Wastewater Operations Program purpose is to carry out the mission of Seminole County by providing wastewater customers with wastewater collection, treatment and reclaimed water that meets or exceeds all regulatory standards and is provided in a cost effective manner.

The Program provides the following services:

- Wastewater Collection
- Wastewater Treatment
- Reclaimed Water
- Sampling and analysis of systems to verify regulatory compliance
- Operation and Maintenance of:
 - Wastewater collection systems
 - Wastewater Treatment Facilities
 - Reclaimed Water System

08 ENVIRONMENTAL SERVICES DEPARTMENT

PROGRAM - ACCOUNT	FY 2014/15 ACTUALS	FY 2015/16 ADOPTED BUDGET	FY 2016/17 ADOPTED BUDGET	BUDGET VARIANCE
08 WASTEWATER OPERATIONS				
510 PERSONNEL SERVICES				
510120 REGULAR SALARIES AND WAGES	1,477,190	1,549,925	1,647,867	97,942
510140 OVERTIME	175,631	144,938	160,050	15,112
510210 SOCIAL SECURITY MATCHING	122,260	129,657	138,306	8,649
510220 RETIREMENT CONTRIBUTIONS	130,895	133,471	142,935	9,464
510230 HEALTH AND LIFE INSURANCE	324,290	381,375	415,089	33,714
510240 WORKERS COMPENSATION	23,450	32,659	62,361	29,702
511000 CONTRA PERSONAL SERVICES	(2,361)	(8,034)	(3,919)	4,115
510 PERSONNEL SERVICES Total	2,251,355	2,363,991	2,562,689	198,698
530 OPERATING EXPENDITURES				
530310 PROFESSIONAL SERVICES	68,808	190,500	175,000	(15,500)
530340 OTHER SERVICES	4,200,056	4,384,835	4,436,870	52,035
530400 TRAVEL AND PER DIEM	4,749	4,000	6,000	2,000
530401 TRAVEL - TRAINING RELATED	971	3,000	7,114	4,114
530410 COMMUNICATIONS	3,033	3,000	4,000	1,000
530420 TRANSPORTATION	467	1,500	1,200	(300)
530430 UTILITIES - ELECTRICITY	909,462	907,892	934,900	27,008
530439 UTILITIES - OTHER	304,287	280,245	309,820	29,575
530440 RENTAL AND LEASES	7,252	7,100	5,900	(1,200)
530460 REPAIRS AND MAINTENANCE	909,787	1,021,533	1,317,988	296,455
530461 REPAIRS & MAINT NON POST	411		75,996	75,996
530490 OTHER CHARGES/OBLIGATIONS	515	2,075	1,925	(150)
530510 OFFICE SUPPLIES	1,873	3,500	3,500	-
530520 OPERATING SUPPLIES	158,419	177,750	161,326	(16,424)
530521 EQUIPMENT \$1000-\$4999	5,063	-	4,900	4,900
530522 OPERATING SUPPLIES-TECHNOLOGY	3,615	43,165	29,250	(13,915)
530525 CHEMICALS	267,492	336,899	350,733	13,834
530540 BOOKS, DUES PUBLICATIONS	1,915	4,600	3,346	(1,254)
530550 TRAINING	18,111	20,100	22,750	2,650
530 OPERATING EXPENDITURES Total	6,866,285	7,391,694	7,852,518	460,824
540 INTERNAL SERVICE CHARGES				
540101 INTERNAL CHARGES			505,052	505,052
540102 ADMIN FEE		196,532	258,998	62,466
540201 INSURANCE	71,731	73,207	73,207	-
540202 INTERNAL SER FEES-LEASED EQUIP		9,575	9,575	-
540101 INTERNAL CHARGES	514,595	670,584		(670,584)
540 INTERNAL SERVICE CHARGES Total	586,326	949,897	846,832	(103,066)
560 CAPITAL OUTLAY				
560642 EQUIPMENT >\$4999	337,234	335,589	334,350	(1,239)
560646 CAPITAL SOFTWARE>\$4,999		5,000		(5,000)
560 CAPITAL OUTLAY Total	337,234	340,589	334,350	(6,239)
08 WASTEWATER OPERATIONS Total	10,041,200	11,046,171	11,596,389	550,217

**SEMINOLE COUNTY GOVERNMENT
FY 2016/17 ADOPTED BUDGET DOCUMENT**

08 ENVIRONMENTAL SERVICES DEPT

Water Operations

Program Message

The Water Operations Program purpose is to carry out the mission of Seminole County by providing the water customers with a potable drinking water supply that meets or exceeds all regulatory standards and is provided in a cost effective manner.

The Program provides the following services:

- Drinking water meeting all regulatory standards
- Water quality complaint resolution
- Distribution flushing in a proactive manner
- Sampling and analysis of systems to verify regulatory compliance
- Operation and Maintenance of: Water Treatment Facilities and Water Distribution Systems

The Conservation Program purpose is to provide information and services to utility customers promoting water conservation. Water Conservation remains a key component in Seminole County water supply strategy to manage water demand.

The Program provides the following services:

- Irrigation Evaluations
- Rain sensor installation
- Landscape consulting
- Toilet Rebate Program
- Shower Head exchange
- Leak detector kits
- Energy/Water Conservation kits to all Seminole County residents
- Water Conservation literature
- Water Conservation Festivals and Events in the community to distribute and educate the citizens
- Speakers Bureau outreach to Home owner associations, schools, and civic organizations
- Florida Master Gardener Certification – to assist customers with landscaping issues

08 ENVIRONMENTAL SERVICES DEPARTMENT

PROGRAM - ACCOUNT	FY 2014/15 ACTUALS	FY 2015/16 ADOPTED BUDGET	FY 2016/17 ADOPTED BUDGET	BUDGET VARIANCE
08 WATER OPERATIONS				
510 PERSONNEL SERVICES				
510120 REGULAR SALARIES AND WAGES	2,556,144	2,652,476	2,796,640	144,164
510140 OVERTIME	301,675	279,500	279,000	(500)
510150 SPECIAL PAY	2,480	2,400	600	(1,800)
510210 SOCIAL SECURITY MATCHING	210,047	224,296	235,286	10,990
510220 RETIREMENT CONTRIBUTIONS	213,959	225,860	231,230	5,370
510230 HEALTH AND LIFE INSURANCE	582,365	664,940	701,288	36,348
510240 WORKERS COMPENSATION	45,122	63,734	113,927	50,193
511000 CONTRA PERSONAL SERVICES	(137,302)	(321,360)	(227,926)	93,434
510 PERSONNEL SERVICES Total	3,774,489	3,791,846	4,130,045	338,199
530 OPERATING EXPENDITURES				
530310 PROFESSIONAL SERVICES	462,411	516,000	595,000	79,000
530340 OTHER SERVICES	1,589,020	1,969,095	2,011,510	42,415
530400 TRAVEL AND PER DIEM	15,771	2,395	16,395	14,000
530401 TRAVEL - TRAINING RELATED	1,273	2,750	8,160	5,410
530420 TRANSPORTATION	1,524	1,500	1,500	-
530430 UTILITIES - ELECTRICITY	1,039,896	1,060,165	983,440	(76,725)
530439 UTILITIES - OTHER	102,518	9,187	5,750	(3,437)
530440 RENTAL AND LEASES	5,000			-
530460 REPAIRS AND MAINTENANCE	717,590	1,061,515	1,263,558	202,043
530461 REPAIRS & MAINT NON POST	8,169		328,187	328,187
530470 PRINTING AND BINDING	(20)			-
530490 OTHER CHARGES/OBLIGATIONS	34,614	65,225	55,700	(9,525)
530510 OFFICE SUPPLIES	9,567	5,450	10,250	4,800
530520 OPERATING SUPPLIES	297,982	297,150	211,414	(85,736)
530521 EQUIPMENT \$1000-\$4999	20,662	14,614	19,350	4,736
530522 OPERATING SUPPLIES-TECHNOLOGY	139,109	125,400	124,300	(1,100)
530525 CHEMICALS	492,984	1,370,100	1,308,000	(62,100)
530540 BOOKS, DUES PUBLICATIONS	3,967	6,515	7,178	663
530550 TRAINING	23,130	33,300	51,540	18,240
530570 DEPRECIATION-BUILDING	2,095,504			-
530580 DEPRECIATION-EQUIPMENT	674,586			-
530590 DEPRECIATION-OTHER	3,528,171			-
530690 DEPRECIATION-OTH INFRASTRUCTUR	11,677,015			-
530 OPERATING EXPENDITURES Total	22,940,442	6,540,361	7,001,232	460,871
540 INTERNAL SERVICE CHARGES				
540101 INTERNAL CHARGES			632,682	632,682
540102 ADMIN FEE	920,000	633,712	593,745	(39,967)
540201 INSURANCE	251,821	523,632	523,632	-
540202 INTERNAL SER FEES-LEASED EQUIP		17,996	17,996	-
540902 AMORTIZATION	2,013,358			-
540905 OPEB - OTHER POST EMP BENEFITS	102,765			-
540906 - GASB 68 FRS PENSION	(185,119)			-
540101 INTERNAL CHARGES	541,515	590,052		(590,052)
540 INTERNAL SERVICE CHARGES Total	3,644,340	1,765,391	1,768,054	2,663

08 ENVIRONMENTAL SERVICES DEPARTMENT

PROGRAM - ACCOUNT	FY 2014/15 ACTUALS	FY 2015/16 ADOPTED BUDGET	FY 2016/17 ADOPTED BUDGET	BUDGET VARIANCE
560 CAPITAL OUTLAY				
560642 EQUIPMENT >\$4999	649,618	620,000	611,325	(8,675)
560646 CAPITAL SOFTWARE >\$4,999		100,000		(100,000)
560 CAPITAL OUTLAY Total	649,618	720,000	611,325	(108,675)
08 WATER OPERATIONS Total	31,008,889	12,817,599	13,510,656	693,058

**SEMINOLE COUNTY GOVERNMENT
FY 2016/17 ADOPTED BUDGET DOCUMENT**

11 DEVELOPMENT SERVICES DEPT

**BUILDING
DEVELOPMENT SERVICES BUSINESS OFFICE
DEVELOPMENT REVIEW ENGINEERING
MASS TRANSIT PROGRAM (LYNX)
PLANNING AND DEVELOPMENT**

**SEMINOLE COUNTY GOVERNMENT
FY 2016/17 ADOPTED BUDGET DOCUMENT**

11 DEVELOPMENT SERVICES DEPT

Department Message

Seminole County Development Services Department continues to focus on promoting the quality of life within Seminole County, by providing value added customer service. The Department's emphasis is on efficiently providing quality customer service. This offers opportunities for each of the Department's staff members to meet the challenges faced by an active department, whose functions are closely linked to the fluctuations of the economy and development trends. The Department also focuses on meeting the needs of the development community through participation in Open for Business, the nation's first regional streamlined permitting initiative.

11 DEVELOPMENT SERVICES DEPARTMENT

FUND - PROGRAM	FY 2014/15 ACTUALS	FY 2015/16 ADOPTED BUDGET	FY 2016/17 ADOPTED BUDGET	BUDGET VARIANCE
01 GENERAL FUNDS				
11 BUILDING	28,345	44,430	50,239	5,809
11 DEV SVCS BUSINESS OFFICE	582,802	436,285	491,310	55,025
11 DEVELOPMENT REVIEW ENGINEERING	8,897	682,620	772,200	89,581
11 PLANNING AND DEVELOPMENT	1,345,794	1,693,582	1,552,313	(141,270)
01 GENERAL FUNDS Total	1,965,838	2,856,916	2,866,062	9,145
02 TRANSPORTATION FUNDS				
11 DEVELOPMENT REVIEW ENGINEERING	-		2,541	2,541
11 MASS TRANSIT PROGRAM (LYNX)	6,199,500	6,432,476	6,536,795	104,319
02 TRANSPORTATION FUNDS Total	6,199,500	6,432,476	6,539,336	106,860
04 SPECIAL REVENUE FUNDS				
11 BUILDING	2,477,528	3,093,638	3,415,459	321,821
11 DEV SVCS BUSINESS OFFICE		108,084	148,281	40,197
11 PLANNING AND DEVELOPMENT	36,584			-
04 SPECIAL REVENUE FUNDS Total	2,514,112	3,201,722	3,563,740	362,018
Grand Total	10,679,449	12,491,114	12,969,138	478,024

**SEMINOLE COUNTY GOVERNMENT
FY 2016/17 ADOPTED BUDGET DOCUMENT**

11 DEVELOPMENT SERVICES DEPT

Building

Program Message

The Building Division has the responsibility of ensuring that the construction of buildings and structures complies with applicable state and local regulations. The Division's emphasis is to fulfill that responsibility while providing quality customer service.

The program provides the following services:

- Building Plan Review
- Building Permitting
- Building Inspection

11 DEVELOPMENT SERVICES DEPARTMENT

PROGRAM - ACCOUNT	FY 2014/15 ACTUALS	FY 2015/16 ADOPTED BUDGET	FY 2016/17 ADOPTED BUDGET	BUDGET VARIANCE
11 BUILDING				
320 PERMITS FEES & SPECIAL ASSMTS				
322100 BUILDING PERMITS	(2,099,338)	(2,125,000)		2,125,000
322102 ELECTRICAL	(328,323)	(310,000)		310,000
322103 PLUMBING	(243,864)	(215,000)		215,000
322104 MECHANICAL	(252,005)	(230,000)		230,000
322106 WELLS	(7,310)	(8,500)		8,500
322107 SIGNS	(34,482)	(30,000)		30,000
322108 GAS	(75,905)	(65,000)		65,000
320 PERMITS FEES & SPECIAL ASSMTS Total	(3,041,227)	(2,983,500)		2,983,500
340 CHARGES FOR SERVICES				
342516 AFTER HOURS INSPECTIONS	(98,480)	(80,000)		80,000
342590 REINSPECTIONS	(269,343)	(210,000)		210,000
349210 FLOOD ZONE REVIEW	(9,960)	(8,000)		8,000
340 CHARGES FOR SERVICES Total	(377,783)	(298,000)		298,000
360 MISCELLANEOUS REVENUES				
361100 INTEREST ON INVESTMENTS		(1,500)		1,500
364100 FIXED ASSET SALE PROCEEDS		(1,500)		1,500
367110 COMPETENCY CERTIFICATE	(55,350)	(46,000)		46,000
369900 MISCELLANEOUS-OTHER	(142,720)	(135,000)		135,000
369910 COPYING FEES	(4,666)	(2,500)		2,500
369925 CC CONVENIENCE FEES	(30,799)	(30,000)		30,000
360 MISCELLANEOUS REVENUES Total	(233,535)	(216,500)		216,500
399 FUND BALANCE				
399999 BEGINNING FUND BALANCE		(1,891,689)		1,891,689
399 FUND BALANCE Total		(1,891,689)		1,891,689
510 PERSONNEL SERVICES				
510120 REGULAR SALARIES AND WAGES	1,522,494	1,802,529	1,950,010	147,481
510140 OVERTIME	29,191	25,000	30,000	5,000
510150 SPECIAL PAY	740	2,790	1,590	(1,200)
510210 SOCIAL SECURITY MATCHING	114,298	139,806	151,471	11,665
510220 RETIREMENT CONTRIBUTIONS	116,725	140,301	158,276	17,975
510230 HEALTH AND LIFE INSURANCE	309,126	428,028	484,676	56,648
510240 WORKERS COMPENSATION	15,029	23,298	46,122	22,824
510 PERSONNEL SERVICES Total	2,107,603	2,561,752	2,822,145	260,393

11 DEVELOPMENT SERVICES DEPARTMENT

PROGRAM - ACCOUNT	FY 2014/15 ACTUALS	FY 2015/16 ADOPTED BUDGET	FY 2016/17 ADOPTED BUDGET	BUDGET VARIANCE
530 OPERATING EXPENDITURES				
530340 OTHER SERVICES	42,215	78,500	96,500	18,000
530400 TRAVEL AND PER DIEM	2,555	3,000	8,000	5,000
530401 TRAVEL - TRAINING RELATED	744	3,200	3,450	250
530460 REPAIRS AND MAINTENANCE		300	300	-
530490 OTHER CHARGES/OBLIGATIONS		1,500	6,500	5,000
530510 OFFICE SUPPLIES	2,871	6,605	6,825	220
530520 OPERATING SUPPLIES	3,584	10,357	11,015	658
530522 OPERATING SUPPLIES-TECHNOLOGY	4,550	5,350	2,726	(2,624)
530540 BOOKS, DUES PUBLICATIONS	10,030	13,187	23,167	9,980
530550 TRAINING	3,115	10,500	30,200	19,700
530 OPERATING EXPENDITURES Total	69,664	132,499	188,683	56,184
540 INTERNAL SERVICE CHARGES				
540101 INTERNAL CHARGES			228,892	228,892
540102 ADMIN FEE	136,338	109,816	182,728	72,912
540201 INSURANCE	21,167	13,158	13,158	-
540202 INTERNAL SER FEES-LEASED EQUIP		8,825	8,825	-
540101 INTERNAL CHARGES	171,101	184,295		(184,295)
540 INTERNAL SERVICE CHARGES Total	328,606	316,094	433,602	117,509
560 CAPITAL OUTLAY				
560642 EQUIPMENT >\$4999		127,722	21,267	(106,455)
560 CAPITAL OUTLAY Total		127,722	21,267	(106,455)
11 BUILDING Total	(1,146,672)	(2,251,622)	3,465,697	5,717,319

**SEMINOLE COUNTY GOVERNMENT
FY 2016/17 ADOPTED BUDGET DOCUMENT**

11 DEVELOPMENT SERVICES DEPT

Development Services Business Office

Program Message

The Development Services Department Business Office provides leadership, management and financial oversight to the entire Department, including the County's Impact Fee program.

The program provides the following services:

- Operating Budgeting
- General and Financial Accounting
- Payroll and Accounts Payable
- Financial Reporting
- Impact Fees and Concurrency
- Oversees Department Leadership & Management

11 DEVELOPMENT SERVICES DEPARTMENT

PROGRAM - ACCOUNT	FY 2014/15 ACTUALS	FY 2015/16 ADOPTED BUDGET	FY 2016/17 ADOPTED BUDGET	BUDGET VARIANCE
11 DEV SVCS BUSINESS OFFICE				
320 PERMITS FEES & SPECIAL ASSMTS				
329170 ARBOR PERMIT	(21,900)			-
329180 DREDGE/FILL PERMIT	(3,000)			-
320 PERMITS FEES & SPECIAL ASSMTS Total	(24,900)			-
340 CHARGES FOR SERVICES				
341320 SCHOOL ADMIN FEE	(121,757)			-
349200 CONCURRENCY REVIEW	(20,290)			-
340 CHARGES FOR SERVICES Total	(142,047)			-
350 JUDGEMENTS FINES & FORFEITS				
354200 CODE ENFORCEMENT	(222,460)			-
350 JUDGEMENTS FINES & FORFEITS Total	(222,460)			-
360 MISCELLANEOUS REVENUES				
369900 MISCELLANEOUS-OTHER	(35,910)			-
369910 COPYING FEES	(1,369)			-
369911 MAPS AND PUBLICATIONS	(41)			-
360 MISCELLANEOUS REVENUES Total	(37,320)			-
510 PERSONNEL SERVICES				
510120 REGULAR SALARIES AND WAGES	258,711	223,639	242,360	18,721
510150 SPECIAL PAY	3,054	2,310	2,310	-
510210 SOCIAL SECURITY MATCHING	19,222	17,108	19,357	2,249
510220 RETIREMENT CONTRIBUTIONS	33,612	27,355	30,831	3,476
510230 HEALTH AND LIFE INSURANCE	46,265	43,339	49,755	6,416
510240 WORKERS COMPENSATION	286	358	683	325
510 PERSONNEL SERVICES Total	361,150	314,110	345,296	31,186
530 OPERATING EXPENDITURES				
530310 PROFESSIONAL SERVICES		5,000	5,000	-
530340 OTHER SERVICES	125,800	108,084	158,281	50,197
530400 TRAVEL AND PER DIEM		200	200	-
530401 TRAVEL - TRAINING RELATED	504	1,072	1,622	550
530510 OFFICE SUPPLIES	651	3,000	3,000	-
530520 OPERATING SUPPLIES		1,250	750	(500)
530522 OPERATING SUPPLIES-TECHNOLOGY			968	968
530540 BOOKS, DUES PUBLICATIONS	79,691	74,728	75,537	809
530550 TRAINING	575	855	1,030	175
530 OPERATING EXPENDITURES Total	207,221	194,189	246,388	52,199
540 INTERNAL SERVICE CHARGES				
540101 INTERNAL CHARGES			24,295	24,295
540102 ADMIN FEE		15,408	21,593	6,185
540202 INTERNAL SER FEES-LEASED EQUIP		2,019	2,019	-
540101 INTERNAL CHARGES	14,431	18,643		(18,643)
540 INTERNAL SERVICE CHARGES Total	14,431	36,070	47,907	11,837
11 DEV SVCS BUSINESS OFFICE Total	156,074	544,369	639,591	95,222

**SEMINOLE COUNTY GOVERNMENT
FY 2016/17 ADOPTED BUDGET DOCUMENT**

11 DEVELOPMENT SERVICES DEPT

Development Review Engineering

Program Message

The Development Review Engineering Division administers the Land Development Code (LDC) and the Engineering Manual (EM) as it relates to new development and Right-of-Way projects. The Division ensures the compliance with Federal and State laws through the review of the development plans.

The program provides the following services:

- Permit and regulate construction within Seminole County's Right-of-Ways
- Inspection of all new construction projects
- Floodplain administration
- Enforcement of policies within Seminole County's Right-of-Ways

11 DEVELOPMENT SERVICES DEPARTMENT

PROGRAM - ACCOUNT	FY 2014/15 ACTUALS	FY 2015/16 ADOPTED BUDGET	FY 2016/17 ADOPTED BUDGET	BUDGET VARIANCE
11 DEVELOPMENT REVIEW ENGINEERING				
340 CHARGES FOR SERVICES				
342560 ENGINEERING		(300,000)	(300,000)	-
340 CHARGES FOR SERVICES Total		(300,000)	(300,000)	-
510 PERSONNEL SERVICES				
510120 REGULAR SALARIES AND WAGES		457,163	516,188	59,025
510140 OVERTIME			2,525	2,525
510150 SPECIAL PAY		600	600	-
510210 SOCIAL SECURITY MATCHING		34,973	41,421	6,448
510220 RETIREMENT CONTRIBUTIONS		40,525	40,711	186
510230 HEALTH AND LIFE INSURANCE		82,591	84,262	1,671
510240 WORKERS COMPENSATION		8,183	13,621	5,438
510 PERSONNEL SERVICES Total		624,036	699,328	75,292
530 OPERATING EXPENDITURES				
530400 TRAVEL AND PER DIEM		700	900	200
530401 TRAVEL - TRAINING RELATED		716	1,920	1,204
530470 PRINTING AND BINDING		265	275	10
530510 OFFICE SUPPLIES		700	1,000	300
530520 OPERATING SUPPLIES		1,985	2,875	890
530522 OPERATING SUPPLIES-TECHNOLOGY			2,000	2,000
530540 BOOKS, DUES PUBLICATIONS		1,080	2,895	1,815
530550 TRAINING		1,730	5,025	3,295
530 OPERATING EXPENDITURES Total		7,176	16,890	9,714
540 INTERNAL SERVICE CHARGES				
540101 INTERNAL CHARGES			24,805	24,805
540102 ADMIN FEE		25,715	30,546	4,831
540202 INTERNAL SER FEES-LEASED EQUIP		3,172	3,172	-
540101 INTERNAL CHARGES	8,897	22,521		(22,521)
540 INTERNAL SERVICE CHARGES Total	8,897	51,407	58,523	7,116
11 DEVELOPMENT REVIEW ENGINEERING Total	8,897	382,620	474,741	92,122

**SEMINOLE COUNTY GOVERNMENT
FY 2016/17 ADOPTED BUDGET DOCUMENT**

11 DEVELOPMENT SERVICES DEPT

Mass Transit Program (LYNX)

Program Message

The purpose of the Seminole County Mass Transit Program (LYNX) is to provide transit opportunities for those who lack personal transportation, paratransit service to those with certified disabilities/handicaps, and to serve as an alternative mode of transportation to the personal car. The transit services offered provide residents access to jobs, schools, medical care and shopping markets throughout the Seminole/Orange/Osceola area. In 2014, the County expanded bus service in support of the four Seminole SunRail Commuter Stations.

The Mass Transit Program is administered by the Development Services Department and is designed to plan and pay for transit services county-wide. These services are provided through a contract between Seminole County and the Central Florida Regional Transportation Authority, aka LYNX; a stand alone, governmental unit.

LYNX provides public transportation services to both the municipalities and unincorporated area of Seminole County in three modes:

- Fixed Bus Service - Offered along major transit corridors within the urban area of Seminole County, both incorporated and unincorporated.
- Americans with Disabilities Act (ADA) Paratransit Service - Known as ACCESS LYNX, this service provides residents unable to use the bus system due to certified disabilities and/or handicaps the ability to schedule a pickup and delivery by a van to accomplish basic living tasks such as medical appointments, etc. The service is available countywide, to both unincorporated and municipal residents.
- NeighborLink – A shuttle service providing on-call area wide pickup and drop-off.

11 DEVELOPMENT SERVICES DEPARTMENT

PROGRAM - ACCOUNT	FY 2014/15 ACTUALS	FY 2015/16 ADOPTED BUDGET	FY 2016/17 ADOPTED BUDGET	BUDGET VARIANCE
11 MASS TRANSIT PROGRAM (LYNX)				
530 OPERATING EXPENDITURES				
530340 OTHER SERVICES	6,199,500			-
530 OPERATING EXPENDITURES Total	6,199,500			-
580 GRANTS & AIDS				
580811 AID TO GOVERNMENTAL AGENCIES		6,432,476	6,536,795	104,319
580 GRANTS & AIDS Total		6,432,476	6,536,795	104,319
11 MASS TRANSIT PROGRAM (LYNX) Total	6,199,500	6,432,476	6,536,795	104,319

**SEMINOLE COUNTY GOVERNMENT
FY 2016/17 ADOPTED BUDGET DOCUMENT**

11 DEVELOPMENT SERVICES DEPT

Planning and Development

Program Message

The purpose of the Planning and Development Program is to carry out the mission of Seminole County by providing excellent customer service in the administering of the State mandated Comprehensive Plan and the Land Development Code of Seminole County. This program ensures compatibility between existing and proposed developments and assists property owners in the pursuit of beneficial development, thereby protecting the quality of life in Seminole County.

The program provides the following services:

- Long Range Planning
- Current Planning & Zoning
- Code Enforcement
- Board of Adjustment

11 DEVELOPMENT SERVICES DEPARTMENT

PROGRAM - ACCOUNT	FY 2014/15 ACTUALS	FY 2015/16 ADOPTED BUDGET	FY 2016/17 ADOPTED BUDGET	BUDGET VARIANCE
11 PLANNING AND DEVELOPMENT				
320 PERMITS FEES & SPECIAL ASSMTS				
329170 ARBOR PERMIT		(10,000)	(10,000)	-
329180 DREDGE/FILL PERMIT		(1,500)	(1,500)	-
329190 ABANDONED PROPERTY REGISTRATIO	(134,000)	(50,000)	(120,000)	(70,000)
320 PERMITS FEES & SPECIAL ASSMTS Total	(134,000)	(61,500)	(131,500)	(70,000)
330 INTERGOVERNMENTAL REVENUE				
331599 FED - ECONOMIC ENVIRONMENT	(36,584)			-
330 INTERGOVERNMENTAL REVENUE Total	(36,584)			-
340 CHARGES FOR SERVICES				
341200 ZONING FEES	(456,197)	(325,000)	(350,000)	(25,000)
341320 SCHOOL ADMIN FEE		(115,000)	(120,000)	(5,000)
349200 CONCURRENCY REVIEW		(20,000)	(20,000)	-
340 CHARGES FOR SERVICES Total	(456,197)	(460,000)	(490,000)	(30,000)
350 JUDGEMENTS FINES & FORFEITS				
354200 CODE ENFORCEMENT	(1,795)	(150,000)	(150,000)	-
350 JUDGEMENTS FINES & FORFEITS Total	(1,795)	(150,000)	(150,000)	-
360 MISCELLANEOUS REVENUES				
369910 COPYING FEES		(500)	(500)	-
369925 CC CONVENIENCE FEES	(1,074)	(1,000)	(1,000)	-
360 MISCELLANEOUS REVENUES Total	(1,074)	(1,500)	(1,500)	-
510 PERSONNEL SERVICES				
510120 REGULAR SALARIES AND WAGES	930,785	1,006,960	910,148	(96,812)
510150 SPECIAL PAY	476	600	600	-
510210 SOCIAL SECURITY MATCHING	68,531	77,032	72,694	(4,338)
510220 RETIREMENT CONTRIBUTIONS	75,856	78,516	75,883	(2,633)
510230 HEALTH AND LIFE INSURANCE	176,915	203,268	194,134	(9,134)
510240 WORKERS COMPENSATION	1,208	1,611	2,566	955
510 PERSONNEL SERVICES Total	1,253,771	1,367,987	1,256,025	(111,962)
530 OPERATING EXPENDITURES				
530310 PROFESSIONAL SERVICES	10,581	85,000	60,000	(25,000)
530340 OTHER SERVICES	1,832	32,000	7,500	(24,500)
530400 TRAVEL AND PER DIEM	415	450	450	-
530401 TRAVEL - TRAINING RELATED	2,807	2,600	2,825	225
530420 TRANSPORTATION	31	150	150	-
530490 OTHER CHARGES/OBLIGATIONS	19,791	27,000	27,000	-
530510 OFFICE SUPPLIES	1,587	2,500	2,500	-
530520 OPERATING SUPPLIES	849	2,000	2,000	-
530522 OPERATING SUPPLIES-TECHNOLOGY		2,700		(2,700)
530540 BOOKS, DUES PUBLICATIONS	2,503	6,500	6,500	-
530550 TRAINING	2,157	5,000	5,000	-
530 OPERATING EXPENDITURES Total	42,553	165,900	113,925	(51,975)

11 DEVELOPMENT SERVICES DEPARTMENT

PROGRAM - ACCOUNT	FY 2014/15 ACTUALS	FY 2015/16 ADOPTED BUDGET	FY 2016/17 ADOPTED BUDGET	BUDGET VARIANCE
540 INTERNAL SERVICE CHARGES				
540101 INTERNAL CHARGES			73,696	73,696
540102 ADMIN FEE		60,894	98,599	37,705
540201 INSURANCE	424	493	493	-
540202 INTERNAL SER FEES-LEASED EQUIP		9,575	9,575	-
540101 INTERNAL CHARGES	49,046	88,734		(88,734)
540 INTERNAL SERVICE CHARGES Total	49,470	159,696	182,363	22,667
580 GRANTS & AIDS				
580813 AID TO GOVT AGENCIES-DESIGN	36,584			-
580 GRANTS & AIDS Total	36,584			-
11 PLANNING AND DEVELOPMENT Total	752,728	1,020,582	779,313	(241,270)



**SEMINOLE COUNTY GOVERNMENT
FY 2016/17 ADOPTED BUDGET DOCUMENT**

14 INFORMATION SERVICES DEPT

**CUSTOMER SUPPORT DESK
DOCUMENT MANAGEMENT
ENTERPRISE APPLICATION DEV & SUPPORT
ENTERPRISE ARCHITECTURE
GEOGRAPHIC INFORMATION SYSTEMS
INFORMATION SERVICES BUSINESS OFFICE
NETWORK INFRASTRUCTURE SUPPORT
TELEPHONE SUPPORT & MAINTENANCE
WORKSTATION SUPPORT & MAINTENANCE**

**SEMINOLE COUNTY GOVERNMENT
FY 2016/17 ADOPTED BUDGET DOCUMENT**

14 INFORMATION SERVICES DEPT

Department Message

The Information Services Department's primary goal is to deliver and support technology throughout the County. The Department is organized into functional teams that work together to ensure the County's technology investments are properly maintained, secured, and available to enhance the efficiency of the delivery of County services. The Department's budget is comprised of nine programs including:

1) Network Infrastructure Support & Maintenance - This program is responsible for the support, maintenance, lifecycle management, availability, and security of servers, storage, data centers, and associated systems. Examples of these services include email, website access, user account administration, electronic file storage, and the hosting of inter-department software.

2) Customer Support Desk - This program provides telephone switchboard services and IS Help Desk services. This includes initial desktop and application support, remote software installations, incident resolution, and escalation of requests to the appropriate IS teams.

3) Workstation Support & Maintenance - This program is responsible for the support and maintenance of computer workstations, peripherals, and locally installed applications. This program also provides on-site technical support, troubleshooting, and computer refreshes.

4) Telephone Support & Maintenance - This program is responsible for the support and maintenance, design, lifecycle management, availability, and security of network, telephone, wireless, firewall, and associated systems. Examples of these services include maintenance of phone systems including handsets and lines, all network transport, public and specialized WIFI access, as well as security services. This program also provides network support for the interconnectivity of constitutional offices and cities for access to shared services.

5) Enterprise Architecture - As part of a reorganization in January 2015 the staff and program functions of the Enterprise Architecture program were realigned into the Network Infrastructure Support & Maintenance and Telephone Support & Maintenance programs.

6) Geographic Information Systems - The Seminole County GIS (Geographic Information Systems) Program provides mapping and spatial analysis services to the County. The program produces over 300 layers of information detailing everything from addresses to physical assets and infrastructure.

**SEMINOLE COUNTY GOVERNMENT
FY 2016/17 ADOPTED BUDGET DOCUMENT**

14 INFORMATION SERVICES DEPT

Department Message (CONT.)

7) Enterprise Application Development & Support – The Enterprise Application Development & Support program consists of a managed team of seven developers and application support personnel who are responsible for maintaining over 150 applications and databases throughout the County. This Program is also responsible for the design and maintenance of the County’s internal, external, and mobile websites and for the design and maintenance of the Content Management System (CMS) which is utilized to keep these websites current.

8) Document Management - The Document Management Program serves Seminole County by initiating and implementing technologies for the purpose of creating, distributing, collaborating on, and archiving electronic documents both cost effectively and efficiently. The program is also responsible for the Records Management Liaison Officer (RMLO) for Seminole County and provides annual public records management training, supervision, and coordination among all County offices.

9) IS Business Office - This program provides strategic direction and policy for all information systems countywide in addition to the centralized administration and oversight for the Information Services Department. Additional responsibilities include: managing the operating budget, general and financial accounting including payroll and accounts payable; and oversight and coordination for countywide IT purchases and strategic planning. This program also provides administrative support Countywide for: voice, data, and long distance plans; air cards, cell phones, and accessories; as well as inventory and procurement support of computer workstations and technology for all County departments.

14 INFORMATION SERVICES DEPARTMENT

FUND - PROGRAM	FY 2014/15 ACTUALS	FY 2015/16 ADOPTED BUDGET	FY 2016/17 ADOPTED BUDGET	BUDGET VARIANCE
01 GENERAL FUNDS				
14 DOCUMENT MANAGEMENT	554,798	508,762	26,155	(482,606)
14 ENTERPRISE APPLICATION DEVELOP	729,339	144,130	865,731	721,601
14 ENTERPRISE ARCHITECTURE	29,480			-
14 GEOGRAPHIC INFORMATION SYSTEMS	453,427	274,272	252,490	(21,782)
14 IS BUSINESS OFFICE	114,712	23,055	85,388	62,333
14 NETWORK INFRASTRUCTURE SUPPORT	125,759	15,447	71,746	56,299
14 TELEPHONE SUPPORT & MAINTENANC	340,487	734	139,833	139,099
14 WORKSTATION SUPPORT & MAINTENA	254,588	1,344,384	1,040,584	(303,801)
01 GENERAL FUNDS Total	2,602,590	2,310,783	2,481,927	171,144
Grand Total	2,602,590	2,310,783	2,481,927	171,144

**SEMINOLE COUNTY GOVERNMENT
FY 2016/17 ADOPTED BUDGET DOCUMENT**

14 INFORMATION SERVICES DEPT

Document Management

Program Message

The Document Management Program serves the Seminole County BCC by initiating and implementing technologies for the purpose of creating, distributing, collaborating, archiving, and retrieval of electronic documents cost effectively and efficiently. The program is also responsible for the Records Management Liaison Officer (RMLO) for Seminole County and provides annual public records management training, supervision, and coordination among all county offices.

14 INFORMATION SERVICES DEPARTMENT

PROGRAM - ACCOUNT	FY 2014/15 ACTUALS	FY 2015/16 ADOPTED BUDGET	FY 2016/17 ADOPTED BUDGET	BUDGET VARIANCE
14 DOCUMENT MANAGEMENT				
510 PERSONNEL SERVICES				
510120 REGULAR SALARIES AND WAGES	128,291	139,092	137,463	(1,629)
510210 SOCIAL SECURITY MATCHING	9,399	10,641	10,979	338
510220 RETIREMENT CONTRIBUTIONS	9,354	10,098	10,793	695
510230 HEALTH AND LIFE INSURANCE	26,579	30,194	34,188	3,994
510240 WORKERS COMPENSATION	212	223	388	165
510 PERSONNEL SERVICES Total	173,836	190,247	193,811	3,564
530 OPERATING EXPENDITURES				
530340 OTHER SERVICES	82,721	107,000	109,980	2,980
530400 TRAVEL AND PER DIEM	-	200	200	-
530401 TRAVEL - TRAINING RELATED	356	400	1,000	600
530440 RENTAL AND LEASES	236,894	350,761	321,600	(29,161)
530460 REPAIRS AND MAINTENANCE	84,861	95,000	95,000	-
530520 OPERATING SUPPLIES	23,800	-	24,000	24,000
530522 OPERATING SUPPLIES-TECHNOLOGY		117,000	198,838	81,838
530540 BOOKS, DUES PUBLICATIONS	34	150	200	50
530550 TRAINING	13,482	16,200	16,700	500
530 OPERATING EXPENDITURES Total	442,148	686,711	767,518	80,807
540 INTERNAL SERVICE CHARGES				
540101 INTERNAL CHARGES			7,445	7,445
540102 ADMIN FEE		27,563	18,612	(8,951)
540202 INTERNAL SER FEES-LEASED EQUIP		2,019	2,019	-
540101 INTERNAL CHARGES	8,118	17,946		(17,946)
540 INTERNAL SERVICE CHARGES Total	8,118	47,528	28,076	(19,452)
550 COST ALLOCATION (CONTRA)				
550101 CONTRA ACCOUNT ADMIN FEES GF	(69,304)	(415,724)	(963,250)	(547,526)
550 COST ALLOCATION (CONTRA) Total	(69,304)	(415,724)	(963,250)	(547,526)
14 DOCUMENT MANAGEMENT Total	554,798	508,762	26,155	(482,606)

**SEMINOLE COUNTY GOVERNMENT
FY 2016/17 ADOPTED BUDGET DOCUMENT**

14 INFORMATION SERVICES DEPT

Enterprise Application Development & Support

Program Message

The Enterprise Application Development & Support program consists of a team of five developers and a manager who are responsible for maintaining over 150 applications and databases throughout the County. This Program is also responsible for the design and maintenance of the County's internal, external, and mobile websites and for the design and maintenance of the Content Management System (CMS) utilized to keep these websites current. In addition, this program maintains the Naviline financial business application suite, which is utilized for utility building and building permits.

14 INFORMATION SERVICES DEPARTMENT

PROGRAM - ACCOUNT	FY 2014/15 ACTUALS	FY 2015/16 ADOPTED BUDGET	FY 2016/17 ADOPTED BUDGET	BUDGET VARIANCE
14 ENTERPRISE APPLICATION DEVELOP				
510 PERSONNEL SERVICES				
510120 REGULAR SALARIES AND WAGES	434,014	578,033	536,999	(41,034)
510210 SOCIAL SECURITY MATCHING	32,260	44,220	42,891	(1,329)
510220 RETIREMENT CONTRIBUTIONS	31,829	41,965	42,162	197
510230 HEALTH AND LIFE INSURANCE	66,286	83,983	84,252	269
510240 WORKERS COMPENSATION	504	925	1,514	589
510 PERSONNEL SERVICES Total	564,893	749,126	707,818	(41,308)
530 OPERATING EXPENDITURES				
530310 PROFESSIONAL SERVICES	67,000			-
530340 OTHER SERVICES	12,600	57,600	35,000	(22,600)
530400 TRAVEL AND PER DIEM	854	1,400	1,400	-
530460 REPAIRS AND MAINTENANCE	127			-
530520 OPERATING SUPPLIES	2,120			-
530522 OPERATING SUPPLIES-TECHNOLOGY	4,525	363,213	406,455	43,242
530540 BOOKS, DUES PUBLICATIONS	48,365	2,700	600	(2,100)
530550 TRAINING	8,481	16,000	18,100	2,100
530 OPERATING EXPENDITURES Total	144,072	440,913	461,555	20,642
540 INTERNAL SERVICE CHARGES				
540101 INTERNAL CHARGES			24,580	24,580
540102 ADMIN FEE		40,084	43,668	3,584
540202 INTERNAL SER FEES-LEASED EQUIP		6,402	6,402	-
540101 INTERNAL CHARGES	20,374	44,734		(44,734)
540 INTERNAL SERVICE CHARGES Total	20,374	91,220	74,650	(16,570)
550 COST ALLOCATION (CONTRA)				
550101 CONTRA ACCOUNT ADMIN FEES GF		(1,137,129)	(378,292)	758,837
550 COST ALLOCATION (CONTRA) Total		(1,137,129)	(378,292)	758,837
14 ENTERPRISE APPLICATION DEVELOP Total	729,339	144,130	865,731	721,601

**SEMINOLE COUNTY GOVERNMENT
FY 2016/17 ADOPTED BUDGET DOCUMENT**

14 INFORMATION SERVICES DEPT

Enterprise Architecture

Program Message

The Enterprise Architecture (EA) Division, in coordination with the Chief Information Officer, works to translate business vision and strategy into effective Information Services' (I.S.) initiatives.

The purpose of the EA Division is to improve the organizational efficiency, effectiveness, and agility by delivering business-aligned future states and road maps to achieve that vision to Executive leadership.

The EA Division is responsible for System Architecture Design & Planning, Technology Roadmap Planning, Information Security Design, Network Security Design, Identity and Access Management (IdAM), Process Improvement / Process Definition, Creating and Maintaining Standards, Application Integration / Consolidation, and I.S. Project Management and Coordination.

As part of a reorganization in January 2015 the staff and program functions of the Enterprise Architecture program were realigned into the Network Infrastructure Support & Maintenance and Telephone Support & Maintenance programs.

14 INFORMATION SERVICES DEPARTMENT

PROGRAM - ACCOUNT	FY 2014/15 ACTUALS	FY 2015/16 ADOPTED BUDGET	FY 2016/17 ADOPTED BUDGET	BUDGET VARIANCE
14 ENTERPRISE ARCHITECTURE				
510 PERSONNEL SERVICES				
510120 REGULAR SALARIES AND WAGES	178,908			-
510150 SPECIAL PAY	450			-
510210 SOCIAL SECURITY MATCHING	14,110			-
510220 RETIREMENT CONTRIBUTIONS	13,575			-
510230 HEALTH AND LIFE INSURANCE	29,195			-
510240 WORKERS COMPENSATION	724			-
510 PERSONNEL SERVICES Total	236,962			-
530 OPERATING EXPENDITURES				
530550 TRAINING	3,269			-
530 OPERATING EXPENDITURES Total	3,269			-
550 COST ALLOCATION (CONTRA)				
550101 CONTRA ACCOUNT ADMIN FEES GF	(210,751)			-
550 COST ALLOCATION (CONTRA) Total	(210,751)			-
14 ENTERPRISE ARCHITECTURE Total	29,480			-

**SEMINOLE COUNTY GOVERNMENT
FY 2016/17 ADOPTED BUDGET DOCUMENT**

14 INFORMATION SERVICES DEPT

Geographic Information Systems (GIS)

Program Message

The Seminole County GIS (Geographic Information Systems) Program provides mapping and spatial analysis services to the County. The program produces over 300 layers of information detailing everything from addresses to physical assets and infrastructure.

14 INFORMATION SERVICES DEPARTMENT

PROGRAM - ACCOUNT	FY 2014/15 ACTUALS	FY 2015/16 ADOPTED BUDGET	FY 2016/17 ADOPTED BUDGET	BUDGET VARIANCE
14 GEOGRAPHIC INFORMATION SYSTEMS				
510 PERSONNEL SERVICES				
510120 REGULAR SALARIES AND WAGES	255,420	257,016	259,833	2,817
510210 SOCIAL SECURITY MATCHING	19,188	19,662	20,753	1,091
510220 RETIREMENT CONTRIBUTIONS	18,740	18,659	20,400	1,741
510230 HEALTH AND LIFE INSURANCE	37,565	40,146	40,058	(88)
510240 WORKERS COMPENSATION	279	411	732	321
510 PERSONNEL SERVICES Total	331,192	335,894	341,776	5,882
530 OPERATING EXPENDITURES				
530310 PROFESSIONAL SERVICES			30,000	30,000
530400 TRAVEL AND PER DIEM	193	200	2,000	1,800
530510 OFFICE SUPPLIES	487	700	1,000	300
530520 OPERATING SUPPLIES	200			-
530522 OPERATING SUPPLIES-TECHNOLOGY	102,626	104,102	111,102	7,000
530540 BOOKS, DUES PUBLICATIONS	1,375			-
530550 TRAINING	2,774	7,500	3,000	(4,500)
530 OPERATING EXPENDITURES Total	107,654	112,502	147,102	34,600
540 INTERNAL SERVICE CHARGES				
540101 INTERNAL CHARGES			252,201	252,201
540102 ADMIN FEE		16,827	23,479	6,652
540202 INTERNAL SER FEES-LEASED EQUIP		2,365	2,365	-
540101 INTERNAL CHARGES	14,580	273,778		(273,778)
540 INTERNAL SERVICE CHARGES Total	14,580	292,970	278,045	(14,925)
550 COST ALLOCATION (CONTRA)				
550101 CONTRA ACCOUNT ADMIN FEES GF		(467,094)	(514,433)	(47,339)
550 COST ALLOCATION (CONTRA) Total		(467,094)	(514,433)	(47,339)
14 GEOGRAPHIC INFORMATION SYSTEMS Total	453,427	274,272	252,490	(21,782)

**SEMINOLE COUNTY GOVERNMENT
FY 2016/17 ADOPTED BUDGET DOCUMENT**

14 INFORMATION SERVICES DEPT

Information Services Business Office

Program Message

This program provides strategic direction and policy for all information systems countywide in addition to centralized administration and oversight for the Information Services Department.

Additional responsibilities include: operating budget, general and financial accounting, payroll, accounts payable; oversight and coordination for countywide IS/IT budget/purchases, strategic planning, contracting and purchasing support for all programs within the department.

This program also provides administrative support countywide for: voice, data, and long distance plans; air cards, cell phones, and accessories; as well as inventory and procurement support of computer workstations and technology for all county departments

14 INFORMATION SERVICES DEPARTMENT

PROGRAM - ACCOUNT	FY 2014/15 ACTUALS	FY 2015/16 ADOPTED BUDGET	FY 2016/17 ADOPTED BUDGET	BUDGET VARIANCE
14 IS BUSINESS OFFICE				
510 PERSONNEL SERVICES				
510120 REGULAR SALARIES AND WAGES	211,656	229,994	263,846	33,852
510150 SPECIAL PAY	1,844		3,300	3,300
510210 SOCIAL SECURITY MATCHING	15,687	17,595	21,074	3,479
510220 RETIREMENT CONTRIBUTIONS	28,082	16,698	38,416	21,718
510230 HEALTH AND LIFE INSURANCE	28,470	25,831	49,509	23,678
510240 WORKERS COMPENSATION	298	368	744	376
510 PERSONNEL SERVICES Total	286,038	290,485	376,889	86,404
530 OPERATING EXPENDITURES				
530310 PROFESSIONAL SERVICES	-	10,000	10,000	-
530340 OTHER SERVICES	2,267			-
530400 TRAVEL AND PER DIEM	28	1,200	1,200	-
530510 OFFICE SUPPLIES	813	1,750	2,000	250
530520 OPERATING SUPPLIES	314		500	500
530522 OPERATING SUPPLIES-TECHNOLOGY	853,561			-
530540 BOOKS, DUES PUBLICATIONS	415	1,675	1,675	-
530550 TRAINING	425	2,000	2,000	-
530 OPERATING EXPENDITURES Total	857,822	16,625	17,375	750
540 INTERNAL SERVICE CHARGES				
540101 INTERNAL CHARGES			60,620	60,620
540102 ADMIN FEE		12,534	27,126	14,592
540201 INSURANCE	442	424	424	-
540202 INTERNAL SER FEES-LEASED EQUIP		2,422	2,422	-
540101 INTERNAL CHARGES	7,119	16,624		(16,624)
540 INTERNAL SERVICE CHARGES Total	7,561	32,005	90,593	58,588
550 COST ALLOCATION (CONTRA)				
550101 CONTRA ACCOUNT ADMIN FEES GF	(651,859)	(316,060)		316,060
550102 CONTRA ACCT-ADMIN FEES	(427,100)		(399,469)	(399,469)
550 COST ALLOCATION (CONTRA) Total	(1,078,959)	(316,060)	(399,469)	(83,409)
560 CAPITAL OUTLAY				
560646 CAPITAL SOFTWARE>\$4,999	42,250			-
560 CAPITAL OUTLAY Total	42,250			-
14 IS BUSINESS OFFICE Total	114,712	23,055	85,388	62,333

**SEMINOLE COUNTY GOVERNMENT
FY 2016/17 ADOPTED BUDGET DOCUMENT**

14 INFORMATION SERVICES DEPT

Network Infrastructure Support & Maintenance

Program Message

Network Infrastructure Support & Maintenance - This program is responsible for the support, maintenance, lifecycle management, service delivery, and security of servers, storage, data centers, and associated systems. Examples of these services include email, website access, user account administration, electronic file storage, and housing of multi-departmental software.

14 INFORMATION SERVICES DEPARTMENT

PROGRAM - ACCOUNT	FY 2014/15 ACTUALS	FY 2015/16 ADOPTED BUDGET	FY 2016/17 ADOPTED BUDGET	BUDGET VARIANCE
14 NETWORK INFRASTRUCTURE SUPPORT				
510 PERSONNEL SERVICES				
510120 REGULAR SALARIES AND WAGES	585,532	478,289	470,239	(8,050)
510140 OVERTIME	13,515	8,750	13,200	4,450
510150 SPECIAL PAY	150	600		(600)
510210 SOCIAL SECURITY MATCHING	43,078	37,258	38,568	1,310
510220 RETIREMENT CONTRIBUTIONS	43,816	35,359	37,878	2,519
510230 HEALTH AND LIFE INSURANCE	98,300	91,847	83,909	(7,938)
510240 WORKERS COMPENSATION	223	765	1,361	596
510 PERSONNEL SERVICES Total	784,615	652,868	645,155	(7,713)
530 OPERATING EXPENDITURES				
530400 TRAVEL AND PER DIEM	801	250	250	-
530440 RENTAL AND LEASES	5,404			-
530460 REPAIRS AND MAINTENANCE	67,919	103,000	20,500	(82,500)
530520 OPERATING SUPPLIES	8,279	24,000	26,000	2,000
530522 OPERATING SUPPLIES-TECHNOLOGY	89,670	76,450	91,450	15,000
530540 BOOKS, DUES PUBLICATIONS	250			-
530550 TRAINING	4,621	11,994	11,994	-
530 OPERATING EXPENDITURES Total	176,944	215,694	150,194	(65,500)
540 INTERNAL SERVICE CHARGES				
540101 INTERNAL CHARGES			24,833	24,833
540102 ADMIN FEE		51,066	32,307	(18,759)
540202 INTERNAL SER FEES-LEASED EQUIP		5,249	5,249	-
540101 INTERNAL CHARGES	15,416	31,438		(31,438)
540 INTERNAL SERVICE CHARGES Total	15,416	87,752	62,388	(25,364)
550 COST ALLOCATION (CONTRA)				
550101 CONTRA ACCOUNT ADMIN FEES GF	(851,214)	(940,868)	(785,991)	154,877
550 COST ALLOCATION (CONTRA) Total	(851,214)	(940,868)	(785,991)	154,877
14 NETWORK INFRASTRUCTURE SUPPORT Total	125,759	15,447	71,746	56,299

**SEMINOLE COUNTY GOVERNMENT
FY 2016/17 ADOPTED BUDGET DOCUMENT**

14 INFORMATION SERVICES DEPT

Telephone Support & Maintenance

Program Message

This program is responsible for the support and maintenance, design, lifecycle management, service delivery, and security of network, telephone, wireless, firewall, and associated systems. Examples of these services include maintenance of phone systems including handsets and lines, all network transport, public and specialized WIFI access, as well as security services. This program also provides network support for the interconnectivity of constitutional offices and cities for access to shared services.

14 INFORMATION SERVICES DEPARTMENT

PROGRAM - ACCOUNT	FY 2014/15 ACTUALS	FY 2015/16 ADOPTED BUDGET	FY 2016/17 ADOPTED BUDGET	BUDGET VARIANCE
14 TELEPHONE SUPPORT & MAINTENANC				
510 PERSONNEL SERVICES				
510120 REGULAR SALARIES AND WAGES	156,418	414,495	419,033	4,538
510140 OVERTIME	17,787	8,561	13,837	5,276
510210 SOCIAL SECURITY MATCHING	13,053	32,364	34,527	2,163
510220 RETIREMENT CONTRIBUTIONS	12,774	30,714	33,904	3,190
510230 HEALTH AND LIFE INSURANCE	28,388	76,721	78,220	1,499
510240 WORKERS COMPENSATION	179	663	1,219	556
510 PERSONNEL SERVICES Total	228,599	563,517	580,740	17,223
530 OPERATING EXPENDITURES				
530310 PROFESSIONAL SERVICES		19,000	30,000	11,000
530340 OTHER SERVICES		5,000	5,000	-
530400 TRAVEL AND PER DIEM		250		(250)
530410 COMMUNICATIONS	557,969	589,315	598,607	9,292
530411 COMMUNICATIONS - EQUIPMENT	4,053	29,000	29,000	-
530460 REPAIRS AND MAINTENANCE	1,154	35,000	30,000	(5,000)
530520 OPERATING SUPPLIES	265	6,450	6,450	-
530522 OPERATING SUPPLIES-TECHNOLOGY	2,987	97,500	99,300	1,800
530550 TRAINING	3,695	9,828	9,828	-
530 OPERATING EXPENDITURES Total	570,124	791,343	808,185	16,842
540 INTERNAL SERVICE CHARGES				
540101 INTERNAL CHARGES			29,546	29,546
540102 ADMIN FEE		31,822	32,903	1,081
540202 INTERNAL SER FEES-LEASED EQUIP		2,422	2,422	-
540101 INTERNAL CHARGES	16,790	18,099		(18,099)
540 INTERNAL SERVICE CHARGES Total	16,790	52,343	64,871	12,528
550 COST ALLOCATION (CONTRA)				
550101 CONTRA ACCOUNT ADMIN FEES GF	(717,770)	(1,406,469)	(1,313,963)	92,506
550 COST ALLOCATION (CONTRA) Total	(717,770)	(1,406,469)	(1,313,963)	92,506
560 CAPITAL OUTLAY				
560620 BUILDINGS	242,743			-
560 CAPITAL OUTLAY Total	242,743			-
14 TELEPHONE SUPPORT & MAINTENANC Total	340,487	734	139,833	139,099

**SEMINOLE COUNTY GOVERNMENT
FY 2016/17 ADOPTED BUDGET DOCUMENT**

14 INFORMATION SERVICES DEPT

Workstation Support & Maintenance

Program Message

This program is responsible for support and maintenance of computer workstations, peripherals, and locally installed applications. This program also provides on-site technician support, troubleshooting, and computer changes.

14 INFORMATION SERVICES DEPARTMENT

PROGRAM - ACCOUNT	FY 2014/15 ACTUALS	FY 2015/16 ADOPTED BUDGET	FY 2016/17 ADOPTED BUDGET	BUDGET VARIANCE
14 WORKSTATION SUPPORT & MAINTENA				
340 CHARGES FOR SERVICES				
341210 INTERNAL SER FEES-FLEET EQUIP		(544,866)	(304,800)	240,066
340 CHARGES FOR SERVICES Total		(544,866)	(304,800)	240,066
510 PERSONNEL SERVICES				
510120 REGULAR SALARIES AND WAGES	(1,576)			-
510210 SOCIAL SECURITY MATCHING	1,576			-
510220 RETIREMENT CONTRIBUTIONS	0			-
510 PERSONNEL SERVICES Total	0			-
530 OPERATING EXPENDITURES				
530310 PROFESSIONAL SERVICES	711,706	772,500	885,555	113,055
530340 OTHER SERVICES	11,175	50,004	50,004	-
530440 RENTAL AND LEASES	33,748	520,671	433,634	(87,037)
530520 OPERATING SUPPLIES	37,137		23,000	23,000
530521 EQUIPMENT \$1000-\$4999	1,725			-
530522 OPERATING SUPPLIES-TECHNOLOGY	8,180	397,198	400,166	2,968
530 OPERATING EXPENDITURES Total	803,672	1,740,373	1,792,359	51,986
540 INTERNAL SERVICE CHARGES				
540102 ADMIN FEE		36,467	191	(36,276)
540201 INSURANCE	813	946	946	-
540202 INTERNAL SER FEES-LEASED EQUIP		42,336	42,336	-
540101 INTERNAL CHARGES	41,928	210,069		(210,069)
540 INTERNAL SERVICE CHARGES Total	42,741	289,818	43,473	(246,346)
550 COST ALLOCATION (CONTRA)				
550101 CONTRA ACCOUNT ADMIN FEES GF	(679,723)	(1,169,698)	(1,294,248)	(124,550)
550 COST ALLOCATION (CONTRA) Total	(679,723)	(1,169,698)	(1,294,248)	(124,550)
560 CAPITAL OUTLAY				
560642 EQUIPMENT >\$4999	87,898	483,891	499,000	15,109
560 CAPITAL OUTLAY Total	87,898	483,891	499,000	15,109
14 WORKSTATION SUPPORT & MAINTENA Total	254,588	799,518	735,784	(63,735)

**SEMINOLE COUNTY GOVERNMENT
FY 2016/17 ADOPTED BUDGET DOCUMENT**

18 RESOURCE MANAGEMENT DEPT

**CENTRAL CHARGES
MAIL SERVICES
MSBU PROGRAM
OFFICE OF MANAGEMENT & BUDGET
PRINTING SERVICES
PURCHASING AND CONTRACTS
RECIPIENT AGENCY GRANTS
RESOURCE MANAGEMENT BUSINESS OFFICE
RISK MANAGEMENT**

**SEMINOLE COUNTY GOVERNMENT
FY 2016/17 ADOPTED BUDGET DOCUMENT**

18 RESOURCE MANAGEMENT DEPT

Department Message

The Resource Management Department focuses on improving Seminole County Citizens' quality of life through the provision of an effective and efficient government. The department is committed to promoting long-term fiscal stability and resiliency, acting as stewards of the County's financial resources. The department works to foster transparency and accountability with respect to financial matters; ensuring compliance with applicable laws, rules and regulations. Under the direction of the County Manager, the department oversees all fiscal related activities of the Board of County Commissioners.

We strive to provide sound fiscal management, policy development, timely and accurate information, quality assistance, and reliable recommendations relative to the County's strategic priorities.

Resource Management delivers the following programs:

1. Business Office

The Administration Program provides overall direction to the operations of the department. It also provides the department's primary interface with the County Manager's Office, other departments of county government and the Board of County Commissioners.

2. Office of Management & Budget

The Office of Management & Budget Program carries out the mission of Seminole County by providing fiscal management support and transparent information that promotes community trust and the responsible use of scarce public resources. Budgets developed under this program have been awarded the distinguished budget presentation award by the Government Finance Officers Association for 23 consecutive years.

The program provides the following services:

- Revenue Administration
- Grants Administration and Compliance
- Debt Administration
- Long-term Financial Planning
- Fiscal Management
- Annual Budget Development

**SEMINOLE COUNTY GOVERNMENT
FY 2016/17 ADOPTED BUDGET DOCUMENT**

18 RESOURCE MANAGEMENT DEPT

Department Message (CONT.)

3. Municipal Services Business Unit (MSBU)

The MSBU Program provides project coordination and financial management of non-ad valorem assessment districts (aka Municipal Services Benefit Unit – “MSBU”) in unincorporated Seminole County. These MSBUs provide funding for public services that offer special benefit on a localized basis. Residential solid waste management, street lighting, lake and aquatic vegetation management are examples of services funded by assessments. The MSBU Program offers customer oriented services through online alternatives, communication brochures, application packets, and speaking engagements at public meetings. The ongoing management of MSBUs, includes partnerships with operating departments, coordination with community liaisons, determination of assessment allocation and amount, data management, and annually reporting of assessments (and/or installment billings) to the Seminole County Tax Collector for collection via property tax bills.

4. Purchasing and Contracts

The Purchasing and Contracts Division provides County-wide procurements services that partner with industry and offers best value procurement solutions to our residents. Focus areas include:

- Ensures county-wide compliance with procurement laws, regulations, purchasing code, policies and procedures, while maintaining effective operation of the purchasing, contracting, and fixed asset process.
- Provides innovative procurement solutions, while maintaining customer satisfaction and achieving performance management objectives in purchasing, contracting and fixed assets functions.
- Achieves cost savings by using the competitive process and through negotiations.
- Utilizes new technologies to improve and streamline the procurement process.
- Advances the utilization of e-procurement solutions to increase efficiency.
- Provides accredited procurement services along with award winning Achievement of Excellence in Procurement services.
- Administers the Purchasing Card Program, and conduct compliance checks.

5. Risk Management

The Risk Management Program works to maximize the physical well-being of the county’s workforce and minimize financial risk to the county by administering programs for workers’ compensation, property/liability, and employee health insurance.

**SEMINOLE COUNTY GOVERNMENT
FY 2016/17 ADOPTED BUDGET DOCUMENT**

18 RESOURCE MANAGEMENT DEPT

Department Message (CONT.)

6. Central Charges

Central Charges represent a collection of centralized accounts for expenditures of a county-wide nature, not related to any single operating department. Expenses include certain payments due employees upon termination of employment with the County. Additional operating expenditures include county document recording, initiatives, county-wide external accounting and audit contracts, postage for tax notices and property insurance for general government facilities. Central Charges also encompass Community Redevelopment Agency (CRA) payments and long term debt.

7. Mail Services

The Mail Center located in the County Services Building, Sanford, provides a variety of mailing services; first-class presort to standard processing to BCC departments and other elected officials. Other services offered are: electronic certified mail, electronic package tracking, and folding and inserting. On a monthly basis, the Mail Center processes approximately 320,000 pieces of mail and sorts and delivers approximately 100,000 pieces of interoffice mail. Mail Center staff will meet with customers to assist with pricing for bulk, discounted, first class mail, or use of the County's mail permit.

8. Printing Services

The Print Center located in the County Services Building, Sanford, houses high-speed, high-quality black and white and color digital presses that allow customers to order large and small volume print jobs quickly, easily and in the most cost effective manner. In addition, many types of binding, cutting and folding services are offered. The Print Center offers a web submit printing process. This paperless requisition system makes printing customers files at the Printing Center easier than ever.

18 RESOURCE MANAGEMENT DEPARTMENT

FUND - PROGRAM	FY 2014/15 ACTUALS	FY 2015/16 ADOPTED BUDGET	FY 2016/17 ADOPTED BUDGET	BUDGET VARIANCE
01 GENERAL FUNDS				
18 CENTRAL CHARGES	5,147,837	5,785,398	3,395,642	(2,389,756)
18 MAIL SERVICES	5,050	17,203	137,721	120,518
18 OFFICE OF MANAGEMENT & BUDGET	207,751	166,272	126,097	(40,175)
18 PRINTING SERVICES	2,568	5,895	60,012	54,117
18 PURCHASING AND CONTRACTS	485,664	221,575	104,441	(117,134)
18 RECIPIENT AGENCY GRANTS	3,487	441		(441)
18 RESOURCE MGT - BUSINESS OFFICE	169,632	103,641	126,153	22,512
01 GENERAL FUNDS Total	6,021,989	6,300,425	3,950,067	(2,350,358)
04 SPECIAL REVENUE FUNDS				
18 MSBU PROGRAM	17,425,518	19,435,311	19,146,652	(288,658)
18 RECIPIENT AGENCY GRANTS	666,809	636,078	346,742	(289,336)
04 SPECIAL REVENUE FUNDS Total	18,092,327	20,071,389	19,493,394	(577,994)
05 DEBT SERVICE FUNDS				
18 CENTRAL CHARGES	39,882,739	9,916,015	9,908,927	(7,088)
05 DEBT SERVICE FUNDS Total	39,882,739	9,916,015	9,908,927	(7,088)
08 INTERNAL SERVICE FUNDS				
18 RISK MANAGEMENT	3,051,997	4,490,091	4,390,765	(99,326)
08 INTERNAL SERVICE FUNDS Total	3,051,997	4,490,091	4,390,765	(99,326)
Grand Total	67,049,052	40,777,919	37,743,153	(3,034,766)

**SEMINOLE COUNTY GOVERNMENT
FY 2016/17 ADOPTED BUDGET DOCUMENT**

18 RESOURCE MANAGEMENT DEPT

Central Charges

Program Message

Central Charges represent a collection of centralized accounts for expenditures of a county-wide nature, not related to any single operating department. Expenses include certain payments due employees upon termination of employment with the County. Additional operating expenditures include county document recording, initiatives, county-wide external accounting and audit contracts, postage for tax notices and property insurance for general government facilities. Central Charges also encompass Community Redevelopment Agency (CRA) payments and long term debt.

18 RESOURCE MANAGEMENT DEPARTMENT

PROGRAM - ACCOUNT	FY 2014/15 ACTUALS	FY 2015/16 ADOPTED BUDGET	FY 2016/17 ADOPTED BUDGET	BUDGET VARIANCE
18 CENTRAL CHARGES				
380 OTHER SOURCES				
385100 PROCEEDS OF REFUNDING BONDS	(29,810,000)			-
380 OTHER SOURCES Total	(29,810,000)			-
510 PERSONNEL SERVICES				
510120 REGULAR SALARIES AND WAGES	580,008	564,000	591,919	27,919
510150 SPECIAL PAY	(17)			-
510210 SOCIAL SECURITY MATCHING	42,401	43,146	47,277	4,131
510220 RETIREMENT CONTRIBUTIONS	50,766		46,474	46,474
510230 HEALTH AND LIFE INSURANCE	(2,617)			-
510240 WORKERS COMPENSATION			1,669	1,669
510250 UNEMPLOYMENT COMPENSATION	32,247			-
510 PERSONNEL SERVICES Total	702,787	607,146	687,339	80,193
530 OPERATING EXPENDITURES				
530310 PROFESSIONAL SERVICES	44,156	75,000	75,000	-
530320 ACCOUNTING AND AUDITING	242,203	290,000	250,000	(40,000)
530340 OTHER SERVICES	5,263	45,000	45,000	-
530400 TRAVEL AND PER DIEM	420			-
530420 TRANSPORTATION	114,822	110,000	110,000	-
530490 OTHER CHARGES/OBLIGATIONS	25,204	135,000	130,000	(5,000)
530 OPERATING EXPENDITURES Total	432,066	655,000	610,000	(45,000)
540 INTERNAL SERVICE CHARGES				
540102 ADMIN FEE		173,999	52,637	(121,362)
540201 INSURANCE	155,731	203,109	203,109	-
540 INTERNAL SERVICE CHARGES Total	155,731	377,108	255,746	(121,362)
550 COST ALLOCATION (CONTRA)				
550102 CONTRA ACCT-ADMIN FEES	(132,565)	(195,294)	(187,568)	7,726
550 COST ALLOCATION (CONTRA) Total	(132,565)	(195,294)	(187,568)	7,726
570 DEBT SERVICE				
570710 PRINCIPAL	5,277,500	5,519,000	5,674,000	155,000
570720 INTEREST	4,797,135	4,395,565	4,233,677	(161,888)
570730 OTHER DEBT SERVICE	69,160	1,450	1,250	(200)
570750 BOND ISSUANCE COSTS	74,147			-
570 DEBT SERVICE Total	10,217,942	9,916,015	9,908,927	(7,088)
580 GRANTS & AIDS				
580811 AID TO GOVERNMENTAL AGENCIES	3,705,330	4,056,437	2,030,125	(2,026,312)
580821 AID TO PRIVATE ORGANIZATIONS	284,487	285,000		(285,000)
580 GRANTS & AIDS Total	3,989,817	4,341,437	2,030,125	(2,311,312)
590 INTERFUND TRANSFERS OUT				
590951 PAYMENT TO ESCROW AGENT	29,664,797			-
590 INTERFUND TRANSFERS OUT Total	29,664,797			-
18 CENTRAL CHARGES Total	15,220,576	15,701,413	13,304,569	(2,396,844)

**SEMINOLE COUNTY GOVERNMENT
FY 2016/17 ADOPTED BUDGET DOCUMENT**

18 RESOURCE MANAGEMENT DEPT

Mail Services

Program Message

The Mail Center located in the County Services Building, Sanford, provides a variety of mailing services; first-class presort to standard processing to BCC departments and other elected officials. Other services offered are: electronic certified mail, electronic package tracking, and folding and inserting. On a monthly basis, the Mail Center processes approximately 320,000 pieces of mail and sorts and delivers approximately 100,000 pieces of interoffice mail. Mail Center staff will meet with customers to assist with pricing for bulk, discounted, first class mail, or use of the County's mail permit.

18 RESOURCE MANAGEMENT DEPARTMENT

PROGRAM - ACCOUNT	FY 2014/15 ACTUALS	FY 2015/16 ADOPTED BUDGET	FY 2016/17 ADOPTED BUDGET	BUDGET VARIANCE
18 MAIL SERVICES				
510 PERSONNEL SERVICES				
510120 REGULAR SALARIES AND WAGES	75,324	75,801	76,631	831
510210 SOCIAL SECURITY MATCHING	5,564	5,799	6,121	322
510220 RETIREMENT CONTRIBUTIONS	5,527	5,503	6,017	514
510230 HEALTH AND LIFE INSURANCE	20,352	21,569	22,188	619
510240 WORKERS COMPENSATION	1,991	2,933	5,208	2,275
510 PERSONNEL SERVICES Total	108,757	111,605	116,165	4,560
530 OPERATING EXPENDITURES				
530420 TRANSPORTATION	186,561	377,000	277,000	(100,000)
530440 RENTAL AND LEASES	13,374	14,200	14,200	-
530460 REPAIRS AND MAINTENANCE	3,153	5,200	5,200	-
530510 OFFICE SUPPLIES	29	150	150	-
530520 OPERATING SUPPLIES	(21,406)	3,300	3,300	-
530550 TRAINING		75	75	-
530 OPERATING EXPENDITURES Total	181,711	399,925	299,925	(100,000)
540 INTERNAL SERVICE CHARGES				
540101 INTERNAL CHARGES			14,642	14,642
540102 ADMIN FEE		16,122	8,677	(7,445)
540201 INSURANCE	63	72	72	-
540202 INTERNAL SER FEES-LEASED EQUIP		807	807	-
540101 INTERNAL CHARGES	11,031	16,724		(16,724)
540 INTERNAL SERVICE CHARGES Total	11,094	33,726	24,198	(9,527)
550 COST ALLOCATION (CONTRA)				
550101 CONTRA ACCOUNT ADMIN FEES GF	(296,512)	(528,052)	(302,567)	225,485
550 COST ALLOCATION (CONTRA) Total	(296,512)	(528,052)	(302,567)	225,485
18 MAIL SERVICES Total	5,050	17,203	137,721	120,518

**SEMINOLE COUNTY GOVERNMENT
FY 2016/17 ADOPTED BUDGET DOCUMENT**

18 RESOURCE MANAGEMENT DEPT

MSBU Program

Program Message

As stipulated in Seminole County's Administrative Code [Section 22.10], the MSBU Program coordinates the activities for non-ad valorem assessment districts that provide funding for certain essential municipal services offering a localized or community-based benefit within the unincorporated boundary of Seminole County. These assessment districts are established by Ordinance of the Seminole County Board of County Commissioners and are referred to as Municipal Service Benefit Units or MSBUs. An MSBU may be established for on-going municipal services (such as residential solid waste management services, street lighting and lake management) or for a capital improvement project (such as road paving, water and/or wastewater utility service lines, and neighborhood wall reconstruction). When applicable, funding for MSBUs may include collection of the assessments in annual installments. In addition to adhering to the County's Administrative Code, the MSBU Program is accountable for compliance with respective Florida Statutes.

Properties located in unincorporated Seminole County are eligible for participation in the projects coordinated through the MSBU Program. Municipal services that meet the criteria set forth in the County's Administrative Code [Section 22.10] may qualify, providing sufficient community support is demonstrated. The assessments associated with MSBUs are based on the cost to provide the improvement, number of participating properties, and the benefit unit allocated to each participating property.

For community initiated MSBU creation requests, the process of establishing an MSBU begins when the County receives an application for qualifying services. Applications are available from the MSBU Program office. The application fee for each type of MSBU was established by Seminole County Board of County Commissioners and such fees are documented in the Seminole County Administrative Code [Section 20.37]. After the MSBU Program reviews the request for qualifying services, cost estimates are provided and the percentage of community support for creating the MSBU is determined through a formal petition process. Following confirmation of sufficient support within the requesting community, a public hearing is conducted to provide public input and Board consideration for establishing the MSBU. Following establishment of an MSBU by the Board of County Commissioners, the funding for the designated essential services is generated by assessments levied against the benefiting properties, with collection by the Tax Collector via the annual property tax bills.

The MSBU Program provides project coordination and financial management of each MSBU, which includes partnerships with operating departments, preparing budgets, making assessment recommendations and insuring assessments (and/or installment billings) are reported accurately and timely to the Seminole County Tax Collector for collection. Owners of assessed properties are kept informed of all related activities via web postings, correspondence, and annual notification of proposed assessments.

**SEMINOLE COUNTY GOVERNMENT
FY 2016/17 ADOPTED BUDGET DOCUMENT**

18 RESOURCE MANAGEMENT DEPT

MSBU Program (CONT.)

Program Message

The MSBU Program uses a variety of tools to evaluate performance and results. In addition to customer satisfaction surveys circulated in association with specific projects, the following measurements are used to determine the accuracy and reliability of the services rendered by MSBU Program staff:

- Phone call volume/content
- Number of on-line requests for service changes
- Number of assessment roll corrections
- Number of refunds issued
- Frequency of elevated response to customer concerns
- Assessment rate trends (stability and sustainability targeted)

Additional information regarding MSBU opportunities is available on-line at the MSBU Program website

[<http://www.seminolecountyfl.gov/fs/msbu>] or through contact with MSBU Program staff [MSBUProgram@seminolecountyfl.gov or (407)-665-7178].

18 RESOURCE MANAGEMENT DEPARTMENT

PROGRAM - ACCOUNT	FY 2014/15 ACTUALS	FY 2015/16 ADOPTED BUDGET	FY 2016/17 ADOPTED BUDGET	BUDGET VARIANCE
18 MSBU PROGRAM				
510 PERSONNEL SERVICES				
510120 REGULAR SALARIES AND WAGES	244,119	223,319	228,929	5,610
510210 SOCIAL SECURITY MATCHING	18,157	17,084	17,513	429
510220 RETIREMENT CONTRIBUTIONS	17,257	16,213	17,215	1,002
510230 HEALTH AND LIFE INSURANCE	40,567	43,397	32,076	(11,321)
510240 WORKERS COMPENSATION	261	357	618	261
510 PERSONNEL SERVICES Total	320,360	300,371	296,351	(4,020)
530 OPERATING EXPENDITURES				
530340 OTHER SERVICES	11,524,980	11,541,170	11,307,270	(233,900)
530400 TRAVEL AND PER DIEM	278	350	350	-
530401 TRAVEL - TRAINING RELATED		350	350	-
530420 TRANSPORTATION	28,547	33,650	32,850	(800)
530430 UTILITIES - ELECTRICITY	2,210,499	2,257,000	2,267,500	10,500
530460 REPAIRS AND MAINTENANCE	97,565	512,300	343,290	(169,010)
530470 PRINTING AND BINDING	9,721	10,500	10,500	-
530490 OTHER CHARGES/OBLIGATIONS	2,838,494	3,122,780	3,082,800	(39,980)
530492 OTHER CHRGS/OB CONSTITUTIONALS	79,823	84,000	84,721	721
530499 CHARGES/OBLIGATIONS-CONTINGENC		1,407,415	1,641,115	233,700
530510 OFFICE SUPPLIES	46	750	750	-
530520 OPERATING SUPPLIES	13	750	750	-
530521 EQUIPMENT \$1000-\$4999		-	1,000	1,000
530540 BOOKS, DUES PUBLICATIONS	232	250	250	-
530550 TRAINING	149	550	550	-
530 OPERATING EXPENDITURES Total	16,790,346	18,971,815	18,774,046	(197,769)
540 INTERNAL SERVICE CHARGES				
540101 INTERNAL CHARGES			9,875	9,875
540102 ADMIN FEE	300,000	139,135	27,469	(111,666)
540202 INTERNAL SER FEES-LEASED EQUIP		1,961	1,961	-
540101 INTERNAL CHARGES	13,811	16,729		(16,729)
540 INTERNAL SERVICE CHARGES Total	313,811	157,825	39,305	(118,520)
590 INTERFUND TRANSFERS OUT				
590910 *TRANSFER TO OTHER FUNDS	1,000	5,300	36,950	31,650
590 INTERFUND TRANSFERS OUT Total	1,000	5,300	36,950	31,650
18 MSBU PROGRAM Total	17,425,518	19,435,311	19,146,652	(288,658)

**SEMINOLE COUNTY GOVERNMENT
FY 2016/17 ADOPTED BUDGET DOCUMENT**

18 RESOURCE MANAGEMENT DEPT

Office of Management and Budget

Program Message

The Budget & Fiscal Management Program carries out the mission of Seminole County by providing fiscal management support and transparent information that promotes community trust and the responsible use of scarce public resources. Budgets developed under this program have been awarded the distinguished budget presentation award by the Government Finance Officers Association for 24 consecutive years.

The program provides the following services:

- Revenue Administration
- Grants Administration and Compliance
- Debt Administration
- Long-term Financial Planning
- Fiscal Management
- Annual Budget Development

18 RESOURCE MANAGEMENT DEPARTMENT

PROGRAM - ACCOUNT	FY 2014/15 ACTUALS	FY 2015/16 ADOPTED BUDGET	FY 2016/17 ADOPTED BUDGET	BUDGET VARIANCE
18 OFFICE OF MANAGEMENT & BUDGET				
510 PERSONNEL SERVICES				
510120 REGULAR SALARIES AND WAGES	559,404	579,320	656,613	77,293
510150 SPECIAL PAY	500	1,800	600	(1,200)
510210 SOCIAL SECURITY MATCHING	45,272	44,318	52,444	8,126
510220 RETIREMENT CONTRIBUTIONS	41,176	42,059	50,156	8,097
510230 HEALTH AND LIFE INSURANCE	83,166	82,959	129,674	46,715
510240 WORKERS COMPENSATION	667	927	1,851	924
511000 CONTRA PERSONAL SERVICES	(3,901)			-
510 PERSONNEL SERVICES Total	726,284	751,383	891,338	139,955
530 OPERATING EXPENDITURES				
530401 TRAVEL - TRAINING RELATED	621	200	600	400
530510 OFFICE SUPPLIES	488	1,600	1,000	(600)
530520 OPERATING SUPPLIES	1,158	1,500	1,000	(500)
530540 BOOKS, DUES PUBLICATIONS	977	1,100	1,100	-
530550 TRAINING		500	3,500	3,000
530 OPERATING EXPENDITURES Total	3,243	4,900	7,200	2,300
540 INTERNAL SERVICE CHARGES				
540101 INTERNAL CHARGES			28,480	28,480
540102 ADMIN FEE		31,205	69,343	38,138
540202 INTERNAL SER FEES-LEASED EQUIP		3,980	3,980	-
540101 INTERNAL CHARGES	18,415	31,359		(31,359)
540 INTERNAL SERVICE CHARGES Total	18,415	66,544	101,802	35,259
550 COST ALLOCATION (CONTRA)				
550102 CONTRA ACCT-ADMIN FEES	(540,191)	(656,554)	(844,054)	(187,500)
550104 CONTRA ACCT - GRANT ADMIN			(30,189)	(30,189)
550 COST ALLOCATION (CONTRA) Total	(540,191)	(656,554)	(874,243)	(217,689)
18 OFFICE OF MANAGEMENT & BUDGET Total	207,751	166,272	126,097	(40,175)

**SEMINOLE COUNTY GOVERNMENT
FY 2016/17 ADOPTED BUDGET DOCUMENT**

18 RESOURCE MANAGEMENT DEPT

Printing Services

Program Message

The Print Center located in the County Services Building, Sanford, houses high-speed, high-quality black and white and color digital presses that allow customers to order large and small volume print jobs quickly, easily and in the most cost effective manner. In addition, many types of binding, cutting and folding services are offered. The Print Center offers a web submit printing process. This paperless requisition system makes printing customers files at the Printing Center easier than ever.

18 RESOURCE MANAGEMENT DEPARTMENT

PROGRAM - ACCOUNT	FY 2014/15 ACTUALS	FY 2015/16 ADOPTED BUDGET	FY 2016/17 ADOPTED BUDGET	BUDGET VARIANCE
18 PRINTING SERVICES				
510 PERSONNEL SERVICES				
510120 REGULAR SALARIES AND WAGES	32,364	32,562	32,919	357
510210 SOCIAL SECURITY MATCHING	2,242	2,491	2,629	138
510220 RETIREMENT CONTRIBUTIONS	2,375	2,364	2,585	221
510230 HEALTH AND LIFE INSURANCE	11,675	14,097	14,628	531
510240 WORKERS COMPENSATION	39	52	93	41
510 PERSONNEL SERVICES Total	48,695	51,567	52,854	1,287
530 OPERATING EXPENDITURES				
530440 RENTAL AND LEASES	7,042	20,000	20,000	-
530460 REPAIRS AND MAINTENANCE	21,883	56,300	56,300	-
530510 OFFICE SUPPLIES	66	150	150	-
530520 OPERATING SUPPLIES	25,807	34,580	34,580	-
530 OPERATING EXPENDITURES Total	54,798	111,030	111,030	-
540 INTERNAL SERVICE CHARGES				
540101 INTERNAL CHARGES			4,753	4,753
540102 ADMIN FEE		5,211	4,604	(607)
540202 INTERNAL SER FEES-LEASED EQUIP		404	404	-
540101 INTERNAL CHARGES	3,005	2,829		(2,829)
540 INTERNAL SERVICE CHARGES Total	3,005	8,443	9,761	1,317
550 COST ALLOCATION (CONTRA)				
550101 CONTRA ACCOUNT ADMIN FEES GF	(103,930)	(165,145)	(113,633)	51,512
550 COST ALLOCATION (CONTRA) Total	(103,930)	(165,145)	(113,633)	51,512
18 PRINTING SERVICES Total	2,568	5,895	60,012	54,117

**SEMINOLE COUNTY GOVERNMENT
FY 2016/17 ADOPTED BUDGET DOCUMENT**

18 RESOURCE MANAGEMENT DEPT

Purchasing and Contracts

Program Message

The Purchasing and Contracts Division (PCD) provides centralized procurement services by teaming with internal and external customers to deliver innovative, effective and timely procurement solutions in accordance with Statutes, Codes, Policies and Procedures. PCD functions include processing procurement requests, receiving competitive prices through quotes, bids, negotiations, and proposals, issuing of purchasing orders, change orders, work orders, amendments and contracts that total over \$105 million of encumber budgeted funds, and assisting in the management of contracts from initiation through final Board approval to the expiration of the contracts. PCD manages over 7,033 fixed (tangible) assets and performs the administration of the Purchasing Card Program. PCD is the principal team that provides for the County's Vendor relations.

AWARD WINNING SERVICE

Fully Accreditation by the National Institute of Governmental Purchasing (NIGP). Received the "Achievement of Excellence in Procurement Award" from the National Purchasing Institute (NPI) and "Award for Excellence in Public Procurement" from the Florida Association of Public Purchasing Officers, Inc. (FAPPO) along with many Best Practice awards.

OBJECTIVES:

- Ensures Countywide compliance of Procurement laws and regulations, Purchasing code, policies and procedures, while maintaining an effective operation of the purchasing, contracting, P-Card administration and fixed assets process.
- Provides innovative procurement solutions, while maintaining customer satisfaction and achieving performance management objectives in the purchasing, contracting and fixed assets functions.
- Continues to achieve cost savings by using the competitive process and through negotiations.
- Utilize new technological and best practice procurement methods, and provides the necessary education for professional staff certification.
- Advance toward a complete e-procurement solution with wider use of J.D. Edwards.
- Seeks out opportunities to increase usage of the P-Card that decreases the number of costly Purchase Orders and increase P-Card rebates.
- Administers the Purchasing Card Program, and conduct compliance checks.
- Outreach for Vendor relations on how to do business with the County and training.

STAFFING:

Currently the PCD operates an efficient centralized procurement division consisting of 13 FTE's, much smaller than the 2008 staff of 16.25 FTEs. Due to the extensive use of technology and best practices, as well as the decrease in Environmental Services projects, PCD has been able to accommodate the reductions in staff while still gaining efficiency.

**SEMINOLE COUNTY GOVERNMENT
FY 2016/17 ADOPTED BUDGET DOCUMENT**

18 RESOURCE MANAGEMENT DEPT

Purchasing and Contracts (CONT.)

Program Message

As the revenue climate changes with the approval of the penny sales tax, additional staff may be needed to accommodate the additional workload. Loss of experienced staff via attrition and retirement continues to challenge procurement operations. Training in procurement and J.D. Edwards becomes a priority for new staff members to minimize the loss of productivity.

1. Fixed Assets and Inventory.

Track and inventory all Countywide fixed assets as defined under Florida Statutes (F.S.) 274.03, which includes identification of material at time of purchase, inventory and tagging of newly purchased equipment, entering data into J. D. Edwards, conducting the annual inventory of fixed assets each year, and surplus of all excess material in accordance to procedures required by F.S. 274.05 and F.S 274.06.

PCD Budget percentage: 4.8%

Nr. of Fixed assets managed: 7,033; Value of the Fixed Assets: \$96.4M

2. Contract Administration, Change Orders, Amendments, Renewals and Close-outs.

Countywide services for the issuance of work orders, amendments, change orders, revisions, contractor's performance correspondence, terminations and final close out of contracts.

PCD Budget percentage: 27.7% Nr. of Procurement Actions: 440

3. Purchasing of Goods and Services.

Procurement related services for term contracts and purchase orders relating to basic goods and services for internal County customers.

PCD Budget percentage: 28.7%

Nr. of Purchase Order Actions: 1,804; encumbered amounts: \$67.40M

4. Contracts, Construction, Professional Services (CCNA) and work orders

Procurement related services for formal contracts and professional services under CCNA (F.S 287.055) for internal County customers.

PCD Budget percentage: 20.1% Nr. of Procurement Actions: 240

5. Procurement Policies, Procedures; Management, Budget and training.

Recommends and maintains operational policies and procedures in accordance with laws and applicable regulations to the Board of County Commissioners and to the County Manager.

**SEMINOLE COUNTY GOVERNMENT
FY 2016/17 ADOPTED BUDGET DOCUMENT**

18 RESOURCE MANAGEMENT DEPT

Purchasing and Contracts (CONT.)

Program Message

Initiate changes to maintain the policies and procedures current. Conduct a minimum of ten (10) County wide training sessions on Procurement topics. Provides procurement strategy for large project and EOC procurement support. Manage a centralized procurement operation.

PCD Budget percentage: 5.8%

6. Vendor relations.

The Purchasing and Contract Division maintains the County's vendor database using VendorLink software. The vendors register online for the various commodities that they sell. PCD maintains the database, create filters when a commodity is requisitioned for purchase, and provide email notifications to vendors of upcoming bid opportunities. PCD provide assistance to vendors on "How to do Business with Seminole County Government", conduct vendor fairs, reverse trade shows, conduct small business fairs, sponsor training, and conduct panel discussions. Without our vendors, we would not be successful in our partnership to deliver services to our citizens and achieve our competitive savings of \$4.2M.

PCD Budget percentage: 5.9% Nr. of registered vendors: 20,334

7. P-Card Administration.

The Purchasing and Contracts Division is the Purchasing Card Program Administrator providing policy, training, issuance of the cards, compliance with Board and County Manager's policies, training in the Works software suspension and termination of cards, work with Finance on P-Card issues, and provide assistance in the management and oversight of the purchasing cards program. We are expanding this area to increase our revenue by making payment by the P-Card.

PCD Budget percentage: 7% Nr. of P-card users: 198

Nr. of P-Card transactions: 10,750; Spend: \$12.94M

Rebate from SunTrust: \$156,999

8. Procurement Administrative Lead Time (PALT).

PALT is the number of administrative calendar days for a procurement action from approval of a requisition/request by the user department to the issuance of award. This is a good indicator of workload, staffing issues and complexity of the procurement process. PCD did experience an increase in processing time which can be attributed to new staff, workload issues and additional administrative tasks with FDOT projects. PALT metrics are available on PCD's website page.

18 RESOURCE MANAGEMENT DEPARTMENT

PROGRAM - ACCOUNT	FY 2014/15 ACTUALS	FY 2015/16 ADOPTED BUDGET	FY 2016/17 ADOPTED BUDGET	BUDGET VARIANCE
18 PURCHASING AND CONTRACTS				
510 PERSONNEL SERVICES				
510120 REGULAR SALARIES AND WAGES	722,850	704,752	709,263	4,511
510150 SPECIAL PAY	180	600	180	(420)
510210 SOCIAL SECURITY MATCHING	52,781	53,914	56,649	2,735
510220 RETIREMENT CONTRIBUTIONS	56,696	51,165	55,687	4,522
510230 HEALTH AND LIFE INSURANCE	140,617	151,969	161,233	9,264
510240 WORKERS COMPENSATION	845	1,128	1,999	871
510 PERSONNEL SERVICES Total	973,969	963,527	985,011	21,484
530 OPERATING EXPENDITURES				
530400 TRAVEL AND PER DIEM	548	800	1,200	400
530401 TRAVEL - TRAINING RELATED	642	2,080	2,450	370
530420 TRANSPORTATION		1,230	1,100	(130)
530480 PROMOTIONAL ACTIVITIES	213	275	350	75
530490 OTHER CHARGES/OBLIGATIONS	902	3,874	3,750	(124)
530510 OFFICE SUPPLIES	4,355	4,260	4,100	(160)
530520 OPERATING SUPPLIES	8,524	13,210	10,700	(2,510)
530522 OPERATING SUPPLIES-TECHNOLOGY	5,590	4,600	4,800	200
530540 BOOKS, DUES PUBLICATIONS	3,584	3,275	3,500	225
530550 TRAINING	4,109	4,500	4,900	400
530 OPERATING EXPENDITURES Total	28,467	38,104	36,850	(1,254)
540 INTERNAL SERVICE CHARGES				
540101 INTERNAL CHARGES			45,372	45,372
540102 ADMIN FEE		37,482	61,829	24,347
540201 INSURANCE	167	195	195	-
540202 INTERNAL SER FEES-LEASED EQUIP		6,806	6,806	-
540101 INTERNAL CHARGES	34,272	59,896		(59,896)
540 INTERNAL SERVICE CHARGES Total	34,439	104,379	114,202	9,823
550 COST ALLOCATION (CONTRA)				
550102 CONTRA ACCT-ADMIN FEES	(551,210)	(884,435)	(1,031,622)	(147,187)
550 COST ALLOCATION (CONTRA) Total	(551,210)	(884,435)	(1,031,622)	(147,187)
18 PURCHASING AND CONTRACTS Total	485,664	221,575	104,441	(117,134)

**SEMINOLE COUNTY GOVERNMENT
FY 2016/17 ADOPTED BUDGET DOCUMENT**

18 RESOURCE MANAGEMENT DEPT

Recipient Agency Grants

18 RESOURCE MANAGEMENT DEPARTMENT

PROGRAM - ACCOUNT	FY 2014/15 ACTUALS	FY 2015/16 ADOPTED BUDGET	FY 2016/17 ADOPTED BUDGET	BUDGET VARIANCE
18 RECIPIENT AGENCY GRANTS				
330 INTERGOVERNMENTAL REVENUE				
331228 SUPERVISED VISITATION	(113,935)	-		-
331820 ADULT DRUG COURT	(263,064)	(381,046)	(324,996)	56,050
331825 VETERANS TREATMENT COURT	(33,111)	-	(21,746)	(21,746)
334690 OTHER HUMAN SERVICES GRANTS	(256,643)	(255,032)		255,032
330 INTERGOVERNMENTAL REVENUE Total	(666,752)	(636,078)	(346,742)	289,336
510 PERSONNEL SERVICES				
510120 REGULAR SALARIES AND WAGES	37,859	37,352	29,402	(7,950)
510125 PART-TIME PERSONNEL			18,837	18,837
510140 OVERTIME	520			-
510210 SOCIAL SECURITY MATCHING	2,825	2,857	3,703	846
510220 RETIREMENT CONTRIBUTIONS	2,817	2,712	3,641	929
510230 HEALTH AND LIFE INSURANCE	9,668	13,069	13,500	431
510240 WORKERS COMPENSATION	463	60	131	71
510 PERSONNEL SERVICES Total	54,152	56,050	69,214	13,164
530 OPERATING EXPENDITURES				
530310 PROFESSIONAL SERVICES	302,168	557,458	260,498	(296,960)
530340 OTHER SERVICES	296,984	2,000		(2,000)
530402 TRAVEL - TRAINING NON-EMPLOYEE	6,223	6,255	6,255	-
530490 OTHER CHARGES/OBLIGATIONS	3,487	-		-
530510 OFFICE SUPPLIES	15	120		(120)
530520 OPERATING SUPPLIES		8,020	4,600	(3,420)
530 OPERATING EXPENDITURES Total	608,877	573,853	271,353	(302,500)
540 INTERNAL SERVICE CHARGES				
540102 ADMIN FEE		441		(441)
540101 INTERNAL CHARGES	7,266	6,175		(6,175)
540104 COUNTY LABOR GRANT			6,175	6,175
540 INTERNAL SERVICE CHARGES Total	7,266	6,616	6,175	(441)
18 RECIPIENT AGENCY GRANTS Total	3,543	441	-	(441)

**SEMINOLE COUNTY GOVERNMENT
FY 2016/17 ADOPTED BUDGET DOCUMENT**

18 RESOURCE MANAGEMENT DEPT

Resource Management Business Office

Program Message

The Administration Program provides overall direction to the operations of the department. It also provides the department's primary interface with the County Manager's Office, other departments of county government and the Board of County Commissioners.

18 RESOURCE MANAGEMENT DEPARTMENT

PROGRAM - ACCOUNT	FY 2014/15 ACTUALS	FY 2015/16 ADOPTED BUDGET	FY 2016/17 ADOPTED BUDGET	BUDGET VARIANCE
18 RESOURCE MGT - BUSINESS OFFICE				
510 PERSONNEL SERVICES				
510120 REGULAR SALARIES AND WAGES	227,577	270,632	270,509	(123)
510150 SPECIAL PAY	3,208	3,300	3,300	-
510210 SOCIAL SECURITY MATCHING	12,906	20,703	21,606	903
510220 RETIREMENT CONTRIBUTIONS	34,664	37,851	40,561	2,710
510230 HEALTH AND LIFE INSURANCE	34,862	38,949	38,064	(885)
510240 WORKERS COMPENSATION	315	433	763	330
511000 CONTRA PERSONAL SERVICES	(3,340)	(6,175)		6,175
510 PERSONNEL SERVICES Total	310,193	365,693	374,803	9,110
530 OPERATING EXPENDITURES				
530340 OTHER SERVICES	76,000	80,000	76,000	(4,000)
530400 TRAVEL AND PER DIEM	60			-
530401 TRAVEL - TRAINING RELATED	785	700	700	-
530490 OTHER CHARGES/OBLIGATIONS	666	3,000	3,000	-
530510 OFFICE SUPPLIES	-	800	400	(400)
530520 OPERATING SUPPLIES	10	600	300	(300)
530540 BOOKS, DUES PUBLICATIONS		2,145	2,145	-
530550 TRAINING	565	500	500	-
530 OPERATING EXPENDITURES Total	78,086	87,745	83,045	(4,700)
540 INTERNAL SERVICE CHARGES				
540101 INTERNAL CHARGES			3,835	3,835
540102 ADMIN FEE		17,019	14,141	(2,878)
540202 INTERNAL SER FEES-LEASED EQUIP		2,019	2,019	-
540101 INTERNAL CHARGES	7,835	19,434		(19,434)
540 INTERNAL SERVICE CHARGES Total	7,835	38,471	19,994	(18,477)
550 COST ALLOCATION (CONTRA)				
550102 CONTRA ACCT-ADMIN FEES	(226,483)	(388,268)	(351,689)	36,579
550 COST ALLOCATION (CONTRA) Total	(226,483)	(388,268)	(351,689)	36,579
18 RESOURCE MGT - BUSINESS OFFICE Total	169,632	103,641	126,153	22,512

**SEMINOLE COUNTY GOVERNMENT
FY 2016/17 ADOPTED BUDGET DOCUMENT**

18 RESOURCE MANAGEMENT DEPT

Risk Management

Program Message

The Risk Management Program works to maximize the physical well-being of the county's workforce and minimize financial risk to the county by administering programs for workers' compensation, property/liability, and employee health insurance.

18 RESOURCE MANAGEMENT DEPARTMENT

PROGRAM - ACCOUNT	FY 2014/15 ACTUALS	FY 2015/16 ADOPTED BUDGET	FY 2016/17 ADOPTED BUDGET	BUDGET VARIANCE
18 RISK MANAGEMENT				
340 CHARGES FOR SERVICES				
341210 INTERNAL SER FEES-FLEET EQUIP	(3,341,528)	(4,295,820)		4,295,820
340 CHARGES FOR SERVICES Total	(3,341,528)	(4,295,820)		4,295,820
510 PERSONNEL SERVICES				
510120 REGULAR SALARIES AND WAGES	208,551	236,121	213,785	(22,336)
510210 SOCIAL SECURITY MATCHING	15,279	18,063	16,354	(1,709)
510220 RETIREMENT CONTRIBUTIONS	16,351	16,369	17,549	1,180
510230 HEALTH AND LIFE INSURANCE	36,102	38,830	48,815	9,985
510240 WORKERS COMPENSATION	868	1,285	578	(707)
510 PERSONNEL SERVICES Total	277,152	310,668	297,081	(13,587)
530 OPERATING EXPENDITURES				
530310 PROFESSIONAL SERVICES	5,000	7,000	7,000	-
530340 OTHER SERVICES	116,094	162,945	162,945	-
530400 TRAVEL AND PER DIEM		150	150	-
530450 INSURANCE	1,525,035	1,967,000	1,965,045	(1,955)
530451 BOCC INSURANCE CLAIMS	1,039,418	1,690,000	1,690,000	-
530499 CHARGES/OBLIGATIONS-CONTINGENC		200,000	200,000	-
530510 OFFICE SUPPLIES	191	425	425	-
530520 OPERATING SUPPLIES	544	1,050	1,050	-
530540 BOOKS, DUES PUBLICATIONS	420	1,725	1,725	-
530550 TRAINING		500	500	-
530 OPERATING EXPENDITURES Total	2,686,701	4,030,795	4,028,840	(1,955)
540 INTERNAL SERVICE CHARGES				
540101 INTERNAL CHARGES			14,690	14,690
540102 ADMIN FEE	77,668	128,937	48,457	(80,480)
540201 INSURANCE	71	82	82	-
540202 INTERNAL SER FEES-LEASED EQUIP		1,615	1,615	-
540101 INTERNAL CHARGES	10,405	17,995		(17,995)
540 INTERNAL SERVICE CHARGES Total	88,144	148,629	64,844	(83,784)
18 RISK MANAGEMENT Total	(289,531)	194,271	4,390,765	4,196,494

GLOSSARY

GLOSSARY

ACCRUAL – A revenue or expense which gets recognized in the accounting period where it is earned or incurred, even if it gets received or paid in a subsequent period.

ACCRUAL ACCOUNTING – A system that recognizes revenues and expenses as they occur, regardless of when the final payment is made. This system is used by businesses and by certain government funds that operate like businesses.

AD VALOREM TAX – A tax levied on the assessed value (net of any exemptions) of real personal property. This is a commonly referred to as “property tax”.

ADA- Americans with Disabilities Act. There are a number of projects in this document which specifically address ADA compliance. These projects enable handicapped access to county facilities.

ADJUSTED FINAL MILLAGE – Under Florida law, the actual tax rate levied by a local government when tax bills are issued. The rate is adjusted for corrected errors in property assessments for tax purposes and for changes in assessments made by property appraisal adjustment boards in each county. Usually, such changes are very slight and the adjusted millage sometimes does not change from the levy set by the taxing authority.

ADOPTED BUDGET – The financial plan of revenues and expenditures for a fiscal year as approved by the Board of County Commissioners.

AGGREGATE MILLAGE RATE – The sum of all property tax levies imposed by the governing body of a County excluding debt service and other voted millages, divided by the total taxable value.

ALLOCATION – An authorization to incur expense or obligation up to a specified amount, for a specific purpose, and within a specific period.

AMENDMENT – A change to an adopted budget, which may increase or decrease a fund total. The Board of County Commissioners must approve the change.

APPROPRIATION – A specific amount of funds authorized by the Board of County Commissioners to which financial obligations and expenditures may be made.

APPROVED BUDGET – Board of County Commissioners Budget, to be legally adopted in the following fiscal year in accordance with state statutes.

ARRA – American Recovery and Reinvestment Act.

ASSESSED VALUE – A value established by the County Property Appraiser for all real or personal property for use as a basis for levying property taxes.

BALANCED BUDGET – Total estimated receipts, including balances brought forward, equal total appropriations and reserves.

BEGINNING FUND BALANCE - Estimated funds remaining from the previous fiscal year. These remaining funds are both unexpended appropriations and the previous year’s reserves.

GLOSSARY

BOARD OF COUNTY COMMISSIONERS – The governing body of Seminole County is composed of five persons elected from single member districts, one of who is selected as Chairman.

BOND – A written promise to pay a sum of money on a specific date at a specific interest rate as detailed in a bond ordinance.

BUDGET ADJUSTMENT – A revision to the adopted budget occurring during the affected fiscal year as approved by the Board of County Commissioners via an amendment or a transfer.

BUDGET CALENDAR – The schedule of key dates involved in the process of adopting and executing an adopted budget.

BUDGET MESSAGE – A brief written statement presented by the County Manager to explain principal budget issues.

CAPITAL BUDGET - The financial plan of capital project expenditures for the fiscal year beginning October 1. It incorporates anticipated revenues and appropriations included in the first year of the five-year capital improvement program (CIP). The capital budget is adopted by the BOCC as a part of the annual county budget.

CAPITAL EQUIPMENT - Tangible equipment with a cost of \$5,000 or more.

CAPITAL IMPROVEMENT PROGRAM (CIP) - The financial plan of approved capital projects, their timing, and cost over a five-year period. The CIP is designed to meet county infrastructure needs in a responsive and efficient manner. It includes projects which are, or will become the property of Seminole County, as well as, projects that although are not owned by the county, will be part of a joint project agreement.

CAPITAL IMPROVEMENTS – Physical assets constructed or purchased, that have minimum cost of five thousand dollars (\$5,000) and a useful life of at least one year. These may include buildings, recreational facilities, road and drainage structures, water and wastewater structures, and equipment.

CAPITAL IMPROVEMENTS ELEMENT (CIE) - An element of the comprehensive plan which identifies the revenues, costs, and location of the six public facility types required by concurrency: parks, solid waste, stormwater, transportation, water, and wastewater based on service level standards and the land use plan adopted by the BOCC.

CAPITAL OUTLAY – Appropriation for the acquisition or construction of physical assets.

CAPITAL PROJECT – is a capital improvement which has a minimum cost of five thousand dollars (\$5,000) and a useful life of one year and will include a scope of services, time frame for completion, a location, an estimated total expenditure, and proposed method of financing resulting in the creation or acquisition of a capital asset. Detailed descriptions of projects over twenty-five thousand (\$25,000) are included in our 5 Year Capital Improvement Program.

CCNA – Consultant’s Competitive Negotiation Act.

CDBG – Community Development Block Grant.

GLOSSARY

CERTIFICATES FOR PARTICIPATION (COPS) – Certificates issued by the Trustee pursuant to a Trust Agreement, the proceeds from the sale of which shall be used to finance the acquisition, construction, and installation of a project.

CHARGES FOR SERVICES - These are charges for specific governmental services provided to specific individuals and entities. These charges include water and sewer services, landfill charges, building fees, and other such charges.

CIP – Capital Improvement Program.

COMMUNITY REDEVELOPMENT AGENCY (CRA) – A dependent special district in which any future increases in property values over a specified period of time are set aside to support economic development projects within that district.

CONTINGENCY – A budgetary reserve to provide for emergency or unanticipated expenditures during the fiscal year.

CSBG – Community Services Block Grant.

CULTURE AND RECREATION - Functional classification for expenditures to provide county residents opportunities and facilities for cultural, recreational and educational programs, including: libraries, parks and recreation, and other cultural and recreation services.

DEBT PER CAPITA - Total county debt divided by the county's population. The level of debt per capita is an important factor to consider when analyzing a government's ability to continue to pay its debt service costs through its current levels of tax revenue. This measure helps indicate the default risk of government bonds.

DEBT – An obligation resulting from the borrowing of money or from the purchase of goods and services.

DEBT SERVICE – The expense of retiring such debts as loans and bond issues. It includes principal and interest payments, and payments for paying agents, registrars and escrow agents.

DEFICIT – The excess of expenditures over revenues during a fiscal year.

DEPARTMENT – An organizational unit of the County responsible for carrying out a major governmental function, such as Public Works.

DEPRECIATION – The periodic expiration of an asset's useful life. Depreciation is a requirement in proprietary type funds.

DIVISION – A basic organizational unit of the County which is functionally unique in its service delivery.

DJJ – Department of Juvenile Justice.

DOR – Florida Department of Revenue.

ECONOMIC ENVIRONMENT - Functional classification for expenditures used to develop and improve the economic condition of the community and its citizens, including: business development, veteran's services, housing and urban development and other services related to economic improvements.

GLOSSARY

ENCUMBRANCE – The commitment of appropriated funds to purchase an item or service.

ENDING FUND BALANCE - Funds carried over at the end of the fiscal year. Within a fund, the revenue on hand at the beginning of the fiscal year plus revenues received during the year less expenses equals ending fund balance.

ENTERPRISE FUND – A governmental accounting fund in which the services provided are financed and operated similarly to those of a private business enterprise, i.e., through user charges.

EPA – Environmental Protection Agency.

EQUIPMENT – Other equipment or technology requested by Departments with a cost of \$5,000 or greater.

EXEMPT, EXEMPTION, NON-EXEMPT – Amounts determined by State law to be deducted from the assessed value of property for tax purposes. Tax rates are applied to the balance, which is called the non-exempt portion of the assessment. A 1980 amendment to the Florida Constitution sets the exemptions for homesteads at \$25,000. That means that a homeowner with property assessed at \$50,000, would have to pay taxes on \$25,000, of the assessment. Eligible homeowners must apply for the exemptions by March 1 each year. Other exemptions apply to agricultural land and property owned by widows, the blind, and permanently and totally disabled people who meet certain income criteria.

EXPENDITURE – Decrease in fund financial resources for the procurement of assets or the cost of goods and/or services received.

FACILITIES – Projects including renovations and repairs to County facilities with a cost of \$5,000 or greater.

FCC – Federal Communication Commission.

FDEP – Florida Department of Environmental Protection.

FDOT – Florida Department of Transportation.

FIDUCIARY FUNDS – Funds used to account for assets held by a governmental unit in a trustee capacity or as an agent for individuals, private organizations, other governmental units or other funds.

FINAL MILLAGE – The tax rate adopted in the final public budget hearing of a taxing authority.

FISCAL YEAR – The annual budget year for the county which runs from October 1 through September 30. The abbreviation used to designate this accounting period is FY.

FLEET – Includes any rolling stock equipment (vehicles, off-road equipment, trailers, emergency vehicles and apparatus) of a cost of \$5,000 or greater.

FRDAP – Florida Recreation Development Assistance Program.

FTE – Full Time Equivalent. A measure meant to standardize personnel; roughly equivalent to 2,080 hours per year.

GLOSSARY

FUNCTION – A major class or grouping of tasks directed toward a common goal, such as improvements to the public safety, improvement of the physical environment, etc. For the purposes utilized in budgetary analysis, the categories of functions have been established by the State of Florida and financial reports must be grouped according to those established functions.

FUND – A fiscal and accounting entity with a self-balancing set of accounts recording cash and other financial resources, together with all related liabilities and residual equities or balances, and change therein, which are segregated for the purpose of carrying on specific activities or attaining certain objectives in accordance with special regulations, restrictions, or limitations.

FUND BALANCE – Represents the excess of a fund's current assets over its current liabilities. For accounting purposes, fund balance is calculated as of year-end and is based on the difference between actual revenues and expenditures for the fiscal year. If revenues exceed expenditures, fund balance is positive and carries forward as revenue to the following year. If expenditures exceed revenues, any existing fund balance from a prior year is reduced. A study of changes in fund balances can indicate financial trends and fiscal health. Extreme quantities of fund balances or large fluctuations may indicate possible policy adjustments by the governing body or changes in budget procedures.

GENERAL FUND – Governmental accounting fund supported by ad valorem (property) taxes, licenses and permits, service charges, and other general revenues to provide countywide operating services. This may be referred to as the Operating Fund.

GENERAL GOVERNMENT - Functional classification for services provided by the county for the benefit of the public and the governmental body as a whole, including: legislative, financial/administrative, legal, comprehensive planning, judicial, court services and other general governmental services.

GOVERNMENTAL FUNDS – Account for general governmental activities which are largely supported by taxes and fees.

GOB – General Obligation Bond. General obligation bonds are secured by the full faith, credit and ad-valorem taxing power of the County. General obligation bonds may be issued only upon voter approval after a general election as required by Florida law.

GRANT – A contribution of assets (usually cash) by one governmental unit or other organization to another made for a specified purpose.

HOMESTEAD EXEMPTION – Refer to definition for exempt, exemption, and non-exempt.

HUMAN SERVICES - Functional classification for expenditures with the purpose of promoting the general health and well-being of the community as a whole, including: health services, mental health services, welfare, medical examiner and other human services.

IMPACT FEES - Financial contributions (i.e., money, land, etc.) Imposed by communities on developers or builders to pay for capital improvements within the community which are necessary to service/accommodate the new development.

GLOSSARY

INDIRECT COSTS – Costs associated with, but not directly attributable to, the providing of a product or service. These are usually costs incurred by other departments in the support of operating departments.

INFRASTRUCTURE - Infrastructure is a permanent installation such as a building, road, or water transmission system that provides public services.

INFRASTRUCTURE SALES TAX - A 1% surtax on the first \$5,000 of each item sold in Seminole County. Revenues are restricted to funding county and municipal transportation improvements and for the construction and renovation of schools. Only that portion related to transportation improvements is included in the county's budget.

INTERFUND TRANSFERS – Budgeted amounts transferred from one governmental accounting fund to another for services provided or for operational purposes. These represent a “double counting” of expenditures. Therefore, these amounts are deducted from the total County operating budget to calculate the “net” budget.

INTERGOVERNMENTAL REVENUE – Revenue received from another government unit for a specific purpose.

INTERNAL SERVICE - Functional classification for expenses incurred through services provided by one county agency to another, such as the self-insurance fund.

LEVEL OF SERVICE IMPACT - Impact on adopted levels of service of facilities included in the capital improvements element (CIE) as follows: (m) the repair, remodeling, renovation or replacement of an existing county facility that will maintain levels of service in the comprehensive plan; (e) construction of a new facility or expansion of an existing facility that will reduce deficiencies in the levels of service in the comprehensive plan; (f) construction of a new facility or expansion of an existing facility is needed to meet levels of service from new development.

LEVY – To impose taxes, special assessments, or service charges. Or, another term used for millage rate.

LINE-ITEM BUDGET – A budget that lists each account category separately along with the dollar amount budgeted for each account, such as office supplies, overtime, or rolling stock purchases.

LONG-TERM DEBT – Debt with a maturity of more than one year after the date of issuance.

LWCG – Land and Water Conservation Grant.

MANDATE – Any responsibility, action, or procedure that is imposed by one sphere of government or another through constitutional, legislative, administrative, executive, or judicial action as a direct order, or that is required as a condition of aid.

MILL, MILLAGE – 1/1000 of one dollar; used in computing taxes by multiplying the rate times taxable value divided by 1,000.

MILLAGE RATE - A rate per one thousand dollars of taxable property value which, when multiplied by the taxable value, yields the property tax billing for a given parcel.

MISCELLANEOUS (FUNDING SOURCE) - Revenues other than those received from standard sources such as taxes, licenses and permits, grants, and user fees.

GLOSSARY

MODIFIED ACCRUAL BASIS OF ACCOUNTING – Revenues should be recognized in the accounting period in which they become available and measurable. Expenditures should be recognized in the accounting period in which the fund liability is incurred, if measurable, except for immature interest on general long-term debt, which should be recognized when due.

MUNICIPAL SERVICES BENEFIT UNIT (MSBU) – An assessment district established by the Board of County Commissioners via an adopted ordinance, which provides an essential public health and safety improvement for which a non-ad valorem assessment is levied to fund the cost of providing that benefit. This unit may be referred to as an MSBU.

MUNICIPAL SERVICES TAXING UNIT (MSTU) – A specific taxing unit established by the Board of County Commissioners via an adopted ordinance, which derives a specific benefit for which a levy or special assessment is imposed to defray part or all of the cost of providing that benefit. This unit may be referred to as an MSTU.

NEW PROJECT - A capital project that has not been previously approved by the BOCC.

NON-BASE REQUESTS – A non-recurring or one-time budget provided to a Department with a specific scope of work, which does not expire until completed. Non-base requests are segregated in individual Business Units that are eligible to be carried forward at the end of each Fiscal Year.

NPDES – National Pollutant Discharge Elimination System.

OBJECT CODE – An account to which an expense or expenditure is recorded in order to accumulate and categorize the various types of payments that are made by governments. These are normally grouped into Personal Services, Operating Expenses, Capital Outlay, and Other categories for budgetary analysis and financial reporting purposes. The State of Florida Uniform Accounting System mandates certain object codes.

OBJECTIVE – A defined method to accomplish an established goal.

OPERATING EXPENSES – Also known as Operating and Maintenance costs, these are expenses or day-to-day operations which exclude capital costs, such as office supplies, maintenance of equipment, and travel.

OPERATING PROJECT - is a non-base activity which does not result in the creation or acquisition of a capital asset. It has a significant identifiable cost and scope of services. (Examples: studies, monitoring activities)

OTHER APPROPRIATIONS - Functional classification for funds set aside to provide for unforeseen expenses, reserves and debt payment required by bond documents, and reserves for future capital projects.

OTHER EXPENDITURES – These include items of a non-expense or expenditure nature such as depreciation expense and transfers to other funds.

OTHER REVENUES – These include revenues unearned in the current fiscal year, such a fund balance or prior year reimbursements.

PERSONAL PROPERTY – Livestock, commercial equipment and furnishings, attachments to mobile homes, railroad cars, and similar possessions that are taxable under state law.

GLOSSARY

PERSONAL SERVICES – Costs related to compensating employees, including salaries and wages and fringe benefit costs.

PHYSICAL ENVIRONMENT - Functional classification for functions performed by the county to achieve a satisfactory living environment for the community as a whole, including: solid waste disposal, water & sewer conservation & resource management, flood control & other physical environment services.

PROGRAM -.A set of activities with a common goal that is accomplished through a plan of action aimed at accomplishing a clear objective, with details on what work is to be done, by whom, when, and what means or resources will be used.

PROJECT COMPLETION DATE - This is the date the project will be available to the user for its intended purpose but there may be some outstanding financial issues pending such as outstanding invoices, contractual or legal disputes.

PROJECT DESCRIPTION - Brief explanation of each project's purpose and work scope.

PROJECT – is a non-base activity that can be either an operating or capital project with an identifiable cost and scope of services.

PROPERTY APPRAISER – The elected county official responsible for setting property valuations for tax purposes and for preparing the annual tax roll.

PROPERTY TAX – Refer to definition for ad valorem tax.

PROPOSED MILLAGE – The tax rate certified to a property appraiser by each taxing authority within a county. The proposed millage is to be sent to the County Property Appraiser within 35 days after a county's tax roll is certified.

PSAP – Public Safety Answering Point.

PUBLIC SAFETY - Functional classification for services provided by the county for the safety and security of the public, including: law enforcement, fire control, protective inspections, emergency and disaster relief, and other public safety services.

REAL PROPERTY – Land and the buildings and other structures attached to it that is taxable under state law.

REASSESSMENT – The rolled back rate will be slightly lower than the previous year's millage levy. This reduced rate multiplied by the value of the new construction/annexations added to the roll during the year provides the only source of additional tax revenue if the rolled back rate is levied.

RESERVE – An account used to indicate that a portion of a fund's balance is legally restricted for a specific purpose and is, therefore, not available for general appropriation.

RESERVES AND REFUNDS- Included in this category are funds required to meet both anticipated and unanticipated needs: the balance of anticipated earmarked revenues not required for operation in the budget year; estimated reimbursements to organizations, state, or federal governments for revenues received and not spent, and those required to be set aside by bond covenants.

GLOSSARY

REVENUE – Funds that a government receives as income. These receipts may include tax payments, interest earnings, service charges, grants, and intergovernmental payments.

REVENUE BONDS – Bonds usually sold for constructing a capital project that will produce revenue for the governmental unit issuing the bonds. The revenue is used to pay for the principal and interest of the bonds.

REVENUE ESTIMATE – A formal estimate of how much revenue will be earned from a specific revenue source for some future period, such as the next fiscal year.

ROLLED BACK/ROLL BACK RATE – That millage rate which, when multiplied times the tax roll, exclusive of new construction added to that tax roll, would yield the same amount of revenue for the taxing authority as was yielded by the millage rate levied in the previous year. In normal circumstances, as the tax roll rises by virtue of inflation or rising property values, the roll-back rate will be lower than the previous year's tax rate.

SCADA – Supervisory Control and Data Acquisition.

SER – South-East Regional.

SHIP – State Housing Initiative Program.

SPECIAL ASSESSMENT – A compulsory levy imposed on certain properties to defray part or all of the cost of a specific improvement or service deemed to primarily benefit those properties.

SPECIAL REVENUE FUND – A governmental accounting fund used to account for the proceeds of specific revenue sources that are legally restricted to expenditures for specified purposes.

SSNOCWTA – South Seminole & North Orange County Wastewater Transmission Authority.

STATE SHARED REVENUE - Revenues assessed and collected by the State of Florida, then allocated and returned to the counties and municipalities. The largest portion of state shared revenues is sales tax.

STRUCTURALLY BALANCED BUDGET – A balanced budget that supports financial sustainability for multiple years into the future.

TAX BASE – The total property valuations on which each taxing authority levies its tax rates.

TAX ROLL – The certification of assessed/taxable values prepared by the Property Appraiser and presented to the taxing authority by July 1 (or later if an extension is granted by the State of Florida) each year.

TAX YEAR – The calendar year in which ad valorem property taxes are levied to finance the ensuing fiscal year budget. For example, the tax roll for the 2005 calendar year would be used to compute the ad valorem taxes levied for the FY 05-06 budget.

TENTATIVE MILLAGE – The tax rate adopted in the first public budget hearing of a taxing agency. Under state law, the agency may reduce, but not increase, the tentative millage during the final budget hearing.

GLOSSARY

TRANSFERS - Transfers between individual funds of a governmental unit which are not repayable and are not considered charges for goods or services. These represent a “double counting” of revenues, and correspond to an equal amount of interfund expenditures.

TRANSPORTATION - Functional classification for expenditures for developing and improving the safe and adequate flow of vehicles, travelers and pedestrians on road and street facilities.

TRUST AND AGENCY FUNDS – Funds used to account for assets held by the County in a trustee capacity or as an agent for individuals, private organizations, other governments, and/or other funds.

TRUTH IN MILLAGE LAW – Also called the TRIM bill. A 1980 law enacted by the Florida legislature, which changed the budget process for local taxing agencies; it was designed to keep the public informed about the taxing intentions of the various taxing authorities.

UNDERLYING BOND RATING - Published assessment of a particular debt issue’s credit quality absent credit enhancement.

UNENCUMBERED BALANCE - The amount of an appropriation that is neither expended nor encumbered. It is essentially the amount of funds still available for future needs.

UNIFORM ACCOUNTING SYSTEM – The chart of accounts prescribed by the Office of the State Comptroller designed to standardize financial information to facilitate comparison and evaluation of reports.

USER FEES – The fees charged for direct receipt of public services.

VOTED MILLAGE – Property tax levies authorized by voters within a taxing authority. Bond issues that are backed by property taxes are a common form of voted millage in the State of Florida. Such issues are called general obligation bonds.

WTP – Water Treatment Plant.

WWTP – Waste Water Treatment Plant.



APPENDIX

RESOLUTION

of the

SEMINOLE COUNTY BOARD OF COUNTY COMMISSIONERS


ADOPTING THE AD VALOREM TAX MILLAGE RATES FOR THE FISCAL YEAR COMMENCING OCTOBER 1, 2016; LEVYING THESE AD VALOREM TAXES ON ALL NONEXEMPT REAL AND PERSONAL PROPERTY IN THE COUNTY AS OF JANUARY 1, 2016 ACCORDING TO THE CERTIFIED TAX ROLL; AUTHORIZING THE RESOURCE MANAGEMENT DIRECTOR TO PROVIDE A CERTIFIED COPY OF THIS RESOLUTION TO THE PROPERTY APPRAISER, THE TAX COLLECTOR AND THE FLORIDA DEPARTMENT OF REVENUE; AND PROVIDING FOR AN EFFECTIVE DATE.

WHEREAS, the total valuation on property, both real and personal in Seminole County, Florida, subject to assessment for taxation to raise revenue for the Fiscal Year beginning October 1, 2016, and ending September 30, 2017, as reported by the Property Appraiser, of Seminole County, Florida in the certified Assessment Roll is \$28,619,273,666; and

WHEREAS, the Board of County Commissioners of Seminole County, Florida, pursuant to Section 200.065, Florida Statutes (2016), held duly advertised public hearings on September 14, 2016 as to the tentative millage and fiscal year 2016-2017 budget and on September 27, 2016 as to fixing the final millage and approval of the final budget for fiscal year 2016-2017; and

WHEREAS, the Board of County Commissioners of Seminole County, Florida, in accordance with Chapters 129 and 200, Florida Statutes (2016), is required at this time to fix ad valorem tax millage for County purposes as well as for special taxing units; and

WHEREAS, the aggregate millage rate of \$6.6176 per \$1,000 valuation for countywide purposes and special taxing units represents a 5.47% increase over the Current Year Aggregate Rolled Back Rate of 6.2742 mills,

CERTIFIED COPY
MARYANNE MORSE
Clerk of Circuit Court and Comptroller
SEMINOLE COUNTY, FLORIDA
BY 
DEPUTY CLERK
SEMINOLE COUNTY, FLORIDA

NOW, THEREFORE, BE IT RESOLVED by the Board of County Commissioners of Seminole County, Florida, in open meeting duly assembled at the County Services Building in Sanford, Seminole County, Florida, on the 27th day of September, 2016 as follows:

Section 1. All County Purpose Non-Debt Levies. Seminole County General County Millage: It is hereby determined and declared that a tax of \$4.8751 per \$1,000 valuation be levied, assessed and imposed for the tax year 2016, on all taxable property in Seminole County on the first day of January, 2016, lying and being within the boundaries of Seminole County, for the purpose of providing general governmental services to the citizens of Seminole County inclusive of payment of salaries and fees of officers and employees, to provide for law enforcement, operating and maintaining the County road system and to properly conduct the business of the County.

The millage rate of \$4.8751 per \$1,000 valuation for all County purpose non-debt levies is unchanged from the rate imposed for tax year 2015 and is 6.20% more than the current year rolled back millage rate of 4.5905 mills.

Section 2. Special Taxing Units.

A. Seminole County Fire Protection District (MSTU): It is hereby determined and declared that a tax of \$2.3299 per \$1,000 valuation be levied, assessed and imposed for the tax year 2016 on all taxable property lying within the boundaries of the Seminole County Fire Protection District on the first day of January, 2016, for the purpose of providing fire and rescue services.

The millage rate of \$2.3299 per \$1,000 valuation for the Seminole County Fire Protection District (MSTU) levy is the same rate imposed for Fiscal Year 2015/16 and is 4.35% more than the current year rolled back millage rate of 2.2328 mills for the 2016 tax year.

B. **Seminole County Unincorporated Transportation District (MSTU):** It is hereby determined and declared that a tax of \$0.1107 per \$1,000 valuation be levied, assessed and imposed for the tax year 2016, on all taxable property lying within the boundaries of the Transportation District in Seminole County on the first day of January, 2016, for the purpose of meeting the current expenses as estimated in the budget.

The millage rate of \$0.1107 per \$1,000 valuation for the Seminole County Unincorporated Transportation District (MSTU) levy is the same millage rate imposed for Fiscal Year 2015/16 and is 4.24% more than the certified rolled back millage rate of 0.1062 mills for the 2016 tax year.

Section 3. The Property Appraiser of Seminole County, Florida, is hereby directed to assess all the foregoing taxes as fixed and levied by the Board of County Commissioners of Seminole County, Florida, upon the property and that he extend the taxes upon valuation of such property according to the millage as fixed and determined by the Board of County Commissioners of Seminole County, Florida, on all property subject to taxation in the County, as of the first day of January, 2016.

Section 4. The County's Resource Management Department Director is hereby directed to furnish to the Property Appraiser and the Tax Collector of Seminole County, Florida and the Florida Department of Revenue, full and complete copies of this Resolution.

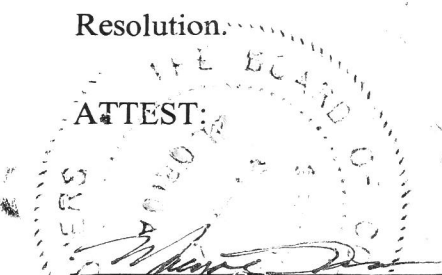
Section 5. The Clerk and Auditor of Seminole County, Florida, is hereby notified of the amount to be apportioned to the different funds and accounts out of the total taxes levied for all purposes.

Section 6. The Tax Collector of Seminole County, Florida, is hereby instructed and directed to collect the taxes in the same manner as other taxes are collected.

ADOPTED this 27th day of September, 2016 which is the effective date of this

Resolution.

ATTEST:



MARYANNE MORSE
Clerk to the Board of
County Commissioners of
Seminole County, Florida

BOARD OF COUNTY COMMISSIONERS
SEMINOLE COUNTY, FLORIDA

By: 

JOHN HORAN, Chairman

DGS/dre

09/26/16

P:\Users\dedge\My Documents\RESO\2016\2016-2017 Millage Resolution.doc

RESOLUTION

of the

SEMINOLE COUNTY BOARD OF COUNTY COMMISSIONERS

ADOPTING THE FINAL BUDGET FOR FISCAL YEAR 2016-2017 AFTER CONDUCTING DULY ADVERTISED PUBLIC HEARINGS ON THIS BUDGET; MAKING APPROPRIATIONS FOR THIS FISCAL YEAR ACCORDING TO THE ESTIMATES OF REVENUES AND EXPENDITURES FOR SEMINOLE COUNTY CONTAINED IN THIS BUDGET AS SET FORTH IN THIS RESOLUTION; AND PROVIDING AN EFFECTIVE DATE.

WHEREAS, the Fiscal Year 2016-2017 budget estimates of the revenues and expenditures of Seminole County, Florida, its Departments, Divisions and Districts have been prepared; and

WHEREAS, the Board of County Commissioners of Seminole County, Florida, pursuant to the requirements of Chapter 129 and Section 200.065, Florida Statutes (2016), held duly advertised public hearings on September 14, 2016 as to the tentative millage and fiscal year 2016-2017 budget and on September 27, 2016 as to fixing the final millage and approval of the final budget for fiscal year 2016-2017,

NOW, THEREFORE, BE IT RESOLVED by the Board of County Commissioners of Seminole County, Florida:

Section 1. The Seminole County budget for Fiscal Year 2016-2017 showing a total of all sources of revenues of **\$748,613,521** and total uses of **\$748,613,521**, all set forth in detail as to the several funds identified in this budget, is hereby approved, adopted and accepted as the Seminole County budget for the Fiscal Year commencing October 1, 2016 and ending on September 30, 2017 as follows:

GOVERNMENTAL FUNDS:

General Fund

00100 General Fund	\$	257,318,137
00103 Natural Land Endowment		817,548
00108 Facilities Maintenance		862,808
00109 Fleet Replacement		1,051,419
00111 Technology Replacement		957,593
13100 Economic Development		2,494,131
Sub-Total General Fund		263,501,636

Donation Funds

60303 Libraries - Designated		49,000
60304 Animal Services		20,000
60305 Historical Commission		22,431
Sub-Total Donation Funds		91,431

Total General Fund **263,593,067**

Restricted Funds

00101 Police Education		200,000
00104 Boating Improvement		408,282
10400 Building Program		6,179,688
11400 Court Technology Fee		1,339,208
12200 Arbor Violation Trust		148,281
12300 Alcohol/Drug Abuse		148,169
12302 Teen Court		237,776
12500 Enhanced 911		5,031,843
12804 Library-Impact Fee		100,318
13300 17/92 Redevelopment		9,966,340
15000 MSBU Street Lighting		3,091,500
15100 MSBU Residential Solid Waste		18,465,000

Other MSBU:

16000 MSBU Program Operations		2,054,113
16005 MSBU Lake Mills (LM/AWC)		217,825
16006 MSBU Lake Pickett (LM/AWC)		202,850
16007 MSBU Lake Amory (LM/AWC)		25,790
16010 MSBU Cedar Ridge (GROUNDS MAINT)		63,405
16013 MSBU Howell Creek (LM/AWC)		11,505
16020 MSBU Horseshoe Lake North (LM/AWC)		24,575
16021 MSBU Lake Myrtle (LM/AWC)		9,855
16023 MSBU Lake Spring Wood (LM/AWC)		25,160
16024 MSBU Lake of the Woods (LM/AWC)		82,155
16025 MSBU Mirror Lake (LM/AWC)		52,295
16026 MSBU Spring Lake (LM/AWC)		177,150
16027 MSBU Springwood Waterway (LM/AWC)		49,290
16028 MSBU Lakes Burkett/Martha (LM/AWC)		48,440
16030 MSBU Sweetwater Cove Lake (LM/AWC)		45,540
16035 MSBU Buttonwood Pond (LM/AWC)		5,470
16036 MSBU Lake Howell (LM/AWC)		206,350
Sub-Total Other MSBU Funds		3,301,768

Governmental Restricted Funds (continued)*Transportation Funds*

10101 Transportation Trust	18,586,177
10102 Ninth-cent Fuel Tax	6,536,795

Infrastructure Sales Tax

11500 Infrastructure Sales Tax - 1991	21,836,638
11541 Infrastructure Sales Tax - 2001	5,170,000
11560 Infrastructure Sales Tax - 2014	<u>46,031,406</u>
Sub-Total Infrastructure Sale Tax Funds	73,038,044

Transportation Impact Fee

12601 Arterial Transportation Impact Fee	(10,169,934)
12602 North Collector Transp Impact Fee	64,176
12603 West Collector Transp Impact Fee	(325,508)
12604 East Collector Transp Impact Fee	100,000
12605 South Central Collector Transp Impact Fee	<u>(1,947,964)</u>
Sub-Total Transportation Impact Fee Funds	(12,279,230)

Sub-Total Transportation Funds	<u>85,881,786</u>
--------------------------------	-------------------

Fire District Funds

11200 Fire Protection	69,551,025
11207 Fire Protection - Casselberry	4,151,791
12801 Fire/Rescue-Impact Fee	<u>3,369,917</u>
Sub-Total Fire District Funds	<u>77,072,733</u>

Tourism

11000 Tourist Development - 3% Tax	3,415,989
11001 Tourist Development/Prof Sports - 2% Tax	<u>2,755,271</u>
Sub-Total Tourism Funds	<u>6,171,260</u>

Grant Funds

00110 Adult Drug Court	324,996
11901 Community Development Block Grant	1,654,887
11902 HOME Program Grant	497,897
11904 Emergency Shelter Grants	151,092
11905 Community Svc Block Grant	41,931
11908 Disaster Preparedness	31,885
11909 Mosquito Control Grant	502,468
11919 Community Service Grants	479,291
11920 Neighborhood Stabilization Program	31,402
11926 City of Sanford CDBG	414,546
11930 Resource Management Grants Fund	21,746
12015 SHIP 14/15 -Affordable Housing	31,402
12017 SHIP 16/17 -Affordable Housing	<u>2,450,135</u>
Restricted / Grant Funds	<u>6,633,678</u>

Debt Service Funds

21200 General Revenue Debt	1,539,446
21235 General Revenue Debt 2014	1,640,600
21300 County Shared Revenue Debt	1,741,606
22500 Sales Tax Revenue Bonds	4,987,275
Restricted / Debt Service Funds	<u>9,908,927</u>

Governmental Restricted Funds (continued)

Capital Funds

30600 Infrastructure Imp/Capital Projects	150,000
30700 Sports Complex/Soldier Creek Project	68,377
32100 Natural Lands/Trails Project	1,973,626
32200 Sales Tax Bond Proceeds - 2001	-

Restricted / Capital Funds 2,192,003

Total Restricted Funds 236,478,560

TOTAL GOVERNMENTAL FUNDS 500,071,627

PROPRIETARY FUNDS:

Enterprise Funds

Water & Sewer

40100 Water And Sewer Operating	88,924,740
40102 Water Connection Fees	774,305
40103 Sewer Connection Fees	1,826,813
40105 Water and Sewer Bonds, Series 2006	8,538
40106 Water and Sewer Bonds, Series 2010	2,540
40107 Water & Sewer Debt Service Reserve	18,118,726
40108 Water and Sewer (Operating) Capital Fund	41,212,623

Sub-Total Water & Sewer Fund 150,868,285

Solid Waste

40201 Solid Waste	38,523,142
40204 Landfill Closure Escrow	19,436,909

Sub-Total Solid Waste Fund 57,960,051

Total Enterprise Funds 208,828,336

Internal Service Funds

50100 Property/Casualty Insurance	7,812,634
50200 Workers' Compensation Insurance	7,208,889
50300 Health Insurance	24,692,035

Total Internal Service Funds 39,713,558

TOTAL PROPRIETARY FUNDS 248,541,894


GRAND TOTAL ALL FUNDS \$ 748,613,521

Section 2. All sections or parts of sections of all resolutions in conflict with this Resolution are hereby repealed to the extent of such conflict.

Section 3. This Resolution takes effect immediately upon its adoption by the Board of County Commissioners.

ADOPTED this 27th day of September, 2016.

ATTEST:



MARYANNE MORSE
Clerk to the Board of
County Commissioners of
Seminole County, Florida

BOARD OF COUNTY COMMISSIONERS
SEMINOLE COUNTY, FLORIDA

By: 
JOHN HORAN, Chairman

DGS/dre
09/22/16
P:\Users\dedge\My Documents\RESO\2016\2016-2017 Budget Resolution.doc