


FAG



Split plummer block housings SNV

For shaft diameters 20 mm to 160 mm
and $\frac{3}{4}$ inches to $5\frac{1}{2}$ inches

SCHAEFFLER GROUP
INDUSTRIAL

Contents

Features	2
Advantages	2
Dimensions	3
Material	3
Bearing seat and fitting of bearings	3
Seals and covers	4
Lubrication	5
Mounting instructions	10
Additional holes for fixing screws and pins	15
Load carrying capacity	16
Ordering examples	18
Dimension tables	20

The modifications compared to the previous housing design are clearly shown in publication PDB 1, New generation of SNV housings.

Features · Advantages

Features

Split FAG housings of series SNV, Figure 1, are designed according to a modular concept and are a development of the SN/SNE housings.

Rolling bearings of various diameter and width series can be fitted into each SNV housing, if they have the appropriate outside diameter for the housing, Figure 2.

Suitable bearing types include self-aligning ball bearings, barrel roller bearings, split and unsplit spherical roller bearings and deep groove ball bearings.

The bearings are either seated directly on the shaft or are located using adapter sleeves. This gives different shaft diameters for the same bearing size.

Appropriate seals can compensate the spaces between shaft and housing diameter.

Split plummer block housings of the series SNV are available for shaft diameters 20 mm to 160 mm and $\frac{3}{4}$ inches to $5\frac{1}{2}$ inches.

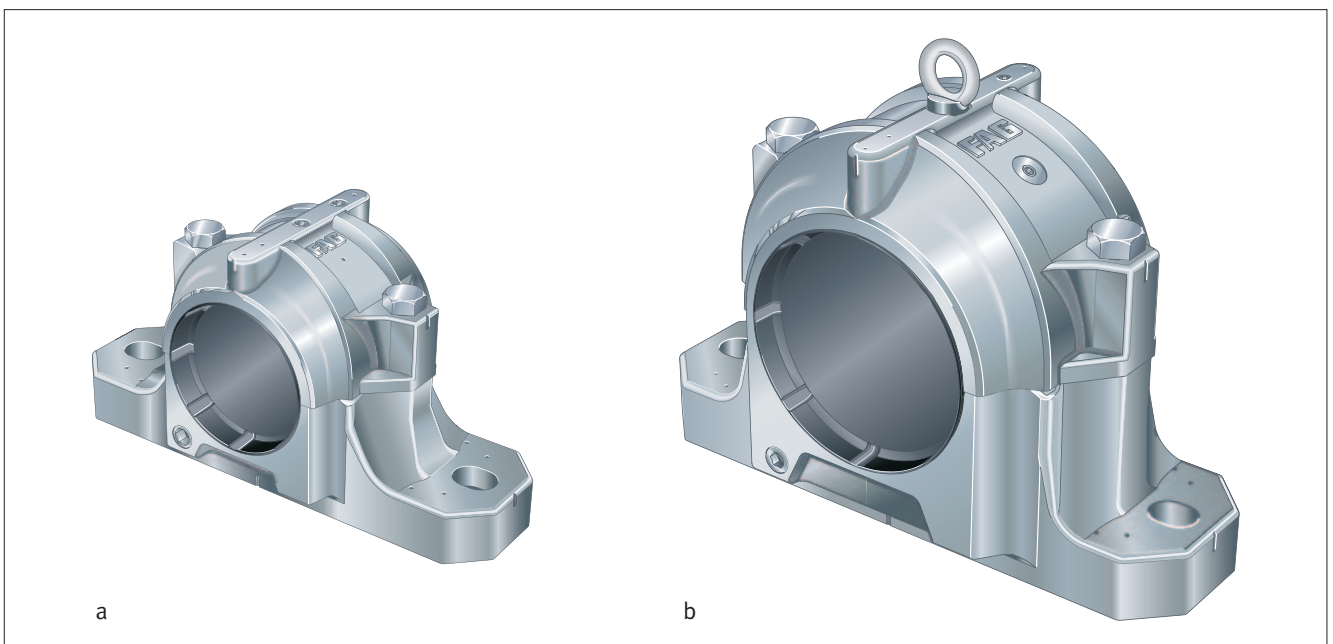
The digits in the housing designation indicate the housing bore and thus the outside diameter of the appropriate bearing, for example 100 mm for SNV100-F-L.

Advantages

Advantages of housings SNV are:

- Simplified stockholding as a result of the modular concept. One housing size suitable for various shaft diameters.

- High load carrying capacity.
- Depending on the operating conditions, double lip seals, labyrinth seals, felt seals, V ring seals or combined seals may be used.
- Special seals available by agreement.
- Locating bearings centred by means of two locating rings of identical width.
- Flat end faces on the housing base allow abutment against stops if high forces do not act on the locating face in a purely vertical direction.
- Holes can be created at marked points on the housing for: monitoring systems, fixing screws, parallel or tapered pins.



1: Split plummer block housings of the series SNV; a: SNV052-F to SNV200-F; b: SNV215-F to SNV340-F

Advantages · Dimensions · Material · Bearing seat · Fitting of bearings

- Universal paint coating for all outer surfaces of the housings not machined by chip-forming methods (colour RAL 7031, bluish grey). The coating can be finished using all synthetic resin, polyurethane, acrylic, epoxy resin, chlorinated rubber, nitrocellulose and acid-hardening hammer tone finishes.

Dimensions

The dimensions of housings SNV correspond to ISO 113 and to DIN 736 to DIN 739. The housings are interchangeable with the existing housings SN/SNE.

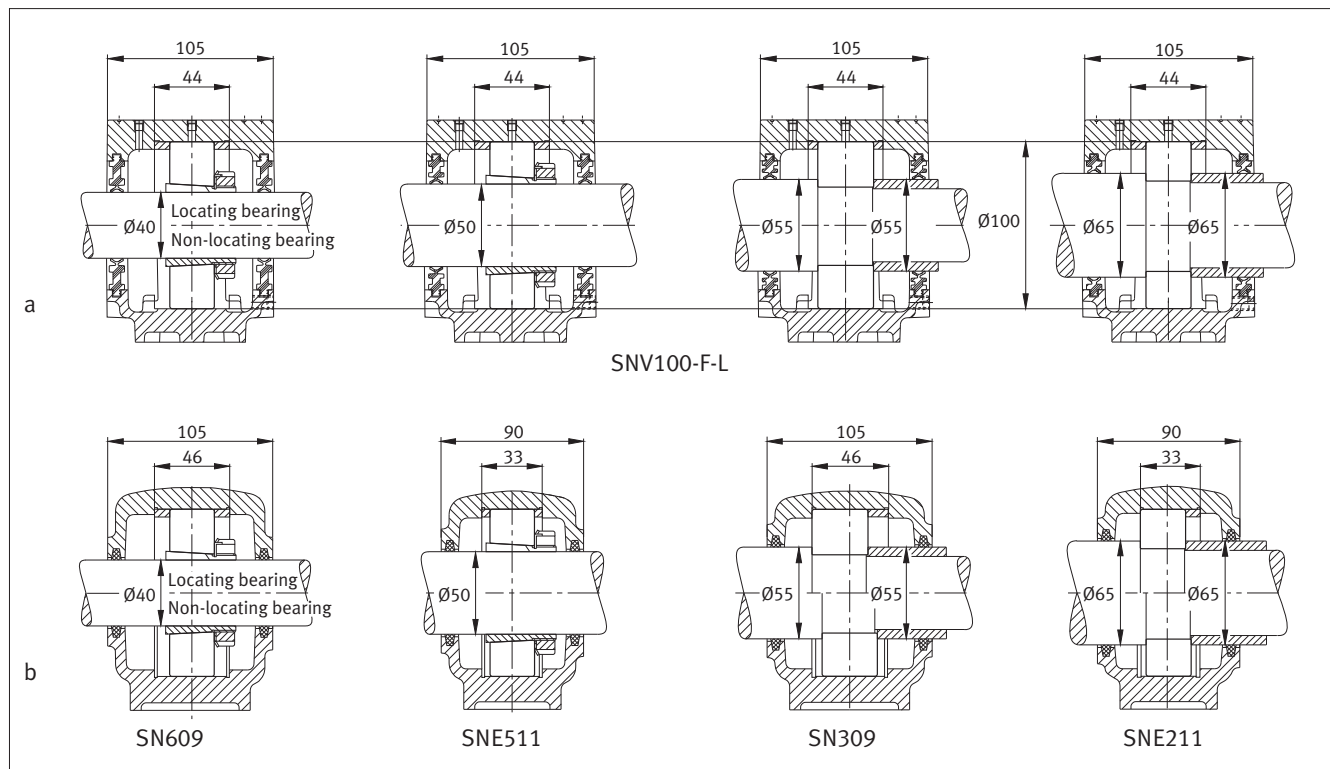
Material

The standard material for the housings SNV is flake graphite cast iron EN-GJL-HB215 (suffix L). The load carrying capacity is considerably higher than for SN/SNE housings (see section “Load carrying capacity”). For particularly high loads, we can by agreement supply housings made from the material EN-GJS-400-15 (spheroidal graphite cast iron). These housings are indicated by the suffix D.

Bearing seat and fitting of bearings

The bearing seat in the housing SNV is machined to G7 (valid for

the delivered condition, i.e. before the screws connecting the upper and lower sections are loosened). The bearings are movable and thus function as non-locating bearings. Locating bearing arrangements are achieved by inserting one locating ring FRM on each side of the bearing. The bearing is thus seated in the centre of the housing. The rolling bearings can be seated directly on a stepped shaft or on an adapter sleeve and a smooth shaft, Figure 2. If the bearings are located using an adapter sleeve, diameter tolerances of the shaft to h8 (h9) are permissible.



2: SNV housings are suitable for bearings of various diameter and width series, that have the same outside diameter, for example 100 mm for SNV100-F-L (2a). Previously, the indicated shaft diameters required four different housing sizes (2b).

Seals and covers

Seals and covers

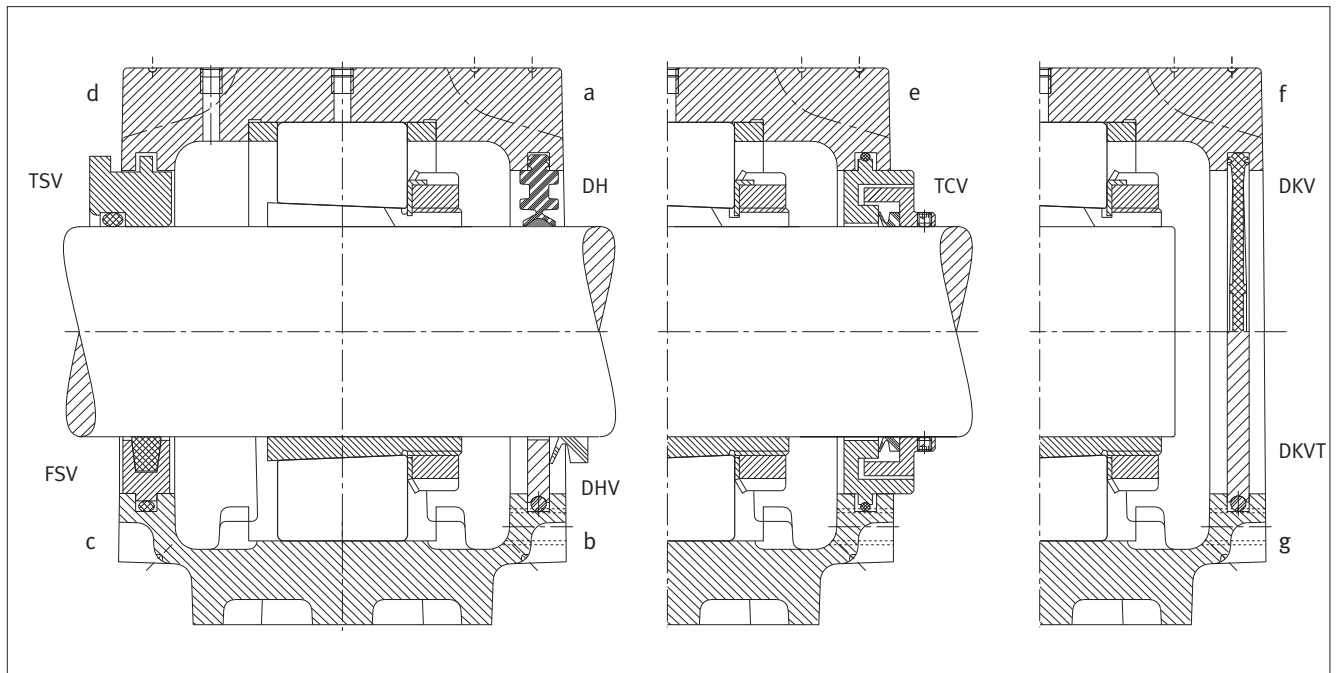
Seals and covers are fitted in the rectangular-section annular slots on both sides of housings SNV.

The FAG double lip seal DH is the most popular seal. We can also supply V ring seals DHV, felt seals FSV, labyrinth seals TSV, combined seals TCV and special seals. The seals must be ordered separately. They are principally suitable for grease lubrication, see section “Lubrication”.

The double lip seal DH made from acrylonitrile butadiene rubber (NBR), Figure 3a, is suitable for circumferential speeds up to 13 m/s (in continuous operation up to max. 6 m/s). The two-part seal DH can be easily inserted in the annular slots in the housing (pay attention to the position of the joint). The seal lips slide on the rotating shaft. The outer seal lip prevents ingress of contamination into the bearing arrangement. This effect is supported by the grease held between the seal lips at assembly. The inner lip prevents lubricant from escaping from the housing.

The double lip seal allows shaft misalignment of up to 0,5° in both directions. It is suitable for temperatures from -40 °C to +100 °C. The contact area on the shaft for the seal lips should have a roughness to class N8 (DIN ISO 1302).

In FAG V ring seals DHV made from NBR, the seal lip is in axial contact with the sliding surface, Figure 3b. The seal allows misalignment of up to 0,5° in both directions and is suitable, if grease lubrication is used, for a circumferential speed up to 12 m/s (at > 8 m/s axial location is necessary, at > 12 m/s additional radial clamping).



3: Seals and covers for SNV housings

Seals and covers · Lubrication

FAG felt seals FSV, Figure 3c, are suitable for grease lubrication and temperatures up to +100 °C. By agreement, aramide packing is available for high temperatures (suffix G600).

The adapter holding the inserted, oil-impregnated felt strip is secured against rotation by round cord in the housing slot. Felt seals are suitable for circumferential speeds up to 5 m/s and, after running-in, up to 15 m/s. The permissible shaft misalignment is 0,5° in both directions.

FAG labyrinth rings of series TSV, Figure 3d, are suitable for higher circumferential speeds since they are of a non-contact type. The round cord pressed between the labyrinth ring and the shaft ensures that the labyrinth ring does not slip despite the loose fit. The round cord made from fluoro rubber (Viton®) is suitable for temperatures up to +200 °C. The labyrinth seal allows shaft misalignment of up to 0,5° in both directions. If necessary, the labyrinth can be relubricated at points 1 and 5, Figure 4.

Combined FAG seals, consisting of labyrinth seals and V ring (TCV), Figure 3e, are available by agreement.

If housings SNV are to be closed off on one side, the covers DKV, Figure 3f, must be ordered specially. The plastic covers are suitable for long term operating temperatures up to +120 °C.

Covers DKVT for higher temperatures, Figure 3g, are available by agreement.

Lubrication

Grease lubrication

In many applications, bearings can be lubricated for life, i.e. the grease quantity introduced at assembly (see values for initial filling, Figure 5) is sufficient for the entire bearing life when contact seals are used (for example DH, FSV). The bearings are filled completely with grease while the housing cavities are filled to 60 %.

For bearing operating temperatures < 100 °C, bearing loads $P/C < 0,3$ and a bearing-specific speed parameter $k_f \cdot n \cdot d_M < 700\,000 \text{ min}^{-1} \cdot \text{mm}$ ($k_f = 1$ for self-aligning ball bearings and deep groove ball bearings, $k_f = 2$ for spherical roller bearings) the most suitable FAG rolling bearing grease is Arcanol MULTITOP,

a lithium soap grease to NLGI class 2 with particularly effective EP additives, see also TPI 168, Arcanol rolling bearing greases.

For a speed parameter $n \cdot d_M < 50\,000 \text{ min}^{-1} \cdot \text{mm}$ and a non-contact seal (e.g. TSV), where the grease should also perform a sealing function, the housing and seal cavities should be filled to approx. 100 %.

Grease change

If the achievable fatigue limit life of the bearing is significantly longer than the grease operating life (calculation see Catalogue HR1, Rolling Bearings), the existing grease must be removed and replaced by fresh grease.



Lubrication

Grease relubrication, grease outlet hole

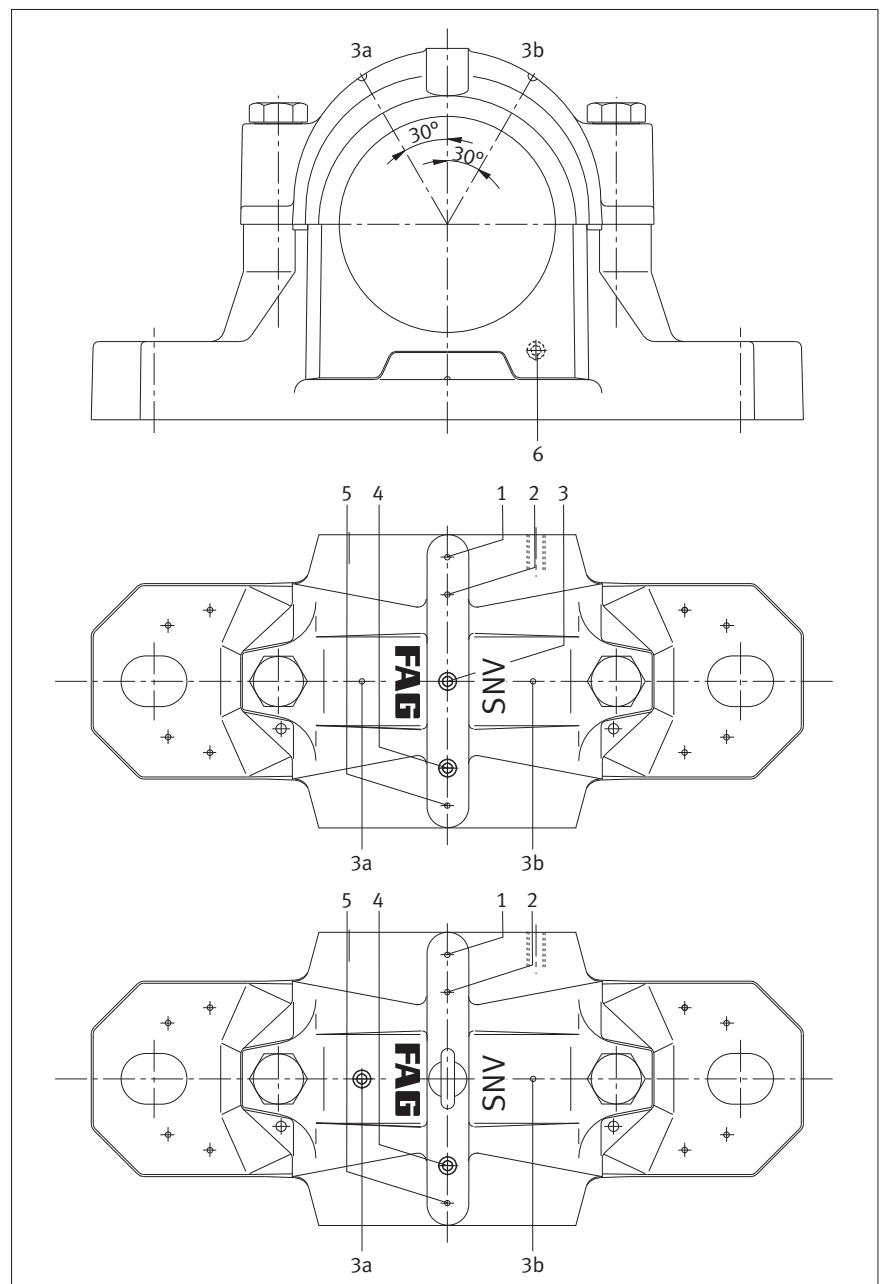
If the grease change intervals for particular applications are too short, relubrication is recommended. The lubricant can be introduced into the housing from the side or, in the case of bearings with a lubrication slot and lubrication holes, through the centre.

If relubrication is carried out from the side, the housing cavities on the side with the lubrication nipple must be filled to approx. 100 % with grease so that the relubrication grease can act immediately on the bearing. Depending on the seal selected and the application, the screw plug can be removed from points 4 and 3 or 3a of the upper section of the housing, and be replaced by the lubrication nipple included in the delivery (flat lubrication nipple to DIN 3404-M10X1 or tapered lubrication nipple to DIN 71412-AM10X1).

If housings with DH seals are to be relubricated, the screw plug at point 6 must be removed in the lower section of the housing. The minimum relubrication quantities are indicated in the right-hand column of Table 5. If the grease outlet hole has been opened or in case of a non-contact seal, the bearing cannot be over-lubricated. If the temperature level is higher at relubrication due to the churning energy of the grease, this will return to its original level after a few hours' running time, once the excess grease has escaped. In the interests of the environment, controlled metering of lubricant is recommended.

Due to their favourable flow behaviour, greases of consistency class 2, e.g. Arcanol MULTITOP

and MULTI2, are more suitable for relubrication than greases of higher consistency classes.



4: Markings in the upper section of the housing for lubrication nipple connector holes

Lubrication

5: Recommended grease quantities for initial filling (housing cavities 60 %, bearing filled completely) and relubrication of housings SNV

Housing	Grease quantity	
	Initial filling	Relubrication

FAG	g	
SNV052-F	30	5
SNV062-F	45	5
SNV072-F	65	10
SNV080-F	80	10
SNV085-F	105	10
SNV090-F	130	10
SNV100-F	180	15
SNV110-F	210	15
SNV120-F	270	20
SNV125-F	290	20
SNV130-F	330	20
SNV140-F	440	25
SNV150-F	500	30
SNV160-F	650	40
SNV170-F	700	45
SNV180-F	900	55
SNV190-F	950	60
SNV200-F	1 200	70
SNV215-F	1 400	80
SNV230-F	1 600	85
SNV240-F	1 700	90
SNV250-F	2 000	100
SNV260-F	2 000	120
SNV270-F	2 500	130
SNV280-F	2 600	140
SNV290-F	3 000	150
SNV300-F	3 100	160
SNV320-F	3 700	200
SNV340-F	4 500	240

Automatic lubricators

The housings SNV can also be screwed directly to the automatic lubricators

FAG Motion Guard COMPACT, CHAMPION or CONCEPT6, see also WL 80 346, FAG Motion Guard – the intelligent lubricators.

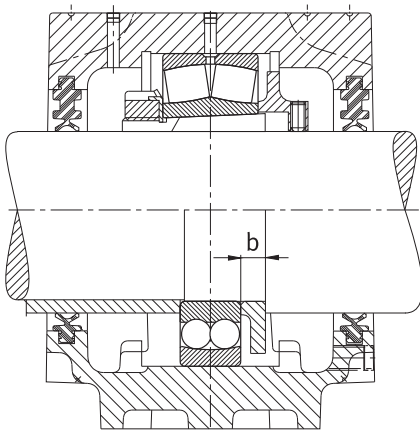


6: Automatic FAG lubricator Motion Guard CHAMPION

Lubrication

Grease valves

For operation at high speeds, e.g. in fan bearing arrangements, we can, by agreement, supply FAG grease valves RSV, Figure 7. The grease valves for housings SNV must be ordered separately. For bearings located by means of adapter sleeves, grease valves RSV5 or RSV6 should be used, for bearings with cylindrical bore, RSV2 or RSV3 should be used.



7: FAG grease valves RSV

Grease valve	Width b mm	Grease valve	Width b mm
RSV205 to 211	8	RSV305 to 308	8
RSV212 to 218	10	RSV309 to 313	10
RSV219 to 222	13	RSV314 to 316	13
RSV224 to 232	15	RSV317 to 322	15
		RSV324 to 332	16

Oil lubrication

FAG housings SNV are designed such that they are suitable for both oil bath and recirculating oil lubrication. The housings have a large internal cavity with oil collector pockets in the lower section as well as connector facilities for oil inlet, oil outlet, oil level sensors and temperature sensors. Mounting dimensions, Figure 8.

When using oil bath lubrication, a minimum oil level (dimension h3 in Figure 8) must be ensured. If the FAG double lip seal is used, a certain amount of oil leakage must be expected, which is unavoidable with seals that are split and not spring-loaded. In order to limit oil leakage to a small quantity, the shaft in the double lip contact areas should be as follows:

Hardness min. 55 HRC, ground free from spiral marks with $R_a = 0,2 \mu\text{m}$ up to max. $0,5 \mu\text{m}$.

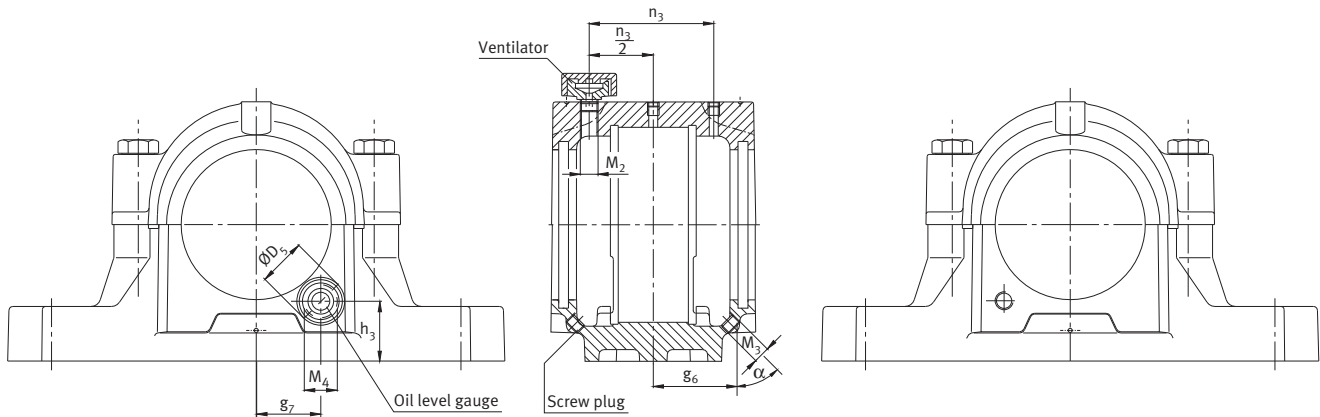
The parting line between the upper and lower sections of the housing must be sealed with a thin layer of a commercial sealant (with permanent elasticity). In housings closed on one side, the base of the groove, into which the cover is inserted, must be brushed with sealant.

A technically oiltight version is only possible with a spring-loaded, unsplit rotary shaft seal. Please note that the housing must be ventilated if oil bath lubrication is used (for example, the inlet hole can be closed off using a ventilation plug).

For design and availability, please contact our advisory service.

Lubrication

Housing SNV for oil bath lubrication (suffix G944BA) included
 1 Oil level gauge OSL.MOD24OMR-R../..,
 1 Ventilator VENT.MOD556E-R../.., 2 Screw plugs VSB.DIN906-M10×1-ST.
 Version G944BA is available by agreement.



8: Recommended dimensions of connector holes for oil inlet, oil outlet and oil level gauge when using oil bath lubrication. For recirculating oil lubrication, bore M₄ can be used for the oil outlet.

Housing	Connector for oil inlet		Connector for oil outlet		Connector for oil level gauge				
	M ₂	n ₃ /2 mm	M ₃	α °	g ₆ mm	M ₄	g ₇ mm	h ₃	D ₅
SNV100-F	G ¹ / ₄	31	M10×1	50	44	G ³ / ₈	33	31	24
SNV110-F	G ¹ / ₄	33,5	M10×1	50	46	G ³ / ₈	35	28	24
SNV120-F	G ¹ / ₄	35,5	M10×1	50	49	G ³ / ₈	38	35	24
SNV125-F	G ¹ / ₄	28,5	M10×1	50	49	G ³ / ₈	44	24	24
SNV130-F	G ¹ / ₄	38	M10×1	50	51,5	G ¹ / ₂	43	28,5	30
SNV140-F	G ¹ / ₄	40,5	M10×1	60	57,5	G ¹ / ₂	45	40	30
SNV150-F	G ¹ / ₄	42,5	M10×1	60	60	G ¹ / ₂	47	38	30
SNV160-F	G ¹ / ₄	45	M10×1	60	62,5	G ¹ / ₂	50	39	30
SNV170-F	G ¹ / ₄	46,5	M10×1	60	64	G ³ / ₄	55	46	36
SNV180-F	G ¹ / ₄	49,5	M10×1	60	69	G ³ / ₄	57	43	36
SNV190-F	G ¹ / ₄	49,5	M10×1	60	68,5	G ³ / ₄	48	45	36
SNV200-F	G ¹ / ₄	55,5	M10×1	60	77,5	G ³ / ₄	62	50	36
SNV215-F	G ¹ / ₄	58,5	M10×1	60	80	G ³ / ₄	67	58	36
SNV230-F	G ¹ / ₄	61	M10×1	60	83	G ³ / ₄	70	60	36
SNV240-F	G ¹ / ₄	60	M10×1	60	81,5	G ³ / ₄	61	60	36
SNV250-F	G ¹ / ₄	65,5	M10×1	60	89	G ³ / ₄	75	55	36
SNV260-F	G ¹ / ₄	62,5	M10×1	60	84	G ³ / ₄	65	65	36
SNV270-F	G ¹ / ₄	71,5	M10×1	60	96,5	G ³ / ₄	81	55	36
SNV280-F	G ¹ / ₄	68	M10×1	60	92,5	G ³ / ₄	70	60	36
SNV290-F	G ¹ / ₄	76	M10×1	60	102,5	G ³ / ₄	87	58	36
SNV300-F	G ¹ / ₄	73	M10×1	60	99,5	G ³ / ₄	75	70	36
SNV320-F	G ¹ / ₄	77	M10×1	60	104,5	G ³ / ₄	80	73	36
SNV340-F	G ¹ / ₄	81	M10×1	60	109,5	G ³ / ₄	95	75	36

Assembly

Mounting instructions

Correct fitting has a decisive influence on the achievable bearing life.

For this reason, careful attention must be paid to the following mounting instructions. For further information, see publication WL 80 100, Mounting of rolling bearings.

Bearings suitable for housings SNV can be located on the shaft by means of adapter sleeves, or are seated directly on the shaft with a cylindrical bore. The necessary machining tolerances for the shaft can be found in Catalogue HR 1, Rolling Bearings.

If the bearings are located using an adapter sleeve, the tight fit is achieved by axial pressing and radial expansion of the inner ring. The drive-up distance and reduction in radial internal clearance in the bearing (for recommended values see table, Figure 9) are a measure of this. FAG hydraulic nuts make it easier to press the bearing onto the shaft. The reduction in radial internal clearance for spherical roller bearings is determined by measuring the residual air by means of feeler gauges. Self-aligning ball bearings are driven up onto the sleeve, until a slight resistance can be felt upon deflection of the outer ring. However, the ring must be able to rotate freely in a circumferential direction.

The upper and lower sections of the housing are not interchangeable. Before fitting the plummer block housings SNV, carefully clean the mounting surface and check its flatness.

For flatness tolerances (DIN ISO 1101), see section "Load carrying capacity", page 16. The clean lower section of the housing is then located on the mounting surface by means of the fixing screws. In order that the housing can be aligned at a later stage, the screws should not be tightened using the full torque. The housing should be screwed into place as required following alignment.

9: Reduction in radial internal clearance of FAG spherical roller bearings with tapered bore

Nominal bearing bore diameter d		Radial internal clearance before fitting Internal clearance group						Reduction in radial internal clearance ¹⁾		Displacement on taper 1:12 ¹⁾				Control value for radial internal clearance after fitting		
		CN (normal)		C3		C4				Shaft		Sleeve		CN	C3	C4
over mm	incl. mm	min mm	max	min	max	min	max	min mm	max	min mm	max	min	max	min mm	min	min
24	30	0,03	0,04	0,04	0,055	0,055	0,075	0,015	0,02	0,3	0,35	0,3	0,4	0,015	0,02	0,035
30	40	0,035	0,05	0,05	0,065	0,065	0,085	0,02	0,025	0,35	0,4	0,35	0,45	0,015	0,025	0,04
40	50	0,045	0,06	0,06	0,08	0,08	0,1	0,025	0,03	0,4	0,45	0,45	0,5	0,02	0,03	0,05
50	65	0,055	0,075	0,075	0,095	0,095	0,12	0,03	0,04	0,45	0,6	0,5	0,7	0,025	0,035	0,055
65	80	0,07	0,095	0,095	0,12	0,12	0,15	0,04	0,05	0,6	0,75	0,7	0,85	0,025	0,04	0,07
80	100	0,08	0,11	0,11	0,14	0,14	0,18	0,045	0,06	0,7	0,9	0,75	1	0,035	0,05	0,08
100	120	0,1	0,135	0,135	0,17	0,17	0,22	0,05	0,07	0,7	1,1	0,8	1,2	0,05	0,065	0,1
120	140	0,12	0,16	0,16	0,2	0,2	0,26	0,065	0,09	1,1	1,4	1,2	1,5	0,055	0,08	0,11
140	160	0,13	0,18	0,18	0,23	0,23	0,3	0,075	0,1	1,2	1,6	1,3	1,7	0,055	0,09	0,13

¹⁾ Valid only for solid steel shafts and hollow shafts with a bore no larger than half the shaft diameter.

Note: Bearings with a radial internal clearance value in the upper half of the tolerance range prior to fitting are mounted using the larger value for reduction in radial internal clearance or axial displacement, bearings in the lower half of the tolerance range are mounted using the smaller value for reduction in radial internal clearance or axial displacement.

Assembly

Mounting of bearings on the shaft

Bearings with cylindrical bore are pressed onto the shaft or preferably driven up whilst warm. The bearing inner ring should rest correctly against the shoulder on the shaft. If necessary, repress after cooling down.

When fitting bearings with tapered bore and adapter sleeves, it must be ensured that the bearing is in the centre of the housing before locating it. The shaft, complete with bearing, is inserted and aligned in the lower section of the housing. The axial displacement of the bearing on the sleeve must be taken into consideration during this process.


Mounting of split spherical roller bearings

Split FAG spherical roller bearings should be mounted by the same methods. Special features for the mounting of split bearings are indicated in the instructions included with the delivery.

Assembly

Assembly of SNV housings with double lip seals DH (Figure 10)

1. Clean and check mounting surface.
2. Locate lower section of the housing.
3. Locate bearing on the shaft and fill up the free spaces in the bearing with some of the grease quantity, see Table 5.
4. Fill the cavity between the seal lips with grease. Insert one half of the seal into each slot in the lower section of the housing.
5. Insert shaft with bearing into the lower section of the housing. In the case of the locating bearing, insert the two locating rings. The non-locating bearing must be in the centre of the housing. In the case of housings closed on one side, insert only one seal and on the other side the cover DKV into the housing slot.
6. Align lower section of the housing and tighten fixing screws in the housing base with the recommended torque, see Table 13.
7. Distribute the grease remaining after lubrication of the bearing (point 3) evenly in the upper and lower sections of the housing.
8. Insert the lubricated seal halves into the slots in the upper section of the housing.
9. Position the upper section of the housing and tighten the connecting screws with the recommended torque, see Table 13.




10: Assembly of SNV housings with double lip seals DH

Assembly

Assembly of SNV housings with felt seals FSV (Figure 11)

1. Clean and check mounting surface.
2. Locate lower section of the housing.
3. Insert round cord into slots in lower section of the housing.
4. Introduce one half of adapter with inserted, oil-impregnated felt strip to round cord in slots in the lower section of the housing.
5. Locate bearing on the shaft and fill up the cavities in the bearing with some of the grease quantity, see Table 5.
6. Insert shaft with mounted bearing into lower section of the housing. In the case of the locating bearing, insert the two locating rings. The non-locating bearing must be in the centre of the housing. In the case of housings closed on one side, only one adapter with a felt strip and, on the other side, the cover DKV is inserted into the housing slot.
7. Align lower section of housing and tighten fixing screws in housing base with recommended torque, see Table 13.
8. Distribute the grease remaining after lubrication of the bearing (point 5) evenly in upper and lower sections of the housing.
9. Insert round cord and adapter with inserted and oil-impregnated felt strip into the slots in the upper section of the housing.
10. Position upper section of the housing and tighten connecting screws with recommended torque, see Table 13.




11: Assembly of SNV housings with felt seals FSV

Assembly

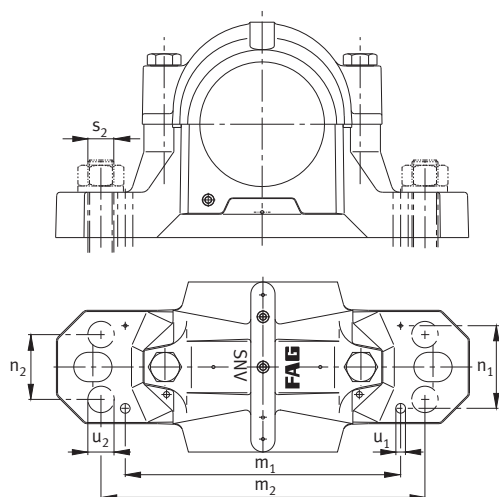
Assembly of SNV housings with labyrinth seals TSV (Figure 12)

1. Clean and check mounting surface.
2. Locate lower section of the housing.
3. Push one labyrinth ring onto the shaft. The slot in the ring bore must lie on the outside.
4. Locate bearing on the shaft and fill up the cavities in the bearing with some of the grease quantity, see Table 5.
5. If necessary, push the second labyrinth ring onto the shaft (pay attention to position). In the case of housings closed on one side, insert the cover DKV into the housing slot.
6. Fill up the labyrinth with grease.
7. Insert shaft with mounted bearing and labyrinth rings into the lower section of the housing. In the case of the locating bearing, insert the two locating rings. The non-locating bearing must be in the centre of the housing.
8. Align lower section of the housing. Tighten fixing screws in the housing base with the recommended torque, see Table 13.
9. Round cord is pressed into the slot of the labyrinth ring bore while rotating the shaft with a screwdriver. Then align the labyrinth rings with the housing slots to provide even axial gaps.
10. Distribute the grease remaining after lubrication (point 4) evenly in the upper and lower sections of the housing.
11. Position upper section of the housing and tighten connecting screws with recommended torque, see Table 13.



12: Assembly of SNV housings with labyrinth seals TSV

Additional holes for fixing screws and pins



Additional holes for fixing screws and pins

Housing Designation	Dimensions for pins			Dimensions for screws				S ₂	inch
	m ₁	n ₁	u ₁	m ₂	n ₂	u ₂	S ₂		
FAG	mm			mm					
SNV052-F	95	32	4	115	25	—	—	—	
SNV062-F	115	36	4	130	25	—	—	—	
SNV072-F	115	37	4	135	25	—	—	—	
SNV080-F	135	43	4	160	34	11	M10	3/8	
SNV085-F	135	40	4	160	34	11	M10	3/8	
SNV090-F	135	44	6	160	34	11	M10	3/8	
SNV100-F	170	51	6	200	40	14	M12	1/2	
SNV110-F	170	52	6	200	40	14	M12	1/2	
SNV120-F	190	58	6	220	48	14	M12	1/2	
SNV125-F	190	52	4	220	48	14	M12	1/2	
SNV130-F	190	60	8	220	48	14	M12	1/2	
SNV140-F	210	65	8	252	52	18	M16	5/8	
SNV150-F	210	66	8	252	52	18	M16	5/8	
SNV160-F	240	72	8	280	58	18	M16	5/8	
SNV170-F	240	74	8	280	58	18	M16	5/8	
SNV180-F	261	80	8	300	66	18	M16	5/8	
SNV190-F	271	81	8	300	66	18	M16	5/8	
SNV200-F	291	88	8	320	74	18	M16	5/8	
SNV215-F	297	91	8	330	74	18	M16	5/8	
SNV230-F	325	97	10	370	80	22	M20	3/4	
SNV240-F	328	96	10	370	80	22	M20	3/4	
SNV250-F	342	109	12	400	92	26	M24	7/8	
SNV260-F	372	113	12	430	100	26	M24	7/8	
SNV270-F	372	116	12	430	100	26	M24	7/8	
SNV280-F	392	114	12	450	100	26	M24	7/8	
SNV290-F	392	120	12	450	100	26	M24	7/8	
SNV300-F	442	123	12	500	100	26	M24	7/8	
SNV320-F	482	130	12	540	100	26	M24	7/8	
SNV340-F	489	138	14	570	100	33	M30	1 1/4	

Additional holes for fixing screws and pins

SNV housings are usually located using two screws. The housing base has two extended slots, so that the housings can be aligned during assembly (dimensions m, u, v see pages 20 ff.).

For location on T profiles, four screws are required. Markings indicate the locations (dimensions m₂ and n₂) for boring additional holes (diameter u₂) for the fixing screws (s₂). Housings of the size SNV080 and above are available with these four additional holes for fixing screws upon request. The ordering designation is as per the example:

FAG plummer block housing SNV080-F-L-G944DA.

Holes (diameter u₁) can be drilled at marked locations (dimensions m₁, n₁) for pins to secure the position.

Load carrying capacity

Load carrying capacity

In Table 13, page 17, the rupture loads of the SNV housings made of flake graphite cast iron (suffix L) are indicated as a function of the load direction.

For spheroidal graphite cast iron (suffix D) a factor of 1,6 is applicable.

The values are valid if the mounting surface of the mating parts has a flatness tolerance to DIN ISO 1101 of IT8 (relative to distance a).

A precondition for supporting loads is that the housing base surface is completely and rigidly supported.

When determining the permissible load, the usual safety factors for machine building must be taken into consideration.

The safety factors are:

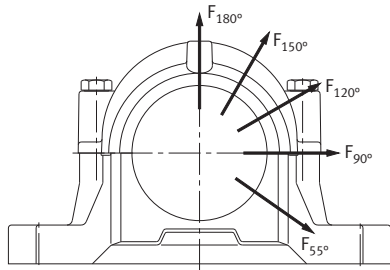
- 6 relative to the housing rupture load
- 3 relative to the maximum load carrying capacity of the connecting screws and foot screws.

For axial loading of the housings, $\frac{2}{3}$ of the value for F_{180° must be assumed. The permissible axial loading of the used bearings and the axial retaining force of bearings on sleeves without the geometrical locking effect must be observed (see TI WL 80-14).

For load directions between 55° and 120° or in case of axial load, the housings are to be secured with stops at the base in the line of influence of the load, in case the force parallel to the mounting surface exceeds $0,05 \cdot F_{180^\circ}$.

The ring bolts in the upper section of the housing (from SNV215) must not be loaded to a value greater than the mass of the housing including the bearing.

Load carrying capacity



A safety factor of 6 relative to the guide value for the housing rupture load is recommended.

13: Load carrying capacity

Housing Designation	Housing rupture load in the load direction					Connecting screws			Screws for housing base*)			
	55° kN	90°	120°	150°	180°	Thread to DIN 13	Maximum load carrying capacity of both screws with contact between parting surfaces in load direction			Tightening torque**)	Thread to DIN 13	Tightening torque**)
FAG						Material 8.8	120° kN	150°	180°	Material 8.8 N m	Material 8.8	Material 8.8 N m
SNV052-F-L	160	95	70	60	80	M10	60	35	30	51	M12	87
SNV062-F-L	170	100	80	65	85	M10	60	35	30	51	M12	87
SNV072-F-L	190	110	85	80	95	M10	60	35	30	51	M12	87
SNV080-F-L	210	130	95	85	105	M10	60	35	30	51	M12	87
SNV085-F-L	225	140	100	90	120	M10	60	35	30	51	M12	87
SNV090-F-L	265	160	120	105	130	M10	60	35	30	51	M12	87
SNV100-F-L	280	170	125	120	140	M12	80	45	40	87	M16	215
SNV110-F-L	300	180	130	125	150	M12	80	45	40	87	M16	215
SNV120-F-L	335	200	150	130	170	M12	80	45	40	87	M16	215
SNV125-F-L	335	200	150	130	170	M12	80	45	40	87	M16	215
SNV130-F-L	400	250	180	150	200	M12	80	45	40	87	M16	215
SNV140-F-L	425	265	190	170	210	M12	80	45	40	87	M20	430
SNV150-F-L	475	280	200	180	235	M12	80	45	40	87	M20	430
SNV160-F-L	530	335	250	210	265	M16	180	100	90	215	M20	430
SNV170-F-L	560	355	265	225	280	M16	180	100	90	215	M20	430
SNV180-F-L	630	375	280	250	300	M20	260	150	130	430	M24	740
SNV190-F-L	630	375	280	250	300	M20	260	150	130	430	M24	740
SNV200-F-L	670	400	315	280	335	M20	260	150	130	430	M24	740
SNV215-F-L	800	450	355	315	400	M20	260	150	130	430	M24	740
SNV230-F-L	900	530	400	355	450	M24	360	210	180	740	M24	740
SNV240-F-L	1000	600	450	400	500	M24	360	210	180	740	M24	740
SNV250-F-L	1060	630	475	425	530	M24	360	210	180	740	M30	1450
SNV260-F-L	1180	710	530	475	600	M24	360	210	180	740	M30	1450
SNV270-F-L	1180	710	530	475	600	M24	360	210	180	740	M30	1450
SNV280-F-L	1320	750	600	530	630	M24	360	210	180	740	M30	1450
SNV290-F-L	1400	850	630	560	710	M24	360	210	180	740	M30	1450
SNV300-F-L	1500	900	670	600	750	M24	360	210	180	740	M30	1450
SNV320-F-L	1700	1000	750	670	850	M24	360	210	180	740	M30	1450
SNV340-F-L	1900	1120	850	750	950	M30	640	370	320	1450	M36	2600

*) Screws for the housing base are not included in the FAG delivery.

**) The tightening torques are maximum values with 90 % utilisation of the yield stress of the screw material and a friction factor of 0,14. We recommend tightening the screws to 70 % of these values.

Ordering examples

Ordering examples for split FAG housings SNV, suitable FAG rolling bearings and accessories

Example 1

Plummer block housing (flake graphite cast iron), closed on one side, self-aligning ball bearing 2210-K-TVH-C3 as locating bearing, location by means of adapter sleeve, double lip seal.

Ordering:

1 Plummer block housing	SNV090-F-L
1 Self-aligning ball bearing	2210-K-TVH-C3
1 Adapter sleeve	H310
2 Locating rings	FRM90/9
1 Cover	DKV090
1 Double lip seal	DH510

Example 2

Plummer block housing (flake graphite cast iron) for continuous shaft, split spherical roller bearing 222SM70-TVPA as locating bearing, double lip seal.

Ordering:

1 Plummer block housing	SNV140-F-L
1 Split spherical roller bearing	222SM70-TVPA
2 Locating rings	FRM140/12,5
2 Double lip seals	DH516

Example 3

Plummer block housing (flake graphite cast iron), closed on one side, spherical roller bearing 22216-E1-K as locating bearing, location by means of adapter sleeve, labyrinth seal.

Ordering:

1 Plummer block housing	SNV140-F-L
1 Spherical roller bearing	22216-E1-K
1 Adapter sleeve	H316
1 Labyrinth ring	TSV516
1 Cover	DKV140

Example 4

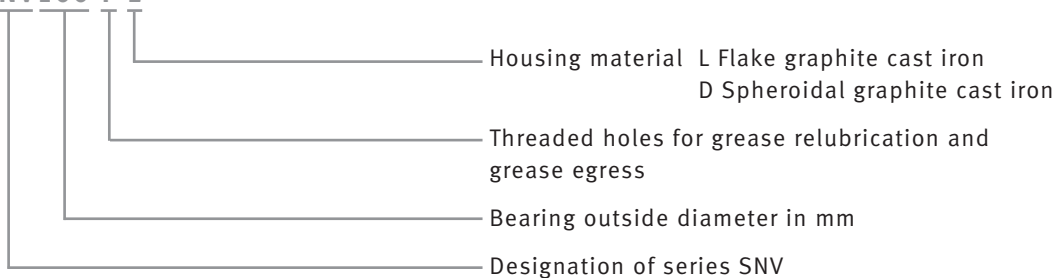
Plummer block housing (spheroidal graphite cast iron), closed on one side, spherical roller bearing 23218-E1-TVPB as locating bearing, felt seal.

Ordering:

1 Plummer block housing	SNV160-F-D
1 Spherical roller bearing	23218-E1-TVPB
1 Shaft nut	KM18
1 Retaining plate	MB18
1 Cover	DKV160
1 Felt seal	FSV218

Designation example for housing SNV made from flake graphite cast iron:

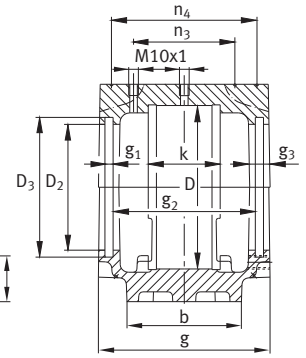
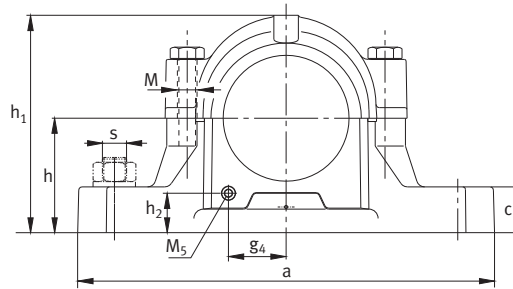
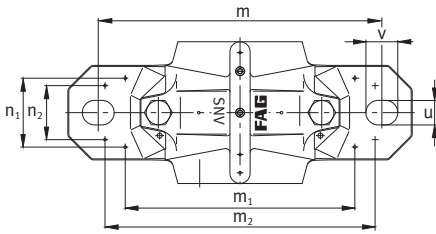
SNV100-F-L





FAG plumber block housings, split

For bearings with cylindrical bore and
for bearings with tapered bore and adapter sleeve



SNV052

Dimensions

D	a	b	c	g	h	m	s	u	v	h ₁	D ₂	D ₃	D ₅	g ₁	g ₂	g ₃	
mm	inch	mm	mm	mm	mm	mm	mm	mm	mm	mm	mm	mm	mm	mm	mm	mm	
52	165	46	19	70	40	130	M12	1/2	15	20	75	36,5	44,5	42,7	5	54	10,5

Shaft

d₁
d

d₂

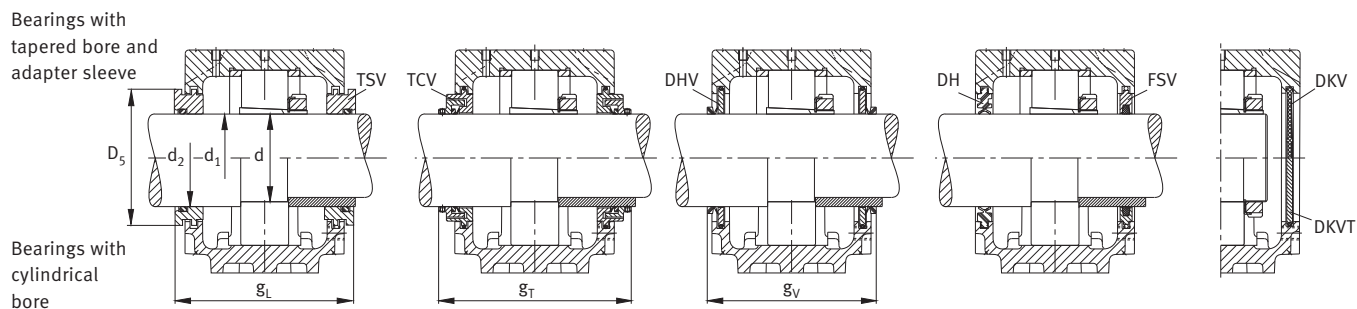
Bearings suitable for the housing

Unsplit bearings

Split spherical roller bearings

mm	inch	mm	Designation to DIN*				FAG
19,05	3/4		1205K	20205K			
					2205K	22205K	
20			1205K	20205K			
					2205K	22205K	
		25	6304	1304	20304	21304	
		25				2304	
20,638	13/16		1205K	20205K			
					2205K	22205K	
25		30	6205	1205	20205		
		30				2205	22205

* The ordering designation which corresponds to the designation according to DIN can be found in Catalogue HR 1, Rolling Bearings.



g_4	h_2	g_L	g_T	g_V	k	m_1	n_1	m_2	n_2	n_3	n_4	M DIN 931	M_1 DIN 580	M_5	Mass ≈ kg
-------	-------	-------	-------	-------	-----	-------	-------	-------	-------	-------	-------	--------------	------------------	-------	-----------------

18	18	83 ¹⁾	–	76	27	95	32	115	25	38	56	M10	–	M10×1	1,4
----	----	------------------	---	----	----	----	----	-----	----	----	----	-----	---	-------	-----

Required accessories

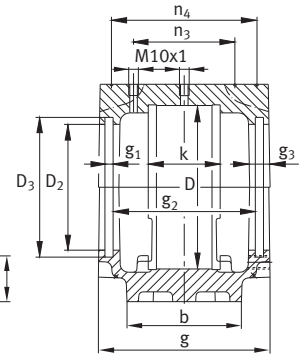
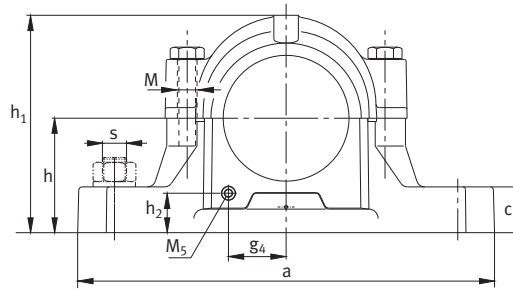
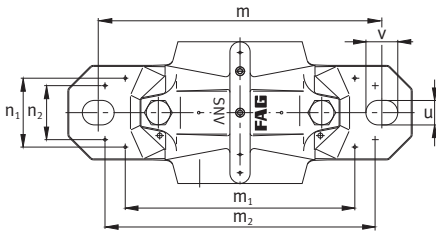
Adapter sleeve	Shaft nut	Retaining plate	Locating ring 2 pieces	Double lip seal	V ring seal	Labyrinth ring with round cord	Felt seal	Combined seal	Cover**
FAG	FAG	FAG	FAG	FAG	FAG	FAG	FAG	FAG	FAG
H205X012			FRM52/6	DH505X012	DHV505X012	TSV505X012	FSV505X012		DKV052
H305X012			FRM52/4,5	DH505X012	DHV505X012	TSV505X012	FSV505X012		DKV052
H205			FRM52/6	DH505	DHV505	TSV505	FSV505		DKV052
H305			FRM52/4,5	DH505	DHV505	TSV505	FSV505		DKV052
	KM4	MB4	FRM52/6	DH304	DHV304	TSV304	FSV304		DKV052
	KM4	MB4	FRM52/3	DH304	DHV304	TSV304	FSV304		DKV052
H205X013			FRM52/6	DH505	DHV505	TSV505X013	FSV505		DKV052
H305X013			FRM52/4,5	DH505	DHV505	TSV505X013	FSV505		DKV052
	KM5	MB5	FRM52/6	DH205		TSV205			DKV052
	KM5	MB5	FRM52/4,5	DH205		TSV205			DKV052

¹⁾ $g_L = 95$ mm for TSV205 and TSV304

** Covers DKVT... are suitable for temperatures > 120 °C

FAG plumber block housings, split

For bearings with cylindrical bore and
for bearings with tapered bore and adapter sleeve



SNV062

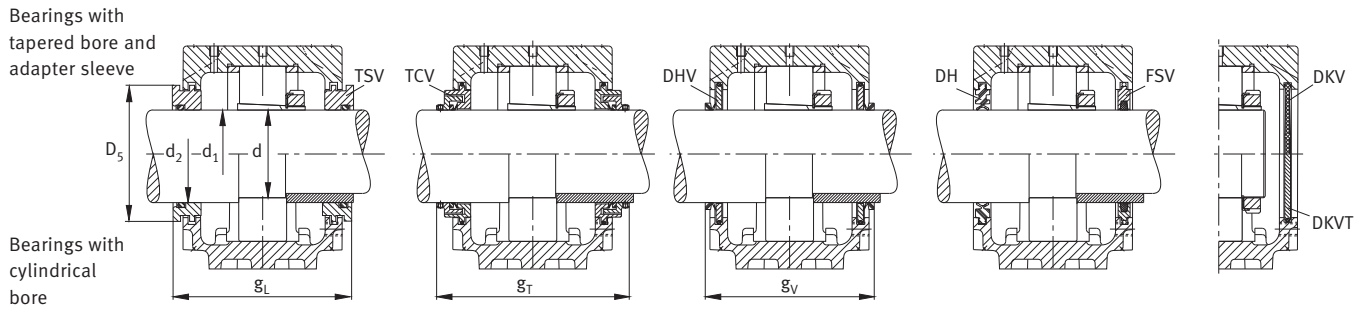
Dimensions

D	a	b	c	g	h	m	s	u	v	h ₁	D ₂	D ₃	D ₅	g ₁	g ₂	g ₃	
mm	inch	mm	mm	mm	mm	mm	mm	mm	mm	mm	mm	mm	mm	mm	mm	mm	
62	185	52	22	75	50	150	M12	1/2	15	20	91	41,5	49,5	47,7	5	59	10,5

Shaft

d ₁	d ₂	Bearings suitable for the housing				Split spherical roller bearings	
d		Unsplit bearings				FAG	
mm	inch	mm	Designation to DIN*				
19,05	3/4		1305K	20305K			
					2305K		
20			1305K	20305K	2305K		
22,225	7/8		1206K	20206K	2206K 22206K		
23,813	15/16		1206K	20206K	2206K 22206K		
25			1206K	20206K	2206K 22206K		
		30	6305	1305	20305	21305	
		30				2305	
25,4	1		1206K	20206K	2206K 22206K		
30		35	6206	1206	20206	2206 22206	
		35				2206 22206	

* The ordering designation which corresponds to the designation according to DIN can be found in Catalogue HR 1, Rolling Bearings.



g_4	h_2	g_L	g_T	g_V	k	m_1	n_1	m_2	n_2	n_3	n_4	M DIN 931	M_1 DIN 580	M_5	Mass ≈ kg
-------	-------	-------	-------	-------	-----	-------	-------	-------	-------	-------	-------	--------------	------------------	-------	-----------------

21	22,5	88 ¹⁾	–	81	30	115	36	130	25	42	61	M10	–	M10×1	2
----	------	------------------	---	----	----	-----	----	-----	----	----	----	-----	---	-------	---

Required accessories

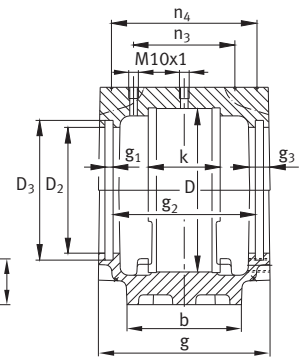
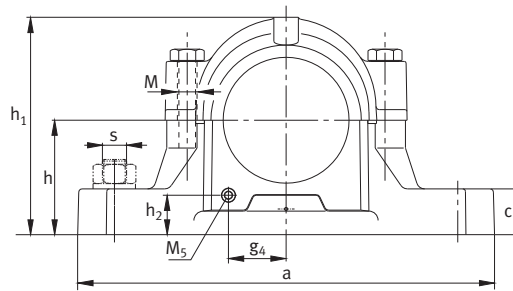
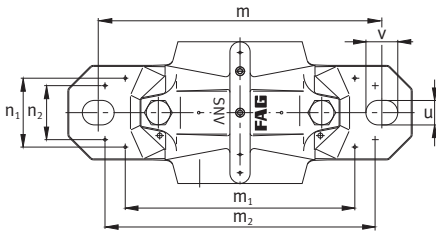
Adapter sleeve	Shaft nut	Retaining plate	Locating ring 2 pieces	Double lip seal	V ring seal	Labyrinth ring with round cord	Felt seal	Combined seal	Cover**
FAG	FAG	FAG	FAG	FAG	FAG	FAG	FAG	FAG	FAG
H305X012			FRM62/6,5	DH605X012	DHV605X012	TSV605X012	FSV605X012		DKV062
H2305X012			FRM62/3	DH605X012	DHV605X012	TSV605X012	FSV605X012		DKV062
H305			FRM62/6,5	DH605	DHV605	TSV605	FSV605		DKV062
H2305			FRM62/3	DH605	DHV605	TSV605	FSV605		DKV062
H206X014			FRM62/7	DH506X014	DHV506X014	TSV506X014	FSV506X014		DKV062
H306X014			FRM62/5	DH506X014	DHV506X014	TSV506X014	FSV506X014		DKV062
H206X015			FRM62/7	DH506X014	DHV506X015	TSV506X015	FSV506X015		DKV062
H306X015			FRM62/5	DH506X014	DHV506X015	TSV506X015	FSV506X015		DKV062
H206			FRM62/7	DH506	DHV506	TSV506	FSV506		DKV062
H306			FRM62/5	DH506	DHV506	TSV506	FSV506		DKV062
	KM5	MB5	FRM62/6,5	DH305	DHV305	TSV305	FSV305		DKV062
	KM5	MB5	FRM62/3	DH305	DHV305	TSV305	FSV305		DKV062
H206X100			FRM62/7	DH506	DHV506	TSV506X100	FSV506		DKV062
H306X100			FRM62/5	DH506	DHV506	TSV506X100	FSV506		DKV062
	KM6	MB6	FRM62/7	DH206		TSV206			DKV062
	KM6	MB6	FRM62/5	DH206		TSV206			DKV062

¹⁾ $g_L = 100$ mm for TSV206 and TSV305

** Covers DKVT... are suitable for temperatures > 120 °C

FAG plumber block housings, split

For bearings with cylindrical bore and
for bearings with tapered bore and adapter sleeve



SNV072

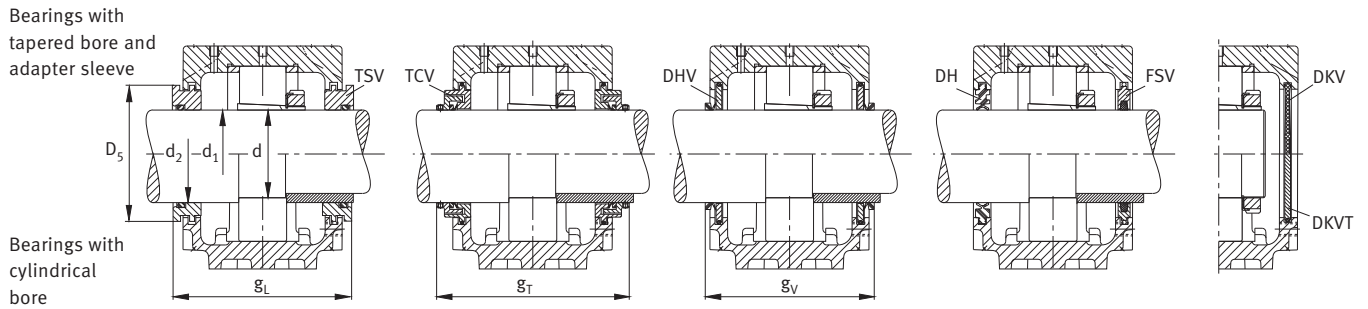
Dimensions

D	a	b	c	g	h	m	s	u	v	h ₁	D ₂	D ₃	D ₅	g ₁	g ₂	g ₃	
mm	inch	mm	mm	mm	mm	mm	mm	mm	mm	mm	mm	mm	mm	mm	mm	mm	
72	185	52	22	80	50	150	M12	1/2	15	20	97	51,5	59,5	57,7	5	64	10,5

Shaft

d ₁	d ₂	Bearings suitable for the housing				Split spherical roller bearings	
d		Unsplit bearings				FAG	
mm	inch	mm	Designation to DIN*				
22,225	7/8		1306K	20306K			
					2306K		
23,813	15/16		1306K	20306K			
					2306K		
25			1306K	20306K			
					2306K		
25,4	1		1306K	20306K			
					2306K		
28,575	1 1/8		1207K	20207K			
					2207K 22207K		
30			1207K	20207K			
					2207K 22207K		
		35	6306	1306	20306	21306	
		35				2306	
30,163	1 3/16		1207K	20207K			
					2207K 22207K		
35		45	6207	1207	20207		
		45				2207 22207	

* The ordering designation which corresponds to the designation according to DIN can be found in Catalogue HR 1, Rolling Bearings.



g_4	h_2	g_L	g_T	g_V	k	m_1	n_1	m_2	n_2	n_3	n_4	M DIN 931	M_1 DIN 580	M_5	Mass ≈ kg
-------	-------	-------	-------	-------	-----	-------	-------	-------	-------	-------	-------	--------------	------------------	-------	-----------------

24	18	93 ¹⁾	117	86	33	115	37	135	25	46	66	M10	-	M10×1	2,2
----	----	------------------	-----	----	----	-----	----	-----	----	----	----	-----	---	-------	-----

Required accessories

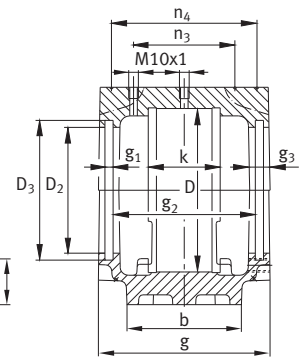
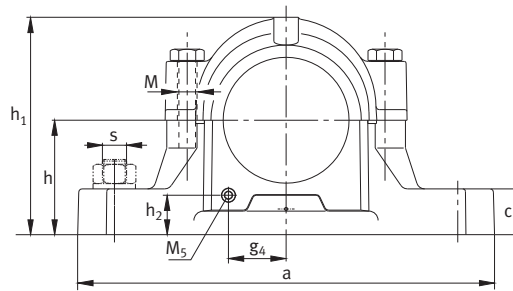
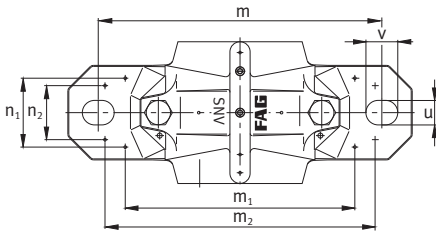
Adapter sleeve	Shaft nut	Retaining plate	Locating ring 2 pieces	Double lip seal	V ring seal	Labyrinth ring with round cord	Felt seal	Combined seal	Cover**
FAG	FAG	FAG	FAG	FAG	FAG	FAG	FAG	FAG	FAG
H306X014			FRM72/7	DH606X014	DHV606X014	TSV606X014	FSV606X014	TCV606X014	DKV072
H2306X014			FRM72/3	DH606X014	DHV606X014	TSV606X014	FSV606X014	TCV606X014	DKV072
H306X015			FRM72/7	DH606X014	DHV606X015	TSV606X015	FSV606X015	TCV606X015	DKV072
H2306X015			FRM72/3	DH606X014	DHV606X015	TSV606X015	FSV606X015	TCV606X015	DKV072
H306			FRM72/7	DH606	DHV606	TSV606	FSV606	TCV606	DKV072
H2306			FRM72/3	DH606	DHV606	TSV606	FSV606	TCV606	DKV072
H306X100			FRM72/7	DH606	DHV606	TSV606X100	FSV606	TCV606	DKV072
H2306X100			FRM72/3	DH606	DHV606	TSV606X100	FSV606	TCV606	DKV072
H207X102			FRM72/8	DH507X102	DHV507X102	TSV507X102	FSV507X102		DKV072
H307X102			FRM72/5	DH507X102	DHV507X102	TSV507X102	FSV507X102		DKV072
H207			FRM72/8	DH507	DHV507	TSV507	FSV507		DKV072
H307			FRM72/5	DH507	DHV507	TSV507	FSV507		DKV072
	KM6	MB6	FRM72/7	DH306	DHV306	TSV306	FSV306		DKV072
	KM6	MB6	FRM72/3	DH306	DHV306	TSV306	FSV306		DKV072
H207X103			FRM72/8	DH507	DHV507	TSV507	FSV507		DKV072
H307X103			FRM72/5	DH507	DHV507	TSV507	FSV507		DKV072
	KM7	MB7	FRM72/8	DH207		TSV207			DKV072
	KM7	MB7	FRM72/5	DH207		TSV207			DKV072

¹⁾ $g_L = 107$ mm for TSV207

** Covers DKVT... are suitable for temperatures > 120 °C

FAG plumber block housings, split

For bearings with cylindrical bore and
for bearings with tapered bore and adapter sleeve



SNV080

Dimensions

D	a	b	c	g	h	m	s	u	v	h ₁	D ₂	D ₃	D ₅	g ₁	g ₂	g ₃	
mm	inch		mm														
80	205	60	25	85	60	170	M12	½	15	20	112	62	70,5	68,7	5	69	10,5

Shaft

d₁
d

d₂

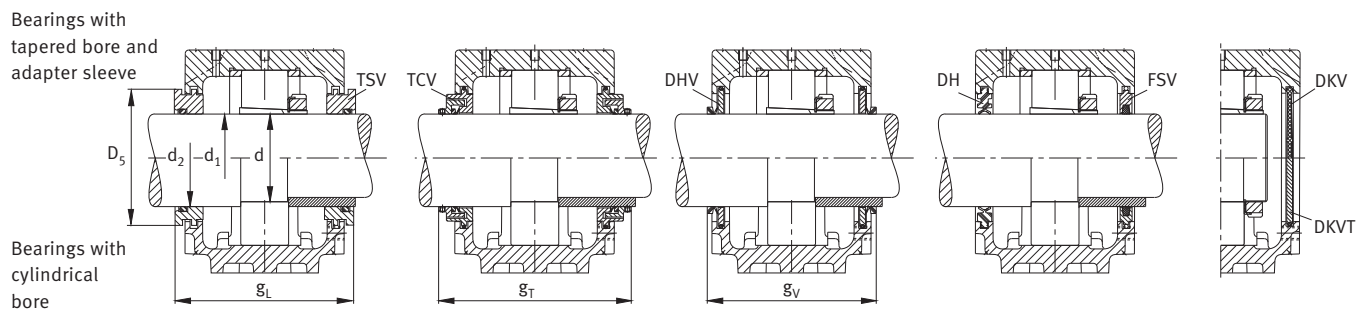
Bearings suitable for the housing

Unsplit bearings

Split spherical roller bearings

mm	inch	mm	Designation to DIN*			FAG
28,575	1 1/8		1307K	20307K	21307K	2307K
30			1307K	20307K	21307K	2307K
30,163	1 3/16		1307K	20307K	21307K	2307K
31,75	1 1/4		1208K	20208K		2208K 22208K
33,338	1 3/16		1208K	20208K		2208K 22208K
34,925	1 3/8		1208K	20208K		2208K 22208K
35			1208K	20208K		2208K 22208K
		45	6307	1307	20307	21307
		45				2307
40		50	6208	1208	20208	
		50				2208 22208

* The ordering designation which corresponds to the designation according to DIN can be found in Catalogue HR 1, Rolling Bearings.



g_4	h_2	g_L	g_T	g_V	k	m_1	n_1	m_2	n_2	n_3	n_4	M DIN 931	M_1 DIN 580	M_5	Mass ≈ kg
-------	-------	-------	-------	-------	-----	-------	-------	-------	-------	-------	-------	--------------	------------------	-------	-----------------

28	23	198	122	91 ¹⁾	39	135	43	160	34	52	71	M10	-	M10×1	2,9
----	----	-----	-----	------------------	----	-----	----	-----	----	----	----	-----	---	-------	-----

Required accessories

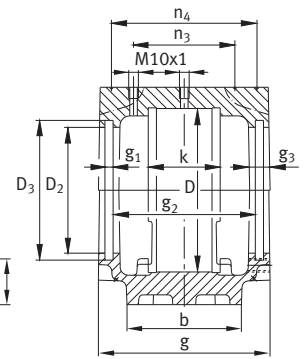
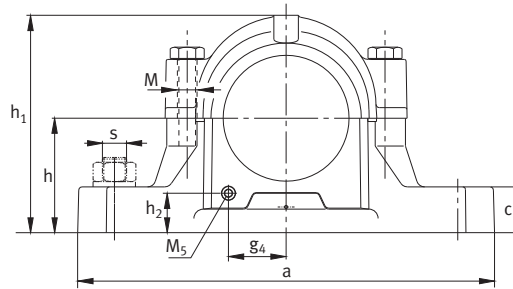
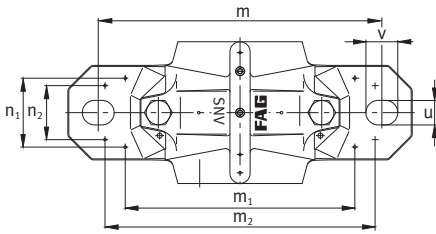
Adapter sleeve	Shaft nut	Retaining plate	Locating ring 2 pieces	Double lip seal	V ring seal	Labyrinth ring with round cord	Felt seal	Combined seal	Cover**
FAG	FAG	FAG	FAG	FAG	FAG	FAG	FAG	FAG	FAG
H307X102			FRM80/9	DH607X102	DHV607X102	TSV607X102	FSV607X102	TCV607X102	DKV080
H2307X102			FRM80/4	DH607X102	DHV607X102	TSV607X102	FSV607X102	TCV607X102	DKV080
H307			FRM80/9	DH607	DHV607	TSV607	FSV607	TCV607	DKV080
H2307			FRM80/4	DH607	DHV607	TSV607	FSV607	TCV607	DKV080
H307X103			FRM80/9	DH607	DHV607	TSV607	FSV607	TCV607	DKV080
H2307X103			FRM80/4	DH607	DHV607	TSV607	FSV607	TCV607	DKV080
H208X104			FRM80/10,5	DH508X104	DHV508X104	TSV508X104	FSV508X104	TCV508X104	DKV080
H308X104			FRM80/8	DH508X104	DHV508X104	TSV508X104	FSV508X104	TCV508X104	DKV080
H208X105			FRM80/10,5	DH508X104	DHV508X105	TSV508X105	FSV508X105	TCV508X105	DKV080
H308X105			FRM80/8	DH508X104	DHV508X105	TSV508X105	FSV508X105	TCV508X105	DKV080
H208X106			FRM80/10,5	DH508	DHV508	TSV508	FSV508	TCV508	DKV080
H308X106			FRM80/8	DH508	DHV508	TSV508	FSV508	TCV508	DKV080
H208			FRM80/10,5	DH508	DHV508	TSV508	FSV508	TCV508	DKV080
H308			FRM80/8	DH508	DHV508	TSV508	FSV508	TCV508	DKV080
	KM7	MB7	FRM80/9	DH307	DHV307	TSV307	FSV307		DKV080
	KM7	MB7	FRM80/4	DH307	DHV307	TSV307	FSV307		DKV080
	KM8	MB8	FRM80/10,5	DH208	DHV208	TSV208	FSV208		DKV080
	KM8	MB8	FRM80/8	DH208	DHV208	TSV208	FSV208		DKV080

¹⁾ $g_V = 93$ mm for DHV307 and DHV208

** Covers DKVT... are suitable for temperatures > 120 °C

FAG plumber block housings, split

For bearings with cylindrical bore and
for bearings with tapered bore and adapter sleeve



SNV085

Dimensions

D	a	b	c	g	h	m	s	u	v	h ₁	D ₂	D ₃	D ₅	g ₁	g ₂	g ₃	
mm	inch		mm														
85	205	60	25	87	60	170	M12	½	15	20	114	67	75,5	73,7	5	69	12,5

Shaft

d₁
d

d₂

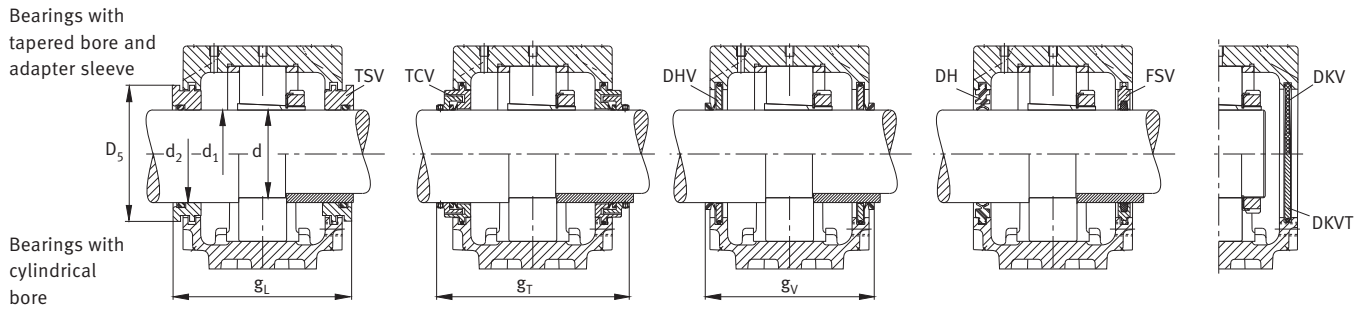
Bearings suitable for the housing

Unsplit bearings

Split spherical roller bearings

mm	inch	mm	Designation to DIN*				FAG
36,513	1 7/16		1209K	20209K			
					2209K	22209K	
38,1	1 ½		1209K	20209K			
					2209K	22209K	
40			1209K	20209K			
					2209K	22209K	
45		55	6209	1209	20209		
		55				2209	22209

* The ordering designation which corresponds to the designation according to DIN can be found in Catalogue HR 1, Rolling Bearings.



g_4	h_2	g_L	g_T	g_V	k	m_1	n_1	m_2	n_2	n_3	n_4	M DIN 931	M_1 DIN 580	M_5	Mass ≈ kg
-------	-------	-------	-------	-------	-----	-------	-------	-------	-------	-------	-------	--------------	------------------	-------	-----------------

30	20,5	101	123 ¹⁾	91 ²⁾	31	135	40	160	34	47	71	M10	-	M10×1	2,9
----	------	-----	-------------------	------------------	----	-----	----	-----	----	----	----	-----	---	-------	-----

Required accessories

Adapter sleeve	Shaft nut	Retaining plate	Locating ring 2 pieces	Double lip seal	V ring seal	Labyrinth ring with round cord	Felt seal	Combined seal	Cover**
FAG	FAG	FAG	FAG	FAG	FAG	FAG	FAG	FAG	FAG
H209X107			FRM85/6	DH509X107	DHV509X107	TSV509X107	FSV509X107	TCV509X107	DKV085
H309X107			FRM85/4	DH509X107	DHV509X107	TSV509X107	FSV509X107	TCV509X107	DKV085
H209X108			FRM85/6	DH509X107	DHV509X108	TSV509X108	FSV509X108	TCV509X108	DKV085
H309X108			FRM85/4	DH509X107	DHV509X108	TSV509X108	FSV509X108	TCV509X108	DKV085
H209			FRM85/6	DH509	DHV509	TSV509	FSV509	TCV509	DKV085
H309			FRM85/4	DH509	DHV509	TSV509	FSV509	TCV509	DKV085
	KM9	MB9	FRM85/6	DH209	DHV209	TSV209	FSV209		DKV085
	KM9	MB9	FRM85/4	DH209	DHV209	TSV209	FSV209		DKV085

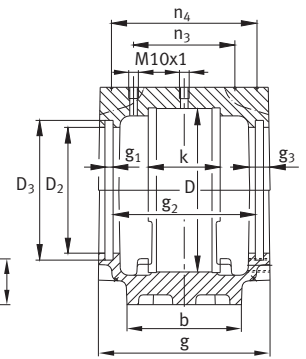
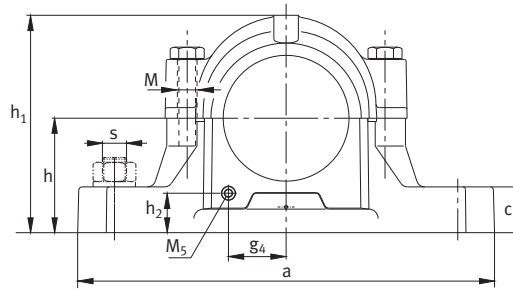
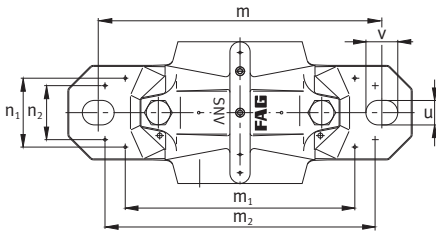
¹⁾ $g_T = 125$ mm for TCV509X108, TCV509

²⁾ $g_V = 93$ mm for DHV509X108, DHV509, DHV209

** Covers DKVT... are suitable for temperatures > 120 °C

FAG plumber block housings, split

For bearings with cylindrical bore and
for bearings with tapered bore and adapter sleeve



SNV090

Dimensions

D	a	b	c	g	h	m	s	u	v	h ₁	D ₂	D ₃	D ₅	g ₁	g ₂	g ₃	
mm	inch		mm														
90	205	60	25	100	60	170	M12	½	15	20	117	72	80,5	78,2	5	82	12,5

Shaft

d₁
d

d₂

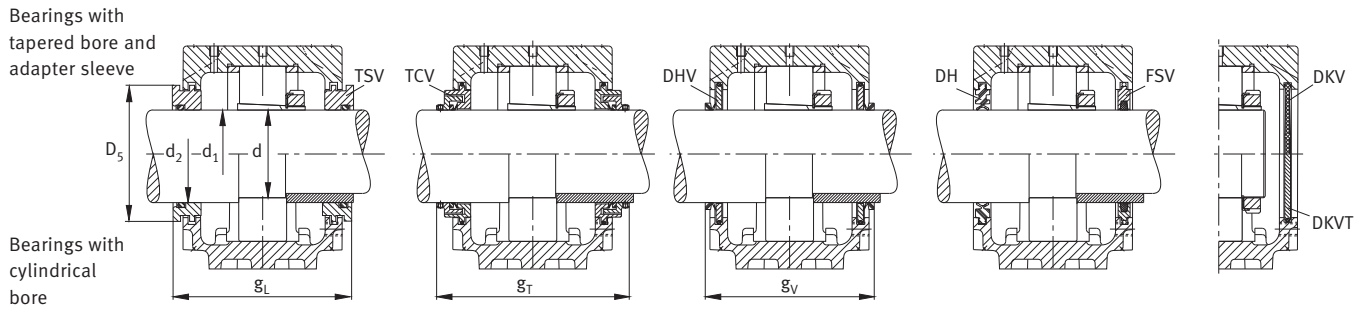
Bearings suitable for the housing

Unsplit bearings

Split spherical roller bearings

mm	inch	mm	Designation to DIN*			FAG		
31,75	1¼		1308K	20308K	21308K	2308K	22308K	
33,338	1⅝		1308K	20308K	21308K	2308K	22308K	
34,925	1⅞		1308K	20308K	21308K	2308K	22308K	
35			1308K	20308K	21308K	2308K	22308K	
40		50	6308	1308	20308	21308	2308	22308
41,275	1⅞	50				2308	22308	
42,863	1⅞		1210K	20210K		2210K	22210K	
44,45	1¾		1210K	20210K		2210K	22210K	
45			1210K	20210K		2210K	22210K	
50		60	6210	1210	20210			
		60				2210	22210	

* The ordering designation which corresponds to the designation according to DIN can be found in Catalogue HR 1, Rolling Bearings.



g_4	h_2	g_L	g_T	g_V	k	m_1	n_1	m_2	n_2	n_3	n_4	M DIN 931	M_1 DIN 580	M_5	Mass ≈ kg
-------	-------	-------	-------	-------	-----	-------	-------	-------	-------	-------	-------	--------------	------------------	-------	-----------------

32	18	114	136 ¹⁾	104 ²⁾	41	135	44	160	34	58	84	M10	-	M10×1	3,3
----	----	-----	-------------------	-------------------	----	-----	----	-----	----	----	----	-----	---	-------	-----

Required accessories

Adapter sleeve	Shaft nut	Retaining plate	Locating ring 2 pieces	Double lip seal	V ring seal	Labyrinth ring with round cord	Felt seal	Combined seal	Cover**
FAG	FAG	FAG	FAG	FAG	FAG	FAG	FAG	FAG	FAG
H308X104			FRM90/9	DH608X104	DHV608X104	TSV608X104	FSV608X104	TCV608X104	DKV090
H2308X104			FRM90/4	DH608X104	DHV608X104	TSV608X104	FSV608X104	TCV608X104	DKV090
H308X105			FRM90/9	DH608X104	DHV608X105	TSV608X105	FSV608X105	TCV608X105	DKV090
H2308X105			FRM90/4	DH608X104	DHV608X105	TSV608X105	FSV608X105	TCV608X105	DKV090
H308X106			FRM90/9	DH608	DHV608	TSV608	FSV608	TCV608	DKV090
H2308X106			FRM90/4	DH608	DHV608	TSV608	FSV608	TCV608	DKV090
H308			FRM90/9	DH608	DHV608	TSV608	FSV608	TCV608	DKV090
H2308			FRM90/4	DH608	DHV608	TSV608	FSV608	TCV608	DKV090
	KM8	MB8	FRM90/9	DH308	DHV308	TSV308	FSV308	TCV308	DKV090
	KM8	MB8	FRM90/4	DH308	DHV308	TSV308	FSV308	TCV308	DKV090
H210X110			FRM90/10,5	DH510X110	DHV510X110	TSV510X110	FSV510X110	TCV510X110	DKV090
H310X110			FRM90/9	DH510X110	DHV510X110	TSV510X110	FSV510X110	TCV510X110	DKV090
H210X111			FRM90/10,5	DH510X110	DHV510X111	TSV510X111	FSV510X111	TCV510X111	DKV090
H310X111			FRM90/9	DH510X110	DHV510X111	TSV510X111	FSV510X111	TCV510X111	DKV090
H210X112			FRM90/10,5	DH510	DHV510	TSV510X112	FSV510	TCV510	DKV090
H310X112			FRM90/9	DH510	DHV510	TSV510X112	FSV510	TCV510	DKV090
H210			FRM90/10,5	DH510	DHV510	TSV510	FSV510	TCV510	DKV090
H310			FRM90/9	DH510	DHV510	TSV510	FSV510	TCV510	DKV090
	KM10	MB10	FRM90/10,5	DH210	DHV210	TSV210	FSV210	TCV210	DKV090
	KM10	MB10	FRM90/9	DH210	DHV210	TSV210	FSV210	TCV210	DKV090

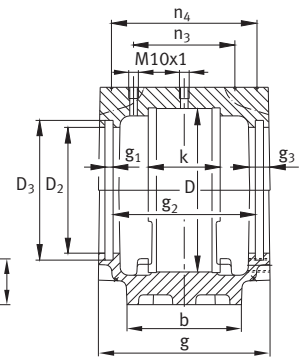
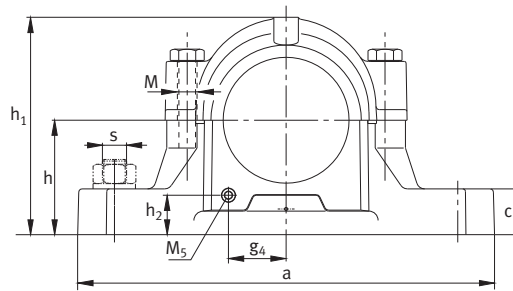
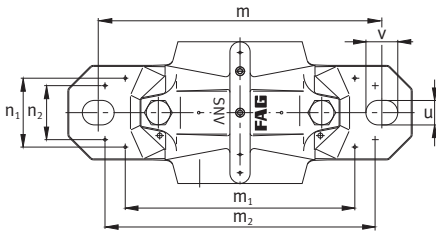
¹⁾ $g_T = 138$ mm for TCV510X110, TCV510X111, TCV510

²⁾ $g_V = 106$ mm for DHV510X110, DHV510X111, DHV510, DHV308, DHV210

** Covers DKVT... are suitable for temperatures > 120 °C

FAG plumber block housings, split

For bearings with cylindrical bore and
for bearings with tapered bore and adapter sleeve



SNV100

Dimensions

D	a	b	c	g	h	m	s	u	v	h ₁	D ₂	D ₃	D ₅	g ₁	g ₂	g ₃	
mm	inch		mm														
100	255	70	28	105	70	210	M16	5/8	18	23	133	77	85,5	83,2	5	87	12,5

Shaft

d₁
d

d₂

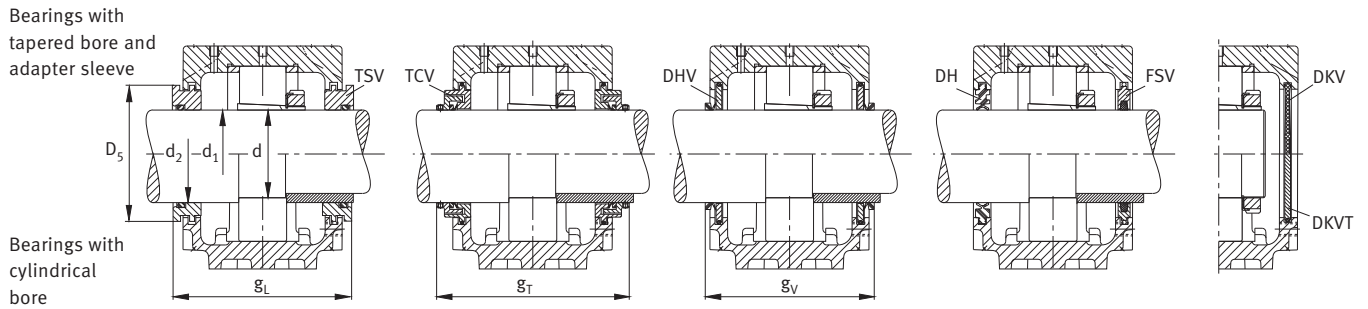
Bearings suitable for the housing

Unsplit bearings

Split spherical roller bearings

mm	inch	mm	Designation to DIN*			FAG		
36,513	1 7/16		1309K	20309K	21309K	2309K	22309K	
38,1	1 1/2		1309K	20309K	21309K	2309K	22309K	
39,688	1 9/16		1309K	20309K	21309K	2309K	22309K	
40			1309K	20309K	21309K	2309K	22309K	
45		55	6309	1309	20309	21309	2309	22309
47,625	1 7/8	55				2309	22309	
49,213	1 15/16		1211K	20211K		2211K	22211K	
50			1211K	20211K		2211 K	22211K	
50,8	2		1211K	20211K		2211 K	22211K	
55		65	6211	1211	20211	2211K	22211K	
		65				2211	22211	

* The ordering designation which corresponds to the designation according to DIN can be found in Catalogue HR 1, Rolling Bearings.



g_4	h_2	g_L	g_T	g_V	k	m_1	n_1	m_2	n_2	n_3	n_4	M DIN 931	M_1 DIN 580	M_5	Mass ≈ kg
-------	-------	-------	-------	-------	-----	-------	-------	-------	-------	-------	-------	--------------	------------------	-------	-----------------

34	25	119	143 ¹⁾	111 ²⁾	44	170	51	200	40	62	89	M12	-	M14×1,5	4,6
----	----	-----	-------------------	-------------------	----	-----	----	-----	----	----	----	-----	---	---------	-----

Required accessories

Adapter sleeve	Shaft nut	Retaining plate	Locating ring 2 pieces	Double lip seal	V ring seal	Labyrinth ring with round cord	Felt seal	Combined seal	Cover**
FAG	FAG	FAG	FAG	FAG	FAG	FAG	FAG	FAG	FAG
H309X107			FRM100/9,5	DH609X107	DHV609X107	TSV609X107	FSV609X107	TCV609X107	DKV100
H2309X107			FRM100/4	DH609X107	DHV609X107	TSV609X107	FSV609X107	TCV609X107	DKV100
H309X108			FRM100/9,5	DH609X107	DHV609X108	TSV609X108	FSV609X108	TCV609X108	DKV100
H2309X108			FRM100/4	DH609X107	DHV609X108	TSV609X108	FSV609X108	TCV609X108	DKV100
H309X109			FRM100/9,5	DH609	DHV609	TSV609	FSV609	TCV609	DKV100
H2309X109			FRM100/4	DH609	DHV609	TSV609	FSV609	TCV609	DKV100
H309			FRM100/9,5	DH609	DHV609	TSV609	FSV609	TCV609	DKV100
H2309			FRM100/4	DH609	DHV609	TSV609	FSV609	TCV609	DKV100
	KM9	MB9	FRM100/9,5	DH309	DHV309	TSV309	FSV309	TCV309	DKV100
	KM9	MB9	FRM100/4	DH309	DHV309	TSV309	FSV309	TCV309	DKV100
H211X114			FRM100/11,5	DH511X114	DHV511X114	TSV511X114	FSV511X114	TCV511X114	DKV100
H311X114			FRM100/9,5	DH511X114	DHV511X114	TSV511X114	FSV511X114	TCV511X114	DKV100
H211X115			FRM100/11,5	DH511	DHV511X115	TSV511X115	FSV511X115	TCV511X115	DKV100
H311X115			FRM100/9,5	DH511	DHV511X115	TSV511X115	FSV511X115	TCV511X115	DKV100
H211			FRM100/11,5	DH511	DHV511	TSV511	FSV511	TCV511	DKV100
H311			FRM100/9,5	DH511	DHV511	TSV511	FSV511	TCV511	DKV100
H211X200			FRM100/11,5	DH511	DHV511	TSV511X200	FSV511	TCV511X200	DKV100
H311X200			FRM100/9,5	DH511	DHV511	TSV511X200	FSV511	TCV511X200	DKV100
	KM11	MB11	FRM100/11,5	DH211	DHV211	TSV211	FSV211	TCV211	DKV100
	KM11	MB11	FRM100/9,5	DH211	DHV211	TSV211	FSV211	TCV211	DKV100

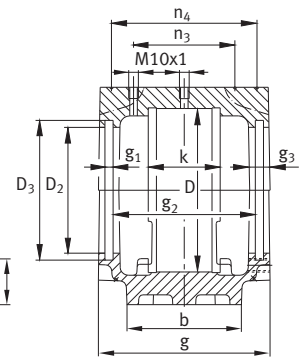
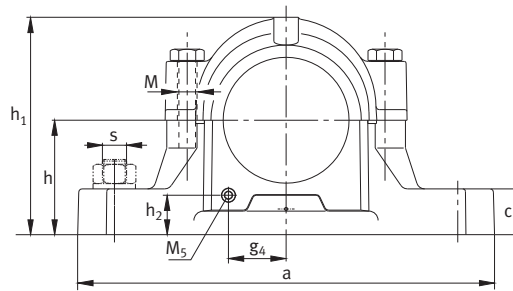
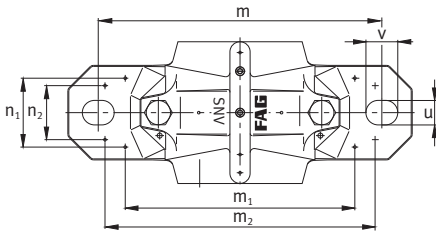
¹⁾ $g_T = 141$ mm for TCV609X107

²⁾ $g_V = 109$ mm for DHV609X107

** Covers DKVT... are suitable for temperatures > 120 °C

FAG plumber block housings, split

For bearings with cylindrical bore and
for bearings with tapered bore and adapter sleeve



SNV110

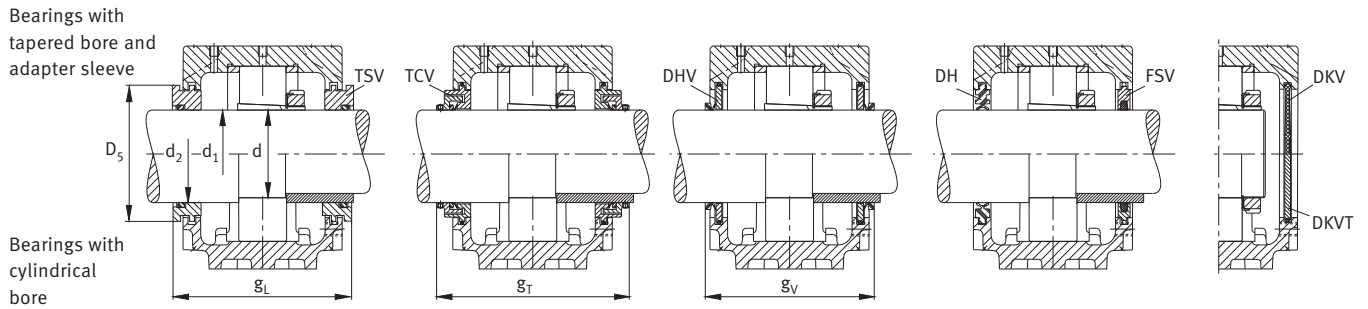
Dimensions

D	a	b	c	g	h	m	s	u	v	h ₁	D ₂	D ₃	D ₅	g ₁	g ₂	g ₃	
mm	inch		mm														
110	255	70	30	110	70	210	M16	5/8	18	23	139	82	90,5	88,2	5	92	12,5

Shaft

d ₁	d ₂	Bearings suitable for the housing				Split spherical roller bearings	
d		Unsplit bearings				FAG	
mm	inch	mm	Designation to DIN*				
41,275	1 5/8		1310K	20310K	21310K	2310K	22310K
42,863	1 11/16		1310K	20310K	21310K	2310K	22310K
44,45	1 3/4		1310K	20310K	21310K	2310K	22310K
45			1310K	20310K	21310K	2310K	22310K
50		60	6310	1310	20310	21310	2310
		60					22310
53,975	2 1/8		1212K	20212K		2212K	22212K
55			1212K	20212K		2212K	22212K
							222SM55-TVPA
60		70	6212	1212	20212		
		70				2212	22212

* The ordering designation which corresponds to the designation according to DIN can be found in Catalogue HR 1, Rolling Bearings.



g_4	h_2	g_L	g_T	g_V	k	m_1	n_1	m_2	n_2	n_3	n_4	M DIN 931	M_1 DIN 580	M_5	Mass ≈ kg
-------	-------	-------	-------	-------	-----	-------	-------	-------	-------	-------	-------	--------------	------------------	-------	-----------------

35	20	124	148	116 ¹⁾	48	170	52	200	40	67	94	M12	-	M14x1,5	5
----	----	-----	-----	-------------------	----	-----	----	-----	----	----	----	-----	---	---------	---

Required accessories

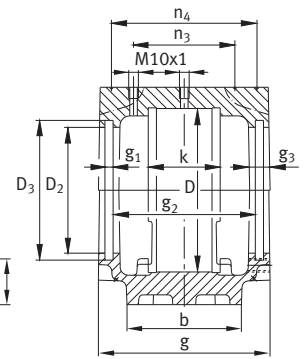
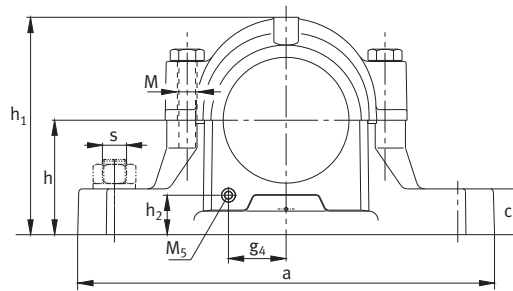
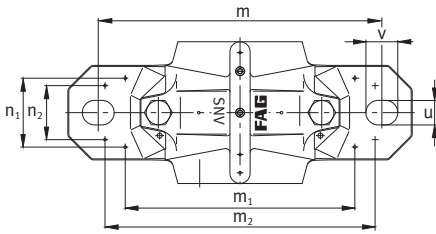
Adapter sleeve	Shaft nut	Retaining plate	Locating ring 2 pieces	Double lip seal	V ring seal	Labyrinth ring with round cord	Felt seal	Combined seal	Cover**
FAG	FAG	FAG	FAG	FAG	FAG	FAG	FAG	FAG	FAG
H310X110			FRM110/10,5	DH610X110	DHV610X110	TSV610X110	FSV610X110	TCV610X110	DKV110
H2310X110			FRM110/4	DH610X110	DHV610X110	TSV610X110	FSV610X110	TCV610X110	DKV110
H310X111			FRM110/10,5	DH610X110	DHV610X111	TSV610X111	FSV610X111	TCV610X111	DKV110
H2310X111			FRM110/4	DH610X110	DHV610X111	TSV610X111	FSV610X111	TCV610X111	DKV110
H310X112			FRM110/10,5	DH610	DHV610	TSV610X112	FSV610	TCV610	DKV110
H2310X112			FRM110/4	DH610	DHV610	TSV610X112	FSV610	TCV610	DKV110
H310			FRM110/10,5	DH610	DHV610	TSV610	FSV610	TCV610	DKV110
H2310			FRM110/4	DH610	DHV610	TSV610	FSV610	TCV610	DKV110
	KM10	MB10	FRM110/10,5	DH310	DHV310	TSV310	FSV310		DKV110
	KM10	MB10	FRM110/4	DH310	DHV310	TSV310	FSV310		DKV110
H212X202			FRM110/13	DH512	DHV512	TSV512X202	FSV512X202	TCV512X202	DKV110
H312X202			FRM110/10	DH512	DHV512	TSV512X202	FSV512X202	TCV512X202	DKV110
H212			FRM110/13	DH512	DHV512	TSV512	FSV512	TCV512	DKV110
H312			FRM110/10	DH512	DHV512	TSV512	FSV512	TCV512	DKV110
			FRM110/10	DH512	DHV512	TSV512	FSV512	TCV512	DKV110
	KM12	MB12	FRM110/13	DH212	DHV212	TSV212	FSV212		DKV110
	KM12	MB12	FRM110/10	DH212	DHV212	TSV212	FSV212		DKV110

¹⁾ $g_V = 120$ mm for DHV212

** Covers DKVT... are suitable for temperatures > 120 °C

FAG plumber block housings, split

For bearings with cylindrical bore and
for bearings with tapered bore and adapter sleeve



SNV120

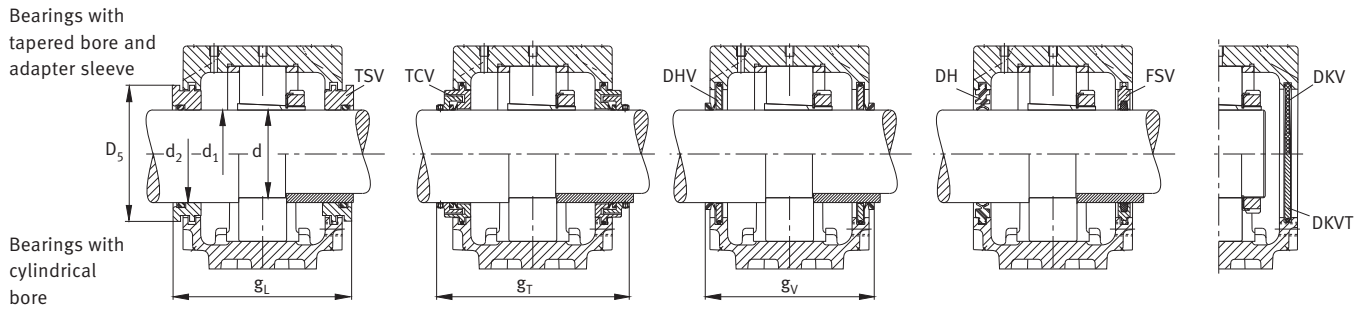
Dimensions

D	a	b	c	g	h	m	s	u	v	h ₁	D ₂	D ₃	D ₅	g ₁	g ₂	g ₃	
mm	inch	mm	mm	mm	mm	mm	mm	mm	mm	mm	mm	mm	mm	mm	mm	mm	
120	275	80	30	115	80	230	M16	5/8	18	23	155	87	95,5	93,2	5	97	12,5

Shaft

d ₁	d ₂	Bearings suitable for the housing				Split spherical roller bearings	
d		Unsplit bearings				FAG	
mm	inch	mm	Designation to DIN*				
47,625	17/8		1311K	20311K	21311K	2311K	22311K
49,213	1 ¹⁵ / ₁₆		1311K	20311K	21311K	2311K	22311K
50			1311K	20311K	21311K	2311K	22311K
50,8	2		1311K	20311K	21311K	2311K	22311K
55		65	6311	1311	20311	21311	2311
55,563	2 ³ / ₁₆	65		1213K	20213K	2213K	22213K
							222S.203
57,15	2 ¹ / ₄		1213K	20213K		2213K	22213K
							222S.204
60			1213K	20213K		2213K	22213K
							222SM60-TVPA
60,325	2 ³ / ₈		1213K	20213K		2213K	22213K
65		75	6213	1213	20213	2213	22213
		75				2213	22213

* The ordering designation which corresponds to the designation according to DIN can be found in Catalogue HR 1, Rolling Bearings.



g_4	h_2	g_L	g_T	g_V	k	m_1	n_1	m_2	n_2	n_3	n_4	M DIN 931	M_1 DIN 580	M_5	Mass ≈ kg
-------	-------	-------	-------	-------	-----	-------	-------	-------	-------	-------	-------	--------------	------------------	-------	-----------------

38	24,5	129	153	121 ¹⁾	51	190	58	220	48	71	99	M12	-	M14×1,5	6,4
----	------	-----	-----	-------------------	----	-----	----	-----	----	----	----	-----	---	---------	-----

Required accessories

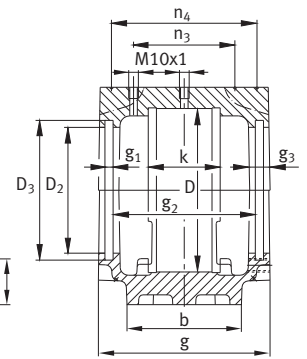
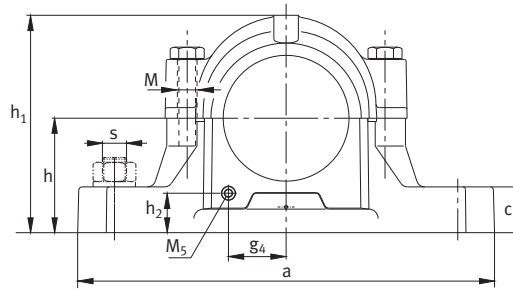
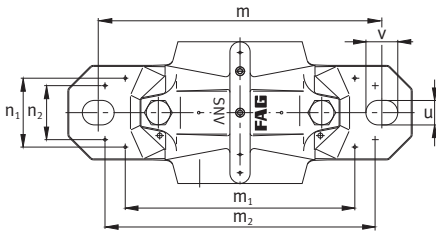
Adapter sleeve	Shaft nut	Retaining plate	Locating ring 2 pieces	Double lip seal	V ring seal	Labyrinth ring with round cord	Felt seal	Combined seal	Cover**
FAG	FAG	FAG	FAG	FAG	FAG	FAG	FAG	FAG	FAG
H311X114			FRM120/11	DH611X114	DHV611X114	TSV611X114	FSV611X114	TCV611X114	DKV120
H2311X114			FRM120/4	DH611X114	DHV611X114	TSV611X114	FSV611X114	TCV611X114	DKV120
H311X115			FRM120/11	DH611	DHV611X115	TSV611X115	FSV611X115	TCV611X115	DKV120
H2311X115			FRM120/4	DH611	DHV611X115	TSV611X115	FSV611X115	TCV611X115	DKV120
H311			FRM120/11	DH611	DHV611	TSV611	FSV611	TCV611	DKV120
H2311			FRM120/4	DH611	DHV611	TSV611	FSV611	TCV611	DKV120
H311X200			FRM120/11	DH611	DHV611	TSV611X200	FSV611	TCV611X200	DKV120
H2311X200			FRM120/4	DH611	DHV611	TSV611X200	FSV611	TCV611X200	DKV120
	KM11	MB11	FRM120/11	DH311	DHV311	TSV311	FSV311		DKV120
	KM11	MB11	FRM120/4	DH311	DHV311	TSV311	FSV311		DKV120
H213X203			FRM120/14	DH513X203	DHV513X203	TSV513X203	FSV513X203	TCV513X203	DKV120
H313X203			FRM120/10	DH513X203	DHV513X203	TSV513X203	FSV513X203	TCV513X203	DKV120
			FRM120/10	DH513X203	DHV513X203	TSV513X203	FSV513X203	TCV513X203	DKV120
H213X204			FRM120/14	DH513X203	DHV513X204	TSV513X204	FSV513X204	TCV513X204	DKV120
H313X204			FRM120/10	DH513X203	DHV513X204	TSV513X204	FSV513X204	TCV513X204	DKV120
			FRM120/10	DH513X203	DHV513X204	TSV513X204	FSV513X204	TCV513X204	DKV120
H213			FRM120/14	DH513	DHV513	TSV513	FSV513	TCV513	DKV120
H313			FRM120/10	DH513	DHV513	TSV513	FSV513	TCV513	DKV120
			FRM120/10	DH513	DHV513	TSV513	FSV513	TCV513	DKV120
H213X206			FRM120/14	DH513	DHV513	TSV513	FSV513	TCV513	DKV120
H313X206			FRM120/10	DH513	DHV513	TSV513	FSV513	TCV513	DKV120
	KM13	MB13	FRM120/14	DH213	DHV213	TSV213	FSV213		DKV120
	KM13	MB13	FRM120/10	DH213	DHV213	TSV213	FSV213		DKV120

¹⁾ $g_V = 125$ mm for DHV213

** Covers DKVT... are suitable for temperatures > 120 °C

FAG plumber block housings, split

For bearings with cylindrical bore and
for bearings with tapered bore and adapter sleeve



SNV125

Dimensions

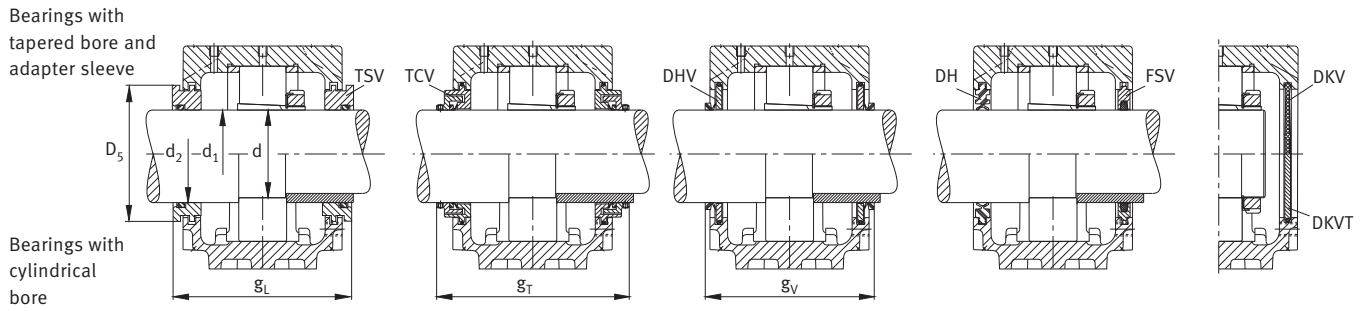
D	a	b	c	g	h	m	s	u	v	h ₁	D ₂	D ₃	D ₅	g ₁	g ₂	g ₃
mm	inch	mm	mm	mm	mm	mm	mm	mm	mm	mm	mm	mm	mm	mm	mm	mm

125	275	80	30	105	80	230	M16	5/8	18	23	158	112	120,5	118,2	5	84,5	15
-----	-----	----	----	-----	----	-----	-----	-----	----	----	-----	-----	-------	-------	---	------	----

Shaft

d ₁	d	d ₂	Bearings suitable for the housing				Split spherical roller bearings	
mm	inch	mm	Designation to DIN*				FAG	
70		80	6214	1214	20214			
		80				2214	22214	

* The ordering designation which corresponds to the designation according to DIN can be found in Catalogue HR 1, Rolling Bearings.



g_4	h_2	g_L	g_T	g_V	k	m_1	n_1	m_2	n_2	n_3	n_4	M DIN 931	M_1 DIN 580	M_5	Mass ≈ kg
-------	-------	-------	-------	-------	-----	-------	-------	-------	-------	-------	-------	----------------	------------------	-------	-----------------

45	23	120,3	143	110	39	190	52	220	48	57	86	M12	-	M14×1,5	6,4
----	----	-------	-----	-----	----	-----	----	-----	----	----	----	-----	---	---------	-----

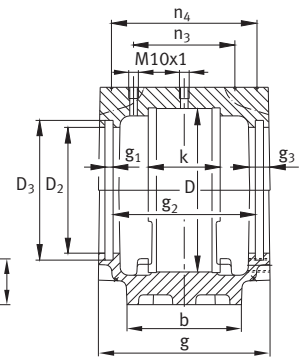
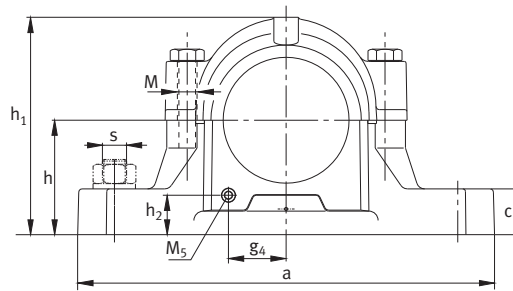
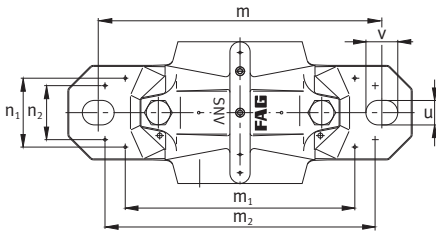
Required accessories

Adapter sleeve	Shaft nut	Retaining plate	Locating ring 2 pieces	Double lip seal	V ring seal	Labyrinth ring with round cord	Felt seal	Combined seal	Cover**
FAG	FAG	FAG	FAG	FAG	FAG	FAG	FAG	FAG	FAG
	KM14	MB14	FRM125/7,75	DH214	DHV214	TSV214	FSV214	TCV214	DKV150
	KM14	MB14	FRM125/4	DH214	DHV214	TSV214	FSV214	TCV214	DKV150

** Covers DKVT... are suitable for temperatures > 120 °C

FAG plumber block housings, split

For bearings with cylindrical bore and
for bearings with tapered bore and adapter sleeve



SNV130

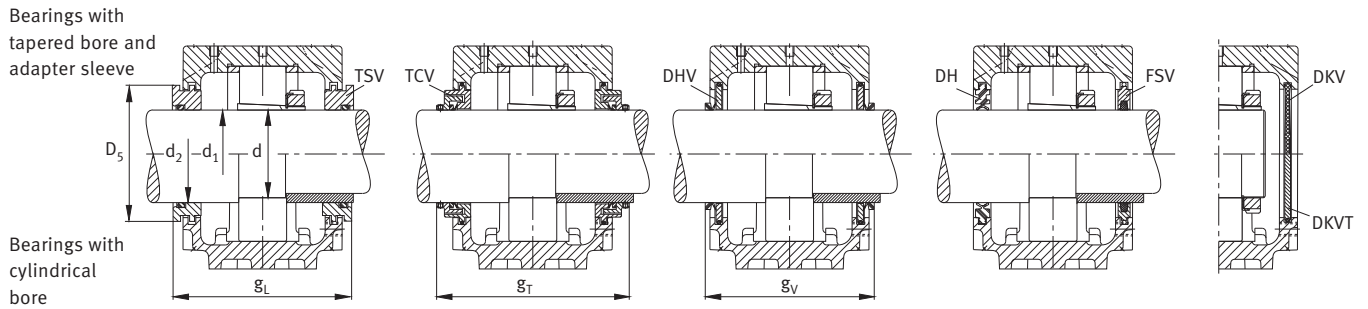
Dimensions

D	a	b	c	g	h	m	s	u	v	h ₁	D ₂	D ₃	D ₅	g ₁	g ₂	g ₃	
mm	inch	mm	mm	mm	mm	mm	mm	mm	mm	mm	mm	mm	mm	mm	mm	mm	
130	280	80	30	120	80	230	M16	5/8	18	23	161	102,5	111	108,7	5	102	12,5

Shaft

d ₁	d	d ₂	Bearings suitable for the housing				Split spherical roller bearings	
mm	inch	mm	Unsplit bearings				FAG	
mm	inch	mm	Designation to DIN*					
53,975	2 1/8		1312K	20312K	21312K	2312K	22312K	
55			1312K	20312K	21312K	2312K	22312K	
60		70	6312	1312	20312	21312	2312	22312
		70						
61,913	2 7/16		1215K	20215K		2215K	22215K	
								222S.207
63,5	2 1/2		1215K	20215K		2215K	22215K	
								222S.208
65			1215K	20215K		2215K	22215K	
								222SM65-TVPA
66,675	2 5/8		1215K	20215K		2215K	22215K	
75		85	6215	1215	20215	2215	22215	
		85						

* The ordering designation which corresponds to the designation according to DIN can be found in Catalogue HR 1, Rolling Bearings.



g_4	h_2	g_L	g_T	g_V	k	m_1	n_1	m_2	n_2	n_3	n_4	M DIN 931	M_1 DIN 580	M_5	Mass ≈ kg
-------	-------	-------	-------	-------	-----	-------	-------	-------	-------	-------	-------	--------------	------------------	-------	-----------------

43	23	134	158	126 ¹⁾	56	190	60	220	48	76	104	M12	-	M20×1,5	7
----	----	-----	-----	-------------------	----	-----	----	-----	----	----	-----	-----	---	---------	---

Required accessories

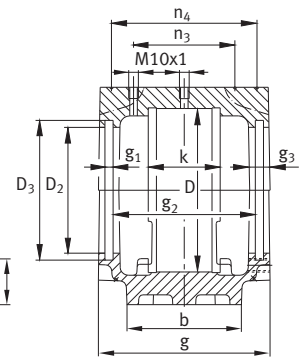
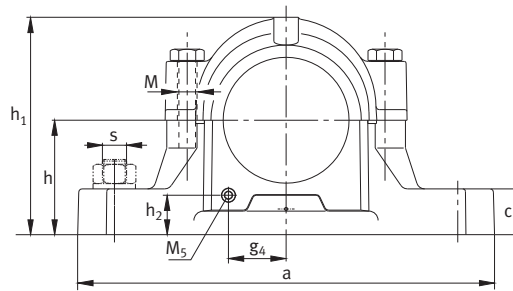
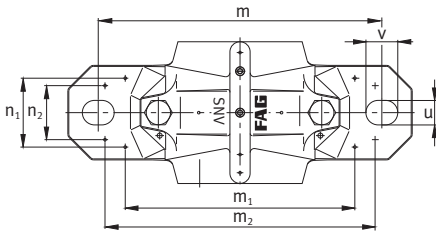
Adapter sleeve	Shaft nut	Retaining plate	Locating ring 2 pieces	Double lip seal	V ring seal	Labyrinth ring with round cord	Felt seal	Combined seal	Cover**
FAG	FAG	FAG	FAG	FAG	FAG	FAG	FAG	FAG	FAG
H312X202			FRM130/12,5	DH612	DHV612	TSV612X202	FSV612X202	TCV612X202	DKV130
H2312X202			FRM130/5	DH612	DHV612	TSV612X202	FSV612X202	TCV612X202	DKV130
H312			FRM130/12,5	DH612	DHV612	TSV612	FSV612	TCV612	DKV130
H2312			FRM130/5	DH612	DHV612	TSV612	FSV612	TCV612	DKV130
	KM12	MB12	FRM130/12,5	DH312	DHV312	TSV312	FSV312	TCV312	DKV130
	KM12	MB12	FRM130/5	DH312	DHV312	TSV312	FSV312	TCV312	DKV130
H215X207			FRM130/15,5	DH515X207	DHV515X207	TSV515X207	FSV515X207	TCV515X207	DKV130
H315X207			FRM130/12,5	DH515X207	DHV515X207	TSV515X207	FSV515X207	TCV515X207	DKV130
			FRM130/12,5	DH515X207	DHV515X207	TSV515X207	FSV515X207	TCV515X207	DKV130
H215X208			FRM130/15,5	DH515X207	DHV515X208	TSV515X208	FSV515X208	TCV515X208	DKV130
H315X208			FRM130/12,5	DH515X207	DHV515X208	TSV515X208	FSV515X208	TCV515X208	DKV130
			FRM130/12,5	DH515X207	DHV515X208	TSV515X208	FSV515X208	TCV515X208	DKV130
H215			FRM130/15,5	DH515	DHV515	TSV515	FSV515	TCV515	DKV130
H315			FRM130/12,5	DH515	DHV515	TSV515	FSV515	TCV515	DKV130
			FRM130/12,5	DH515	DHV515	TSV515	FSV515	TCV515	DKV130
H215X210			FRM130/15,5	DH515	DHV515X210	TSV515X210	FSV515X210	TCV515X210	DKV130
H315X210			FRM130/12,5	DH515	DHV515X210	TSV515X210	FSV515X210	TCV515X210	DKV130
	KM15	MB15	FRM130/15,5	DH215	DHV215	TSV215	FSV215		DKV130
	KM15	MB15	FRM130/12,5	DH215	DHV215	TSV215	FSV215		DKV130

¹⁾ $g_V = 130$ mm for DHV312 and DHV215

** Covers DKVT... are suitable for temperatures > 120 °C

FAG plumber block housings, split

For bearings with cylindrical bore and
for bearings with tapered bore and adapter sleeve



SNV140

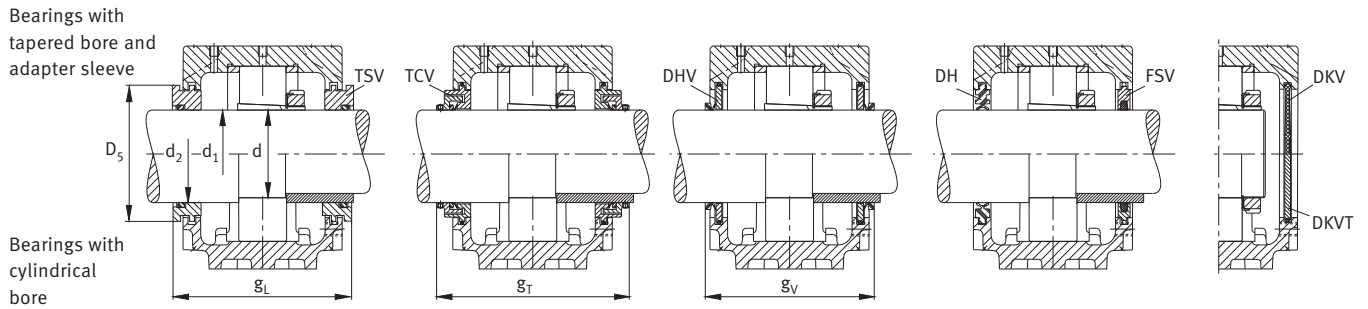
Dimensions

D	a	b	c	g	h	m	s	u	v	h ₁	D ₂	D ₃	D ₅	g ₁	g ₂	g ₃	
mm	inch		mm														
140	315	90	32	135	95	260	M20	¾	22	27	183	108	116,5	114,2	5	114,5	15

Shaft

d ₁	d ₂	Bearings suitable for the housing					Split spherical roller bearings	
d		Unsplit bearings					FAG	
mm	inch	mm	Designation to DIN*					
55,563	2 ³ / ₁₆		1313K	20313K	21313K	2313K	22313K	
57,15	2 ¹ / ₄		1313K	20313K	21313K	2313K	22313K	
60			1313K	20313K	21313K	2313K	22313K	
60,325	2 ³ / ₈		1313K	20313K	21313K	2313K	22313K	
65		75	6313	1313	20313	21313	2313	22313
68,263	2 ¹¹ / ₁₆	75	1216K	20216K		2216K	22216K	
69,85	2 ³ / ₄		1216K	20216K		2216K	22216K	
70			1216K	20216K		2216K	22216K	
73,025	2 ⁷ / ₈		1216K	20216K		2216K	22216K	
80		90	6216	1216	20216	2216K	22216K	
		90				2216	22216	

* The ordering designation which corresponds to the designation according to DIN can be found in Catalogue HR 1, Rolling Bearings.



g_4	h_2	g_L	g_T	g_V	k	m_1	n_1	m_2	n_2	n_3	n_4	M DIN 931	M_1 DIN 580	M_5	Mass ≈ kg
-------	-------	-------	-------	-------	-----	-------	-------	-------	-------	-------	-------	--------------	------------------	-------	-----------------

46	33	150,3	172 ¹⁾	139 ²⁾	58	210	65	252	52	81	117	M12	-	M20×1,5	9,9
----	----	-------	-------------------	-------------------	----	-----	----	-----	----	----	-----	-----	---	---------	-----

Required accessories

Adapter sleeve	Shaft nut	Retaining plate	Locating ring 2 pieces	Double lip seal	V ring seal	Labyrinth ring with round cord	Felt seal	Combined seal	Cover**
FAG	FAG	FAG	FAG	FAG	FAG	FAG	FAG	FAG	FAG
H313X203			FRM140/12,5	DH613X203	DHV613X203	TSV613X203	FSV613X203	TCV613X203	DKV140
H2313X203			FRM140/5	DH613X203	DHV613X203	TSV613X203	FSV613X203	TCV613X203	DKV140
H313X204			FRM140/12,5	DH613X203	DHV613X204	TSV613X204	FSV613X204	TCV613X204	DKV140
H2313X204			FRM140/5	DH613X203	DHV613X204	TSV613X204	FSV613X204	TCV613X204	DKV140
H313			FRM140/12,5	DH613	DHV613	TSV613	FSV613	TCV613	DKV140
H2313			FRM140/5	DH613	DHV613	TSV613	FSV613	TCV613	DKV140
H313X206			FRM140/12,5	DH613	DHV613	TSV613	FSV613	TCV613	DKV140
H2313X206			FRM140/5	DH613	DHV613	TSV613	FSV613	TCV613	DKV140
	KM13	MB13	FRM140/12,5	DH313	DHV313	TSV313	FSV313	TCV313	DKV140
	KM13	MB13	FRM140/5	DH313	DHV313	TSV313	FSV313	TCV313	DKV140
H216X211			FRM140/16	DH516X211	DHV516X211	TSV516X211	FSV516X211	TCV516X211	DKV140
H316X211			FRM140/12,5	DH516X211	DHV516X211	TSV516X211	FSV516X211	TCV516X211	DKV140
			FRM140/12,5	DH516X211	DHV516X211	TSV516X211	FSV516X211	TCV516X211	DKV140
H216X212			FRM140/16	DH516	DHV516	TSV516	FSV516	TCV516	DKV140
H316X212			FRM140/12,5	DH516	DHV516	TSV516	FSV516	TCV516	DKV140
H216			FRM140/16	DH516	DHV516	TSV516	FSV516	TCV516	DKV140
H316			FRM140/12,5	DH516	DHV516	TSV516	FSV516	TCV516	DKV140
			FRM140/12,5	DH516	DHV516	TSV516	FSV516	TCV516	DKV140
H216X214			FRM140/16	DH516X214	DHV516X214	TSV516X214	FSV516X214	TCV516X214	DKV140
H316X214			FRM140/12,5	DH516X214	DHV516X214	TSV516X214	FSV516X214	TCV516X214	DKV140
	KM16	MB16	FRM140/16	DH216	DHV216	TSV216	FSV216	TCV216	DKV140
	KM16	MB16	FRM140/12,5	DH216	DHV216	TSV216	FSV216	TCV216	DKV140

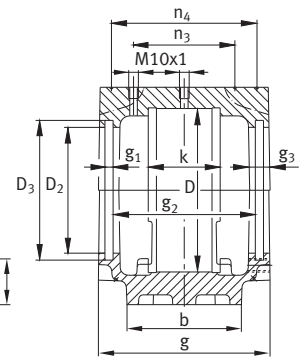
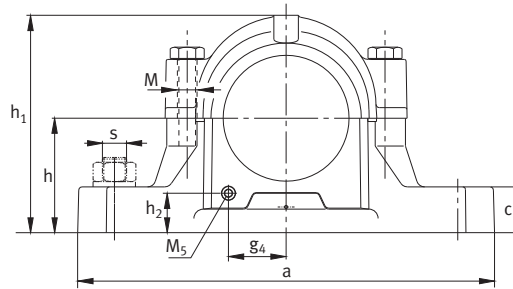
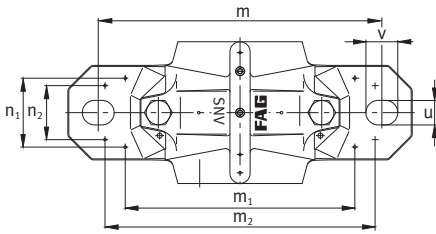
¹⁾ $g_T = 176$ mm for TCV516X211, TCV516, TCV516X214;
 $g_T = 175,5$ mm for TCV313

²⁾ $g_V = 143$ mm for DHV516X211, DHV516, DHV516X214
 $g_V = 142,5$ mm for DHV313 and DHV216

** Covers DKVT... are suitable for temperatures > 120 °C

FAG plumber block housings, split

For bearings with cylindrical bore and
for bearings with tapered bore and adapter sleeve



SNV150

Dimensions

D	a	b	c	g	h	m	s	u	v	h ₁	D ₂	D ₃	D ₅	g ₁	g ₂	g ₃	
mm								inch	mm								
150	320	90	32	140	95	260	M20	¾	22	27	189	112	120,5	118,2	5	119,5	15

Shaft

d₁
d

d₂

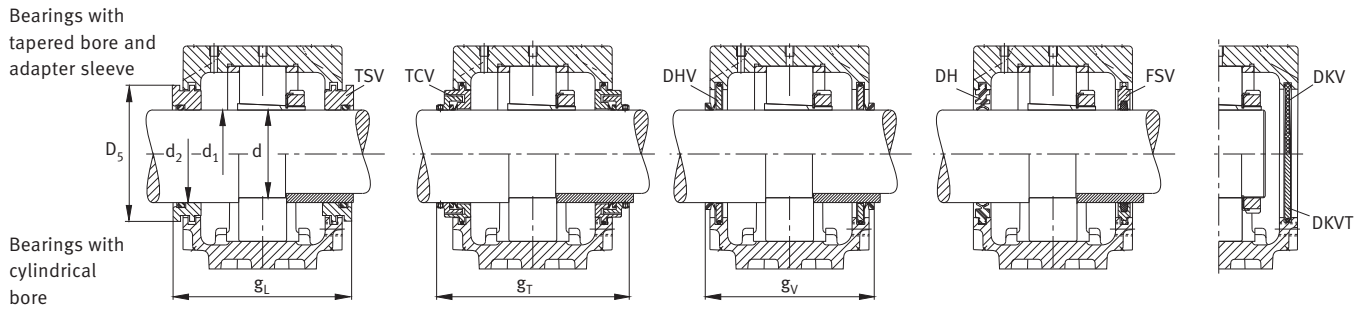
Bearings suitable for the housing

Unsplit bearings

Split spherical roller bearings

mm	inch	mm	Designation to DIN*				FAG
70		80	6314	1314	20314	21314	
		80			2314	22314	
74,613	2 ¹⁵ / ₁₆		1217K	20217K			
					2217K	22217K	
							222S.215
75			1217K	20217K			
					2217K	22217K	
							222SM75-TVPA
76,2	3		1217K	20217K			
					2217K	22217K	
							222S.300
85		95	6217	1217	20217		
		95				2217	22217

* The ordering designation which corresponds to the designation according to DIN can be found in Catalogue HR 1, Rolling Bearings.



g_4	h_2	g_L	g_T	g_V	k	m_1	n_1	m_2	n_2	n_3	n_4	M DIN 931	M_1 DIN 580	M_5	Mass ≈ kg
-------	-------	-------	-------	-------	-----	-------	-------	-------	-------	-------	-------	--------------	------------------	-------	-----------------

49	28	155,3	181 ¹⁾	148 ²⁾	61	210	66	252	52	85	122	M12	-	M20×1,5	10,8
----	----	-------	-------------------	-------------------	----	-----	----	-----	----	----	-----	-----	---	---------	------

Required accessories

Adapter sleeve	Shaft nut	Retaining plate	Locating ring 2 pieces	Double lip seal	V ring seal	Labyrinth ring with round cord	Felt seal	Combined seal	Cover**
FAG	FAG	FAG	FAG	FAG	FAG	FAG	FAG	FAG	FAG
	KM14	MB14	FRM150/13	DH214	DHV214	TSV214	FSV214	TCV214	DKV150
	KM14	MB14	FRM150/5	DH214	DHV214	TSV214	FSV214	TCV214	DKV150
H217X215			FRM150/16,5	DH517	DHV517	TSV517	FSV517	TCV517	DKV150
H317X215			FRM150/12,5	DH517	DHV517	TSV517	FSV517	TCV517	DKV150
			FRM150/12,5	DH517	DHV517	TSV517	FSV517	TCV517	DKV150
H217			FRM150/16,5	DH517	DHV517	TSV517	FSV517	TCV517	DKV150
H317			FRM150/12,5	DH517	DHV517	TSV517	FSV517	TCV517	DKV150
			FRM150/12,5	DH517	DHV517	TSV517	FSV517	TCV517	DKV150
H217X300			FRM150/16,5	DH517	DHV517X300	TSV517X300	FSV517X300	TCV517X300	DKV150
H317X300			FRM150/12,5	DH517	DHV517X300	TSV517X300	FSV517X300	TCV517X300	DKV150
			FRM150/12,5	DH517	DHV517X300	TSV517X300	FSV517X300	TCV517X300	DKV150
	KM17	MB17	FRM150/16,5	DH217	DHV217	TSV217	FSV217		DKV150
	KM17	MB17	FRM150/12,5	DH217	DHV217	TSV217	FSV217		DKV150

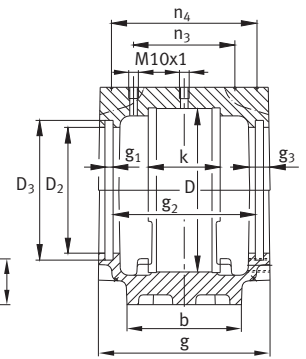
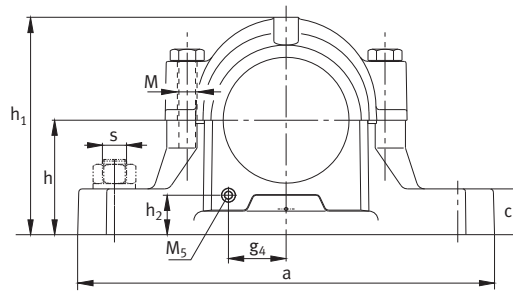
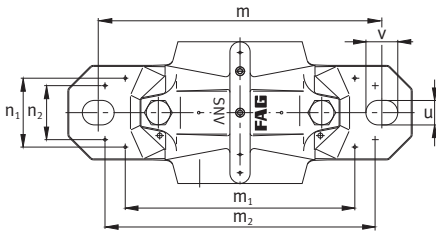
¹⁾ $g_T = 180,5$ mm for TCV214

²⁾ $g_V = 147,5$ mm for DHV214;
 $g_V = 137,5$ mm for DHV217

** Covers DKVT... are suitable for temperatures > 120 °C

FAG plumber block housings, split

For bearings with cylindrical bore and
for bearings with tapered bore and adapter sleeve



SNV160

Dimensions

D	a	b	c	g	h	m	s	u	v	h ₁	D ₂	D ₃	D ₅	g ₁	g ₂	g ₃	
mm	inch	mm	mm	mm	mm	mm	mm	mm	mm	mm	mm	mm	mm	mm	mm	mm	
160	345	100	35	145	100	290	M20	¾	22	27	201	120	128,5	125,7	5	124,5	15

Shaft

d₁
d

d₂

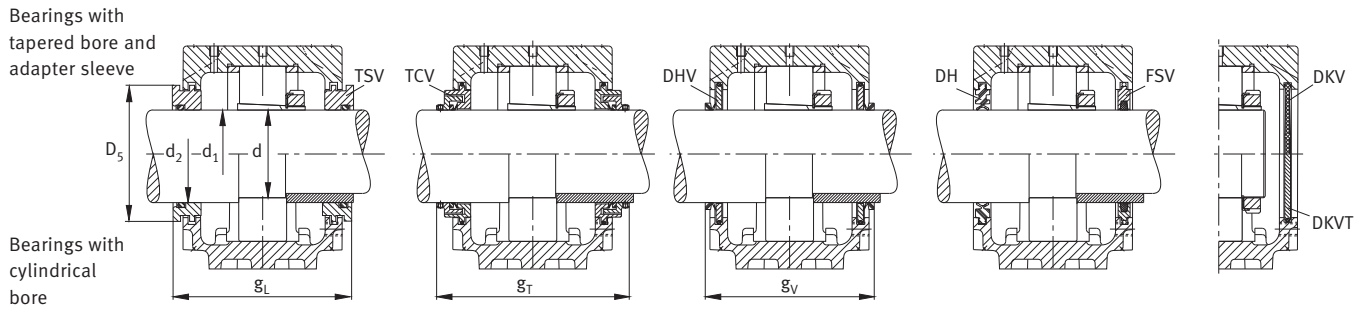
Bearings suitable for the housing

Unsplit bearings

Split spherical roller bearings

mm	inch	mm	Designation to DIN*				FAG	
61,913	2 ⁷ / ₁₆		1315K	20315K	21315K	2315K	22315K	
63,5	2 ¹ / ₂		1315K	20315K	21315K	2315K	22315K	
65			1315K	20315K	21315K	2315K	22315K	
66,675	2 ⁵ / ₈		1315K	20315K	21315K	2315K	22315K	
75		85	6315	1315	20315	21315	2315	22315
79,375	3 ¹ / ₈	85	1218K	20218K		2218K	22218K	
80			1218K	20218K		2218K	22218K	
							23218K	
							222SM80-TVPA	
							23218K	
80,963	3 ³ / ₁₆		1218K	20218K		2218K	22218K	
							222S.303	
							23218K	
82,55	3 ¹ / ₄		1218K	20218K		2218K	22218K	
							222S.304	
							23218K	
90		100	6218	1218	20218			
		100				2218	22218	
		100					23218	

* The ordering designation which corresponds to the designation according to DIN can be found in Catalogue HR 1, Rolling Bearings.



g_4	h_2	g_L	g_T	g_V	k	m_1	n_1	m_2	n_2	n_3	n_4	M DIN 931	M_1 DIN 580	M_5	Mass ≈ kg
51	27	160,3	182 ¹⁾	149 ²⁾	65	240	72	280	58	90	127	M16	-	M20×1,5	13,6

Required accessories

Adapter sleeve	Shaft nut	Retaining plate	Locating ring 2 pieces	Double lip seal	V ring seal	Labyrinth ring with round cord	Felt seal	Combined seal	Cover**
FAG	FAG	FAG	FAG	FAG	FAG	FAG	FAG	FAG	FAG
H315X207			FRM160/14	DH615X207	DHV615X207	TSV615X207	FSV615X207	TCV615X207	DKV160
H2315X207			FRM160/5	DH615X207	DHV615X207	TSV615X207	FSV615X207	TCV615X207	DKV160
H315X208			FRM160/14	DH615X207	DHV615X208	TSV615X208	FSV615X208	TCV615X208	DKV160
H2315X208			FRM160/5	DH615X207	DHV615X208	TSV615X208	FSV615X208	TCV615X208	DKV160
H315			FRM160/14	DH615	DHV615	TSV615	FSV615	TCV615	DKV160
H2315			FRM160/5	DH615	DHV615	TSV615	FSV615	TCV615	DKV160
H315X210			FRM160/14	DH615	DHV615X210	TSV615X210	FSV615X210	TCV615X210	DKV160
H2315X210			FRM160/5	DH615	DHV615X210	TSV615X210	FSV615X210	TCV615X210	DKV160
	KM15	MB15	FRM160/14	DH315	DHV315	TSV315	FSV315	TCV315	DKV160
	KM15	MB15	FRM160/5	DH315	DHV315	TSV315	FSV315	TCV315	DKV160
H218X302			FRM160/17,5	DH518	DHV518	TSV518X302	FSV518	TCV518X302	DKV160
H318X302			FRM160/12,5	DH518	DHV518	TSV518X302	FSV518	TCV518X302	DKV160
H2318X302			FRM160/6,3	DH518	DHV518	TSV518X302	FSV518	TCV518X302	DKV160
H218			FRM160/17,5	DH518	DHV518	TSV518	FSV518	TCV518	DKV160
H318			FRM160/12,5	DH518	DHV518	TSV518	FSV518	TCV518	DKV160
			FRM160/12,5	DH518	DHV518	TSV518	FSV518	TCV518	DKV160
H2318			FRM160/6,3	DH518	DHV518	TSV518	FSV518	TCV518	DKV160
H218X303			FRM160/17,5	DH518	DHV518X303	TSV518X303	FSV518X303	TCV518X303	DKV160
H318X303			FRM160/12,5	DH518	DHV518X303	TSV518X303	FSV518X303	TCV518X303	DKV160
			FRM160/12,5	DH518	DHV518X303	TSV518X303	FSV518X303	TCV518X303	DKV160
H2318X303			FRM160/6,3	DH518	DHV518X303	TSV518X303	FSV518X303	TCV518X303	DKV160
H218X304			FRM160/17,5	DH518X304	DHV518X304	TSV518X304	FSV518X304	TCV518X304	DKV160
H318X304			FRM160/12,5	DH518X304	DHV518X304	TSV518X304	FSV518X304	TCV518X304	DKV160
			FRM160/12,5	DH518X304	DHV518X304	TSV518X304	FSV518X304	TCV518X304	DKV160
H2318X304			FRM160/6,3	DH518X304	DHV518X304	TSV518X304	FSV518X304	TCV518X304	DKV160
	KM18	MB18	FRM160/17,5	DH218	DHV218	TSV218	FSV218		DKV160
	KM18	MB18	FRM160/12,5	DH218	DHV218	TSV218	FSV218		DKV160
	KM18	MB18	FRM160/6,3	DH218	DHV218	TSV218	FSV218		DKV160

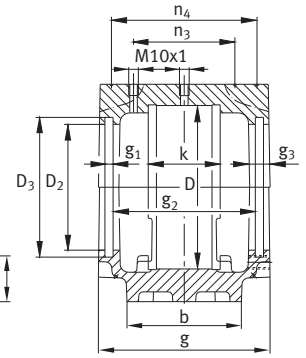
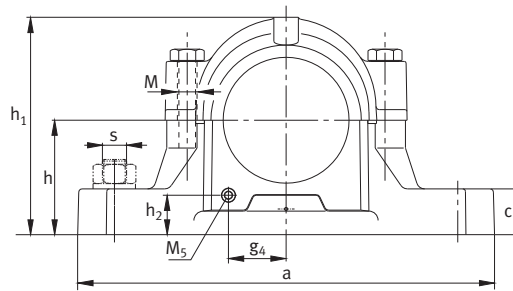
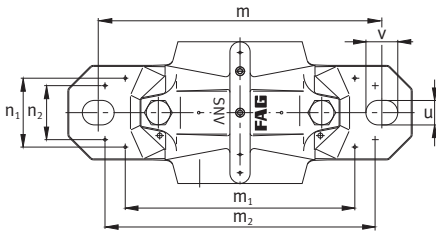
¹⁾ $g_T = 186$ mm for TCV518X302, TCV518, TCV518X303, TCV518X304;
 $g_T = 185,5$ mm for TCV315

²⁾ $g_V = 153$ mm for DHV518, DHV518X303, DHV518X304;
 $g_V = 152,5$ mm for DHV315 and DHV218

** Covers DKVT... are suitable for temperatures > 120 °C

FAG plumber block housings, split

For bearings with cylindrical bore and
for bearings with tapered bore and adapter sleeve



SNV170

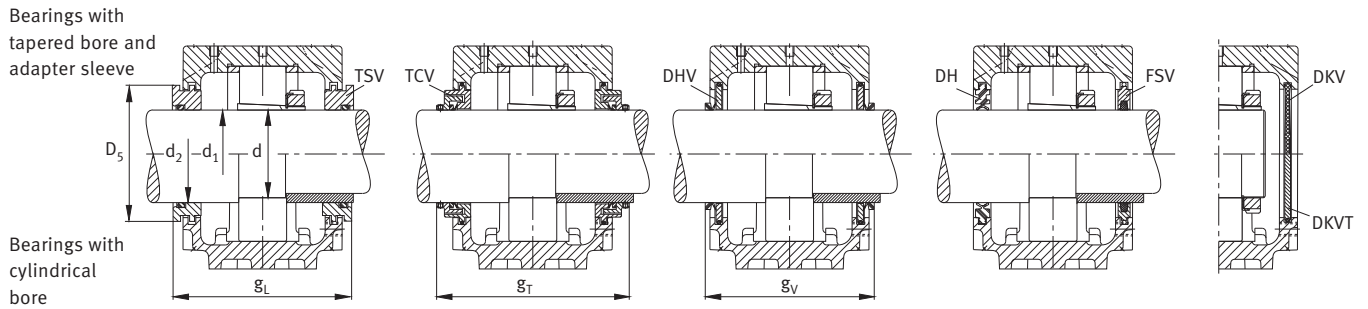
Dimensions

D	a	b	c	g	h	m	s	u	v	h ₁	D ₂	D ₃	D ₅	g ₁	g ₂	g ₃	
mm	inch	mm	mm	mm	mm	mm	mm	mm	mm	mm	mm	mm	mm	mm	mm	mm	
170	345	100	35	150	112	290	M20	¾	22	27	219	131	141	138,2	6	127,5	16

Shaft

d ₁	d ₂	Bearings suitable for the housing					Split spherical roller bearings	
d		Unsplit bearings					FAG	
mm	inch	mm	Designation to DIN*					
68,263	2 ¹¹ / ₁₆		1316K	20316K	21316K	2316K	22316K	
69,85	2 ³ / ₄		1316K	20316K	21316K	2316K	22316K	
70			1316K	20316K	21316K	2316K	22316K	
73,025	2 ⁷ / ₈		1316K	20316K	21316K	2316K	22316K	
80		90	6316	1316	20316	21316	2316	22316
85		90						
			1219K	20219K		2219K	22219K	
							222SM85-TVPA	
85,725	3 ³ / ₈		1219K	20219K		2219K	22219K	
95		110	6219	1219	20219	2219	22219	
		110				2219	22219	

* The ordering designation which corresponds to the designation according to DIN can be found in Catalogue HR 1, Rolling Bearings.



g_4	h_2	g_L	g_T	g_V	k	m_1	n_1	m_2	n_2	n_3	n_4	M DIN 931	M_1 DIN 580	M_5	Mass ≈ kg
-------	-------	-------	-------	-------	-----	-------	-------	-------	-------	-------	-------	--------------	------------------	-------	-----------------

57	34	167,3	193 ¹⁾	158 ²⁾	68	240	74	280	58	93	132	M16	-	M20×1,5	15,2
----	----	-------	-------------------	-------------------	----	-----	----	-----	----	----	-----	-----	---	---------	------

Required accessories

Adapter sleeve	Shaft nut	Retaining plate	Locating ring 2 pieces	Double lip seal	V ring seal	Labyrinth ring with round cord	Felt seal	Combined seal	Cover**
FAG	FAG	FAG	FAG	FAG	FAG	FAG	FAG	FAG	FAG
H316X211			FRM170/14,5	DH616X211	DHV616X211	TSV616X211	FSV616X211	TCV616X211	DKV170
H2316X211			FRM170/5	DH616X211	DHV616X211	TSV616X211	FSV616X211	TCV616X211	DKV170
H316X212			FRM170/14,5	DH616	DHV616	TSV616	FSV616	TCV616	DKV170
H2316X212			FRM170/5	DH616	DHV616	TSV616	FSV616	TCV616	DKV170
H316			FRM170/14,5	DH616	DHV616	TSV616	FSV616	TCV616	DKV170
H2316			FRM170/5	DH616	DHV616	TSV616	FSV616	TCV616	DKV170
H316X214			FRM170/14,5	DH616X214	DHV616X214	TSV616X214	FSV616X214	TCV616X214	DKV170
H2316X214			FRM170/5	DH616X214	DHV616X214	TSV616X214	FSV616X214	TCV616X214	DKV170
	KM16	MB16	FRM170/14,5	DH316	DHV316	TSV316	FSV316	TCV316	DKV170
	KM16	MB16	FRM170/5	DH316	DHV316	TSV316	FSV316	TCV316	DKV170
H219			FRM170/18	DH519	DHV519	TSV519	FSV519	TCV519	DKV170
H319			FRM170/12,5	DH519	DHV519	TSV519	FSV519	TCV519	DKV170
			FRM170/12,5	DH519	DHV519	TSV519	FSV519	TCV519	DKV170
H219X306			FRM170/18	DH519	DHV519	TSV519X306	FSV519	TCV519X306	DKV170
H319X306			FRM170/12,5	DH519	DHV519	TSV519X306	FSV519	TCV519X306	DKV170
	KM19	MB19	FRM170/18	DH219	DHV219	TSV219	FSV219		DKV170
	KM19	MB19	FRM170/12,5	DH219	DHV219	TSV219	FSV219		DKV170

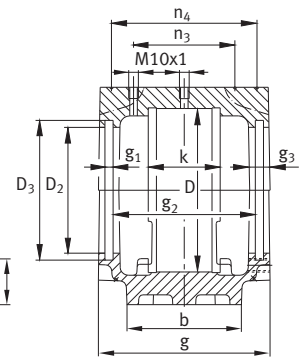
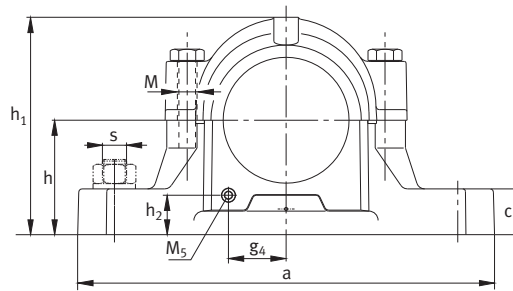
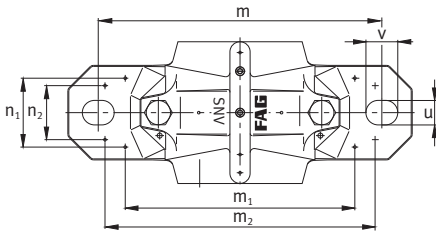
¹⁾ $g_T = 192,5$ mm for TCV316

²⁾ $g_V = 157,5$ mm for DHV316
 $g_V = 160,5$ mm for DHV219

** Covers DKVT... are suitable for temperatures > 120 °C

FAG plumber block housings, split

For bearings with cylindrical bore and
for bearings with tapered bore and adapter sleeve



SNV180

Dimensions

D	a	b	c	g	h	m	s	u	v	h ₁	D ₂	D ₃	D ₅	g ₁	g ₂	g ₃	
mm	inch		mm														
180	380	110	40	160	112	320	M24	7/8	26	32	223	137,5	147,5	144,7	6	137,5	16

Shaft

d₁
d

d₂

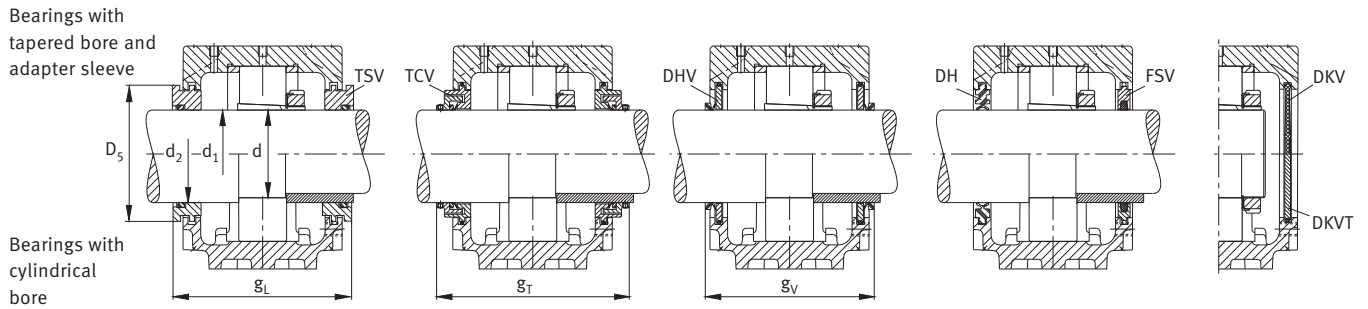
Bearings suitable for the housing

Unsplit bearings

Split spherical roller bearings

mm	inch	mm	Designation to DIN*				FAG	
74,613	2 ¹⁵ / ₁₆		1317K	20317K	21317K	2317K	22317K	
75			1317K	20317K	21317K	2317K	22317K	
76,2	3		1317K	20317K	21317K	2317K	22317K	
85		95	6317	1317	20317	21317	2317	22317
		95						
87,313	3 ⁷ / ₁₆		1220K	20220K		2220K	22220K	
							222S.307	
							23220K	
88,9	3 ¹ / ₂		1220K	20220K		2220K	22220K	
							222S.308	
							23220K	
90			1220K	20220K		2220K	22220K	
							222SM90-TVPA	
							23220K	
92,075	3 ⁵ / ₁₆		1220K	20220K		2220K	22220K	
							23220K	
93,663	3 ¹¹ / ₁₆		1220K	20220K		2220K	22220K	
							23220K	
100		115	6220	1220	20220			
		115				2220	22220	
		115					23220	

* The ordering designation which corresponds to the designation according to DIN can be found in Catalogue HR 1, Rolling Bearings.



g_4	h_2	g_L	g_T	g_V	k	m_1	n_1	m_2	n_2	n_3	n_4	M DIN 931	M_1 DIN 580	M_5	Mass ≈ kg
60	30	177,3	203 ¹⁾	168 ²⁾	70	261	80	300	66	99	142	M20	-	M20×1,5	18,5

Required accessories

Adapter sleeve	Shaft nut	Retaining plate	Locating ring 2 pieces	Double lip seal	V ring seal	Labyrinth ring with round cord	Felt seal	Combined seal	Cover**
FAG	FAG	FAG	FAG	FAG	FAG	FAG	FAG	FAG	FAG
H317X215			FRM180/14,5	DH617	DHV617	TSV617	FSV617	TCV617	DKV180
H2317X215			FRM180/5	DH617	DHV617	TSV617	FSV617	TCV617	DKV180
H317			FRM180/14,5	DH617	DHV617	TSV617	FSV617	TCV617	DKV180
H2317			FRM180/5	DH617	DHV617	TSV617	FSV617	TCV617	DKV180
H317X300			FRM180/14,5	DH617	DHV617X300	TSV617X300	FSV617X300	TCV617X300	DKV180
H2317X300			FRM180/5	DH617	DHV617X300	TSV617X300	FSV617X300	TCV617X300	DKV180
	KM17	MB17	FRM180/14,5	DH317	DHV317	TSV317	FSV317	TCV317	DKV180
	KM17	MB17	FRM180/5	DH317	DHV317	TSV317	FSV317	TCV317	DKV180
H220X307			FRM180/18	DH520X307	DHV520X307	TSV520X307	FSV520X307	TCV520X307	DKV180
H320X307			FRM180/12	DH520X307	DHV520X307	TSV520X307	FSV520X307	TCV520X307	DKV180
			FRM180/12	DH520X307	DHV520X307	TSV520X307	FSV520X307	TCV520X307	DKV180
H2320X307			FRM180/4,85	DH520X307	DHV520X307	TSV520X307	FSV520X307	TCV520X307	DKV180
H220X308			FRM180/18	DH520	DHV520	TSV520X308	FSV520X308	TCV520X308	DKV180
H320X308			FRM180/12	DH520	DHV520	TSV520X308	FSV520X308	TCV520X308	DKV180
			FRM180/12	DH520	DHV520	TSV520X308	FSV520X308	TCV520X308	DKV180
H2320X308			FRM180/4,85	DH520	DHV520	TSV520X308	FSV520X308	TCV520X308	DKV180
H220			FRM180/18	DH520	DHV520	TSV520	FSV520	TCV520	DKV180
H320			FRM180/12	DH520	DHV520	TSV520	FSV520	TCV520	DKV180
			FRM180/12	DH520	DHV520	TSV520	FSV520	TCV520	DKV180
H2320			FRM180/4,85	DH520	DHV520	TSV520	FSV520	TCV520	DKV180
H220X310			FRM180/18	DH520X310	DHV520X310	TSV520X310	FSV520X310	TCV520X310	DKV180
H320X310			FRM180/12	DH520X310	DHV520X310	TSV520X310	FSV520X310	TCV520X310	DKV180
			FRM180/12	DH520X310	DHV520X310	TSV520X310	FSV520X310	TCV520X310	DKV180
H2320X310			FRM180/4,85	DH520X310	DHV520X310	TSV520X310	FSV520X310	TCV520X310	DKV180
H220X311			FRM180/18	DH520X310	DHV520X311	TSV520X311	FSV520X311	TCV520X311	DKV180
H320X311			FRM180/12	DH520X310	DHV520X311	TSV520X311	FSV520X311	TCV520X311	DKV180
			FRM180/12	DH520X310	DHV520X311	TSV520X311	FSV520X311	TCV520X311	DKV180
H2320X311			FRM180/4,85	DH520X310	DHV520X311	TSV520X311	FSV520X311	TCV520X311	DKV180
	KM20	MB20	FRM180/18	DH220	DHV220	TSV220	FSV220		DKV180
	KM20	MB20	FRM180/12	DH220	DHV220	TSV220	FSV220		DKV180
	KM20	MB20	FRM180/4,85	DH220	DHV220	TSV220	FSV220		DKV180

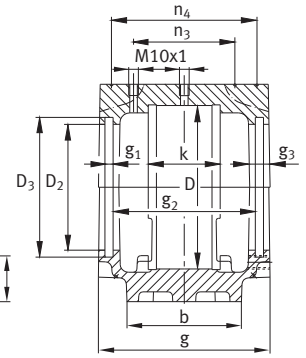
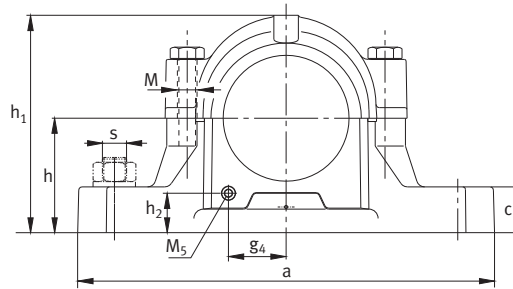
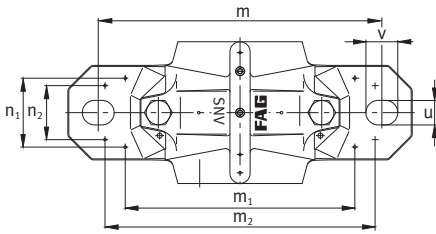
¹⁾ $g_T = 202,5$ mm for TCV317

²⁾ $g_V = 167,5$ mm for DHV317
 $g_V = 170,5$ mm for DHV220

** Covers DKVT... are suitable for temperatures > 120 °C

FAG plumber block housings, split

For bearings with cylindrical bore and
for bearings with tapered bore and adapter sleeve



SNV190

Dimensions

D	a	b	c	g	h	m	s	u	v	h ₁	D ₂	D ₃	D ₅	g ₁	g ₂	g ₃	
mm	inch	mm	mm	mm	mm	mm	mm	mm	mm	mm	mm	mm	mm	mm	mm	mm	
190	380	110	40	155	112	320	M24	7/8	26	32	229	120	128,5	125,7	5	134,5	15

Shaft

d₁
d

d₂

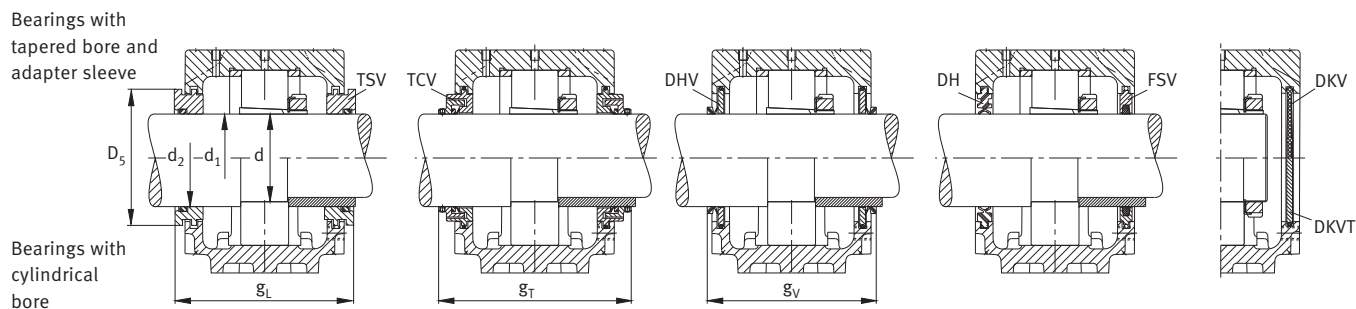
Bearings suitable for the housing

Unsplit bearings

Split spherical roller bearings

mm	inch	mm	Designation to DIN*				FAG	
79,375	3 1/8		1318K	20318K	21318K	2318K	22318K	
80			1318K	20318K	21318K	2318K	22318K	
80,963	3 3/16		1318K	20318K	21318K	2318K	22318K	
82,55	3 1/4		1318K	20318K	21318K	2318K	22318K	
90		105	6318	1318	20318	21318	2318K	22318K
		105					2318	22318

* The ordering designation which corresponds to the designation according to DIN can be found in Catalogue HR 1, Rolling Bearings.



g_4 h_2 g_L g_T g_V k m_1 n_1 m_2 n_2 n_3 n_4 M M_1 M_5 **Mass**
 DIN 931 DIN 580 \approx
 kg

52 25 170,3 178 163¹⁾ 74 271 81 300 66 99 137 M20 - M20x1,5 19,8

Required accessories

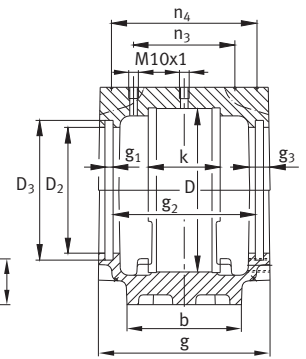
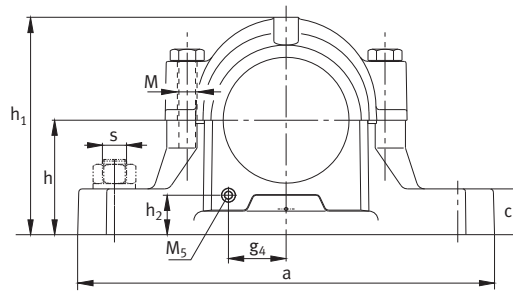
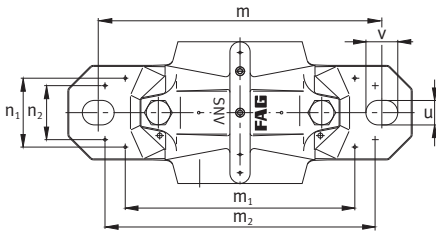
Adapter sleeve	Shaft nut	Retaining plate	Locating ring 2 pieces	Double lip seal	V ring seal	Labyrinth ring with round cord	Felt seal	Combined seal	Cover**
FAG	FAG	FAG	FAG	FAG	FAG	FAG	FAG	FAG	FAG
H318X302			FRM190/15,5	DH518	DHV518	TSV518X302	FSV518	TCV518X302	DKV160
H2318X302			FRM190/5	DH518	DHV518	TSV518X302	FSV518	TCV518X302	DKV160
H318			FRM190/15,5	DH518	DHV518	TSV518	FSV518	TCV518	DKV160
H2318			FRM190/5	DH518	DHV518	TSV518	FSV518	TCV518	DKV160
H318X303			FRM190/15,5	DH518	DHV518X303	TSV518X303	FSV518X303	TCV518X303	DKV160
H2318X303			FRM190/5	DH518	DHV518X303	TSV518X303	FSV518X303	TCV518X303	DKV160
H318X304			FRM190/15,5	DH518X304	DHV518X304	TSV518X304	FSV518X304	TCV518X304	DKV160
H2318X304			FRM190/5	DH518X304	DHV518X304	TSV518X304	FSV518X304	TCV518X304	DKV160
	KM18	MB18	FRM190/15,5	DH318	DHV318	TSV318	FSV318		DKV160
	KM18	MB18	FRM190/5	DH318	DHV318	TSV318	FSV318		DKV160

¹⁾ $g_V = 162,5$ mm for DHV318

** Covers DKVT... are suitable for temperatures > 120 °C

FAG plummer block housings, split

For bearings with cylindrical bore and
for bearings with tapered bore and adapter sleeve



SNV200

Dimensions

D	a	b	c	g	h	m	s	u	v	h ₁	D ₂	D ₃	D ₅	g ₁	g ₂	g ₃	
mm	inch		mm														
200	410	120	45	175	125	350	M24	7/8	26	32	248	147,5	157,5	154,7	6	152,5	16

Shaft

d₁
d

inch

d₂

mm

Bearings suitable for the housing

Unsplit bearings

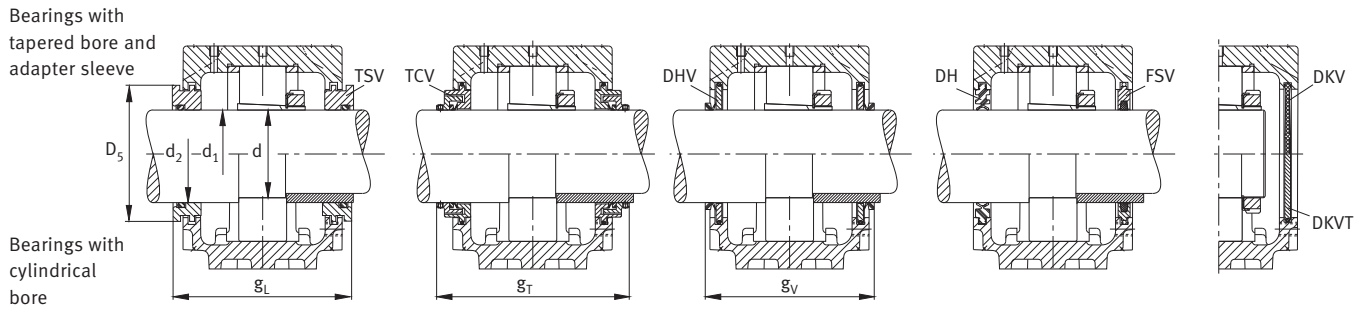
Designation to DIN*

Split spherical roller bearings

FAG

85						1319K	20319K	21319K			2319K	22319K					
85,725	3 3/8					1319K	20319K	21319K			2319K	22319K					
95			110	6319	1319	20319	21319				2319	22319					
95,25	3 3/4		110			1222K	20222K					2222K					
													23222K				
98,425	3 7/8					1222K	20222K					2222K					
													23222K				
100						1222K	20222K					2222K					
														222SM100-TVPA			
													23222K				
100,013	3 15/16					1222K	20222K					2222K					
														222S.315			
													23222K				
101,6	4					1222K	20222K					2222K					
														222S.400			
													23222K				
110			125	6222	1222	20222						22222					
			125														
			125											23222			

* The ordering designation which corresponds to the designation according to DIN can be found in Catalogue HR 1, Rolling Bearings.



g_4	h_2	g_L	g_T	g_V	k	m_1	n_1	m_2	n_2	n_3	n_4	M DIN 931	M_1 DIN 580	M_5	Mass ≈ kg
65	32	192,3 ¹⁾	218 ²⁾	183 ³⁾	80	291	88	320	74	111	157	M20	-	M20×1,5	24,2

Required accessories

Adapter sleeve	Shaft nut	Retaining plate	Locating ring 2 pieces	Double lip seal	V ring seal	Labyrinth ring with round cord	Felt seal	Combined seal	Cover**
FAG	FAG	FAG	FAG	FAG	FAG	FAG	FAG	FAG	FAG
H319			FRM200/17,5	DH619	DHV619	TSV619	FSV619	TCV619	DKV200
H2319			FRM200/6,5	DH619	DHV619	TSV619	FSV619	TCV619	DKV200
H319X306			FRM200/17,5	DH619	DHV619	TSV619X306	FSV619	TCV619X306	DKV200
H2319X306			FRM200/6,5	DH619	DHV619	TSV619X306	FSV619	TCV619X306	DKV200
	KM19	MB19	FRM200/17,5	DH319	DHV319	TSV319	FSV319	TCV319	DKV200
	KM19	MB19	FRM200/6,5	DH319	DHV319	TSV319	FSV319	TCV319	DKV200
H222X312			FRM200/21	DH522X312	DHV522X312	TSV522X312	FSV522X312	TCV522X312	DKV200
H322X312			FRM200/13,5	DH522X312	DHV522X312	TSV522X312	FSV522X312	TCV522X312	DKV200
H2322X312			FRM200/5,1	DH522X312	DHV522X312	TSV522X312	FSV522X312	TCV522X312	DKV200
H222X314			FRM200/21	DH522X314	DHV522X314	TSV522X314	FSV522X314	TCV522X314	DKV200
H322X314			FRM200/13,5	DH522X314	DHV522X314	TSV522X314	FSV522X314	TCV522X314	DKV200
H2322X314			FRM200/5,1	DH522X314	DHV522X314	TSV522X314	FSV522X314	TCV522X314	DKV200
H222			FRM200/21	DH522	DHV522	TSV522	FSV522	TCV522	DKV200
H322			FRM200/13,5	DH522	DHV522	TSV522	FSV522	TCV522	DKV200
			FRM200/13,5	DH522	DHV522	TSV522	FSV522	TCV522	DKV200
H2322			FRM200/5,1	DH522	DHV522	TSV522	FSV522	TCV522	DKV200
H222X315			FRM200/21	DH522	DHV522	TSV522	FSV522	TCV522	DKV200
H322X315			FRM200/13,5	DH522	DHV522	TSV522	FSV522	TCV522	DKV200
			FRM200/13,5	DH522	DHV522	TSV522	FSV522	TCV522	DKV200
H2322X315			FRM200/5,1	DH522	DHV522	TSV522	FSV522	TCV522	DKV200
H222X400			FRM200/21	DH522	DHV522X400	TSV522X400	FSV522X400	TCV522X400	DKV200
H322X400			FRM200/13,5	DH522	DHV522X400	TSV522X400	FSV522X400	TCV522X400	DKV200
			FRM200/13,5	DH522	DHV522X400	TSV522X400	FSV522X400	TCV522X400	DKV200
H2322X400			FRM200/5,1	DH522	DHV522X400	TSV522X400	FSV522X400	TCV522X400	DKV200
	KM22	MB22	FRM200/21	DH222	DHV222	TSV222	FSV222		DKV200
	KM22	MB22	FRM200/13,5	DH222	DHV222	TSV222	FSV222		DKV200
	KM22	MB22	FRM200/5,1	DH222	DHV222	TSV222	FSV222		DKV200

¹⁾ $g_L = 195,3$ mm for TSV522X312, TSV522X314, TSV522, TSV522X400 and TSV222

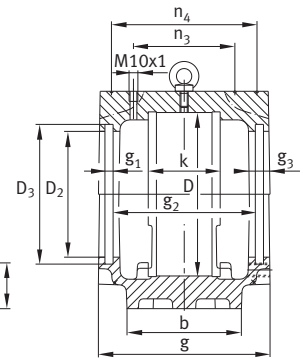
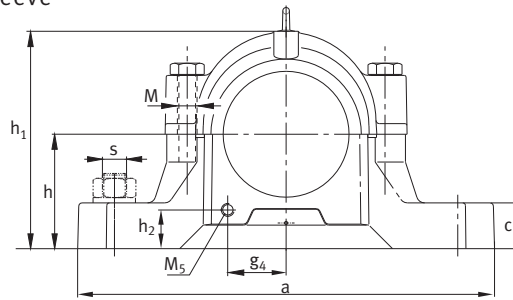
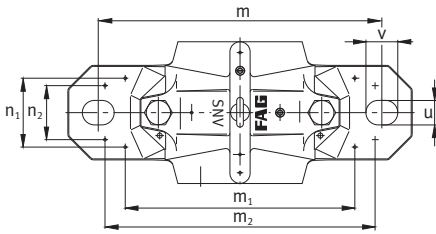
²⁾ $g_T = 217,5$ mm for TCV319

³⁾ $g_V = 185,5$ mm for DHV319 and DHV222

** Covers DKVT... are suitable for temperatures > 120 °C

FAG plummer block housings, split

For bearings with cylindrical bore and
for bearings with tapered bore and adapter sleeve



SNV215

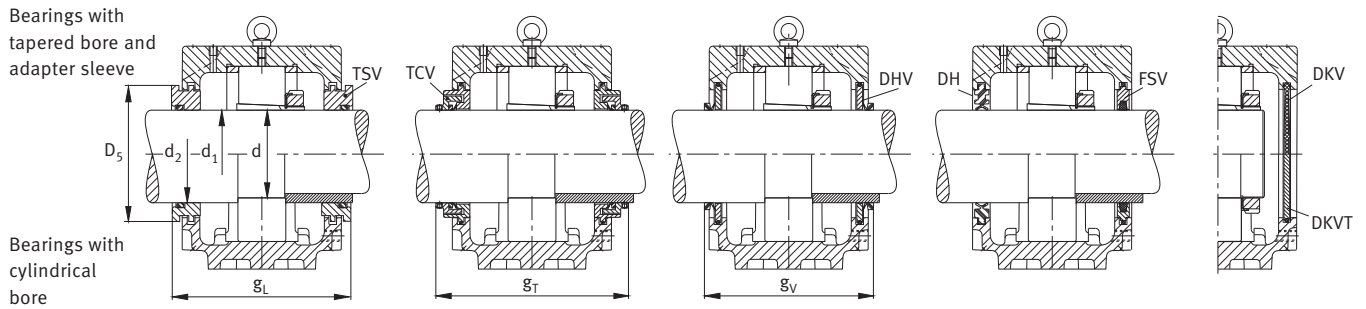
Dimensions

D	a	b	c	g	h	m	s	u	v	h ₁	D ₂	D ₃	D ₅	g ₁	g ₂	g ₃	
mm	inch		mm														
215	410	120	45	180	140	350	M24	7/8	26	32	271	157,5	167,5	164,7	6	157,5	16

Shaft

d ₁	d ₂	Bearings suitable for the housing					Split spherical roller bearings	
d		Unsplit bearings					FAG	
mm	inch	mm	Designation to DIN*					
87,313	3 ⁷ / ₁₆		1320K	20320K	21320K	2320K	22320K	
88,9	3 ¹ / ₂		1320K	20320K	21320K	2320K	22320K	
90			1320K	20320K	21320K	2320K	22320K	
92,075	3 ⁵ / ₈		1320K	20320K	21320K	2320K	22320K	
93,663	3 ¹¹ / ₁₆		1320K	20320K	21320K	2320K	22320K	
100		115	6320	1320	20320	21320	2320	
		115					2320	
106,363	4 ³ / ₁₆				20224K		22224K	
							222S.403	
							23224K	
107,95	4 ¹ / ₄				20224K		22224K	
							23224K	
110					20224K		22224K	
							222SM110-TVPA	
							23224K	
120		135	6224		20224		22224	
		135					23224	
		135					23224	

* The ordering designation which corresponds to the designation according to DIN can be found in Catalogue HR 1, Rolling Bearings.



g_4	h_2	g_L	g_T	g_V	k	m_1	n_1	m_2	n_2	n_3	n_4	M DIN 931	M_1 DIN 580	M_5	Mass ≈ kg
-------	-------	-------	-------	-------	-----	-------	-------	-------	-------	-------	-------	--------------	------------------	-------	-----------------

67	38,5	197,3 ¹⁾	224 ²⁾	188 ³⁾	86	297	91	330	74	117	162	M20	M10	M20×1,5	26,8
----	------	---------------------	-------------------	-------------------	----	-----	----	-----	----	-----	-----	-----	-----	---------	------

Required accessories

Adapter sleeve	Shaft nut	Retaining plate	Locating ring 2 pieces	Double lip seal	V ring seal	Labyrinth ring with round cord	Felt seal	Combined seal	Cover**
FAG	FAG	FAG	FAG	FAG	FAG	FAG	FAG	FAG	FAG
H320X307			FRM215/19,5	DH620X307	DHV620X307	TSV620X307	FSV620X307	TCV620X307	DKV215
H2320X307			FRM215/6,5	DH620X307	DHV620X307	TSV620X307	FSV620X307	TCV620X307	DKV215
H320X308			FRM215/19,5	DH620	DHV620	TSV620X308	FSV620X308	TCV620X308	DKV215
H2320X308			FRM215/6,5	DH620	DHV620	TSV620X308	FSV620X308	TCV620X308	DKV215
H320			FRM215/19,5	DH620	DHV620	TSV620	FSV620	TCV620	DKV215
H2320			FRM215/6,5	DH620	DHV620	TSV620	FSV620	TCV620	DKV215
H320X310			FRM215/19,5	DH620X310	DHV620X310	TSV620X310	FSV620X310	TCV620X310	DKV215
H2320X310			FRM215/6,5	DH620X310	DHV620X310	TSV620X310	FSV620X310	TCV620X310	DKV215
H320X311			FRM215/19,5	DH620X310	DHV620X311	TSV620X311	FSV620X311	TCV620X311	DKV215
H2320X311			FRM215/6,5	DH620X310	DHV620X311	TSV620X311	FSV620X311	TCV620X311	DKV215
	KM20	MB20	FRM215/19,5	DH320	DHV320	TSV320	FSV320	TCV320	DKV215
	KM20	MB20	FRM215/6,5	DH320	DHV320	TSV320	FSV320	TCV320	DKV215
H3024X403			FRM215/23	DH524X403	DHV524X403	TSV524X403	FSV524X403	TCV524X403	DKV215
H3124X403			FRM215/14	DH524X403	DHV524X403	TSV524X403	FSV524X403	TCV524X403	DKV215
			FRM215/14	DH524X403	DHV524X403	TSV524X403	FSV524X403	TCV524X403	DKV215
H2324X403			FRM215/5	DH524X403	DHV524X403	TSV524X403	FSV524X403	TCV524X403	DKV215
H3024X404			FRM215/23	DH524X403	DHV524X404	TSV524X404	FSV524X404	TCV524X404	DKV215
H3124X404			FRM215/14	DH524X403	DHV524X404	TSV524X404	FSV524X404	TCV524X404	DKV215
H2324X404			FRM215/5	DH524X403	DHV524X404	TSV524X404	FSV524X404	TCV524X404	DKV215
H3024			FRM215/23	DH524	DHV524	TSV524	FSV524	TCV524	DKV215
H3124			FRM215/14	DH524	DHV524	TSV524	FSV524	TCV524	DKV215
			FRM215/14	DH524	DHV524	TSV524	FSV524	TCV524	DKV215
H2324			FRM215/5	DH524	DHV524	TSV524	FSV524	TCV524	DKV215
	KM24	MB24	FRM215/23	DH224	DHV224	TSV224	FSV224	TCV224	DKV215
	KM24	MB24	FRM215/14	DH224	DHV224	TSV224	FSV224	TCV224	DKV215
	KM24	MB24	FRM215/5	DH224	DHV224	TSV224	FSV224	TCV224	DKV215

¹⁾ $g_L = 200,3$ mm for TSV524X403, TSV524X404, TSV524 and TSV224

²⁾ $g_T = 226,5$ mm for TCV320;

$g_T = 227$ mm for TCV524X403, TCV524X404 and TCV524

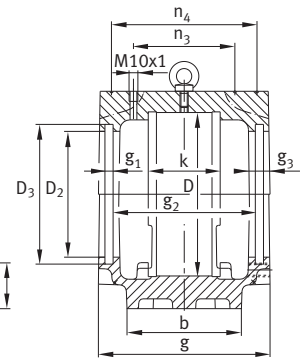
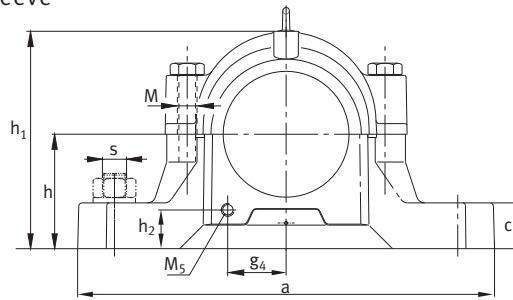
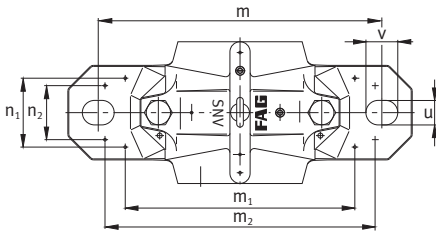
³⁾ $g_V = 190,5$ mm for DHV320, DHV224;

$g_V = 191$ mm for DHV524X403, DHV524X404 and DHV524

** Covers DKVT... are suitable for temperatures > 120 °C

FAG plummer block housings, split

For bearings with cylindrical bore and
for bearings with tapered bore and adapter sleeve



SNV230

Dimensions

D	a	b	c	g	h	m	s	u	v	h ₁	D ₂	D ₃	D ₅	g ₁	g ₂	g ₃	
mm	inch	mm	mm	mm	mm	mm	mm	mm	mm	mm	mm	mm	mm	mm	mm	mm	
230	445	130	50	190	150	380	M24	1	28	35	291	167,5	177,5	174,7	6	165,5	18

Shaft

d₁
d

d₂

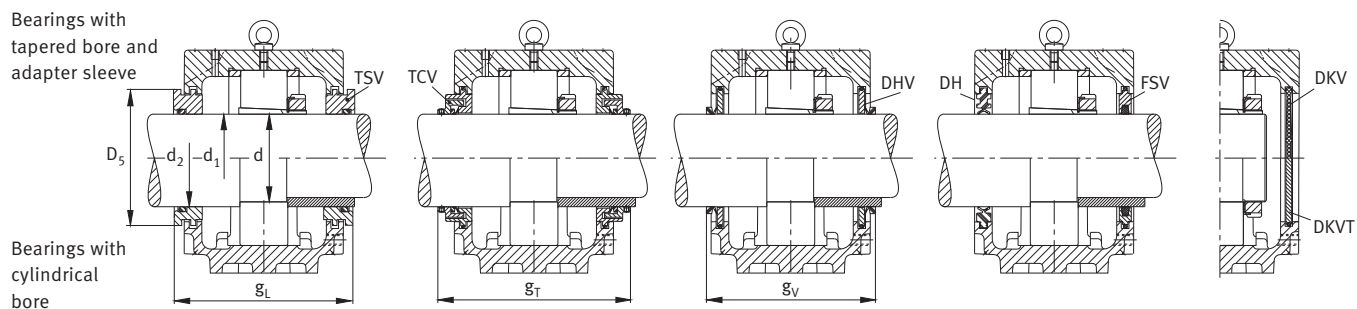
Bearings suitable for the housing

Unsplit bearings

Split spherical roller bearings

mm	inch	mm	Designation to DIN*	FAG
112,713	4 ⁷ / ₁₆		20226K	22226K 222S.407
				23226K
114,3	4 ¹ / ₂		20226K	22226K 222S.408
				23226K
115			20226K	22226K 222SM115-TVPA
				23226K
120,65	4 ³ / ₄		20226K	22226K 23226K
130		145	6226	20226
		145		22226
		145		23226

* The ordering designation which corresponds to the designation according to DIN can be found in Catalogue HR 1, Rolling Bearings.



g_4	h_2	g_L	g_T	g_V	k	m_1	n_1	m_2	n_2	n_3	n_4	M DIN 931	M_1 DIN 580	M_5	Mass ≈ kg
-------	-------	-------	-------	-------	-----	-------	-------	-------	-------	-------	-------	--------------	------------------	-------	-----------------

76	41	208,3	235	199 ¹⁾	90	325	97	370	80	122	170	M24	M10	M20×1,5	34,5
----	----	-------	-----	-------------------	----	-----	----	-----	----	-----	-----	-----	-----	---------	------

Required accessories

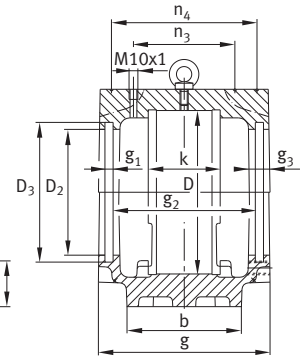
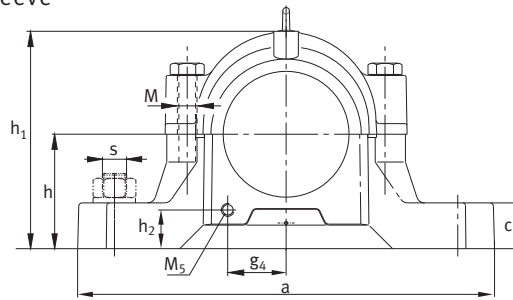
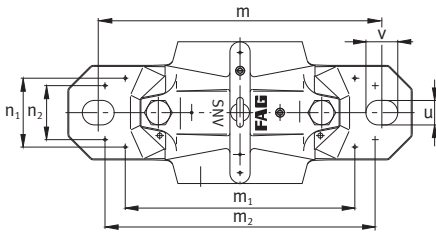
Adapter sleeve	Shaft nut	Retaining plate	Locating ring 2 pieces	Double lip seal	V ring seal	Labyrinth ring with round cord	Felt seal	Combined seal	Cover**
FAG	FAG	FAG	FAG	FAG	FAG	FAG	FAG	FAG	FAG
H3026X407			FRM230/25	DH526X407	DHV526X407	TSV526X407	FSV526X407	TCV526X407	DKV230
H3126X407			FRM230/13	DH526X407	DHV526X407	TSV526X407	FSV526X407	TCV526X407	DKV230
H2326X407			FRM230/5	DH526X407	DHV526X407	TSV526X407	FSV526X407	TCV526X407	DKV230
H3026X408			FRM230/25	DH526	DHV526	TSV526X408	FSV526	TCV526	DKV230
H3126X408			FRM230/13	DH526	DHV526	TSV526X408	FSV526	TCV526	DKV230
H2326X408			FRM230/5	DH526	DHV526	TSV526X408	FSV526	TCV526	DKV230
H3026			FRM230/25	DH526	DHV526	TSV526	FSV526	TCV526	DKV230
H3126			FRM230/13	DH526	DHV526	TSV526	FSV526	TCV526	DKV230
H2326			FRM230/5	DH526	DHV526	TSV526	FSV526	TCV526	DKV230
H3026X412			FRM230/25	DH526X412	DHV526X412	TSV526X412	FSV526X412	TCV526X412	DKV230
H3126X412			FRM230/13	DH526X412	DHV526X412	TSV526X412	FSV526X412	TCV526X412	DKV230
H2326X412			FRM230/5	DH526X412	DHV526X412	TSV526X412	FSV526X412	TCV526X412	DKV230
	KM26	MB26	FRM230/25	DH226	DHV226	TSV226	FSV226		DKV230
	KM26	MB26	FRM230/13	DH226	DHV226	TSV226	FSV226		DKV230
	KM26	MB26	FRM230/5	DH226	DHV226	TSV226	FSV226		DKV230

¹⁾ $g_V = 198,5$ mm for DHV226

** Covers DKVT... are suitable for temperatures > 120 °C

FAG plumber block housings, split

For bearings with cylindrical bore and
for bearings with tapered bore and adapter sleeve



SNV240

Dimensions

D	a	b	c	g	h	m	s	u	v	h ₁	D ₂	D ₃	D ₅	g ₁	g ₂	g ₃	
mm	inch	mm	mm	mm	mm	mm	mm	mm	mm	mm	mm	mm	mm	mm	mm	mm	
240	450	130	50	185	150	390	M24	1	28	35	298	147,5	157,5	154,7	6	160,5	18

Shaft

d₁
d

d₂

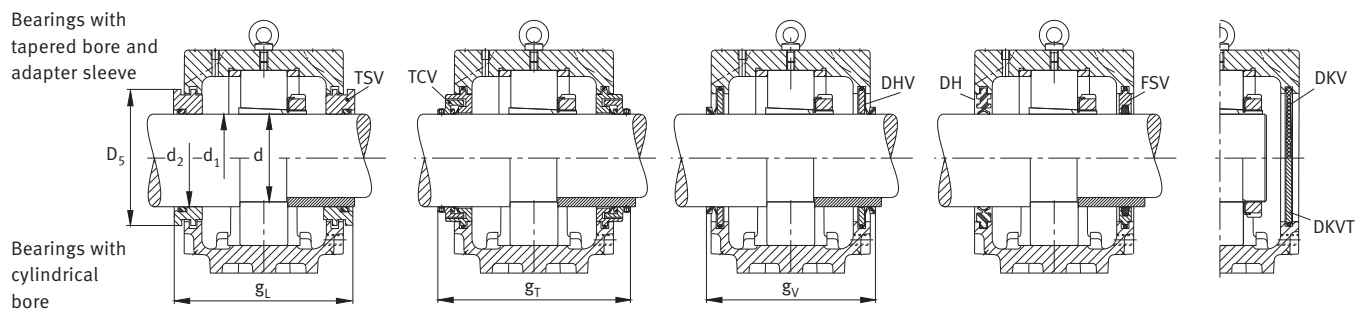
Bearings suitable for the housing

Unsplit bearings

Split spherical roller bearings

mm	inch	mm	Designation to DIN*	FAG
95,25	3 ³ / ₄		20322K 21322K	22322K
98,425	3 ⁷ / ₈		20322K 21322K	22322K
100			20322K 21322K	22322K
100,013	3 ¹⁵ / ₁₆		20322K 21322K	22322K
101,6	4		20322K 21322K	22322K
110		125	6322 20322 21322	22322
		125		22322

* The ordering designation which corresponds to the designation according to DIN can be found in Catalogue HR 1, Rolling Bearings.



g_4	h_2	g_L	g_T	g_V	k	m_1	n_1	m_2	n_2	n_3	n_4	M DIN 931	M_1 DIN 580	M_5	Mass ≈ kg
-------	-------	-------	-------	-------	-----	-------	-------	-------	-------	-------	-------	--------------	------------------	-------	-----------------

66	36	203,3	226	191 ¹⁾	90	328	96	370	80	120	165	M24	M10	M20×1,5	36,8
----	----	-------	-----	-------------------	----	-----	----	-----	----	-----	-----	-----	-----	---------	------

Required accessories

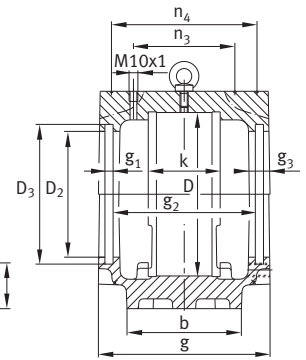
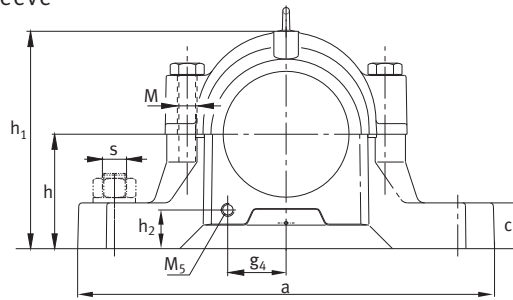
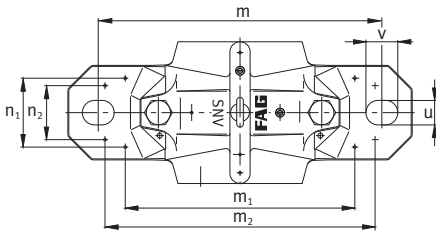
Adapter sleeve	Shaft nut	Retaining plate	Locating ring 2 pieces	Double lip seal	V ring seal	Labyrinth ring with round cord	Felt seal	Combined seal	Cover**
FAG	FAG	FAG	FAG	FAG	FAG	FAG	FAG	FAG	FAG
H322X312			FRM240/20	DH522X312	DHV522X312	TSV522X312	FSV522X312	TCV522X312	DKV200
H2322X312			FRM240/5	DH522X312	DHV522X312	TSV522X312	FSV522X312	TCV522X312	DKV200
H322X314			FRM240/20	DH522X314	DHV522X314	TSV522X314	FSV522X314	TCV522X314	DKV200
H2322X314			FRM240/5	DH522X314	DHV522X314	TSV522X314	FSV522X314	TCV522X314	DKV200
H322			FRM240/20	DH522	DHV522	TSV522	FSV522	TCV522	DKV200
H2322			FRM240/5	DH522	DHV522	TSV522	FSV522	TCV522	DKV200
H322X315			FRM240/20	DH522	DHV522	TSV522	FSV522	TCV522	DKV200
H2322X315			FRM240/5	DH522	DHV522	TSV522	FSV522	TCV522	DKV200
H322X400			FRM240/20	DH522	DHV522X400	TSV522X400	FSV522X400	TCV522X400	DKV200
H2322X400			FRM240/5	DH522	DHV522X400	TSV522X400	FSV522X400	TCV522X400	DKV200
	KM22	MB22	FRM240/20	DH222	DHV222	TSV222	FSV222		DKV200
	KM22	MB22	FRM240/5	DH222	DHV222	TSV222	FSV222		DKV200

¹⁾ $g_V = 193,5$ mm for DHV222

** Covers DKVT... are suitable for temperatures > 120 °C

FAG plumber block housings, split

For bearings with cylindrical bore and
for bearings with tapered bore and adapter sleeve



SNV250

Dimensions

D	a	b	c	g	h	m	s	u	v	h ₁	D ₂	D ₃	D ₅	g ₁	g ₂	g ₃	
mm	inch	mm	mm	mm	mm	mm	mm	mm	mm	mm	mm	mm	mm	mm	mm	mm	
250	500	150	50	200	150	420	M30	1¼	35	42	304	177,5	187,5	184,2	6	175,5	18

Shaft

d₁
d

inch

d₂

mm

Bearings suitable for the housing

Unsplit bearings

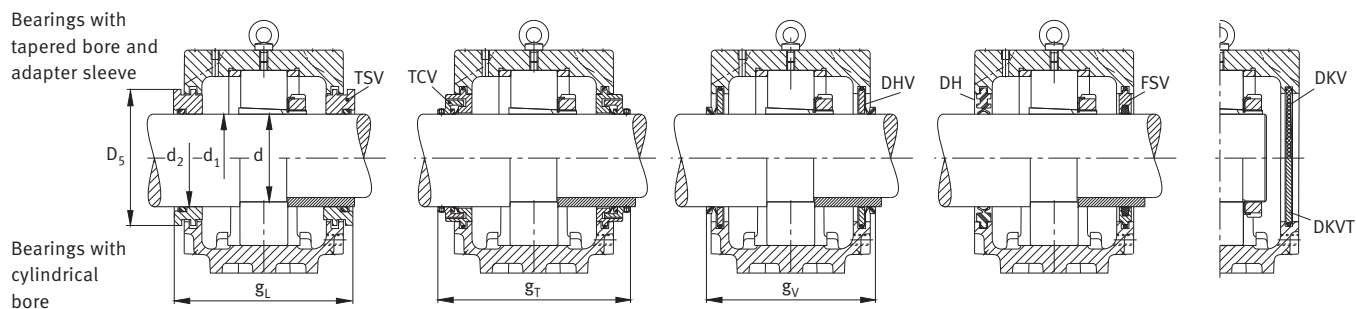
Designation to DIN*

Split spherical
roller bearings

FAG

125							20228K					22228K						222SM125-TVPA
																		23228K
125,413	4 ¹⁵ / ₁₆						20228K					22228K						222S.415
																		23228K
127	5						20228K					22228K						222S.500
																		23228K
140		155	6228				20228					22228						23228
		155																
		155																23228

* The ordering designation which corresponds to the designation according to DIN can be found in Catalogue HR 1, Rolling Bearings.



g_4 h_2 g_L g_T g_V k m_1 n_1 m_2 n_2 n_3 n_4 M M_1 M_5 **Mass**
 DIN 931 DIN 580 \approx
 kg

80 31 218,3 245 209¹⁾ 98 342 109 400 92 131 180 M24 M10 M20×1,5 43,1

Required accessories

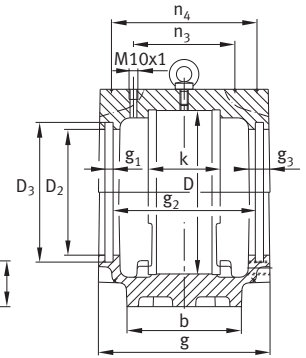
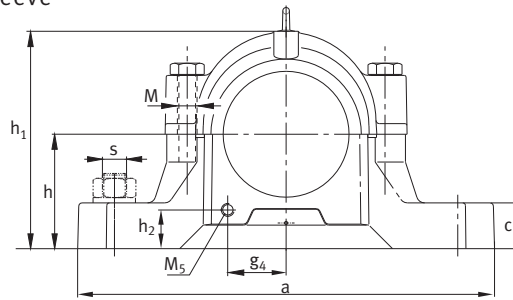
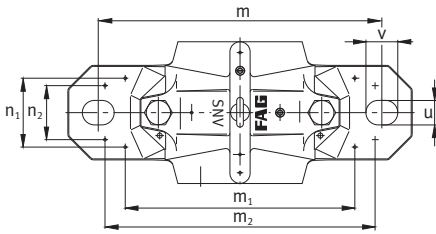
Adapter sleeve	Shaft nut	Retaining plate	Locating ring 2 pieces	Double lip seal	V ring seal	Labyrinth ring with round cord	Felt seal	Combined seal	Cover**
FAG	FAG	FAG	FAG	FAG	FAG	FAG	FAG	FAG	FAG
H3028			FRM250/28	DH528	DHV528	TSV528	FSV528	TCV528	DKV250
H3128			FRM250/15	DH528	DHV528	TSV528	FSV528	TCV528	DKV250
			FRM250/15	DH528	DHV528	TSV528	FSV528	TCV528	DKV250
H2328			FRM250/5	DH528	DHV528	TSV528	FSV528	TCV528	DKV250
H3028X415			FRM250/28	DH528	DHV528	TSV528X415	FSV528	TCV528X415	DKV250
H3128X415			FRM250/15	DH528	DHV528	TSV528X415	FSV528	TCV528X415	DKV250
			FRM250/15	DH528	DHV528	TSV528X415	FSV528	TCV528X415	DKV250
H2328X415			FRM250/5	DH528	DHV528	TSV528X415	FSV528	TCV528X415	DKV250
H3028X500			FRM250/28	DH528	DHV528X500	TSV528X500	FSV528X500	TCV528X500	DKV250
H3128X500			FRM250/15	DH528	DHV528X500	TSV528X500	FSV528X500	TCV528X500	DKV250
			FRM250/15	DH528	DHV528X500	TSV528X500	FSV528X500	TCV528X500	DKV250
H2328X500			FRM250/5	DH528	DHV528X500	TSV528X500	FSV528X500	TCV528X500	DKV250
	KM28	MB28	FRM250/28	DH228	DHV228	TSV228	FSV228		DKV250
	KM28	MB28	FRM250/15	DH228	DHV228	TSV228	FSV228		DKV250
	KM28	MB28	FRM250/5	DH228	DHV228	TSV228	FSV228		DKV250

¹⁾ $g_V = 211,5$ mm for DHV228

**Covers DKVT... are suitable for temperatures > 120 °C

FAG plumber block housings, split

For bearings with cylindrical bore and
for bearings with tapered bore and adapter sleeve



SNV260

Dimensions

D	a	b	c	g	h	m	s	u	v	h ₁	D ₂	D ₃	D ₅	g ₁	g ₂	g ₃	
mm	inch	mm	mm	mm	mm	mm	mm	mm	mm	mm	mm	mm	mm	mm	mm	mm	
260	530	160	60	190	160	450	M30	1¼	35	42	321	157,5	167,5	164,7	6	165,5	18

Shaft

d₁
d

inch

d₂

mm

Bearings suitable for the housing

Unsplit bearings

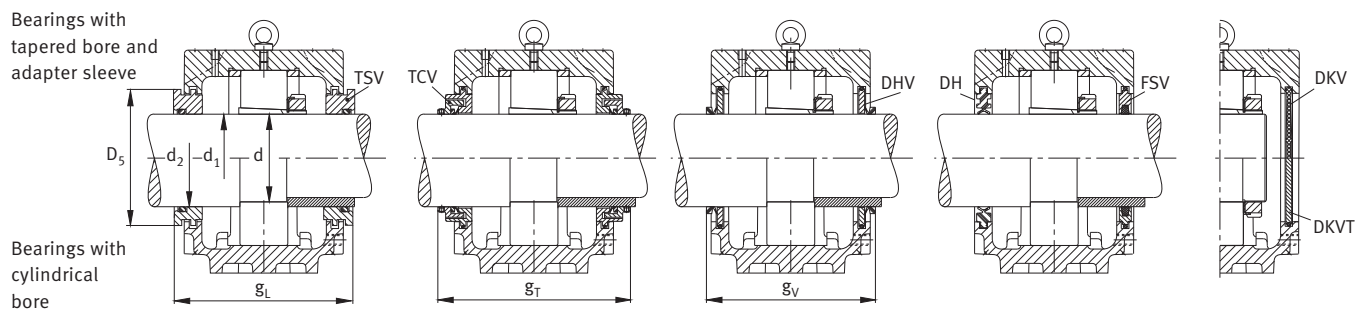
Designation to DIN*

Split spherical roller bearings

FAG

106,363	4 ³ / ₁₆			20324K		22324K
107,95	4 ¹ / ₄			20324K		22324K
110				20324K		22324K
120		135	6324	20324		22324
		135				22324

* The ordering designation which corresponds to the designation according to DIN can be found in Catalogue HR 1, Rolling Bearings.



g_4	h_2	g_L	g_T	g_V	k	m_1	n_1	m_2	n_2	n_3	n_4	M DIN 931	M_1 DIN 580	M_5	Mass ≈ kg
-------	-------	-------	-------	-------	-----	-------	-------	-------	-------	-------	-------	--------------	------------------	-------	-----------------

72	36	208,3	235	199 ¹⁾	96	372	113	430	100	125	170	M24	M10	M20×1,5	51,1
----	----	-------	-----	-------------------	----	-----	-----	-----	-----	-----	-----	-----	-----	---------	------

Required accessories

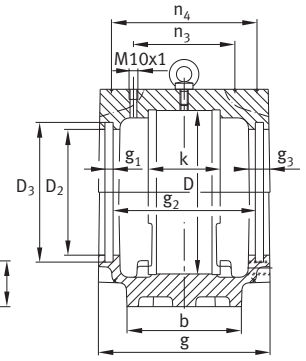
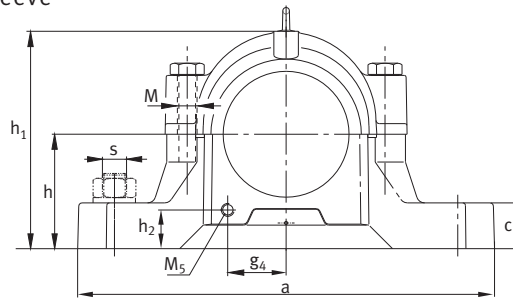
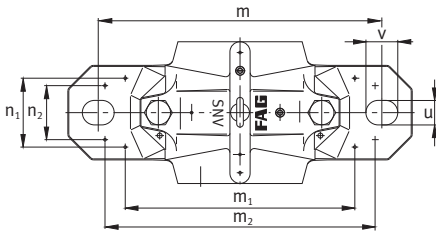
Adapter sleeve	Shaft nut	Retaining plate	Locating ring 2 pieces	Double lip seal	V ring seal	Labyrinth ring with round cord	Felt seal	Combined seal	Cover**
FAG	FAG	FAG	FAG	FAG	FAG	FAG	FAG	FAG	FAG
H3124X403			FRM260/20,5	DH524X403	DHV524X403	TSV524X403	FSV524X403	TCV524X403	DKV215
H2324X403			FRM260/5	DH524X403	DHV524X403	TSV524X403	FSV524X403	TCV524X403	DKV215
H3124X404			FRM260/20,5	DH524X403	DHV524X404	TSV524X404	FSV524X404	TCV524X404	DKV215
H2324X404			FRM260/5	DH524X403	DHV524X404	TSV524X404	FSV524X404	TCV524X404	DKV215
H3124			FRM260/20,5	DH524	DHV524	TSV524	FSV524	TCV524	DKV215
H2324			FRM260/5	DH524	DHV524	TSV524	FSV524	TCV524	DKV215
	KM24	MB24	FRM260/20,5	DH224	DHV224	TSV224	FSV224		DKV215
	KM24	MB24	FRM260/5	DH224	DHV224	TSV224	FSV224		DKV215

¹⁾ $g_V = 198,5$ mm for DHV224

** Covers DKVT... are suitable for temperatures > 120 °C

FAG plumber block housings, split

For bearings with cylindrical bore and
for bearings with tapered bore and adapter sleeve



SNV270

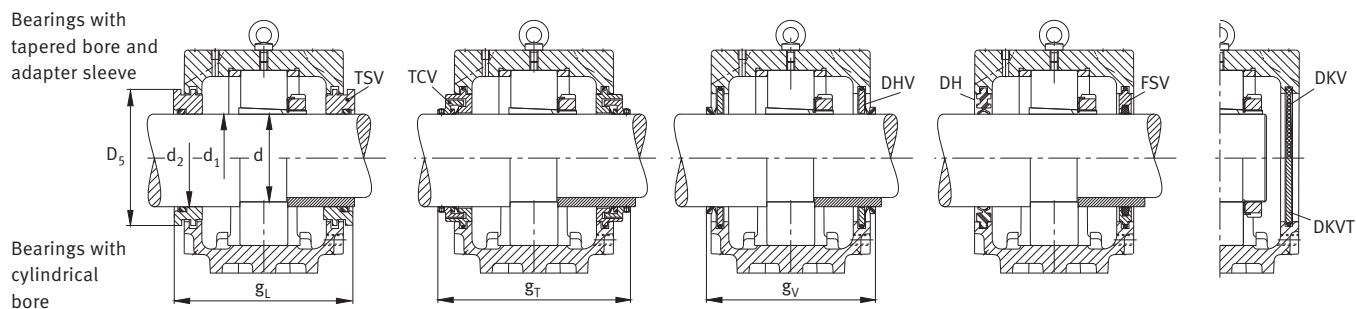
Dimensions

D	a	b	c	g	h	m	s	u	v	h ₁	D ₂	D ₃	D ₅	g ₁	g ₂	g ₃	
mm	inch	mm	mm	mm	mm	mm	mm	mm	mm	mm	mm	mm	mm	mm	mm	mm	
270	530	160	60	215	160	450	M30	1 1/4	35	42	328	192,5	202,5	199,2	6	190,5	18

Shaft

d ₁	d ₂	Bearings suitable for the housing		
d		Unsplit bearings	Split spherical roller bearings	
mm	inch	mm	Designation to DIN*	FAG
131,763	5 3/16		20230K	
				22230K
				222S.503
133,35	5 1/4		20230K	23230K
				22230K
				23230K
135			20230K	
				22230K
				222SM135-TVPA
150		165	6230	23230K
		165		22230
		165		23230

* The ordering designation which corresponds to the designation according to DIN can be found in Catalogue HR 1, Rolling Bearings.



g_4	h_2	g_L	g_T	g_V	k	m_1	n_1	m_2	n_2	n_3	n_4	M DIN 931	M_1 DIN 580	M_5	Mass ≈ kg
-------	-------	-------	-------	-------	-----	-------	-------	-------	-------	-------	-------	--------------	------------------	-------	-----------------

86	32	233,3	260	224 ¹⁾	106	372	116	430	100	143	195	M24	M10	M20×1,5	53,3
----	----	-------	-----	-------------------	-----	-----	-----	-----	-----	-----	-----	-----	-----	---------	------

Required accessories

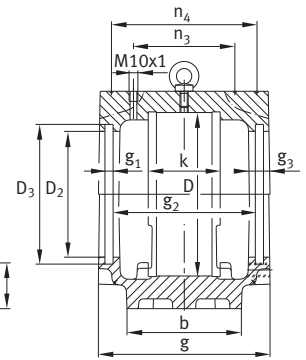
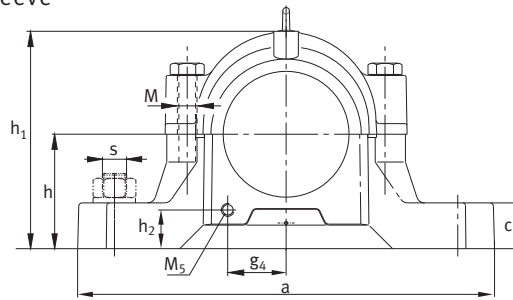
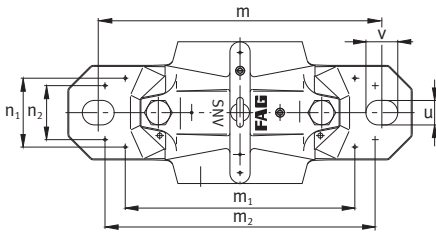
Adapter sleeve	Shaft nut	Retaining plate	Locating ring 2 pieces	Double lip seal	V ring seal	Labyrinth ring with round cord	Felt seal	Combined seal	Cover**
FAG	FAG	FAG	FAG	FAG	FAG	FAG	FAG	FAG	FAG
H3030X503			FRM270/30,5	DH530X503	DHV530X503	TSV530X503	FSV530X503	TCV530X503	DKV270
H3130X503			FRM270/16,5	DH530X503	DHV530X503	TSV530X503	FSV530X503	TCV530X503	DKV270
H2330X503			FRM270/5	DH530X503	DHV530X503	TSV530X503	FSV530X503	TCV530X503	DKV270
H3030X504			FRM270/30,5	DH530X504	DHV530X504	TSV530X504	FSV530X504	TCV530X504	DKV270
H3130X504			FRM270/16,5	DH530X504	DHV530X504	TSV530X504	FSV530X504	TCV530X504	DKV270
H2330X504			FRM270/5	DH530X504	DHV530X504	TSV530X504	FSV530X504	TCV530X504	DKV270
H3030			FRM270/30,5	DH530	DHV530	TSV530	FSV530	TCV530	DKV270
H3130			FRM270/16,5	DH530	DHV530	TSV530	FSV530	TCV530	DKV270
H2330			FRM270/5	DH530	DHV530	TSV530	FSV530	TCV530	DKV270
	KM30	MB30	FRM270/30,5	DH230	DHV230	TSV230	FSV230		DKV270
	KM30	MB30	FRM270/16,5	DH230	DHV230	TSV230	FSV230		DKV270
	KM30	MB30	FRM270/5	DH230	DHV230	TSV230	FSV230		DKV270

¹⁾ $g_V = 228,5$ mm for DHV230

** Covers DKVT... are suitable for temperatures > 120 °C

FAG plumber block housings, split

For bearings with cylindrical bore and
for bearings with tapered bore and adapter sleeve



SNV280

Dimensions

D	a	b	c	g	h	m	s	u	v	h ₁	D ₂	D ₃	D ₅	g ₁	g ₂	g ₃	
mm	inch	mm	mm	mm	mm	mm	mm	mm	mm	mm	mm	mm	mm	mm	mm	mm	
280	550	160	60	205	170	470	M30	1¼	35	42	344	167,5	177,5	174,7	6	180,5	18

Shaft

d₁
d

inch

d₂

mm

Bearings suitable for the housing

Unsplit bearings

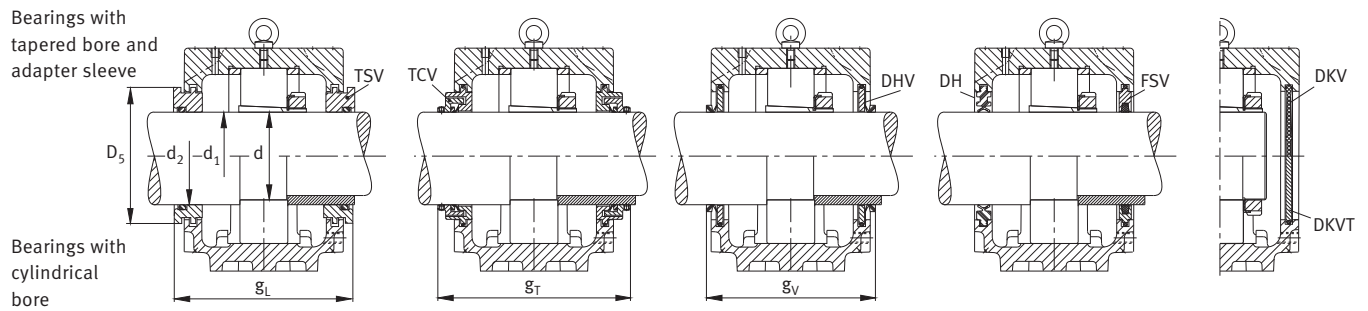
Designation to DIN*

Split spherical
roller bearings

FAG

112,713	4 ⁷ / ₁₆			20326K		22326K
114,3	4 ¹ / ₂			20326K		22326K
115				20326K		22326K
120,65	4 ³ / ₄			20326K		22326K
130		150	6326	20326		22326
		150				22326

* The ordering designation which corresponds to the designation according to DIN can be found in Catalogue HR 1, Rolling Bearings.



g_4	h_2	g_L	g_T	g_V	k	m_1	n_1	m_2	n_2	n_3	n_4	M DIN 931	M_1 DIN 580	M_5	Mass ≈ kg
-------	-------	-------	-------	-------	-----	-------	-------	-------	-------	-------	-------	--------------	------------------	-------	-----------------

75	36	223,3	250	214 ¹⁾	103	392	114	450	100	136	185	M24	M10	M20×1,5	59,2
----	----	-------	-----	-------------------	-----	-----	-----	-----	-----	-----	-----	-----	-----	---------	------

Required accessories

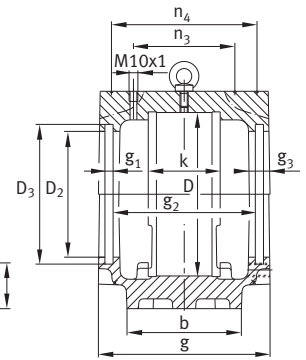
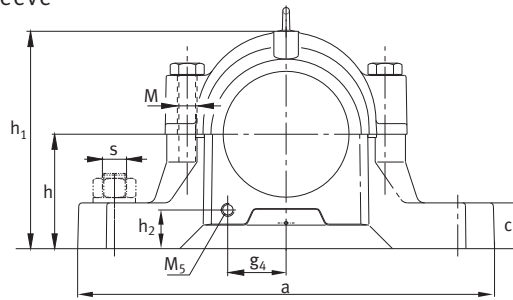
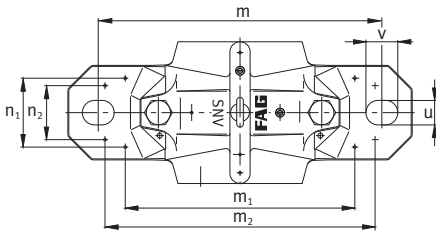
Adapter sleeve	Shaft nut	Retaining plate	Locating ring 2 pieces	Double lip seal	V ring seal	Labyrinth ring with round cord	Felt seal	Combined seal	Cover**
FAG	FAG	FAG	FAG	FAG	FAG	FAG	FAG	FAG	FAG
H3126X407			FRM280/22,5	DH526X407	DHV526X407	TSV526X407	FSV526X407	TCV526X407	DKV230
H2326X407			FRM280/5	DH526X407	DHV526X407	TSV526X407	FSV526X407	TCV526X407	DKV230
H3126X408			FRM280/22,5	DH526	DHV526	TSV526X408	FSV526	TCV526	DKV230
H2326X408			FRM280/5	DH526	DHV526	TSV526X408	FSV526	TCV526	DKV230
H3126			FRM280/22,5	DH526	DHV526	TSV526	FSV526	TCV526	DKV230
H2326			FRM280/5	DH526	DHV526	TSV526	FSV526	TCV526	DKV230
H3126X412			FRM280/22,5	DH526X412	DHV526X412	TSV526X412	FSV526X412	TCV526X412	DKV230
H2326X412			FRM280/5	DH526X412	DHV526X412	TSV526X412	FSV526X412	TCV526X412	DKV230
	KM26	MB26	FRM280/22,5	DH326	DHV326	TSV326	FSV326		DKV230
	KM26	MB26	FRM280/5	DH326	DHV326	TSV326	FSV326		DKV230

¹⁾ $g_V = 213,5$ mm for DHV326

** Covers DKVT... are suitable for temperatures > 120 °C

FAG plumber block housings, split

For bearings with cylindrical bore and
for bearings with tapered bore and adapter sleeve



SNV290

Dimensions

D	a	b	c	g	h	m	s	u	v	h_1	D_2	D_3	D_5	g_1	g_2	g_3	
mm	inch	mm	mm	mm	mm	mm	mm	mm	mm	mm	mm	mm	mm	mm	mm	mm	
290	550	160	60	225	170	470	M30	1¼	35	42	351	202,5	212,5	209,2	6	200,5	18

Shaft

d_1
d

inch

d_2

mm

Bearings suitable for the housing

Unsplit bearings

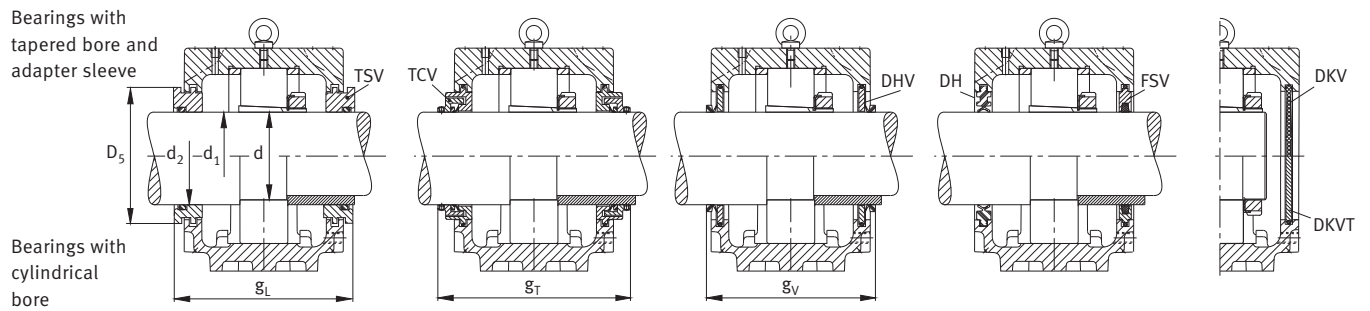
Designation to DIN*

Split spherical
roller bearings

FAG

138,113	57/16					20232K						22232K					222S.507	
																		23232K
139,7	5½					20232K												22232K
																		222S.508
																		23232K
140						20232K												22232K
																		222SM140-TVPA
																		23232K
160		175	6232			20232												22232
		175																23232
		175																23232

* The ordering designation which corresponds to the designation according to DIN can be found in Catalogue HR 1, Rolling Bearings.



g_4	h_2	g_L	g_T	g_V	k	m_1	n_1	m_2	n_2	n_3	n_4	M DIN 931	M_1 DIN 580	M_5	Mass ≈ kg
-------	-------	-------	-------	-------	-----	-------	-------	-------	-------	-------	-------	--------------	------------------	-------	-----------------

94	29	243,3	270	234 ¹⁾	114	392	120	450	100	152	205	M24	M10	M20×1,5	59,9
----	----	-------	-----	-------------------	-----	-----	-----	-----	-----	-----	-----	-----	-----	---------	------

Required accessories

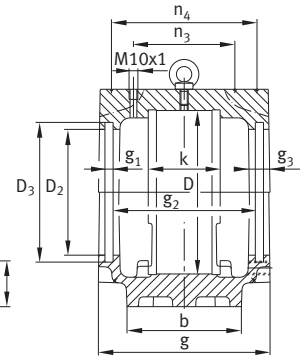
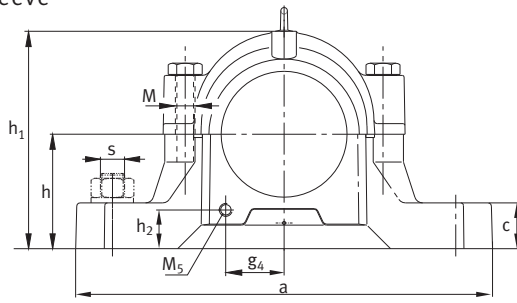
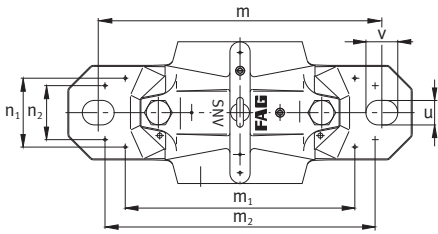
Adapter sleeve	Shaft nut	Retaining plate	Locating ring 2 pieces	Double lip seal	V ring seal	Labyrinth ring with round cord	Felt seal	Combined seal	Cover**
FAG	FAG	FAG	FAG	FAG	FAG	FAG	FAG	FAG	FAG
H3032X507			FRM290/33	DH532X507	DHV532X507	TSV532X507	FSV532X507	TCV532X507	DKV290
H3132X507			FRM290/17	DH532X507	DHV532X507	TSV532X507	FSV532X507	TCV532X507	DKV290
H2332X507			FRM290/5	DH532X507	DHV532X507	TSV532X507	FSV532X507	TCV532X507	DKV290
H3032X508			FRM290/33	DH532	DHV532	TSV532	FSV532	TCV532	DKV290
H3132X508			FRM290/17	DH532	DHV532	TSV532	FSV532	TCV532	DKV290
H2332X508			FRM290/5	DH532	DHV532	TSV532	FSV532	TCV532	DKV290
H3032			FRM290/33	DH532	DHV532	TSV532	FSV532	TCV532	DKV290
H3132			FRM290/17	DH532	DHV532	TSV532	FSV532	TCV532	DKV290
H2332			FRM290/5	DH532	DHV532	TSV532	FSV532	TCV532	DKV290
	KM32	MB32	FRM290/33	DH232	DHV232	TSV232	FSV232		DKV290
	KM32	MB32	FRM290/17	DH232	DHV232	TSV232	FSV232		DKV290
	KM32	MB32	FRM290/5	DH232	DHV232	TSV232	FSV232		DKV290

¹⁾ $g_V = 236,5$ mm for DHV232

** Covers DKVT... are suitable for temperatures > 120 °C

FAG plumber block housings, split

For bearings with cylindrical bore and
for bearings with tapered bore and adapter sleeve



SNV300

Dimensions

D	a	b	c	g	h	m	s	u	v	h ₁	D ₂	D ₃	D ₅	g ₁	g ₂	g ₃	
mm	inch	mm	mm	mm	mm	mm	mm	mm	mm	mm	mm	mm	mm	mm	mm	mm	
300	620	170	65	215	180	520	M30	1¼	35	42	366	177,5	187,5	184,2	6	190,5	18

Shaft

d₁
d

d₂

Bearings suitable for the housing

Unsplit bearings

Split spherical roller bearings

mm

inch

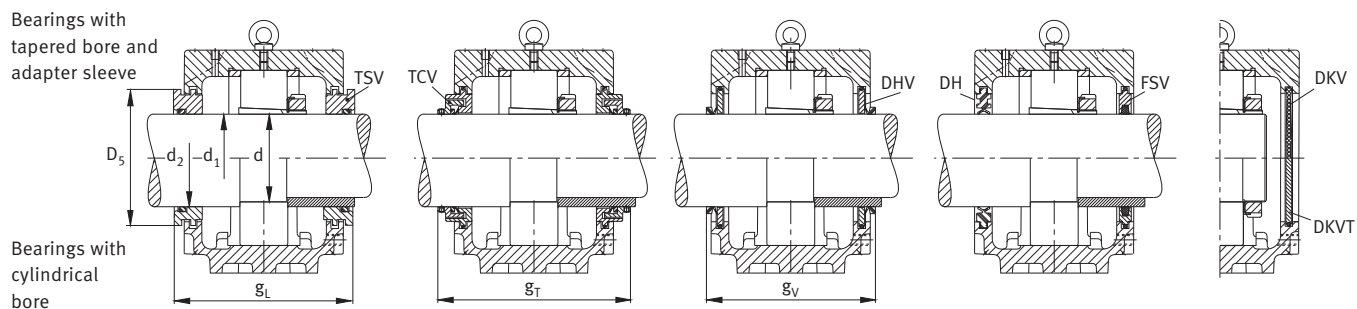
mm

Designation to DIN*

FAG

125							20328K											22328K	
125,413	4 ¹⁵ / ₁₆						20328K												22328K
127	5						20328K												22328K
140		160	6328				20328												22328
		160																	22328

* The ordering designation which corresponds to the designation according to DIN can be found in Catalogue HR 1, Rolling Bearings.



g_4	h_2	g_L	g_T	g_V	k	m_1	n_1	m_2	n_2	n_3	n_4	M DIN 931	M_1 DIN 580	M_5	Mass ≈ kg
-------	-------	-------	-------	-------	-----	-------	-------	-------	-------	-------	-------	--------------	------------------	-------	-----------------

82	36	233,3	260	224 ¹⁾	112	442	123	500	100	146	195	M24	M10	M20×1,5	72,1
----	----	-------	-----	-------------------	-----	-----	-----	-----	-----	-----	-----	-----	-----	---------	------

Required accessories

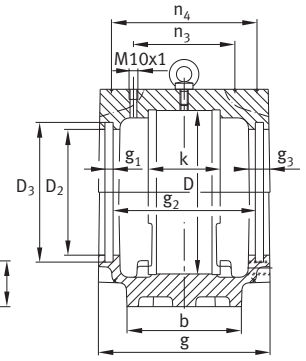
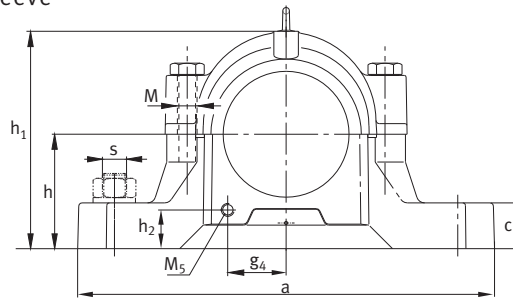
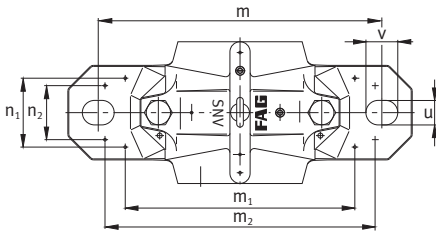
Adapter sleeve	Shaft nut	Retaining plate	Locating ring 2 pieces	Double lip seal	V ring seal	Labyrinth ring with round cord	Felt seal	Combined seal	Cover**
FAG	FAG	FAG	FAG	FAG	FAG	FAG	FAG	FAG	FAG
H3128			FRM300/25	DH528	DHV528	TSV528	FSV528	TCV528	DKV250
H2328			FRM300/5	DH528	DHV528	TSV528	FSV528	TCV528	DKV250
H3128X415			FRM300/25	DH528	DHV528	TSV528X415	FSV528	TCV528X415	DKV250
H2328X415			FRM300/5	DH528	DHV528	TSV528X415	FSV528	TCV528X415	DKV250
H3128X500			FRM300/25	DH528	DHV528X500	TSV528X500	FSV528X500	TCV528X500	DKV250
H2328X500			FRM300/5	DH528	DHV528X500	TSV528X500	FSV528X500	TCV528X500	DKV250
	KM28	MB28	FRM300/25	DH328	DHV328	TSV328	FSV328		DKV250
	KM28	MB28	FRM300/5	DH328	DHV328	TSV328	FSV328		DKV250

¹⁾ $g_V = 226,5$ mm for DHV328

** Covers DKVT... are suitable for temperatures > 120 °C

FAG plumber block housings, split

For bearings with cylindrical bore and
for bearings with tapered bore and adapter sleeve



SNV320

Dimensions

D	a	b	c	g	h	m	s	u	v	h ₁	D ₂	D ₃	D ₅	g ₁	g ₂	g ₃	
mm	inch	mm	mm	mm	mm	mm	mm	mm	mm	mm	mm	mm	mm	mm	mm	mm	
320	650	180	65	225	190	560	M30	1¼	35	42	386	192,5	202,5	199,2	6	200,5	18

Shaft

d₁
d

inch

d₂

mm

Bearings suitable for the housing

Unsplit bearings

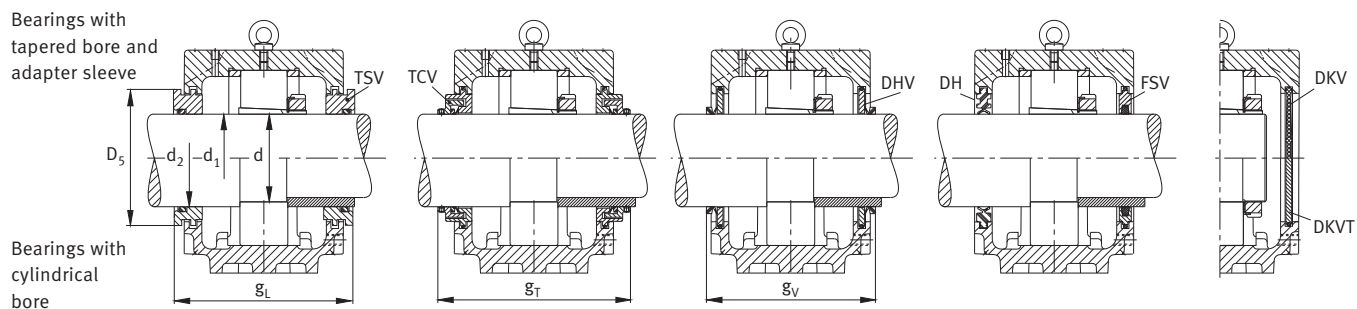
Designation to DIN*

Split spherical roller bearings

FAG

131,763	5 ³ / ₁₆			20330K		22330K
133,35	5 ¹ / ₄			20330K		22330K
135				20330K		22330K
150		170	6330	20330		22330
		170				22330

* The ordering designation which corresponds to the designation according to DIN can be found in Catalogue HR 1, Rolling Bearings.



g_4	h_2	g_L	g_T	g_V	k	m_1	n_1	m_2	n_2	n_3	n_4	M DIN 931	M_1 DIN 580	M_5	Mass ≈ kg
-------	-------	-------	-------	-------	-----	-------	-------	-------	-------	-------	-------	--------------	------------------	-------	-----------------

88	36	243,3	270	234 ¹⁾	118	482	130	540	100	154	205	M24	M10	M20×1,5	82
----	----	-------	-----	-------------------	-----	-----	-----	-----	-----	-----	-----	-----	-----	---------	----

Required accessories

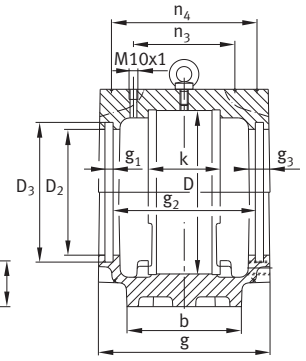
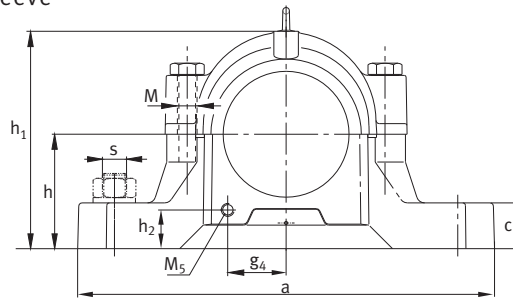
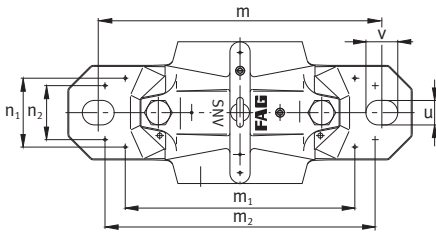
Adapter sleeve	Shaft nut	Retaining plate	Locating ring 2 pieces	Double lip seal	V ring seal	Labyrinth ring with round cord	Felt seal	Combined seal	Cover**
FAG	FAG	FAG	FAG	FAG	FAG	FAG	FAG	FAG	FAG
H3130X503			FRM320/26,5	DH530X503	DHV530X503	TSV530X503	FSV530X503	TCV530X503	DKV270
H2330X503			FRM320/5	DH530X503	DHV530X503	TSV530X503	FSV530X503	TCV530X503	DKV270
H3130X504			FRM320/26,5	DH530X504	DHV530X504	TSV530X504	FSV530X504	TCV530X504	DKV270
H2330X504			FRM320/5	DH530X504	DHV530X504	TSV530X504	FSV530X504	TCV530X504	DKV270
H3130			FRM320/26,5	DH530	DHV530	TSV530	FSV530	TCV530	DKV270
H2330			FRM320/5	DH530	DHV530	TSV530	FSV530	TCV530	DKV270
	KM30	MB30	FRM320/26,5	DH330	DHV330	TSV330	FSV330		DKV270
	KM30	MB30	FRM320/5	DH330	DHV330	TSV330	FSV330		DKV270

¹⁾ $g_V = 236,5$ mm for DHV330

** Covers DKVT... are suitable for temperatures > 120 °C

FAG plumber block housings, split

For bearings with cylindrical bore and
for bearings with tapered bore and adapter sleeve



SNV340

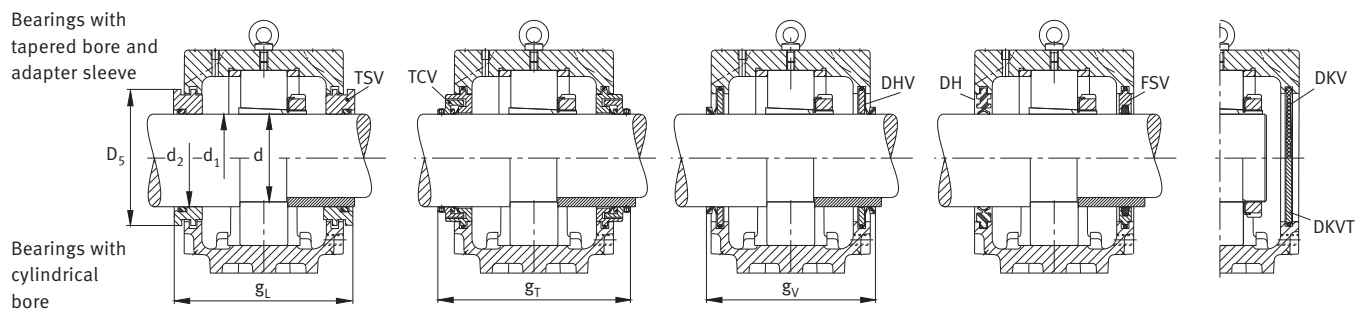
Dimensions

D	a	b	c	g	h	m	s	u	v	h ₁	D ₂	D ₃	D ₅	g ₁	g ₂	g ₃	
mm	inch	mm	mm	mm	mm	mm	mm	mm	mm	mm	mm	mm	mm	mm	mm	mm	
340	680	190	70	235	200	580	M36	1½	42	50	406	202,5	212,5	209,2	6	210,5	18

Shaft

d ₁	d ₂	Bearings suitable for the housing		
d		Unsplit bearings	Designation to DIN*	Split spherical roller bearings
mm	inch	mm		FAG
138,113	5 7/16		20332K	22332K
139,7	5 1/2		20332K	22332K
140			20332K	22332K
160		180	6332	20332
		180		22332

* The ordering designation which corresponds to the designation according to DIN can be found in Catalogue HR 1, Rolling Bearings.



g_4	h_2	g_L	g_T	g_V	k	m_1	n_1	m_2	n_2	n_3	n_4	M DIN 931	M_1 DIN 580	M_5	Mass ≈ kg
-------	-------	-------	-------	-------	-----	-------	-------	-------	-------	-------	-------	--------------	------------------	-------	-----------------

95	36	253,3	298	244 ¹⁾	124	489	138	570	100	162	215	M30	M10	M20×1,5	97,9
----	----	-------	-----	-------------------	-----	-----	-----	-----	-----	-----	-----	-----	-----	---------	------

Required accessories

Adapter sleeve	Shaft nut	Retaining plate	Locating ring 2 pieces	Double lip seal	V ring seal	Labyrinth ring with round cord	Felt seal	Combined seal	Cover**
FAG	FAG	FAG	FAG	FAG	FAG	FAG	FAG	FAG	FAG
H3132X507			FRM340/28	DH532X507	DHV532X507	TSV532X507	FSV532X507	TCV532X507	DKV290
H2332X507			FRM340/5	DH532X507	DHV532X507	TSV532X507	FSV532X507	TCV532X507	DKV290
H3132X508			FRM340/28	DH532	DHV532	TSV532	FSV532	TCV532	DKV290
H2332X508			FRM340/5	DH532	DHV532	TSV532	FSV532	TCV532	DKV290
H3132			FRM340/28	DH532	DHV532	TSV532	FSV532	TCV532	DKV290
H2332			FRM340/5	DH532	DHV532	TSV532	FSV532	TCV532	DKV290
	KM32	MB32	FRM340/28	DH332	DHV332	TSV332	FSV332		DKV290
	KM32	MB32	FRM340/5	DH332	DHV332	TSV332	FSV332		DKV290

¹⁾ $g_V = 246,5$ mm for DHV332

** Covers DKVT... are suitable for temperatures > 120 °C

Notes

Notes

Notes

**Schaeffler Technologies
GmbH & Co. KG**

Georg-Schäfer-Straße 30
97421 Schweinfurt (Germany)
Internet www.fag.com
E-Mail FAGinfo@schaeffler.com

In Germany:

Phone 0180 5003872
Fax 0180 5003873

From Other Countries:

Phone +49 9721 91-0
Fax +49 9721 91-3435

Every care has been taken to ensure the correctness of the information contained in this publication but no liability can be accepted for any errors or omissions.

We reserve the right to make technical changes.

© Schaeffler Technologies GmbH & Co. KG

Issued: 2010, March

This publication or parts thereof may not be reproduced without our permission.

TPI 175 GB-D