

The NETGEAR® Stackable Fiber Gigabit Managed Switch GSM7328FS allows the most flexible and easy-to-deploy Gigabit Fiber infrastructure. All 24 ports of Gigabit SFP interfaces are Fast Ethernet/Gigabit capable and deliver wired speed performance with low latency. Four shared 1000Base-T interfaces broaden Gigabit connectivity with auto-sensing RJ45. Optional SFP modules with 1000Base-T RJ45 connectors offer additional copper Gigabit density when needed. Four 10 Gigabit module bays, permitting both uplinks and local/distant stacking, provide versatile 10 Gigabit deployment possibilities.

Enterprise-class L3

Combining superior resiliency, enterprise-class security and non-blocking performance, the NETGEAR Stackable Fiber Gigabit Managed Switch offers IPv4 dynamic routing protocols such as OSPF, VRRP and multicast for converged applications with unsurpassed affordability. Together with VLANs routing, voice-class prioritization, and chassis-like stack with Layer 2+ PoE GSM7228PS/ GSM7252PS or L3 GSM7328S/GSM7352S, the GSM7328FS can be deployed at the enterprise edge, remote branch offices and closer to the core of small and medium-sized businesses’ growing networks.


IPv6 Scalability

The upgrade license GSM7328FL unlocks IPv6 dynamic routing capabilities of the GSM7328FS. Purposely built for enterprise networks and core/aggregation layers of SMB networks, an IPv6 upgraded GSM7328FS provides ACLs, QoS and advanced routing protocols such as OSPF, and multicast for IPv6 converged applications.

High Availability

The NETGEAR Stackable Fiber Gigabit Managed Switches, the GSM7328FS comes with an RPS connector. In the event of a power supply failure, the switch can immediately shift to an external RPS device.

Like all NETGEAR ProSafe® Managed Switches, the GSM7328FS is backed by the NETGEAR ProSafe Lifetime Warranty+, including ProSupport 24x7 Advanced Technical Support*, and 3-Year Next Business Day Onsite Hardware Replacement**.



24 Gigabit SFP Ports **1**

4 Combo Gigabit ports **2**

4 Module Bays for 10 Gigabit stacking or uplinks **3**

RPS connector
(remove screws) Power Supply

Console port

IPv6 license upgrade, see details on pages 2 & 13

- Ordering part number: GSM7328FL-10000S
- IPv6 ACLs, QoS, and DHCP Server
- IPv6 Static, OSPF and Multicast routing
- GSM7328S/GSM7352S feature set elevation



1-888-NETGEAR (638-4327)
Email: info@NETGEAR.com



Lifetime Tech Support

NBD* 3-year on-site service

Features at a Glance

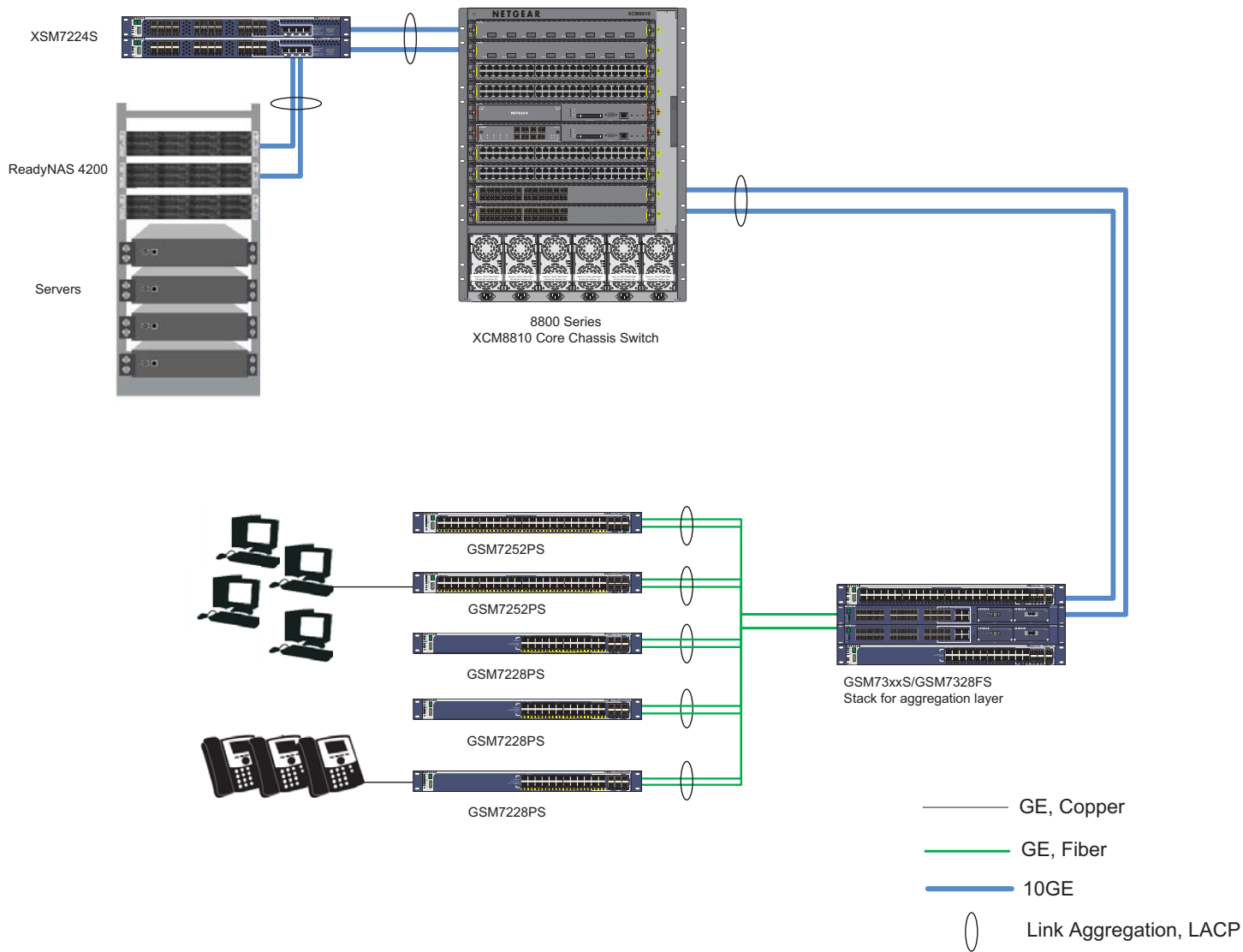


GSM7328FS

Hardware Main Features	Benefits
24 SFP (Gigabit fiber) interfaces	<ul style="list-style-type: none"> Fiber SX/LX connectivity for longer reach requirements Accept Fast Ethernet 100FX SFP and Gigabit (copper) 1000Base-T RJ45 SFP
4 shared ports Gigabit 10/100/1000	<ul style="list-style-type: none"> Gigabit performance for growing networks Low latency for top of rack applications
4 10 Gigabit module bays	<ul style="list-style-type: none"> Flexible 10 GE network uplinks, server/storage Support hardware-based stacking
Physical stacking up to 8 switches/384 ports	<ul style="list-style-type: none"> Chassis-like unique GUI/CLI High speed 12 x 4 = 48 GE overall stacking performance Single IP address management Hot swappable, automatic unit replacement Distributed redundant trunking, any-to-any port mirroring
Stack with L2+ PoE GSM72xxPS series Stack with L3 GSM73xxS series	<ul style="list-style-type: none"> Versatile local or distant 10 Gigabit deployments with GSM7228PS, GSM7252PS, GSM7328FS and
RPS option	<ul style="list-style-type: none"> 100% uptime even in case of power supply failure when used with one external RPS
Software Main Features	Benefits
Layer 3 - IPv4 (RIPv1/v2, OSPFv1/v2, VRRP)	<ul style="list-style-type: none"> Advanced routing capabilities for converged applications
Multiple STP, 802.3ad LACP, RPS support	<ul style="list-style-type: none"> Superior resiliency for highly available network
Fabric 144 Gbps Performance 107.1 Mpps	<ul style="list-style-type: none"> Non-blocking performance for critical applications Ideal aggregation for small core enterprise networks
IPv4 L2, L3, L4 ACL (access control lists)	<ul style="list-style-type: none"> Enterprise-class security Network protection based on user profile Network protection based on trusted application
IPv4 L2, L3, L4 QoS (8 priority queues, DiffServ)	<ul style="list-style-type: none"> Voice-class prioritization Traffic prioritization based on user profile or application More queues for VoIP, video & critical applications
Multicast L2 – IPv4 (IGMP snooping v2,v3) IGMP proxy, IGMP querier	<ul style="list-style-type: none"> Simplify IPTV & video large deployments Multicast traffic reaches only the interested receivers
8,000 MAC – 512 VLANs – 1,024 MC groups 64 trunks 8-port each – DHCP server/relay 224 IP routes – 128 IP interfaces	<ul style="list-style-type: none"> Deployable at enterprise edge, remote branch offices or closer to the core of SMB networks
IPv6 License Upgrade Features	Benefits
Layer 3 - IPv6 (OSPFv3)	<ul style="list-style-type: none"> Ideal for IPv4/IPv6 transitioning networks
Multicast L3 – IPv4/ IPv6 multicast routing Multicast L2 - IPv6 (MLD)	<ul style="list-style-type: none"> Advanced routing of multicast streams (PIM, sparse, dense)
IPv6 L2, L3, L4 ACL (access control lists) IPv6 L2, L3, L4 QoS (8 priority queues, DiffServ)	<ul style="list-style-type: none"> Enforces advanced security for IPv6 networks (user profile, applications) IPv6 traffic prioritization (user profile, VoIP, video & critical applications)

Target Applications

Traditional Gigabit Distribution Layer



Versatile Stacking and cost effective Edge distribution

Stacking with GSM7328S/GSM7352S copper versions, the GSM7328FS is easily deployed at the aggregation layer of enterprise networks. 10 Gigabit bays authorize local or distant stacking with simplified chassis-like management (one unique CLI/GUI platform) and multiple distributed link aggregation capabilities (resiliency, load balancing). With GSM7228PS/GSM7252PS and GSM7328S/GSM7352S Managed Switches, the GSM7328FS simplify and lower the cost of medium-sized 10 Gigabit core deployments, with a cost effective Gigabit fiber distribution to the access layer.

NETGEAR Hardware Stacking

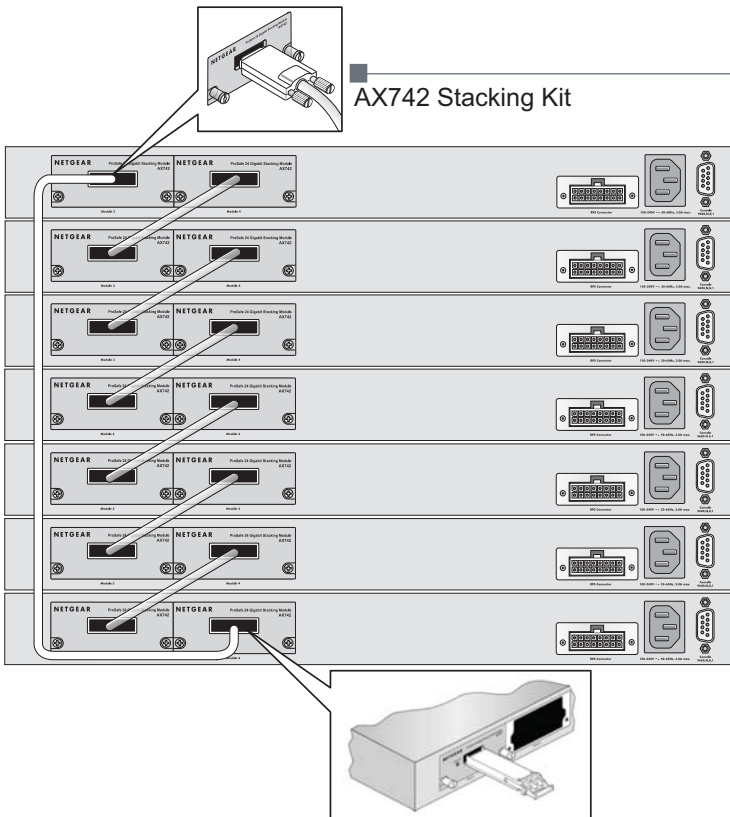
Local and Distant Stack Topology

Local Stack Topology


When the switches are deployed in the same rack, one AX742 kit per switch is required for dual-ring topology, providing higher resiliency and intelligent load balancing.

Each ring speed is 12 Gbps half duplex (24 Gbps full duplex).

Dual ring overall speed is 24 Gbps half duplex (48 Gbps full duplex).



AX742 24 Gbps Stacking Kit



- Each AX742 kit contains 2 stacking modules+ 1 stacking cable
- One AX742 kit per switch recommended for full 48 Gbps bandwidth and complete redundancy

Distant Stack Topology

When the switches are deployed in several locations, two AX743 SFP+ host modules are required per switch, with the SFP+ optics (AXM761, AXM762 or AXM763) for this hardware dual-ring topology, providing highest resiliency and intelligent load balancing.

Each ring speed is 10 Gbps half duplex (20 Gbps full duplex).

Dual ring overall speed is 20 Gbps half duplex (40 Gbps full duplex).

Local and distant stack can be combined for maximum flexibility.

AX743 SFP+ Host Module



AXM761, AXM762 or AXM763 SFP+ 10GBase-SR, LR or LRM optics



- AX743 + AXM761/AXM762/AXM763 optics in each rear slot
- Two SFP+ modules are recommended for full 40 Gbps bandwidth and complete redundancy

NETGEAR Hardware Stacking

Features	Benefits
Single IP address management	<ul style="list-style-type: none"> Stack up to 8 switches as a single "chassis" logical unit One GUI and one CLI managing the whole stack The stack acts as a single switch in the network The other switches in the network also see the stack as a single switch Growth is easy, adding a switch to the stack is as simple as connecting the new unit to the stack (configuration is instantly updated)
Bi-directional architecture 48 Gigabit local stacking capacity per switch using AX742 stacking kit 40 Gigabit distant stacking capacity using AX743 + AXM761/AXM762/AXM763 (SFP+ optics)	<ul style="list-style-type: none"> Higher stacking throughput capacity with lower latency and jitter for VoIP and video traffic Each switch in the stack understands the shortest path to forward traffic, bi-directionally both up and down Vertical/local stacking and horizontal/distant stacking can be mixed for convenient 10 Gigabit deployments (core, distribution layer, edge)
Stack resiliency Automatic unit replacement (AUR)	<ul style="list-style-type: none"> Dual ring architecture ensures that if a switch fails within the stack all the other switches can still communicate with one another Adding a new switch to the stack or replacing a failed unit requires no service interruption, the configuration file is pushed automatically by the stack
Distributed trunking across the stack (link aggregation groups, LACP)	<ul style="list-style-type: none"> Increased performance with distributed trunks to the core Greater redundancy using trunking as several switches are connected to the trunk (up to 8 ports per trunk – 64 trunks are allowed)
Many-to-one port mirroring across the stack	<ul style="list-style-type: none"> More flexibility for device troubleshooting As for a chassis, port mirroring is available from every port to every port across the stack
VLANs automatic propagation across the stack	<ul style="list-style-type: none"> As for a chassis, VLAN port tagging or private groups are available everywhere across the stack as for a single switch (Unit 1, Port 2; Unit 2, Port 3, etc.) No configuration required for the VLAN propagation between the switches
Flexible stacking with PoE or fiber switches	<ul style="list-style-type: none"> Stacking with GSM7228PS/GSM7252PS/GSM7328S/GSM7352S Mixing PoE and non-PoE ports into a single logical unit Versatile deployment options

Associated Modules and Optics

SFPs (optics)

AXM761/AXM762/AXM763 10Gigabit SFP+ GBIC



- 10 Gigabit Ethernet fiber connectivity - LC duplex connector
- Fits into the 10 GE SFP+ interfaces of AX743 (rear bays)
- 5-year warranty
- AXM761 10GBase-SR "short-reach multimode"
 - 50/125 μ m OM3 multimode: up to 300m
 - 62.5/125 μ m OM1 multimode: up to 33m
 - Ordering part number: AXM761-10000S
- AXM763 10GBase-LRM "long reach multimode" (802.3aq)
 - 62.5/125 μ m OM1 multimode: up to 220m
 - 50/125 μ m OM3 multimode: up to 260m
 - Ordering part number: AXM763-10000S
- AXM762 10GBase-LR "long-reach single mode"
 - 9/125 μ m SMF single mode: up to 10 km
 - Ordering part number: AXM762-10000S

AGM731F / AGM732F Gigabit SFP GBIC



- Gigabit Ethernet fiber connectivity - LC duplex connector
- Fits into the 24 SFP interfaces (front)
- 5-year warranty
- AGM731F 1000SX "short reach multimode"
 - 50/125 μ m OM3 multimode: up to 550m
 - 62.5/125 μ m OM1 multimode: up to 275m
 - Ordering part number: AGM731F
- AGM732F 1000LX "long reach single or multimode"
 - 9/125 μ m SMF single mode: up to 10 km
 - Ordering part number: AGM732F


AFM735 Fast Ethernet SFP GBIC



- Fast Ethernet connectivity - LC duplex connector
- Fits into the 24 SFP interfaces (front)
- 5-year warranty
- AFM735 100BaseFX IEEE 802.3
 - 50/125 μ m or 62.5/125 μ m multimode: up to 2km
 - Ordering part number: AFM735-1000S

Modules for the Rear Bays

AX742 ProSafe 24Gigabit Stacking Kit



- Each kit contains two stacking modules and one stacking cable
- Each module speed is 12 Gbps (half duplex)/24 Gbps (full duplex)
- Configured in a resilient ring topology, delivers 48 Gbps of stacking bandwidth
- One kit per switch recommended for full bandwidth and redundancy
- 5-year warranty
- Ordering part number: AX742

AX743 ProSafe 10Gigabit SFP+ adapter module



- Interoperates with SFP+ optics GBICs such as AXM761/AXM762/AXM763
- Also interoperates with standard direct attach SFP+ cables (short copper cables with "SFP+ like" connectors)
- 5-year warranty
- Ordering part number: AX743-10000S

See 10Gigabit XFP Note on the following page

Associated Modules and Optics

Modules for the Rear Bays

AX744 ProSafe 10Gigabit CX4 module



- Adds 10 Gigabit Ethernet "InfiniBand" CX4 connectivity
- Fully compliant with CX4 10-GbE (IEEE 802.3ak Type 10Gbase-CX4) standard
- 1 port CX4 to accommodate standard 10 Gigabit CX4 copper cables
- 5-year warranty
- Ordering part number: AX744-10000S

10Gigabit XFP Note

The previous 10Gigabit XFP modules are compatible with GSM7328FS. XFP Host Module AX741 and XFP Optics AXM751/AXM752 (10GBase-SR/LR) can equip the rear bays. XFP optics are interoperable with newer SFP+ optics: for instance, an XFP-equipped switch can connect with another SFP+-equipped switch, this is the same 10GBaseSR/LR standard and the same fiber. Only the module form factors are different.

SFP+ and XFP Direct Attach Cables

AXC761, AXC763, AXC753 Direct Attach Cables



- Direct Attach copper cable (10GSFP+Cu)
- Drives 10 Gigabit Ethernet
- 5-year Warranty
- Ordering part number:
 - SFP+ to SFP+ (1m version) AXC761-10000S
 - SFP+ to SFP+ (3m version) AXC763-10000S
 - SFP+ to XFP (3m version) AXC753-10000S

Redundant Power Supply

RPS5412 Optimal Power® External Redundant Power Supply



- Optimal Power® RPS unit certified by NETGEAR
- Includes the DC power cable for the Switch RPS connector (rear)
- Provides seamless redundant power to the Switch
- 3-year warranty
- Ordering part number:
 - RPS5412-100NAS (Americas)
 - RPS5412-100EUS (Europe)
 - RPS5412-100AJS (Asia)



GSM7328FS

TECHNICAL SPECIFICATIONS	
PHYSICAL INTERFACES	<p>Front</p> <ul style="list-style-type: none"> • 24 SFP ports for Gigabit fiber uplinks • SFP ports are compatible with Fast Ethernet optics (AFM735) as well as RJ45 1000Base-T SFPs (AGM734) • 4 shared RJ45 10/100/1000 ports for copper uplinks (shared with the last 4 SFP ports) • 2 10 Gigabit I/O module bays) <p>Rear</p> <ul style="list-style-type: none"> • 2 additional 10 Gigabit I/O module bays • Serial RS-232 port for console <p>Total</p> <ul style="list-style-type: none"> • 24 x Gigabit ports + 4 x 10 Gigabit ports
PROCESSOR / MEMORY	<ul style="list-style-type: none"> • Processor: MPC8633 @ 666 MHz • System memory: 256 MB (RAM) • Packet buffer memory: 6 Mb per switch • Code storage (flash): 32 MB
HARDWARE STACKING	<ul style="list-style-type: none"> • GSM7328S/GSM7352S • GSM7228PS/GSM7252PS • Previous GSM7328Sv1/GSM7352Sv1 • Stack height 8 switches/384 ports
PERFORMANCE SUMMARY	<ul style="list-style-type: none"> • Switching fabric: 144 Gbps • Throughput: 107.1 Mpps • Forwarding mode: Store-and-forward • Latency (64-byte frames, 10 to 100 Mbps): <35.2μs • Latency (64-byte frames, 1 Gbps): <4.1μs • Latency (64-byte frames, 10 Gbps): <2.0μs • Addressing: 48-bit MAC address • Address database size: 8,000 MAC addresses • Number of VLANs: 1,024 (IEEE 802.1Q) simultaneously out of 4,096 VLAN IDs • Number of multicast groups filtered: 1,024 • Number of trunks: 64 trunks, 8-port per trunk • Number of hardware queues for QoS: 8 • Number of static routes: 224 • Number of IP interfaces: 128 • Jumbo frame support: up to 9K packet size • Acoustic noise (ANSI-S10.12): 44 dB @ 25°C ambient temperature • Heat dissipation: 260.49 Btu/hr • Mean time between failures (MTBF): 117,747 hours (~ 13.4 years) @ 25 °C and 98,705 hours (~11.3 years) @ 55 °C ambient temperature
L3 SERVICES – ROUTING	<ul style="list-style-type: none"> • L2+ static routing (subnets, VLANs) • 224 IP routes (L3-capable hardware) • 128 IP interfaces (L3-capable hardware) • IP Source Guard • L3 IPv4/IPv6*** unicast dynamic routing • RIP v1/v2 (IPv4) • OSPF v2/v3 (IPv4) • OSPFv3 (IPv6)*** • OSPF equal-cost multi-path (4 - ECMP routes) • VRRP 64 instances (IPv4)
L3 SERVICES – DHCP	<ul style="list-style-type: none"> • IPv4 DHCP server (1,024 clients) • IPv4 DHCP L2 relay, DHCP snooping • IPv6 DHCP server (1,024 clients)*** • IPv6 DHCP/BOOTP relay*** • IPv6 DHCP snooping*** • DNSv6 support



GSM7328FS

L3 SERVICES - MULTICAST	<ul style="list-style-type: none"> • IGMP querier • IPv4/IPv6 multicast streams routing*** between VLANs, subnets or different networks • IPv4/IPv6 PIM-SM*** (sparse mode) • IPv4/IPv6 PIM-DM*** (dense mode) • Distance Vector Multicast Routing Protocol*** (DVMRP) • Neighbor discovery
L2 SERVICES – SWITCHING	<ul style="list-style-type: none"> • MAC Address table: 8,000 • ARP cache size: 1,664 • Proxy ARP, Dynamic ARP Inspection
L2 SERVICES – VLANS	<ul style="list-style-type: none"> • IEEE 802.1Q static VLAN (up to 1,024 VLANs out of 4,096 VLAN IDs) • IEEE 802.1v Protocol VLAN • Port-based VLAN • MAC-based VLAN • IP subnet-based VLAN • Protocol-based VLAN • Voice VLAN (based on IP phones OUIs) • Guest VLAN with IEEE 802.1x • Auto VLAN Assignment via RADIUS • IEEE 802.1 Q-in-Q (Double-VLAN tagging) • GARP with GVRP/GMRP (automatic registration for membership in VLANs or in multicast groups) • Private VLAN groups
L2 SERVICES - AVAILABILITY	<ul style="list-style-type: none"> • IEEE 802.3ad Link Aggregation (Static or LACP) up to 64 trunks per stack and upto 8 ports per trunk • User selectable LAG hashing algorithm • IEEE 802.1D Spanning Tree Protocol • IEEE 802.1w Rapid Spanning Tree • IEEE 802.1s Multiple Spanning Tree
L2 SERVICES – MULTICAST	<ul style="list-style-type: none"> • IGMP v1, v2, v3 snooping support • IGMP querier mode support • Static multicast filtering (1,024 Multicast groups) • IPv6: MLD v1, v2 snooping support*** • MLD proxy
L2/L3/L4 SERVICES – QOS	<ul style="list-style-type: none"> • IPv4 / IPv6*** L2/L3/L4 QoS: MAC, IP, TCP/UDP ports • IEEE 802.1p Class of Service (CoS) • DiffServ QoS (RFC 2998) • Weighted round robin (WRR) queue technology • Strict priority queue technology • Ingress rate limit in 1 Kbps increments • Egress traffic shaping
L2/L3/L4 SERVICES – SECURITY	<ul style="list-style-type: none"> • IPv4/IPv6*** access control lists (ACL) L2/L3/L4: MAC, IP, TCP • MAC-based source/destination ACL • IP subnet-based source/destination ACL • Protocol-based source/destination ACL • ACL over VLAN • Dynamic ACLs • 1,024 ACLs • Network storm protection including broadcast multicast and unicast traffic • DoS • Protected ports • Port locking • MAC filtering • Port security • DHCP snooping • IP Source Guard • Dynamic ARP inspection • RADIUS (RFC 2865) • RADIUS accounting (RFC 2866) • IEEE 802.1x port access authentication (RADIUS) • Network access control: Captive portal with internal authentication or external RADIUS authentication • Possible configuration of 10 captive portals • TACACS+



GSM7328FS

IEEE NETWORK PROTOCOLS	<ul style="list-style-type: none"> • IEEE 802.3 Ethernet • IEEE 802.3i 10BASE-T • IEEE 802.3u 100BASE-T • IEEE 802.3ab 1000BASE-T • IEEE 802.3z Gigabit Ethernet 1000BASE-SX/LX • IEEE 802.3ae 10-Gigabit Ethernet • IEEE 802.3ad Trunking (LACP) • IEEE 802.1AB LLDP with ANSI/TIA-1057 (LLDP-MED) • IEEE 802.1D Spanning Tree (STP) • IEEE 802.1s Multiple Spanning Tree (MSTP) • IEEE 802.1w Rapid Spanning Tree (RSTP) • IEEE 802.1p Quality of Service • IEEE 802.1Q VLAN tagging • IEEE 802.1v Protocol-based VLAN • IEEE 802.1X Radius network access control • IEEE 802.3x Flow control
IETF RFC STANDARDS – SYSTEM FACILITIES	<ul style="list-style-type: none"> • RFC 768 UDP • RFC 783 TFTP • RFC 791 IP • RFC 792 ICMP • RFC 793 TCP • RFC 826 Ethernet ARP • RFC 894 Transmission of IP datagrams over Ethernet networks • RFC 896 Congestion control in IP/TCP Networks • RFC 951 BOOTP • RFC 1321 Message-digest algorithm • RFC 1534 Interoperation between BOOTP and DHCP • RFC 2131 DHCP Client/Server • RFC 2132 DHCP options & BOOTP vendor extensions • RFC 2030 Simple Network Time Protocol (SNTP) Version 4 for IPv4, IPv6 and OSI • RFC 2865 RADIUS Client (both Switch and Management access) • RFC 2866 RADIUS Accounting • RFC 2868 RADIUS Attributes for Tunnel Protocol support • RFC 2869 RADIUS Extensions • RFC2869bis RADIUS Support for Extensible Authentication Protocol (EAP) • RFC 3164 The BSD Syslog Protocol • RFC 3580 802.1X RADIUS usage guidelines (VLAN assignment via RADIUS, dynamic VLAN)
IETF RFC STANDARDS – SWITCHING MIB	<ul style="list-style-type: none"> • RFC 1213 MIB-II • RFC 1493 Bridge MIB • RFC 1643 Ethernet-like MIB • RFC 2233 The Interfaces Group MIB using SMI v2 • RFC 2674 VLAN MIB • RFC 2613 SMON MIB • RFC 2618 RADIUS Authentication Client MIB • RFC 2620 RADIUS Accounting MIB • RFC 2737 Entity MIB version 2 • RFC 2819 RMON Groups 1,2,3 & 9 • IEEE 802.1X MIB (IEEE 802.1-PAE-MIB 2004 Revision) • IEEE 802.1AB – LLDP MIB • ANSI/TIA 1057 – LLDP-MED MIB • Private Enterprise MIBs supporting switching features



GSM7328FS

IETF RFC STANDARDS – IPV4 ROUTING	<ul style="list-style-type: none"> • RFC 1027 Using ARP to implement transparent subnetGateways (Proxy ARP) • RFC 1256 ICMP Router Discovery Messages • RFC 1765 OSPF Database Overflow • RFC 1812 Requirements for IP Version 4 routers • RFC 2082 RIP-2 MD5 authentication • RFC 2131 DHCP relay • RFC 2328 OSPF Version 2 • RFC 2370 The OSPF Opaque LSA Option • RFC 2453 RIP v2 • RFC 3046 DHCP Relay Agent Information option • RFC 3101 The OSPF “Not So Stubby Area” (NSSA) Option • RFC 3137 OSPF Stub Router Advertisement • RFC 3768 VRRP – Virtual Router Redundancy Protocol • Route Redistribution across RIP, OSPF and BGP • VLAN routing
IETF RFC STANDARDS – IPV4 ROUTING MIB	<ul style="list-style-type: none"> • RFC 1724 RIP v2 MIB Extension • RFC 1850 OSPF MIB • RFC 2096 IP Forwarding Table MIB • RFC 2787 VRRP MIB • Private enterprise MIB supporting routing feature
IETF RFC STANDARDS – MULTICAST	<ul style="list-style-type: none"> • RFC 1112 Host extensions for IP Multicasting • RFC 2236 Internet Group Management Protocol, Version 2 • RFC 2365 Administratively Scoped IP Multicast • RFC 2710 Multicast Listener Discovery (MLD) for IPv6 • RFC 3376 Internet Group Management Protocol, Version 3 • RFC 3810 Multicast Listener Discovery Version 2 (MLDv2) for IPv6 • RFC 3973 Protocol Independent Multicast – Dense Mode (PIM-DM) • RFC 4601 Protocol Independent Multicast – Sparse Mode (PIM-SM) • Draft-ietf-idmr-dvmrp-v3-10 Distance Vector Multicast Routing Protocol • Draft-ietf-magma-igmp-proxy-06 IGMP/MLD-based Multicast Forwarding (“IGMP/MLD Proxying”) • Draft-ietf-magma-igmpv3-and-routing-05 IGMPv3/MLDv2 and Multicast Routing Protocol Interaction • Draft-ietf-pim-sm-bsr-05 Bootstrap Router (BSR) Mechanism for PIM
IETF RFC STANDARDS – MULTICAST MIB	<ul style="list-style-type: none"> • RFC 2932 IPv4 Multicast Routing MIB • RFC 5060 Protocol Independent Multicast MIB • Draft-ietf-idmr-dvmrp-mib-11 Distance-Vector Multicast Routing Protocol MIB • Draft-ietf-magma-mgmd-mib-05 Multicast Group Membership Discovery MIB • Draft-ietf-pim-bsr-mib-06 – PIM Bootstrap Router MIB • Private Enterprise MIB supporting Multicast features
IETF RFC STANDARDS – IPV6 ROUTING***	<ul style="list-style-type: none"> • RFC 1981 – Path MTU for IPv6 • RFC 2460 – IPv6 Protocol specification • RFC 2461 – Neighbor Discovery • RFC 2462 – Stateless Auto Configuration • RFC 2464 – IPv6 over Ethernet • RFC 2711 – IPv6 Router Alert • RFC 2740 – OSPFv3 • RFC 3056 – Connection of IPv6 Domains via IPv4 Clouds • RFC 3315 – DHCPv6 (stateless + relay) • RFC 3484 – Default Address Selection for IPv6 • RFC 3493 – Basic Socket Interface for IPv6 • RFC 3542 – Advanced Sockets API for IPv6 • RFC 3587 – IPv6 Global Unicast Address Format • RFC 3736 – Stateless DHCPv6 • RFC 4213 – Basic Transition Mechanisms for IPv6 • RFC 4291 – Addressing Architecture for IPv6 • RFC 4443 – ICMPv6
IETF RFC STANDARDS – IPV6 ROUTING MIB	<ul style="list-style-type: none"> • RFC 2465 – IPv6 MIB • RFC 2466 – ICMPv6 MIB
IETF RFC STANDARDS – QOS	<ul style="list-style-type: none"> • RFC 2474 Definition of the Differentiated Services Field (DS Field) in the IPv4 and IPv6 Headers • RFC 2475 An Architecture for Differentiated Services • RFC 2597 Assured Forwarding PHB Group • RFC 3246 An Expedited Forwarding PHB (Per-Hop Behavior) • RFC 3260 New Terminology and Clarifications for DiffServ • RFC 3289 Management Information Base for the Differentiated Services Architecture (read-only) • Private MIBs for full configuration of DiffServ, ACL and CoS functionality



GSM7328FS

IETF RFC STANDARDS – MANAGEMENT	<ul style="list-style-type: none"> • RFC 854 Telnet • RFC 855 Telnet Option • RFC 1155 SMI v1 • RFC 1157 SNMP • RFC 1212 Concise MIB Definitions • RFC 1867 HTML/2.0 Forms with file upload extensions • RFC 1901 Community-based SNMP v2 • RFC 1908 Coexistence between SNMP v1 & SNMP v2 • RFC 2068 HTTP/1.1 protocol as updated by draft-ietf-http-v11-spec-rev-03 • RFC 2271 SNMP Framework MIB • RFC 2295 Transparent Content Negotiation • RFC 2296 Remote Variant Selection; RSVP/1.0 State Management “cookies” – draft-ietf-http-state-mgmt-05 • RFC 2576 Coexistence between SNMP v1, v2 and v3 • RFC 2578 SMI v2 • RFC 2579 Textual Conventions for SMI v2 • RFC 2580 Conformance statements for SMI v2 • RFC 3410 Introduction and Applicability Statements for Internet Standard Management Framework • RFC 3411 An Architecture for Describing SNMP Management Frameworks • RFC 3412 Message Processing & Dispatching • RFC 3413 SNMP Applications • RFC 3414 User-Based Security Model • RFC 3415 View-based Access Control Model • RFC 3416 Version 2 of SNMP Protocol Operations • RFC 3417 Transport Mappings • RFC 3418 Management Information Base(MIB) for the Simple Network Management Protocol (SNMP) • SSL 3.0 and TLS 1.0 <ul style="list-style-type: none"> - RFC 2246 The TLS Protocol, Version 1.0 - RFC 2818 HTTP over TLS - RFC 2346 AES Ciphersuites for Transport Layer Security • SSH 1.5 and 2.0 <ul style="list-style-type: none"> - RFC 4253 SSH Transport Layer Protocol - RFC 4252 SSH Authentication Protocol - RFC 4254 SSH Connection Protocol - RFC 4251 SSH Protocol Architecture - RFC 4716 SECSSH Public Key File Format - RFC 4419 Diffie-Hellman Group Exchange for the SSH Transport Layer Protocol
MANAGEMENT	<ul style="list-style-type: none"> • SNMP v1, v2c, v3 with multiple IP addresses • Port mirroring support (many-to-one) • Flow-based mirroring • SYSLOG • TFTP, SFTP, HTTP, SCP, or local USB flash for Configuration files and firmware upgrades • Runtime image download (TFTP) • Dual software image • Port description • sFlow • Web-based graphical user interface (Prosafe Control Center Web GUI) • Command Line Interface (Industrial Standard CLI: ISCLI) • IPv6 Management • Cable Test • Thermal sensor with alerts • SSLv3/TLSv1.0 Web security for the GUI • Secured Shell (SSHv1, v2) for CLI • Telnet sessions for management CPU (5 sessions) • Configurable Management VLAN
LEDS	<ul style="list-style-type: none"> • Per port: Speed, link, activity • Per device: Power, fan status, stack ID, • RPS, master
PHYSICAL SPECIFICATIONS	<ul style="list-style-type: none"> • Dimensions (w x d x h): 440 x 391 x 43 mm (17.3 x 15.4 x 1.7 in) • Weight: 6.3 kg (13.89 lb)
POWER CONSUMPTION	<ul style="list-style-type: none"> • 65.64 W maximum 100–240VAC, 50–60Hz universal input (all ports used)



GSM7328FS

ENVIRONMENTAL SPECIFICATIONS	<p>Operating:</p> <ul style="list-style-type: none"> • Temperature: 32° to 122°F (0° to 50°C) • Humidity: 90% maximum relative humidity, non-condensing • Altitude: 10,000 ft (3,000 m) maximum <p>Storage:</p> <ul style="list-style-type: none"> • Temperature: - 4° to 158°F (-20° to 70°C) • Humidity: 95% maximum relative humidity, non-condensing • Altitude: 10,000 ft (3,000 m) maximum
ELECTROMAGNETIC EMISSIONS AND IMMUNITY	<ul style="list-style-type: none"> • CE mark, commercial • FCC Part 15 Class A, VCCI Class A • Class A EN 55022 (CISPR 22) Class A • Class A C-Tick • EN 50082-1 • EN 55024
SAFETY	<ul style="list-style-type: none"> • CE mark, commercial • CSA certified (CSA 22.2 #950) • UL listed (UL 1950)/cUL IEC 950/EN 60950
PACKAGE CONTENTS	<ul style="list-style-type: none"> • ProSafe® 24-port Stackable, Gigabit L3 Managed Switch (GSM7328FSv2) • Power cord • Rubber footpads for tabletop installation • Rubber caps for the SFP and SFP+ sockets • Rack-mounting kit • Null-modem serial cable (RS-232) with 9-pin connector • Resource CD
WARRANTY AND SUPPORT	<ul style="list-style-type: none"> • ProSafe Lifetime Warranty† • ProSupport Lifetime 24x7 Advanced Technical Support* • Next business day onsite hardware replacement support, 3 years (included)**
MODULES	<ul style="list-style-type: none"> • AFM735 100BASE-FX SFP GBIC • AGM731F 1000BASE-SX SFP GBIC • AGM732F 1000BASE-LX SFP GBIC • AXM761 10GBASE-SR SFP+ GBIC • AXM762 10GBASE-LR SFP+ GBIC • AXM763 10GBASE-LRM SFP+ GBIC (Long Reach Multimode) • AX742 24Gigabit Stacking Kit • AX743 10Gigabit SFP+ Adapter Module • AX744 10Gigabit CX4 Module • APS135W Power Supply Spare Module • RPS5412 Optimal Power® External Redundant Power Supply
ORDERING INFORMATION	<p>Americas</p> <ul style="list-style-type: none"> • GSM7328FS-200NAS <p>Europe</p> <ul style="list-style-type: none"> • GSM7328FS-200EUS <p>Asia</p> <ul style="list-style-type: none"> • GSM7328FS-200AJS <p>Optional IPv6 license upgrade (includes Multicast routing, IPv6 switching and IPv6 routing)</p> <ul style="list-style-type: none"> • GSM7328FL-10000S (electronic license key)
PROSUPPORT SERVICE PACKS	<ul style="list-style-type: none"> • XPressHW, Category 3: PRR0333 (3-year next-business day hardware replacement contract, applicable where next business day onsite hardware replacement is <u>not</u> available)

NETGEAR®

350 E. Plumeria Drive
San Jose, CA 95134-1911 USA
1-888-NETGEAR (638-4327)
E-mail: info@NETGEAR.com
www.NETGEAR.com

© 2012 NETGEAR, Inc. NETGEAR, the NETGEAR Logo, Connect with Innovation, ProSafe, and ProSupport are trademarks and/or registered trademarks of NETGEAR, Inc. and/or subsidiaries in the United States and/or other countries. Other brand names mentioned herein are for identification purposes only and may be trademarks of their respective holder (s). Information is subject to change without notice. All rights reserved.

* 24x7 Lifetime Advanced Technical Support includes Remote Diagnostics performed by our technical experts for prompt resolution of technical issues.

** 3-year Next business day onsite hardware replacement support included: see <http://onsite.netgear.com> for coverage, availability and terms and conditions.

*** GSM7328FL-10000S IPv6 license upgrade required

† Lifetime warranty for product purchased after 05/01/2007. For product purchased before 05/01/2007, warranty is 5 years.