

Appendix F: Caltrans Freeway Volume Worksheets

| Dist | Rte | Description | CO | | Poast Mile | Back Peak | Back Peak | Back | Ahead | Ahead | Ahead | Peak Hour |
|------|-----|-----------------------------|----|---|---------------|-----------|-----------|---------|-----------|-----------|---------|-----------|
| | | | | | | Hour | Month | AAAT | Peak hour | Peak | AAAT | |
| 11 | | 8 NIMITZ BLVD | SD | T | 0.466 | 740 | 11,000 | 10,500 | 4,050 | 48,500 | 46,500 | 8.7% |
| 11 | | 8 MIDWAY DRIVE | SD | L | 1.213 | 4,050 | 48,500 | 46,500 | 8,800 | 113,000 | 102,000 | 8.6% |
| 11 | | 8 JCT RTE 5 LT LANES | SD | L | 2.379 | 8,800 | 113,000 | 102,000 | 11,100 | 144,000 | 132,000 | 8.4% |
| 11 | | 8 BLVD SAN DIEGO, MORENA | SD | R | 0.364 | 11,100 | 144,000 | 132,000 | 15,700 | 194,000 | 191,000 | 8.2% |
| | | | | | | Ahead | | | | | | |
| | | | | | | Ahead | Peak | Ahead | Back Peak | Back Peak | Back | |
| | | | | | | Peak hour | Month | AAAT | Hour | Month | AAAT | |
| 11 | | 5 CLAIREMONT DRIVE | SD | R | 22.262 | 18,300 | 230,000 | 220,000 | 16,800 | 208,000 | 203,000 | 8.3% |
| 11 | | 5 MISSION BAY/SEA WORLD | SD | R | 20.818 | 16,700 | 212,000 | 199,000 | 18,300 | 230,000 | 220,000 | 8.4% |
| 11 | | JCT. RTE. 8/CAMINO DEL | | | | | | | | | | |
| 11 | | 5 RIO | SD | R | 20.056 | 16,300 | 212,000 | 199,000 | 16,700 | 212,000 | 199,000 | 8.2% |
| 11 | | SAN DIEGO, OLD TOWN | | | | | | | | | | |
| 11 | | 5 AVE | SD | R | 19.033 | 15,400 | 205,000 | 192,000 | 16,300 | 212,000 | 199,000 | 8.0% |
| 11 | | SAN DIEGO, WASHINGTON | | | | | | | | | | |
| 11 | | 5 ST | SD | R | 18.283 | 11,500 | 152,000 | 142,000 | 15,400 | 205,000 | 192,000 | 8.1% |
| 11 | | 5 SAN DIEGO, SASSAFRAS ST | SD | R | 17.77 | 12,400 | 157,000 | 147,000 | 11,500 | 152,000 | 142,000 | 8.4% |
| 11 | | PACIFIC HIGHWAY | | | | | | | | | | |
| 11 | | 5 VIADUCT | SD | R | 17.53 | 14,400 | 200,000 | 183,000 | 12,400 | 157,000 | 147,000 | 7.9% |

| Location (I.D.) | Route | Dir | Period | Cars per green | Fast. rate (cyc./min.) | Slow. rate (cyc./min.) | Rate Delta | Sec./ Cycle | (per lane) Veh./hr | Total # lanes | HOV | High | Flow/lane | | Total Flow | |
|-------------------------|-------|-----|-------------|----------------|------------------------|------------------------|------------|-------------|--------------------|---------------|-----|------|-----------|---------|------------|---------|
| | | | | | | | | | | | | | Low | Average | Average | Average |
| W. Mission Bay Dr (251) | 8 | EB | 1500 - 1900 | 2 | 8.3 | 5.8 | 0.18 | 7.2 - 10.4 | 996 - 694 | 2 | No | 996 | 694 | 845 | 1690 | |
| Sports Arena Blvd (252) | 8 | EB | 1500 - 1900 | 2 | 6.6 | 4.1 | 0.18 | 9.1 - 14.7 | 396 - 245 | 3 | Lt | 396 | 245 | 320.5 | 641 | |
| Sea World Dr (97) | 5 | SB | 0530 - 0930 | 1 | 9.5 | 5.3 | 0.30 | 6.3 - 11.3 | 570 - 318 | 2 | Lt | 570 | 318 | 444 | 444 | |
| | | | 1500 - 1900 | 1 | 9.5 | 5.3 | 0.30 | 6.3 - 11.3 | 570 - 318 | 2 | Lt | 570 | 318 | 444 | 444 | |
| Sea World Dr (223) | 5 | NB | 0530 - 0930 | 2 | 8.3 | 4.7 | 0.26 | 7.2 - 12.9 | 996 - 559 | 2 | No | 996 | 559 | 777.5 | 1555 | |
| | | | 1500 - 1900 | 2 | 8.3 | 5.5 | 0.20 | 7.2 - 10.9 | 996 - 660 | 2 | No | 996 | 660 | 828 | 1656 | |
| Old Town Ave (187) | 5 | SB | 1500 - 1900 | 1 | 9.5 | 5.9 | 0.26 | 6.3 - 10.2 | 570 - 352 | 1 | No | 570 | 352 | 461 | 461 | |
| Old Town Ave (188) | 5 | NB | 0530 - 0930 | 1 | 9.5 | 5.6 | 0.28 | 6.3 - 10.8 | 570 - 335 | 2 | No | 570 | 335 | 452.5 | 905 | |
| | | | 1500 - 1900 | 1 | 9.5 | 5.3 | 0.30 | 6.3 - 11.3 | 570 - 318 | 2 | No | 570 | 318 | 444 | 888 | |
| Washington St (184) | 5 | SB | 1500 - 1900 | 1 | 9.5 | 5.9 | 0.26 | 6.3 - 10.2 | 570 - 352 | 2 | No | 570 | 352 | 461 | 922 | |
| Washington St (186) | 5 | NB | 0530 - 0930 | 1 | 9.5 | 5.9 | 0.26 | 6.3 - 10.2 | 570 - 352 | 2 | No | 570 | 352 | 461 | 922 | |
| Hawthorne St (181) | 5 | NB | 0530 - 0930 | 2 | 8.3 | 4.8 | 0.25 | 7.2 - 12.5 | 996 - 576 | 2 | No | 996 | 576 | 786 | 1572 | |
| | | | 1500 - 1900 | 2 | 8.3 | 4.7 | 0.26 | 7.2 - 12.9 | 996 - 559 | 2 | No | 996 | 559 | 777.5 | 1555 | |

There are 15 separate rates or steps that depend on the mainlane volumes. The Cycles/min. have a definite rate delta whereas the seconds/cycle from one rate to another can vary from 0.1 - 0.4 sec.

| RTE | DIST | CNTY | POST MILE | L E G DESCRIPTION | VEHICLE AADT TOTAL | TRUCK AADT TOTAL | TRUCK % TOT VEH | TRUCK AADT TOTAL | | | | % TRUCK AADT | | | | EAL 2-WAY (1000) | YEAR VER/ EST |
|-----|------|------|--------------|--|--------------------------|------------------------|-----------------------|------------------|------|-----|------|--------------|------|------|-------|------------------------|---------------------|
| | | | | | | | | By Axle | | | | By Axle | | | | | |
| | | | | | | | | 2 | 3 | 4 | 5+ | 2 | 3 | 4 | 5+ | | |
| 008 | 11 | SD | T.407 | A SAN DIEGO, SUNSET CLIFFS BOULEVARD | 10500 | 105 | 1 | 86 | 8 | 3 | 8 | 82.3 | 7.4 | 2.9 | 7.4 | 7 | 78E |
| 008 | 11 | SD | L2.379 | B JCT RTE 5 LT LANES | 102000 | 1224 | 1.2 | 1038 | 87 | 9 | 91 | 84.8 | 7.1 | .7 | 7.4 | 77 | 78V |
| 008 | 11 | SD | L2.379 | A JCT RTE 5 LT LANES | 129000 | 3612 | 2.8 | 2416 | 520 | 155 | 520 | 66.9 | 14.4 | 4.3 | 14.4 | 335 | 83V |
| 008 | 11 | SD | 2.41 | B SAN DIEGO, JCT. RTE. 163 | 201000 | 5427 | 2.7 | 4200 | 586 | 136 | 505 | 77.4 | 10.8 | 2.5 | 9.3 | 395 | 83E |
| 008 | 11 | SD | 2.41 | A SAN DIEGO, JCT. RTE. 163 | 205000 | 5740 | 2.8 | 4483 | 574 | 138 | 545 | 78.1 | 10 | 2.4 | 9.5 | 418 | 83E |
| 008 | 11 | SD | 4.378 | B SAN DIEGO, JCT. RTE. 805 | 194000 | 6208 | 3.2 | 4662 | 615 | 211 | 720 | 75.1 | 9.9 | 3.4 | 11.6 | 499 | 83E |
| 008 | 11 | SD | 5.638 | B JCT. RTE. 15 | 241000 | 7230 | 3 | 4230 | 918 | 304 | 1779 | 58.5 | 12.7 | 4.2 | 24.6 | 891 | 83V |
| 008 | 11 | SD | 5.638 | A JCT. RTE. 15 | 214000 | 7490 | 3.5 | 4794 | 861 | 337 | 1498 | 64 | 11.5 | 4.5 | 20 | 813 | 84E |
| 008 | 11 | SD | 10.57 | B FLETCHER PARKWAY | 190000 | 7030 | 3.7 | 4204 | 893 | 246 | 1687 | 59.8 | 12.7 | 3.5 | 24 | 847 | 84V |
| 008 | 11 | SD | 10.57 | A FLETCHER PARKWAY | 174000 | 7656 | 4.4 | 4326 | 1179 | 390 | 1761 | 56.5 | 15.4 | 5.1 | 23 | 925 | 78V |
| 008 | 11 | SD | 15.8 | B EL CAJON, JCT. RTE. 67 NORTH | 166000 | 7802 | 4.7 | 4205 | 1022 | 359 | 2216 | 53.9 | 13.1 | 4.6 | 28.4 | 1058 | 78V |
| 008 | 11 | SD | 15.8 | A EL CAJON, JCT. RTE. 67 NORTH | 134000 | 3886 | 2.9 | 2153 | 439 | 136 | 1158 | 55.4 | 11.3 | 3.5 | 29.8 | 535 | 78V |
| 008 | 11 | SD | R18.727 | A GREENFIELD DRIVE | 80000 | 5520 | 6.9 | 2909 | 431 | 132 | 2048 | 52.7 | 7.8 | 2.4 | 37.1 | 867 | 86V |
| 008 | 11 | SD | R37.831 | B JCT. RTE. 79 NORTH, JAPATUL VALLEY ROAD | 24900 | 2988 | 12 | 1174 | 176 | 90 | 1548 | 39.3 | 5.9 | 3 | 51.8 | 605 | 86E |
| 008 | 11 | SD | R37.831 | A JCT. RTE. 79 NORTH, JAPATUL VALLEY ROAD | 19300 | 2625 | 13.6 | 853 | 205 | 76 | 1491 | 32.5 | 7.8 | 2.9 | 56.8 | 574 | 00E |
| 008 | 11 | SD | R51.98 | B CAMERON ROAD | 15700 | 2013 | 12.82 | 843 | 94 | 40 | 1036 | 41.89 | 4.67 | 1.99 | 51.46 | 401 | 09V |

| RTE | DIST | CNTY | POST MILE | L E G DESCRIPTION | VEHICLE AADT TOTAL | TRUCK AADT TOTAL | TRUCK % TOT VEH | TRUCK AADT TOTAL | | | | % TRUCK AADT | | | | EAL 2-WAY (1000) | YEAR VER/ EST |
|-----|------|------|--------------|---|--------------------------|------------------------|-----------------------|------------------|------|-----|------|--------------|------|-----|------|------------------------|---------------------|
| | | | | | | | | 2 | 3 | 4 | 5+ | 2 | 3 | 4 | 5+ | | |
| 005 | 11 | SD | R.09 | A SAN DIEGO, MEXICAN BORDER, TIE OFF | 74000 | 1628 | 2.2 | 1014 | 62 | 46 | 506 | 62.3 | 3.8 | 2.8 | 31.1 | 223 | 83E |
| 005 | 11 | SD | R.878 | A SOUTH JCT. RTE. 805 | 40000 | 1520 | 3.8 | 800 | 195 | 15 | 511 | 52.6 | 12.8 | 1 | 33.6 | 224 | 83V |
| 005 | 11 | SD | 4.632 | B JCT. RTE. 75 WEST | 117000 | 4914 | 4.2 | 3155 | 595 | 147 | 1017 | 64.2 | 12.1 | 3 | 20.7 | 538 | 78V |
| 005 | 11 | SD | 4.632 | A JCT. RTE. 75 WEST | 143000 | 5291 | 3.7 | 2974 | 857 | 254 | 1206 | 56.2 | 16.2 | 4.8 | 22.8 | 636 | 83V |
| 005 | 11 | SD | R11.129 | B 8TH STREET | 168000 | 8400 | 5 | 4259 | 1344 | 445 | 2352 | 50.7 | 16 | 5.3 | 28 | 1150 | 85V |
| 005 | 11 | SD | R12.647 | B JCT. RTE. 15 NORTH | 187000 | 9350 | 5 | 4740 | 1496 | 496 | 2618 | 50.7 | 16 | 5.3 | 28 | 1280 | 85E |
| 005 | 11 | SD | R12.647 | A JCT. RTE. 15 NORTH | 152000 | 6232 | 4.1 | 3509 | 897 | 287 | 1539 | 56.3 | 14.4 | 4.6 | 24.7 | 778 | 85V |
| 005 | 11 | SD | R14.077 | B SAN DIEGO, JCT. RTE. 75 SOUTH | 159000 | 6519 | 4.1 | 3670 | 939 | 300 | 1610 | 56.3 | 14.4 | 4.6 | 24.7 | 814 | 85E |
| 005 | 11 | SD | R14.077 | A SAN DIEGO, JCT. RTE. 75 SOUTH | 163000 | 6520 | 4 | 3984 | 782 | 254 | 1500 | 61.1 | 12 | 3.9 | 23 | 766 | 78E |
| 005 | 11 | SD | R15.036 | B SAN DIEGO, JCT. RTE. 94 | 163000 | 6194 | 3.8 | 3785 | 743 | 242 | 1425 | 61.1 | 12 | 3.9 | 23 | 728 | 78V |
| 005 | 11 | SD | R15.036 | A SAN DIEGO, JCT. RTE. 94 | 209000 | 8360 | 4 | 5827 | 920 | 242 | 1371 | 69.7 | 11 | 2.9 | 16.4 | 797 | 87V |
| 005 | 11 | SD | R16.069 | B SAN DIEGO, JCT. RTE. 163 | 209000 | 7733 | 3.7 | 5119 | 773 | 286 | 1554 | 66.2 | 10 | 3.7 | 20.1 | 828 | 78E |
| 005 | 11 | SD | R16.069 | A SAN DIEGO, JCT. RTE. 163 | 200000 | 8200 | 4.1 | 5150 | 730 | 230 | 2091 | 62.8 | 8.9 | 2.8 | 25.5 | 1003 | 85V |
| 005 | 11 | SD | R20.056 | B JCT. RTE. 8/CAMINO DEL RIO | 197000 | 8077 | 4.1 | 5072 | 719 | 226 | 2060 | 62.8 | 8.9 | 2.8 | 25.5 | 988 | 85V |
| 005 | 11 | SD | R20.056 | A JCT. RTE. 8/CAMINO DEL RIO | 198000 | 6732 | 3.4 | 4443 | 673 | 289 | 1326 | 66 | 10 | 4.3 | 19.7 | 717 | 84V |
| 005 | 11 | SD | R23.476 | B SAN DIEGO, BALBOA | 162000 | 7290 | 4.5 | 4811 | 729 | 313 | 1436 | 66 | 10 | 4.3 | 19.7 | 777 | 84E |



Mainline VDS 1111514 - SUNSET CLIFFS BLVD

Current Location Change Log Performance Data Quality Events



Performance > Planning Analysis > AADT

From Sep 2010 To Sep 2011 Max Range: 10 years

DRAW PLOT VIEW TABLE EXPORT TEXT EXPORT to XLS

| Starting Month | Fwy | CA PM | Abs PM | VDS | Name | Type | Arithmetic Mean | ASTM Std 1442 | Conv. AASHTO | Prov. AASHTO | Sum of 24 Annual Avg Hours | Mod. ASTM Std | Mod. Conv. AASHTO | Mod. Prov. AASHTO | % Data Used |
|----------------|------|-------|--------|---------|--------------------|----------|-----------------|---------------|--------------|--------------|----------------------------|---------------|-------------------|-------------------|-------------|
| 09/01/2010 | I8-E | T.68 | 0.27 | 1111514 | SUNSET CLIFFS BLVD | Mainline | 23,292 | 23,244 | | 23,357 | 23,356 | 23,244 | 23,255 | 23,357 | 67.2 |
| 10/01/2010 | I8-E | T.68 | 0.27 | 1111514 | SUNSET CLIFFS BLVD | Mainline | 23,251 | 23,190 | | 23,335 | 23,329 | 23,190 | 23,200 | 23,335 | 68.2 |
| 11/01/2010 | I8-E | T.68 | 0.27 | 1111514 | SUNSET CLIFFS BLVD | Mainline | 23,242 | 23,238 | | 23,349 | 23,342 | 23,238 | 23,247 | 23,349 | 71.2 |
| 12/01/2010 | I8-E | T.68 | 0.27 | 1111514 | SUNSET CLIFFS BLVD | Mainline | 23,170 | 23,207 | | 23,295 | 23,302 | 23,207 | 23,212 | 23,295 | 75.2 |
| 01/01/2011 | I8-E | T.68 | 0.27 | 1111514 | SUNSET CLIFFS BLVD | Mainline | 23,265 | 23,289 | | 23,346 | 23,346 | 23,289 | 23,295 | 23,346 | 74.2 |
| 02/01/2011 | I8-E | T.68 | 0.27 | 1111514 | SUNSET CLIFFS BLVD | Mainline | 23,202 | 23,274 | | 23,343 | 23,346 | 23,274 | 23,281 | 23,343 | 75.2 |
| 03/01/2011 | I8-E | T.68 | 0.27 | 1111514 | SUNSET CLIFFS BLVD | Mainline | 23,212 | 23,290 | | 23,333 | 23,343 | 23,290 | 23,297 | 23,333 | 76.2 |
| 04/01/2011 | I8-E | T.68 | 0.27 | 1111514 | SUNSET CLIFFS BLVD | Mainline | 23,182 | 23,261 | | 23,312 | 23,322 | 23,261 | 23,268 | 23,312 | 76.2 |
| 05/01/2011 | I8-E | T.68 | 0.27 | 1111514 | SUNSET CLIFFS BLVD | Mainline | 23,144 | 23,262 | | 23,301 | 23,315 | 23,262 | 23,269 | 23,301 | 76.2 |
| 06/01/2011 | I8-E | T.68 | 0.27 | 1111514 | SUNSET CLIFFS BLVD | Mainline | 23,211 | 23,285 | | 23,343 | 23,384 | 23,285 | 23,292 | 23,343 | 79.2 |
| 07/01/2011 | I8-E | T.68 | 0.27 | 1111514 | SUNSET CLIFFS BLVD | Mainline | 23,188 | 23,266 | | 23,343 | 23,380 | 23,266 | 23,273 | 23,343 | 78.2 |
| 08/01/2011 | I8-E | T.68 | 0.27 | 1111514 | SUNSET CLIFFS BLVD | Mainline | 23,073 | 23,218 | | 23,312 | 23,349 | 23,218 | 22,994 | 23,312 | 73.2 |

Map data ©2012 Google

I8-E @ CA PM T.68 (Abs PM 0.3) District 11, San Diego County, City of San Diego

Station Details

Aliases MS ID 219
 LDS 1111453
 Owner Caltrans
 Assoc. Traffic Census Station 119510
 Speeds Estimated
 Max Cap. 60.0 Veh/Min (12/01/2010)
 Vehicle Classification N/A

Lane Detection

| Lane | Slot | Sensor Tech | Type |
|------|------|-------------|----------|
| 1 | 1 | Dual Loop | Mainline |
| 2 | 2 | Dual Loop | Mainline |

Diagnostics

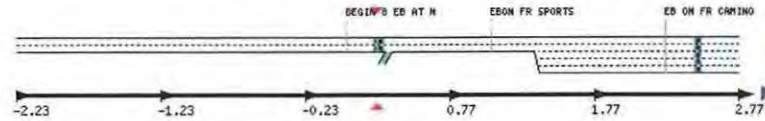
Threshold Set Urban_D11
 Flow = 0, Occ > 0 (Intermittent) 2%
 High Flow Threshold 20
 High Occ Threshold .7
 High Occupancy (High Val) 20%
 Occ = 0; Flow > 0 (Intermittent) 50%
 Repeat Occupancy (Constant) 50
 Occupancy = 0 (Card Off) 59%

Quick Links

View another VDS

Tools

Holidays
 Data Clearinghouse
 PeMS Forum (External Site)



Related Planning Analysis Reports: AADT • MADT • Demand Spreading • Congestion Spreading • Lane Utilization

Used for D Factor

23,300

$$23,300 + 2,700 = 26,000$$

(EB) (WB)



Mainline VDS 1111515 - SUNSET CLIFFS BLVD

Current Location Change Log Performance Data Quality Events



Map data ©2012 Google

Maps: Real-Time | Performance | Inventory
 I8-W @ CA PM T.54 (Abs PM 0.1)
 District 11, San Diego County, City of San Diego

Station Details

Aliases MS ID 219
 LDS 1111453
 Owner Caltrans
 Assoc. Traffic Census Station 119510
 Speeds Estimated
 Max Cap. 40.2 Veh/Min (12/01/2010)
 Vehicle Classification N/A

Lane Detection

| Lane Slot | Sensor Tech | Type |
|-----------|-------------|----------|
| 1 | Dual Loop | Mainline |
| 2 | Dual Loop | Mainline |

Diagnostics

Threshold Set Urban_D11
 Flow = 0, Occ > 0 (Intermittent) 2%
 High Flow Threshold 20
 High Occ Threshold .7
 High Occupancy (High Val) 20%
 Occ = 0; Flow > 0 (Intermittent) 50%
 Repeat Occupancy (Constant) 50
 Occupancy = 0 (Card Off) 59%

Quick Links

View another VDS

Tools

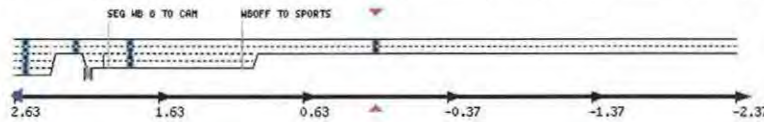
Holidays
 Data Cleaninghouse
 PeMS Forum (External Site)

Performance > Planning Analysis > AADT

From Sep 2010 To Sep 2011
 Max Range: 10 years

DRAW PLOT VIEW TABLE EXPORT TEXT EXPORT TO XLS

| Starting Month | Fwy | CA PM | Abs PM | VDS | Name | Type | Arithmetic Mean | ASTM Std 1442 | Conv. AASHTO | Prov. AASHTO | Sum of 24 Annual Avg Hours | Mod. ASTM Std | Mod. Conv. AASHTO | Mod. Prov. AASHTO | % Data Used |
|----------------|------|-------|--------|---------|--------------------|----------|-----------------|---------------|--------------|--------------|----------------------------|---------------|-------------------|-------------------|-------------|
| 09/01/2010 | I8-W | T.54 | 0.13 | 1111515 | SUNSET CLIFFS BLVD | Mainline | 21,684 | 21,626 | | 21,708 | 21,722 | 21,626 | 21,630 | 21,708 | 652,C |
| 10/01/2010 | I8-W | T.54 | 0.13 | 1111515 | SUNSET CLIFFS BLVD | Mainline | 21,627 | 21,547 | | 21,675 | 21,686 | 21,547 | 21,550 | 21,675 | 672,C |
| 11/01/2010 | I8-W | T.54 | 0.13 | 1111515 | SUNSET CLIFFS BLVD | Mainline | 21,616 | 21,598 | | 21,686 | 21,694 | 21,598 | 21,601 | 21,686 | 702,C |
| 12/01/2010 | I8-W | T.54 | 0.13 | 1111515 | SUNSET CLIFFS BLVD | Mainline | 21,535 | 21,566 | | 21,637 | 21,654 | 21,566 | 21,566 | 21,637 | 742,C |
| 01/01/2011 | I8-W | T.54 | 0.13 | 1111515 | SUNSET CLIFFS BLVD | Mainline | 21,637 | 21,649 | | 21,685 | 21,701 | 21,649 | 21,651 | 21,685 | 732,C |
| 02/01/2011 | I8-W | T.54 | 0.13 | 1111515 | SUNSET CLIFFS BLVD | Mainline | 21,576 | 21,631 | | 21,682 | 21,697 | 21,631 | 21,633 | 21,682 | 742,C |
| 03/01/2011 | I8-W | T.54 | 0.13 | 1111515 | SUNSET CLIFFS BLVD | Mainline | 21,594 | 21,658 | | 21,685 | 21,703 | 21,658 | 21,660 | 21,685 | 762,C |
| 04/01/2011 | I8-W | T.54 | 0.13 | 1111515 | SUNSET CLIFFS BLVD | Mainline | 21,557 | 21,624 | | 21,658 | 21,678 | 21,624 | 21,626 | 21,658 | 752,C |
| 05/01/2011 | I8-W | T.54 | 0.13 | 1111515 | SUNSET CLIFFS BLVD | Mainline | 21,505 | 21,606 | | 21,633 | 21,653 | 21,606 | 21,607 | 21,633 | 752,C |
| 06/01/2011 | I8-W | T.54 | 0.13 | 1111515 | SUNSET CLIFFS BLVD | Mainline | 21,551 | 21,610 | | 21,649 | 21,691 | 21,610 | 21,611 | 21,649 | 782,C |
| 07/01/2011 | I8-W | T.54 | 0.13 | 1111515 | SUNSET CLIFFS BLVD | Mainline | 21,516 | 21,589 | | 21,646 | 21,682 | 21,589 | 21,589 | 21,646 | 772,C |
| 08/01/2011 | I8-W | T.54 | 0.13 | 1111515 | SUNSET CLIFFS BLVD | Mainline | 21,391 | 21,548 | | 21,621 | 21,647 | 21,548 | 21,358 | 21,621 | 722,C |



Related Planning Analysis Reports: AADT • MADT • Demand Spreading • Congestion Spreading • Lane Utilization



Mainline VDS 1115528 - E/O MORENA BLVD

Current Location Change Log Performance Data Quality Events

Performance > Planning Analysis > AADT

From Sep 2010
Max Range: 10 years

To Sep 2011

DRAW PLOT VIEW TABLE EXPORT TEXT EXPORT TO XLS



Maps: Real-Time | Performance | Inventory

18-W @ CA PM R.589 (Abs PM 2.5)
District 11, San Diego County, City of San Diego

Station Details
 Aliases: MS ID 10308
 LDS: 1115522
 Owner: Caltrans
 Assoc. Traffic Census Station: None
 Speeds: Estimated
 Max Cap.: 134.4 Veh/Min (12/01/2010)
 Vehicle Classification: N/A

Lane Detection

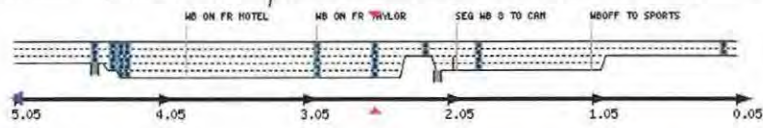
| Lane | Slot | Sensor Tech | Type |
|------|------|-------------|----------|
| 1 | 1 | Dual Loop | Mainline |
| 2 | 2 | Dual Loop | Mainline |
| 3 | 3 | Dual Loop | Mainline |
| 4 | 4 | Dual Loop | Mainline |
| 5 | 5 | Dual Loop | Mainline |

Diagnostics
 Threshold Set: Urban_D11
 Flow = 0, Occ > 0 (Intermittent): 2%
 High Flow Threshold: 20
 High Occ Threshold: .7
 High Occupancy (High Val): 20%
 Occ = 0, Flow > 0 (Intermittent): 50%
 Repeat Occupancy (Constant): 50
 Occupancy = 0 (Card Off): 59%

Quick Links
 View another VDS

Tools
 Holidays
 Data Clearinghouse
 PeMS Forum (External Site)

| Starting Month | Fwy | CA PM | Abs PM | VDS Name | Type | Arithmetic Mean | ASTM Std 1442 | Conv. AASHTO | Prov. AASHTO | Sum of 24 Annual Avg Hours | Mod. ASTM Std | Mod. Conv. AASHTO | Mod. Prov. AASHTO | % Data Used |
|----------------|------|-------|--------|-------------------------|----------|-----------------|---------------|--------------|--------------|----------------------------|---------------|-------------------|-------------------|-------------|
| 09/01/2010 | 18-W | R.589 | 2.55 | 1115528 E/O MORENA BLVD | Mainline | 85,314 | 84,891 | | 85,180 | 85,215 | 84,891 | 84,899 | 85,180 | 68% |
| 10/01/2010 | 18-W | R.589 | 2.55 | 1115528 E/O MORENA BLVD | Mainline | 85,083 | 84,566 | | 85,019 | 85,059 | 84,566 | 84,567 | 85,019 | 69% |
| 11/01/2010 | 18-W | R.589 | 2.55 | 1115528 E/O MORENA BLVD | Mainline | 84,957 | 84,644 | | 84,970 | 84,986 | 84,644 | 84,643 | 84,970 | 72% |
| 12/01/2010 | 18-W | R.589 | 2.55 | 1115528 E/O MORENA BLVD | Mainline | 84,605 | 84,457 | | 84,760 | 84,820 | 84,457 | 84,439 | 84,760 | 76% |
| 01/01/2011 | 18-W | R.589 | 2.55 | 1115528 E/O MORENA BLVD | Mainline | 84,819 | 84,729 | | 84,830 | 84,875 | 84,729 | 84,712 | 84,830 | 77% |
| 02/01/2011 | 18-W | R.589 | 2.55 | 1115528 E/O MORENA BLVD | Mainline | 84,468 | 84,564 | | 84,723 | 84,761 | 84,564 | 84,547 | 84,723 | 78% |
| 03/01/2011 | 18-W | R.589 | 2.55 | 1115528 E/O MORENA BLVD | Mainline | 84,364 | 84,581 | | 84,710 | 84,748 | 84,581 | 84,564 | 84,710 | 80% |
| 04/01/2011 | 18-W | R.589 | 2.55 | 1115528 E/O MORENA BLVD | Mainline | 84,178 | 84,392 | | 84,544 | 84,629 | 84,392 | 84,372 | 84,544 | 79% |
| 05/01/2011 | 18-W | R.589 | 2.55 | 1115528 E/O MORENA BLVD | Mainline | 84,035 | 84,357 | | 84,470 | 84,526 | 84,357 | 84,336 | 84,470 | 79% |
| 06/01/2011 | 18-W | R.589 | 2.55 | 1115528 E/O MORENA BLVD | Mainline | 84,277 | 84,502 | | 84,584 | 84,727 | 84,502 | 84,481 | 84,584 | 80% |
| 07/01/2011 | 18-W | R.589 | 2.55 | 1115528 E/O MORENA BLVD | Mainline | 84,234 | 84,471 | | 84,647 | 84,795 | 84,471 | 84,448 | 84,647 | 79% |
| 08/01/2011 | 18-W | R.589 | 2.55 | 1115528 E/O MORENA BLVD | Mainline | 83,631 | 84,381 | | 84,609 | 84,681 | 84,381 | 83,667 | 84,609 | 74% |



Go Related Planning Analysis Reports: AADT • MADT • Demand Spreading • Congestion Spreading • Lane Utilization

$$\frac{85,000}{85,000 + 92,000} = .48$$

(WB) (EB)



Mainline VDS 1115356 - EB 8 E/O Morena

Current Location



Change Log Performance Data Quality Events

Performance > Planning Analysis > AADT

From Sep 2010

To Sep 2011

DRAW PLOT VIEW TABLE EXPORT TEXT EXPORT to ALL

| Starting Month | Fwy | CA PM | Abs PM | VDS | Name | Type | Arithmetic Mean | ASTM Std 1442 | Conv. AASHTO | Prov. AASHTO | Sum of 24 Annual Avg Hours | Mod. ASTM Std | Mod. Conv. AASHTO | Mod. Prov. AASHTO | % Data Used |
|----------------|------|-------|--------|---------|-----------------|----------|-----------------|---------------|--------------|--------------|----------------------------|---------------|-------------------|-------------------|-------------|
| 09/01/2010 | I8-E | R.535 | 2.49 | 1115356 | EB 8 E/O Morena | Mainline | 92,802 | | | | 92,959 | | | | 45.8,2% |
| 10/01/2010 | I8-E | R.535 | 2.49 | 1115356 | EB 8 E/O Morena | Mainline | 92,534 | | | | 92,425 | | | | 41.8,2% |
| 11/01/2010 | I8-E | R.535 | 2.49 | 1115356 | EB 8 E/O Morena | Mainline | 92,534 | | | | 92,425 | | | | 41.8,2% |
| 12/01/2010 | I8-E | R.535 | 2.49 | 1115356 | EB 8 E/O Morena | Mainline | 93,070 | | | | 92,984 | | | | 39.8,2% |
| 01/01/2011 | I8-E | R.535 | 2.49 | 1115356 | EB 8 E/O Morena | Mainline | 94,431 | | | | 94,074 | | | | 33.8,2% |
| 02/01/2011 | I8-E | R.535 | 2.49 | 1115356 | EB 8 E/O Morena | Mainline | 95,379 | | | | 95,149 | | | | 28.8,1% |
| 03/01/2011 | I8-E | R.535 | 2.49 | 1115356 | EB 8 E/O Morena | Mainline | 96,142 | | | | 95,919 | | | | 22.8,1% |
| 04/01/2011 | I8-E | R.535 | 2.49 | 1115356 | EB 8 E/O Morena | Mainline | 95,987 | | | | 95,888 | | | | 15.8,0% |
| 05/01/2011 | I8-E | R.535 | 2.49 | 1115356 | EB 8 E/O Morena | Mainline | 95,805 | | | | 95,761 | | | | 8.7,9% |
| 06/01/2011 | I8-E | R.535 | 2.49 | 1115356 | EB 8 E/O Morena | Mainline | 98,871 | | | | 97,707 | | | | 2.7,1% |

Maps: Real-Time | Performance | Inventory

I8-E @ CA PM R.535 (Abs PM 2.5)
District 11, San Diego County, City of San Diego

Station Details

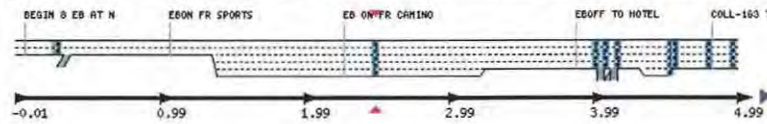
Aliases MS ID 10307
LDS 1115357
Owner Caltrans
Assoc. Traffic Census Station None
Speeds Estimated
Max Cap. 150.6 Veh/Min (12/01/2010)
Vehicle Classification N/A

Lane Detection

| Lane | Slot | Sensor Tech | Type |
|------|------|-------------|----------|
| 1 | 1 | Dual Loop | Mainline |
| 2 | 2 | Dual Loop | Mainline |
| 3 | 3 | Dual Loop | Mainline |
| 4 | 4 | Dual Loop | Mainline |
| 5 | 5 | Dual Loop | Mainline |

Diagnostics

Threshold Set Urban_D11
Flow = 0; Occ > 0 (Intermittent) 2%
High Flow Threshold 20
High Occ Threshold .7
High Occupancy (High Val) 20%
Occ = 0; Flow > 0 (Intermittent) 50%
Repeat Occupancy (Constant) 50
Occupancy = 0 (Card Off) 59%



Related Planning Analysis Reports: AADT • MADT • Demand Spreading • Congestion Spreading • Lane Utilization

Quick Links

View another VDS (Go)

Tools

Holidays
Data Clearinghouse
PeMS Forum (External Site)



Mainline VDS 1108457 - SEA WORLD DR

Current Location Change Log Performance Data Quality Events



Performance > Planning Analysis > AADT

From Sep 2010 To Sep 2011 Max Range: 10 years

DRAW PLOT VIEW TABLE EXPORT TEXT EXPORT TO XLS

| Starting Month | Fwy | CA PM | Abs PM | VDS Name | Type | Arithmetic Mean | ASTM Std 1442 | Conv. AASHTO | Prov. AASHTO | Sum of 24 Annual Avg Hours | Mod. ASTM Std | Mod. Conv. AASHTO | Mod. Prov. AASHTO | % Dat Use |
|----------------|------|---------|--------|----------------------|----------|-----------------|---------------|--------------|--------------|----------------------------|---------------|-------------------|-------------------|-----------|
| 09/01/2010 | I5-S | R20.701 | 20.59 | 1108457 SEA WORLD DR | Mainline | 88,407 | 90,808 | | 89,922 | 89,853 | 90,808 | | 89,922 | 3 |
| 10/01/2010 | I5-S | R20.701 | 20.59 | 1108457 SEA WORLD DR | Mainline | 88,017 | 90,111 | | 89,788 | 89,630 | 90,111 | | 89,788 | 3 |
| 11/01/2010 | I5-S | R20.701 | 20.59 | 1108457 SEA WORLD DR | Mainline | 87,990 | 89,582 | | 88,612 | 89,628 | 89,582 | | 88,612 | 3 |
| 12/01/2010 | I5-S | R20.701 | 20.59 | 1108457 SEA WORLD DR | Mainline | 88,517 | 88,234 | | | 89,867 | 88,234 | | 86,475 | 2 |
| 01/01/2011 | I5-S | R20.701 | 20.59 | 1108457 SEA WORLD DR | Mainline | 90,253 | 89,079 | | | 90,438 | 89,079 | | 86,658 | 2 |
| 02/01/2011 | I5-S | R20.701 | 20.59 | 1108457 SEA WORLD DR | Mainline | 91,388 | | | | 91,039 | 89,267 | | 81,735 | 1 |
| 03/01/2011 | I5-S | R20.701 | 20.59 | 1108457 SEA WORLD DR | Mainline | 90,567 | | | | 91,403 | | | | 1 |
| 04/01/2011 | I5-S | R20.701 | 20.59 | 1108457 SEA WORLD DR | Mainline | 90,971 | | | | 91,538 | | | | 1 |
| 05/01/2011 | I5-S | R20.701 | 20.59 | 1108457 SEA WORLD DR | Mainline | 92,395 | | | | 91,660 | | | | |
| 06/01/2011 | I5-S | R20.701 | 20.59 | 1108457 SEA WORLD DR | Mainline | 92,053 | | | | 92,054 | | | | |
| 07/01/2011 | I5-S | R20.701 | 20.59 | 1108457 SEA WORLD DR | Mainline | 91,811 | | | | 91,310 | | | | |
| 08/01/2011 | I5-S | R20.701 | 20.59 | 1108457 SEA WORLD DR | Mainline | 87,847 | | | | 90,103 | | | | |

Maps: Real-Time | Performance | Inventory
 I5-S @ CA PM R20.719 (Abs PM 20.6)
 District 11, San Diego County, City of San Diego

Station Details

Aliases MS ID 97
 LDS 1108113
 Owner Caltrans
 Assoc. Traffic Census Station None
 Speeds Estimated
 Max Cap. 148.2 Veh/Min (12/01/2010)
 Vehicle Classification N/A

Lane Detection

| Lane | Slot | Sensor Tech | Type |
|------|------|-------------|----------|
| 1 | 1 | Dual Loop | Mainline |
| 2 | 2 | Dual Loop | Mainline |
| 3 | 3 | Dual Loop | Mainline |
| 4 | 4 | Dual Loop | Mainline |
| 5 | 5 | Dual Loop | Mainline |

Diagnostics

Threshold Set Urban_D11
 Flow = 0, Occ > 0 (Intermittent) 2%
 High Flow Threshold 20
 High Occ Threshold .7
 High Occupancy (High Val) 20%
 Occ = 0; Flow > 0 (Intermittent) 50%
 Repeat Occupancy (Constant) 50
 Occupancy = 0 (Card Off) 59%

Quick Links

View another VDS

Go Related Planning Analysis Reports: AADT • MADT • Demand Spreading • Congestion Spreading • Lane Utilization

Tools

Holidays
 Data Clearinghouse
 PeMS Forum (External Site)

$$\begin{aligned}
 & \frac{88,000}{88,000 + 97,000} = .48 \\
 & \text{(SB)} \quad \text{(NB)}
 \end{aligned}$$



Mainline VDS 1118496 - 5 NB S/O Sea World

Current Location Change Log Performance Data Quality Events

Performance > Planning Analysis > AADT

ABOUT THIS REPORT

From Sep 2010 Max Range: 10 years

To Sep 2011

DRAW PLOT VIEW TABLE EXPORT TEXT EXPORT TO XLS



15-N @ CA PM R20.7 (Abs PM 20.6)
District 11, San Diego County, City of San Diego

Station Details
Aliases: MS ID 16202
LDS: 1118490
Owner: Caltrans
Assoc. Traffic Census Station: None
Speeds: Estimated
Max Cap.: 159.6 Veh/Min (12/01/2010)
Vehicle Classification: N/A

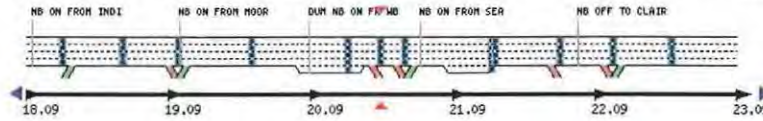
| Lane | Slot | Sensor Tech | Type |
|------|------|-------------|----------|
| 1 | 1 | ISS RTMS | Mainline |
| 2 | 2 | ISS RTMS | Mainline |
| 3 | 3 | ISS RTMS | Mainline |
| 4 | 4 | ISS RTMS | Mainline |

Diagnostics
Threshold Set: Urban_D11
Flow = 0, Occ > 0 (Intermittent) 2%
High Flow Threshold 20
High Occ Threshold .7
High Occupancy (High Val) 20%
Occ = 0; Flow > 0 (Intermittent) 50%
Repeat Occupancy (Constant) 50
Occupancy = 0 (Card Off) 59%

Quick Links
View another VDS (Go)

Tools
Holidays
Data Clearinghouse
PeMS Forum (External Site)

| Starting Month | Fwy | CA PM | Abs PM | VDS | Name | Type | Arithmetic Mean | ASTM Std 1442 | Conv. AASHTO | Prov. AASHTO | Sum of 24 Annual Avg Hours | Mod. ASTM Std | Mod. Conv. AASHTO | Mod. Prov. AASHTO | % Data Used |
|----------------|------|-------|--------|---------|--------------------|----------|-----------------|---------------|--------------|--------------|----------------------------|---------------|-------------------|-------------------|-------------|
| 09/01/2010 | I5-N | R20.7 | 20.59 | 1118496 | 5 NB S/O Sea World | Mainline | 97,464 | 97,291 | | 97,753 | 97,684 | 97,291 | 97,355 | 97,753 | 67.8 |
| 10/01/2010 | I5-N | R20.7 | 20.59 | 1118496 | 5 NB S/O Sea World | Mainline | 97,301 | 97,106 | | 97,606 | 97,542 | 97,106 | 97,167 | 97,606 | 68.8 |
| 11/01/2010 | I5-N | R20.7 | 20.59 | 1118496 | 5 NB S/O Sea World | Mainline | 97,304 | 97,277 | | 97,735 | 97,653 | 97,277 | 97,338 | 97,735 | 71.8 |
| 12/01/2010 | I5-N | R20.7 | 20.59 | 1118496 | 5 NB S/O Sea World | Mainline | 97,174 | 97,282 | | 97,589 | 97,553 | 97,282 | 97,330 | 97,589 | 75.8 |
| 01/01/2011 | I5-N | R20.7 | 20.59 | 1118496 | 5 NB S/O Sea World | Mainline | 97,496 | 97,618 | | 97,746 | 97,678 | 97,618 | 97,669 | 97,746 | 76.8 |
| 02/01/2011 | I5-N | R20.7 | 20.59 | 1118496 | 5 NB S/O Sea World | Mainline | 97,218 | 97,533 | | 97,692 | 97,637 | 97,533 | 97,585 | 97,692 | 77.8 |
| 03/01/2011 | I5-N | R20.7 | 20.59 | 1118496 | 5 NB S/O Sea World | Mainline | 97,134 | 97,553 | | 97,694 | 97,657 | 97,553 | 97,603 | 97,694 | 79.8 |
| 04/01/2011 | I5-N | R20.7 | 20.59 | 1118496 | 5 NB S/O Sea World | Mainline | 97,079 | 97,521 | | 97,661 | 97,638 | 97,521 | 97,573 | 97,661 | 78.8 |
| 05/01/2011 | I5-N | R20.7 | 20.59 | 1118496 | 5 NB S/O Sea World | Mainline | 97,086 | 97,619 | | 97,729 | 97,696 | 97,619 | 97,673 | 97,729 | 78.8 |
| 06/01/2011 | I5-N | R20.7 | 20.59 | 1118496 | 5 NB S/O Sea World | Mainline | 97,218 | 97,621 | | 97,812 | 97,873 | 97,621 | 97,674 | 97,812 | 79.8 |
| 07/01/2011 | I5-N | R20.7 | 20.59 | 1118496 | 5 NB S/O Sea World | Mainline | 97,115 | 97,517 | | 97,782 | 97,821 | 97,517 | 97,569 | 97,782 | 78.8 |
| 08/01/2011 | I5-N | R20.7 | 20.59 | 1118496 | 5 NB S/O Sea World | Mainline | 96,570 | 97,463 | | 97,751 | 97,682 | 97,463 | 96,393 | 97,751 | 73.8 |



Related Planning Analysis Reports: AADT • MADT • Demand Spreading • Congestion Spreading • Lane Utilization



Mainline VDS 1115355 - SB 5 S/O 8

Current Location



Change Log Performance Data Quality Events

Performance > Planning Analysis > AADT

From Sep 2010 To Sep 2011 Max Range: 10 years

DRY PLOT VIEW TABLE EXPORT TEXT EXPORT TO XLS

| Starting Month | Fwy | CA PM | Abs PM | VDS Name | Type | Arithmetic Mean | ASTM Std 1442 | Conv. AASHTO | Prov. AASHTO | Sum of 24 Annual Avg Hours | Mod. ASTM Std | Mod. Conv. AASHTO | Mod. Prov. AASHTO | % Data Used |
|----------------|------|---------|--------|--------------------|----------|-----------------|---------------|--------------|--------------|----------------------------|---------------|-------------------|-------------------|-------------|
| 09/01/2010 | I5-S | R19.784 | 19.68 | 1115355 SB 5 S/O 8 | Mainline | 99,377 | 98,871 | | 99,305 | 99,501 | 98,871 | 98,912 | 99,305 | 63 |
| 10/01/2010 | I5-S | R19.784 | 19.68 | 1115355 SB 5 S/O 8 | Mainline | 99,035 | 98,563 | | 99,132 | 99,345 | 98,563 | 98,601 | 99,132 | 64 |
| 11/01/2010 | I5-S | R19.784 | 19.68 | 1115355 SB 5 S/O 8 | Mainline | 99,002 | 98,719 | | 99,174 | 99,354 | 98,719 | 98,756 | 99,174 | 67 |
| 12/01/2010 | I5-S | R19.784 | 19.68 | 1115355 SB 5 S/O 8 | Mainline | 98,709 | 98,645 | | 98,988 | 99,215 | 98,645 | 98,666 | 98,988 | 70 |
| 01/01/2011 | I5-S | R19.784 | 19.68 | 1115355 SB 5 S/O 8 | Mainline | 98,723 | 98,892 | | 99,035 | 99,155 | 98,892 | 98,916 | 99,035 | 73 |
| 02/01/2011 | I5-S | R19.784 | 19.68 | 1115355 SB 5 S/O 8 | Mainline | 98,093 | 98,626 | | 98,807 | 98,817 | 98,626 | 98,648 | 98,807 | 75 |
| 03/01/2011 | I5-S | R19.784 | 19.68 | 1115355 SB 5 S/O 8 | Mainline | 97,842 | 98,594 | | 98,805 | 98,822 | 98,594 | 98,614 | 98,805 | 77 |
| 04/01/2011 | I5-S | R19.784 | 19.68 | 1115355 SB 5 S/O 8 | Mainline | 97,975 | 98,466 | | 98,733 | 98,819 | 98,466 | 98,487 | 98,733 | 76 |
| 05/01/2011 | I5-S | R19.784 | 19.68 | 1115355 SB 5 S/O 8 | Mainline | 97,980 | 98,523 | | 98,700 | 98,748 | 98,523 | 98,545 | 98,700 | 76 |
| 06/01/2011 | I5-S | R19.784 | 19.68 | 1115355 SB 5 S/O 8 | Mainline | 98,259 | 98,667 | | 98,831 | 99,000 | 98,667 | 98,689 | 98,831 | 77 |
| 07/01/2011 | I5-S | R19.784 | 19.68 | 1115355 SB 5 S/O 8 | Mainline | 98,137 | 98,572 | | 98,858 | 99,033 | 98,572 | 98,591 | 98,858 | 76 |
| 08/01/2011 | I5-S | R19.784 | 19.68 | 1115355 SB 5 S/O 8 | Mainline | 97,278 | 98,480 | | 98,805 | 98,893 | 98,480 | 97,276 | 98,805 | 71 |

Maps: Real-Time | Performance | Inventory
 I5-S @ CA PM 19.784 (Abs PM 19.7)
 District 11, San Diego County, City of San Diego

Station Details

Aliases MS ID 10304
 LDS 1115349
 Owner Caltrans
 Assoc. Traffic Census Station 118000
 Speeds Estimated
 Max Cap. 157.2 Veh/Min (12/01/2010)
 Vehicle Classification N/A

Lane Detection

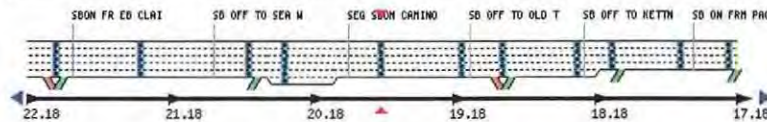
| Lane | Slot | Sensor Tech | Type |
|------|------|-------------|----------|
| 1 | 1 | Dual Loop | Mainline |
| 2 | 2 | Dual Loop | Mainline |
| 3 | 3 | Dual Loop | Mainline |
| 4 | 4 | Dual Loop | Mainline |
| 5 | 5 | Dual Loop | Mainline |

Diagnostics

Threshold Set Urban_D11
 Flow = 0, Occ > 0 (Intermittent) 2%
 High Flow Threshold 20
 High Occ Threshold .7
 High Occupancy (High Val) 20%
 Occ = 0, Flow > 0 (Intermittent) 50%
 Repeat Occupancy (Constant) 50
 Occupancy = 0 (Card Off) 59%

Quick Links

View another VDS [Go]
 Tools
 Holidays
 Data Cleaninghouse
 PeMS Forum (External Site)



Related Planning Analysis Reports: AADT • MADT • Demand Spreading • Congestion Spreading • Lane Utilization

$$\begin{array}{r}
 99,000 \\
 \hline
 99,000 + 64,700 = 163,700 \\
 \text{(SB)} \quad \quad \quad \text{(NB)}
 \end{array}$$



Mainline VDS 1115269 - NB 5 @ I-8

Current Location Change Log Performance Data Quality Events



Maps: Real-Time | Performance | Inventory

I5-N @ CA PM R19.784 (Abs PM 19.7)
District 11, San Diego County, City of San Diego

Station Details

Aliases MS ID 10303
LDS 1115262
Owner Caltrans
Assoc. Traffic Census Station 118000
Speeds Estimated
Max Cap. 111.6 Veh/Min (12/01/2010)
Vehicle Classification N/A

Lane Detection

| Lane | Slot | Sensor Tech | Type |
|------|------|-------------|----------|
| 1 | 1 | Dual Loop | Mainline |
| 2 | 2 | Dual Loop | Mainline |
| 3 | 3 | Dual Loop | Mainline |
| 4 | 4 | Dual Loop | Mainline |

Diagnostics

Threshold Set Urban_D11
Flow = 0, Occ > 0 (Intermittent) 2%
High Flow Threshold 20
High Occ Threshold .7
High Occupancy (High Val) 20%
Occ = 0; Flow > 0 (Intermittent) 50%
Repeat Occupancy (Constant) 50
Occupancy = 0 (Card Off) 59%

Quick Links

View another VDS

Go

Tools

- Holidays
- Data Clearinghouse
- PeMS Forum (External Site)

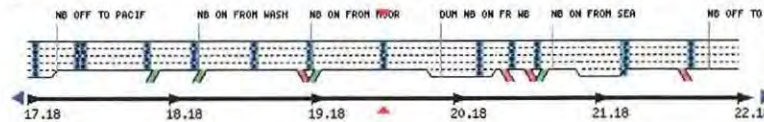
Performance > Planning Analysis > AADT

ABOUT THIS REPORT

From Sep 2010 To Sep 2011
Max Range: 10 years

DRAW PLOT VIEW TABLE EXPORT TEXT EXPORT TO XLS

| Starting Month | Fwy | CA PM | Abs PM | VDS | Name | Type | Arithmetic Mean | ASTM Std 1442 | Conv. AASHTO | Prov. AASHTO | Sum of 24 Annual Avg Hours | Mod. ASTM Std | Mod. Conv. AASHTO | Mod. Prov. AASHTO | % Data Used |
|----------------|------|-------|--------|-------|---------|------------|-----------------|---------------|--------------|--------------|----------------------------|---------------|-------------------|-------------------|-------------|
| 09/01/2010 | I5-N | R | 19.784 | 19.68 | 1115269 | NB 5 @ I-8 | Mainline | 64,282 | | | 64,658 | | | | 50% |
| 10/01/2010 | I5-N | R | 19.784 | 19.68 | 1115269 | NB 5 @ I-8 | Mainline | 64,182 | | | 64,373 | | | | 46% |
| 11/01/2010 | I5-N | R | 19.784 | 19.68 | 1115269 | NB 5 @ I-8 | Mainline | 64,245 | | | 64,467 | | | | 42% |
| 12/01/2010 | I5-N | R | 19.784 | 19.68 | 1115269 | NB 5 @ I-8 | Mainline | 64,053 | | | 64,370 | | | | 43% |
| 01/01/2011 | I5-N | R | 19.784 | 19.68 | 1115269 | NB 5 @ I-8 | Mainline | 64,160 | | | 64,347 | | | | 45% |
| 02/01/2011 | I5-N | R | 19.784 | 19.68 | 1115269 | NB 5 @ I-8 | Mainline | 63,760 | | | 64,156 | | | | 48% |
| 03/01/2011 | I5-N | R | 19.784 | 19.68 | 1115269 | NB 5 @ I-8 | Mainline | 63,710 | | | 64,228 | | | | 50% |
| 04/01/2011 | I5-N | R | 19.784 | 19.68 | 1115269 | NB 5 @ I-8 | Mainline | 63,727 | | | 64,238 | | | | 49% |
| 05/01/2011 | I5-N | R | 19.784 | 19.68 | 1115269 | NB 5 @ I-8 | Mainline | 63,742 | | | 64,273 | | | | 48% |
| 06/01/2011 | I5-N | R | 19.784 | 19.68 | 1115269 | NB 5 @ I-8 | Mainline | 64,135 | | | 64,575 | | | | 50% |
| 07/01/2011 | I5-N | R | 19.784 | 19.68 | 1115269 | NB 5 @ I-8 | Mainline | 64,355 | | | 64,892 | | | | 51% |
| 08/01/2011 | I5-N | R | 19.784 | 19.68 | 1115269 | NB 5 @ I-8 | Mainline | 64,704 | | | 65,656 | | | | 54% |



Related Planning Analysis Reports: AADT • MADT • Demand Spreading • Congestion Spreading • Lane Utilization



Mainline VDS 1108615 - OLD TOWN AVE

Current Location Change Log Performance Data Quality Events



Performance > Planning Analysis > AADT

From Sep 2010 To Sep 2011 Max Range: 10 years

DRAW PLOT VIEW TABLE EXPORT TEXT EXPORT to XLS

| Starting Month | Fwy | CA PM | Abs PM | VDS | Name | Type | Arithmetic Mean | ASTM Std 1442 | Conv. AASHTO | Prov. AASHTO | Sum of 24 Annual Avg Hours | Mod. ASTM Std | Mod. Conv. AASHTO | Mod. Prov. AASHTO | % Data Used |
|----------------|------|---------|--------|---------|--------------|----------|-----------------|---------------|--------------|--------------|----------------------------|---------------|-------------------|-------------------|-------------|
| 09/01/2010 | I5-S | R18.937 | 18.83 | 1108615 | OLD TOWN AVE | Mainline | 88,546 | 87,579 | | 88,554 | 88,360 | 87,579 | 86,924 | 88,554 | 60 |
| 10/01/2010 | I5-S | R18.937 | 18.83 | 1108615 | OLD TOWN AVE | Mainline | 88,512 | | | | 88,153 | 87,233 | | 88,401 | 57 |
| 11/01/2010 | I5-S | R18.937 | 18.83 | 1108615 | OLD TOWN AVE | Mainline | 88,518 | | | | 88,236 | 87,295 | | 88,315 | 54 |
| 12/01/2010 | I5-S | R18.937 | 18.83 | 1108615 | OLD TOWN AVE | Mainline | 88,164 | | | | 88,067 | 87,241 | | 88,120 | 58 |
| 01/01/2011 | I5-S | R18.937 | 18.83 | 1108615 | OLD TOWN AVE | Mainline | 88,556 | | | | 88,195 | 87,507 | | 88,247 | 57 |
| 02/01/2011 | I5-S | R18.937 | 18.83 | 1108615 | OLD TOWN AVE | Mainline | 87,881 | | | | 88,010 | 87,329 | | 88,093 | 59 |
| 03/01/2011 | I5-S | R18.937 | 18.83 | 1108615 | OLD TOWN AVE | Mainline | 87,902 | | | | 88,074 | 87,161 | | 87,935 | 57 |
| 04/01/2011 | I5-S | R18.937 | 18.83 | 1108615 | OLD TOWN AVE | Mainline | 87,820 | | | | 88,010 | | | | 50 |
| 05/01/2011 | I5-S | R18.937 | 18.83 | 1108615 | OLD TOWN AVE | Mainline | 87,494 | | | | 87,789 | | | | 43 |
| 06/01/2011 | I5-S | R18.937 | 18.83 | 1108615 | OLD TOWN AVE | Mainline | 87,638 | | | | 87,966 | | | | 42 |
| 07/01/2011 | I5-S | R18.937 | 18.83 | 1108615 | OLD TOWN AVE | Mainline | 86,430 | | | | 86,950 | | | | 36 |
| 08/01/2011 | I5-S | R18.937 | 18.83 | 1108615 | OLD TOWN AVE | Mainline | 84,971 | | | | 86,227 | | | | 32 |

Maps: Real-Time | Performance | Inventory

I5-S @ CA PM R18.931 (Abs PM 18.8)
District 11, San Diego County, City of San Diego

Station Details

Aliases MS ID 10411
LDS 1108200
Owner Caltrans
Assoc. Traffic Census Station None
Speeds Estimated
Max Cap. 145.6 Veh/Min (12/01/2010)
Vehicle Classification N/A

Lane Detection

| Lane | Slot | Sensor Tech | Type |
|------|------|-------------|----------|
| 1 | 1 | Dual Loop | Mainline |
| 2 | 2 | Dual Loop | Mainline |
| 3 | 3 | Dual Loop | Mainline |
| 4 | 4 | Dual Loop | Mainline |
| 5 | 5 | Dual Loop | Mainline |

Diagnostics

Threshold Set Urban_D11
Flow = 0, Occ > 0 (Intermittent) 2%
High Flow Threshold 20
High Occ Threshold .7
High Occupancy (High Val) 20%
Occ = 0; Flow > 0 (Intermittent) 50%
Repeat Occupancy (Constant) 50
Occupancy = 0 (Card Off) 59%

Quick Links

View another VDS

Go Related Planning Analysis Reports: AADT • MADT • Demand Spreading • Congestion Spreading • Lane Utilization

Tools

Holidays
Data Clearinghouse
PeMS Forum (External Site)

$$\frac{88,500}{88,500 + 91,500 \text{ (NB)}} = .49$$



Mainline VDS 1114050 - OLD TOWN AVE

Change Log Performance Data Quality Events

Performance > Planning Analysis > AADT

ABOUT THIS REPORT

From Sep 2010 To Sep 2011 Max Range: 10 years

DRAW PLOT VIEW TABLE EXPORT TEXT EXPORT TO XLS



Maps: Real-time | Performance | Inventory

15-N @ CA PM R18.874 (Abs PM 18.8) District 11, San Diego County, City of San Diego

Station Details

Aliases MS ID 10412
 LDS 1114045
 Owner Caltrans
 Assoc. Traffic Census Station None
 Speeds Estimated
 Max Cap. 138.8 Veh/Min (12/01/2010)
 Vehicle Classification N/A

Lane Detection

| Lane | Slot | Sensor Tech | Type |
|------|------|-------------|----------|
| 1 | 1 | Dual Loop | Mainline |
| 2 | 2 | Dual Loop | Mainline |
| 3 | 3 | Dual Loop | Mainline |
| 4 | 4 | Dual Loop | Mainline |

Diagnostics

Threshold Set Urban_D11
 Flow = 0, Occ > 0 (Intermittent) 2%
 High Flow Threshold 20
 High Occ Threshold .7
 High Occupancy (High Val) 20%
 Occ = 0, Flow > 0 (Intermittent) 50%
 Repeat Occupancy (Constant) 50
 Occupancy = 0 (Card Off) 59%

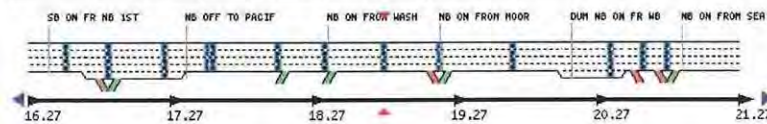
Quick Links

View another VDS

Tools

Holidays
 Data Clearinghouse
 PeMS Forum (External Site)

| Starting Month | Fwy | CA PM | Abs PM | VDS | Name | Type | Arithmetic Mean | ASTM Std 1442 | Conv. AASHTO | Prov. AASHTO | Sum of 24 Annual Avg Hours | Mod. ASTM Std | Mod. Conv. AASHTO | Mod. Prov. AASHTO | % Data Used |
|----------------|------|---------|--------|---------|--------------|----------|-----------------|---------------|--------------|--------------|----------------------------|---------------|-------------------|-------------------|-------------|
| 09/01/2010 | I5-N | R18.874 | 18.77 | 1114050 | OLD TOWN AVE | Mainline | 91,821 | 90,949 | | | 91,722 | 90,949 | 90,139 | 91,630 | 63 |
| 10/01/2010 | I5-N | R18.874 | 18.77 | 1114050 | OLD TOWN AVE | Mainline | 91,665 | 90,808 | | | 91,614 | 90,808 | 89,973 | 91,529 | 64 |
| 11/01/2010 | I5-N | R18.874 | 18.77 | 1114050 | OLD TOWN AVE | Mainline | 91,719 | 91,038 | | | 91,725 | 91,038 | 90,243 | 91,653 | 67 |
| 12/01/2010 | I5-N | R18.874 | 18.77 | 1114050 | OLD TOWN AVE | Mainline | 91,472 | 91,079 | | | 91,657 | 91,079 | 90,480 | 91,544 | 71 |
| 01/01/2011 | I5-N | R18.874 | 18.77 | 1114050 | OLD TOWN AVE | Mainline | 91,792 | 91,334 | | | 91,789 | 91,334 | 90,777 | 91,687 | 70 |
| 02/01/2011 | I5-N | R18.874 | 18.77 | 1114050 | OLD TOWN AVE | Mainline | 91,388 | 91,213 | | | 91,664 | 91,213 | 90,607 | 91,594 | 71 |
| 03/01/2011 | I5-N | R18.874 | 18.77 | 1114050 | OLD TOWN AVE | Mainline | 91,447 | 91,104 | | | 91,758 | 91,104 | 90,512 | 91,485 | 69 |
| 04/01/2011 | I5-N | R18.874 | 18.77 | 1114050 | OLD TOWN AVE | Mainline | 91,396 | | | | 91,703 | 91,018 | | | 62 |
| 05/01/2011 | I5-N | R18.874 | 18.77 | 1114050 | OLD TOWN AVE | Mainline | 91,107 | | | | 91,505 | | | | 55 |
| 06/01/2011 | I5-N | R18.874 | 18.77 | 1114050 | OLD TOWN AVE | Mainline | 91,203 | | | | 91,623 | | | | 54 |
| 07/01/2011 | I5-N | R18.874 | 18.77 | 1114050 | OLD TOWN AVE | Mainline | 90,387 | | | | 90,837 | | | | 48 |
| 08/01/2011 | I5-N | R18.874 | 18.77 | 1114050 | OLD TOWN AVE | Mainline | 89,232 | | | | 90,428 | | | | 44 |



Go Related Planning Analysis Reports: AADT • MADT • Demand Spreading • Congestion Spreading • Lane Utilization



Mainline VDS 1117724 - SB 5 N/O Pacific HWY

Current Location Change Log Performance Data Quality Events



Performance > Planning Analysis > AADT

From Sep 2010 To Sep 2011 Max Range: 10 years

DRAW PLOT VIEW TABLE EXPORT TEXT EXPORT TO XLS

| Starting Month | Fwy | CA PM | Abs PM | VDS Name | Type | Arithmetic Mean | ASTM Std 1442 | Conv. AASHTO | Prov. AASHTO | Sum of 24 Annual Avg Hours | Mod. ASTM Std | Mod. Conv. AASHTO | Mod. Prov. AASHTO | Mod. Prov. D. U |
|----------------|------|---------|--------|------------------------------|----------|-----------------|---------------|--------------|--------------|----------------------------|---------------|-------------------|-------------------|-----------------|
| 09/01/2010 | I5-S | R17.681 | 17.57 | 1117724 SB 5 N/O Pacific HWY | Mainline | 147,017 | 146,263 | | 146,781 | 146,818 | 146,263 | 146,432 | 146,781 | |
| 10/01/2010 | I5-S | R17.681 | 17.57 | 1117724 SB 5 N/O Pacific HWY | Mainline | 146,711 | 145,795 | | 146,583 | 146,622 | 145,795 | 145,259 | 146,583 | |
| 11/01/2010 | I5-S | R17.681 | 17.57 | 1117724 SB 5 N/O Pacific HWY | Mainline | 144,957 | 144,852 | | 144,969 | 144,760 | 144,852 | 143,905 | 144,969 | |
| 12/01/2010 | I5-S | R17.681 | 17.57 | 1117724 SB 5 N/O Pacific HWY | Mainline | 136,029 | 137,637 | | 137,478 | 136,968 | 137,637 | 136,817 | 137,478 | |
| 01/01/2011 | I5-S | R17.681 | 17.57 | 1117724 SB 5 N/O Pacific HWY | Mainline | 127,132 | 130,565 | | 130,273 | 129,050 | 130,565 | 129,832 | 130,273 | |
| 02/01/2011 | I5-S | R17.681 | 17.57 | 1117724 SB 5 N/O Pacific HWY | Mainline | 119,356 | 122,914 | | 122,738 | 121,367 | 122,914 | 122,160 | 122,738 | |
| 03/01/2011 | I5-S | R17.681 | 17.57 | 1117724 SB 5 N/O Pacific HWY | Mainline | 111,112 | 115,457 | | 115,296 | 113,899 | 115,457 | 114,729 | 115,296 | |
| 04/01/2011 | I5-S | R17.681 | 17.57 | 1117724 SB 5 N/O Pacific HWY | Mainline | 101,795 | 107,589 | | 107,418 | 105,619 | 107,589 | 106,848 | 107,418 | |
| 05/01/2011 | I5-S | R17.681 | 17.57 | 1117724 SB 5 N/O Pacific HWY | Mainline | 94,870 | 99,619 | | 99,395 | 98,300 | 99,619 | 98,839 | 99,395 | |
| 06/01/2011 | I5-S | R17.681 | 17.57 | 1117724 SB 5 N/O Pacific HWY | Mainline | 86,902 | 91,837 | | 91,628 | 90,213 | 91,837 | 91,049 | 91,628 | |
| 07/01/2011 | I5-S | R17.681 | 17.57 | 1117724 SB 5 N/O Pacific HWY | Mainline | 80,939 | 83,787 | | 83,655 | 82,609 | 83,787 | 82,961 | 83,655 | |
| 08/01/2011 | I5-S | R17.681 | 17.57 | 1117724 SB 5 N/O Pacific HWY | Mainline | 71,906 | 75,617 | | 75,543 | 73,989 | 75,617 | 75,108 | 75,543 | |

MS ID 10406
LDS 1117700
Owner Caltrans
Assoc. Traffic Census Station None
Speeds Estimated
Max Cap. 181.2 Veh/Min (12/01/2010)
Vehicle Classification N/A

Station Details
Aliases MS ID 10406
LDS 1117700
Owner Caltrans
Assoc. Traffic Census Station None
Speeds Estimated
Max Cap. 181.2 Veh/Min (12/01/2010)
Vehicle Classification N/A

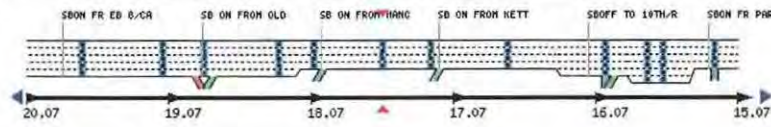
Lane Detection

| Lane | Slot | Sensor Tech | Type |
|------|------|-------------|----------|
| 1 | 1 | Dual Loop | Mainline |
| 2 | 2 | Dual Loop | Mainline |
| 3 | 3 | Dual Loop | Mainline |
| 4 | 4 | Dual Loop | Mainline |

Diagnostics
Threshold Set Urban_D11
Flow = 0, Occ > 0 (Intermittent) 2%
High Flow Threshold 20
High Occ Threshold .7
High Occupancy (High Val) 20%
Occ = 0; Flow > 0 (Intermittent) 50%
Repeat Occupancy (Constant) 50
Occupancy = 0 (Card Off) 59%

Quick Links
View another VDS (Go)

Tools
Holidays
Data Clearinghouse
PeMS Forum (External Site)



Related Planning Analysis Reports: AADT • MADT • Demand Spreading • Congestion Spreading • Lane Utilization

115000
115,000 + 75,000 = .62
(SB) (NB)



Mainline VDS 1117717 - NB 5 N/O Pacific HWY

Current Location

Change Log Performance Data Quality Events



Performance > Planning Analysis > AADT

From Sep 2010
Max Range: 10 years

To Sep 2011

[DRAW PLOT](#) [VIEW TABLE](#) [EXPORT TEXT](#) [EXPORT TO XLS](#)

| Starting Month | Fwy | CA PM | Abs PM | VDS | Name | Type | Arithmetic Mean | ASTM Std 1442 | Conv. AASHTO | Prov. AASHTO | Sum of 24 Annual Avg Hours | Mod. ASTM Std | Mod. Conv. AASHTO | Mod. Prov. AASHTO | % Data Used |
|----------------|------|--------|--------|---------|----------------------|----------|-----------------|---------------|--------------|--------------|----------------------------|---------------|-------------------|-------------------|-------------|
| 09/01/2010 | I5-N | R17.68 | 17.57 | 1117717 | NB 5 N/O Pacific HWY | Mainline | 75,877 | 75,545 | | 75,830 | 75,835 | 75,545 | 75,539 | 75,830 | 68% |
| 10/01/2010 | I5-N | R17.68 | 17.57 | 1117717 | NB 5 N/O Pacific HWY | Mainline | 75,720 | 75,304 | | 75,693 | 75,713 | 75,304 | 75,298 | 75,693 | 69% |
| 11/01/2010 | I5-N | R17.68 | 17.57 | 1117717 | NB 5 N/O Pacific HWY | Mainline | 75,721 | 75,474 | | 75,789 | 75,792 | 75,474 | 75,468 | 75,789 | 72% |
| 12/01/2010 | I5-N | R17.68 | 17.57 | 1117717 | NB 5 N/O Pacific HWY | Mainline | 75,471 | 75,450 | | 75,664 | 75,710 | 75,450 | 75,434 | 75,664 | 76% |
| 01/01/2011 | I5-N | R17.68 | 17.57 | 1117717 | NB 5 N/O Pacific HWY | Mainline | 75,717 | 75,729 | | 75,810 | 75,840 | 75,729 | 75,715 | 75,810 | 76% |
| 02/01/2011 | I5-N | R17.68 | 17.57 | 1117717 | NB 5 N/O Pacific HWY | Mainline | 75,408 | 75,604 | | 75,713 | 75,744 | 75,604 | 75,592 | 75,713 | 77% |
| 03/01/2011 | I5-N | R17.68 | 17.57 | 1117717 | NB 5 N/O Pacific HWY | Mainline | 75,291 | 75,597 | | 75,693 | 75,731 | 75,597 | 75,584 | 75,693 | 79% |
| 04/01/2011 | I5-N | R17.68 | 17.57 | 1117717 | NB 5 N/O Pacific HWY | Mainline | 75,190 | 75,513 | | 75,618 | 75,678 | 75,513 | 75,499 | 75,618 | 78% |
| 05/01/2011 | I5-N | R17.68 | 17.57 | 1117717 | NB 5 N/O Pacific HWY | Mainline | 75,100 | 75,523 | | 75,566 | 75,603 | 75,523 | 75,512 | 75,566 | 78% |
| 06/01/2011 | I5-N | R17.68 | 17.57 | 1117717 | NB 5 N/O Pacific HWY | Mainline | 75,334 | 75,667 | | 75,686 | 75,795 | 75,667 | 75,657 | 75,686 | 80% |
| 07/01/2011 | I5-N | R17.68 | 17.57 | 1117717 | NB 5 N/O Pacific HWY | Mainline | 75,248 | 75,574 | | 75,707 | 75,808 | 75,574 | 75,562 | 75,707 | 79% |
| 08/01/2011 | I5-N | R17.68 | 17.57 | 1117717 | NB 5 N/O Pacific HWY | Mainline | 74,658 | 75,568 | | 75,701 | 75,736 | 75,568 | 74,731 | 75,701 | 74% |

Maps: Real-Time | Performance | Inventory

I5-N @ CA PM R17.68 (Abs PM 17.6)
District 11, San Diego County, City of San Diego

Station Details

Aliases MS ID 10405
LDS 1117710
Owner Caltrans
Assoc. Traffic Census Station None
Speeds Estimated
Max Cap. 126.4 Veh/Min (12/01/2010)
Vehicle Classification N/A

Lane Detection

| Lane | Slot | Sensor Tech | Type |
|------|------|-------------|----------|
| 1 | 1 | Dual Loop | Mainline |
| 2 | 2 | Dual Loop | Mainline |
| 3 | 3 | Dual Loop | Mainline |
| 4 | 4 | Dual Loop | Mainline |

Diagnostics

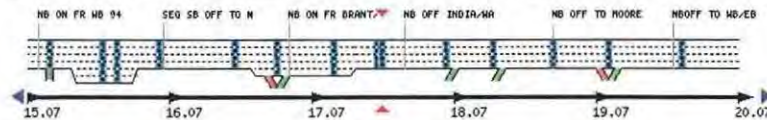
Threshold Set Urban_D11
Flow = 0, Occ > 0 (Intermittent) 2%
High Flow Threshold 20
High Occ Threshold .7
High Occupancy (High Val) 20%
Occ = 0; Flow > 0 (Intermittent) 50%
Repeat Occupancy (Constant) 50
Occupancy = 0 (Card Off) 59%

Quick Links

View another VDS

Tools

Holidays
Data Clearinghouse
PeMS Forum (External Site)



Related Planning Analysis Reports: AADT • MADT • Demand Spreading • Congestion Spreading • Lane Utilization



Mainline VDS 1108605 - KETTNER BLVD

Current Location Change Log Performance Data Quality Events



Performance > Planning Analysis > AADT

From Sep 2010 To Sep 2011 Max Range: 10 years

DRABY PLOT VIEW TABLE EXPORT TEXT EXPORT to XLS

| Starting Month | Fwy | CA PM | Abs PM | VDS | Name | Type | Arithmetic Mean | ASTM Std 1442 | Conv. AASHTO | Prov. AASHTO | Sum of 24 Annual Avg Hours | Mod. ASTM Std | Mod. Conv. AASHTO | Mod. Prov. AASHTO | Di Us |
|----------------|------|---------|--------|---------|--------------|----------|-----------------|---------------|--------------|--------------|----------------------------|---------------|-------------------|-------------------|-------|
| 09/01/2010 | I5-S | R17.282 | 17.17 | 1108605 | KETTNER BLVD | Mainline | 88,935 | 88,657 | | 88,989 | 88,883 | 88,657 | 88,698 | 88,989 | |
| 10/01/2010 | I5-S | R17.282 | 17.17 | 1108605 | KETTNER BLVD | Mainline | 88,770 | 88,297 | | 88,601 | 88,560 | 88,297 | 88,337 | 88,601 | |
| 11/01/2010 | I5-S | R17.282 | 17.17 | 1108605 | KETTNER BLVD | Mainline | 88,698 | 88,451 | | 88,643 | 88,572 | 88,451 | 88,491 | 88,643 | |
| 12/01/2010 | I5-S | R17.282 | 17.17 | 1108605 | KETTNER BLVD | Mainline | 88,907 | 88,734 | | 88,795 | 88,811 | 88,734 | 88,781 | 88,795 | |
| 01/01/2011 | I5-S | R17.282 | 17.17 | 1108605 | KETTNER BLVD | Mainline | 89,772 | | | 89,521 | 89,594 | 88,303 | 89,515 | | |
| 02/01/2011 | I5-S | R17.282 | 17.17 | 1108605 | KETTNER BLVD | Mainline | 90,291 | | | 90,119 | | | | | |
| 03/01/2011 | I5-S | R17.282 | 17.17 | 1108605 | KETTNER BLVD | Mainline | 90,581 | | | 90,490 | | | | | |
| 04/01/2011 | I5-S | R17.282 | 17.17 | 1108605 | KETTNER BLVD | Mainline | 90,757 | | | 90,590 | | | | | |
| 05/01/2011 | I5-S | R17.282 | 17.17 | 1108605 | KETTNER BLVD | Mainline | 90,722 | | | 90,572 | | | | | |
| 06/01/2011 | I5-S | R17.282 | 17.17 | 1108605 | KETTNER BLVD | Mainline | 90,972 | | | 90,943 | | | | | |
| 07/01/2011 | I5-S | R17.282 | 17.17 | 1108605 | KETTNER BLVD | Mainline | 90,255 | | | 90,332 | | | | | |
| 08/01/2011 | I5-S | R17.282 | 17.17 | 1108605 | KETTNER BLVD | Mainline | 89,112 | | | 90,024 | | | | | |

Maps: Real-Time | Performance | Inventory

I5-S @ CA PM R17.339 (Abs PM 17.2) District 11, San Diego County, City of San Diego

Station Details

Aliases MS ID 10403
 LDS 1108195
 Owner Caltrans
 Assoc. Traffic Census Station None
 Speeds Estimated
 Max Cap. 156.0 Veh/Min (12/01/2010)
 Vehicle Classification N/A

Lane Detection

| Lane | Slot | Sensor Tech | Type |
|------|------|-------------|----------|
| 1 | 1 | Dual Loop | Mainline |
| 2 | 2 | Dual Loop | Mainline |
| 3 | 3 | Dual Loop | Mainline |
| 4 | 4 | Dual Loop | Mainline |
| 5 | 5 | Dual Loop | Mainline |

Diagnostics

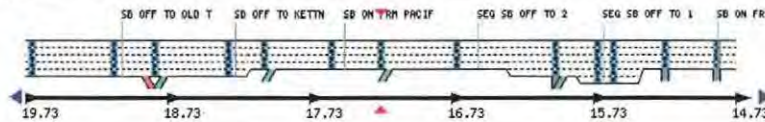
Threshold Set Urban_D11
 Flow = 0, Occ > 0 (Intermittent) 2%
 High Flow Threshold 20
 High Occ Threshold .7
 High Occupancy (High Val) 20%
 Occ = 0, Flow > 0 (Intermittent) 50%
 Repeat Occupancy (Constant) 50
 Occupancy = 0 (Card Off) 59%

Quick Links

View another VDS [Go]

Tools

Holidays
 Data Clearinghouse
 PeMS Forum (External Site)



Related Planning Analysis Reports: AADT • MADT • Demand Spreading • Congestion Spreading • Lane Utilization

Handwritten notes: 90,000 (SB) and 86,000 (NB)



Mainline VDS 1117835 - NB S/O Pacific

Current Location Change Log Performance Data Quality Events



Performance > Planning Analysis > AADT

From Sep 2010 To Sep 2011 Max Range: 10 years

ABOUT THIS REPORT

DRAW PLOT VIEW TABLE EXPORT TEXT EXPORT TO XLS

Maps: Real-Time | Performance | Inventory

15-N @ CA PM R17.34 (Abs PM 17.2) District 11, San Diego County, City of San Diego

Station Details

Aliases MS ID 10404
 LDS 1117827
 Owner Caltrans
 Assoc. Traffic Census Station None
 Speeds Estimated
 Max Cap. 160.4 Veh/Min (12/01/2010)
 Vehicle Classification N/A

Lane Detection

| Lane | Slot | Sensor Tech | Type |
|------|------|-------------|----------|
| 1 | 1 | Dual Loop | Mainline |
| 2 | 2 | Dual Loop | Mainline |
| 3 | 3 | Dual Loop | Mainline |
| 4 | 4 | Dual Loop | Mainline |
| 5 | 5 | Dual Loop | Mainline |

Diagnostics

Threshold Set Urban_D11
 Flow = 0, Occ > 0 (Intermittent) 2%
 High Flow Threshold 20
 High Occ Threshold .7
 High Occupancy (High Val) 20%
 Occ = 0; Flow > 0 (Intermittent) 50%
 Repeat Occupancy (Constant) 50
 Occupancy = 0 (Card Off) 59%

Quick Links

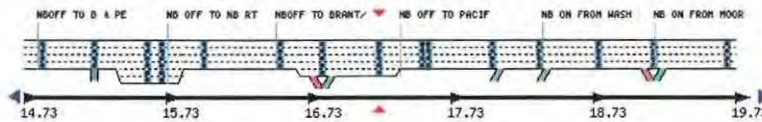
View another VDS

Tools

Holidays
 Data Clearinghouse
 PeMS Forum (External Site)

| Starting Month | Fwy | CA PM | Abs PM | VDS | Name | Type | Arithmetic Mean | ASTM Std 1442 | Conv. AASHTO | Prov. AASHTO | Sum of 24 Annual Avg Hours | Mod. ASTM Std | Mod. Conv. AASHTO | Mod. Prov. AASHTO | % Data Used |
|----------------|------|--------|--------|---------|----------------|----------|-----------------|---------------|--------------|--------------|----------------------------|---------------|-------------------|-------------------|-------------|
| 09/01/2010 | 15-N | R17.34 | 17.23 | 1117835 | NB S/O Pacific | Mainline | 94,750 | 94,616 | | 94,964 | 94,829 | 94,616 | 94,624 | 94,964 | 67% |
| 10/01/2010 | 15-N | R17.34 | 17.23 | 1117835 | NB S/O Pacific | Mainline | 94,691 | | | | 94,636 | 94,308 | 92,994 | 94,810 | 64% |
| 11/01/2010 | 15-N | R17.34 | 17.23 | 1117835 | NB S/O Pacific | Mainline | 94,479 | | | | 94,520 | 93,820 | | 94,105 | 61% |
| 12/01/2010 | 15-N | R17.34 | 17.23 | 1117835 | NB S/O Pacific | Mainline | 92,229 | | | | 92,636 | 92,158 | | 92,315 | 65% |
| 01/01/2011 | 15-N | R17.34 | 17.23 | 1117835 | NB S/O Pacific | Mainline | 90,594 | | | | 90,959 | 90,917 | | 90,874 | 66% |
| 02/01/2011 | 15-N | R17.34 | 17.23 | 1117835 | NB S/O Pacific | Mainline | 88,426 | | | | 89,009 | 89,103 | | 89,084 | 67% |
| 03/01/2011 | 15-N | R17.34 | 17.23 | 1117835 | NB S/O Pacific | Mainline | 86,468 | | | | 87,218 | 87,380 | | 87,341 | 69% |
| 04/01/2011 | 15-N | R17.34 | 17.23 | 1117835 | NB S/O Pacific | Mainline | 84,180 | | | | 85,145 | 85,461 | | 85,439 | 68% |
| 05/01/2011 | 15-N | R17.34 | 17.23 | 1117835 | NB S/O Pacific | Mainline | 82,279 | | | | 83,228 | 83,703 | | 83,640 | 68% |
| 06/01/2011 | 15-N | R17.34 | 17.23 | 1117835 | NB S/O Pacific | Mainline | 80,653 | | | | 81,496 | 82,041 | | 81,976 | 69% |
| 07/01/2011 | 15-N | R17.34 | 17.23 | 1117835 | NB S/O Pacific | Mainline | 78,905 | | | | 79,563 | 80,181 | | 80,200 | 68% |
| 08/01/2011 | 15-N | R17.34 | 17.23 | 1117835 | NB S/O Pacific | Mainline | 76,079 | | | | 77,390 | 78,272 | | 78,313 | 64% |

Average = 86,000



Go Related Planning Analysis Reports: AADT • MADT • Demand Spreading • Congestion Spreading • Lane Utilization

Appendix G: Daily Roadway Segment Vehicle Counts

Field Data Services of Arizona, Inc.
(520) 316-6745

Volumes for: Wednesday, May 25, 2011

City: San Diego

Project #: 11-1080-094

Location: Lytton St. btwn. Rosecrans St. & Midway Dr.

| AM Period | NB | SB | EB | WB | PM Period | NB | SB | EB | WB | | |
|-----------|-----|------|-----|-----|-----------|-------|-----|-----|-----|------|------|
| 00:00 | 11 | 8 | | | 12:00 | 222 | 148 | | | | |
| 00:15 | 10 | 5 | | | 12:15 | 172 | 138 | | | | |
| 00:30 | 12 | 5 | | | 12:30 | 163 | 160 | | | | |
| 00:45 | 7 | 40 | 8 | 26 | 66 | 12:45 | 163 | 720 | 151 | 597 | 1317 |
| 01:00 | 3 | 4 | | | 13:00 | 149 | 147 | | | | |
| 01:15 | 3 | 5 | | | 13:15 | 173 | 160 | | | | |
| 01:30 | 3 | 6 | | | 13:30 | 170 | 151 | | | | |
| 01:45 | 9 | 18 | 6 | 21 | 39 | 13:45 | 154 | 646 | 161 | 619 | 1265 |
| 02:00 | 5 | 4 | | | 14:00 | 154 | 171 | | | | |
| 02:15 | 2 | 5 | | | 14:15 | 170 | 216 | | | | |
| 02:30 | 4 | 4 | | | 14:30 | 191 | 219 | | | | |
| 02:45 | 5 | 16 | 2 | 15 | 31 | 14:45 | 228 | 743 | 201 | 807 | 1550 |
| 03:00 | 4 | 2 | | | 15:00 | 223 | 185 | | | | |
| 03:15 | 4 | 6 | | | 15:15 | 219 | 212 | | | | |
| 03:30 | 3 | 2 | | | 15:30 | 236 | 226 | | | | |
| 03:45 | 12 | 23 | 4 | 14 | 37 | 15:45 | 250 | 928 | 262 | 885 | 1813 |
| 04:00 | 14 | 6 | | | 16:00 | 243 | 275 | | | | |
| 04:15 | 11 | 6 | | | 16:15 | 217 | 322 | | | | |
| 04:30 | 14 | 13 | | | 16:30 | 268 | 247 | | | | |
| 04:45 | 24 | 63 | 12 | 37 | 100 | 16:45 | 256 | 984 | 268 | 1112 | 2096 |
| 05:00 | 42 | 26 | | | 17:00 | 261 | 243 | | | | |
| 05:15 | 60 | 24 | | | 17:15 | 235 | 219 | | | | |
| 05:30 | 93 | 35 | | | 17:30 | 192 | 157 | | | | |
| 05:45 | 104 | 299 | 47 | 132 | 431 | 17:45 | 209 | 897 | 154 | 773 | 1670 |
| 06:00 | 129 | 56 | | | 18:00 | 202 | 134 | | | | |
| 06:15 | 179 | 82 | | | 18:15 | 185 | 167 | | | | |
| 06:30 | 223 | 100 | | | 18:30 | 160 | 121 | | | | |
| 06:45 | 213 | 744 | 124 | 362 | 1106 | 18:45 | 120 | 667 | 106 | 528 | 1195 |
| 07:00 | 316 | 159 | | | 19:00 | 135 | 103 | | | | |
| 07:15 | 286 | 197 | | | 19:15 | 129 | 87 | | | | |
| 07:30 | 194 | 218 | | | 19:30 | 78 | 79 | | | | |
| 07:45 | 270 | 1066 | 201 | 775 | 1841 | 19:45 | 110 | 452 | 69 | 338 | 790 |
| 08:00 | 239 | 200 | | | 20:00 | 85 | 77 | | | | |
| 08:15 | 247 | 235 | | | 20:15 | 97 | 77 | | | | |
| 08:30 | 225 | 205 | | | 20:30 | 98 | 72 | | | | |
| 08:45 | 191 | 902 | 177 | 817 | 1719 | 20:45 | 111 | 391 | 81 | 307 | 698 |
| 09:00 | 176 | 156 | | | 21:00 | 69 | 52 | | | | |
| 09:15 | 127 | 128 | | | 21:15 | 67 | 63 | | | | |
| 09:30 | 127 | 117 | | | 21:30 | 61 | 45 | | | | |
| 09:45 | 134 | 564 | 120 | 521 | 1085 | 21:45 | 63 | 260 | 41 | 201 | 461 |
| 10:00 | 133 | 92 | | | 22:00 | 52 | 50 | | | | |
| 10:15 | 145 | 127 | | | 22:15 | 54 | 46 | | | | |
| 10:30 | 159 | 143 | | | 22:30 | 40 | 44 | | | | |
| 10:45 | 147 | 584 | 120 | 482 | 1066 | 22:45 | 38 | 184 | 28 | 168 | 352 |
| 11:00 | 153 | 123 | | | 23:00 | 30 | 23 | | | | |
| 11:15 | 148 | 155 | | | 23:15 | 20 | 19 | | | | |
| 11:30 | 179 | 126 | | | 23:30 | 23 | 21 | | | | |
| 11:45 | 180 | 660 | 116 | 520 | 1180 | 23:45 | 11 | 84 | 14 | 77 | 161 |

Total Vol, 4979 3722 **8701** 6956 6412 **13368**

| Daily Totals | | NB | SB | EB | WB | Combined |
|--------------|--|-------|-------|----|----|--------------|
| | | 11935 | 10134 | | | 22069 |

| Split % | AM | | | PM | | |
|---------|-------|-------|--------------|-------|-------|--------------|
| | 57.2% | 42.8% | 39.4% | 52.0% | 48.0% | 60.6% |

| | | | | | | |
|------------------|-------|-------|--------------|-------|-------|--------------|
| Peak Hour | 07:00 | 07:30 | 07:00 | 16:30 | 16:00 | 16:00 |
| Volume | 1066 | 854 | 1841 | 1020 | 1112 | 2096 |
| P.H.F. | 0.84 | 0.91 | 0.95 | 0.95 | 0.86 | 0.97 |

Field Data Services of Arizona, Inc.
(520) 316-6745

Volumes for: Wednesday, May 25, 2011

City: San Diego

Project #: 11-1080-086

Location: Mission Bay Dr. btwn. I-8 WB Off Ramp & I-8 EB On Ramp

| AM Period | NB | SB | EB | WB | PM Period | NB | SB | EB | WB |
|-------------------|-------|-------|-----|--------------|-----------|-----------|-----------|---------------------|--------------|
| 00:00 | 13 | 78 | | | 12:00 | 130 | 376 | | |
| 00:15 | 16 | 56 | | | 12:15 | 154 | 409 | | |
| 00:30 | 12 | 54 | | | 12:30 | 139 | 403 | | |
| 00:45 | 8 | 49 | 54 | 242 | 12:45 | 145 | 568 | 475 | 1663 |
| 01:00 | 9 | 43 | | | 13:00 | 133 | 392 | | |
| 01:15 | 12 | 40 | | | 13:15 | 144 | 423 | | |
| 01:30 | 11 | 45 | | | 13:30 | 142 | 428 | | |
| 01:45 | 10 | 42 | 47 | 175 | 13:45 | 167 | 586 | 456 | 1699 |
| 02:00 | 2 | 44 | | | 14:00 | 152 | 410 | | |
| 02:15 | 7 | 26 | | | 14:15 | 133 | 431 | | |
| 02:30 | 5 | 36 | | | 14:30 | 126 | 472 | | |
| 02:45 | 5 | 19 | 21 | 127 | 14:45 | 111 | 522 | 441 | 1754 |
| 03:00 | 3 | 24 | | | 15:00 | 134 | 460 | | |
| 03:15 | 1 | 16 | | | 15:15 | 138 | 494 | | |
| 03:30 | 1 | 18 | | | 15:30 | 129 | 520 | | |
| 03:45 | 6 | 11 | 19 | 77 | 15:45 | 126 | 527 | 506 | 1980 |
| 04:00 | 7 | 16 | | | 16:00 | 133 | 530 | | |
| 04:15 | 4 | 20 | | | 16:15 | 159 | 552 | | |
| 04:30 | 5 | 22 | | | 16:30 | 125 | 568 | | |
| 04:45 | 6 | 22 | 39 | 97 | 16:45 | 130 | 547 | 574 | 2224 |
| 05:00 | 9 | 42 | | | 17:00 | 164 | 580 | | |
| 05:15 | 8 | 57 | | | 17:15 | 161 | 643 | | |
| 05:30 | 13 | 64 | | | 17:30 | 140 | 591 | | |
| 05:45 | 18 | 48 | 159 | 322 | 17:45 | 131 | 596 | 621 | 2435 |
| 06:00 | 22 | 125 | | | 18:00 | 124 | 601 | | |
| 06:15 | 36 | 162 | | | 18:15 | 114 | 578 | | |
| 06:30 | 45 | 222 | | | 18:30 | 141 | 488 | | |
| 06:45 | 51 | 154 | 270 | 779 | 18:45 | 109 | 488 | 412 | 2079 |
| 07:00 | 67 | 329 | | | 19:00 | 120 | 388 | | |
| 07:15 | 68 | 420 | | | 19:15 | 109 | 390 | | |
| 07:30 | 86 | 469 | | | 19:30 | 109 | 333 | | |
| 07:45 | 100 | 321 | 505 | 1723 | 19:45 | 104 | 442 | 336 | 1447 |
| 08:00 | 76 | 440 | | | 20:00 | 105 | 334 | | |
| 08:15 | 70 | 451 | | | 20:15 | 95 | 315 | | |
| 08:30 | 98 | 478 | | | 20:30 | 95 | 275 | | |
| 08:45 | 111 | 355 | 424 | 1793 | 20:45 | 70 | 365 | 267 | 1191 |
| 09:00 | 118 | 398 | | | 21:00 | 63 | 248 | | |
| 09:15 | 118 | 390 | | | 21:15 | 68 | 196 | | |
| 09:30 | 134 | 366 | | | 21:30 | 73 | 192 | | |
| 09:45 | 163 | 533 | 374 | 1528 | 21:45 | 60 | 264 | 198 | 834 |
| 10:00 | 138 | 230 | | | 22:00 | 64 | 159 | | |
| 10:15 | 118 | 332 | | | 22:15 | 51 | 135 | | |
| 10:30 | 102 | 330 | | | 22:30 | 59 | 146 | | |
| 10:45 | 131 | 489 | 346 | 1238 | 22:45 | 58 | 232 | 126 | 566 |
| 11:00 | 114 | 357 | | | 23:00 | 24 | 135 | | |
| 11:15 | 140 | 359 | | | 23:15 | 22 | 126 | | |
| 11:30 | 123 | 383 | | | 23:30 | 21 | 87 | | |
| 11:45 | 143 | 520 | 380 | 1479 | 23:45 | 19 | 86 | 82 | 430 |
| Total Vol. | 2563 | 9580 | | 12143 | | 5223 | 18302 | | 23525 |
| | | | | | | | | Daily Totals | |
| | | | | | | NB | SB | EB | WB |
| | | | | | | 7786 | 27882 | | 35668 |
| | | | | | | | | | |
| | | | | | | | | PM | |
| Split % | 21.1% | 78.9% | | 34.0% | | 22.2% | 77.8% | | 66.0% |
| Peak Hour | 11:45 | 07:45 | | 07:45 | | 13:15 | 17:15 | | 17:00 |
| Volume | 566 | 1874 | | 2218 | | 605 | 2456 | | 3031 |
| P.H.F. | 0.92 | 0.93 | | 0.92 | | 0.91 | 0.95 | | 0.94 |

Field Data Services of Arizona, Inc.
(520) 316-6745

Volumes for: Wednesday, May 25, 2011

City: San Diego

Project #: 11-1080-088

Location: Midway Dr. btwn. Sports Arena Blvd. & Kemper St.

| AM Period | NB | SB | EB | WB | PM Period | NB | SB | EB | WB | | | |
|-----------|----|----|-----|-----|-----------|-----|------|-----|-----|-----|-----|------|
| 00:00 | | | 15 | 25 | 12:00 | | | 171 | 174 | | | |
| 00:15 | | | 17 | 26 | 12:15 | | | 159 | 166 | | | |
| 00:30 | | | 14 | 19 | 12:30 | | | 152 | 196 | | | |
| 00:45 | | | 12 | 58 | 8 | 78 | 136 | 158 | 640 | 182 | 718 | 1358 |
| 01:00 | | | 11 | 16 | 13:00 | | | 133 | 187 | | | |
| 01:15 | | | 15 | 11 | 13:15 | | | 139 | 169 | | | |
| 01:30 | | | 9 | 17 | 13:30 | | | 163 | 170 | | | |
| 01:45 | | | 8 | 43 | 14 | 58 | 101 | 150 | 585 | 174 | 700 | 1285 |
| 02:00 | | | 5 | 13 | 14:00 | | | 145 | 154 | | | |
| 02:15 | | | 6 | 6 | 14:15 | | | 147 | 165 | | | |
| 02:30 | | | 7 | 8 | 14:30 | | | 154 | 199 | | | |
| 02:45 | | | 6 | 24 | 5 | 32 | 56 | 155 | 601 | 185 | 703 | 1304 |
| 03:00 | | | 3 | 5 | 15:00 | | | 160 | 187 | | | |
| 03:15 | | | 5 | 7 | 15:15 | | | 155 | 198 | | | |
| 03:30 | | | 6 | 4 | 15:30 | | | 144 | 178 | | | |
| 03:45 | | | 1 | 15 | 6 | 22 | 37 | 180 | 639 | 199 | 762 | 1401 |
| 04:00 | | | 12 | 7 | 16:00 | | | 182 | 219 | | | |
| 04:15 | | | 11 | 8 | 16:15 | | | 169 | 193 | | | |
| 04:30 | | | 13 | 5 | 16:30 | | | 160 | 221 | | | |
| 04:45 | | | 19 | 55 | 11 | 31 | 86 | 180 | 691 | 204 | 837 | 1528 |
| 05:00 | | | 13 | 17 | 17:00 | | | 215 | 223 | | | |
| 05:15 | | | 14 | 17 | 17:15 | | | 209 | 244 | | | |
| 05:30 | | | 28 | 24 | 17:30 | | | 195 | 230 | | | |
| 05:45 | | | 43 | 98 | 31 | 89 | 187 | 220 | 839 | 210 | 907 | 1746 |
| 06:00 | | | 34 | 27 | 18:00 | | | 197 | 189 | | | |
| 06:15 | | | 43 | 37 | 18:15 | | | 170 | 216 | | | |
| 06:30 | | | 58 | 59 | 18:30 | | | 156 | 202 | | | |
| 06:45 | | | 71 | 206 | 90 | 213 | 419 | 181 | 704 | 186 | 793 | 1497 |
| 07:00 | | | 82 | 78 | 19:00 | | | 151 | 186 | | | |
| 07:15 | | | 102 | 81 | 19:15 | | | 154 | 150 | | | |
| 07:30 | | | 117 | 100 | 19:30 | | | 113 | 184 | | | |
| 07:45 | | | 159 | 460 | 91 | 350 | 810 | 116 | 534 | 140 | 660 | 1194 |
| 08:00 | | | 125 | 94 | 20:00 | | | 102 | 158 | | | |
| 08:15 | | | 166 | 113 | 20:15 | | | 122 | 131 | | | |
| 08:30 | | | 134 | 112 | 20:30 | | | 93 | 134 | | | |
| 08:45 | | | 143 | 568 | 137 | 456 | 1024 | 81 | 398 | 131 | 554 | 952 |
| 09:00 | | | 128 | 143 | 21:00 | | | 76 | 103 | | | |
| 09:15 | | | 133 | 133 | 21:15 | | | 86 | 102 | | | |
| 09:30 | | | 154 | 130 | 21:30 | | | 62 | 82 | | | |
| 09:45 | | | 147 | 562 | 154 | 560 | 1122 | 61 | 285 | 76 | 363 | 648 |
| 10:00 | | | 141 | 174 | 22:00 | | | 40 | 95 | | | |
| 10:15 | | | 152 | 152 | 22:15 | | | 36 | 54 | | | |
| 10:30 | | | 163 | 163 | 22:30 | | | 43 | 49 | | | |
| 10:45 | | | 139 | 595 | 139 | 628 | 1223 | 34 | 153 | 49 | 247 | 400 |
| 11:00 | | | 133 | 133 | 23:00 | | | 32 | 54 | | | |
| 11:15 | | | 135 | 154 | 23:15 | | | 27 | 30 | | | |
| 11:30 | | | 154 | 178 | 23:30 | | | 33 | 40 | | | |
| 11:45 | | | 147 | 569 | 152 | 617 | 1186 | 20 | 112 | 26 | 150 | 262 |

Total Vol. 3253 3134 **6387** 6181 7394 **13575**

| | | Daily Totals | | |
|----|----|--------------|-------|--------------|
| NB | SB | EB | WB | Combined |
| | | 9434 | 10528 | 19962 |

Split % **AM** 50.9% 49.1% **32.0%** **PM** 45.5% 54.5% **68.0%**

| | | | | | | |
|------------------|-------|-------|--------------|-------|-------|--------------|
| Peak Hour | 11:30 | 11:45 | 11:45 | 17:00 | 17:00 | 17:00 |
| Volume | 631 | 688 | 1317 | 839 | 907 | 1746 |
| P.H.F. | 0.92 | 0.88 | 0.95 | 0.95 | 0.93 | 0.96 |

Prepared by NDS/ATD

Volumes for: STATION# on Tuesday, March 16, 2010
 Location: Midway Dr between Kemper St & Fordham St

City: San Diego

Project #: 10-4068-018
 File No. MC0214-10

| Start Time | Eastbound | | Hour Totals | | Westbound | | Hour Totals | | Combined Totals | |
|----------------|-----------|-----------|-------------|-----------|-----------|-----------|-------------|-----------|-----------------|-----------|
| | Morning | Afternoon | Morning | Afternoon | Morning | Afternoon | Morning | Afternoon | Morning | Afternoon |
| 12:00 | 16 | 169 | | | 24 | 211 | | | | |
| 12:15 | 18 | 185 | | | 26 | 221 | | | | |
| 12:30 | 17 | 191 | | | 17 | 210 | | | | |
| 12:45 | 10 | 215 | 61 | 760 | 14 | 215 | 81 | 857 | 142 | 1617 |
| 1:00 | 6 | 179 | | | 14 | 208 | | | | |
| 1:15 | 8 | 187 | | | 10 | 206 | | | | |
| 1:30 | 13 | 171 | | | 13 | 172 | | | | |
| 1:45 | 8 | 145 | 35 | 682 | 22 | 191 | 59 | 777 | 94 | 1459 |
| 2:00 | 7 | 166 | | | 14 | 175 | | | | |
| 2:15 | 7 | 169 | | | 12 | 205 | | | | |
| 2:30 | 12 | 177 | | | 13 | 177 | | | | |
| 2:45 | 4 | 175 | 30 | 687 | 7 | 165 | 46 | 722 | 76 | 1409 |
| 3:00 | 16 | 180 | | | 7 | 197 | | | | |
| 3:15 | 8 | 148 | | | 5 | 213 | | | | |
| 3:30 | 10 | 170 | | | 5 | 203 | | | | |
| 3:45 | 4 | 189 | 38 | 687 | 15 | 230 | 32 | 843 | 70 | 1530 |
| 4:00 | 7 | 186 | | | 9 | 224 | | | | |
| 4:15 | 11 | 144 | | | 9 | 193 | | | | |
| 4:30 | 5 | 174 | | | 4 | 181 | | | | |
| 4:45 | 10 | 174 | 33 | 678 | 14 | 202 | 36 | 800 | 69 | 1478 |
| 5:00 | 8 | 179 | | | 16 | 235 | | | | |
| 5:15 | 28 | 214 | | | 18 | 209 | | | | |
| 5:30 | 41 | 166 | | | 29 | 230 | | | | |
| 5:45 | 44 | 184 | 121 | 743 | 43 | 166 | 106 | 840 | 227 | 1583 |
| 6:00 | 30 | 203 | | | 29 | 182 | | | | |
| 6:15 | 42 | 185 | | | 31 | 164 | | | | |
| 6:30 | 59 | 190 | | | 39 | 198 | | | | |
| 6:45 | 71 | 155 | 202 | 733 | 56 | 175 | 155 | 719 | 357 | 1452 |
| 7:00 | 76 | 150 | | | 65 | 192 | | | | |
| 7:15 | 90 | 160 | | | 58 | 183 | | | | |
| 7:30 | 110 | 158 | | | 69 | 164 | | | | |
| 7:45 | 119 | 105 | 395 | 573 | 91 | 140 | 283 | 679 | 678 | 1252 |
| 8:00 | 129 | 147 | | | 86 | 125 | | | | |
| 8:15 | 111 | 112 | | | 108 | 138 | | | | |
| 8:30 | 102 | 113 | | | 102 | 124 | | | | |
| 8:45 | 118 | 88 | 460 | 460 | 109 | 135 | 405 | 522 | 865 | 982 |
| 9:00 | 110 | 86 | | | 108 | 123 | | | | |
| 9:15 | 129 | 92 | | | 123 | 81 | | | | |
| 9:30 | 120 | 72 | | | 113 | 92 | | | | |
| 9:45 | 135 | 50 | 494 | 300 | 148 | 80 | 492 | 376 | 986 | 676 |
| 10:00 | 111 | 46 | | | 142 | 69 | | | | |
| 10:15 | 135 | 46 | | | 142 | 52 | | | | |
| 10:30 | 163 | 47 | | | 138 | 60 | | | | |
| 10:45 | 152 | 51 | 561 | 190 | 150 | 50 | 572 | 231 | 1133 | 421 |
| 11:00 | 152 | 37 | | | 192 | 45 | | | | |
| 11:15 | 143 | 18 | | | 177 | 51 | | | | |
| 11:30 | 182 | 24 | | | 190 | 28 | | | | |
| 11:45 | 169 | 21 | 646 | 100 | 219 | 35 | 778 | 159 | 1424 | 259 |
| Total | 3076 | 6593 | 3076 | 6593 | 3045 | 7525 | 3045 | 7525 | 6121 | 14118 |
| Combined Total | 9669 | | 9669 | | 10570 | | 10570 | | 20239 | |
| AM Peak | 11:45 AM | | | | 11:45 AM | | | | | |
| Vol. | 714 | | | | 861 | | | | | |
| P.H.F. | 0.935 | | | | 0.974 | | | | | |
| PM Peak | 12:30 PM | | | | 4:45 PM | | | | | |
| Vol. | 772 | | | | 876 | | | | | |
| P.H.F. | 0.898 | | | | 0.932 | | | | | |
| Percentage | 31.8% | 68.2% | | | 28.8% | 71.2% | | | | |

CITY OF SAN DIEGO - TRAFFIC ENGINEERING

Machine Count Traffic Volumes - City Street

All From Dates 1/1/1990 to 1/27/2011

1/27/2011

Page 695

| STREET NAM | LIMITS | BLOCK NOS. | STATION NUMBER | DIRECTION | WK-DAY VOLUME | STARTING DATE | FILE NUMBER |
|------------|------------------------|---------------|----------------|-----------|---------------|---------------|-------------|
| MIDWAY DR | [GAINES ST - RILEY ST] | 03100 - 03150 | 1190 | EAST | 14600 | 6/27/1990 | 0985-90 |
| | | | | WEST | 17700 | 7/20/1990 | 0986-90 |
| | | | | EAST | 13800 | 6/17/1991 | 0917-91 |
| | | | | WEST | 16900 | 6/17/1991 | 0918-91 |
| | | | | *TOTAL | 30700 | | |
| | | | | EAST | 14300 | 6/9/1992 | 0498-92 |
| | | | | WEST | 16900 | 6/9/1992 | 0499-92 |
| | | | | *TOTAL | 31200 | | |
| | | | | EAST | 12100 | 6/2/1995 | 0663-95 |
| | | | | WEST | 15100 | 6/2/1995 | 0664-95 |
| | | | | *TOTAL | 27200 | | |
| | | | | EAST | 12600 | 6/22/1999 | 0479-99 |
| | | | | WEST | 14900 | 6/22/1999 | 0479-99 |
| | | | | *TOTAL | 27500 | | |
| | | | | EAST | 10960 | 6/18/2002 | 0629-02 |
| | | | | WEST | 14250 | 6/25/2002 | 0630-02 |
| | | | | EAST | 18590 | 6/13/2006 | 0068-06 |
| | | | | WEST | 14360 | 6/13/2006 | 0068-06 |
| | | | | *TOTAL | 32950 | | |
| | | | | EAST | 12720 | 8/12/2008 | 0313-08 |
| WEST | 14410 | 8/12/2008 | 0313-08 | | | | |
| *TOTAL | 27130 | | | | | | |
| EAST | 12860 | 6/16/2009 | MC0396-0 | | | | |
| WEST | 14745 | 6/16/2009 | MC0396-0 | | | | |
| *TOTAL | 27605 | | | | | | |
| MIDWAY DR | [KEMPER ST - DUKE ST] | 03600 - 03800 | 1771 | EAST | 12200 | 6/18/1991 | 0855-91 |
| | | | | WEST | 12900 | 6/18/1991 | 0856-91 |
| | | | | *TOTAL | 25100 | | |
| | | | | EAST | 13000 | 5/26/1993 | 0418-93 |
| | | | | WEST | 13300 | 5/26/1993 | 0419-93 |
| | | | | *TOTAL | 26300 | | |
| | | | | EAST | 10800 | 5/13/1996 | 0487-96 |

Prepared by NDS/ATD

| | | | | | | | | | | |
|--|--|--|--|-----------------------------|--|---------------------|---------------|-----------|-----------|---------------|
| Volumes for: Thursday, June 17, 2010 | | | | City: San Diego | | Daily Totals | | | | Total |
| Location: Midway Dr (STATION#1860/FILE#MC0443-10) | | | | Project: 10-4169-031 | | NB | SB | EB | WB | Total |
| | | | | | | 11,737 | 11,246 | 0 | 0 | 22,983 |

| AM Period | NB | SB | EB | WB | PM Period | NB | SB | EB | WB | Total |
|-----------|-----|-----|-----|-----|-----------|-----|-----|-----|-----|-------|
| 00:00 | 17 | 24 | | | 12:00 | 237 | 211 | | | |
| 00:15 | 27 | 40 | | | 12:15 | 236 | 200 | | | |
| 00:30 | 23 | 20 | | | 12:30 | 267 | 215 | | | |
| 00:45 | 18 | 85 | 17 | 101 | 12:45 | 215 | 955 | 277 | 903 | 1858 |
| 01:00 | 9 | 21 | | | 13:00 | 246 | 225 | | | |
| 01:15 | 13 | 15 | | | 13:15 | 221 | 182 | | | |
| 01:30 | 18 | 11 | | | 13:30 | 225 | 188 | | | |
| 01:45 | 14 | 54 | 27 | 74 | 13:45 | 223 | 915 | 234 | 829 | 1744 |
| 02:00 | 17 | 20 | | | 14:00 | 192 | 203 | | | |
| 02:15 | 14 | 13 | | | 14:15 | 209 | 201 | | | |
| 02:30 | 6 | 14 | | | 14:30 | 183 | 212 | | | |
| 02:45 | 6 | 43 | 9 | 56 | 14:45 | 218 | 802 | 209 | 825 | 1627 |
| 03:00 | 5 | 3 | | | 15:00 | 211 | 199 | | | |
| 03:15 | 11 | 11 | | | 15:15 | 208 | 205 | | | |
| 03:30 | 16 | 7 | | | 15:30 | 213 | 207 | | | |
| 03:45 | 16 | 48 | 10 | 31 | 15:45 | 212 | 844 | 226 | 837 | 1681 |
| 04:00 | 17 | 12 | | | 16:00 | 240 | 230 | | | |
| 04:15 | 13 | 12 | | | 16:15 | 233 | 193 | | | |
| 04:30 | 18 | 13 | | | 16:30 | 247 | 234 | | | |
| 04:45 | 19 | 67 | 19 | 56 | 16:45 | 249 | 969 | 204 | 861 | 1830 |
| 05:00 | 16 | 29 | | | 17:00 | 254 | 209 | | | |
| 05:15 | 34 | 28 | | | 17:15 | 294 | 225 | | | |
| 05:30 | 38 | 47 | | | 17:30 | 264 | 185 | | | |
| 05:45 | 72 | 160 | 38 | 142 | 17:45 | 185 | 997 | 220 | 839 | 1836 |
| 06:00 | 49 | 58 | | | 18:00 | 175 | 205 | | | |
| 06:15 | 57 | 61 | | | 18:15 | 172 | 158 | | | |
| 06:30 | 80 | 79 | | | 18:30 | 148 | 175 | | | |
| 06:45 | 104 | 290 | 98 | 296 | 18:45 | 144 | 639 | 144 | 682 | 1321 |
| 07:00 | 97 | 100 | | | 19:00 | 142 | 175 | | | |
| 07:15 | 115 | 139 | | | 19:15 | 143 | 147 | | | |
| 07:30 | 143 | 124 | | | 19:30 | 127 | 140 | | | |
| 07:45 | 136 | 491 | 117 | 480 | 19:45 | 151 | 563 | 169 | 631 | 1194 |
| 08:00 | 144 | 128 | | | 20:00 | 92 | 127 | | | |
| 08:15 | 161 | 113 | | | 20:15 | 102 | 133 | | | |
| 08:30 | 129 | 97 | | | 20:30 | 67 | 127 | | | |
| 08:45 | 148 | 582 | 106 | 444 | 20:45 | 76 | 337 | 120 | 507 | 844 |
| 09:00 | 150 | 107 | | | 21:00 | 79 | 121 | | | |
| 09:15 | 182 | 142 | | | 21:15 | 84 | 87 | | | |
| 09:30 | 179 | 163 | | | 21:30 | 58 | 99 | | | |
| 09:45 | 176 | 687 | 131 | 543 | 21:45 | 55 | 276 | 77 | 384 | 660 |
| 10:00 | 159 | 127 | | | 22:00 | 54 | 76 | | | |
| 10:15 | 180 | 139 | | | 22:15 | 41 | 53 | | | |
| 10:30 | 184 | 148 | | | 22:30 | 35 | 40 | | | |
| 10:45 | 189 | 712 | 167 | 581 | 22:45 | 31 | 161 | 48 | 217 | 378 |
| 11:00 | 205 | 182 | | | 23:00 | 29 | 41 | | | |
| 11:15 | 236 | 178 | | | 23:15 | 20 | 26 | | | |
| 11:30 | 265 | 201 | | | 23:30 | 34 | 39 | | | |
| 11:45 | 248 | 954 | 228 | 789 | 23:45 | 23 | 106 | 32 | 138 | 244 |

| | | | | | | | | | | |
|-------------------|------|------|--|-------------|--|------|------|--|--|--------------|
| Total Vol. | 4173 | 3593 | | 7766 | | 7564 | 7653 | | | 15217 |
|-------------------|------|------|--|-------------|--|------|------|--|--|--------------|

| | | | | | | | | | |
|-----------------------|--|--|--|--|---------------|---------------|-----------|-----------|---------------|
| Daily Totals : | | | | | NB | SB | EB | WB | Total |
| | | | | | 11,737 | 11,246 | 0 | 0 | 22,983 |

| Split % | AM | | | 33.8% | PM | | | 66.2% |
|-------------------|-------|-------|--|-------------------|-------|-------|--|--------------|
| | 53.7% | 46.3% | | | 49.7% | 50.3% | | |
| AM | | | | PM | | | | |
| Peak Hr. | 11:45 | 11:45 | | Peak Hr. | 16:45 | 12:15 | | 16:30 |
| Volume | 988 | 854 | | Volume | 1061 | 917 | | 1916 |
| P.H.F. | 0.925 | 0.936 | | P.H.F. | 0.902 | 0.828 | | 0.923 |
| 7 - 9 Vol. | 1073 | 924 | | 4 - 6 Vol. | 1966 | 1700 | | 3666 |
| Peak Hr. | 07:30 | 07:15 | | Peak Hr. | 16:45 | 16:30 | | 16:30 |
| Volume | 584 | 508 | | Volume | 1061 | 872 | | 1916 |
| P.H.F. | 0.907 | 0.914 | | P.H.F. | 0.902 | 0.932 | | 0.923 |

Field Data Services of Arizona, Inc.
(520) 316-6745

Volumes for: Wednesday, May 25, 2011

City: San Diego

Project #: 11-1080-087

Location: Mission Bay Dr. btwn. I-8 EB On Ramp & Sports Arena Blvd.

| AM Period | NB | SB | EB | WB | PM Period | NB | SB | EB | WB |
|-------------------|-------|-------|--------------|--------------|-----------|-------|-----------|---------------------|-----------------|
| 00:00 | 29 | 33 | | | 12:00 | 269 | 213 | | |
| 00:15 | 37 | 32 | | | 12:15 | 297 | 241 | | |
| 00:30 | 25 | 31 | | | 12:30 | 289 | 248 | | |
| 00:45 | 27 | 118 | 14 | 110 | 12:45 | 298 | 1153 | 252 | 954 |
| 01:00 | 23 | 31 | | | 13:00 | 273 | 249 | | 2107 |
| 01:15 | 27 | 22 | | | 13:15 | 314 | 230 | | |
| 01:30 | 21 | 27 | | | 13:30 | 298 | 230 | | |
| 01:45 | 18 | 89 | 23 | 103 | 13:45 | 298 | 1183 | 253 | 962 |
| 02:00 | 22 | 16 | | | 14:00 | 303 | 239 | | 2145 |
| 02:15 | 19 | 12 | | | 14:15 | 295 | 219 | | |
| 02:30 | 20 | 19 | | | 14:30 | 274 | 205 | | |
| 02:45 | 13 | 74 | 8 | 55 | 14:45 | 284 | 1156 | 224 | 887 |
| 03:00 | 9 | 18 | | | 15:00 | 252 | 235 | | 2043 |
| 03:15 | 7 | 9 | | | 15:15 | 296 | 260 | | |
| 03:30 | 18 | 8 | | | 15:30 | 270 | 240 | | |
| 03:45 | 22 | 56 | 11 | 46 | 15:45 | 265 | 1083 | 262 | 997 |
| 04:00 | 15 | 11 | | | 16:00 | 312 | 251 | | 2080 |
| 04:15 | 18 | 12 | | | 16:15 | 306 | 285 | | |
| 04:30 | 16 | 11 | | | 16:30 | 296 | 276 | | |
| 04:45 | 23 | 72 | 25 | 59 | 16:45 | 279 | 1193 | 257 | 1069 |
| 05:00 | 28 | 23 | | | 17:00 | 360 | 274 | | 2262 |
| 05:15 | 31 | 33 | | | 17:15 | 292 | 320 | | |
| 05:30 | 40 | 25 | | | 17:30 | 288 | 289 | | |
| 05:45 | 64 | 163 | 79 | 160 | 17:45 | 282 | 1222 | 303 | 1186 |
| 06:00 | 81 | 60 | | | 18:00 | 276 | 298 | | 2408 |
| 06:15 | 95 | 77 | | | 18:15 | 257 | 274 | | |
| 06:30 | 132 | 90 | | | 18:30 | 252 | 228 | | |
| 06:45 | 136 | 444 | 121 | 348 | 18:45 | 263 | 1048 | 225 | 1025 |
| 07:00 | 177 | 157 | | | 19:00 | 260 | 215 | | 2073 |
| 07:15 | 202 | 183 | | | 19:15 | 212 | 192 | | |
| 07:30 | 233 | 192 | | | 19:30 | 229 | 180 | | |
| 07:45 | 250 | 862 | 246 | 778 | 19:45 | 209 | 910 | 170 | 757 |
| 08:00 | 204 | 209 | | | 20:00 | 217 | 153 | | 1667 |
| 08:15 | 205 | 199 | | | 20:15 | 197 | 153 | | |
| 08:30 | 208 | 209 | | | 20:30 | 187 | 144 | | |
| 08:45 | 240 | 857 | 200 | 817 | 20:45 | 158 | 759 | 136 | 586 |
| 09:00 | 218 | 232 | | | 21:00 | 163 | 140 | | 1345 |
| 09:15 | 225 | 213 | | | 21:15 | 136 | 110 | | |
| 09:30 | 262 | 203 | | | 21:30 | 165 | 96 | | |
| 09:45 | 249 | 954 | 235 | 883 | 21:45 | 140 | 604 | 98 | 444 |
| 10:00 | 219 | 228 | | | 22:00 | 129 | 71 | | 1048 |
| 10:15 | 241 | 244 | | | 22:15 | 111 | 65 | | |
| 10:30 | 222 | 214 | | | 22:30 | 104 | 71 | | |
| 10:45 | 230 | 912 | 230 | 916 | 22:45 | 99 | 443 | 64 | 271 |
| 11:00 | 217 | 233 | | | 23:00 | 67 | 69 | | 714 |
| 11:15 | 214 | 241 | | | 23:15 | 67 | 59 | | |
| 11:30 | 215 | 225 | | | 23:30 | 55 | 42 | | |
| 11:45 | 228 | 874 | 236 | 935 | 23:45 | 30 | 219 | 44 | 214 |
| Total Vol. | 5475 | 5210 | | 10685 | | 10973 | 9352 | | 20325 |
| | | | | | | | | Daily Totals | |
| | | | | | | NB | SB | EB | WB |
| | | | | | | 16448 | 14562 | | 31010 |
| | | | | | | | | | Combined |
| Split % | | | AM | | | | PM | | |
| | 51.2% | 48.8% | 34.5% | | 54.0% | 46.0% | | | 65.5% |
| Peak Hour | 11:45 | 11:45 | 11:45 | | 16:15 | 17:15 | | | 17:00 |
| Volume | 1083 | 938 | 2021 | | 1241 | 1210 | | | 2408 |
| P.H.F. | 0.91 | 0.95 | 0.94 | | 0.86 | 0.95 | | | 0.95 |

Field Data Services of Arizona, Inc.
(520) 316-6745

Volumes for: Wednesday, May 25, 2011

City: San Diego

Project #: 11-1080-090

Location: Sports Arena Blvd. btwn. Midway Dr. & Hancock St.

| AM Period | NB | SB | EB | WB | PM Period | NB | SB | EB | WB | | | |
|-----------|----|----|-----|-----|-----------|-----|------|-----|-----|-----|-----|------|
| 00:00 | | | 8 | 21 | 12:00 | | | 144 | 148 | | | |
| 00:15 | | | 14 | 21 | 12:15 | | | 135 | 137 | | | |
| 00:30 | | | 6 | 16 | 12:30 | | | 163 | 142 | | | |
| 00:45 | | | 5 | 33 | 14 | 72 | 105 | 141 | 583 | 141 | 568 | 1151 |
| 01:00 | | | 7 | 10 | 13:00 | | | 148 | 167 | | | |
| 01:15 | | | 4 | 7 | 13:15 | | | 137 | 161 | | | |
| 01:30 | | | 4 | 1 | 13:30 | | | 156 | 158 | | | |
| 01:45 | | | 3 | 18 | 9 | 27 | 45 | 152 | 593 | 155 | 641 | 1234 |
| 02:00 | | | 6 | 9 | 14:00 | | | 150 | 152 | | | |
| 02:15 | | | 5 | 7 | 14:15 | | | 139 | 140 | | | |
| 02:30 | | | 2 | 3 | 14:30 | | | 140 | 133 | | | |
| 02:45 | | | 2 | 15 | 3 | 22 | 37 | 147 | 576 | 139 | 564 | 1140 |
| 03:00 | | | 7 | 5 | 15:00 | | | 133 | 146 | | | |
| 03:15 | | | 6 | 7 | 15:15 | | | 139 | 180 | | | |
| 03:30 | | | 6 | 4 | 15:30 | | | 163 | 158 | | | |
| 03:45 | | | 6 | 25 | 5 | 21 | 46 | 152 | 587 | 166 | 650 | 1237 |
| 04:00 | | | 4 | 6 | 16:00 | | | 162 | 169 | | | |
| 04:15 | | | 4 | 4 | 16:15 | | | 142 | 171 | | | |
| 04:30 | | | 6 | 8 | 16:30 | | | 171 | 215 | | | |
| 04:45 | | | 8 | 22 | 8 | 26 | 48 | 143 | 618 | 166 | 721 | 1339 |
| 05:00 | | | 10 | 7 | 17:00 | | | 155 | 213 | | | |
| 05:15 | | | 12 | 5 | 17:15 | | | 164 | 220 | | | |
| 05:30 | | | 25 | 17 | 17:30 | | | 155 | 194 | | | |
| 05:45 | | | 32 | 79 | 12 | 41 | 120 | 173 | 647 | 168 | 795 | 1442 |
| 06:00 | | | 32 | 20 | 18:00 | | | 159 | 197 | | | |
| 06:15 | | | 42 | 22 | 18:15 | | | 156 | 175 | | | |
| 06:30 | | | 62 | 32 | 18:30 | | | 178 | 155 | | | |
| 06:45 | | | 71 | 207 | 51 | 125 | 332 | 140 | 633 | 150 | 677 | 1310 |
| 07:00 | | | 78 | 62 | 19:00 | | | 134 | 152 | | | |
| 07:15 | | | 109 | 61 | 19:15 | | | 153 | 152 | | | |
| 07:30 | | | 115 | 57 | 19:30 | | | 119 | 137 | | | |
| 07:45 | | | 135 | 437 | 57 | 237 | 674 | 116 | 522 | 156 | 597 | 1119 |
| 08:00 | | | 140 | 65 | 20:00 | | | 117 | 123 | | | |
| 08:15 | | | 139 | 80 | 20:15 | | | 105 | 133 | | | |
| 08:30 | | | 122 | 96 | 20:30 | | | 82 | 120 | | | |
| 08:45 | | | 145 | 546 | 91 | 332 | 878 | 74 | 378 | 115 | 491 | 869 |
| 09:00 | | | 124 | 79 | 21:00 | | | 78 | 103 | | | |
| 09:15 | | | 139 | 109 | 21:15 | | | 55 | 104 | | | |
| 09:30 | | | 133 | 122 | 21:30 | | | 36 | 90 | | | |
| 09:45 | | | 154 | 550 | 126 | 436 | 986 | 40 | 209 | 83 | 380 | 589 |
| 10:00 | | | 147 | 139 | 22:00 | | | 29 | 84 | | | |
| 10:15 | | | 141 | 133 | 22:15 | | | 27 | 59 | | | |
| 10:30 | | | 152 | 130 | 22:30 | | | 30 | 68 | | | |
| 10:45 | | | 133 | 573 | 128 | 530 | 1103 | 19 | 105 | 51 | 262 | 367 |
| 11:00 | | | 130 | 124 | 23:00 | | | 14 | 143 | | | |
| 11:15 | | | 128 | 147 | 23:15 | | | 20 | 55 | | | |
| 11:30 | | | 124 | 152 | 23:30 | | | 24 | 26 | | | |
| 11:45 | | | 147 | 529 | 163 | 586 | 1115 | 14 | 72 | 17 | 241 | 313 |

Total Vol. 3034 2455 **5489** 5523 6587 **12110**

| Daily Totals | | | | |
|--------------|----|------|------|--------------|
| NB | SB | EB | WB | Combined |
| | | 8557 | 9042 | 17599 |

| Split % | AM | | | PM | | |
|---------|-------|-------|--------------|-------|-------|--------------|
| | 55.3% | 44.7% | 31.2% | 45.6% | 54.4% | 68.8% |

| Peak Hour | 09:45 | 11:15 | 11:45 | 17:45 | 16:30 | 16:30 |
|-----------|-------|-------|--------------|-------|-------|--------------|
| Volume | 594 | 610 | 1179 | 666 | 814 | 1447 |
| P.H.F. | 0.96 | 0.94 | 0.95 | 0.94 | 0.93 | 0.94 |

Field Data Services of Arizona, Inc.
(520) 316-6745

Volumes for: Wednesday, May 25, 2011

City: San Diego

Project #: 11-1080-091

Location: Sports Arena Blvd. btwn. Kemper St. & East Dr.

| AM Period | NB | SB | EB | WB | PM Period | NB | SB | EB | WB | | | | |
|-----------|----|----|-----|-----|-----------|-----|------|-------|-----|-----|-----|-----|------|
| 00:00 | | | 26 | 15 | 12:00 | | | 122 | 130 | | | | |
| 00:15 | | | 14 | 15 | 12:15 | | | 131 | 133 | | | | |
| 00:30 | | | 11 | 15 | 12:30 | | | 128 | 139 | | | | |
| 00:45 | | | 10 | 61 | 13 | 58 | 119 | 12:45 | 133 | 514 | 143 | 545 | 1059 |
| 01:00 | | | 5 | 12 | 13:00 | | | 130 | 141 | | | | |
| 01:15 | | | 5 | 5 | 13:15 | | | 163 | 147 | | | | |
| 01:30 | | | 4 | 3 | 13:30 | | | 139 | 154 | | | | |
| 01:45 | | | 8 | 22 | 8 | 28 | 50 | 13:45 | 155 | 587 | 166 | 608 | 1195 |
| 02:00 | | | 9 | 4 | 14:00 | | | 154 | 196 | | | | |
| 02:15 | | | 5 | 3 | 14:15 | | | 174 | 185 | | | | |
| 02:30 | | | 1 | 3 | 14:30 | | | 155 | 174 | | | | |
| 02:45 | | | 1 | 16 | 0 | 10 | 26 | 14:45 | 156 | 639 | 187 | 742 | 1381 |
| 03:00 | | | 4 | 3 | 15:00 | | | 166 | 188 | | | | |
| 03:15 | | | 0 | 9 | 15:15 | | | 198 | 174 | | | | |
| 03:30 | | | 6 | 9 | 15:30 | | | 187 | 154 | | | | |
| 03:45 | | | 10 | 20 | 8 | 29 | 49 | 15:45 | 174 | 725 | 165 | 681 | 1406 |
| 04:00 | | | 12 | 6 | 16:00 | | | 188 | 166 | | | | |
| 04:15 | | | 5 | 3 | 16:15 | | | 204 | 158 | | | | |
| 04:30 | | | 10 | 10 | 16:30 | | | 218 | 162 | | | | |
| 04:45 | | | 9 | 36 | 12 | 31 | 67 | 16:45 | 213 | 823 | 165 | 651 | 1474 |
| 05:00 | | | 14 | 5 | 17:00 | | | 237 | 185 | | | | |
| 05:15 | | | 14 | 6 | 17:15 | | | 246 | 200 | | | | |
| 05:30 | | | 20 | 29 | 17:30 | | | 216 | 166 | | | | |
| 05:45 | | | 31 | 79 | 39 | 79 | 158 | 17:45 | 231 | 930 | 179 | 730 | 1660 |
| 06:00 | | | 27 | 32 | 18:00 | | | 222 | 178 | | | | |
| 06:15 | | | 30 | 37 | 18:15 | | | 244 | 188 | | | | |
| 06:30 | | | 68 | 48 | 18:30 | | | 224 | 171 | | | | |
| 06:45 | | | 62 | 187 | 67 | 184 | 371 | 18:45 | 206 | 896 | 166 | 703 | 1599 |
| 07:00 | | | 78 | 76 | 19:00 | | | 213 | 162 | | | | |
| 07:15 | | | 101 | 53 | 19:15 | | | 194 | 129 | | | | |
| 07:30 | | | 129 | 77 | 19:30 | | | 191 | 115 | | | | |
| 07:45 | | | 117 | 425 | 72 | 278 | 703 | 19:45 | 185 | 783 | 101 | 507 | 1290 |
| 08:00 | | | 126 | 103 | 20:00 | | | 163 | 97 | | | | |
| 08:15 | | | 124 | 83 | 20:15 | | | 159 | 110 | | | | |
| 08:30 | | | 132 | 93 | 20:30 | | | 140 | 88 | | | | |
| 08:45 | | | 135 | 517 | 98 | 377 | 894 | 20:45 | 148 | 610 | 70 | 365 | 975 |
| 09:00 | | | 148 | 86 | 21:00 | | | 121 | 73 | | | | |
| 09:15 | | | 147 | 117 | 21:15 | | | 131 | 61 | | | | |
| 09:30 | | | 127 | 122 | 21:30 | | | 135 | 62 | | | | |
| 09:45 | | | 128 | 550 | 121 | 446 | 996 | 21:45 | 112 | 499 | 51 | 247 | 746 |
| 10:00 | | | 114 | 120 | 22:00 | | | 103 | 56 | | | | |
| 10:15 | | | 128 | 122 | 22:15 | | | 73 | 44 | | | | |
| 10:30 | | | 133 | 147 | 22:30 | | | 103 | 45 | | | | |
| 10:45 | | | 130 | 505 | 124 | 513 | 1018 | 22:45 | 110 | 389 | 48 | 193 | 582 |
| 11:00 | | | 128 | 128 | 23:00 | | | 253 | 80 | | | | |
| 11:15 | | | 124 | 133 | 23:15 | | | 102 | 36 | | | | |
| 11:30 | | | 141 | 139 | 23:30 | | | 55 | 29 | | | | |
| 11:45 | | | 143 | 536 | 163 | 563 | 1099 | 23:45 | 29 | 439 | 22 | 167 | 606 |

Total Vol. 2954 2596 **5550** 7834 6139 **13973**

| Split % | AM | | | PM | | |
|------------------|-------|-------|--------------|-------|-------|--------------|
| | NB | SB | Combined | NB | SB | Combined |
| | 53.2% | 46.8% | 28.4% | 56.1% | 43.9% | 71.6% |
| Peak Hour | 08:30 | 11:15 | 11:30 | 17:00 | 14:00 | 17:00 |
| Volume | 562 | 565 | 1102 | 930 | 742 | 1660 |
| P.H.F. | 0.95 | 0.87 | 0.90 | 0.95 | 0.95 | 0.93 |

CITY OF SAN DIEGO - TRAFFIC ENGINEERING

Machine Count Traffic Volumes - City Street

All From Dates 1/1/1990 to 1/27/2011

1/27/2011

Page 1038

| STREET NAM | LIMITS | BLOCK NOS. | STATION NUMBER | DIRECTION | WK-DAY VOLUME | STARTING DATE | FILE NUMBER |
|-----------------|-----------------------------|---------------|----------------|-----------|---------------|---------------|-------------|
| SPORTS ARENA BL | [ROSECRANS ST - EAST DR] | 03100 - 03300 | 1211 | EAST | 14780 | 6/15/2005 | 0296-05 |
| | | | | WEST | 14640 | 6/15/2005 | 0296-05 |
| | | | | *TOTAL | 29420 | | |
| | | | | EAST | 13620 | 7/29/2008 | 0315-08 |
| | | | | WEST | 13160 | 7/29/2008 | 0315-08 |
| | | | | *TOTAL | 26780 | | |
| SPORTS ARENA BL | [KEMPER ST - HANCOCK ST] | 03600 - 03800 | 1210 | EAST | 11200 | 6/25/1990 | 0976-90 |
| | | | | WEST | 10300 | 6/25/1990 | 0977-90 |
| | | | | *TOTAL | 21500 | | |
| | | | | EAST | 9400 | 6/18/1991 | 0853-91 |
| | | | | WEST | 7900 | 6/18/1991 | 0854-91 |
| | | | | *TOTAL | 17300 | | |
| | | | | EAST | 8400 | 9/15/1994 | 0672-94 |
| | | | | WEST | 8600 | 9/15/1994 | 0673-94 |
| | | | | *TOTAL | 17000 | | |
| | | | | EAST | 9600 | 6/17/1997 | 0370-97 |
| | | | | WEST | 9500 | 6/17/1997 | 0371-97 |
| | | | | *TOTAL | 19100 | | |
| | | | | EAST | 9780 | 6/9/2005 | 0292-05 |
| | | | | WEST | 9590 | 6/9/2005 | 0292-05 |
| | | | | *TOTAL | 19370 | | |
| | | | | EAST | 8105 | 6/15/2010 | MC0511-1 |
| | | | | WEST | 8655 | 6/15/2010 | MC0511-1 |
| | | | | *TOTAL | 16760 | | |
| EAST | 7475 | 1/11/2011 | MC1210-1 | | | | |
| WEST | 8145 | 1/11/2011 | MC1210-1 | | | | |
| *TOTAL | 15620 | | | | | | |
| SPORTS ARENA BL | [HANCOCK ST - W PT LOMA BL] | 03800 - 03900 | 1213 | EAST | 10000 | 6/25/1990 | 1001-90 |
| | | | | WEST | 11200 | 6/25/1990 | 1002-90 |
| | | | | *TOTAL | 21200 | | |
| | | | | EAST | 10600 | 6/26/1991 | 0952-91 |
| | | | | WEST | 16300 | 6/26/1991 | 0953-91 |
| | | | | *TOTAL | | | |

Field Data Services of Arizona, Inc.
(520) 316-6745

Volumes for: Wednesday, May 25, 2011

City: San Diego

Project #: 11-1080-092

Location: Sports Arena Blvd. btwn. Rosecrans St. & Enterprise St.

| AM Period | NB | SB | EB | WB | PM Period | NB | SB | EB | WB | | | |
|-----------|----|----|----|-----|-----------|-----|-----|----|-----|----|-----|-----|
| 00:00 | | | 0 | 1 | 12:00 | | | 44 | 24 | | | |
| 00:15 | | | 2 | 2 | 12:15 | | | 33 | 28 | | | |
| 00:30 | | | 0 | 0 | 12:30 | | | 36 | 24 | | | |
| 00:45 | | | 0 | 2 | 4 | 7 | 9 | 37 | 150 | 21 | 97 | 247 |
| 01:00 | | | 0 | 3 | 13:00 | | | 31 | 28 | | | |
| 01:15 | | | 2 | 0 | 13:15 | | | 31 | 24 | | | |
| 01:30 | | | 0 | 0 | 13:30 | | | 30 | 26 | | | |
| 01:45 | | | 1 | 3 | 1 | 4 | 7 | 36 | 128 | 22 | 100 | 228 |
| 02:00 | | | 0 | 4 | 14:00 | | | 30 | 20 | | | |
| 02:15 | | | 0 | 0 | 14:15 | | | 29 | 24 | | | |
| 02:30 | | | 2 | 2 | 14:30 | | | 20 | 21 | | | |
| 02:45 | | | 0 | 2 | 8 | 14 | 16 | 30 | 109 | 14 | 79 | 188 |
| 03:00 | | | 2 | 1 | 15:00 | | | 17 | 19 | | | |
| 03:15 | | | 0 | 1 | 15:15 | | | 20 | 22 | | | |
| 03:30 | | | 1 | 3 | 15:30 | | | 18 | 20 | | | |
| 03:45 | | | 3 | 6 | 3 | 8 | 14 | 19 | 74 | 28 | 89 | 163 |
| 04:00 | | | 0 | 2 | 16:00 | | | 25 | 24 | | | |
| 04:15 | | | 0 | 4 | 16:15 | | | 33 | 32 | | | |
| 04:30 | | | 2 | 0 | 16:30 | | | 31 | 39 | | | |
| 04:45 | | | 0 | 2 | 2 | 8 | 10 | 18 | 107 | 35 | 130 | 237 |
| 05:00 | | | 2 | 2 | 17:00 | | | 14 | 54 | | | |
| 05:15 | | | 0 | 2 | 17:15 | | | 9 | 74 | | | |
| 05:30 | | | 1 | 8 | 17:30 | | | 15 | 45 | | | |
| 05:45 | | | 4 | 7 | 4 | 16 | 23 | 21 | 59 | 50 | 223 | 282 |
| 06:00 | | | 5 | 5 | 18:00 | | | 14 | 21 | | | |
| 06:15 | | | 2 | 3 | 18:15 | | | 26 | 28 | | | |
| 06:30 | | | 3 | 1 | 18:30 | | | 13 | 21 | | | |
| 06:45 | | | 6 | 16 | 1 | 10 | 26 | 16 | 69 | 14 | 84 | 153 |
| 07:00 | | | 10 | 11 | 19:00 | | | 9 | 16 | | | |
| 07:15 | | | 13 | 10 | 19:15 | | | 11 | 13 | | | |
| 07:30 | | | 15 | 14 | 19:30 | | | 15 | 11 | | | |
| 07:45 | | | 15 | 53 | 8 | 43 | 96 | 8 | 43 | 10 | 50 | 93 |
| 08:00 | | | 13 | 11 | 20:00 | | | 6 | 8 | | | |
| 08:15 | | | 12 | 10 | 20:15 | | | 7 | 7 | | | |
| 08:30 | | | 9 | 14 | 20:30 | | | 6 | 5 | | | |
| 08:45 | | | 18 | 52 | 19 | 54 | 106 | 10 | 29 | 3 | 23 | 52 |
| 09:00 | | | 30 | 13 | 21:00 | | | 2 | 2 | | | |
| 09:15 | | | 15 | 18 | 21:15 | | | 3 | 1 | | | |
| 09:30 | | | 19 | 11 | 21:30 | | | 9 | 4 | | | |
| 09:45 | | | 22 | 86 | 10 | 52 | 138 | 4 | 18 | 1 | 8 | 26 |
| 10:00 | | | 31 | 14 | 22:00 | | | 3 | 5 | | | |
| 10:15 | | | 22 | 42 | 22:15 | | | 3 | 2 | | | |
| 10:30 | | | 22 | 32 | 22:30 | | | 11 | 1 | | | |
| 10:45 | | | 31 | 106 | 28 | 116 | 222 | 0 | 17 | 4 | 12 | 29 |
| 11:00 | | | 28 | 24 | 23:00 | | | 7 | 1 | | | |
| 11:15 | | | 29 | 25 | 23:15 | | | 2 | 5 | | | |
| 11:30 | | | 32 | 24 | 23:30 | | | 3 | 2 | | | |
| 11:45 | | | 33 | 122 | 16 | 89 | 211 | 2 | 14 | 3 | 11 | 25 |

Total Vol. 457 421 878 817 906 1723

| Daily Totals | | NB | SB | EB | WB | Combined |
|--------------|--|----|----|------|------|----------|
| | | | | 1274 | 1327 | 2601 |

| Split % | AM | | | PM | | |
|------------------|-------|-------|-------|-------|-------|-------|
| | 52.1% | 47.9% | 33.8% | 47.4% | 52.6% | 66.2% |
| Peak Hour | 11:45 | 10:15 | 11:45 | 12:00 | 17:00 | 17:00 |
| Volume | 146 | 126 | 238 | 150 | 223 | 282 |
| P.H.F. | 0.83 | 0.75 | 0.88 | 0.85 | 0.75 | 0.85 |

Volumes for: Thursday, August 19, 2010

City: San Diego

Project #: 10-4243-049

Location: Kurtz St (STATION#1873/FILE#MC0742-10) between Riley St & Greenwood St

| AM Period | NB | SB | EB | WB | PM Period | NB | SB | EB | WB | |
|-------------------|----|--------|-----|--------------|-----------|----|--------|---------------------|-------------|--------------|
| 00:00 | | 14 | | | 12:00 | | 130 | | | |
| 00:15 | | 8 | | | 12:15 | | 127 | | | |
| 00:30 | | 15 | | | 12:30 | | 107 | | | |
| 00:45 | | 11 | 48 | | 12:45 | | 105 | 469 | 469 | |
| 01:00 | | 9 | | | 13:00 | | 110 | | | |
| 01:15 | | 4 | | | 13:15 | | 91 | | | |
| 01:30 | | 4 | | | 13:30 | | 104 | | | |
| 01:45 | | 6 | 23 | | 13:45 | | 94 | 399 | 399 | |
| 02:00 | | 5 | | | 14:00 | | 83 | | | |
| 02:15 | | 6 | | | 14:15 | | 100 | | | |
| 02:30 | | 4 | | | 14:30 | | 89 | | | |
| 02:45 | | 2 | 17 | | 14:45 | | 90 | 362 | 362 | |
| 03:00 | | 5 | | | 15:00 | | 109 | | | |
| 03:15 | | 5 | | | 15:15 | | 110 | | | |
| 03:30 | | 8 | | | 15:30 | | 117 | | | |
| 03:45 | | 5 | 23 | | 15:45 | | 115 | 451 | 451 | |
| 04:00 | | 13 | | | 16:00 | | 145 | | | |
| 04:15 | | 22 | | | 16:15 | | 116 | | | |
| 04:30 | | 15 | | | 16:30 | | 128 | | | |
| 04:45 | | 12 | 62 | | 16:45 | | 121 | 510 | 510 | |
| 05:00 | | 12 | | | 17:00 | | 154 | | | |
| 05:15 | | 9 | | | 17:15 | | 113 | | | |
| 05:30 | | 14 | | | 17:30 | | 105 | | | |
| 05:45 | | 18 | 53 | | 17:45 | | 97 | 469 | 469 | |
| 06:00 | | 23 | | | 18:00 | | 93 | | | |
| 06:15 | | 21 | | | 18:15 | | 71 | | | |
| 06:30 | | 34 | | | 18:30 | | 53 | | | |
| 06:45 | | 28 | 106 | | 18:45 | | 47 | 264 | 264 | |
| 07:00 | | 39 | | | 19:00 | | 43 | | | |
| 07:15 | | 45 | | | 19:15 | | 38 | | | |
| 07:30 | | 66 | | | 19:30 | | 45 | | | |
| 07:45 | | 57 | 207 | | 19:45 | | 27 | 153 | 153 | |
| 08:00 | | 61 | | | 20:00 | | 30 | | | |
| 08:15 | | 68 | | | 20:15 | | 42 | | | |
| 08:30 | | 60 | | | 20:30 | | 30 | | | |
| 08:45 | | 69 | 258 | | 20:45 | | 21 | 123 | 123 | |
| 09:00 | | 57 | | | 21:00 | | 21 | | | |
| 09:15 | | 73 | | | 21:15 | | 25 | | | |
| 09:30 | | 86 | | | 21:30 | | 27 | | | |
| 09:45 | | 77 | 293 | | 21:45 | | 26 | 99 | 99 | |
| 10:00 | | 92 | | | 22:00 | | 18 | | | |
| 10:15 | | 89 | | | 22:15 | | 19 | | | |
| 10:30 | | 116 | | | 22:30 | | 18 | | | |
| 10:45 | | 98 | 395 | | 22:45 | | 15 | 70 | 70 | |
| 11:00 | | 105 | | | 23:00 | | 18 | | | |
| 11:15 | | 102 | | | 23:15 | | 16 | | | |
| 11:30 | | 103 | | | 23:30 | | 12 | | | |
| 11:45 | | 116 | 426 | | 23:45 | | 10 | 56 | 56 | |
| Total Vol. | | 1911 | | 1911 | | | 3425 | | 3425 | |
| | | | | | | | | Daily Totals | | |
| | | | | | | NB | SB | EB | WB | Combined |
| | | | | | | | | | | 5336 |
| | | | | | | | | PM | | 64.2% |
| Split % | | 100.0% | | 35.8% | | | 100.0% | | | |
| Peak Hour | | 11:45 | | 11:45 | | | 16:15 | | | 16:15 |
| Volume | | 480 | | 480 | | | 519 | | | 519 |
| P.H.F. | | 0.92 | | 0.92 | | | 0.84 | | | 0.84 |

Field Data Services of Arizona, Inc.
(520) 316-6745

Volumes for: Tuesday, May 24, 2011

City: San Diego

Project #: 11-1080-084

Location: Kurtz St. btwn. Rosecrans St. & Pacific Highway

| AM Period | NB | SB | EB | WB | PM Period | NB | SB | EB | WB | | | |
|-------------------|--------------|--------------|----|-----|--------------|--------------|--------------|---------------------|------|-----|-------------|--------------|
| 00:00 | 2 | 8 | | | 12:00 | 82 | 48 | | | | | |
| 00:15 | 8 | 1 | | | 12:15 | 54 | 71 | | | | | |
| 00:30 | 6 | 2 | | | 12:30 | 68 | 59 | | | | | |
| 00:45 | 7 | 23 | 1 | 12 | 35 | 12:45 | 58 | 262 | 88 | 266 | 528 | |
| 01:00 | 3 | 9 | | | 13:00 | 73 | 68 | | | | | |
| 01:15 | 3 | 1 | | | 13:15 | 38 | 88 | | | | | |
| 01:30 | 2 | 4 | | | 13:30 | 54 | 81 | | | | | |
| 01:45 | 5 | 13 | 5 | 19 | 32 | 13:45 | 50 | 215 | 91 | 328 | 543 | |
| 02:00 | 2 | 4 | | | 14:00 | 53 | 73 | | | | | |
| 02:15 | 4 | 2 | | | 14:15 | 42 | 80 | | | | | |
| 02:30 | 5 | 1 | | | 14:30 | 49 | 67 | | | | | |
| 02:45 | 7 | 18 | 4 | 11 | 29 | 14:45 | 51 | 195 | 79 | 299 | 494 | |
| 03:00 | 7 | 1 | | | 15:00 | 56 | 78 | | | | | |
| 03:15 | 10 | 6 | | | 15:15 | 49 | 63 | | | | | |
| 03:30 | 7 | 2 | | | 15:30 | 65 | 55 | | | | | |
| 03:45 | 6 | 30 | 2 | 11 | 41 | 15:45 | 65 | 235 | 50 | 246 | 481 | |
| 04:00 | 2 | 5 | | | 16:00 | 60 | 54 | | | | | |
| 04:15 | 11 | 4 | | | 16:15 | 61 | 41 | | | | | |
| 04:30 | 3 | 7 | | | 16:30 | 53 | 45 | | | | | |
| 04:45 | 18 | 34 | 3 | 19 | 53 | 16:45 | 58 | 232 | 65 | 205 | 437 | |
| 05:00 | 9 | 8 | | | 17:00 | 67 | 51 | | | | | |
| 05:15 | 18 | 4 | | | 17:15 | 66 | 38 | | | | | |
| 05:30 | 23 | 3 | | | 17:30 | 49 | 46 | | | | | |
| 05:45 | 36 | 86 | 5 | 20 | 106 | 17:45 | 52 | 234 | 46 | 181 | 415 | |
| 06:00 | 41 | 3 | | | 18:00 | 44 | 35 | | | | | |
| 06:15 | 58 | 19 | | | 18:15 | 41 | 54 | | | | | |
| 06:30 | 52 | 22 | | | 18:30 | 47 | 34 | | | | | |
| 06:45 | 72 | 223 | 24 | 68 | 291 | 18:45 | 28 | 160 | 69 | 192 | 352 | |
| 07:00 | 50 | 24 | | | 19:00 | 30 | 66 | | | | | |
| 07:15 | 62 | 29 | | | 19:15 | 16 | 37 | | | | | |
| 07:30 | 58 | 33 | | | 19:30 | 31 | 45 | | | | | |
| 07:45 | 71 | 241 | 30 | 116 | 357 | 19:45 | 27 | 104 | 44 | 192 | 296 | |
| 08:00 | 59 | 54 | | | 20:00 | 25 | 42 | | | | | |
| 08:15 | 59 | 41 | | | 20:15 | 27 | 28 | | | | | |
| 08:30 | 59 | 45 | | | 20:30 | 23 | 48 | | | | | |
| 08:45 | 62 | 239 | 55 | 195 | 434 | 20:45 | 19 | 94 | 23 | 141 | 235 | |
| 09:00 | 47 | 42 | | | 21:00 | 12 | 33 | | | | | |
| 09:15 | 57 | 24 | | | 21:15 | 9 | 25 | | | | | |
| 09:30 | 48 | 29 | | | 21:30 | 12 | 24 | | | | | |
| 09:45 | 49 | 201 | 33 | 128 | 329 | 21:45 | 16 | 49 | 22 | 104 | 153 | |
| 10:00 | 54 | 47 | | | 22:00 | 11 | 24 | | | | | |
| 10:15 | 56 | 37 | | | 22:15 | 8 | 20 | | | | | |
| 10:30 | 54 | 60 | | | 22:30 | 7 | 22 | | | | | |
| 10:45 | 64 | 228 | 31 | 175 | 403 | 22:45 | 11 | 37 | 13 | 79 | 116 | |
| 11:00 | 63 | 58 | | | 23:00 | 8 | 8 | | | | | |
| 11:15 | 65 | 45 | | | 23:15 | 8 | 5 | | | | | |
| 11:30 | 54 | 65 | | | 23:30 | 4 | 6 | | | | | |
| 11:45 | 72 | 254 | 65 | 233 | 487 | 23:45 | 5 | 25 | 3 | 22 | 47 | |
| Total Vol. | 1590 | 1007 | | | 2597 | 1842 | 2255 | | | | 4097 | |
| | | | | | | | | Daily Totals | | | | |
| | | | | | | | | NB | SB | EB | WB | Combined |
| | | | | | | | | 3432 | 3262 | | | 6694 |
| Split % | 61.2% | 38.8% | | | 38.8% | 45.0% | 55.0% | | | | | 61.2% |
| AM | | | | | | | | PM | | | | |
| Peak Hour | 11:45 | 11:30 | | | 11:45 | 12:00 | 13:15 | | | | | 12:45 |
| Volume | 276 | 249 | | | 519 | 262 | 333 | | | | | 548 |
| P.H.F. | 0.84 | 0.88 | | | 0.95 | 0.80 | 0.91 | | | | | 0.94 |

Volumes for: Thursday, July 08, 2010

City: San Diego

Project #: 10-4214-001

Location: Hancock St(STATION#1878/FILE#MC0592-10) between Channel Wy & Sports Arena Blvd

| AM Period | NB | SB | EB | WB | PM Period | NB | SB | EB | WB |
|-------------------|-------|-------|--------------|-------------|-----------|-------|--------------|---------------------|-----------------|
| 00:00 | 3 | 6 | | | 12:00 | 60 | 36 | | |
| 00:15 | 5 | 3 | | | 12:15 | 53 | 44 | | |
| 00:30 | 3 | 2 | | | 12:30 | 66 | 41 | | |
| 00:45 | 0 | 11 | 1 | 12 | 12:45 | 41 | 220 | 42 | 163 |
| 01:00 | 0 | 2 | | | 13:00 | 33 | 51 | | |
| 01:15 | 1 | 1 | | | 13:15 | 43 | 42 | | |
| 01:30 | 1 | 1 | | | 13:30 | 42 | 33 | | |
| 01:45 | 1 | 3 | 1 | 5 | 13:45 | 46 | 164 | 30 | 156 |
| 02:00 | 3 | 1 | | | 14:00 | 49 | 42 | | |
| 02:15 | 0 | 2 | | | 14:15 | 56 | 34 | | |
| 02:30 | 1 | 0 | | | 14:30 | 42 | 40 | | |
| 02:45 | 1 | 5 | 2 | 5 | 14:45 | 42 | 189 | 37 | 153 |
| 03:00 | 2 | 3 | | | 15:00 | 46 | 40 | | |
| 03:15 | 2 | 0 | | | 15:15 | 54 | 32 | | |
| 03:30 | 1 | 2 | | | 15:30 | 51 | 24 | | |
| 03:45 | 3 | 8 | 1 | 6 | 15:45 | 41 | 192 | 26 | 122 |
| 04:00 | 1 | 1 | | | 16:00 | 56 | 29 | | |
| 04:15 | 1 | 4 | | | 16:15 | 38 | 19 | | |
| 04:30 | 2 | 2 | | | 16:30 | 47 | 23 | | |
| 04:45 | 2 | 6 | 8 | 15 | 16:45 | 60 | 201 | 23 | 94 |
| 05:00 | 3 | 6 | | | 17:00 | 51 | 21 | | |
| 05:15 | 2 | 2 | | | 17:15 | 48 | 17 | | |
| 05:30 | 3 | 2 | | | 17:30 | 48 | 23 | | |
| 05:45 | 4 | 12 | 16 | 26 | 17:45 | 28 | 175 | 21 | 82 |
| 06:00 | 6 | 10 | | | 18:00 | 30 | 18 | | |
| 06:15 | 7 | 14 | | | 18:15 | 39 | 19 | | |
| 06:30 | 6 | 21 | | | 18:30 | 25 | 18 | | |
| 06:45 | 11 | 30 | 24 | 69 | 18:45 | 24 | 118 | 14 | 69 |
| 07:00 | 20 | 27 | | | 19:00 | 25 | 21 | | |
| 07:15 | 17 | 23 | | | 19:15 | 16 | 15 | | |
| 07:30 | 21 | 24 | | | 19:30 | 11 | 19 | | |
| 07:45 | 18 | 76 | 37 | 111 | 19:45 | 17 | 69 | 14 | 69 |
| 08:00 | 20 | 50 | | | 20:00 | 14 | 10 | | |
| 08:15 | 21 | 36 | | | 20:15 | 14 | 9 | | |
| 08:30 | 18 | 28 | | | 20:30 | 12 | 13 | | |
| 08:45 | 21 | 80 | 35 | 149 | 20:45 | 7 | 47 | 13 | 45 |
| 09:00 | 29 | 41 | | | 21:00 | 11 | 9 | | |
| 09:15 | 29 | 29 | | | 21:15 | 9 | 4 | | |
| 09:30 | 23 | 27 | | | 21:30 | 9 | 9 | | |
| 09:45 | 30 | 111 | 24 | 121 | 21:45 | 6 | 35 | 12 | 34 |
| 10:00 | 43 | 35 | | | 22:00 | 8 | 13 | | |
| 10:15 | 39 | 40 | | | 22:15 | 6 | 10 | | |
| 10:30 | 30 | 25 | | | 22:30 | 6 | 7 | | |
| 10:45 | 41 | 153 | 31 | 131 | 22:45 | 4 | 24 | 3 | 33 |
| 11:00 | 47 | 28 | | | 23:00 | 1 | 2 | | |
| 11:15 | 40 | 33 | | | 23:15 | 8 | 2 | | |
| 11:30 | 38 | 32 | | | 23:30 | 4 | 5 | | |
| 11:45 | 51 | 176 | 31 | 124 | 23:45 | 2 | 15 | 2 | 11 |
| Total Vol. | 671 | 774 | | 1445 | | 1449 | 1031 | | 2480 |
| | | | | | | NB | SB | Daily Totals | |
| | | | | | | 2120 | 1805 | EB | WB |
| | | | | | | | | | Combined |
| | | | | | | | | | 3925 |
| Split % | | | AM | | | | | PM | |
| | 46.4% | 53.6% | 36.8% | | 58.4% | 41.6% | 63.2% | | |
| Peak Hour | 11:45 | 11:45 | 11:45 | | 12:00 | 12:15 | 12:00 | | |
| Volume | 230 | 152 | 382 | | 220 | 178 | 383 | | |
| P.H.F. | 0.87 | 0.86 | 0.89 | | 0.93 | 0.87 | 0.89 | | |

Field Data Services of Arizona, Inc.
(520) 316-6745

Volumes for: Tuesday, May 24, 2011

City: San Diego

Project #: 11-1080-076

Location: Hancock St. btwn. Greenwood St. & Riley St. (one way street)

| AM Period | NB | SB | EB | WB | PM Period | NB | SB | EB | WB |
|-------------------|--------|-----|----|--------------|-----------|--------|-----|---------------------|--------------|
| 00:00 | 12 | | | | 12:00 | 72 | | | |
| 00:15 | 12 | | | | 12:15 | 105 | | | |
| 00:30 | 5 | | | | 12:30 | 83 | | | |
| 00:45 | 9 | 38 | | 38 | 12:45 | 106 | 366 | | 366 |
| 01:00 | 7 | | | | 13:00 | 93 | | | |
| 01:15 | 9 | | | | 13:15 | 89 | | | |
| 01:30 | 11 | | | | 13:30 | 80 | | | |
| 01:45 | 9 | 36 | | 36 | 13:45 | 80 | 342 | | 342 |
| 02:00 | 10 | | | | 14:00 | 69 | | | |
| 02:15 | 19 | | | | 14:15 | 75 | | | |
| 02:30 | 17 | | | | 14:30 | 77 | | | |
| 02:45 | 11 | 57 | | 57 | 14:45 | 67 | 288 | | 288 |
| 03:00 | 9 | | | | 15:00 | 82 | | | |
| 03:15 | 10 | | | | 15:15 | 90 | | | |
| 03:30 | 8 | | | | 15:30 | 76 | | | |
| 03:45 | 25 | 52 | | 52 | 15:45 | 91 | 339 | | 339 |
| 04:00 | 4 | | | | 16:00 | 67 | | | |
| 04:15 | 16 | | | | 16:15 | 72 | | | |
| 04:30 | 7 | | | | 16:30 | 67 | | | |
| 04:45 | 22 | 49 | | 49 | 16:45 | 42 | 248 | | 248 |
| 05:00 | 20 | | | | 17:00 | 58 | | | |
| 05:15 | 21 | | | | 17:15 | 54 | | | |
| 05:30 | 31 | | | | 17:30 | 52 | | | |
| 05:45 | 54 | 126 | | 126 | 17:45 | 47 | 211 | | 211 |
| 06:00 | 42 | | | | 18:00 | 41 | | | |
| 06:15 | 55 | | | | 18:15 | 44 | | | |
| 06:30 | 50 | | | | 18:30 | 35 | | | |
| 06:45 | 79 | 226 | | 226 | 18:45 | 52 | 172 | | 172 |
| 07:00 | 89 | | | | 19:00 | 24 | | | |
| 07:15 | 88 | | | | 19:15 | 21 | | | |
| 07:30 | 69 | | | | 19:30 | 21 | | | |
| 07:45 | 108 | 354 | | 354 | 19:45 | 32 | 98 | | 98 |
| 08:00 | 119 | | | | 20:00 | 33 | | | |
| 08:15 | 101 | | | | 20:15 | 32 | | | |
| 08:30 | 105 | | | | 20:30 | 19 | | | |
| 08:45 | 97 | 422 | | 422 | 20:45 | 26 | 110 | | 110 |
| 09:00 | 96 | | | | 21:00 | 28 | | | |
| 09:15 | 81 | | | | 21:15 | 17 | | | |
| 09:30 | 62 | | | | 21:30 | 18 | | | |
| 09:45 | 92 | 331 | | 331 | 21:45 | 25 | 88 | | 88 |
| 10:00 | 98 | | | | 22:00 | 19 | | | |
| 10:15 | 81 | | | | 22:15 | 13 | | | |
| 10:30 | 74 | | | | 22:30 | 20 | | | |
| 10:45 | 78 | 331 | | 331 | 22:45 | 17 | 69 | | 69 |
| 11:00 | 70 | | | | 23:00 | 18 | | | |
| 11:15 | 72 | | | | 23:15 | 27 | | | |
| 11:30 | 85 | | | | 23:30 | 9 | | | |
| 11:45 | 68 | 295 | | 295 | 23:45 | 9 | 63 | | 63 |
| Total Vol. | 2317 | | | 2317 | | 2394 | | | 2394 |
| | | | | | | | | Daily Totals | |
| | | | | | | NB | SB | EB | WB |
| | | | | | | 4711 | | | |
| | | | | | | | | | 4711 |
| Split % | 100.0% | | | 49.2% | | 100.0% | | | 50.8% |
| Peak Hour | 07:45 | | | 07:45 | | 12:15 | | | 12:15 |
| Volume | 433 | | | 433 | | 387 | | | 387 |
| P.H.F. | 0.91 | | | 0.91 | | 0.91 | | | 0.91 |

Field Data Services of Arizona, Inc.
(520) 316-6745

Volumes for: Tuesday, May 24, 2011

City: San Diego

Project #: 11-1080-077

Location: Hancock St. btwn. Gaines St. & Rosecrans St. (one-way street)

| AM Period | NB | SB | EB | WB | PM Period | NB | SB | EB | WB |
|-------------------|--------|-----|----|--------------|-----------|------|-----|---------------------|--------------|
| 00:00 | 4 | | | | 12:00 | 57 | | | |
| 00:15 | 8 | | | | 12:15 | 69 | | | |
| 00:30 | 3 | | | | 12:30 | 64 | | | |
| 00:45 | 6 | 21 | | | 12:45 | 69 | 259 | | 259 |
| 01:00 | 3 | | | | 13:00 | 49 | | | |
| 01:15 | 4 | | | | 13:15 | 66 | | | |
| 01:30 | 5 | | | | 13:30 | 42 | | | |
| 01:45 | 3 | 15 | | | 13:45 | 60 | 217 | | 217 |
| 02:00 | 3 | | | | 14:00 | 47 | | | |
| 02:15 | 6 | | | | 14:15 | 52 | | | |
| 02:30 | 7 | | | | 14:30 | 62 | | | |
| 02:45 | 5 | 21 | | | 14:45 | 67 | 228 | | 228 |
| 03:00 | 5 | | | | 15:00 | 73 | | | |
| 03:15 | 6 | | | | 15:15 | 78 | | | |
| 03:30 | 1 | | | | 15:30 | 63 | | | |
| 03:45 | 8 | 20 | | | 15:45 | 66 | 280 | | 280 |
| 04:00 | 4 | | | | 16:00 | 62 | | | |
| 04:15 | 9 | | | | 16:15 | 76 | | | |
| 04:30 | 3 | | | | 16:30 | 78 | | | |
| 04:45 | 12 | 28 | | | 16:45 | 71 | 287 | | 287 |
| 05:00 | 6 | | | | 17:00 | 70 | | | |
| 05:15 | 12 | | | | 17:15 | 64 | | | |
| 05:30 | 17 | | | | 17:30 | 41 | | | |
| 05:45 | 24 | 59 | | | 17:45 | 48 | 223 | | 223 |
| 06:00 | 14 | | | | 18:00 | 64 | | | |
| 06:15 | 22 | | | | 18:15 | 38 | | | |
| 06:30 | 27 | | | | 18:30 | 34 | | | |
| 06:45 | 33 | 96 | | | 18:45 | 33 | 169 | | 169 |
| 07:00 | 32 | | | | 19:00 | 25 | | | |
| 07:15 | 40 | | | | 19:15 | 20 | | | |
| 07:30 | 45 | | | | 19:30 | 24 | | | |
| 07:45 | 38 | 155 | | | 19:45 | 26 | 95 | | 95 |
| 08:00 | 65 | | | | 20:00 | 21 | | | |
| 08:15 | 42 | | | | 20:15 | 15 | | | |
| 08:30 | 7 | | | | 20:30 | 20 | | | |
| 08:45 | 0 | 114 | | | 20:45 | 16 | 72 | | 72 |
| 09:00 | 0 | | | | 21:00 | 20 | | | |
| 09:15 | 5 | | | | 21:15 | 14 | | | |
| 09:30 | 30 | | | | 21:30 | 19 | | | |
| 09:45 | 43 | 78 | | | 21:45 | 9 | 62 | | 62 |
| 10:00 | 55 | | | | 22:00 | 11 | | | |
| 10:15 | 54 | | | | 22:15 | 13 | | | |
| 10:30 | 42 | | | | 22:30 | 11 | | | |
| 10:45 | 53 | 204 | | | 22:45 | 6 | 41 | | 41 |
| 11:00 | 39 | | | | 23:00 | 5 | | | |
| 11:15 | 51 | | | | 23:15 | 13 | | | |
| 11:30 | 64 | | | | 23:30 | 5 | | | |
| 11:45 | 59 | 213 | | | 23:45 | 8 | 31 | | 31 |
| Total Vol. | 1024 | | | 1024 | | 1964 | | | 1964 |
| | | | | | | | | Daily Totals | |
| | | | | | | NB | SB | EB | WB |
| | | | | | | 2988 | | | 2988 |
| | | | | | | | | | |
| Split % | 100.0% | | | 34.3% | 100.0% | | | | 65.7% |
| Peak Hour | 11:30 | | | 11:30 | 16:15 | | | | 16:15 |
| Volume | 249 | | | 249 | 295 | | | | 295 |
| P.H.F. | 0.90 | | | 0.90 | 0.95 | | | | 0.95 |

| Volumes for: Thursday, June 17, 2010 | | | | | | City: San Diego | | Daily Totals | | | | Total |
|---|----|----|-----|-----|-----------|----------------------|-----|--------------|-----|----|-----|-------|
| Location: Hancock St (STATION#2603/FILE#MC0428-10) | | | | | | Project: 10-4169-016 | | NB | SB | EB | WB | Total |
| AM Period | NB | SB | EB | WB | PM Period | NB | SB | EB | WB | | | |
| 00:00 | | | 7 | 9 | 12:00 | | | 81 | 65 | | | |
| 00:15 | | | 5 | 9 | 12:15 | | | 88 | 68 | | | |
| 00:30 | | | 6 | 3 | 12:30 | | | 94 | 66 | | | |
| 00:45 | | | 3 | 21 | 7 | 28 | 49 | 90 | 353 | 54 | 253 | 606 |
| 01:00 | | | 5 | 6 | 13:00 | | | 66 | 68 | | | |
| 01:15 | | | 1 | 7 | 13:15 | | | 101 | 71 | | | |
| 01:30 | | | 3 | 2 | 13:30 | | | 85 | 67 | | | |
| 01:45 | | | 4 | 13 | 1 | 16 | 29 | 88 | 340 | 57 | 263 | 603 |
| 02:00 | | | 2 | 0 | 14:00 | | | 60 | 73 | | | |
| 02:15 | | | 0 | 6 | 14:15 | | | 65 | 92 | | | |
| 02:30 | | | 4 | 1 | 14:30 | | | 70 | 53 | | | |
| 02:45 | | | 3 | 9 | 0 | 7 | 16 | 75 | 270 | 73 | 291 | 561 |
| 03:00 | | | 4 | 2 | 15:00 | | | 65 | 72 | | | |
| 03:15 | | | 2 | 3 | 15:15 | | | 70 | 92 | | | |
| 03:30 | | | 6 | 2 | 15:30 | | | 74 | 94 | | | |
| 03:45 | | | 6 | 18 | 1 | 8 | 26 | 77 | 286 | 95 | 353 | 639 |
| 04:00 | | | 9 | 2 | 16:00 | | | 97 | 154 | | | |
| 04:15 | | | 14 | 2 | 16:15 | | | 92 | 114 | | | |
| 04:30 | | | 18 | 3 | 16:30 | | | 88 | 112 | | | |
| 04:45 | | | 26 | 67 | 3 | 10 | 77 | 88 | 365 | 92 | 472 | 837 |
| 05:00 | | | 36 | 4 | 17:00 | | | 97 | 106 | | | |
| 05:15 | | | 44 | 4 | 17:15 | | | 113 | 74 | | | |
| 05:30 | | | 71 | 6 | 17:30 | | | 111 | 80 | | | |
| 05:45 | | | 80 | 231 | 7 | 21 | 252 | 69 | 390 | 68 | 328 | 718 |
| 06:00 | | | 113 | 9 | 18:00 | | | 68 | 83 | | | |
| 06:15 | | | 148 | 12 | 18:15 | | | 58 | 70 | | | |
| 06:30 | | | 168 | 15 | 18:30 | | | 48 | 85 | | | |
| 06:45 | | | 198 | 627 | 15 | 51 | 678 | 60 | 234 | 58 | 296 | 530 |
| 07:00 | | | 151 | 25 | 19:00 | | | 48 | 46 | | | |
| 07:15 | | | 168 | 33 | 19:15 | | | 46 | 35 | | | |
| 07:30 | | | 165 | 37 | 19:30 | | | 43 | 48 | | | |
| 07:45 | | | 153 | 637 | 30 | 125 | 762 | 27 | 164 | 53 | 182 | 346 |
| 08:00 | | | 110 | 38 | 20:00 | | | 45 | 57 | | | |
| 08:15 | | | 86 | 36 | 20:15 | | | 30 | 53 | | | |
| 08:30 | | | 97 | 32 | 20:30 | | | 47 | 40 | | | |
| 08:45 | | | 90 | 383 | 39 | 145 | 528 | 30 | 152 | 67 | 217 | 369 |
| 09:00 | | | 90 | 39 | 21:00 | | | 32 | 39 | | | |
| 09:15 | | | 85 | 41 | 21:15 | | | 28 | 26 | | | |
| 09:30 | | | 80 | 45 | 21:30 | | | 19 | 27 | | | |
| 09:45 | | | 92 | 347 | 34 | 159 | 506 | 20 | 99 | 44 | 136 | 235 |
| 10:00 | | | 70 | 49 | 22:00 | | | 18 | 24 | | | |
| 10:15 | | | 71 | 45 | 22:15 | | | 14 | 12 | | | |
| 10:30 | | | 81 | 52 | 22:30 | | | 14 | 11 | | | |
| 10:45 | | | 81 | 303 | 63 | 209 | 512 | 9 | 55 | 7 | 54 | 109 |
| 11:00 | | | 100 | 68 | 23:00 | | | 11 | 7 | | | |
| 11:15 | | | 89 | 62 | 23:15 | | | 13 | 6 | | | |
| 11:30 | | | 99 | 57 | 23:30 | | | 9 | 2 | | | |
| 11:45 | | | 80 | 368 | 71 | 258 | 626 | 9 | 42 | 6 | 21 | 63 |

| | | | | | | | |
|-------------------|------|------|-------------|--|------|------|-------------|
| Total Vol. | 3024 | 1037 | 4061 | | 2750 | 2866 | 5616 |
|-------------------|------|------|-------------|--|------|------|-------------|

| Split % | AM | | | PM | | |
|-----------------------|----------|----------|--------------|----------|--------------|--------------|
| | 74.5% | 25.5% | 42.0% | 49.0% | 51.0% | 58.0% |
| Daily Totals : | 0 | 0 | 5,774 | 0 | 3,903 | 9,677 |
| Peak Hr. | 06:30 | 11:45 | 06:45 | 16:45 | 15:45 | 16:00 |
| Volume | 685 | 270 | 792 | 409 | 475 | 837 |
| P.H.F. | 0.865 | 0.951 | 0.930 | 0.905 | 0.771 | 0.834 |
| 7 - 9 Vol. | 1020 | 270 | 1290 | 755 | 800 | 1555 |
| Peak Hr. | 07:00 | 08:00 | 07:00 | 16:45 | 16:00 | 16:00 |
| Volume | 637 | 145 | 762 | 409 | 472 | 837 |
| P.H.F. | 0.948 | 0.929 | 0.943 | 0.905 | 0.766 | 0.834 |

Field Data Services of Arizona, Inc.
(520) 316-6745

Volumes for: Thursday, May 26, 2011

City: San Diego

Project #: 11-1080-078

Location: Hancock St. btwn. Witherby St. & Noell St.

| AM Period | NB | SB | EB | WB | PM Period | NB | SB | EB | WB | | | |
|-------------------|-------|-------|----|-----|--------------|-------|-------|---------------------|------|-----------|-------------|--------------|
| 00:00 | 2 | 2 | | | 12:00 | 19 | 31 | | | | | |
| 00:15 | 1 | 2 | | | 12:15 | 17 | 42 | | | | | |
| 00:30 | 0 | 2 | | | 12:30 | 20 | 34 | | | | | |
| 00:45 | 0 | 3 | 1 | 7 | 10 | 12:45 | 16 | 72 | 26 | 133 | 205 | |
| 01:00 | 1 | 1 | | | 13:00 | 22 | 29 | | | | | |
| 01:15 | 0 | 0 | | | 13:15 | 18 | 38 | | | | | |
| 01:30 | 2 | 0 | | | 13:30 | 12 | 42 | | | | | |
| 01:45 | 0 | 3 | 4 | 5 | 8 | 13:45 | 20 | 72 | 38 | 147 | 219 | |
| 02:00 | 1 | 1 | | | 14:00 | 19 | 33 | | | | | |
| 02:15 | 0 | 0 | | | 14:15 | 17 | 32 | | | | | |
| 02:30 | 0 | 1 | | | 14:30 | 10 | 36 | | | | | |
| 02:45 | 0 | 1 | 1 | 3 | 4 | 14:45 | 11 | 57 | 29 | 130 | 187 | |
| 03:00 | 0 | 1 | | | 15:00 | 19 | 47 | | | | | |
| 03:15 | 2 | 1 | | | 15:15 | 18 | 22 | | | | | |
| 03:30 | 2 | 1 | | | 15:30 | 8 | 42 | | | | | |
| 03:45 | 1 | 5 | 7 | 10 | 15 | 15:45 | 16 | 61 | 44 | 155 | 216 | |
| 04:00 | 1 | 6 | | | 16:00 | 29 | 28 | | | | | |
| 04:15 | 2 | 1 | | | 16:15 | 25 | 20 | | | | | |
| 04:30 | 2 | 0 | | | 16:30 | 19 | 27 | | | | | |
| 04:45 | 0 | 5 | 3 | 10 | 15 | 16:45 | 14 | 87 | 39 | 114 | 201 | |
| 05:00 | 1 | 6 | | | 17:00 | 18 | 54 | | | | | |
| 05:15 | 2 | 1 | | | 17:15 | 15 | 34 | | | | | |
| 05:30 | 5 | 6 | | | 17:30 | 19 | 24 | | | | | |
| 05:45 | 4 | 12 | 15 | 28 | 40 | 17:45 | 12 | 64 | 29 | 141 | 205 | |
| 06:00 | 4 | 21 | | | 18:00 | 21 | 21 | | | | | |
| 06:15 | 1 | 18 | | | 18:15 | 45 | 23 | | | | | |
| 06:30 | 4 | 20 | | | 18:30 | 11 | 23 | | | | | |
| 06:45 | 5 | 14 | 25 | 84 | 98 | 18:45 | 11 | 88 | 18 | 85 | 173 | |
| 07:00 | 11 | 23 | | | 19:00 | 7 | 21 | | | | | |
| 07:15 | 12 | 23 | | | 19:15 | 10 | 22 | | | | | |
| 07:30 | 5 | 46 | | | 19:30 | 11 | 18 | | | | | |
| 07:45 | 14 | 42 | 23 | 115 | 157 | 19:45 | 6 | 34 | 17 | 78 | 112 | |
| 08:00 | 18 | 17 | | | 20:00 | 17 | 6 | | | | | |
| 08:15 | 7 | 31 | | | 20:15 | 9 | 9 | | | | | |
| 08:30 | 7 | 45 | | | 20:30 | 3 | 10 | | | | | |
| 08:45 | 11 | 43 | 20 | 113 | 156 | 20:45 | 7 | 36 | 4 | 29 | 65 | |
| 09:00 | 9 | 49 | | | 21:00 | 6 | 6 | | | | | |
| 09:15 | 13 | 23 | | | 21:15 | 4 | 4 | | | | | |
| 09:30 | 10 | 38 | | | 21:30 | 13 | 10 | | | | | |
| 09:45 | 19 | 51 | 33 | 143 | 194 | 21:45 | 7 | 30 | 4 | 24 | 54 | |
| 10:00 | 18 | 27 | | | 22:00 | 4 | 8 | | | | | |
| 10:15 | 17 | 33 | | | 22:15 | 4 | 5 | | | | | |
| 10:30 | 27 | 20 | | | 22:30 | 7 | 1 | | | | | |
| 10:45 | 21 | 83 | 19 | 99 | 182 | 22:45 | 1 | 16 | 1 | 15 | 31 | |
| 11:00 | 18 | 28 | | | 23:00 | 1 | 2 | | | | | |
| 11:15 | 18 | 23 | | | 23:15 | 2 | 1 | | | | | |
| 11:30 | 20 | 34 | | | 23:30 | 0 | 4 | | | | | |
| 11:45 | 11 | 67 | 31 | 116 | 183 | 23:45 | 0 | 3 | 2 | 9 | 12 | |
| Total Vol. | 329 | 733 | | | 1062 | 620 | 1060 | | | | 1680 | |
| | | | | | | | | Daily Totals | | | | |
| | | | | | | | | NB | SB | EB | WB | Combined |
| | | | | | | | | 949 | 1793 | | | 2742 |
| | | | | | | | | | | PM | | |
| Split % | 31.0% | 69.0% | | | 38.7% | 36.9% | 63.1% | | | | | 61.3% |
| Peak Hour | 10:30 | 08:15 | | | 11:30 | 17:30 | 15:00 | | | | | 13:15 |
| Volume | 84 | 145 | | | 205 | 97 | 155 | | | | | 220 |
| P.H.F. | 0.78 | 0.74 | | | 0.87 | 0.54 | 0.82 | | | | | 0.95 |

Field Data Services of Arizona, Inc.
(520) 316-6745

Volumes for: Tuesday, May 24, 2011

City: San Diego

Project #: 11-1080-079

Location: Kettner Blvd. btwn. Washington St. & Vine St. (one-way street)

| AM Period | NB | SB | EB | WB | PM Period | NB | SB | EB | WB |
|-----------|----|-----|------|----|-----------|----|-----|------|------|
| 00:00 | | 55 | | | 12:00 | | 380 | | |
| 00:15 | | 43 | | | 12:15 | | 381 | | |
| 00:30 | | 28 | | | 12:30 | | 400 | | |
| 00:45 | | 37 | 163 | | 12:45 | | 316 | 1477 | 1477 |
| 01:00 | | 20 | | | 13:00 | | 342 | | |
| 01:15 | | 19 | | | 13:15 | | 341 | | |
| 01:30 | | 10 | | | 13:30 | | 306 | | |
| 01:45 | | 14 | 63 | | 13:45 | | 303 | 1292 | 1292 |
| 02:00 | | 18 | | | 14:00 | | 326 | | |
| 02:15 | | 9 | | | 14:15 | | 319 | | |
| 02:30 | | 6 | | | 14:30 | | 304 | | |
| 02:45 | | 8 | 41 | | 14:45 | | 316 | 1265 | 1265 |
| 03:00 | | 10 | | | 15:00 | | 310 | | |
| 03:15 | | 10 | | | 15:15 | | 281 | | |
| 03:30 | | 32 | | | 15:30 | | 325 | | |
| 03:45 | | 22 | 74 | | 15:45 | | 306 | 1222 | 1222 |
| 04:00 | | 63 | | | 16:00 | | 333 | | |
| 04:15 | | 75 | | | 16:15 | | 470 | | |
| 04:30 | | 141 | | | 16:30 | | 470 | | |
| 04:45 | | 232 | 511 | | 16:45 | | 409 | 1682 | 1682 |
| 05:00 | | 238 | | | 17:00 | | 460 | | |
| 05:15 | | 298 | | | 17:15 | | 439 | | |
| 05:30 | | 239 | | | 17:30 | | 356 | | |
| 05:45 | | 279 | 1054 | | 17:45 | | 356 | 1611 | 1611 |
| 06:00 | | 233 | | | 18:00 | | 348 | | |
| 06:15 | | 231 | | | 18:15 | | 335 | | |
| 06:30 | | 255 | | | 18:30 | | 299 | | |
| 06:45 | | 265 | 984 | | 18:45 | | 331 | 1313 | 1313 |
| 07:00 | | 251 | | | 19:00 | | 280 | | |
| 07:15 | | 284 | | | 19:15 | | 271 | | |
| 07:30 | | 309 | | | 19:30 | | 268 | | |
| 07:45 | | 360 | 1204 | | 19:45 | | 279 | 1098 | 1098 |
| 08:00 | | 367 | | | 20:00 | | 253 | | |
| 08:15 | | 355 | | | 20:15 | | 267 | | |
| 08:30 | | 378 | | | 20:30 | | 244 | | |
| 08:45 | | 382 | 1482 | | 20:45 | | 239 | 1003 | 1003 |
| 09:00 | | 356 | | | 21:00 | | 216 | | |
| 09:15 | | 381 | | | 21:15 | | 221 | | |
| 09:30 | | 360 | | | 21:30 | | 180 | | |
| 09:45 | | 407 | 1504 | | 21:45 | | 179 | 796 | 796 |
| 10:00 | | 344 | | | 22:00 | | 148 | | |
| 10:15 | | 350 | | | 22:15 | | 156 | | |
| 10:30 | | 353 | | | 22:30 | | 147 | | |
| 10:45 | | 375 | 1422 | | 22:45 | | 119 | 570 | 570 |
| 11:00 | | 370 | | | 23:00 | | 119 | | |
| 11:15 | | 396 | | | 23:15 | | 77 | | |
| 11:30 | | 400 | | | 23:30 | | 69 | | |
| 11:45 | | 379 | 1545 | | 23:45 | | 81 | 346 | 346 |

Total Vol. 10047 10047 13675 13675

| Split % | Daily Totals | | | |
|-----------|--------------|-------|--------|-------------|
| | NB | SB | EB | WB Combined |
| | | 23722 | | 23722 |
| | AM | | PM | |
| | 100.0% | 42.4% | 100.0% | 57.6% |
| Peak Hour | 11:15 | 11:15 | 16:15 | 16:15 |
| Volume | 1555 | 1555 | 1809 | 1809 |
| P.H.F. | 0.97 | 0.97 | 0.96 | 0.96 |

Field Data Services of Arizona, Inc.
(520) 316-6745

Volumes for: Tuesday, May 24, 2011

City: San Diego

Project #: 11-1080-080

Location: Kettner Blvd. btwn. Vine St. & Sassafras St. (one-way street)

| AM Period | NB | SB | EB | WB | PM Period | NB | SB | EB | WB |
|-----------|----|-----|------|----|-----------|----|-----|------|------|
| 00:00 | | 53 | | | 12:00 | | 373 | | |
| 00:15 | | 47 | | | 12:15 | | 377 | | |
| 00:30 | | 27 | | | 12:30 | | 403 | | |
| 00:45 | | 36 | 163 | | 12:45 | | 382 | 1535 | 1535 |
| 01:00 | | 23 | | | 13:00 | | 349 | | |
| 01:15 | | 20 | | | 13:15 | | 341 | | |
| 01:30 | | 11 | | | 13:30 | | 305 | | |
| 01:45 | | 15 | 69 | | 13:45 | | 305 | 1300 | 1300 |
| 02:00 | | 20 | | | 14:00 | | 343 | | |
| 02:15 | | 10 | | | 14:15 | | 324 | | |
| 02:30 | | 6 | | | 14:30 | | 312 | | |
| 02:45 | | 9 | 45 | | 14:45 | | 317 | 1296 | 1296 |
| 03:00 | | 10 | | | 15:00 | | 300 | | |
| 03:15 | | 9 | | | 15:15 | | 283 | | |
| 03:30 | | 28 | | | 15:30 | | 318 | | |
| 03:45 | | 17 | 64 | | 15:45 | | 297 | 1198 | 1198 |
| 04:00 | | 54 | | | 16:00 | | 328 | | |
| 04:15 | | 68 | | | 16:15 | | 463 | | |
| 04:30 | | 126 | | | 16:30 | | 469 | | |
| 04:45 | | 216 | 464 | | 16:45 | | 399 | 1659 | 1659 |
| 05:00 | | 213 | | | 17:00 | | 450 | | |
| 05:15 | | 273 | | | 17:15 | | 428 | | |
| 05:30 | | 207 | | | 17:30 | | 353 | | |
| 05:45 | | 242 | 935 | | 17:45 | | 376 | 1607 | 1607 |
| 06:00 | | 212 | | | 18:00 | | 342 | | |
| 06:15 | | 215 | | | 18:15 | | 329 | | |
| 06:30 | | 234 | | | 18:30 | | 280 | | |
| 06:45 | | 239 | 900 | | 18:45 | | 320 | 1271 | 1271 |
| 07:00 | | 238 | | | 19:00 | | 266 | | |
| 07:15 | | 249 | | | 19:15 | | 254 | | |
| 07:30 | | 292 | | | 19:30 | | 250 | | |
| 07:45 | | 343 | 1122 | | 19:45 | | 270 | 1040 | 1040 |
| 08:00 | | 351 | | | 20:00 | | 249 | | |
| 08:15 | | 333 | | | 20:15 | | 273 | | |
| 08:30 | | 342 | | | 20:30 | | 238 | | |
| 08:45 | | 364 | 1390 | | 20:45 | | 231 | 991 | 991 |
| 09:00 | | 342 | | | 21:00 | | 211 | | |
| 09:15 | | 362 | | | 21:15 | | 200 | | |
| 09:30 | | 357 | | | 21:30 | | 192 | | |
| 09:45 | | 381 | 1442 | | 21:45 | | 191 | 794 | 794 |
| 10:00 | | 349 | | | 22:00 | | 147 | | |
| 10:15 | | 339 | | | 22:15 | | 154 | | |
| 10:30 | | 349 | | | 22:30 | | 138 | | |
| 10:45 | | 369 | 1406 | | 22:45 | | 124 | 563 | 563 |
| 11:00 | | 366 | | | 23:00 | | 114 | | |
| 11:15 | | 371 | | | 23:15 | | 75 | | |
| 11:30 | | 402 | | | 23:30 | | 64 | | |
| 11:45 | | 348 | 1487 | | 23:45 | | 81 | 334 | 334 |

Total Vol. 9487 **9487** 13588 **13588**

| | | Daily Totals | | | | |
|--|--|--------------|-------|----|----|----------|
| | | NB | SB | EB | WB | Combined |
| | | | 23075 | | | 23075 |
| | | AM | | PM | | |

Split % 100.0% **41.1%** 100.0% **58.9%**

| | | | | |
|------------------|-------|-------|-------|-------|
| Peak Hour | 10:45 | 10:45 | 16:15 | 16:15 |
| Volume | 1508 | 1508 | 1781 | 1781 |
| P.H.F. | 0.94 | 0.94 | 0.95 | 0.95 |

Field Data Services of Arizona, Inc.
(520) 316-6745

Volumes for: Wednesday, May 25, 2011

City: San Diego

Project #: 11-1080-081

Location: Kettner Blvd. btwn. Redwood St. & Palm St. (one-way street)

| AM Period | NB | SB | EB | WB | PM Period | NB | SB | EB | WB |
|-----------|----|-----|------|----|-----------|----|-----|------|------|
| 00:00 | | 42 | | | 12:00 | | 280 | | |
| 00:15 | | 32 | | | 12:15 | | 337 | | |
| 00:30 | | 30 | | | 12:30 | | 275 | | |
| 00:45 | | 23 | 127 | | 12:45 | | 310 | 1202 | 1202 |
| 01:00 | | 17 | | | 13:00 | | 291 | | |
| 01:15 | | 12 | | | 13:15 | | 269 | | |
| 01:30 | | 11 | | | 13:30 | | 276 | | |
| 01:45 | | 16 | 56 | | 13:45 | | 280 | 1116 | 1116 |
| 02:00 | | 9 | | | 14:00 | | 264 | | |
| 02:15 | | 8 | | | 14:15 | | 276 | | |
| 02:30 | | 7 | | | 14:30 | | 267 | | |
| 02:45 | | 9 | 33 | | 14:45 | | 264 | 1071 | 1071 |
| 03:00 | | 9 | | | 15:00 | | 247 | | |
| 03:15 | | 27 | | | 15:15 | | 275 | | |
| 03:30 | | 20 | | | 15:30 | | 272 | | |
| 03:45 | | 53 | 109 | | 15:45 | | 294 | 1088 | 1088 |
| 04:00 | | 72 | | | 16:00 | | 414 | | |
| 04:15 | | 100 | | | 16:15 | | 397 | | |
| 04:30 | | 168 | | | 16:30 | | 354 | | |
| 04:45 | | 177 | 517 | | 16:45 | | 410 | 1575 | 1575 |
| 05:00 | | 222 | | | 17:00 | | 383 | | |
| 05:15 | | 190 | | | 17:15 | | 326 | | |
| 05:30 | | 214 | | | 17:30 | | 290 | | |
| 05:45 | | 195 | 821 | | 17:45 | | 304 | 1303 | 1303 |
| 06:00 | | 182 | | | 18:00 | | 302 | | |
| 06:15 | | 230 | | | 18:15 | | 240 | | |
| 06:30 | | 232 | | | 18:30 | | 272 | | |
| 06:45 | | 209 | 853 | | 18:45 | | 235 | 1049 | 1049 |
| 07:00 | | 232 | | | 19:00 | | 239 | | |
| 07:15 | | 257 | | | 19:15 | | 214 | | |
| 07:30 | | 317 | | | 19:30 | | 222 | | |
| 07:45 | | 317 | 1123 | | 19:45 | | 200 | 875 | 875 |
| 08:00 | | 335 | | | 20:00 | | 212 | | |
| 08:15 | | 304 | | | 20:15 | | 208 | | |
| 08:30 | | 326 | | | 20:30 | | 194 | | |
| 08:45 | | 316 | 1281 | | 20:45 | | 187 | 801 | 801 |
| 09:00 | | 297 | | | 21:00 | | 177 | | |
| 09:15 | | 314 | | | 21:15 | | 164 | | |
| 09:30 | | 357 | | | 21:30 | | 144 | | |
| 09:45 | | 306 | 1274 | | 21:45 | | 132 | 617 | 617 |
| 10:00 | | 302 | | | 22:00 | | 155 | | |
| 10:15 | | 281 | | | 22:15 | | 133 | | |
| 10:30 | | 329 | | | 22:30 | | 122 | | |
| 10:45 | | 317 | 1229 | | 22:45 | | 106 | 516 | 516 |
| 11:00 | | 331 | | | 23:00 | | 57 | | |
| 11:15 | | 320 | | | 23:15 | | 57 | | |
| 11:30 | | 311 | | | 23:30 | | 69 | | |
| 11:45 | | 318 | 1280 | | 23:45 | | 47 | 230 | 230 |

Total Vol. 8703 **8703** 11443 **11443**

| Split % | Daily Totals | | | |
|------------------|--------------|-------|-----------|----------|
| | NB | SB | EB | WB |
| | | | | Combined |
| | | 20146 | | 20146 |
| | AM | | PM | |
| | 100.0% | 43.2% | 100.0% | 56.8% |
| Peak Hour | 10:30 | 10:30 | 16:00 | 16:00 |
| Volume | 1297 | 1297 | 1575 | 1575 |
| P.H.F. | 0.98 | 0.98 | 0.95 | 0.95 |

Prepared by NDS/ATD

| | | | | | | | | | | |
|---|--|--|--|-----------------------------|--|---------------------|--------------|-----------|-----------|--------------|
| Volumes for: Thursday, May 13, 2010 | | | | City: San Diego | | Daily Totals | | | | Total |
| Location: Pacific Hwy just N/o Taylor St | | | | Project: 10-4143-036 | | NB | SB | EB | WB | Total |
| | | | | | | 4,318 | 3,139 | 0 | 0 | 7,457 |

| AM Period | NB | SB | EB | WB | PM Period | NB | SB | EB | WB | Total |
|-----------|----|-----|----|-----|-----------|-----|-----|----|-----|-------|
| 00:00 | 9 | 6 | | | 12:00 | 88 | 58 | | | |
| 00:15 | 11 | 3 | | | 12:15 | 58 | 67 | | | |
| 00:30 | 7 | 3 | | | 12:30 | 68 | 69 | | | |
| 00:45 | 5 | 32 | 1 | 13 | 12:45 | 84 | 298 | 57 | 251 | 549 |
| 01:00 | 5 | 3 | | | 13:00 | 50 | 43 | | | |
| 01:15 | 1 | 2 | | | 13:15 | 70 | 52 | | | |
| 01:30 | 2 | 3 | | | 13:30 | 69 | 32 | | | |
| 01:45 | 4 | 12 | 1 | 9 | 13:45 | 74 | 263 | 65 | 192 | 455 |
| 02:00 | 3 | 1 | | | 14:00 | 75 | 41 | | | |
| 02:15 | 6 | 3 | | | 14:15 | 62 | 55 | | | |
| 02:30 | 4 | 0 | | | 14:30 | 61 | 44 | | | |
| 02:45 | 1 | 14 | 1 | 5 | 14:45 | 69 | 267 | 50 | 190 | 457 |
| 03:00 | 3 | 0 | | | 15:00 | 75 | 43 | | | |
| 03:15 | 2 | 1 | | | 15:15 | 66 | 71 | | | |
| 03:30 | 3 | 3 | | | 15:30 | 70 | 59 | | | |
| 03:45 | 8 | 16 | 5 | 9 | 15:45 | 96 | 307 | 61 | 234 | 541 |
| 04:00 | 2 | 7 | | | 16:00 | 136 | 52 | | | |
| 04:15 | 3 | 4 | | | 16:15 | 154 | 60 | | | |
| 04:30 | 10 | 5 | | | 16:30 | 129 | 49 | | | |
| 04:45 | 7 | 22 | 11 | 27 | 16:45 | 139 | 558 | 42 | 203 | 761 |
| 05:00 | 10 | 5 | | | 17:00 | 103 | 66 | | | |
| 05:15 | 9 | 12 | | | 17:15 | 110 | 69 | | | |
| 05:30 | 15 | 20 | | | 17:30 | 120 | 65 | | | |
| 05:45 | 24 | 58 | 19 | 56 | 17:45 | 87 | 420 | 64 | 264 | 684 |
| 06:00 | 28 | 19 | | | 18:00 | 63 | 67 | | | |
| 06:15 | 22 | 32 | | | 18:15 | 46 | 40 | | | |
| 06:30 | 31 | 47 | | | 18:30 | 45 | 43 | | | |
| 06:45 | 46 | 127 | 53 | 151 | 18:45 | 30 | 184 | 30 | 180 | 364 |
| 07:00 | 41 | 53 | | | 19:00 | 33 | 28 | | | |
| 07:15 | 31 | 47 | | | 19:15 | 33 | 23 | | | |
| 07:30 | 51 | 64 | | | 19:30 | 44 | 21 | | | |
| 07:45 | 50 | 173 | 63 | 227 | 19:45 | 32 | 142 | 17 | 89 | 231 |
| 08:00 | 38 | 61 | | | 20:00 | 31 | 18 | | | |
| 08:15 | 48 | 44 | | | 20:15 | 23 | 12 | | | |
| 08:30 | 44 | 50 | | | 20:30 | 33 | 16 | | | |
| 08:45 | 44 | 174 | 52 | 207 | 20:45 | 26 | 113 | 8 | 54 | 167 |
| 09:00 | 46 | 61 | | | 21:00 | 34 | 15 | | | |
| 09:15 | 60 | 53 | | | 21:15 | 33 | 8 | | | |
| 09:30 | 64 | 62 | | | 21:30 | 31 | 8 | | | |
| 09:45 | 56 | 226 | 59 | 235 | 21:45 | 33 | 131 | 8 | 39 | 170 |
| 10:00 | 59 | 59 | | | 22:00 | 38 | 8 | | | |
| 10:15 | 59 | 58 | | | 22:15 | 40 | 11 | | | |
| 10:30 | 79 | 52 | | | 22:30 | 20 | 9 | | | |
| 10:45 | 81 | 278 | 40 | 209 | 22:45 | 25 | 123 | 11 | 39 | 162 |
| 11:00 | 58 | 54 | | | 23:00 | 30 | 8 | | | |
| 11:15 | 79 | 55 | | | 23:15 | 13 | 6 | | | |
| 11:30 | 86 | 77 | | | 23:30 | 14 | 4 | | | |
| 11:45 | 73 | 296 | 49 | 235 | 23:45 | 27 | 84 | 3 | 21 | 105 |

| | | | | | | | | | | |
|-------------------|------|------|--|--|-------------|------|------|--|--|-------------|
| Total Vol. | 1428 | 1383 | | | 2811 | 2890 | 1756 | | | 4646 |
|-------------------|------|------|--|--|-------------|------|------|--|--|-------------|

| | | | | | | | | | | |
|--|--|--|--|--|-----------------------|--------------|-----------|-----------|--------------|--------------|
| | | | | | Daily Totals : | | | | | Total |
| | | | | | NB | SB | EB | WB | Total | |
| | | | | | 4,318 | 3,139 | 0 | 0 | 7,457 | |

| | AM | | | PM | | |
|-------------------|-----------|-------|--------------|-------------------|-------|--------------|
| Split % | 50.8% | 49.2% | 37.7% | 62.2% | 37.8% | 62.3% |
| AM | | | | PM | | |
| Peak Hr. | 11:15 | 11:30 | 11:15 | Peak Hr. | 16:00 | 17:15 |
| Volume | 326 | 251 | 565 | Volume | 558 | 265 |
| P.H.F. | 0.926 | 0.815 | 0.867 | P.H.F. | 0.906 | 0.960 |
| 7 - 9 Vol. | 347 | 434 | 781 | 4 - 6 Vol. | 978 | 467 |
| Peak Hr. | 07:30 | 07:15 | 07:30 | Peak Hr. | 16:00 | 17:00 |
| Volume | 187 | 235 | 419 | Volume | 558 | 264 |
| P.H.F. | 0.917 | 0.918 | 0.911 | P.H.F. | 0.906 | 0.957 |

| | | | | | | | | | | | |
|---|--|--|--|-----------------------------|--|---------------------|--------------|-----------|-----------|--------------|---------------|
| Volumes for: Thursday, May 13, 2010 | | | | City: San Diego | | Daily Totals | | | | Total | |
| Location: Pacific Hwy just S/o Taylor St | | | | Project: 10-4143-037 | | NB | SB | EB | WB | 8,122 | 13,321 |
| | | | | | | 8,122 | 5,199 | 0 | 0 | | |

| AM Period | NB | SB | EB | WB | PM Period | NB | SB | EB | WB | Total |
|-----------|-----|-----|-----|-----|-----------|-----|------|----|-----|-------|
| 00:00 | 6 | 3 | | | 12:00 | 120 | 82 | | | |
| 00:15 | 11 | 2 | | | 12:15 | 111 | 80 | | | |
| 00:30 | 11 | 5 | | | 12:30 | 103 | 82 | | | |
| 00:45 | 10 | 38 | 8 | 18 | 12:45 | 105 | 439 | 93 | 337 | 776 |
| 01:00 | 4 | 5 | | | 13:00 | 101 | 91 | | | |
| 01:15 | 3 | 5 | | | 13:15 | 96 | 86 | | | |
| 01:30 | 4 | 2 | | | 13:30 | 108 | 84 | | | |
| 01:45 | 2 | 13 | 2 | 14 | 13:45 | 121 | 426 | 85 | 346 | 772 |
| 02:00 | 4 | 4 | | | 14:00 | 108 | 84 | | | |
| 02:15 | 7 | 0 | | | 14:15 | 133 | 73 | | | |
| 02:30 | 3 | 1 | | | 14:30 | 150 | 84 | | | |
| 02:45 | 0 | 14 | 5 | 10 | 14:45 | 170 | 561 | 82 | 323 | 884 |
| 03:00 | 4 | 2 | | | 15:00 | 188 | 85 | | | |
| 03:15 | 4 | 2 | | | 15:15 | 194 | 81 | | | |
| 03:30 | 6 | 4 | | | 15:30 | 251 | 112 | | | |
| 03:45 | 12 | 26 | 6 | 14 | 15:45 | 224 | 857 | 90 | 368 | 1225 |
| 04:00 | 4 | 8 | | | 16:00 | 284 | 90 | | | |
| 04:15 | 1 | 6 | | | 16:15 | 263 | 88 | | | |
| 04:30 | 7 | 13 | | | 16:30 | 288 | 97 | | | |
| 04:45 | 9 | 21 | 26 | 53 | 16:45 | 289 | 1124 | 83 | 358 | 1482 |
| 05:00 | 23 | 19 | | | 17:00 | 283 | 82 | | | |
| 05:15 | 20 | 26 | | | 17:15 | 322 | 83 | | | |
| 05:30 | 34 | 34 | | | 17:30 | 242 | 75 | | | |
| 05:45 | 44 | 121 | 86 | 165 | 17:45 | 175 | 1022 | 82 | 322 | 1344 |
| 06:00 | 33 | 66 | | | 18:00 | 151 | 72 | | | |
| 06:15 | 53 | 109 | | | 18:15 | 113 | 58 | | | |
| 06:30 | 77 | 111 | | | 18:30 | 94 | 53 | | | |
| 06:45 | 70 | 233 | 115 | 401 | 18:45 | 80 | 438 | 57 | 240 | 678 |
| 07:00 | 91 | 121 | | | 19:00 | 83 | 44 | | | |
| 07:15 | 89 | 133 | | | 19:15 | 62 | 40 | | | |
| 07:30 | 86 | 120 | | | 19:30 | 54 | 42 | | | |
| 07:45 | 85 | 351 | 115 | 489 | 19:45 | 52 | 251 | 33 | 159 | 410 |
| 08:00 | 87 | 95 | | | 20:00 | 61 | 31 | | | |
| 08:15 | 95 | 82 | | | 20:15 | 50 | 38 | | | |
| 08:30 | 93 | 83 | | | 20:30 | 40 | 28 | | | |
| 08:45 | 96 | 371 | 95 | 355 | 20:45 | 39 | 190 | 28 | 125 | 315 |
| 09:00 | 92 | 77 | | | 21:00 | 28 | 26 | | | |
| 09:15 | 89 | 72 | | | 21:15 | 39 | 16 | | | |
| 09:30 | 104 | 82 | | | 21:30 | 33 | 17 | | | |
| 09:45 | 91 | 376 | 57 | 288 | 21:45 | 31 | 131 | 18 | 77 | 208 |
| 10:00 | 94 | 59 | | | 22:00 | 30 | 11 | | | |
| 10:15 | 101 | 68 | | | 22:15 | 37 | 16 | | | |
| 10:30 | 99 | 80 | | | 22:30 | 23 | 19 | | | |
| 10:45 | 110 | 404 | 91 | 298 | 22:45 | 24 | 114 | 16 | 62 | 176 |
| 11:00 | 113 | 71 | | | 23:00 | 25 | 14 | | | |
| 11:15 | 148 | 82 | | | 23:15 | 19 | 8 | | | |
| 11:30 | 138 | 84 | | | 23:30 | 11 | 13 | | | |
| 11:45 | 132 | 531 | 100 | 337 | 23:45 | 15 | 70 | 5 | 40 | 110 |

| | | | | | | | | | | |
|-------------------|------|------|--|--|-------------|--|------|------|--|-------------|
| Total Vol. | 2499 | 2442 | | | 4941 | | 5623 | 2757 | | 8380 |
|-------------------|------|------|--|--|-------------|--|------|------|--|-------------|

| | | | | | | | | | | |
|-----------------------|--|--|--|--|--|--------------|--------------|-----------|-----------|---------------|
| Daily Totals : | | | | | | NB | SB | EB | WB | Total |
| | | | | | | 8,122 | 5,199 | 0 | 0 | 13,321 |

| Split % | AM | | | PM | | | Total |
|-------------------|-------|-------|-------|-------------------|-------|-------|-------|
| | 50.6% | 49.4% | 37.1% | 67.1% | 32.9% | 62.9% | |
| AM | | | | PM | | | |
| Peak Hr. | 11:15 | 06:45 | 11:15 | Peak Hr. | 16:30 | 15:30 | 16:30 |
| Volume | 538 | 489 | 886 | Volume | 1182 | 380 | 1527 |
| P.H.F. | 0.909 | 0.919 | 0.955 | P.H.F. | 0.918 | 0.848 | 0.943 |
| 7 - 9 Vol. | 722 | 844 | 1566 | 4 - 6 Vol. | 2146 | 680 | 2826 |
| Peak Hr. | 08:00 | 07:00 | 07:00 | Peak Hr. | 16:30 | 16:00 | 16:30 |
| Volume | 371 | 489 | 840 | Volume | 1182 | 358 | 1527 |
| P.H.F. | 0.966 | 0.919 | 0.946 | P.H.F. | 0.918 | 0.923 | 0.943 |

Volumes for: Thursday, December 09, 2010

City: San Diego

Project #: 10-4375-045

Location: Pacific Hy (STATION#2653/FILE#MC1190-10) between Sports Arena Blvd & Kurtz St

| AM Period | NB | SB | EB | WB | PM Period | NB | SB | EB | WB |
|-----------|-----|-----|-----|-----|-----------|-----|-----|-----|------|
| 00:00 | 12 | 12 | | | 12:00 | 164 | 209 | | |
| 00:15 | 7 | 9 | | | 12:15 | 168 | 221 | | |
| 00:30 | 10 | 9 | | | 12:30 | 157 | 269 | | |
| 00:45 | 7 | 36 | 13 | 43 | 12:45 | 157 | 646 | 247 | 946 |
| 01:00 | 12 | 22 | | | 13:00 | 181 | 246 | | |
| 01:15 | 14 | 10 | | | 13:15 | 168 | 233 | | |
| 01:30 | 4 | 10 | | | 13:30 | 173 | 215 | | |
| 01:45 | 6 | 36 | 10 | 52 | 13:45 | 146 | 668 | 211 | 905 |
| 02:00 | 5 | 7 | | | 14:00 | 154 | 209 | | |
| 02:15 | 13 | 4 | | | 14:15 | 155 | 209 | | |
| 02:30 | 6 | 0 | | | 14:30 | 159 | 215 | | |
| 02:45 | 10 | 34 | 6 | 17 | 14:45 | 165 | 633 | 224 | 857 |
| 03:00 | 6 | 9 | | | 15:00 | 174 | 204 | | |
| 03:15 | 13 | 2 | | | 15:15 | 194 | 231 | | |
| 03:30 | 9 | 16 | | | 15:30 | 224 | 256 | | |
| 03:45 | 11 | 39 | 7 | 34 | 15:45 | 196 | 788 | 243 | 934 |
| 04:00 | 9 | 12 | | | 16:00 | 218 | 253 | | |
| 04:15 | 20 | 27 | | | 16:15 | 194 | 252 | | |
| 04:30 | 15 | 28 | | | 16:30 | 227 | 296 | | |
| 04:45 | 33 | 77 | 27 | 94 | 16:45 | 232 | 871 | 287 | 1088 |
| 05:00 | 17 | 36 | | | 17:00 | 223 | 268 | | |
| 05:15 | 35 | 41 | | | 17:15 | 274 | 233 | | |
| 05:30 | 51 | 64 | | | 17:30 | 256 | 204 | | |
| 05:45 | 86 | 189 | 91 | 232 | 17:45 | 195 | 948 | 195 | 900 |
| 06:00 | 56 | 90 | | | 18:00 | 139 | 191 | | |
| 06:15 | 77 | 98 | | | 18:15 | 112 | 153 | | |
| 06:30 | 90 | 126 | | | 18:30 | 91 | 156 | | |
| 06:45 | 145 | 368 | 151 | 465 | 18:45 | 91 | 433 | 146 | 646 |
| 07:00 | 130 | 128 | | | 19:00 | 77 | 127 | | |
| 07:15 | 141 | 146 | | | 19:15 | 62 | 99 | | |
| 07:30 | 150 | 178 | | | 19:30 | 57 | 98 | | |
| 07:45 | 162 | 583 | 193 | 645 | 19:45 | 55 | 251 | 92 | 416 |
| 08:00 | 183 | 188 | | | 20:00 | 62 | 83 | | |
| 08:15 | 180 | 192 | | | 20:15 | 43 | 69 | | |
| 08:30 | 163 | 144 | | | 20:30 | 52 | 74 | | |
| 08:45 | 148 | 674 | 156 | 680 | 20:45 | 47 | 204 | 68 | 294 |
| 09:00 | 145 | 127 | | | 21:00 | 50 | 77 | | |
| 09:15 | 149 | 145 | | | 21:15 | 33 | 71 | | |
| 09:30 | 138 | 143 | | | 21:30 | 50 | 72 | | |
| 09:45 | 165 | 597 | 156 | 571 | 21:45 | 39 | 172 | 60 | 280 |
| 10:00 | 141 | 150 | | | 22:00 | 28 | 43 | | |
| 10:15 | 135 | 169 | | | 22:15 | 40 | 60 | | |
| 10:30 | 158 | 133 | | | 22:30 | 30 | 44 | | |
| 10:45 | 137 | 571 | 169 | 621 | 22:45 | 24 | 122 | 38 | 185 |
| 11:00 | 173 | 166 | | | 23:00 | 28 | 28 | | |
| 11:15 | 190 | 175 | | | 23:15 | 23 | 22 | | |
| 11:30 | 152 | 204 | | | 23:30 | 17 | 47 | | |
| 11:45 | 149 | 664 | 212 | 757 | 23:45 | 18 | 86 | 20 | 117 |

Total Vol. 3868 4211 **8079** 5822 7568 **13390**

| | | Daily Totals | | Combined |
|------|-------|--------------|----|----------|
| NB | SB | EB | WB | |
| 9690 | 11779 | | | 21469 |

| Split % | AM | | | PM | | |
|---------|-------|-------|-------|-------|-------|-------|
| | 47.9% | 52.1% | 37.6% | 43.5% | 56.5% | 62.4% |

| Peak Hour | 07:45 | 11:45 | 11:45 | 16:45 | 16:15 | 16:30 |
|-----------|-------|-------|-------|-------|-------|-------|
| Volume | 688 | 911 | 1549 | 985 | 1103 | 2040 |
| P.H.F. | 0.94 | 0.85 | 0.91 | 0.92 | 0.93 | 0.98 |

Volumes for: STATION# on Thursday, April 15, 2010 City: San Diego Project #: 10-4123-001
 Location: Pacific Hwy between Barnett Ave & Enterprise St File No. MC0305-10

| Start Time | Northbound | | Hour Totals | | Southbound | | Hour Totals | | Combined Totals | |
|----------------|------------|-----------|-------------|-----------|------------|-----------|-------------|-----------|-----------------|-----------|
| | Morning | Afternoon | Morning | Afternoon | Morning | Afternoon | Morning | Afternoon | Morning | Afternoon |
| 12:00 | 0 | 0 | | | 16 | 195 | | | | |
| 12:15 | 0 | 0 | | | 12 | 204 | | | | |
| 12:30 | 0 | 0 | | | 15 | 196 | | | | |
| 12:45 | 0 | 0 | | | 16 | 189 | 59 | 784 | | |
| 1:00 | 0 | 0 | | | 9 | 198 | | | | |
| 1:15 | 0 | 0 | | | 7 | 175 | | | | |
| 1:30 | 0 | 0 | | | 8 | 195 | | | | |
| 1:45 | 0 | 0 | | | 6 | 177 | 30 | 745 | | |
| 2:00 | 0 | 0 | | | 12 | 212 | | | | |
| 2:15 | 0 | 0 | | | 5 | 200 | | | | |
| 2:30 | 0 | 0 | | | 3 | 282 | | | | |
| 2:45 | 0 | 0 | | | 5 | 219 | 25 | 913 | | |
| 3:00 | 0 | 0 | | | 8 | 260 | | | | |
| 3:15 | 0 | 0 | | | 6 | 206 | | | | |
| 3:30 | 0 | 0 | | | 4 | 278 | | | | |
| 3:45 | 0 | 0 | | | 8 | 253 | 26 | 997 | | |
| 4:00 | 0 | 0 | | | 13 | 300 | | | | |
| 4:15 | 0 | 0 | | | 19 | 259 | | | | |
| 4:30 | 0 | 0 | | | 28 | 343 | | | | |
| 4:45 | 0 | 0 | | | 15 | 308 | 75 | 1210 | | |
| 5:00 | 0 | 0 | | | 20 | 290 | | | | |
| 5:15 | 0 | 0 | | | 27 | 236 | | | | |
| 5:30 | 0 | 0 | | | 38 | 207 | | | | |
| 5:45 | 0 | 0 | | | 33 | 196 | 118 | 929 | | |
| 6:00 | 0 | 0 | | | 45 | 209 | | | | |
| 6:15 | 0 | 0 | | | 35 | 173 | | | | |
| 6:30 | 0 | 0 | | | 53 | 176 | | | | |
| 6:45 | 0 | 0 | | | 66 | 190 | 199 | 748 | | |
| 7:00 | 0 | 0 | | | 85 | 187 | | | | |
| 7:15 | 0 | 0 | | | 92 | 167 | | | | |
| 7:30 | 0 | 0 | | | 97 | 149 | | | | |
| 7:45 | 0 | 0 | | | 102 | 165 | 376 | 648 | | |
| 8:00 | 0 | 0 | | | 98 | 136 | | | | |
| 8:15 | 0 | 0 | | | 108 | 152 | | | | |
| 8:30 | 0 | 0 | | | 105 | 135 | | | | |
| 8:45 | 0 | 0 | | | 101 | 122 | 412 | 545 | | |
| 9:00 | 0 | 0 | | | 107 | 160 | | | | |
| 9:15 | 0 | 0 | | | 110 | 124 | | | | |
| 9:30 | 0 | 0 | | | 124 | 132 | 0 | | | |
| 9:45 | 0 | 0 | | | 132 | 114 | 473 | 530 | | |
| 10:00 | 0 | 0 | | | 139 | 95 | | | | |
| 10:15 | 0 | 0 | | | 146 | 89 | | | | |
| 10:30 | 0 | 0 | | | 139 | 79 | | | | |
| 10:45 | 0 | 0 | | | 160 | 74 | 584 | 337 | | |
| 11:00 | 0 | 0 | | | 167 | 49 | | | | |
| 11:15 | 0 | 0 | | | 165 | 34 | | | | |
| 11:30 | 0 | 0 | | | 191 | 58 | | | | |
| 11:45 | 0 | 0 | | | 147 | 28 | 670 | 169 | | |
| Total | 0 | 0 | 0 | 0 | 3047 | 8555 | 3047 | 8555 | 0 | 0 |
| Combined Total | 0 | | 0 | | 11602 | | 11602 | | 0 | |
| AM Peak | | | | | 11:45 AM | | | | | |
| Vol. | | | | | 742 | | | | | |
| P.H.F. | | | | | 0.909 | | | | | |
| PM Peak | | | | | | 4:00 PM | | | | |
| Vol. | | | | | | 1210 | | | | |
| P.H.F. | | | | | | 0.882 | | | | |
| Percentage | | | | | 26.3% | 73.7% | | | | |

Field Data Services of Arizona, Inc.
(520) 316-6745

Volumes for: Tuesday, May 24, 2011

City: San Diego

Project #: 11-1080-073

Location: Pacific Highway btwn. Barnett Ave. & Washington St.

| AM Period | | | | | PM Period | | | | | | |
|-------------------|-----------|-------|-----|------|--------------|-----------|-------|-------|-----|--------------|--------------|
| NB | SB | EB | WB | NB | SB | EB | WB | NB | SB | EB | WB |
| 00:00 | 40 | 69 | | | 12:00 | 471 | 401 | | | | |
| 00:15 | 35 | 43 | | | 12:15 | 456 | 459 | | | | |
| 00:30 | 44 | 31 | | | 12:30 | 424 | 443 | | | | |
| 00:45 | 22 | 141 | 36 | 179 | 320 | 12:45 | 417 | 1768 | 470 | 1773 | 3541 |
| 01:00 | 19 | 33 | | | 13:00 | 382 | 438 | | | | |
| 01:15 | 21 | 33 | | | 13:15 | 391 | 482 | | | | |
| 01:30 | 15 | 20 | | | 13:30 | 431 | 426 | | | | |
| 01:45 | 17 | 72 | 18 | 104 | 176 | 13:45 | 378 | 1582 | 478 | 1824 | 3406 |
| 02:00 | 22 | 22 | | | 14:00 | 369 | 459 | | | | |
| 02:15 | 16 | 17 | | | 14:15 | 379 | 493 | | | | |
| 02:30 | 14 | 19 | | | 14:30 | 398 | 524 | | | | |
| 02:45 | 30 | 82 | 15 | 73 | 155 | 14:45 | 439 | 1585 | 525 | 2001 | 3586 |
| 03:00 | 22 | 19 | | | 15:00 | 445 | 582 | | | | |
| 03:15 | 31 | 14 | | | 15:15 | 440 | 555 | | | | |
| 03:30 | 30 | 25 | | | 15:30 | 449 | 709 | | | | |
| 03:45 | 56 | 139 | 25 | 83 | 222 | 15:45 | 482 | 1816 | 721 | 2567 | 4383 |
| 04:00 | 46 | 30 | | | 16:00 | 459 | 775 | | | | |
| 04:15 | 100 | 87 | | | 16:15 | 431 | 699 | | | | |
| 04:30 | 108 | 104 | | | 16:30 | 434 | 748 | | | | |
| 04:45 | 158 | 412 | 133 | 354 | 766 | 16:45 | 464 | 1788 | 649 | 2871 | 4659 |
| 05:00 | 208 | 139 | | | 17:00 | 443 | 697 | | | | |
| 05:15 | 322 | 166 | | | 17:15 | 479 | 583 | | | | |
| 05:30 | 289 | 185 | | | 17:30 | 425 | 560 | | | | |
| 05:45 | 355 | 1174 | 210 | 700 | 1874 | 17:45 | 407 | 1754 | 534 | 2374 | 4128 |
| 06:00 | 347 | 228 | | | 18:00 | 335 | 488 | | | | |
| 06:15 | 420 | 221 | | | 18:15 | 310 | 404 | | | | |
| 06:30 | 494 | 185 | | | 18:30 | 301 | 387 | | | | |
| 06:45 | 543 | 1804 | 215 | 849 | 2653 | 18:45 | 282 | 1228 | 339 | 1618 | 2846 |
| 07:00 | 607 | 242 | | | 19:00 | 221 | 353 | | | | |
| 07:15 | 573 | 260 | | | 19:15 | 201 | 308 | | | | |
| 07:30 | 546 | 319 | | | 19:30 | 205 | 288 | | | | |
| 07:45 | 613 | 2339 | 302 | 1123 | 3462 | 19:45 | 190 | 817 | 262 | 1211 | 2028 |
| 08:00 | 592 | 308 | | | 20:00 | 160 | 249 | | | | |
| 08:15 | 550 | 353 | | | 20:15 | 169 | 244 | | | | |
| 08:30 | 496 | 411 | | | 20:30 | 165 | 243 | | | | |
| 08:45 | 476 | 2114 | 304 | 1376 | 3490 | 20:45 | 126 | 620 | 224 | 960 | 1580 |
| 09:00 | 404 | 322 | | | 21:00 | 121 | 204 | | | | |
| 09:15 | 375 | 296 | | | 21:15 | 112 | 198 | | | | |
| 09:30 | 335 | 312 | | | 21:30 | 124 | 186 | | | | |
| 09:45 | 417 | 1531 | 304 | 1234 | 2765 | 21:45 | 126 | 483 | 154 | 742 | 1225 |
| 10:00 | 355 | 304 | | | 22:00 | 109 | 146 | | | | |
| 10:15 | 380 | 358 | | | 22:15 | 104 | 142 | | | | |
| 10:30 | 346 | 343 | | | 22:30 | 113 | 112 | | | | |
| 10:45 | 380 | 1461 | 326 | 1331 | 2792 | 22:45 | 101 | 427 | 87 | 487 | 914 |
| 11:00 | 360 | 354 | | | 23:00 | 62 | 80 | | | | |
| 11:15 | 398 | 369 | | | 23:15 | 79 | 66 | | | | |
| 11:30 | 412 | 400 | | | 23:30 | 53 | 94 | | | | |
| 11:45 | 454 | 1624 | 408 | 1531 | 3155 | 23:45 | 63 | 257 | 62 | 302 | 559 |
| Total Vol. | 12893 | 8937 | | | 21830 | | 14125 | 18730 | | | 32855 |
| | | | | | | | | | | | |
| Split % | AM | | | | 39.9% | PM | | | | 60.1% | |
| | 59.1% | 40.9% | | | | 43.0% | 57.0% | | | | |
| Peak Hour | 07:00 | 11:45 | | | 07:45 | 15:15 | 15:45 | | | | 15:45 |
| Volume | 2339 | 1711 | | | 3625 | 1830 | 2943 | | | | 4749 |
| P.H.F. | 0.95 | 0.93 | | | 0.99 | 0.95 | 0.95 | | | | 0.96 |

| Daily Totals | | | | |
|--------------|-------|----|----|--------------|
| NB | SB | EB | WB | Combined |
| 27018 | 27667 | | | 54685 |

Field Data Services of Arizona, Inc.
(520) 316-6745

Volumes for: Tuesday, May 24, 2011

City: San Diego

Project #: 11-1080-074

Location: Pacific Highway btwn. Washington St. & Sassafras St.

| AM Period | NB | SB | EB | WB | PM Period | NB | SB | EB | WB | | |
|-------------------|-------------|-------------|-------------|-----|-----------|---------------------|-------------|-------------|----|----------|-----|
| 00:00 | 14 | 6 | | | 12:00 | 145 | 67 | | | | |
| 00:15 | 12 | 6 | | | 12:15 | 148 | 92 | | | | |
| 00:30 | 15 | 2 | | | 12:30 | 147 | 88 | | | | |
| 00:45 | 10 | 51 | 5 | 19 | 70 | 12:45 | 139 | 579 | 75 | 322 | 901 |
| 01:00 | 7 | 7 | | | 13:00 | 130 | 90 | | | | |
| 01:15 | 9 | 2 | | | 13:15 | 120 | 92 | | | | |
| 01:30 | 6 | 5 | | | 13:30 | 115 | 80 | | | | |
| 01:45 | 8 | 30 | 2 | 16 | 46 | 13:45 | 133 | 498 | 91 | 353 | 851 |
| 02:00 | 5 | 2 | | | 14:00 | 124 | 77 | | | | |
| 02:15 | 3 | 1 | | | 14:15 | 116 | 72 | | | | |
| 02:30 | 4 | 6 | | | 14:30 | 130 | 102 | | | | |
| 02:45 | 2 | 14 | 3 | 12 | 26 | 14:45 | 143 | 513 | 94 | 345 | 858 |
| 03:00 | 6 | 5 | | | 15:00 | 117 | 83 | | | | |
| 03:15 | 7 | 2 | | | 15:15 | 114 | 98 | | | | |
| 03:30 | 1 | 2 | | | 15:30 | 109 | 65 | | | | |
| 03:45 | 7 | 21 | 5 | 14 | 35 | 15:45 | 146 | 486 | 95 | 341 | 827 |
| 04:00 | 6 | 2 | | | 16:00 | 117 | 102 | | | | |
| 04:15 | 11 | 8 | | | 16:15 | 131 | 87 | | | | |
| 04:30 | 10 | 13 | | | 16:30 | 130 | 96 | | | | |
| 04:45 | 14 | 41 | 16 | 39 | 80 | 16:45 | 116 | 494 | 81 | 366 | 860 |
| 05:00 | 18 | 14 | | | 17:00 | 128 | 118 | | | | |
| 05:15 | 22 | 21 | | | 17:15 | 175 | 94 | | | | |
| 05:30 | 20 | 28 | | | 17:30 | 134 | 95 | | | | |
| 05:45 | 24 | 84 | 16 | 79 | 163 | 17:45 | 125 | 562 | 80 | 387 | 949 |
| 06:00 | 27 | 16 | | | 18:00 | 110 | 97 | | | | |
| 06:15 | 33 | 15 | | | 18:15 | 87 | 73 | | | | |
| 06:30 | 59 | 31 | | | 18:30 | 97 | 64 | | | | |
| 06:45 | 58 | 177 | 37 | 99 | 276 | 18:45 | 73 | 367 | 54 | 288 | 655 |
| 07:00 | 56 | 32 | | | 19:00 | 81 | 50 | | | | |
| 07:15 | 55 | 36 | | | 19:15 | 88 | 55 | | | | |
| 07:30 | 89 | 67 | | | 19:30 | 82 | 61 | | | | |
| 07:45 | 91 | 291 | 56 | 191 | 482 | 19:45 | 66 | 317 | 67 | 233 | 550 |
| 08:00 | 82 | 40 | | | 20:00 | 59 | 50 | | | | |
| 08:15 | 84 | 66 | | | 20:15 | 62 | 43 | | | | |
| 08:30 | 89 | 66 | | | 20:30 | 79 | 47 | | | | |
| 08:45 | 100 | 355 | 49 | 221 | 576 | 20:45 | 46 | 246 | 47 | 187 | 433 |
| 09:00 | 112 | 71 | | | 21:00 | 41 | 50 | | | | |
| 09:15 | 79 | 60 | | | 21:15 | 52 | 29 | | | | |
| 09:30 | 103 | 75 | | | 21:30 | 54 | 29 | | | | |
| 09:45 | 119 | 413 | 73 | 279 | 692 | 21:45 | 45 | 192 | 28 | 136 | 328 |
| 10:00 | 108 | 53 | | | 22:00 | 49 | 29 | | | | |
| 10:15 | 120 | 81 | | | 22:15 | 53 | 21 | | | | |
| 10:30 | 100 | 62 | | | 22:30 | 45 | 12 | | | | |
| 10:45 | 126 | 454 | 74 | 270 | 724 | 22:45 | 46 | 193 | 12 | 74 | 267 |
| 11:00 | 117 | 73 | | | 23:00 | 32 | 13 | | | | |
| 11:15 | 136 | 83 | | | 23:15 | 25 | 9 | | | | |
| 11:30 | 137 | 79 | | | 23:30 | 24 | 12 | | | | |
| 11:45 | 150 | 540 | 83 | 318 | 858 | 23:45 | 13 | 94 | 10 | 44 | 138 |
| Total Vol. | 2471 | 1557 | 4028 | | | 4541 | 3076 | 7617 | | | |
| | | | | | | Daily Totals | | | | | |
| | | | | | | NB | SB | EB | WB | Combined | |
| | | | | | | 7012 | 4633 | | | 11645 | |
| Split % | AM | | | | | PM | | | | | |
| | 61.3% | 38.7% | 34.6% | | 59.6% | 40.4% | 65.4% | | | | |
| Peak Hour | 11:45 | 11:45 | 11:45 | | 12:00 | 16:30 | 17:00 | | | | |
| Volume | 590 | 330 | 920 | | 579 | 389 | 949 | | | | |
| P.H.F. | 0.98 | 0.90 | 0.96 | | 0.98 | 0.82 | 0.88 | | | | |

Volumes for: Thursday, December 09, 2010

City: San Diego

Project #: 10-4375-044

Location: Pacific Hy (STATION#2657/FILE#MC1189-10) between Palm St & Sassafras St

| AM Period | | | | PM Period | | | |
|-------------------|-------|-----------|--------------|-------------|---------------------|-------|--------------|
| NB | SB | EB | WB | NB | SB | EB | WB |
| 00:00 | 38 | 24 | | 12:00 | 169 | 184 | |
| 00:15 | 17 | 20 | | 12:15 | 154 | 151 | |
| 00:30 | 31 | 22 | | 12:30 | 168 | 189 | |
| 00:45 | 26 | 112 | 31 97 | 209 | 12:45 | 150 | 641 178 702 |
| 01:00 | 38 | 22 | | 13:00 | 157 | 165 | 1343 |
| 01:15 | 26 | 20 | | 13:15 | 170 | 172 | |
| 01:30 | 17 | 9 | | 13:30 | 182 | 181 | |
| 01:45 | 8 | 89 | 8 59 | 148 | 13:45 | 149 | 658 178 696 |
| 02:00 | 11 | 8 | | 14:00 | 171 | 133 | 1354 |
| 02:15 | 6 | 3 | | 14:15 | 154 | 140 | |
| 02:30 | 7 | 5 | | 14:30 | 168 | 165 | |
| 02:45 | 4 | 28 | 3 19 | 47 | 14:45 | 165 | 658 152 590 |
| 03:00 | 2 | 7 | | 15:00 | 151 | 123 | 1248 |
| 03:15 | 1 | 1 | | 15:15 | 170 | 153 | |
| 03:30 | 3 | 8 | | 15:30 | 149 | 137 | |
| 03:45 | 7 | 13 | 16 32 | 45 | 15:45 | 192 | 662 142 555 |
| 04:00 | 14 | 18 | | 16:00 | 154 | 173 | 1217 |
| 04:15 | 15 | 33 | | 16:15 | 156 | 172 | |
| 04:30 | 19 | 49 | | 16:30 | 168 | 174 | |
| 04:45 | 30 | 78 | 71 171 | 249 | 16:45 | 159 | 637 222 741 |
| 05:00 | 28 | 79 | | 17:00 | 167 | 235 | 1378 |
| 05:15 | 30 | 83 | | 17:15 | 199 | 199 | |
| 05:30 | 51 | 76 | | 17:30 | 178 | 194 | |
| 05:45 | 51 | 160 | 75 313 | 473 | 17:45 | 141 | 685 191 819 |
| 06:00 | 55 | 79 | | 18:00 | 139 | 172 | 1504 |
| 06:15 | 50 | 91 | | 18:15 | 115 | 147 | |
| 06:30 | 63 | 105 | | 18:30 | 92 | 139 | |
| 06:45 | 63 | 231 | 121 396 | 627 | 18:45 | 110 | 456 121 579 |
| 07:00 | 67 | 117 | | 19:00 | 107 | 129 | 1035 |
| 07:15 | 80 | 131 | | 19:15 | 92 | 104 | |
| 07:30 | 93 | 146 | | 19:30 | 63 | 94 | |
| 07:45 | 112 | 352 | 151 545 | 897 | 19:45 | 78 | 340 85 412 |
| 08:00 | 116 | 143 | | 20:00 | 84 | 102 | 752 |
| 08:15 | 121 | 168 | | 20:15 | 77 | 73 | |
| 08:30 | 105 | 144 | | 20:30 | 73 | 96 | |
| 08:45 | 124 | 466 | 138 593 | 1059 | 20:45 | 91 | 325 74 345 |
| 09:00 | 102 | 114 | | 21:00 | 84 | 76 | 670 |
| 09:15 | 157 | 158 | | 21:15 | 90 | 75 | |
| 09:30 | 119 | 149 | | 21:30 | 93 | 76 | |
| 09:45 | 142 | 520 | 131 552 | 1072 | 21:45 | 85 | 352 64 291 |
| 10:00 | 117 | 134 | | 22:00 | 94 | 62 | 643 |
| 10:15 | 155 | 156 | | 22:15 | 84 | 62 | |
| 10:30 | 161 | 133 | | 22:30 | 53 | 51 | |
| 10:45 | 144 | 577 | 139 562 | 1139 | 22:45 | 53 | 284 28 203 |
| 11:00 | 164 | 153 | | 23:00 | 52 | 26 | 487 |
| 11:15 | 148 | 166 | | 23:15 | 46 | 23 | |
| 11:30 | 149 | 196 | | 23:30 | 37 | 16 | |
| 11:45 | 155 | 616 | 189 704 | 1320 | 23:45 | 31 | 166 9 74 |
| Total Vol. | 3242 | 4043 | | 7285 | 5864 | 6007 | 11871 |
| | | | | | Daily Totals | | |
| | | | | | NB | SB | EB |
| | | | | | 9106 | 10050 | WB |
| | | | | | | | 19156 |
| Split % | | AM | | | PM | | |
| | 44.5% | 55.5% | 38.0% | | 49.4% | 50.6% | 62.0% |
| Peak Hour | 11:45 | 11:15 | 11:45 | | 16:45 | 16:45 | 16:45 |
| Volume | 646 | 735 | 1359 | | 703 | 850 | 1553 |
| P.H.F. | 0.96 | 0.94 | 0.95 | | 0.91 | 0.90 | 0.97 |

Field Data Services of Arizona, Inc.
(520) 316-6745

Volumes for: Tuesday, May 24, 2011

City: San Diego

Project #: 11-1080-069

Location: Congress St. btwn. Taylor St. & Twiggs St.

| AM Period | NB | SB | EB | WB | PM Period | NB | SB | EB | WB | | |
|-------------------|--------------|--------------|-----------|--------------|-------------|--------------|--------------|---------------------|-----------|-----------------|-------------|
| 00:00 | 6 | 4 | | | 12:00 | 45 | 34 | | | | |
| 00:15 | 4 | 5 | | | 12:15 | 32 | 23 | | | | |
| 00:30 | 2 | 3 | | | 12:30 | 28 | 24 | | | | |
| 00:45 | 5 | 17 | 2 | 14 | 31 | 12:45 | 37 | 142 | 31 | 112 | 254 |
| 01:00 | 2 | 6 | | | 13:00 | 37 | 38 | | | | |
| 01:15 | 1 | 2 | | | 13:15 | 32 | 37 | | | | |
| 01:30 | 2 | 0 | | | 13:30 | 40 | 27 | | | | |
| 01:45 | 1 | 6 | 1 | 9 | 15 | 13:45 | 37 | 146 | 47 | 149 | 295 |
| 02:00 | 2 | 1 | | | 14:00 | 32 | 38 | | | | |
| 02:15 | 0 | 0 | | | 14:15 | 38 | 40 | | | | |
| 02:30 | 1 | 4 | | | 14:30 | 33 | 42 | | | | |
| 02:45 | 1 | 4 | 1 | 6 | 10 | 14:45 | 44 | 147 | 44 | 164 | 311 |
| 03:00 | 2 | 0 | | | 15:00 | 37 | 43 | | | | |
| 03:15 | 0 | 1 | | | 15:15 | 41 | 47 | | | | |
| 03:30 | 1 | 2 | | | 15:30 | 34 | 40 | | | | |
| 03:45 | 1 | 4 | 1 | 4 | 8 | 15:45 | 34 | 146 | 37 | 167 | 313 |
| 04:00 | 3 | 2 | | | 16:00 | 44 | 40 | | | | |
| 04:15 | 2 | 1 | | | 16:15 | 35 | 26 | | | | |
| 04:30 | 3 | 5 | | | 16:30 | 41 | 32 | | | | |
| 04:45 | 2 | 10 | 1 | 9 | 19 | 16:45 | 32 | 152 | 36 | 134 | 286 |
| 05:00 | 3 | 0 | | | 17:00 | 57 | 27 | | | | |
| 05:15 | 6 | 4 | | | 17:15 | 52 | 34 | | | | |
| 05:30 | 4 | 4 | | | 17:30 | 47 | 40 | | | | |
| 05:45 | 11 | 24 | 3 | 11 | 35 | 17:45 | 40 | 196 | 40 | 141 | 337 |
| 06:00 | 11 | 4 | | | 18:00 | 36 | 39 | | | | |
| 06:15 | 5 | 12 | | | 18:15 | 34 | 55 | | | | |
| 06:30 | 7 | 6 | | | 18:30 | 50 | 46 | | | | |
| 06:45 | 11 | 34 | 14 | 36 | 70 | 18:45 | 37 | 157 | 63 | 203 | 360 |
| 07:00 | 16 | 20 | | | 19:00 | 28 | 58 | | | | |
| 07:15 | 16 | 14 | | | 19:15 | 31 | 36 | | | | |
| 07:30 | 27 | 20 | | | 19:30 | 35 | 27 | | | | |
| 07:45 | 19 | 78 | 29 | 83 | 161 | 19:45 | 24 | 118 | 26 | 147 | 265 |
| 08:00 | 26 | 15 | | | 20:00 | 41 | 24 | | | | |
| 08:15 | 17 | 20 | | | 20:15 | 39 | 19 | | | | |
| 08:30 | 21 | 13 | | | 20:30 | 49 | 28 | | | | |
| 08:45 | 25 | 89 | 43 | 91 | 180 | 20:45 | 38 | 167 | 16 | 87 | 254 |
| 09:00 | 26 | 31 | | | 21:00 | 39 | 18 | | | | |
| 09:15 | 30 | 17 | | | 21:15 | 49 | 20 | | | | |
| 09:30 | 27 | 37 | | | 21:30 | 39 | 11 | | | | |
| 09:45 | 18 | 101 | 34 | 119 | 220 | 21:45 | 21 | 148 | 13 | 62 | 210 |
| 10:00 | 21 | 36 | | | 22:00 | 15 | 17 | | | | |
| 10:15 | 24 | 25 | | | 22:15 | 16 | 11 | | | | |
| 10:30 | 23 | 33 | | | 22:30 | 18 | 7 | | | | |
| 10:45 | 19 | 87 | 29 | 123 | 210 | 22:45 | 11 | 60 | 6 | 41 | 101 |
| 11:00 | 25 | 32 | | | 23:00 | 10 | 7 | | | | |
| 11:15 | 29 | 28 | | | 23:15 | 9 | 4 | | | | |
| 11:30 | 20 | 37 | | | 23:30 | 11 | 6 | | | | |
| 11:45 | 28 | 102 | 25 | 122 | 224 | 23:45 | 7 | 37 | 6 | 23 | 60 |
| Total Vol. | 556 | 627 | | | 1183 | 1616 | 1430 | | | | 3046 |
| | | | | | | | | Daily Totals | | | |
| | | | | | | NB | SB | EB | WB | Combined | |
| | | | | | | 2172 | 2057 | | | 4229 | |
| Split % | 47.0% | 53.0% | AM | 28.0% | PM | 53.1% | 46.9% | | | 72.0% | |
| Peak Hour | 11:45 | 09:30 | | 11:15 | 17:00 | 18:15 | | | | 18:15 | |
| Volume | 133 | 132 | | 246 | 196 | 222 | | | | 371 | |
| P.H.F. | 0.74 | 0.89 | | 0.78 | 0.86 | 0.88 | | | | 0.93 | |

Field Data Services of Arizona, Inc.
 (520) 316-6745

Volumes for: Tuesday, May 24, 2011

City: San Diego

Project #: 11-1080-070

Location: Congress St. btwn. Twigg's St. & Harney St.

| AM Period | NB | SB | EB | WB | PM Period | NB | SB | EB | WB | |
|-------------------|-----|-----|----|-----|-------------|------|------|----|-----|-------------|
| 00:00 | 8 | 6 | | | 12:00 | 49 | 47 | | | |
| 00:15 | 1 | 6 | | | 12:15 | 34 | 25 | | | |
| 00:30 | 1 | 5 | | | 12:30 | 36 | 25 | | | |
| 00:45 | 4 | 14 | 3 | 20 | 12:45 | 30 | 149 | 43 | 140 | 289 |
| 01:00 | 2 | 3 | | | 13:00 | 42 | 51 | | | |
| 01:15 | 0 | 2 | | | 13:15 | 24 | 42 | | | |
| 01:30 | 1 | 0 | | | 13:30 | 38 | 42 | | | |
| 01:45 | 1 | 4 | 1 | 6 | 13:45 | 30 | 134 | 36 | 171 | 305 |
| 02:00 | 1 | 0 | | | 14:00 | 22 | 43 | | | |
| 02:15 | 0 | 1 | | | 14:15 | 26 | 30 | | | |
| 02:30 | 1 | 3 | | | 14:30 | 31 | 33 | | | |
| 02:45 | 2 | 4 | 1 | 5 | 14:45 | 38 | 117 | 39 | 145 | 262 |
| 03:00 | 0 | 1 | | | 15:00 | 32 | 33 | | | |
| 03:15 | 4 | 3 | | | 15:15 | 30 | 40 | | | |
| 03:30 | 1 | 1 | | | 15:30 | 30 | 48 | | | |
| 03:45 | 1 | 6 | 0 | 5 | 15:45 | 32 | 124 | 51 | 172 | 296 |
| 04:00 | 0 | 1 | | | 16:00 | 42 | 46 | | | |
| 04:15 | 2 | 1 | | | 16:15 | 27 | 34 | | | |
| 04:30 | 1 | 4 | | | 16:30 | 30 | 32 | | | |
| 04:45 | 2 | 5 | 2 | 8 | 16:45 | 36 | 135 | 40 | 152 | 287 |
| 05:00 | 4 | 3 | | | 17:00 | 56 | 35 | | | |
| 05:15 | 5 | 2 | | | 17:15 | 54 | 35 | | | |
| 05:30 | 5 | 4 | | | 17:30 | 41 | 38 | | | |
| 05:45 | 10 | 24 | 3 | 12 | 17:45 | 35 | 186 | 45 | 153 | 339 |
| 06:00 | 12 | 5 | | | 18:00 | 29 | 42 | | | |
| 06:15 | 5 | 12 | | | 18:15 | 39 | 55 | | | |
| 06:30 | 9 | 7 | | | 18:30 | 44 | 55 | | | |
| 06:45 | 11 | 37 | 14 | 38 | 18:45 | 37 | 149 | 57 | 209 | 358 |
| 07:00 | 16 | 13 | | | 19:00 | 30 | 65 | | | |
| 07:15 | 17 | 16 | | | 19:15 | 31 | 48 | | | |
| 07:30 | 26 | 21 | | | 19:30 | 31 | 36 | | | |
| 07:45 | 19 | 78 | 24 | 74 | 19:45 | 39 | 131 | 15 | 164 | 295 |
| 08:00 | 19 | 17 | | | 20:00 | 59 | 14 | | | |
| 08:15 | 13 | 21 | | | 20:15 | 64 | 12 | | | |
| 08:30 | 22 | 17 | | | 20:30 | 67 | 19 | | | |
| 08:45 | 23 | 77 | 36 | 91 | 20:45 | 46 | 236 | 16 | 61 | 297 |
| 09:00 | 27 | 31 | | | 21:00 | 52 | 20 | | | |
| 09:15 | 34 | 24 | | | 21:15 | 54 | 21 | | | |
| 09:30 | 29 | 32 | | | 21:30 | 49 | 14 | | | |
| 09:45 | 33 | 123 | 28 | 115 | 21:45 | 36 | 191 | 18 | 73 | 264 |
| 10:00 | 32 | 29 | | | 22:00 | 31 | 13 | | | |
| 10:15 | 27 | 31 | | | 22:15 | 21 | 4 | | | |
| 10:30 | 24 | 36 | | | 22:30 | 14 | 12 | | | |
| 10:45 | 13 | 96 | 13 | 109 | 22:45 | 9 | 75 | 8 | 37 | 112 |
| 11:00 | 54 | 18 | | | 23:00 | 11 | 8 | | | |
| 11:15 | 35 | 29 | | | 23:15 | 5 | 3 | | | |
| 11:30 | 28 | 43 | | | 23:30 | 9 | 6 | | | |
| 11:45 | 38 | 155 | 26 | 116 | 23:45 | 6 | 31 | 6 | 23 | 54 |
| Total Vol. | 623 | 599 | | | 1222 | 1658 | 1500 | | | 3158 |

| | | Daily Totals | | |
|--|--|--------------|------|------|
| | | NB | SB | EB |
| | | 2281 | 2099 | 4380 |

| Split % | AM | | | PM | | |
|-----------|-------|-------|-------|-------|-------|-------|
| | 51.0% | 49.0% | 27.9% | 52.5% | 47.5% | 72.1% |
| Peak Hour | 11:45 | 11:15 | 11:15 | 20:00 | 18:15 | 18:15 |
| Volume | 157 | 145 | 295 | 236 | 232 | 382 |
| P.H.F. | 0.80 | 0.77 | 0.77 | 0.88 | 0.89 | 0.96 |

Prepared by NDS/ATD

| Volumes for: Thursday, October 28, 2010 | | | | City: San Diego | | Daily Totals | | | | Total |
|--|-----|-----|----|----------------------|-------------|--------------|------|------|-----|-------------|
| Location: Congress St (STATION#2466/FILE#MC0940-10) | | | | Project: 10-4300-021 | | NB | SB | EB | WB | Total |
| AM Period | NB | SB | EB | WB | PM Period | NB | SB | EB | WB | |
| 00:00 | 0 | 3 | | | 12:00 | 42 | 38 | | | |
| 00:15 | 2 | 4 | | | 12:15 | 37 | 35 | | | |
| 00:30 | 3 | 1 | | | 12:30 | 36 | 45 | | | |
| 00:45 | 2 | 7 | 0 | 8 | 12:45 | 39 | 154 | 58 | 176 | 330 |
| 01:00 | 0 | 5 | | | 13:00 | 30 | 39 | | | |
| 01:15 | 1 | 1 | | | 13:15 | 29 | 47 | | | |
| 01:30 | 4 | 3 | | | 13:30 | 37 | 39 | | | |
| 01:45 | 0 | 5 | 1 | 10 | 13:45 | 28 | 124 | 54 | 179 | 303 |
| 02:00 | 2 | 0 | | | 14:00 | 19 | 37 | | | |
| 02:15 | 0 | 2 | | | 14:15 | 23 | 40 | | | |
| 02:30 | 0 | 1 | | | 14:30 | 27 | 46 | | | |
| 02:45 | 0 | 2 | 0 | 3 | 14:45 | 34 | 103 | 41 | 164 | 267 |
| 03:00 | 1 | 3 | | | 15:00 | 19 | 36 | | | |
| 03:15 | 2 | 5 | | | 15:15 | 36 | 32 | | | |
| 03:30 | 5 | 2 | | | 15:30 | 30 | 44 | | | |
| 03:45 | 3 | 11 | 4 | 14 | 15:45 | 30 | 115 | 56 | 168 | 283 |
| 04:00 | 0 | 2 | | | 16:00 | 33 | 47 | | | |
| 04:15 | 1 | 0 | | | 16:15 | 34 | 38 | | | |
| 04:30 | 1 | 0 | | | 16:30 | 46 | 65 | | | |
| 04:45 | 2 | 4 | 3 | 5 | 16:45 | 58 | 171 | 58 | 208 | 379 |
| 05:00 | 2 | 0 | | | 17:00 | 48 | 55 | | | |
| 05:15 | 2 | 3 | | | 17:15 | 45 | 46 | | | |
| 05:30 | 7 | 3 | | | 17:30 | 48 | 54 | | | |
| 05:45 | 6 | 17 | 5 | 11 | 17:45 | 40 | 181 | 39 | 194 | 375 |
| 06:00 | 3 | 13 | | | 18:00 | 37 | 44 | | | |
| 06:15 | 14 | 12 | | | 18:15 | 52 | 36 | | | |
| 06:30 | 10 | 13 | | | 18:30 | 23 | 53 | | | |
| 06:45 | 22 | 49 | 17 | 55 | 18:45 | 31 | 143 | 41 | 174 | 317 |
| 07:00 | 11 | 13 | | | 19:00 | 18 | 39 | | | |
| 07:15 | 17 | 25 | | | 19:15 | 23 | 42 | | | |
| 07:30 | 23 | 35 | | | 19:30 | 16 | 31 | | | |
| 07:45 | 17 | 68 | 38 | 111 | 19:45 | 25 | 82 | 40 | 152 | 234 |
| 08:00 | 34 | 18 | | | 20:00 | 16 | 32 | | | |
| 08:15 | 23 | 17 | | | 20:15 | 17 | 24 | | | |
| 08:30 | 31 | 36 | | | 20:30 | 23 | 26 | | | |
| 08:45 | 41 | 129 | 32 | 103 | 20:45 | 15 | 71 | 36 | 118 | 189 |
| 09:00 | 24 | 28 | | | 21:00 | 13 | 30 | | | |
| 09:15 | 39 | 28 | | | 21:15 | 9 | 12 | | | |
| 09:30 | 30 | 31 | | | 21:30 | 14 | 29 | | | |
| 09:45 | 22 | 115 | 31 | 118 | 21:45 | 15 | 51 | 30 | 101 | 152 |
| 10:00 | 30 | 30 | | | 22:00 | 14 | 18 | | | |
| 10:15 | 33 | 38 | | | 22:15 | 6 | 16 | | | |
| 10:30 | 23 | 19 | | | 22:30 | 7 | 14 | | | |
| 10:45 | 36 | 122 | 28 | 115 | 22:45 | 3 | 30 | 10 | 58 | 88 |
| 11:00 | 27 | 33 | | | 23:00 | 3 | 17 | | | |
| 11:15 | 26 | 28 | | | 23:15 | 0 | 7 | | | |
| 11:30 | 29 | 29 | | | 23:30 | 2 | 3 | | | |
| 11:45 | 49 | 131 | 27 | 117 | 23:45 | 1 | 6 | 3 | 30 | 36 |
| Total Vol. | 660 | 670 | | | 1330 | | 1231 | 1722 | | 2953 |

| Daily Totals : | | | | NB | SB | EB | WB | Total |
|----------------|-------|-------|-------|-------|-------|----|----|-------|
| | | | | 1,891 | 2,392 | 0 | 0 | 4,283 |
| AM | | | | PM | | | | |
| Split % | 49.6% | 50.4% | 31.1% | 41.7% | 58.3% | | | 68.9% |
| AM | | | PM | | | | | |
| Peak Hr. | 11:45 | 11:45 | 11:45 | 16:45 | 16:30 | | | 16:30 |
| Volume | 164 | 145 | 309 | 199 | 224 | | | 421 |
| P.H.F. | 0.837 | 0.806 | 0.954 | 0.858 | 0.862 | | | 0.907 |
| 7 - 9 Vol. | 197 | 214 | 411 | 352 | 402 | | | 754 |
| Peak Hr. | 08:00 | 07:15 | 08:00 | 16:45 | 16:30 | | | 16:30 |
| Volume | 129 | 116 | 232 | 199 | 224 | | | 421 |
| P.H.F. | 0.787 | 0.763 | 0.795 | 0.858 | 0.862 | | | 0.907 |

Field Data Services of Arizona, Inc.
(520) 316-6745

Volumes for: Wednesday, May 25, 2011

City: San Diego

Project #: 11-1080-067

Location: San Diego Ave. btwn. Twigg's St. & Harney St.

| AM Period | NB | SB | EB | WB | PM Period | NB | SB | EB | WB | | |
|-----------|----|-----|----|-----|-----------|-------|----|-----|----|-----|-----|
| 00:00 | 4 | 0 | | | 12:00 | 22 | 32 | | | | |
| 00:15 | 2 | 2 | | | 12:15 | 20 | 39 | | | | |
| 00:30 | 2 | 1 | | | 12:30 | 17 | 38 | | | | |
| 00:45 | 3 | 11 | 6 | 9 | 20 | 12:45 | 19 | 78 | 37 | 146 | 224 |
| 01:00 | 1 | 4 | | | 13:00 | 13 | 38 | | | | |
| 01:15 | 1 | 3 | | | 13:15 | 18 | 38 | | | | |
| 01:30 | 2 | 0 | | | 13:30 | 18 | 34 | | | | |
| 01:45 | 1 | 5 | 0 | 7 | 12 | 13:45 | 17 | 66 | 36 | 146 | 212 |
| 02:00 | 6 | 3 | | | 14:00 | 19 | 33 | | | | |
| 02:15 | 1 | 0 | | | 14:15 | 33 | 39 | | | | |
| 02:30 | 1 | 1 | | | 14:30 | 30 | 34 | | | | |
| 02:45 | 0 | 8 | 0 | 4 | 12 | 14:45 | 35 | 117 | 31 | 137 | 254 |
| 03:00 | 0 | 0 | | | 15:00 | 28 | 34 | | | | |
| 03:15 | 0 | 1 | | | 15:15 | 24 | 38 | | | | |
| 03:30 | 2 | 1 | | | 15:30 | 29 | 42 | | | | |
| 03:45 | 0 | 2 | 0 | 2 | 4 | 15:45 | 33 | 114 | 40 | 154 | 268 |
| 04:00 | 1 | 0 | | | 16:00 | 30 | 43 | | | | |
| 04:15 | 1 | 3 | | | 16:15 | 32 | 39 | | | | |
| 04:30 | 0 | 1 | | | 16:30 | 22 | 34 | | | | |
| 04:45 | 0 | 2 | 2 | 6 | 8 | 16:45 | 36 | 120 | 25 | 141 | 261 |
| 05:00 | 2 | 3 | | | 17:00 | 51 | 27 | | | | |
| 05:15 | 2 | 1 | | | 17:15 | 60 | 26 | | | | |
| 05:30 | 6 | 0 | | | 17:30 | 55 | 30 | | | | |
| 05:45 | 3 | 13 | 1 | 5 | 18 | 17:45 | 41 | 207 | 31 | 114 | 321 |
| 06:00 | 2 | 0 | | | 18:00 | 46 | 43 | | | | |
| 06:15 | 5 | 5 | | | 18:15 | 27 | 36 | | | | |
| 06:30 | 7 | 1 | | | 18:30 | 38 | 43 | | | | |
| 06:45 | 5 | 19 | 7 | 13 | 32 | 18:45 | 47 | 158 | 40 | 162 | 320 |
| 07:00 | 12 | 5 | | | 19:00 | 29 | 23 | | | | |
| 07:15 | 10 | 5 | | | 19:15 | 36 | 34 | | | | |
| 07:30 | 19 | 13 | | | 19:30 | 28 | 21 | | | | |
| 07:45 | 12 | 53 | 17 | 40 | 93 | 19:45 | 31 | 124 | 13 | 91 | 215 |
| 08:00 | 24 | 16 | | | 20:00 | 39 | 15 | | | | |
| 08:15 | 11 | 18 | | | 20:15 | 34 | 15 | | | | |
| 08:30 | 22 | 18 | | | 20:30 | 23 | 17 | | | | |
| 08:45 | 37 | 94 | 23 | 75 | 169 | 20:45 | 25 | 121 | 14 | 61 | 182 |
| 09:00 | 31 | 23 | | | 21:00 | 29 | 24 | | | | |
| 09:15 | 22 | 20 | | | 21:15 | 26 | 13 | | | | |
| 09:30 | 26 | 20 | | | 21:30 | 19 | 14 | | | | |
| 09:45 | 35 | 114 | 23 | 86 | 200 | 21:45 | 29 | 103 | 7 | 58 | 161 |
| 10:00 | 37 | 28 | | | 22:00 | 23 | 10 | | | | |
| 10:15 | 28 | 28 | | | 22:15 | 14 | 8 | | | | |
| 10:30 | 22 | 26 | | | 22:30 | 18 | 7 | | | | |
| 10:45 | 20 | 107 | 26 | 108 | 215 | 22:45 | 19 | 74 | 15 | 40 | 114 |
| 11:00 | 24 | 24 | | | 23:00 | 6 | 7 | | | | |
| 11:15 | 29 | 20 | | | 23:15 | 9 | 7 | | | | |
| 11:30 | 22 | 22 | | | 23:30 | 4 | 4 | | | | |
| 11:45 | 20 | 95 | 19 | 85 | 180 | 23:45 | 3 | 22 | 3 | 21 | 43 |

| | | | | | | | | | | | |
|-------------------|-----|-----|--|--|------------|--|------|------|--|--|-------------|
| Total Vol. | 523 | 440 | | | 963 | | 1304 | 1271 | | | 2575 |
|-------------------|-----|-----|--|--|------------|--|------|------|--|--|-------------|

| | | | | |
|---------------------|------|----|----|-------------|
| Daily Totals | | | | |
| NB | SB | EB | WB | Combined |
| 1827 | 1711 | | | 3538 |

| | | | | | | | | |
|------------------|-----------|-------|--|--------------|-----------|-------|--|--------------|
| | AM | | | | PM | | | |
| Split % | 54.3% | 45.7% | | 27.2% | 50.6% | 49.4% | | 72.8% |
| Peak Hour | 09:30 | 11:45 | | 09:45 | 17:00 | 15:30 | | 17:15 |
| Volume | 126 | 128 | | 227 | 207 | 164 | | 332 |
| P.H.F. | 0.85 | 0.82 | | 0.87 | 0.86 | 0.95 | | 0.93 |

Field Data Services of Arizona, Inc.
(520) 316-6745

Volumes for: Wednesday, May 25, 2011

City: San Diego

Project #: 11-1080-068

Location: San Diego Ave. btwn. Conde St. & Arista St.

| AM Period | NB | SB | EB | WB | PM Period | NB | SB | EB | WB | | |
|-----------|----|-----|----|----|-----------|-------|----|-----|----|-----|-----|
| 00:00 | 5 | 2 | | | 12:00 | 25 | 29 | | | | |
| 00:15 | 3 | 3 | | | 12:15 | 21 | 33 | | | | |
| 00:30 | 1 | 1 | | | 12:30 | 28 | 30 | | | | |
| 00:45 | 2 | 11 | 6 | 12 | 23 | 12:45 | 32 | 106 | 28 | 120 | 226 |
| 01:00 | 3 | 7 | | | 13:00 | 30 | 24 | | | | |
| 01:15 | 2 | 3 | | | 13:15 | 33 | 21 | | | | |
| 01:30 | 3 | 4 | | | 13:30 | 29 | 14 | | | | |
| 01:45 | 3 | 11 | 2 | 16 | 27 | 13:45 | 28 | 120 | 19 | 78 | 198 |
| 02:00 | 2 | 2 | | | 14:00 | 32 | 22 | | | | |
| 02:15 | 1 | 1 | | | 14:15 | 30 | 20 | | | | |
| 02:30 | 2 | 0 | | | 14:30 | 33 | 24 | | | | |
| 02:45 | 0 | 5 | 1 | 4 | 9 | 14:45 | 39 | 134 | 41 | 107 | 241 |
| 03:00 | 0 | 0 | | | 15:00 | 31 | 52 | | | | |
| 03:15 | 0 | 1 | | | 15:15 | 44 | 49 | | | | |
| 03:30 | 1 | 1 | | | 15:30 | 40 | 43 | | | | |
| 03:45 | 1 | 2 | 0 | 2 | 4 | 15:45 | 35 | 150 | 40 | 184 | 334 |
| 04:00 | 2 | 1 | | | 16:00 | 30 | 45 | | | | |
| 04:15 | 2 | 1 | | | 16:15 | 34 | 47 | | | | |
| 04:30 | 1 | 2 | | | 16:30 | 32 | 51 | | | | |
| 04:45 | 6 | 11 | 1 | 5 | 16 | 16:45 | 44 | 140 | 55 | 198 | 338 |
| 05:00 | 1 | 5 | | | 17:00 | 54 | 58 | | | | |
| 05:15 | 3 | 2 | | | 17:15 | 72 | 60 | | | | |
| 05:30 | 7 | 3 | | | 17:30 | 69 | 52 | | | | |
| 05:45 | 7 | 18 | 5 | 15 | 33 | 17:45 | 61 | 256 | 28 | 198 | 454 |
| 06:00 | 6 | 3 | | | 18:00 | 45 | 48 | | | | |
| 06:15 | 11 | 1 | | | 18:15 | 33 | 49 | | | | |
| 06:30 | 14 | 4 | | | 18:30 | 37 | 38 | | | | |
| 06:45 | 13 | 44 | 19 | 27 | 71 | 18:45 | 46 | 161 | 53 | 188 | 349 |
| 07:00 | 24 | 14 | | | 19:00 | 45 | 39 | | | | |
| 07:15 | 27 | 12 | | | 19:15 | 35 | 42 | | | | |
| 07:30 | 21 | 18 | | | 19:30 | 38 | 47 | | | | |
| 07:45 | 35 | 107 | 21 | 65 | 172 | 19:45 | 30 | 148 | 46 | 174 | 322 |
| 08:00 | 34 | 15 | | | 20:00 | 36 | 39 | | | | |
| 08:15 | 23 | 22 | | | 20:15 | 33 | 33 | | | | |
| 08:30 | 26 | 13 | | | 20:30 | 28 | 38 | | | | |
| 08:45 | 43 | 126 | 19 | 69 | 195 | 20:45 | 28 | 125 | 36 | 146 | 271 |
| 09:00 | 33 | 22 | | | 21:00 | 25 | 45 | | | | |
| 09:15 | 24 | 30 | | | 21:15 | 24 | 45 | | | | |
| 09:30 | 38 | 26 | | | 21:30 | 21 | 28 | | | | |
| 09:45 | 47 | 142 | 13 | 91 | 233 | 21:45 | 15 | 85 | 32 | 150 | 235 |
| 10:00 | 35 | 29 | | | 22:00 | 25 | 30 | | | | |
| 10:15 | 30 | 21 | | | 22:15 | 13 | 13 | | | | |
| 10:30 | 28 | 19 | | | 22:30 | 16 | 19 | | | | |
| 10:45 | 29 | 122 | 22 | 91 | 213 | 22:45 | 14 | 68 | 23 | 85 | 153 |
| 11:00 | 22 | 16 | | | 23:00 | 9 | 15 | | | | |
| 11:15 | 20 | 19 | | | 23:15 | 10 | 9 | | | | |
| 11:30 | 24 | 14 | | | 23:30 | 5 | 11 | | | | |
| 11:45 | 29 | 95 | 21 | 70 | 165 | 23:45 | 3 | 27 | 8 | 43 | 70 |

Total Vol. 694 467 **1161** 1520 1671 **3191**

| | | | | | Daily Totals | | | | | |
|--|--|--|--|--|--------------|------|----|----|----------|------|
| | | | | | NB | SB | EB | WB | Combined | |
| | | | | | 2214 | 2138 | | | | 4352 |

| Split % | AM | | | PM | | |
|---------|-------|-------|-------|-------|-------|-------|
| | 59.8% | 40.2% | 26.7% | 47.6% | 52.4% | 73.3% |

| | | | | | | |
|------------------|-------|-------|--------------|-------|-------|--------------|
| Peak Hour | 09:30 | 11:45 | 09:15 | 17:00 | 16:45 | 16:45 |
| Volume | 150 | 113 | 242 | 256 | 225 | 464 |
| P.H.F. | 0.80 | 0.86 | 0.95 | 0.89 | 0.94 | 0.88 |

Prepared by NDS/ATD

| | | | | | | | | | | | |
|---|--|--|--|--|-----------------------------|--|---------------------|--------------|-----------|-----------|---------------|
| Volumes for: Thursday, June 24, 2010 | | | | | City: San Diego | | Daily Totals | | | | |
| Location: San Diego Ave | | | | | Project: 10-4169-012 | | NB | SB | EB | WB | Total |
| (STATION#2460/FILE#MC0424-10) | | | | | | | 5,458 | 4,702 | 0 | 0 | 10,160 |

| AM Period | NB | SB | EB | WB | PM Period | NB | SB | EB | WB |
|-----------|-----|-----|----|-----|-----------|-----|-----|-----|-----|
| 00:00 | 5 | 16 | | | 12:00 | 106 | 60 | | |
| 00:15 | 7 | 16 | | | 12:15 | 82 | 76 | | |
| 00:30 | 7 | 8 | | | 12:30 | 87 | 72 | | |
| 00:45 | 1 | 20 | 10 | 50 | 12:45 | 92 | 367 | 70 | 278 |
| 01:00 | 6 | 5 | | | 13:00 | 83 | 69 | | |
| 01:15 | 4 | 4 | | | 13:15 | 86 | 82 | | |
| 01:30 | 3 | 2 | | | 13:30 | 73 | 66 | | |
| 01:45 | 1 | 14 | 1 | 12 | 13:45 | 84 | 326 | 71 | 288 |
| 02:00 | 2 | 5 | | | 14:00 | 90 | 70 | | |
| 02:15 | 2 | 3 | | | 14:15 | 92 | 83 | | |
| 02:30 | 8 | 5 | | | 14:30 | 111 | 82 | | |
| 02:45 | 0 | 12 | 2 | 15 | 14:45 | 105 | 398 | 87 | 322 |
| 03:00 | 1 | 2 | | | 15:00 | 99 | 83 | | |
| 03:15 | 4 | 0 | | | 15:15 | 92 | 93 | | |
| 03:30 | 2 | 5 | | | 15:30 | 103 | 87 | | |
| 03:45 | 3 | 10 | 3 | 10 | 15:45 | 113 | 407 | 86 | 349 |
| 04:00 | 2 | 9 | | | 16:00 | 108 | 86 | | |
| 04:15 | 1 | 2 | | | 16:15 | 123 | 82 | | |
| 04:30 | 4 | 1 | | | 16:30 | 135 | 94 | | |
| 04:45 | 5 | 12 | 3 | 15 | 16:45 | 131 | 497 | 82 | 344 |
| 05:00 | 3 | 9 | | | 17:00 | 146 | 97 | | |
| 05:15 | 5 | 11 | | | 17:15 | 162 | 100 | | |
| 05:30 | 10 | 9 | | | 17:30 | 119 | 98 | | |
| 05:45 | 11 | 29 | 7 | 36 | 17:45 | 123 | 550 | 100 | 395 |
| 06:00 | 11 | 9 | | | 18:00 | 122 | 77 | | |
| 06:15 | 16 | 16 | | | 18:15 | 122 | 63 | | |
| 06:30 | 33 | 14 | | | 18:30 | 115 | 77 | | |
| 06:45 | 29 | 89 | 22 | 61 | 18:45 | 96 | 455 | 67 | 284 |
| 07:00 | 48 | 25 | | | 19:00 | 121 | 90 | | |
| 07:15 | 34 | 28 | | | 19:15 | 82 | 78 | | |
| 07:30 | 50 | 31 | | | 19:30 | 85 | 80 | | |
| 07:45 | 52 | 184 | 32 | 116 | 19:45 | 68 | 356 | 69 | 317 |
| 08:00 | 58 | 27 | | | 20:00 | 68 | 82 | | |
| 08:15 | 52 | 28 | | | 20:15 | 71 | 65 | | |
| 08:30 | 45 | 32 | | | 20:30 | 65 | 77 | | |
| 08:45 | 78 | 233 | 50 | 137 | 20:45 | 47 | 251 | 105 | 329 |
| 09:00 | 62 | 39 | | | 21:00 | 31 | 86 | | |
| 09:15 | 59 | 36 | | | 21:15 | 29 | 74 | | |
| 09:30 | 73 | 39 | | | 21:30 | 38 | 101 | | |
| 09:45 | 80 | 274 | 43 | 157 | 21:45 | 27 | 125 | 93 | 354 |
| 10:00 | 69 | 33 | | | 22:00 | 33 | 106 | | |
| 10:15 | 90 | 49 | | | 22:15 | 27 | 100 | | |
| 10:30 | 81 | 57 | | | 22:30 | 23 | 61 | | |
| 10:45 | 85 | 325 | 57 | 196 | 22:45 | 19 | 102 | 56 | 323 |
| 11:00 | 79 | 55 | | | 23:00 | 11 | 35 | | |
| 11:15 | 109 | 56 | | | 23:15 | 12 | 19 | | |
| 11:30 | 90 | 59 | | | 23:30 | 5 | 24 | | |
| 11:45 | 110 | 388 | 48 | 218 | 23:45 | 6 | 34 | 18 | 96 |

| | | | | | | | | | | |
|-------------------|------|------|--|--|-------------|--|------|------|--|-------------|
| Total Vol. | 1590 | 1023 | | | 2613 | | 3868 | 3679 | | 7547 |
|-------------------|------|------|--|--|-------------|--|------|------|--|-------------|

| | | | | | | | | | | | |
|--|--|--|--|--|-----------------------|--|--------------|--------------|-----------|-----------|---------------|
| | | | | | Daily Totals : | | NB | SB | EB | WB | Total |
| | | | | | | | 5,458 | 4,702 | 0 | 0 | 10,160 |

| | AM | | | PM | | |
|-------------------|-----------|-------|--------------|-------------------|-------|--------------|
| Split % | 60.8% | 39.2% | 25.7% | 51.3% | 48.7% | 74.3% |
| AM | | | | PM | | |
| Peak Hr. | 11:15 | 11:45 | 11:45 | Peak Hr. | 16:30 | 21:30 |
| Volume | 415 | 256 | 641 | Volume | 574 | 400 |
| P.H.F. | 0.943 | 0.842 | 0.965 | P.H.F. | 0.886 | 0.943 |
| 7 - 9 Vol. | 417 | 253 | 670 | 4 - 6 Vol. | 1047 | 739 |
| Peak Hr. | 08:00 | 08:00 | 08:00 | Peak Hr. | 16:30 | 17:00 |
| Volume | 233 | 137 | 370 | Volume | 574 | 395 |
| P.H.F. | 0.747 | 0.685 | 0.723 | P.H.F. | 0.886 | 0.988 |

Prepared by NDS/ATD

VOLUME

San Diego Ave from Old Town Ave to Witherby St

Day: Thursday
Date: 6/9/2011

City: San Diego
Project #: CA11_4168_004

| DAILY TOTALS | | | | | | NB | SB | EB | WB | Total | |
|----------------|--------------|--------------|----|-----|--------------|----------------|--------------|--------------|----|-------|--------------|
| | | | | | | 3,272 | 2,126 | 0 | 0 | 5,398 | |
| AM Period | NB | SB | EB | WB | TOTAL | PM Period | NB | SB | EB | WB | TOTAL |
| 00:00 | 8 | 2 | | | 10 | 12:00 | 56 | 35 | | | 91 |
| 00:15 | 8 | 7 | | | 15 | 12:15 | 97 | 35 | | | 132 |
| 00:30 | 5 | 3 | | | 8 | 12:30 | 63 | 45 | | | 108 |
| 00:45 | 3 | 24 | 3 | 15 | 6 | 12:45 | 60 | 276 | 54 | 169 | 114 |
| 01:00 | 2 | 1 | | | 3 | 13:00 | 60 | 44 | | | 104 |
| 01:15 | 4 | 1 | | | 5 | 13:15 | 69 | 39 | | | 108 |
| 01:30 | 1 | 2 | | | 3 | 13:30 | 53 | 30 | | | 83 |
| 01:45 | 2 | 9 | 3 | 7 | 5 | 13:45 | 61 | 243 | 34 | 147 | 95 |
| 02:00 | 1 | 2 | | | 3 | 14:00 | 39 | 36 | | | 75 |
| 02:15 | 2 | 2 | | | 4 | 14:15 | 48 | 45 | | | 93 |
| 02:30 | 1 | 0 | | | 1 | 14:30 | 53 | 29 | | | 82 |
| 02:45 | 0 | 4 | 2 | 6 | 2 | 14:45 | 58 | 198 | 34 | 144 | 92 |
| 03:00 | 3 | 0 | | | 3 | 15:00 | 49 | 31 | | | 80 |
| 03:15 | 1 | 0 | | | 1 | 15:15 | 52 | 37 | | | 89 |
| 03:30 | 0 | 1 | | | 1 | 15:30 | 46 | 40 | | | 86 |
| 03:45 | 1 | 5 | 0 | 1 | 1 | 15:45 | 50 | 197 | 32 | 140 | 82 |
| 04:00 | 1 | 2 | | | 3 | 16:00 | 53 | 29 | | | 82 |
| 04:15 | 2 | 2 | | | 4 | 16:15 | 44 | 33 | | | 77 |
| 04:30 | 4 | 1 | | | 5 | 16:30 | 49 | 38 | | | 87 |
| 04:45 | 3 | 10 | 4 | 9 | 7 | 16:45 | 53 | 199 | 41 | 141 | 94 |
| 05:00 | 5 | 5 | | | 10 | 17:00 | 59 | 52 | | | 111 |
| 05:15 | 7 | 2 | | | 9 | 17:15 | 60 | 48 | | | 108 |
| 05:30 | 10 | 3 | | | 13 | 17:30 | 53 | 51 | | | 104 |
| 05:45 | 10 | 32 | 3 | 13 | 13 | 17:45 | 47 | 219 | 40 | 191 | 87 |
| 06:00 | 23 | 4 | | | 27 | 18:00 | 57 | 42 | | | 99 |
| 06:15 | 20 | 8 | | | 28 | 18:15 | 71 | 38 | | | 109 |
| 06:30 | 28 | 9 | | | 37 | 18:30 | 61 | 42 | | | 103 |
| 06:45 | 26 | 97 | 10 | 31 | 36 | 18:45 | 47 | 236 | 44 | 166 | 91 |
| 07:00 | 26 | 15 | | | 41 | 19:00 | 65 | 45 | | | 110 |
| 07:15 | 39 | 12 | | | 51 | 19:15 | 48 | 36 | | | 84 |
| 07:30 | 52 | 16 | | | 68 | 19:30 | 33 | 42 | | | 75 |
| 07:45 | 77 | 194 | 26 | 69 | 103 | 19:45 | 37 | 183 | 19 | 142 | 56 |
| 08:00 | 41 | 30 | | | 71 | 20:00 | 34 | 21 | | | 55 |
| 08:15 | 63 | 15 | | | 78 | 20:15 | 44 | 23 | | | 67 |
| 08:30 | 64 | 24 | | | 88 | 20:30 | 29 | 30 | | | 59 |
| 08:45 | 41 | 209 | 28 | 97 | 69 | 20:45 | 22 | 129 | 18 | 92 | 40 |
| 09:00 | 46 | 33 | | | 79 | 21:00 | 30 | 23 | | | 53 |
| 09:15 | 52 | 26 | | | 78 | 21:15 | 30 | 34 | | | 64 |
| 09:30 | 33 | 35 | | | 68 | 21:30 | 32 | 23 | | | 55 |
| 09:45 | 61 | 192 | 28 | 122 | 89 | 21:45 | 17 | 109 | 17 | 97 | 34 |
| 10:00 | 45 | 32 | | | 77 | 22:00 | 14 | 16 | | | 30 |
| 10:15 | 45 | 22 | | | 67 | 22:15 | 16 | 13 | | | 29 |
| 10:30 | 47 | 31 | | | 78 | 22:30 | 17 | 12 | | | 29 |
| 10:45 | 44 | 181 | 34 | 119 | 78 | 22:45 | 9 | 56 | 10 | 51 | 19 |
| 11:00 | 51 | 29 | | | 80 | 23:00 | 14 | 7 | | | 21 |
| 11:15 | 76 | 33 | | | 109 | 23:15 | 15 | 8 | | | 23 |
| 11:30 | 49 | 35 | | | 84 | 23:30 | 7 | 7 | | | 14 |
| 11:45 | 54 | 230 | 32 | 129 | 86 | 23:45 | 4 | 40 | 6 | 28 | 10 |
| TOTALS | 1187 | 618 | | | 1805 | TOTALS | 2085 | 1508 | | | 3593 |
| SPLIT % | 65.8% | 34.2% | | | 33.4% | SPLIT % | 58.0% | 42.0% | | | 66.6% |

| DAILY TOTALS | | | | | | NB | SB | EB | WB | Total |
|--------------|--|--|--|--|--|-------|-------|----|----|-------|
| | | | | | | 3,272 | 2,126 | 0 | 0 | 5,398 |

| | | | | | | | | | | |
|-----------------|-------|-------|--|--|-------|-----------------|-------|-------|--|-------|
| AM Peak Hour | 11:45 | 11:45 | | | 11:45 | PM Peak Hour | 12:15 | 16:45 | | 12:15 |
| AM Pk Volume | 270 | 147 | | | 417 | PM Pk Volume | 280 | 192 | | 458 |
| Pk Hr Factor | 0.696 | 0.817 | | | 0.790 | Pk Hr Factor | 0.722 | 0.923 | | 0.867 |
| 7 - 9 Volume | 403 | 166 | | | 569 | 4 - 6 Volume | 418 | 332 | | 750 |
| 7 - 9 Peak Hour | 07:45 | 08:00 | | | 07:45 | 4 - 6 Peak Hour | 16:45 | 16:45 | | 16:45 |
| 7 - 9 Pk Volume | 245 | 97 | | | 340 | 4 - 6 Pk Volume | 225 | 192 | | 417 |
| Pk Hr Factor | 0.795 | 0.808 | | | 0.825 | Pk Hr Factor | 0.938 | 0.923 | | 0.939 |

Field Data Services of Arizona, Inc.
(520) 316-6745

Volumes for: Wednesday, May 25, 2011

City: San Diego

Project #: 11-1080-064

Location: Juan St. btwn. Taylor St. & Mason St.

| AM Period | NB | SB | EB | WB | PM Period | NB | SB | EB | WB | | | |
|-----------|----|----|----|-----|-----------|-----|-----|----|-----|----|-----|-----|
| 00:00 | | | 3 | 1 | 12:00 | | | 32 | 28 | | | |
| 00:15 | | | 1 | 2 | 12:15 | | | 30 | 24 | | | |
| 00:30 | | | 0 | 1 | 12:30 | | | 29 | 41 | | | |
| 00:45 | | | 1 | 5 | 3 | 7 | 12 | 28 | 119 | 45 | 138 | 257 |
| 01:00 | | | 0 | 0 | 13:00 | | | 32 | 50 | | | |
| 01:15 | | | 3 | 2 | 13:15 | | | 30 | 39 | | | |
| 01:30 | | | 0 | 0 | 13:30 | | | 33 | 35 | | | |
| 01:45 | | | 4 | 7 | 3 | 5 | 12 | 41 | 136 | 44 | 168 | 304 |
| 02:00 | | | 0 | 5 | 14:00 | | | 45 | 46 | | | |
| 02:15 | | | 0 | 2 | 14:15 | | | 48 | 58 | | | |
| 02:30 | | | 1 | 0 | 14:30 | | | 48 | 57 | | | |
| 02:45 | | | 0 | 1 | 0 | 7 | 8 | 45 | 186 | 62 | 223 | 409 |
| 03:00 | | | 2 | 0 | 15:00 | | | 47 | 59 | | | |
| 03:15 | | | 3 | 1 | 15:15 | | | 46 | 70 | | | |
| 03:30 | | | 1 | 0 | 15:30 | | | 38 | 56 | | | |
| 03:45 | | | 0 | 6 | 0 | 1 | 7 | 54 | 185 | 73 | 258 | 443 |
| 04:00 | | | 0 | 4 | 16:00 | | | 47 | 66 | | | |
| 04:15 | | | 1 | 1 | 16:15 | | | 63 | 75 | | | |
| 04:30 | | | 2 | 1 | 16:30 | | | 63 | 52 | | | |
| 04:45 | | | 3 | 6 | 1 | 7 | 13 | 66 | 239 | 61 | 254 | 493 |
| 05:00 | | | 6 | 4 | 17:00 | | | 54 | 69 | | | |
| 05:15 | | | 2 | 7 | 17:15 | | | 50 | 57 | | | |
| 05:30 | | | 3 | 5 | 17:30 | | | 65 | 62 | | | |
| 05:45 | | | 8 | 19 | 14 | 30 | 49 | 59 | 228 | 48 | 236 | 464 |
| 06:00 | | | 6 | 14 | 18:00 | | | 69 | 50 | | | |
| 06:15 | | | 12 | 9 | 18:15 | | | 50 | 50 | | | |
| 06:30 | | | 22 | 18 | 18:30 | | | 44 | 48 | | | |
| 06:45 | | | 20 | 60 | 25 | 66 | 126 | 44 | 207 | 46 | 194 | 401 |
| 07:00 | | | 22 | 31 | 19:00 | | | 44 | 50 | | | |
| 07:15 | | | 21 | 36 | 19:15 | | | 44 | 29 | | | |
| 07:30 | | | 27 | 32 | 19:30 | | | 45 | 34 | | | |
| 07:45 | | | 34 | 104 | 44 | 143 | 247 | 34 | 167 | 48 | 161 | 328 |
| 08:00 | | | 30 | 39 | 20:00 | | | 36 | 28 | | | |
| 08:15 | | | 30 | 52 | 20:15 | | | 22 | 54 | | | |
| 08:30 | | | 26 | 48 | 20:30 | | | 26 | 31 | | | |
| 08:45 | | | 23 | 109 | 46 | 185 | 294 | 25 | 109 | 57 | 170 | 279 |
| 09:00 | | | 34 | 27 | 21:00 | | | 22 | 49 | | | |
| 09:15 | | | 37 | 40 | 21:15 | | | 15 | 25 | | | |
| 09:30 | | | 51 | 31 | 21:30 | | | 16 | 31 | | | |
| 09:45 | | | 33 | 155 | 38 | 136 | 291 | 10 | 63 | 25 | 130 | 193 |
| 10:00 | | | 53 | 49 | 22:00 | | | 11 | 27 | | | |
| 10:15 | | | 48 | 43 | 22:15 | | | 3 | 20 | | | |
| 10:30 | | | 36 | 33 | 22:30 | | | 8 | 19 | | | |
| 10:45 | | | 43 | 180 | 29 | 154 | 334 | 8 | 30 | 7 | 73 | 103 |
| 11:00 | | | 33 | 49 | 23:00 | | | 5 | 13 | | | |
| 11:15 | | | 55 | 38 | 23:15 | | | 3 | 5 | | | |
| 11:30 | | | 49 | 34 | 23:30 | | | 3 | 6 | | | |
| 11:45 | | | 36 | 173 | 20 | 141 | 314 | 4 | 15 | 7 | 31 | 46 |

Total Vol. 825 882 **1707** 1684 2036 **3720**

| Daily Totals | | | | |
|--------------|----|------|------|-------------|
| NB | SB | EB | WB | Combined |
| | | 2509 | 2918 | 5427 |

Split % **AM** 48.3% 51.7% **31.5%**

PM 45.3% 54.7% **68.5%**

| Peak Hour | AM | PM |
|-----------|--------------------------|--------------------------|
| Volume | 09:30 185 185 346 | 16:15 246 270 503 |
| P.H.F. | 0.87 0.89 0.85 | 0.93 0.90 0.91 |

Field Data Services of Arizona, Inc.
(520) 316-6745

Volumes for: Wednesday, May 25, 2011

City: San Diego

Project #: 11-1080-065

Location: Juan St. btwn. Twigg's St. & Harney St.

| AM Period | NB | SB | EB | WB | PM Period | NB | SB | EB | WB | | | |
|-----------|----|----|----|-----|-----------|-----|-----|----|-----|----|-----|-----|
| 00:00 | | | 2 | 4 | 12:00 | | | 39 | 19 | | | |
| 00:15 | | | 0 | 1 | 12:15 | | | 34 | 23 | | | |
| 00:30 | | | 1 | 2 | 12:30 | | | 38 | 20 | | | |
| 00:45 | | | 0 | 3 | 1 | 8 | 11 | 42 | 153 | 22 | 84 | 237 |
| 01:00 | | | 0 | 0 | 13:00 | | | 40 | 18 | | | |
| 01:15 | | | 1 | 4 | 13:15 | | | 43 | 30 | | | |
| 01:30 | | | 0 | 0 | 13:30 | | | 46 | 32 | | | |
| 01:45 | | | 1 | 2 | 2 | 6 | 8 | 35 | 164 | 16 | 96 | 260 |
| 02:00 | | | 1 | 3 | 14:00 | | | 40 | 26 | | | |
| 02:15 | | | 0 | 1 | 14:15 | | | 35 | 27 | | | |
| 02:30 | | | 0 | 0 | 14:30 | | | 44 | 17 | | | |
| 02:45 | | | 0 | 1 | 0 | 4 | 5 | 49 | 168 | 27 | 97 | 265 |
| 03:00 | | | 1 | 1 | 15:00 | | | 49 | 26 | | | |
| 03:15 | | | 1 | 2 | 15:15 | | | 47 | 27 | | | |
| 03:30 | | | 1 | 1 | 15:30 | | | 39 | 22 | | | |
| 03:45 | | | 0 | 3 | 0 | 4 | 7 | 40 | 175 | 32 | 107 | 282 |
| 04:00 | | | 0 | 2 | 16:00 | | | 54 | 32 | | | |
| 04:15 | | | 1 | 2 | 16:15 | | | 58 | 36 | | | |
| 04:30 | | | 1 | 2 | 16:30 | | | 64 | 30 | | | |
| 04:45 | | | 2 | 4 | 2 | 8 | 12 | 65 | 241 | 22 | 120 | 361 |
| 05:00 | | | 3 | 8 | 17:00 | | | 69 | 50 | | | |
| 05:15 | | | 0 | 5 | 17:15 | | | 59 | 52 | | | |
| 05:30 | | | 1 | 2 | 17:30 | | | 63 | 63 | | | |
| 05:45 | | | 7 | 11 | 13 | 28 | 39 | 50 | 241 | 41 | 206 | 447 |
| 06:00 | | | 5 | 7 | 18:00 | | | 70 | 68 | | | |
| 06:15 | | | 10 | 16 | 18:15 | | | 46 | 35 | | | |
| 06:30 | | | 9 | 19 | 18:30 | | | 49 | 57 | | | |
| 06:45 | | | 19 | 43 | 31 | 73 | 116 | 38 | 203 | 37 | 197 | 400 |
| 07:00 | | | 28 | 41 | 19:00 | | | 33 | 53 | | | |
| 07:15 | | | 30 | 41 | 19:15 | | | 41 | 37 | | | |
| 07:30 | | | 38 | 54 | 19:30 | | | 25 | 36 | | | |
| 07:45 | | | 29 | 125 | 53 | 189 | 314 | 20 | 119 | 30 | 156 | 275 |
| 08:00 | | | 33 | 46 | 20:00 | | | 28 | 37 | | | |
| 08:15 | | | 29 | 42 | 20:15 | | | 26 | 35 | | | |
| 08:30 | | | 25 | 52 | 20:30 | | | 27 | 40 | | | |
| 08:45 | | | 23 | 110 | 45 | 185 | 295 | 15 | 96 | 20 | 132 | 228 |
| 09:00 | | | 38 | 43 | 21:00 | | | 16 | 27 | | | |
| 09:15 | | | 30 | 47 | 21:15 | | | 10 | 19 | | | |
| 09:30 | | | 29 | 48 | 21:30 | | | 11 | 25 | | | |
| 09:45 | | | 30 | 127 | 55 | 193 | 320 | 8 | 45 | 15 | 86 | 131 |
| 10:00 | | | 33 | 51 | 22:00 | | | 9 | 14 | | | |
| 10:15 | | | 32 | 56 | 22:15 | | | 7 | 13 | | | |
| 10:30 | | | 44 | 53 | 22:30 | | | 3 | 15 | | | |
| 10:45 | | | 38 | 147 | 71 | 231 | 378 | 4 | 23 | 6 | 48 | 71 |
| 11:00 | | | 39 | 43 | 23:00 | | | 0 | 5 | | | |
| 11:15 | | | 33 | 49 | 23:15 | | | 4 | 7 | | | |
| 11:30 | | | 40 | 41 | 23:30 | | | 2 | 5 | | | |
| 11:45 | | | 34 | 146 | 36 | 169 | 315 | 3 | 9 | 7 | 24 | 33 |

Total Vol. 722 1098 **1820** 1637 1353 **2990**

| | | Daily Totals | | |
|----|----|--------------|------|-------------|
| NB | SB | EB | WB | Combined |
| | | 2359 | 2451 | 4810 |

Split % AM 39.7% 60.3% **37.8%** PM 54.7% 45.3% **62.2%**

| Peak Hour | Volume | P.H.F. |
|--------------|------------|-------------|
| 10:30 | 154 | 0.88 |
| 10:00 | 231 | 0.81 |
| 10:00 | 378 | 0.87 |
| 16:30 | 257 | 0.93 |
| 17:15 | 224 | 0.82 |
| 17:15 | 466 | 0.84 |

Field Data Services of Arizona, Inc.
(520) 316-6745

Volumes for: Wednesday, May 25, 2011

City: San Diego

Project #: 11-1080-066

Location: Juan St. btwn. Harney St. & San Juan Rd.

| AM Period | NB | SB | EB | WB | PM Period | NB | SB | EB | WB | | | |
|-----------|----|----|----|-----|-----------|-----|-----|----|-----|----|-----|-----|
| 00:00 | | | 1 | 0 | 12:00 | | | 28 | 21 | | | |
| 00:15 | | | 0 | 1 | 12:15 | | | 32 | 24 | | | |
| 00:30 | | | 0 | 2 | 12:30 | | | 30 | 29 | | | |
| 00:45 | | | 0 | 1 | 0 | 3 | 4 | 33 | 123 | 30 | 104 | 227 |
| 01:00 | | | 0 | 3 | 13:00 | | | 29 | 32 | | | |
| 01:15 | | | 1 | 0 | 13:15 | | | 30 | 28 | | | |
| 01:30 | | | 0 | 0 | 13:30 | | | 32 | 21 | | | |
| 01:45 | | | 0 | 1 | 1 | 4 | 5 | 24 | 115 | 20 | 101 | 216 |
| 02:00 | | | 1 | 2 | 14:00 | | | 28 | 26 | | | |
| 02:15 | | | 0 | 1 | 14:15 | | | 27 | 37 | | | |
| 02:30 | | | 0 | 0 | 14:30 | | | 31 | 20 | | | |
| 02:45 | | | 0 | 1 | 0 | 3 | 4 | 28 | 114 | 30 | 113 | 227 |
| 03:00 | | | 0 | 0 | 15:00 | | | 28 | 26 | | | |
| 03:15 | | | 2 | 1 | 15:15 | | | 29 | 33 | | | |
| 03:30 | | | 1 | 0 | 15:30 | | | 22 | 26 | | | |
| 03:45 | | | 0 | 3 | 0 | 1 | 4 | 20 | 99 | 24 | 109 | 208 |
| 04:00 | | | 0 | 2 | 16:00 | | | 19 | 28 | | | |
| 04:15 | | | 1 | 1 | 16:15 | | | 21 | 28 | | | |
| 04:30 | | | 2 | 1 | 16:30 | | | 17 | 24 | | | |
| 04:45 | | | 2 | 5 | 2 | 6 | 11 | 15 | 72 | 32 | 112 | 184 |
| 05:00 | | | 2 | 3 | 17:00 | | | 11 | 31 | | | |
| 05:15 | | | 0 | 3 | 17:15 | | | 15 | 21 | | | |
| 05:30 | | | 0 | 2 | 17:30 | | | 19 | 22 | | | |
| 05:45 | | | 2 | 4 | 7 | 15 | 19 | 20 | 65 | 23 | 97 | 162 |
| 06:00 | | | 2 | 8 | 18:00 | | | 15 | 19 | | | |
| 06:15 | | | 9 | 11 | 18:15 | | | 25 | 22 | | | |
| 06:30 | | | 6 | 11 | 18:30 | | | 24 | 20 | | | |
| 06:45 | | | 12 | 29 | 13 | 43 | 72 | 29 | 93 | 17 | 78 | 171 |
| 07:00 | | | 13 | 27 | 19:00 | | | 22 | 19 | | | |
| 07:15 | | | 18 | 24 | 19:15 | | | 20 | 13 | | | |
| 07:30 | | | 20 | 32 | 19:30 | | | 21 | 11 | | | |
| 07:45 | | | 24 | 75 | 39 | 122 | 197 | 14 | 77 | 10 | 53 | 130 |
| 08:00 | | | 29 | 28 | 20:00 | | | 19 | 14 | | | |
| 08:15 | | | 22 | 25 | 20:15 | | | 13 | 18 | | | |
| 08:30 | | | 20 | 43 | 20:30 | | | 11 | 13 | | | |
| 08:45 | | | 24 | 95 | 29 | 125 | 220 | 10 | 53 | 11 | 56 | 109 |
| 09:00 | | | 26 | 21 | 21:00 | | | 14 | 10 | | | |
| 09:15 | | | 26 | 22 | 21:15 | | | 9 | 8 | | | |
| 09:30 | | | 32 | 25 | 21:30 | | | 7 | 6 | | | |
| 09:45 | | | 28 | 112 | 39 | 107 | 219 | 7 | 37 | 6 | 30 | 67 |
| 10:00 | | | 24 | 29 | 22:00 | | | 5 | 9 | | | |
| 10:15 | | | 29 | 31 | 22:15 | | | 5 | 6 | | | |
| 10:30 | | | 28 | 18 | 22:30 | | | 6 | 5 | | | |
| 10:45 | | | 24 | 105 | 27 | 105 | 210 | 2 | 18 | 2 | 22 | 40 |
| 11:00 | | | 29 | 25 | 23:00 | | | 0 | 2 | | | |
| 11:15 | | | 33 | 19 | 23:15 | | | 3 | 3 | | | |
| 11:30 | | | 30 | 24 | 23:30 | | | 1 | 0 | | | |
| 11:45 | | | 32 | 124 | 18 | 86 | 210 | 1 | 5 | 0 | 5 | 10 |

Total Vol. 555 620 **1175** 871 880 **1751**

| Daily Totals | | | | |
|--------------|----|------|------|-------------|
| NB | SB | EB | WB | Combined |
| | | 1426 | 1500 | 2926 |

| Split % | AM | | | PM | | |
|---------|-------|-------|--------------|-------|-------|--------------|
| | | | | | | |
| | 47.2% | 52.8% | 40.2% | 49.7% | 50.3% | 59.8% |

| | | | | | | |
|------------------|-------|-------|--------------|-------|-------|--------------|
| Peak Hour | 11:00 | 07:45 | 09:30 | 12:15 | 12:30 | 12:30 |
| Volume | 124 | 135 | 237 | 124 | 119 | 241 |
| P.H.F. | 0.94 | 0.78 | 0.88 | 0.94 | 0.93 | 0.96 |

VOLUME

Channel Way between W Mission Bay Dr & Hancock St

Day: Thursday
Date: 6/9/2011

City: San Diego
Project #: CA11_4168_001

| DAILY TOTALS | | | | | NB | SB | EB | WB | Total | | |
|--------------|----|----|-------|-------|-------|-----------|-----|-----|-------|-------|-------|
| | | | | | 0 | 0 | 386 | 894 | 1,280 | | |
| AM Period | NB | SB | EB | WB | TOTAL | PM Period | NB | SB | EB | WB | TOTAL |
| 00:00 | | | 1 | 7 | 8 | 12:00 | | | 4 | 9 | 13 |
| 00:15 | | | 0 | 1 | 1 | 12:15 | | | 7 | 23 | 30 |
| 00:30 | | | 0 | 3 | 3 | 12:30 | | | 14 | 11 | 25 |
| 00:45 | | | 0 | 1 | 2 | 12:45 | | | 10 | 35 | 47 |
| 01:00 | | | 1 | 0 | 1 | 13:00 | | | 9 | 15 | 24 |
| 01:15 | | | 0 | 1 | 1 | 13:15 | | | 6 | 22 | 28 |
| 01:30 | | | 1 | 2 | 3 | 13:30 | | | 12 | 7 | 19 |
| 01:45 | | | 0 | 2 | 0 | 13:45 | | | 8 | 35 | 43 |
| 02:00 | | | 1 | 0 | 1 | 14:00 | | | 4 | 24 | 28 |
| 02:15 | | | 0 | 0 | 0 | 14:15 | | | 9 | 16 | 25 |
| 02:30 | | | 0 | 0 | 0 | 14:30 | | | 10 | 22 | 32 |
| 02:45 | | | 0 | 1 | 0 | 14:45 | | | 7 | 30 | 37 |
| 03:00 | | | 1 | 1 | 2 | 15:00 | | | 7 | 22 | 29 |
| 03:15 | | | 1 | 2 | 3 | 15:15 | | | 5 | 17 | 22 |
| 03:30 | | | 0 | 0 | 0 | 15:30 | | | 4 | 29 | 33 |
| 03:45 | | | 0 | 2 | 0 | 15:45 | | | 9 | 25 | 34 |
| 04:00 | | | 1 | 0 | 1 | 16:00 | | | 8 | 30 | 38 |
| 04:15 | | | 1 | 1 | 2 | 16:15 | | | 6 | 26 | 32 |
| 04:30 | | | 0 | 1 | 1 | 16:30 | | | 11 | 28 | 39 |
| 04:45 | | | 0 | 2 | 2 | 16:45 | | | 7 | 32 | 39 |
| 05:00 | | | 0 | 1 | 1 | 17:00 | | | 9 | 28 | 37 |
| 05:15 | | | 0 | 1 | 1 | 17:15 | | | 7 | 29 | 36 |
| 05:30 | | | 1 | 3 | 4 | 17:30 | | | 4 | 18 | 22 |
| 05:45 | | | 2 | 3 | 5 | 17:45 | | | 8 | 28 | 36 |
| 06:00 | | | 3 | 4 | 7 | 18:00 | | | 6 | 14 | 20 |
| 06:15 | | | 1 | 6 | 7 | 18:15 | | | 5 | 13 | 18 |
| 06:30 | | | 2 | 2 | 4 | 18:30 | | | 3 | 12 | 15 |
| 06:45 | | | 3 | 9 | 7 | 18:45 | | | 2 | 16 | 18 |
| 07:00 | | | 3 | 5 | 8 | 19:00 | | | 2 | 9 | 11 |
| 07:15 | | | 4 | 3 | 7 | 19:15 | | | 3 | 11 | 14 |
| 07:30 | | | 5 | 10 | 15 | 19:30 | | | 2 | 11 | 13 |
| 07:45 | | | 6 | 18 | 10 | 19:45 | | | 0 | 7 | 7 |
| 08:00 | | | 5 | 7 | 12 | 20:00 | | | 1 | 6 | 7 |
| 08:15 | | | 6 | 12 | 18 | 20:15 | | | 3 | 6 | 9 |
| 08:30 | | | 7 | 10 | 17 | 20:30 | | | 2 | 6 | 8 |
| 08:45 | | | 4 | 22 | 10 | 20:45 | | | 1 | 7 | 8 |
| 09:00 | | | 6 | 10 | 16 | 21:00 | | | 6 | 6 | 12 |
| 09:15 | | | 4 | 7 | 11 | 21:15 | | | 2 | 7 | 9 |
| 09:30 | | | 8 | 12 | 20 | 21:30 | | | 1 | 5 | 6 |
| 09:45 | | | 9 | 27 | 11 | 21:45 | | | 2 | 11 | 13 |
| 10:00 | | | 8 | 12 | 20 | 22:00 | | | 2 | 3 | 5 |
| 10:15 | | | 10 | 13 | 23 | 22:15 | | | 1 | 6 | 7 |
| 10:30 | | | 7 | 12 | 19 | 22:30 | | | 4 | 2 | 6 |
| 10:45 | | | 5 | 30 | 8 | 22:45 | | | 1 | 8 | 9 |
| 11:00 | | | 4 | 14 | 18 | 23:00 | | | 3 | 0 | 3 |
| 11:15 | | | 9 | 12 | 21 | 23:15 | | | 2 | 2 | 4 |
| 11:30 | | | 7 | 17 | 24 | 23:30 | | | 3 | 1 | 4 |
| 11:45 | | | 7 | 27 | 20 | 23:45 | | | 0 | 8 | 8 |
| TOTALS | | | 144 | 267 | 411 | TOTALS | | | 242 | 627 | 869 |
| SPLIT % | | | 35.0% | 65.0% | 32.1% | SPLIT % | | | 27.8% | 72.2% | 67.9% |

| DAILY TOTALS | | | | | NB | SB | EB | WB | Total |
|-----------------|-------|-------|-------|-----------------|-------|-------|-------|-----|-------|
| | | | | | 0 | 0 | 386 | 894 | 1,280 |
| AM Peak Hour | 09:30 | 11:30 | 11:45 | PM Peak Hour | 12:15 | 15:30 | 15:45 | | |
| AM Pk Volume | 35 | 69 | 95 | PM Pk Volume | 40 | 112 | 145 | | |
| Pk Hr Factor | 0.875 | 0.750 | 0.792 | Pk Hr Factor | 0.714 | 0.933 | 0.929 | | |
| 7 - 9 Volume | 40 | 67 | 107 | 4 - 6 Volume | 60 | 200 | 260 | | |
| 7 - 9 Peak Hour | 07:45 | 07:30 | 07:45 | 4 - 6 Peak Hour | 16:30 | 16:30 | 16:30 | | |
| 7 - 9 Pk Volume | 24 | 39 | 63 | 4 - 6 Pk Volume | 34 | 108 | 142 | | |
| Pk Hr Factor | 0.857 | 0.813 | 0.875 | Pk Hr Factor | 0.773 | 0.931 | 0.910 | | |

VOLUME

Kemper St from Kenyon St to Midway Dr

Day: Thursday
Date: 6/9/2011City: San Diego
Project #: CA11_4168_003

| DAILY TOTALS | | | | | NB | SB | EB | WB | Total | | |
|--------------|-------|-------|----|-----|-------|-----------|-------|-------|-------|-----|-------|
| | | | | | 4,225 | 4,784 | 0 | 0 | 9,009 | | |
| AM Period | NB | SB | EB | WB | TOTAL | PM Period | NB | SB | EB | WB | TOTAL |
| 00:00 | 3 | 10 | | | 13 | 12:00 | 91 | 101 | | | 192 |
| 00:15 | 4 | 3 | | | 7 | 12:15 | 104 | 110 | | | 214 |
| 00:30 | 3 | 8 | | | 11 | 12:30 | 75 | 93 | | | 168 |
| 00:45 | 3 | 13 | 7 | 28 | 10 | 12:45 | 79 | 349 | 119 | 423 | 198 |
| 01:00 | 2 | 4 | | | 6 | 13:00 | 85 | 101 | | | 186 |
| 01:15 | 5 | 5 | | | 10 | 13:15 | 85 | 118 | | | 203 |
| 01:30 | 3 | 8 | | | 11 | 13:30 | 82 | 106 | | | 188 |
| 01:45 | 1 | 11 | 2 | 19 | 3 | 13:45 | 72 | 324 | 92 | 417 | 164 |
| 02:00 | 2 | 2 | | | 4 | 14:00 | 57 | 105 | | | 162 |
| 02:15 | 1 | 4 | | | 5 | 14:15 | 102 | 96 | | | 198 |
| 02:30 | 1 | 5 | | | 6 | 14:30 | 79 | 114 | | | 193 |
| 02:45 | 2 | 6 | 3 | 14 | 5 | 14:45 | 62 | 300 | 87 | 402 | 149 |
| 03:00 | 7 | 1 | | | 8 | 15:00 | 59 | 83 | | | 142 |
| 03:15 | 1 | 4 | | | 5 | 15:15 | 82 | 86 | | | 168 |
| 03:30 | 4 | 4 | | | 8 | 15:30 | 73 | 79 | | | 152 |
| 03:45 | 1 | 13 | 3 | 12 | 4 | 15:45 | 70 | 284 | 80 | 328 | 150 |
| 04:00 | 0 | 4 | | | 4 | 16:00 | 68 | 83 | | | 151 |
| 04:15 | 3 | 0 | | | 3 | 16:15 | 66 | 112 | | | 178 |
| 04:30 | 1 | 3 | | | 4 | 16:30 | 70 | 106 | | | 176 |
| 04:45 | 9 | 13 | 2 | 9 | 11 | 16:45 | 68 | 272 | 107 | 408 | 175 |
| 05:00 | 2 | 0 | | | 2 | 17:00 | 72 | 102 | | | 174 |
| 05:15 | 11 | 3 | | | 14 | 17:15 | 75 | 117 | | | 192 |
| 05:30 | 10 | 4 | | | 14 | 17:30 | 75 | 111 | | | 186 |
| 05:45 | 14 | 37 | 5 | 12 | 19 | 17:45 | 73 | 295 | 93 | 423 | 166 |
| 06:00 | 19 | 3 | | | 22 | 18:00 | 64 | 98 | | | 162 |
| 06:15 | 26 | 7 | | | 33 | 18:15 | 62 | 93 | | | 155 |
| 06:30 | 50 | 14 | | | 64 | 18:30 | 67 | 92 | | | 159 |
| 06:45 | 44 | 139 | 24 | 48 | 68 | 18:45 | 73 | 266 | 76 | 359 | 149 |
| 07:00 | 58 | 42 | | | 100 | 19:00 | 45 | 67 | | | 112 |
| 07:15 | 64 | 22 | | | 86 | 19:15 | 44 | 52 | | | 96 |
| 07:30 | 61 | 35 | | | 96 | 19:30 | 49 | 56 | | | 105 |
| 07:45 | 57 | 240 | 40 | 139 | 97 | 19:45 | 40 | 178 | 51 | 226 | 91 |
| 08:00 | 57 | 42 | | | 99 | 20:00 | 50 | 49 | | | 99 |
| 08:15 | 58 | 39 | | | 97 | 20:15 | 39 | 47 | | | 86 |
| 08:30 | 61 | 46 | | | 107 | 20:30 | 29 | 53 | | | 82 |
| 08:45 | 72 | 248 | 42 | 169 | 114 | 20:45 | 25 | 143 | 45 | 194 | 70 |
| 09:00 | 66 | 57 | | | 123 | 21:00 | 32 | 36 | | | 68 |
| 09:15 | 84 | 63 | | | 147 | 21:15 | 25 | 35 | | | 60 |
| 09:30 | 81 | 72 | | | 153 | 21:30 | 21 | 25 | | | 46 |
| 09:45 | 61 | 292 | 60 | 252 | 121 | 21:45 | 10 | 88 | 40 | 136 | 50 |
| 10:00 | 91 | 77 | | | 168 | 22:00 | 16 | 28 | | | 44 |
| 10:15 | 89 | 91 | | | 180 | 22:15 | 17 | 24 | | | 41 |
| 10:30 | 64 | 68 | | | 132 | 22:30 | 10 | 27 | | | 37 |
| 10:45 | 69 | 313 | 77 | 313 | 146 | 22:45 | 10 | 53 | 12 | 91 | 22 |
| 11:00 | 76 | 68 | | | 144 | 23:00 | 12 | 18 | | | 30 |
| 11:15 | 75 | 71 | | | 146 | 23:15 | 9 | 12 | | | 21 |
| 11:30 | 77 | 92 | | | 169 | 23:30 | 5 | 15 | | | 20 |
| 11:45 | 89 | 317 | 79 | 310 | 168 | 23:45 | 5 | 31 | 7 | 52 | 12 |
| TOTALS | 1642 | 1325 | | | 2967 | TOTALS | 2583 | 3459 | | | 6042 |
| SPLIT % | 55.3% | 44.7% | | | 32.9% | SPLIT % | 42.8% | 57.2% | | | 67.1% |

| DAILY TOTALS | | | | | NB | SB | EB | WB | Total |
|-----------------|-------|-------|--|--|-------|-----------------|-------|-------|-------|
| | | | | | 4,225 | 4,784 | 0 | 0 | 9,009 |
| AM Peak Hour | 11:30 | 11:45 | | | 11:30 | PM Peak Hour | 12:00 | 12:45 | 12:45 |
| AM Pk Volume | 361 | 383 | | | 743 | PM Pk Volume | 349 | 444 | 775 |
| Pk Hr Factor | 0.868 | 0.870 | | | 0.868 | Pk Hr Factor | 0.839 | 0.933 | 0.954 |
| 7 - 9 Volume | 488 | 308 | | | 796 | 4 - 6 Volume | 567 | 831 | 1398 |
| 7 - 9 Peak Hour | 08:00 | 08:00 | | | 08:00 | 4 - 6 Peak Hour | 17:00 | 16:45 | 16:45 |
| 7 - 9 Pk Volume | 248 | 169 | | | 417 | 4 - 6 Pk Volume | 295 | 437 | 727 |
| Pk Hr Factor | 0.861 | 0.918 | | | 0.914 | Pk Hr Factor | 0.983 | 0.934 | 0.947 |

VOLUME

Kemper St from Midway Dr to Sports Arena Blvd

Day: Thursday
Date: 6/9/2011City: San Diego
Project #: CA11_4168_002

| DAILY TOTALS | | | | | NB | SB | EB | WB | Total | | |
|--------------|-------|-------|----|-----|-------|-----------|-------|-------|-------|-----|-------|
| | | | | | 3,623 | 4,492 | 0 | 0 | 8,115 | | |
| AM Period | NB | SB | EB | WB | TOTAL | PM Period | NB | SB | EB | WB | TOTAL |
| 00:00 | 3 | 5 | | | 8 | 12:00 | 87 | 116 | | | 203 |
| 00:15 | 1 | 3 | | | 4 | 12:15 | 93 | 107 | | | 200 |
| 00:30 | 4 | 4 | | | 8 | 12:30 | 86 | 119 | | | 205 |
| 00:45 | 1 | 9 | 3 | 15 | 4 | 12:45 | 72 | 338 | 110 | 452 | 182 |
| 01:00 | 1 | 2 | | | 3 | 13:00 | 74 | 66 | | | 140 |
| 01:15 | 1 | 3 | | | 4 | 13:15 | 80 | 114 | | | 194 |
| 01:30 | 0 | 2 | | | 2 | 13:30 | 84 | 103 | | | 187 |
| 01:45 | 0 | 2 | 3 | 10 | 3 | 13:45 | 67 | 305 | 70 | 353 | 137 |
| 02:00 | 1 | 2 | | | 3 | 14:00 | 76 | 78 | | | 154 |
| 02:15 | 0 | 1 | | | 1 | 14:15 | 72 | 96 | | | 168 |
| 02:30 | 1 | 0 | | | 1 | 14:30 | 69 | 82 | | | 151 |
| 02:45 | 1 | 3 | 4 | 7 | 5 | 14:45 | 61 | 278 | 73 | 329 | 134 |
| 03:00 | 1 | 0 | | | 1 | 15:00 | 62 | 68 | | | 130 |
| 03:15 | 1 | 0 | | | 1 | 15:15 | 65 | 73 | | | 138 |
| 03:30 | 1 | 3 | | | 4 | 15:30 | 61 | 72 | | | 133 |
| 03:45 | 2 | 5 | 0 | 3 | 2 | 15:45 | 61 | 249 | 93 | 306 | 154 |
| 04:00 | 2 | 4 | | | 6 | 16:00 | 51 | 108 | | | 159 |
| 04:15 | 3 | 1 | | | 4 | 16:15 | 66 | 92 | | | 158 |
| 04:30 | 2 | 4 | | | 6 | 16:30 | 65 | 87 | | | 152 |
| 04:45 | 3 | 10 | 3 | 12 | 6 | 16:45 | 69 | 251 | 77 | 364 | 146 |
| 05:00 | 5 | 2 | | | 7 | 17:00 | 66 | 90 | | | 156 |
| 05:15 | 3 | 1 | | | 4 | 17:15 | 54 | 82 | | | 136 |
| 05:30 | 12 | 5 | | | 17 | 17:30 | 59 | 73 | | | 132 |
| 05:45 | 10 | 30 | 7 | 15 | 17 | 17:45 | 47 | 226 | 107 | 352 | 154 |
| 06:00 | 16 | 8 | | | 24 | 18:00 | 44 | 90 | | | 134 |
| 06:15 | 20 | 11 | | | 31 | 18:15 | 59 | 92 | | | 151 |
| 06:30 | 26 | 15 | | | 41 | 18:30 | 47 | 73 | | | 120 |
| 06:45 | 21 | 83 | 33 | 67 | 54 | 18:45 | 42 | 192 | 52 | 307 | 94 |
| 07:00 | 38 | 27 | | | 65 | 19:00 | 47 | 51 | | | 98 |
| 07:15 | 26 | 29 | | | 55 | 19:15 | 41 | 34 | | | 75 |
| 07:30 | 45 | 43 | | | 88 | 19:30 | 52 | 48 | | | 100 |
| 07:45 | 53 | 162 | 44 | 143 | 97 | 19:45 | 41 | 181 | 49 | 182 | 90 |
| 08:00 | 46 | 51 | | | 97 | 20:00 | 46 | 41 | | | 87 |
| 08:15 | 43 | 64 | | | 107 | 20:15 | 18 | 32 | | | 50 |
| 08:30 | 56 | 59 | | | 115 | 20:30 | 31 | 44 | | | 75 |
| 08:45 | 61 | 206 | 62 | 236 | 123 | 20:45 | 21 | 116 | 18 | 135 | 39 |
| 09:00 | 63 | 76 | | | 139 | 21:00 | 23 | 22 | | | 45 |
| 09:15 | 61 | 75 | | | 136 | 21:15 | 12 | 24 | | | 36 |
| 09:30 | 70 | 56 | | | 126 | 21:30 | 11 | 26 | | | 37 |
| 09:45 | 47 | 241 | 68 | 275 | 115 | 21:45 | 7 | 53 | 25 | 97 | 32 |
| 10:00 | 74 | 74 | | | 148 | 22:00 | 11 | 22 | | | 33 |
| 10:15 | 77 | 108 | | | 185 | 22:15 | 11 | 23 | | | 34 |
| 10:30 | 74 | 75 | | | 149 | 22:30 | 10 | 20 | | | 30 |
| 10:45 | 80 | 305 | 99 | 356 | 179 | 22:45 | 8 | 40 | 14 | 79 | 22 |
| 11:00 | 75 | 86 | | | 161 | 23:00 | 3 | 9 | | | 12 |
| 11:15 | 92 | 97 | | | 189 | 23:15 | 3 | 7 | | | 10 |
| 11:30 | 80 | 102 | | | 182 | 23:30 | 3 | 6 | | | 9 |
| 11:45 | 81 | 328 | 86 | 371 | 167 | 23:45 | 1 | 10 | 4 | 26 | 5 |
| TOTALS | 1384 | 1510 | | | 2894 | TOTALS | 2239 | 2982 | | | 5221 |
| SPLIT % | 47.8% | 52.2% | | | 35.7% | SPLIT % | 42.9% | 57.1% | | | 64.3% |

| DAILY TOTALS | | | | | NB | SB | EB | WB | Total |
|-----------------|-------|-------|--|--|-------|-----------------|-------|-------|-------|
| | | | | | 3,623 | 4,492 | 0 | 0 | 8,115 |
| AM Peak Hour | 11:45 | 11:45 | | | 11:45 | PM Peak Hour | 12:00 | 12:00 | 12:00 |
| AM Pk Volume | 347 | 428 | | | 775 | PM Pk Volume | 338 | 452 | 790 |
| Pk Hr Factor | 0.933 | 0.899 | | | 0.945 | Pk Hr Factor | 0.909 | 0.950 | 0.963 |
| 7 - 9 Volume | 368 | 379 | | | 747 | 4 - 6 Volume | 477 | 716 | 1193 |
| 7 - 9 Peak Hour | 08:00 | 08:00 | | | 08:00 | 4 - 6 Peak Hour | 16:15 | 16:00 | 16:00 |
| 7 - 9 Pk Volume | 206 | 236 | | | 442 | 4 - 6 Pk Volume | 266 | 364 | 615 |
| Pk Hr Factor | 0.844 | 0.922 | | | 0.898 | Pk Hr Factor | 0.964 | 0.843 | 0.967 |



ROSECRANS CORRIDOR MOBILITY STUDY

**Table 3-2. Roadway Segment Level of Service
Existing Conditions**

| Roadway | Segment | Class | Lanes | LOS E Capacity | Existing | | |
|---------------------|--|-----------|-------|-------------------|----------|------|-----|
| | | | | | ADT | V/C | LOS |
| Rosecrans Street | From Pacific Highway to Sports Arena Blvd. | Major | 4 | 40,000 | 15,503 | 0.39 | B |
| | From Sports Arena Blvd. to Midway Dr. | Major | 6 | 50,000 | 59,120 | 1.18 | F |
| | From Midway Dr. to Lytton St. | Major | 6 | 50,000 | 46,384 | 0.93 | E |
| | From Lytton St. to Roosevelt Rd. | Major | 5 | 45,000 | 42,513 | 0.94 | E |
| | From Laning Rd. to Nimitz Blvd. | Major | 4 | 40,000 | 34,259 | 0.86 | D |
| | From Nimitz Blvd. to N. Harbor Dr. | Major | 4 | 40,000 | 36,450 | 0.91 | E |
| | From N. Harbor Dr. to Canon St. | Major | 4 | 40,000 | 34,390 | 0.86 | D |
| | From Canon St. to Talbot St. | Major (1) | 2 | 27,000 | 17,850 | 0.66 | C |
| | From Talbot St. to Kellogg St. | Major (1) | 2 | 27,000 | 15,200 | 0.56 | B |
| Camino Del Rio | North of Sports Arena Blvd. | Prime | 7 | 70,000 | 50,700 | 0.72 | C |
| Pacific Highway | North of Rosecrans St. | Major (2) | 2 | 20,000 | 5,818 | 0.29 | A |
| | South of Rosecrans St. | Prime | 6 | 60,000 | 13,070 | 0.22 | A |
| Sports Arena Blvd. | Northwest of Rosecrans St. | Major | 5 | 45,000 | 26,780 | 0.60 | C |
| Midway Drive | Northwest of Rosecrans St. | Major | 4 | 40,000 | 27,130 | 0.68 | C |
| | Southeast of Rosecrans St. | Major | 4 | 40,000 | 29,440 | 0.74 | C |
| Lytton Street | Northwest of Rosecrans St. | Major (2) | 2 | 20,000 | 11,797 | 0.59 | C |
| | Southeast of Rosecrans St. | Major | 4 | 40,000 | 19,650 | 0.49 | B |
| Nimitz Boulevard | Northwest of Rosecrans St. | Major | 4 | 40,000 | 17,264 | 0.43 | B |
| | Southeast of Rosecrans St. | Major | 4 | 40,000 | 12,020 | 0.30 | A |
| North Harbor Drive | Rosecrans St. to Scott Rd. | Major | 4 | 40,000 | 6,321 | 0.16 | A |
| Canon Street | Northwest of Rosecrans St. | Collector | 2 | 15,000 | 12,870 | 0.86 | D |
| Talbot Street | Northwest of Rosecrans St. | Collector | 2 | 8,000 | 5,950 | 0.74 | D |

(1) LOS E Capacity has been estimated based on results of the Highway Capacity Manual Urban Street Methodology.

(2) Since a published standard capacity for a 2-Lane Major does not exist, capacity is assumed to be half of a 4-Lane Major.

CITY OF SAN DIEGO - TRAFFIC ENGINEERING

Machine Count Traffic Volumes - City Street

All From Dates 1/1/1987 to 2/25/2009

2/24/2009

Page 234

| STREET NAME | LIMITS | BLOCK NOS. | STATION NUMBER | DIRECTION | WK-DAY VOLUME | STARTING DATE | FILE NUMBER |
|-------------|------------------------------|-----------------|----------------|-----------|---------------|---------------|-------------|
| CAM RIO | [HANCOCK ST - MOORE ST] | 03800W - 03700W | 1032 | SOUTH | 35800 | 6/10/1992 | 0493-92 |
| | | | | *TOTAL | 64900 | | |
| | | | | NORTH | 27610 | 7/27/2005 | 0408-05 |
| | | | | SOUTH | 32160 | 7/27/2005 | 0408-05 |
| | | | | *TOTAL | 59770 | | |
| | | | | EAST | 27290 | 9/16/2008 | 0346-08 |
| | | | | WEST | 28560 | 9/16/2008 | 0346-08 |
| *TOTAL | 55852 | | | | | | |
| CAM RIO | [SPORTS ARENA BL - KURTZ ST] | 03899W - 03850W | 9369 | NORTH | 24400 | 6/4/1987 | 1019-87 |
| | | | | SOUTH | 28700 | 6/4/1987 | 1020-87 |
| | | | | *TOTAL | 53100 | | |
| | | | | NORTH | 23900 | 6/25/1990 | 1005-90 |
| | | | | SOUTH | 29100 | 6/25/1990 | 1006-90 |
| | | | | *TOTAL | 53000 | | |
| | | | | NORTH | 24200 | 6/20/1991 | 0934-91 |
| | | | | SOUTH | 30200 | 6/20/1991 | 0935-91 |
| | | | | *TOTAL | 54400 | | |
| | | | | NORTH | 25780 | 7/25/2002 | 0814-02 |
| | | | | SOUTH | 27180 | 7/25/2002 | 0815-02 |
| *TOTAL | 52960 | | | | | | |
| NORTH | 23720 | 9/10/2008 | 0405-08 | | | | |
| SOUTH | 26980 | 9/10/2008 | 0405-08 | | | | |
| *TOTAL | 50700 | | | | | | |
| CAM RIO N | [CAM ARR - MSS CTR RD] | 00750 - 01200 | 6721 | EAST | 4400 | 9/27/1990 | 1924-90 |
| | | | | WEST | 5300 | 9/27/1990 | 1925-90 |
| | | | | *TOTAL | 9700 | | |
| | | | | EAST | 3400 | 10/14/1993 | 0900-93 |
| | | | | WEST | 4400 | 10/25/1993 | 0901-93 |
| | | | | EAST | 3700 | 10/17/1996 | 1006-96 |
| | | | | WEST | 4200 | 10/17/1996 | 1007-96 |
| *TOTAL | 7900 | | | | | | |

CITY OF SAN DIEGO - TRAFFIC ENGINEERING

Machine Count Traffic Volumes - City Street

All From Dates 1/1/1987 to 2/25/2009

2/24/2009

Page 1033

| STREET NAME | LIMITS | BLOCK NOS. | STATION NUMBER | DIRECTION | WK-DAY VOLUME | STARTING DATE | FILE NUMBER |
|--------------|-------------------------------|---------------|----------------|-----------|---------------|---------------|-------------|
| ROSECRANS ST | [MALAGA ST - MADRID ST] | 03050 - 03200 | 9371 | SOUTH | 20220 | 7/21/2005 | 0668-05 |
| | | | | *TOTAL | 39770 | | |
| | | | | NORTH | 21650 | 9/9/2008 | 0407-08 |
| | | | | SOUTH | 21120 | 9/9/2008 | 0407-08 |
| | | | | *TOTAL | 42770 | | |
| ROSECRANS ST | [MIDWAY DR - SPORTS ARENA BL] | 03500 - 03650 | 9370 | NORTH | 26900 | 6/2/1987 | 0986-87 |
| | | | | SOUTH | 27300 | 6/2/1987 | 0987-87 |
| | | | | *TOTAL | 54200 | | |
| | | | | NORTH | 28100 | 6/6/1988 | 1008-88 |
| | | | | SOUTH | 28200 | 6/6/1988 | 1009-88 |
| | | | | *TOTAL | 56300 | | |
| | | | | NORTH | 26700 | 6/25/1990 | 1009-90 |
| | | | | SOUTH | 26700 | 6/25/1990 | 1010-90 |
| | | | | *TOTAL | 53400 | | |
| | | | | NORTH | 27400 | 6/20/1991 | 0936-91 |
| | | | | SOUTH | 28200 | 6/20/1991 | 0937-91 |
| | | | | *TOTAL | 55600 | | |
| | | | | NORTH | 31110 | 7/16/2002 | 0674-02 |
| | | | | SOUTH | 27000 | 7/16/2002 | 0675-02 |
| | | | | *TOTAL | 58110 | | |
| NORTH | 28720 | 9/9/2008 | 0406-08 | | | | |
| SOUTH | 30400 | 9/9/2008 | 0406-08 | | | | |
| *TOTAL | 59120 | | | | | | |
| ROSECRANS ST | [SPORTS ARENA BL - KURTZ ST] | 03650 - 03750 | 1882 | NORTH | 12000 | 6/2/1987 | 0992-87 |
| | | | | SOUTH | 9500 | 6/2/1987 | 0993-87 |
| | | | | *TOTAL | 21500 | | |
| | | | | NORTH | 14300 | 6/28/1988 | 1133-88 |
| | | | | SOUTH | 10800 | 6/28/1988 | 1134-88 |
| | | | | *TOTAL | 25100 | | |
| | | | | NORTH | 12700 | 6/9/1989 | 0693-89 |
| | | | | SOUTH | 8300 | 6/9/1989 | 0694-89 |
| *TOTAL | 21000 | | | | | | |

Prepared by NDS/ATD

Volumes for: STATION# on Thursday, April 15, 2010 City: San Diego Project #: 10-4123-002
 Location: Barnett Ave between Midway St & Pacific Hwy File No. MC0306-10

| Start Time | Eastbound | | Hour Totals | | Westbound | | Hour Totals | | Combined Totals | |
|----------------|-----------|-----------|-------------|-----------|-----------|-----------|-------------|-----------|-----------------|-----------|
| | Morning | Afternoon | Morning | Afternoon | Morning | Afternoon | Morning | Afternoon | Morning | Afternoon |
| 12:00 | 52 | 359 | | | 34 | 402 | | | | |
| 12:15 | 31 | 417 | | | 34 | 411 | | | | |
| 12:30 | 30 | 405 | | | 28 | 417 | | | | |
| 12:45 | 27 | 395 | 140 | 1576 | 26 | 388 | 122 | 1618 | 262 | 3194 |
| 1:00 | 34 | 408 | | | 23 | 374 | | | | |
| 1:15 | 17 | 433 | | | 19 | 370 | | | | |
| 1:30 | 30 | 493 | | | 24 | 400 | | | | |
| 1:45 | 22 | 479 | 103 | 1813 | 29 | 364 | 95 | 1508 | 198 | 3321 |
| 2:00 | 27 | 414 | | | 20 | 374 | | | | |
| 2:15 | 18 | 421 | | | 15 | 358 | | | | |
| 2:30 | 19 | 460 | | | 23 | 397 | | | | |
| 2:45 | 9 | 475 | 73 | 1770 | 11 | 443 | 69 | 1572 | 142 | 3342 |
| 3:00 | 20 | 477 | | | 19 | 398 | | | | |
| 3:15 | 19 | 538 | | | 14 | 486 | | | | |
| 3:30 | 23 | 597 | | | 31 | 495 | | | | |
| 3:45 | 12 | 701 | 74 | 2313 | 30 | 501 | 94 | 1880 | 168 | 4193 |
| 4:00 | 16 | 663 | | | 22 | 505 | | | | |
| 4:15 | 25 | 661 | | | 26 | 485 | | | | |
| 4:30 | 54 | 576 | | | 33 | 518 | | | | |
| 4:45 | 46 | 572 | 141 | 2472 | 77 | 513 | 158 | 2021 | 299 | 4493 |
| 5:00 | 58 | 583 | | | 76 | 502 | | | | |
| 5:15 | 76 | 575 | | | 113 | 592 | | | | |
| 5:30 | 88 | 597 | | | 166 | 575 | | | | |
| 5:45 | 140 | 567 | 362 | 2322 | 228 | 515 | 583 | 2184 | 945 | 4506 |
| 6:00 | 118 | 565 | | | 198 | 479 | | | | |
| 6:15 | 169 | 443 | | | 345 | 473 | | | | |
| 6:30 | 208 | 422 | | | 376 | 463 | | | | |
| 6:45 | 207 | 451 | 702 | 1881 | 474 | 454 | 1393 | 1869 | 2095 | 3750 |
| 7:00 | 275 | 459 | | | 485 | 441 | | | | |
| 7:15 | 342 | 422 | | | 481 | 397 | | | | |
| 7:30 | 361 | 411 | | | 493 | 400 | | | | |
| 7:45 | 339 | 412 | 1317 | 1704 | 525 | 362 | 1984 | 1600 | 3301 | 3304 |
| 8:00 | 331 | 407 | | | 515 | 322 | | | | |
| 8:15 | 344 | 362 | | | 536 | 312 | | | | |
| 8:30 | 419 | 374 | | | 473 | 311 | | | | |
| 8:45 | 351 | 357 | 1445 | 1500 | 448 | 266 | 1972 | 1211 | 3417 | 2711 |
| 9:00 | 355 | 382 | | | 341 | 314 | | | | |
| 9:15 | 297 | 365 | | | 337 | 289 | | | | |
| 9:30 | 264 | 345 | | | 342 | 257 | | | | |
| 9:45 | 246 | 302 | 1162 | 1394 | 348 | 265 | 1368 | 1125 | 2530 | 2519 |
| 10:00 | 289 | 320 | | | 286 | 260 | | | | |
| 10:15 | 264 | 310 | | | 288 | 233 | | | | |
| 10:30 | 296 | 272 | | | 304 | 233 | | | | |
| 10:45 | 292 | 263 | 1141 | 1165 | 341 | 262 | 1219 | 988 | 2360 | 2153 |
| 11:00 | 302 | 284 | | | 348 | 229 | | | | |
| 11:15 | 356 | 286 | | | 384 | 241 | | | | |
| 11:30 | 331 | 263 | | | 412 | 226 | | | | |
| 11:45 | 338 | 194 | 1327 | 1027 | 383 | 174 | 1527 | 870 | 2854 | 1897 |
| Total | 7987 | 20937 | 7987 | 20937 | 10584 | 18446 | 10584 | 18446 | 18571 | 39383 |
| Combined Total | 28924 | | 28924 | | 29030 | | 29030 | | 57954 | |
| AM Peak | 11:45 AM | | | | 7:30 AM | | | | | |
| Vol. | 1519 | | | | 2069 | | | | | |
| P.H.F. | 0.911 | | | | 0.965 | | | | | |
| PM Peak | | 3:30 PM | | | | 5:00 PM | | | | |
| Vol. | | 2622 | | | | 2184 | | | | |
| P.H.F. | | 0.935 | | | | 0.922 | | | | |
| Percentage | 27.6% | 72.4% | | | 36.5% | 63.5% | | | | |

Day: TUESDAY
Date: 5/11/10

Classification Report / Prepared by: National Data & Surveying Services
Location: Washington St from Pacific Hwy & Frontage Rd

City: San Diego
Project #: 10-4143-030

SUMMARY

| Time | #1 | #2 | #3 | #4 | #5 | #6 | #7 | #8 | #9 | #10 | #11 | #12 | #13 | Total |
|----------|----|-----|----|----|----|----|----|----|----|-----|-----|-----|-----|-------|
| 00:00 AM | 0 | 30 | 4 | 2 | 1 | 1 | 0 | 0 | 1 | 0 | 0 | 0 | 0 | 39 |
| 01:00 | 0 | 46 | 8 | 0 | 3 | 0 | 0 | 2 | 1 | 0 | 0 | 0 | 0 | 60 |
| 02:00 | 0 | 43 | 7 | 0 | 1 | 2 | 0 | 2 | 5 | 0 | 0 | 0 | 0 | 60 |
| 03:00 | 2 | 67 | 14 | 2 | 7 | 0 | 0 | 5 | 9 | 0 | 0 | 0 | 0 | 106 |
| 04:00 | 2 | 116 | 37 | 0 | 18 | 1 | 0 | 6 | 5 | 0 | 0 | 0 | 0 | 185 |
| 05:00 | 6 | 271 | 56 | 8 | 24 | 6 | 0 | 15 | 15 | 0 | 3 | 0 | 0 | 404 |
| 06:00 | 9 | 350 | 55 | 21 | 32 | 6 | 0 | 16 | 6 | 0 | 2 | 0 | 0 | 497 |
| 07:00 | 10 | 425 | 49 | 20 | 24 | 5 | 0 | 14 | 8 | 0 | 1 | 0 | 0 | 556 |
| 08:00 | 11 | 475 | 81 | 25 | 35 | 9 | 0 | 18 | 7 | 0 | 3 | 0 | 0 | 664 |
| 09:00 | 4 | 474 | 78 | 15 | 36 | 5 | 0 | 17 | 9 | 0 | 2 | 0 | 0 | 640 |
| 10:00 | 5 | 510 | 65 | 29 | 28 | 2 | 0 | 21 | 7 | 0 | 1 | 0 | 0 | 668 |
| 11:00 | 6 | 526 | 83 | 27 | 31 | 5 | 0 | 20 | 8 | 0 | 3 | 0 | 0 | 709 |
| 12:00 PM | 6 | 503 | 81 | 29 | 34 | 8 | 0 | 22 | 2 | 0 | 3 | 0 | 0 | 688 |
| 13:00 | 12 | 536 | 68 | 19 | 25 | 1 | 0 | 21 | 4 | 0 | 1 | 0 | 0 | 687 |
| 14:00 | 5 | 563 | 78 | 17 | 30 | 5 | 0 | 14 | 4 | 0 | 2 | 0 | 0 | 718 |
| 15:00 | 7 | 603 | 86 | 22 | 14 | 1 | 0 | 12 | 1 | 0 | 0 | 0 | 0 | 746 |
| 16:00 | 7 | 702 | 82 | 33 | 22 | 7 | 0 | 22 | 1 | 0 | 0 | 0 | 0 | 876 |
| 17:00 | 9 | 636 | 62 | 23 | 23 | 4 | 0 | 16 | 3 | 0 | 0 | 0 | 0 | 776 |
| 18:00 | 4 | 433 | 48 | 8 | 23 | 4 | 0 | 11 | 4 | 0 | 0 | 0 | 0 | 535 |
| 19:00 | 5 | 325 | 34 | 6 | 18 | 2 | 0 | 8 | 3 | 0 | 0 | 0 | 0 | 401 |
| 20:00 | 1 | 250 | 23 | 3 | 5 | 2 | 0 | 0 | 3 | 0 | 0 | 0 | 0 | 287 |
| 21:00 | 1 | 179 | 24 | 1 | 2 | 0 | 0 | 2 | 2 | 0 | 0 | 0 | 0 | 211 |
| 22:00 | 3 | 75 | 14 | 2 | 2 | 0 | 0 | 0 | 1 | 0 | 0 | 0 | 0 | 97 |
| 23:00 | 0 | 59 | 4 | 1 | 2 | 0 | 0 | 0 | 0 | 0 | 0 | 0 | 0 | 66 |

| | | | | | | | | | | | | | | |
|--------------------|------------|-------------|-------------|------------|------------|-----------|--|------------|------------|--|-----------|--|--|--------------|
| Totals | 115 | 8197 | 1141 | 313 | 440 | 76 | | 264 | 109 | | 21 | | | 10676 |
| % of Totals | 1% | 77% | 11% | 3% | 4% | 1% | | 2% | 1% | | 0% | | | 100% |

| | | | | | | | | | | | | | | |
|---------------------|-------|-------|-------|-------|-------|-------|---|-------|-------|---|-------|---|---|-------|
| % AM | 55 | 3333 | 537 | 149 | 240 | 42 | 0 | 136 | 81 | 0 | 15 | 0 | 0 | 4588 |
| AM Peak Hour | 08:00 | 11:00 | 11:00 | 10:00 | 09:00 | 08:00 | | 10:00 | 05:00 | | 05:00 | | | 11:00 |
| Volume | 11 | 526 | 83 | 29 | 36 | 9 | | 21 | 15 | | 3 | | | 709 |

| | | | | | | | | | | | | | | |
|---------------------|-------|-------|-------|-------|-------|-------|---|-------|-------|---|-------|---|---|-------|
| % PM | 60 | 4864 | 604 | 164 | 200 | 34 | 0 | 128 | 28 | 0 | 6 | 0 | 0 | 6088 |
| PM Peak Hour | 13:00 | 16:00 | 15:00 | 16:00 | 12:00 | 12:00 | | 12:00 | 13:00 | | 12:00 | | | 16:00 |
| Volume | 12 | 702 | 86 | 33 | 34 | 8 | | 22 | 4 | | 3 | | | 876 |

| | | | | | | | | | | | | | | | |
|---------------------------|---------------|---|-----|--|------------------|---|-----|--|---------------|---|-----|--|-------------------------|---|-----|
| Peak Period Totals | AM 7-9 | | | | NOON 12-2 | | | | PM 4-6 | | | | Off Peak Volumes | | |
| | Volume | ↔ | % | | Volume | ↔ | % | | Volume | ↔ | % | | Volume | ↔ | % |
| | 1220 | | 11% | | 1375 | | 13% | | 1652 | | 15% | | 6429 | | 60% |

Field Data Services of Arizona, Inc.
(520) 316-6745

Volumes for: Thursday, May 26, 2011

City: San Diego

Project #: 11-1080-106

Location: Washington St. btwn. Frontage St. & Hancock St.

| AM Period | NB | SB | EB | WB | PM Period | NB | SB | EB | WB | | | |
|-----------|----|----|-----|-----|-----------|-----|-----|-----|-----|-----|-----|------|
| 00:00 | | | 12 | 6 | 12:00 | | | 133 | 132 | | | |
| 00:15 | | | 13 | 8 | 12:15 | | | 133 | 119 | | | |
| 00:30 | | | 12 | 4 | 12:30 | | | 117 | 128 | | | |
| 00:45 | | | 10 | 47 | 2 | 20 | 67 | 128 | 511 | 121 | 500 | 1011 |
| 01:00 | | | 11 | 6 | 13:00 | | | 143 | 139 | | | |
| 01:15 | | | 7 | 4 | 13:15 | | | 148 | 114 | | | |
| 01:30 | | | 4 | 1 | 13:30 | | | 128 | 109 | | | |
| 01:45 | | | 2 | 24 | 3 | 14 | 38 | 129 | 548 | 115 | 477 | 1025 |
| 02:00 | | | 4 | 4 | 14:00 | | | 126 | 106 | | | |
| 02:15 | | | 1 | 2 | 14:15 | | | 110 | 110 | | | |
| 02:30 | | | 1 | 1 | 14:30 | | | 158 | 126 | | | |
| 02:45 | | | 6 | 12 | 4 | 11 | 23 | 156 | 550 | 117 | 459 | 1009 |
| 03:00 | | | 3 | 2 | 15:00 | | | 142 | 121 | | | |
| 03:15 | | | 2 | 7 | 15:15 | | | 141 | 143 | | | |
| 03:30 | | | 3 | 11 | 15:30 | | | 129 | 124 | | | |
| 03:45 | | | 1 | 9 | 7 | 27 | 36 | 159 | 571 | 97 | 485 | 1056 |
| 04:00 | | | 3 | 6 | 16:00 | | | 134 | 128 | | | |
| 04:15 | | | 4 | 9 | 16:15 | | | 133 | 97 | | | |
| 04:30 | | | 4 | 9 | 16:30 | | | 180 | 108 | | | |
| 04:45 | | | 12 | 23 | 19 | 43 | 66 | 136 | 583 | 118 | 451 | 1034 |
| 05:00 | | | 19 | 19 | 17:00 | | | 144 | 121 | | | |
| 05:15 | | | 13 | 33 | 17:15 | | | 123 | 108 | | | |
| 05:30 | | | 20 | 47 | 17:30 | | | 119 | 96 | | | |
| 05:45 | | | 24 | 76 | 63 | 162 | 238 | 80 | 466 | 55 | 380 | 846 |
| 06:00 | | | 28 | 70 | 18:00 | | | 68 | 49 | | | |
| 06:15 | | | 20 | 62 | 18:15 | | | 68 | 59 | | | |
| 06:30 | | | 31 | 111 | 18:30 | | | 67 | 53 | | | |
| 06:45 | | | 35 | 114 | 104 | 347 | 461 | 68 | 271 | 50 | 211 | 482 |
| 07:00 | | | 48 | 107 | 19:00 | | | 72 | 44 | | | |
| 07:15 | | | 68 | 112 | 19:15 | | | 65 | 43 | | | |
| 07:30 | | | 75 | 106 | 19:30 | | | 64 | 37 | | | |
| 07:45 | | | 71 | 262 | 138 | 463 | 725 | 65 | 266 | 42 | 166 | 432 |
| 08:00 | | | 87 | 117 | 20:00 | | | 59 | 42 | | | |
| 08:15 | | | 89 | 135 | 20:15 | | | 45 | 31 | | | |
| 08:30 | | | 96 | 123 | 20:30 | | | 50 | 37 | | | |
| 08:45 | | | 103 | 375 | 119 | 494 | 869 | 33 | 187 | 28 | 138 | 325 |
| 09:00 | | | 89 | 125 | 21:00 | | | 55 | 22 | | | |
| 09:15 | | | 89 | 116 | 21:15 | | | 39 | 31 | | | |
| 09:30 | | | 106 | 112 | 21:30 | | | 36 | 25 | | | |
| 09:45 | | | 80 | 364 | 98 | 451 | 815 | 37 | 167 | 23 | 101 | 268 |
| 10:00 | | | 101 | 95 | 22:00 | | | 34 | 15 | | | |
| 10:15 | | | 97 | 80 | 22:15 | | | 29 | 20 | | | |
| 10:30 | | | 89 | 98 | 22:30 | | | 36 | 14 | | | |
| 10:45 | | | 114 | 401 | 111 | 384 | 785 | 26 | 125 | 14 | 63 | 188 |
| 11:00 | | | 112 | 113 | 23:00 | | | 17 | 7 | | | |
| 11:15 | | | 135 | 113 | 23:15 | | | 29 | 10 | | | |
| 11:30 | | | 124 | 121 | 23:30 | | | 21 | 13 | | | |
| 11:45 | | | 113 | 484 | 120 | 467 | 951 | 17 | 84 | 7 | 37 | 121 |

Total Vol. 2191 2883 **5074** 4329 3468 **7797**

| Split % | AM | | | Daily Totals | | |
|------------------|-------|-------|--------------|--------------|----------|--------------|
| | NB | SB | EB | WB | Combined | |
| | 43.2% | 56.8% | 39.4% | 6520 | 6351 | 12871 |
| | | | | PM | | |
| | | | | 55.5% | 44.5% | 60.6% |
| Peak Hour | 11:15 | 07:45 | 11:30 | 15:45 | 12:15 | 14:30 |
| Volume | 505 | 513 | 995 | 606 | 507 | 1104 |
| P.H.F. | 0.94 | 0.93 | 0.94 | 0.84 | 0.91 | 0.97 |

VOLUME

Vine St from California St to Kettner Blvd

Day: Thursday
Date: 6/9/2011

City: San Diego
Project #: CA11_4168_005

| DAILY TOTALS | | | | | NB | SB | EB | WB | Total | | |
|----------------|----|----|-------|-------|-------|----------------|-----|----|-------|-------|-------|
| | | | | | 0 | 0 | 159 | 88 | 247 | | |
| AM Period | NB | SB | EB | WB | TOTAL | PM Period | NB | SB | EB | WB | TOTAL |
| 00:00 | | | 0 | 0 | 0 | 12:00 | | | 6 | 0 | 6 |
| 00:15 | | | 0 | 0 | 0 | 12:15 | | | 7 | 1 | 8 |
| 00:30 | | | 0 | 0 | 0 | 12:30 | | | 1 | 1 | 2 |
| 00:45 | | | 0 | 0 | 0 | 12:45 | | | 0 | 14 | 0 |
| 01:00 | | | 0 | 0 | 0 | 13:00 | | | 2 | 1 | 3 |
| 01:15 | | | 0 | 0 | 0 | 13:15 | | | 1 | 3 | 4 |
| 01:30 | | | 0 | 0 | 0 | 13:30 | | | 2 | 1 | 3 |
| 01:45 | | | 0 | 0 | 0 | 13:45 | | | 4 | 9 | 0 |
| 02:00 | | | 0 | 0 | 0 | 14:00 | | | 5 | 2 | 7 |
| 02:15 | | | 0 | 0 | 0 | 14:15 | | | 9 | 2 | 11 |
| 02:30 | | | 0 | 0 | 0 | 14:30 | | | 8 | 3 | 11 |
| 02:45 | | | 0 | 0 | 0 | 14:45 | | | 4 | 26 | 2 |
| 03:00 | | | 0 | 0 | 0 | 15:00 | | | 2 | 2 | 4 |
| 03:15 | | | 0 | 0 | 0 | 15:15 | | | 0 | 4 | 4 |
| 03:30 | | | 0 | 0 | 0 | 15:30 | | | 1 | 2 | 3 |
| 03:45 | | | 0 | 0 | 0 | 15:45 | | | 2 | 5 | 1 |
| 04:00 | | | 1 | 0 | 1 | 16:00 | | | 1 | 3 | 4 |
| 04:15 | | | 0 | 0 | 0 | 16:15 | | | 2 | 5 | 7 |
| 04:30 | | | 0 | 0 | 0 | 16:30 | | | 4 | 6 | 10 |
| 04:45 | | | 0 | 1 | 0 | 16:45 | | | 5 | 12 | 3 |
| 05:00 | | | 0 | 0 | 0 | 17:00 | | | 3 | 2 | 5 |
| 05:15 | | | 0 | 1 | 1 | 17:15 | | | 1 | 2 | 3 |
| 05:30 | | | 0 | 0 | 0 | 17:30 | | | 2 | 1 | 3 |
| 05:45 | | | 4 | 4 | 0 | 17:45 | | | 1 | 7 | 0 |
| 06:00 | | | 1 | 0 | 1 | 18:00 | | | 2 | 1 | 3 |
| 06:15 | | | 3 | 1 | 4 | 18:15 | | | 1 | 0 | 1 |
| 06:30 | | | 0 | 1 | 1 | 18:30 | | | 0 | 1 | 1 |
| 06:45 | | | 2 | 6 | 0 | 18:45 | | | 0 | 3 | 0 |
| 07:00 | | | 0 | 1 | 1 | 19:00 | | | 1 | 1 | 2 |
| 07:15 | | | 0 | 2 | 2 | 19:15 | | | 1 | 1 | 2 |
| 07:30 | | | 4 | 2 | 6 | 19:30 | | | 0 | 0 | 0 |
| 07:45 | | | 1 | 5 | 2 | 19:45 | | | 1 | 3 | 1 |
| 08:00 | | | 5 | 1 | 6 | 20:00 | | | 1 | 1 | 2 |
| 08:15 | | | 4 | 1 | 5 | 20:15 | | | 1 | 5 | 6 |
| 08:30 | | | 2 | 0 | 2 | 20:30 | | | 2 | 0 | 2 |
| 08:45 | | | 2 | 13 | 0 | 20:45 | | | 0 | 4 | 0 |
| 09:00 | | | 3 | 1 | 4 | 21:00 | | | 0 | 0 | 0 |
| 09:15 | | | 3 | 3 | 6 | 21:15 | | | 0 | 0 | 0 |
| 09:30 | | | 5 | 0 | 5 | 21:30 | | | 0 | 0 | 0 |
| 09:45 | | | 1 | 12 | 2 | 21:45 | | | 1 | 1 | 0 |
| 10:00 | | | 5 | 3 | 8 | 22:00 | | | 1 | 0 | 1 |
| 10:15 | | | 2 | 0 | 2 | 22:15 | | | 2 | 1 | 3 |
| 10:30 | | | 5 | 2 | 7 | 22:30 | | | 0 | 0 | 0 |
| 10:45 | | | 2 | 14 | 1 | 22:45 | | | 0 | 3 | 0 |
| 11:00 | | | 3 | 1 | 4 | 23:00 | | | 0 | 0 | 0 |
| 11:15 | | | 2 | 0 | 2 | 23:15 | | | 2 | 0 | 2 |
| 11:30 | | | 5 | 2 | 7 | 23:30 | | | 0 | 0 | 0 |
| 11:45 | | | 4 | 14 | 2 | 23:45 | | | 1 | 3 | 0 |
| TOTALS | | | 69 | 29 | 98 | TOTALS | | | 90 | 59 | 149 |
| SPLIT % | | | 70.4% | 29.6% | 39.7% | SPLIT % | | | 60.4% | 39.6% | 60.3% |

| DAILY TOTALS | | | | | NB | SB | EB | WB | Total | | |
|-----------------|--|--|-------|-------|-------|-----------------|-----|----|-------|-------|-------|
| | | | | | 0 | 0 | 159 | 88 | 247 | | |
| AM Peak Hour | | | 11:30 | 09:15 | 11:30 | PM Peak Hour | | | 13:45 | 16:00 | 14:00 |
| AM Pk Volume | | | 22 | 8 | 27 | PM Pk Volume | | | 26 | 17 | 35 |
| Pk Hr Factor | | | 0.786 | 0.667 | 0.844 | Pk Hr Factor | | | 0.722 | 0.708 | 0.795 |
| 7 - 9 Volume | | | 18 | 9 | 27 | 4 - 6 Volume | | | 19 | 22 | 41 |
| 7 - 9 Peak Hour | | | 07:30 | 07:00 | 07:30 | 4 - 6 Peak Hour | | | 16:15 | 16:00 | 16:15 |
| 7 - 9 Pk Volume | | | 14 | 7 | 20 | 4 - 6 Pk Volume | | | 14 | 17 | 30 |
| Pk Hr Factor | | | 0.700 | 0.875 | 0.833 | Pk Hr Factor | | | 0.700 | 0.708 | 0.750 |

| | | | | | | | | | | |
|---|--|--|--|-----------------------------|--|---------------------|-----------|--------------|--------------|--------------|
| Volumes for: Thursday, May 26, 2011 | | | | City: San Diego | | Daily Totals | | | | Total |
| Location: Sassafras St between Kettner Blvd & Pacific Hy | | | | Project: 11-4109-048 | | NB | SB | EB | WB | Total |
| | | | | | | 0 | 0 | 3,496 | 5,220 | 8,716 |

| AM Period | NB | SB | EB | WB | PM Period | NB | SB | EB | WB | | | | |
|-----------|----|----|----|-----|-----------|-----|-----|-------|----|-----|----|-----|-----|
| 00:00 | | | 19 | 2 | 12:00 | | | 82 | 94 | | | | |
| 00:15 | | | 15 | 1 | 12:15 | | | 77 | 75 | | | | |
| 00:30 | | | 15 | 2 | 12:30 | | | 67 | 83 | | | | |
| 00:45 | | | 17 | 66 | 1 | 6 | 72 | 12:45 | 73 | 299 | 74 | 326 | 625 |
| 01:00 | | | 13 | 2 | 13:00 | | | 53 | 91 | | | | |
| 01:15 | | | 10 | 4 | 13:15 | | | 59 | 65 | | | | |
| 01:30 | | | 2 | 5 | 13:30 | | | 66 | 54 | | | | |
| 01:45 | | | 4 | 29 | 3 | 14 | 43 | 13:45 | 53 | 231 | 68 | 278 | 509 |
| 02:00 | | | 2 | 1 | 14:00 | | | 48 | 65 | | | | |
| 02:15 | | | 3 | 1 | 14:15 | | | 59 | 72 | | | | |
| 02:30 | | | 4 | 3 | 14:30 | | | 47 | 58 | | | | |
| 02:45 | | | 1 | 10 | 1 | 6 | 16 | 14:45 | 78 | 232 | 70 | 265 | 497 |
| 03:00 | | | 1 | 0 | 15:00 | | | 57 | 54 | | | | |
| 03:15 | | | 1 | 3 | 15:15 | | | 49 | 85 | | | | |
| 03:30 | | | 1 | 4 | 15:30 | | | 44 | 63 | | | | |
| 03:45 | | | 0 | 3 | 2 | 9 | 12 | 15:45 | 46 | 196 | 66 | 268 | 464 |
| 04:00 | | | 6 | 6 | 16:00 | | | 52 | 73 | | | | |
| 04:15 | | | 6 | 9 | 16:15 | | | 55 | 57 | | | | |
| 04:30 | | | 11 | 31 | 16:30 | | | 54 | 68 | | | | |
| 04:45 | | | 10 | 33 | 42 | 88 | 121 | 16:45 | 56 | 217 | 65 | 263 | 480 |
| 05:00 | | | 8 | 59 | 17:00 | | | 60 | 54 | | | | |
| 05:15 | | | 15 | 84 | 17:15 | | | 69 | 52 | | | | |
| 05:30 | | | 11 | 92 | 17:30 | | | 67 | 67 | | | | |
| 05:45 | | | 15 | 49 | 74 | 309 | 358 | 17:45 | 58 | 254 | 52 | 225 | 479 |
| 06:00 | | | 17 | 81 | 18:00 | | | 55 | 62 | | | | |
| 06:15 | | | 20 | 84 | 18:15 | | | 40 | 50 | | | | |
| 06:30 | | | 19 | 118 | 18:30 | | | 38 | 58 | | | | |
| 06:45 | | | 28 | 84 | 100 | 383 | 467 | 18:45 | 32 | 165 | 55 | 225 | 390 |
| 07:00 | | | 23 | 104 | 19:00 | | | 53 | 44 | | | | |
| 07:15 | | | 32 | 109 | 19:15 | | | 45 | 35 | | | | |
| 07:30 | | | 24 | 125 | 19:30 | | | 67 | 51 | | | | |
| 07:45 | | | 33 | 112 | 114 | 452 | 564 | 19:45 | 42 | 207 | 67 | 197 | 404 |
| 08:00 | | | 31 | 106 | 20:00 | | | 50 | 43 | | | | |
| 08:15 | | | 47 | 127 | 20:15 | | | 33 | 40 | | | | |
| 08:30 | | | 35 | 104 | 20:30 | | | 45 | 35 | | | | |
| 08:45 | | | 42 | 155 | 121 | 458 | 613 | 20:45 | 40 | 168 | 53 | 171 | 339 |
| 09:00 | | | 34 | 94 | 21:00 | | | 49 | 33 | | | | |
| 09:15 | | | 33 | 85 | 21:15 | | | 38 | 44 | | | | |
| 09:30 | | | 36 | 101 | 21:30 | | | 30 | 41 | | | | |
| 09:45 | | | 32 | 135 | 99 | 379 | 514 | 21:45 | 38 | 155 | 30 | 148 | 303 |
| 10:00 | | | 35 | 78 | 22:00 | | | 35 | 36 | | | | |
| 10:15 | | | 49 | 82 | 22:15 | | | 35 | 29 | | | | |
| 10:30 | | | 53 | 80 | 22:30 | | | 35 | 16 | | | | |
| 10:45 | | | 53 | 190 | 79 | 319 | 509 | 22:45 | 49 | 154 | 14 | 95 | 249 |
| 11:00 | | | 72 | 83 | 23:00 | | | 39 | 22 | | | | |
| 11:15 | | | 51 | 60 | 23:15 | | | 27 | 13 | | | | |
| 11:30 | | | 62 | 67 | 23:30 | | | 19 | 8 | | | | |
| 11:45 | | | 63 | 248 | 78 | 288 | 536 | 23:45 | 19 | 104 | 5 | 48 | 152 |

| | | | | | | |
|-------------------|------|------|------|------|------|------|
| Total Vol. | 1114 | 2711 | 3825 | 2382 | 2509 | 4891 |
|-------------------|------|------|------|------|------|------|

| | | | | | | | | | | |
|-----------------------|--|--|--|--|--|-----------|-----------|--------------|--------------|--------------|
| Daily Totals : | | | | | | NB | SB | EB | WB | Total |
| | | | | | | 0 | 0 | 3,496 | 5,220 | 8,716 |

| Split % | AM | | | PM | | |
|-------------------|-------|-------|-------|-------------------|-------|-------|
| | 29.1% | 70.9% | 43.9% | 48.7% | 51.3% | 56.1% |
| AM | | | | PM | | |
| Peak Hr. | 11:45 | 07:30 | 11:45 | Peak Hr. | 12:00 | 12:00 |
| Volume | 289 | 472 | 619 | Volume | 299 | 326 |
| P.H.F. | 0.881 | 0.929 | 0.879 | P.H.F. | 0.912 | 0.867 |
| 7 - 9 Vol. | 267 | 910 | 1177 | 4 - 6 Vol. | 471 | 488 |
| Peak Hr. | 08:00 | 07:30 | 08:00 | Peak Hr. | 17:00 | 16:00 |
| Volume | 155 | 472 | 613 | Volume | 254 | 263 |
| P.H.F. | 0.824 | 0.929 | 0.881 | P.H.F. | 0.920 | 0.901 |

Field Data Services of Arizona, Inc.
(520) 316-6745

Volumes for: Thursday, May 26, 2011

City: San Diego

Project #: 11-1080-109

Location: Laurel St. btwn. Pacific Highway & Kettner Blvd.

| AM Period | NB | SB | EB | WB | PM Period | NB | SB | EB | WB | | | |
|-----------|----|----|-----|-----|-----------|-----|------|-----|-----|-----|-----|------|
| 00:00 | | | 36 | 20 | 12:00 | | | 181 | 168 | | | |
| 00:15 | | | 37 | 14 | 12:15 | | | 240 | 195 | | | |
| 00:30 | | | 33 | 17 | 12:30 | | | 239 | 194 | | | |
| 00:45 | | | 18 | 124 | 12 | 63 | 187 | 201 | 861 | 200 | 757 | 1618 |
| 01:00 | | | 14 | 2 | 13:00 | | | 217 | 210 | | | |
| 01:15 | | | 11 | 8 | 13:15 | | | 173 | 183 | | | |
| 01:30 | | | 13 | 2 | 13:30 | | | 185 | 183 | | | |
| 01:45 | | | 9 | 47 | 5 | 17 | 64 | 204 | 779 | 139 | 715 | 1494 |
| 02:00 | | | 11 | 2 | 14:00 | | | 280 | 171 | | | |
| 02:15 | | | 4 | 2 | 14:15 | | | 185 | 163 | | | |
| 02:30 | | | 5 | 5 | 14:30 | | | 228 | 163 | | | |
| 02:45 | | | 3 | 23 | 6 | 15 | 38 | 175 | 868 | 136 | 633 | 1501 |
| 03:00 | | | 4 | 3 | 15:00 | | | 219 | 151 | | | |
| 03:15 | | | 6 | 6 | 15:15 | | | 205 | 145 | | | |
| 03:30 | | | 3 | 20 | 15:30 | | | 186 | 148 | | | |
| 03:45 | | | 4 | 17 | 14 | 43 | 60 | 219 | 829 | 158 | 602 | 1431 |
| 04:00 | | | 8 | 24 | 16:00 | | | 185 | 163 | | | |
| 04:15 | | | 2 | 45 | 16:15 | | | 203 | 139 | | | |
| 04:30 | | | 23 | 81 | 16:30 | | | 269 | 164 | | | |
| 04:45 | | | 47 | 80 | 147 | 297 | 377 | 212 | 869 | 155 | 621 | 1490 |
| 05:00 | | | 89 | 195 | 17:00 | | | 219 | 140 | | | |
| 05:15 | | | 130 | 199 | 17:15 | | | 206 | 154 | | | |
| 05:30 | | | 155 | 189 | 17:30 | | | 175 | 116 | | | |
| 05:45 | | | 139 | 513 | 191 | 774 | 1287 | 154 | 754 | 133 | 543 | 1297 |
| 06:00 | | | 126 | 151 | 18:00 | | | 157 | 167 | | | |
| 06:15 | | | 105 | 172 | 18:15 | | | 155 | 149 | | | |
| 06:30 | | | 120 | 137 | 18:30 | | | 187 | 214 | | | |
| 06:45 | | | 87 | 438 | 131 | 591 | 1029 | 177 | 676 | 159 | 689 | 1365 |
| 07:00 | | | 96 | 147 | 19:00 | | | 170 | 169 | | | |
| 07:15 | | | 100 | 143 | 19:15 | | | 186 | 154 | | | |
| 07:30 | | | 118 | 142 | 19:30 | | | 179 | 180 | | | |
| 07:45 | | | 133 | 447 | 183 | 615 | 1062 | 167 | 702 | 181 | 684 | 1386 |
| 08:00 | | | 136 | 188 | 20:00 | | | 207 | 157 | | | |
| 08:15 | | | 161 | 205 | 20:15 | | | 217 | 160 | | | |
| 08:30 | | | 149 | 172 | 20:30 | | | 212 | 147 | | | |
| 08:45 | | | 167 | 613 | 173 | 738 | 1351 | 212 | 848 | 138 | 602 | 1450 |
| 09:00 | | | 160 | 191 | 21:00 | | | 186 | 145 | | | |
| 09:15 | | | 173 | 186 | 21:15 | | | 157 | 146 | | | |
| 09:30 | | | 162 | 227 | 21:30 | | | 155 | 145 | | | |
| 09:45 | | | 165 | 660 | 221 | 825 | 1485 | 195 | 693 | 102 | 538 | 1231 |
| 10:00 | | | 187 | 221 | 22:00 | | | 135 | 99 | | | |
| 10:15 | | | 210 | 212 | 22:15 | | | 138 | 118 | | | |
| 10:30 | | | 246 | 228 | 22:30 | | | 124 | 109 | | | |
| 10:45 | | | 216 | 859 | 207 | 868 | 1727 | 162 | 559 | 94 | 420 | 979 |
| 11:00 | | | 218 | 223 | 23:00 | | | 120 | 84 | | | |
| 11:15 | | | 210 | 183 | 23:15 | | | 171 | 72 | | | |
| 11:30 | | | 195 | 216 | 23:30 | | | 124 | 47 | | | |
| 11:45 | | | 192 | 815 | 216 | 838 | 1653 | 74 | 489 | 36 | 239 | 728 |

Total Vol. 4636 5684 **10320** 8927 7043 **15970**

| Daily Totals | | | | |
|--------------|----|-------|-------|--------------|
| NB | SB | EB | WB | Combined |
| | | 13563 | 12727 | 26290 |

| Split % | AM | | | PM | | |
|------------------|-------|-------|--------------|-------|-------|--------------|
| | | | | | | |
| | 44.9% | 55.1% | 39.3% | 55.9% | 44.1% | 60.7% |
| Peak Hour | 10:15 | 09:45 | 10:15 | 16:30 | 12:15 | 12:15 |
| Volume | 890 | 882 | 1760 | 906 | 799 | 1696 |
| P.H.F. | 0.90 | 0.97 | 0.93 | 0.84 | 0.95 | 0.97 |

CITY OF SAN DIEGO - TRAFFIC ENGINEERING

Machine Count Traffic Volumes - City Street

All From Dates 1/1/1990 to 1/27/2011

1/27/2011

Page 1070

| STREET NAM | LIMITS | BLOCK NOS. | STATION NUMBER | DIRECTION | WK-DAY VOLUME | STARTING DATE | FILE NUMBER |
|------------|------------------------------|---------------|----------------|-----------|---------------|---------------|-------------|
| TAYLOR ST | [HOTEL CR S - SD 008 R-A, E] | | 2631 | EAST | 7170 | 6/30/2010 | MC0522-1 |
| | | | | WEST | 7425 | 6/30/2010 | MC0522-1 |
| | | | | *TOTAL | 14595 | | |
| TAYLOR ST | [PACIFIC HY - CONGRESS ST] | 04000 - 04010 | 2493 | EAST | 10500 | 7/22/1997 | 0524-97 |
| | | | | WEST | 11900 | 7/22/1997 | 0525-97 |
| | | | | *TOTAL | 22400 | | |
| | | | | EAST | 9300 | 6/2/1999 | 0330-99 |
| | | | | WEST | 8000 | 6/2/1999 | 0330-99 |
| | | | | *TOTAL | 17300 | | |
| | | | | EAST | 12230 | 6/20/2002 | 0648-02 |
| | | | | WEST | 14880 | 6/20/2002 | 0649-02 |
| | | | | *TOTAL | 27110 | | |
| | | | | EAST | 11780 | 6/15/2005 | 0315-05 |
| | | | | WEST | 10230 | 6/15/2005 | 0315-05 |
| *TOTAL | 22010 | | | | | | |
| TAYLOR ST | [PACIFIC HY - SN DIEGO AV] | 04000 - 04010 | 2625 | EAST | 11990 | 8/20/2008 | 0336-08 |
| | | | | WEST | 10060 | 8/20/2008 | 0336-08 |
| | | | | *TOTAL | 22050 | | |
| TAYLOR ST | [PACIFIC HY - SN DIEGO AV] | 04000 - 04010 | 2625 | EAST | 11700 | 3/8/1990 | 0341-90 |
| | | | | WEST | 9700 | 3/8/1990 | 0342-90 |
| | | | | *TOTAL | 21400 | | |
| | | | | EAST | 11000 | 3/15/1991 | 0420-91 |
| | | | | WEST | 8400 | 3/15/1991 | 0421-91 |
| | | | | *TOTAL | 19400 | | |
| | | | | EAST | 10100 | 11/3/1994 | 0810-94 |
| | | | | WEST | 7500 | 11/3/1994 | 0811-94 |
| | | | | *TOTAL | 17600 | | |
| | | | | EAST | 12500 | 6/18/1996 | 0666-96 |
| | | | | WEST | 7000 | 6/18/1996 | 0667-96 |
| *TOTAL | 19500 | | | | | | |
| TAYLOR ST | [CALHOUN ST - JUAN ST] | 04030 - 04100 | 2491 | NORTH | 11300 | 9/21/1994 | 0700-94 |
| | | | | SOUTH | 7700 | 9/21/1994 | 0701-94 |

Field Data Services of Arizona, Inc.
(520) 316-6745

Volumes for: Thursday, May 26, 2011

City: San Diego

Project #: 11-1080-099

Location: Taylor St. btwn. Congress St. & Juan St.

| AM Period | NB | SB | EB | WB | PM Period | NB | SB | EB | WB | | |
|-----------|-----|-----|-----|-----|-----------|-------|-----|-----|-----|-----|------|
| 00:00 | 18 | 6 | | | 12:00 | 129 | 107 | | | | |
| 00:15 | 9 | 9 | | | 12:15 | 140 | 116 | | | | |
| 00:30 | 10 | 3 | | | 12:30 | 142 | 130 | | | | |
| 00:45 | 3 | 40 | 7 | 25 | 65 | 12:45 | 149 | 560 | 93 | 446 | 1006 |
| 01:00 | 4 | 0 | | | 13:00 | 135 | 110 | | | | |
| 01:15 | 3 | 1 | | | 13:15 | 149 | 99 | | | | |
| 01:30 | 3 | 0 | | | 13:30 | 155 | 129 | | | | |
| 01:45 | 4 | 14 | 0 | 1 | 15 | 13:45 | 140 | 579 | 96 | 434 | 1013 |
| 02:00 | 6 | 5 | | | 14:00 | 144 | 104 | | | | |
| 02:15 | 3 | 3 | | | 14:15 | 141 | 95 | | | | |
| 02:30 | 8 | 3 | | | 14:30 | 152 | 90 | | | | |
| 02:45 | 1 | 18 | 1 | 12 | 30 | 14:45 | 164 | 601 | 87 | 376 | 977 |
| 03:00 | 3 | 1 | | | 15:00 | 185 | 92 | | | | |
| 03:15 | 2 | 3 | | | 15:15 | 145 | 84 | | | | |
| 03:30 | 2 | 9 | | | 15:30 | 193 | 119 | | | | |
| 03:45 | 1 | 8 | 5 | 18 | 26 | 15:45 | 229 | 752 | 91 | 386 | 1138 |
| 04:00 | 5 | 3 | | | 16:00 | 214 | 117 | | | | |
| 04:15 | 3 | 9 | | | 16:15 | 107 | 111 | | | | |
| 04:30 | 7 | 12 | | | 16:30 | 117 | 123 | | | | |
| 04:45 | 6 | 21 | 8 | 32 | 53 | 16:45 | 111 | 549 | 113 | 464 | 1013 |
| 05:00 | 7 | 14 | | | 17:00 | 134 | 122 | | | | |
| 05:15 | 10 | 24 | | | 17:15 | 102 | 71 | | | | |
| 05:30 | 13 | 27 | | | 17:30 | 119 | 105 | | | | |
| 05:45 | 18 | 48 | 51 | 116 | 164 | 17:45 | 101 | 456 | 99 | 397 | 853 |
| 06:00 | 22 | 55 | | | 18:00 | 81 | 98 | | | | |
| 06:15 | 28 | 69 | | | 18:15 | 87 | 66 | | | | |
| 06:30 | 45 | 73 | | | 18:30 | 110 | 57 | | | | |
| 06:45 | 49 | 144 | 99 | 296 | 440 | 18:45 | 76 | 354 | 69 | 290 | 644 |
| 07:00 | 53 | 125 | | | 19:00 | 82 | 49 | | | | |
| 07:15 | 75 | 130 | | | 19:15 | 80 | 48 | | | | |
| 07:30 | 85 | 111 | | | 19:30 | 80 | 46 | | | | |
| 07:45 | 62 | 275 | 124 | 490 | 765 | 19:45 | 70 | 312 | 47 | 190 | 502 |
| 08:00 | 102 | 144 | | | 20:00 | 89 | 54 | | | | |
| 08:15 | 124 | 110 | | | 20:15 | 75 | 40 | | | | |
| 08:30 | 112 | 170 | | | 20:30 | 56 | 42 | | | | |
| 08:45 | 91 | 429 | 224 | 648 | 1077 | 20:45 | 58 | 278 | 31 | 167 | 445 |
| 09:00 | 87 | 184 | | | 21:00 | 61 | 33 | | | | |
| 09:15 | 115 | 207 | | | 21:15 | 49 | 37 | | | | |
| 09:30 | 92 | 108 | | | 21:30 | 50 | 23 | | | | |
| 09:45 | 92 | 386 | 103 | 602 | 988 | 21:45 | 41 | 201 | 32 | 125 | 326 |
| 10:00 | 85 | 75 | | | 22:00 | 39 | 22 | | | | |
| 10:15 | 99 | 92 | | | 22:15 | 38 | 22 | | | | |
| 10:30 | 101 | 101 | | | 22:30 | 33 | 18 | | | | |
| 10:45 | 104 | 389 | 95 | 363 | 752 | 22:45 | 19 | 129 | 11 | 73 | 202 |
| 11:00 | 118 | 95 | | | 23:00 | 24 | 16 | | | | |
| 11:15 | 142 | 101 | | | 23:15 | 16 | 12 | | | | |
| 11:30 | 151 | 103 | | | 23:30 | 16 | 4 | | | | |
| 11:45 | 121 | 532 | 112 | 411 | 943 | 23:45 | 20 | 76 | 11 | 43 | 119 |

Total Vol. 2304 3014 5318 4847 3391 8238

| Split % | Daily Totals | | | | Combined |
|------------------|--------------|-------|-------|-------|----------|
| | NB | SB | EB | WB | |
| | 7151 | 6405 | | | 13556 |
| | AM | | PM | | |
| | 43.3% | 56.7% | 58.8% | 41.2% | 60.8% |
| 39.2% | | | | | |
| Peak Hour | 11:15 | 08:30 | 15:15 | 16:15 | 15:15 |
| Volume | 543 | 785 | 781 | 469 | 1192 |
| P.H.F. | 0.90 | 0.88 | 0.85 | 0.95 | 0.90 |

Volumes for: Thursday, July 08, 2010

City: San Diego

Project #: 10-4214-003

Location: Taylor St (STATION#2490/FILE#MC0594-10) between Juan St & Sunset St

| AM Period | NB | SB | EB | WB | PM Period | NB | SB | EB | WB |
|-----------|-----|-----|-----|-----|-----------|-----|------|-----|-----|
| 00:00 | 20 | 8 | | | 12:00 | 203 | 143 | | |
| 00:15 | 23 | 6 | | | 12:15 | 172 | 164 | | |
| 00:30 | 10 | 9 | | | 12:30 | 153 | 132 | | |
| 00:45 | 5 | 58 | 6 | 29 | 12:45 | 172 | 700 | 139 | 578 |
| 01:00 | 15 | 2 | | | 13:00 | 205 | 130 | | |
| 01:15 | 3 | 7 | | | 13:15 | 187 | 139 | | |
| 01:30 | 7 | 4 | | | 13:30 | 179 | 136 | | |
| 01:45 | 2 | 27 | 5 | 18 | 13:45 | 164 | 735 | 134 | 539 |
| 02:00 | 4 | 0 | | | 14:00 | 163 | 125 | | |
| 02:15 | 1 | 1 | | | 14:15 | 175 | 113 | | |
| 02:30 | 3 | 3 | | | 14:30 | 199 | 131 | | |
| 02:45 | 4 | 12 | 6 | 10 | 14:45 | 191 | 728 | 116 | 485 |
| 03:00 | 2 | 2 | | | 15:00 | 196 | 110 | | |
| 03:15 | 4 | 5 | | | 15:15 | 223 | 136 | | |
| 03:30 | 1 | 6 | | | 15:30 | 231 | 132 | | |
| 03:45 | 1 | 8 | 6 | 19 | 15:45 | 213 | 863 | 128 | 506 |
| 04:00 | 4 | 4 | | | 16:00 | 238 | 143 | | |
| 04:15 | 3 | 8 | | | 16:15 | 263 | 116 | | |
| 04:30 | 7 | 6 | | | 16:30 | 257 | 152 | | |
| 04:45 | 7 | 21 | 13 | 31 | 16:45 | 284 | 1042 | 129 | 540 |
| 05:00 | 12 | 24 | | | 17:00 | 249 | 143 | | |
| 05:15 | 15 | 40 | | | 17:15 | 300 | 135 | | |
| 05:30 | 18 | 30 | | | 17:30 | 231 | 145 | | |
| 05:45 | 21 | 66 | 59 | 153 | 17:45 | 186 | 966 | 133 | 556 |
| 06:00 | 16 | 52 | | | 18:00 | 189 | 138 | | |
| 06:15 | 32 | 83 | | | 18:15 | 179 | 117 | | |
| 06:30 | 40 | 85 | | | 18:30 | 159 | 113 | | |
| 06:45 | 51 | 139 | 107 | 327 | 18:45 | 100 | 627 | 85 | 453 |
| 07:00 | 59 | 112 | | | 19:00 | 142 | 93 | | |
| 07:15 | 59 | 132 | | | 19:15 | 131 | 85 | | |
| 07:30 | 69 | 121 | | | 19:30 | 93 | 88 | | |
| 07:45 | 103 | 290 | 148 | 513 | 19:45 | 125 | 491 | 70 | 336 |
| 08:00 | 79 | 123 | | | 20:00 | 97 | 67 | | |
| 08:15 | 124 | 132 | | | 20:15 | 99 | 73 | | |
| 08:30 | 99 | 127 | | | 20:30 | 117 | 53 | | |
| 08:45 | 92 | 394 | 149 | 531 | 20:45 | 94 | 407 | 44 | 237 |
| 09:00 | 87 | 173 | | | 21:00 | 94 | 50 | | |
| 09:15 | 103 | 141 | | | 21:15 | 106 | 29 | | |
| 09:30 | 88 | 136 | | | 21:30 | 86 | 43 | | |
| 09:45 | 101 | 379 | 120 | 570 | 21:45 | 98 | 384 | 33 | 155 |
| 10:00 | 118 | 116 | | | 22:00 | 76 | 26 | | |
| 10:15 | 112 | 120 | | | 22:15 | 78 | 26 | | |
| 10:30 | 113 | 126 | | | 22:30 | 49 | 29 | | |
| 10:45 | 123 | 466 | 130 | 492 | 22:45 | 36 | 239 | 21 | 102 |
| 11:00 | 120 | 123 | | | 23:00 | 39 | 12 | | |
| 11:15 | 162 | 132 | | | 23:15 | 24 | 16 | | |
| 11:30 | 148 | 149 | | | 23:30 | 32 | 8 | | |
| 11:45 | 155 | 585 | 164 | 568 | 23:45 | 12 | 107 | 11 | 47 |

Total Vol. 2445 3261 **5706** 7289 4534 **11823**

| Daily Totals | | | | Combined |
|--------------|------|----|----|--------------|
| NB | SB | EB | WB | |
| 9734 | 7795 | | | 17529 |

| Split % | AM | | | PM | | |
|------------------|-------|-------|--------------|-------|-------|--------------|
| | 42.8% | 57.2% | 32.6% | 61.7% | 38.3% | 67.4% |
| Peak Hour | 11:45 | 11:30 | 11:30 | 16:30 | 12:00 | 16:30 |
| Volume | 683 | 620 | 1298 | 1090 | 578 | 1649 |
| P.H.F. | 0.84 | 0.95 | 0.94 | 0.91 | 0.88 | 0.95 |

Field Data Services of Arizona, Inc.
(520) 316-6745

Volumes for: Thursday, May 26, 2011

City: San Diego

Project #: 11-1080-100

Location: Taylor St. btwn. Morena Blvd. & I-8 EB Ramps - Hotel Circle

| AM Period | NB | SB | EB | WB | PM Period | NB | SB | EB | WB | | |
|-----------|-----|-----|-----|-----|-----------|-------|-----|-----|-----|-----|------|
| 00:00 | 9 | 7 | | | 12:00 | 118 | 114 | | | | |
| 00:15 | 7 | 8 | | | 12:15 | 94 | 128 | | | | |
| 00:30 | 7 | 4 | | | 12:30 | 89 | 124 | | | | |
| 00:45 | 4 | 27 | 8 | 27 | 54 | 12:45 | 98 | 399 | 119 | 485 | 884 |
| 01:00 | 5 | 1 | | | 13:00 | 93 | 105 | | | | |
| 01:15 | 4 | 1 | | | 13:15 | 102 | 93 | | | | |
| 01:30 | 0 | 2 | | | 13:30 | 125 | 108 | | | | |
| 01:45 | 6 | 15 | 0 | 4 | 19 | 13:45 | 109 | 429 | 110 | 416 | 845 |
| 02:00 | 4 | 1 | | | 14:00 | 115 | 91 | | | | |
| 02:15 | 1 | 4 | | | 14:15 | 125 | 99 | | | | |
| 02:30 | 0 | 1 | | | 14:30 | 121 | 85 | | | | |
| 02:45 | 3 | 8 | 1 | 7 | 15 | 14:45 | 133 | 494 | 84 | 359 | 853 |
| 03:00 | 1 | 2 | | | 15:00 | 147 | 96 | | | | |
| 03:15 | 1 | 1 | | | 15:15 | 148 | 94 | | | | |
| 03:30 | 2 | 5 | | | 15:30 | 188 | 100 | | | | |
| 03:45 | 0 | 4 | 0 | 8 | 12 | 15:45 | 189 | 672 | 99 | 389 | 1061 |
| 04:00 | 5 | 3 | | | 16:00 | 191 | 116 | | | | |
| 04:15 | 0 | 8 | | | 16:15 | 201 | 113 | | | | |
| 04:30 | 4 | 10 | | | 16:30 | 196 | 105 | | | | |
| 04:45 | 1 | 10 | 12 | 33 | 43 | 16:45 | 211 | 799 | 113 | 447 | 1246 |
| 05:00 | 4 | 10 | | | 17:00 | 212 | 100 | | | | |
| 05:15 | 3 | 21 | | | 17:15 | 205 | 96 | | | | |
| 05:30 | 8 | 29 | | | 17:30 | 183 | 122 | | | | |
| 05:45 | 15 | 30 | 41 | 101 | 131 | 17:45 | 138 | 738 | 98 | 416 | 1154 |
| 06:00 | 13 | 61 | | | 18:00 | 112 | 100 | | | | |
| 06:15 | 17 | 73 | | | 18:15 | 86 | 104 | | | | |
| 06:30 | 16 | 83 | | | 18:30 | 102 | 108 | | | | |
| 06:45 | 28 | 74 | 113 | 330 | 404 | 18:45 | 79 | 379 | 74 | 386 | 765 |
| 07:00 | 28 | 124 | | | 19:00 | 90 | 51 | | | | |
| 07:15 | 33 | 132 | | | 19:15 | 78 | 40 | | | | |
| 07:30 | 43 | 129 | | | 19:30 | 72 | 43 | | | | |
| 07:45 | 43 | 147 | 132 | 517 | 664 | 19:45 | 70 | 310 | 46 | 180 | 490 |
| 08:00 | 56 | 152 | | | 20:00 | 73 | 42 | | | | |
| 08:15 | 74 | 129 | | | 20:15 | 59 | 51 | | | | |
| 08:30 | 53 | 252 | | | 20:30 | 48 | 34 | | | | |
| 08:45 | 74 | 257 | 261 | 794 | 1051 | 20:45 | 56 | 236 | 32 | 159 | 395 |
| 09:00 | 62 | 243 | | | 21:00 | 53 | 27 | | | | |
| 09:15 | 54 | 249 | | | 21:15 | 62 | 24 | | | | |
| 09:30 | 73 | 144 | | | 21:30 | 50 | 19 | | | | |
| 09:45 | 62 | 251 | 128 | 764 | 1015 | 21:45 | 33 | 198 | 21 | 91 | 289 |
| 10:00 | 66 | 113 | | | 22:00 | 27 | 18 | | | | |
| 10:15 | 63 | 96 | | | 22:15 | 28 | 13 | | | | |
| 10:30 | 82 | 98 | | | 22:30 | 31 | 11 | | | | |
| 10:45 | 64 | 275 | 96 | 403 | 678 | 22:45 | 23 | 109 | 19 | 61 | 170 |
| 11:00 | 84 | 89 | | | 23:00 | 16 | 10 | | | | |
| 11:15 | 81 | 122 | | | 23:15 | 17 | 18 | | | | |
| 11:30 | 127 | 113 | | | 23:30 | 10 | 5 | | | | |
| 11:45 | 86 | 378 | 98 | 422 | 800 | 23:45 | 11 | 54 | 12 | 45 | 99 |

Total Vol. 1476 3410 4886 4817 3434 8251

| | | Daily Totals | | | | | |
|--|--|--------------|------|----|----|----------|--|
| | | NB | SB | EB | WB | Combined | |
| | | 6293 | 6844 | | | 13137 | |

| Split % | AM | | | PM | | |
|---------|-------|-------|-------|-------|-------|-------|
| | 30.2% | 69.8% | 37.2% | 58.4% | 41.6% | 62.8% |

| | | | | | | |
|------------------|-------|-------|-------|-------|-------|-------|
| Peak Hour | 11:30 | 08:30 | 08:30 | 16:30 | 12:00 | 16:15 |
| Volume | 425 | 1005 | 1248 | 824 | 485 | 1251 |
| P.H.F. | 0.84 | 0.96 | 0.93 | 0.97 | 0.95 | 0.97 |

| | | | | | | | | | | | |
|---|--|--|--|--|-----------------------------|--|---------------------|-----------|------------|--------------|--------------|
| Volumes for: Thursday, June 24, 2010 | | | | | City: San Diego | | Daily Totals | | | | Total |
| Location: Twiggs St (STATION#1589/FILE#MC05334-10) | | | | | Project: 10-4169-122 | | NB | SB | EB | WB | Total |
| | | | | | | | 0 | 0 | 840 | 1,240 | 2,080 |

| AM Period | NB | SB | EB | WB | PM Period | NB | SB | EB | WB | | | |
|-----------|----|----|----|----|-----------|----|-----|----|----|----|-----|-----|
| 00:00 | | | 2 | 2 | 12:00 | | | 21 | 19 | | | |
| 00:15 | | | 1 | 3 | 12:15 | | | 16 | 28 | | | |
| 00:30 | | | 2 | 2 | 12:30 | | | 11 | 20 | | | |
| 00:45 | | | 2 | 7 | 0 | 7 | 14 | 13 | 61 | 26 | 93 | 154 |
| 01:00 | | | 3 | 1 | 13:00 | | | 10 | 19 | | | |
| 01:15 | | | 1 | 1 | 13:15 | | | 15 | 23 | | | |
| 01:30 | | | 1 | 1 | 13:30 | | | 12 | 18 | | | |
| 01:45 | | | 0 | 5 | 1 | 4 | 9 | 16 | 53 | 14 | 74 | 127 |
| 02:00 | | | 1 | 1 | 14:00 | | | 13 | 19 | | | |
| 02:15 | | | 0 | 1 | 14:15 | | | 11 | 21 | | | |
| 02:30 | | | 0 | 1 | 14:30 | | | 8 | 22 | | | |
| 02:45 | | | 0 | 1 | 0 | 3 | 4 | 14 | 46 | 21 | 83 | 129 |
| 03:00 | | | 0 | 0 | 15:00 | | | 9 | 26 | | | |
| 03:15 | | | 0 | 0 | 15:15 | | | 12 | 25 | | | |
| 03:30 | | | 1 | 0 | 15:30 | | | 10 | 20 | | | |
| 03:45 | | | 0 | 1 | 1 | 1 | 2 | 19 | 50 | 15 | 86 | 136 |
| 04:00 | | | 1 | 0 | 16:00 | | | 21 | 17 | | | |
| 04:15 | | | 0 | 0 | 16:15 | | | 15 | 23 | | | |
| 04:30 | | | 1 | 0 | 16:30 | | | 23 | 16 | | | |
| 04:45 | | | 0 | 2 | 1 | 1 | 3 | 16 | 75 | 22 | 78 | 153 |
| 05:00 | | | 0 | 0 | 17:00 | | | 17 | 21 | | | |
| 05:15 | | | 0 | 1 | 17:15 | | | 17 | 27 | | | |
| 05:30 | | | 0 | 0 | 17:30 | | | 25 | 27 | | | |
| 05:45 | | | 1 | 1 | 1 | 2 | 3 | 24 | 83 | 32 | 107 | 190 |
| 06:00 | | | 0 | 2 | 18:00 | | | 17 | 36 | | | |
| 06:15 | | | 3 | 1 | 18:15 | | | 23 | 29 | | | |
| 06:30 | | | 3 | 4 | 18:30 | | | 25 | 31 | | | |
| 06:45 | | | 6 | 12 | 1 | 8 | 20 | 18 | 83 | 30 | 126 | 209 |
| 07:00 | | | 3 | 3 | 19:00 | | | 17 | 32 | | | |
| 07:15 | | | 4 | 1 | 19:15 | | | 24 | 30 | | | |
| 07:30 | | | 5 | 5 | 19:30 | | | 12 | 25 | | | |
| 07:45 | | | 10 | 22 | 3 | 12 | 34 | 13 | 66 | 21 | 108 | 174 |
| 08:00 | | | 9 | 7 | 20:00 | | | 9 | 17 | | | |
| 08:15 | | | 6 | 4 | 20:15 | | | 12 | 14 | | | |
| 08:30 | | | 8 | 15 | 20:30 | | | 7 | 18 | | | |
| 08:45 | | | 9 | 32 | 7 | 33 | 65 | 15 | 43 | 16 | 65 | 108 |
| 09:00 | | | 8 | 13 | 21:00 | | | 8 | 13 | | | |
| 09:15 | | | 11 | 9 | 21:15 | | | 7 | 21 | | | |
| 09:30 | | | 7 | 13 | 21:30 | | | 10 | 19 | | | |
| 09:45 | | | 9 | 35 | 13 | 48 | 83 | 8 | 33 | 17 | 70 | 103 |
| 10:00 | | | 10 | 17 | 22:00 | | | 8 | 24 | | | |
| 10:15 | | | 8 | 21 | 22:15 | | | 9 | 16 | | | |
| 10:30 | | | 11 | 17 | 22:30 | | | 6 | 15 | | | |
| 10:45 | | | 10 | 39 | 20 | 75 | 114 | 2 | 25 | 6 | 61 | 86 |
| 11:00 | | | 12 | 13 | 23:00 | | | 6 | 2 | | | |
| 11:15 | | | 13 | 29 | 23:15 | | | 4 | 4 | | | |
| 11:30 | | | 10 | 18 | 23:30 | | | 3 | 2 | | | |
| 11:45 | | | 15 | 50 | 24 | 84 | 134 | 2 | 15 | 3 | 11 | 26 |

| | | | | | | | | | | |
|-------------------|-----|-----|-----|--|--|--|--|-----|-----|------|
| Total Vol. | 207 | 278 | 485 | | | | | 633 | 962 | 1595 |
|-------------------|-----|-----|-----|--|--|--|--|-----|-----|------|

| | | | | | | | | | | |
|-----------------------|--|--|--|--|--|-----------|-----------|------------|--------------|--------------|
| Daily Totals : | | | | | | NB | SB | EB | WB | Total |
| | | | | | | 0 | 0 | 840 | 1,240 | 2,080 |

| Split % | AM | | | PM | | |
|-------------------|-------|-------|-------|-------------------|-------|-------|
| | 42.7% | 57.3% | 23.3% | 39.7% | 60.3% | 76.7% |
| AM | | | | PM | | |
| Peak Hr. | 11:45 | 11:45 | 11:45 | Peak Hr. | 17:30 | 17:45 |
| Volume | 63 | 91 | 154 | Volume | 89 | 128 |
| P.H.F. | 0.750 | 0.813 | 0.875 | P.H.F. | 0.890 | 0.889 |
| 7 - 9 Vol. | 54 | 45 | 99 | 4 - 6 Vol. | 158 | 185 |
| Peak Hr. | 07:45 | 08:00 | 08:00 | Peak Hr. | 17:00 | 17:00 |
| Volume | 33 | 33 | 65 | Volume | 83 | 107 |
| P.H.F. | 0.825 | 0.550 | 0.707 | P.H.F. | 0.830 | 0.836 |

Field Data Services of Arizona, Inc.
(520) 316-6745

Volumes for: Thursday, May 26, 2011

City: San Diego

Project #: 11-1080-101

Location: Twigg's St. btwn. San Diego Ave. & Juan St.

| AM Period | NB | SB | EB | WB | PM Period | NB | SB | EB | WB | | | |
|-----------|----|----|----|-----|-----------|----|-----|----|-----|----|-----|-----|
| 00:00 | | | 4 | 2 | 12:00 | | | 22 | 25 | | | |
| 00:15 | | | 1 | 2 | 12:15 | | | 21 | 32 | | | |
| 00:30 | | | 2 | 1 | 12:30 | | | 21 | 39 | | | |
| 00:45 | | | 2 | 9 | 1 | 6 | 15 | 23 | 87 | 38 | 134 | 221 |
| 01:00 | | | 1 | 0 | 13:00 | | | 19 | 33 | | | |
| 01:15 | | | 1 | 0 | 13:15 | | | 23 | 28 | | | |
| 01:30 | | | 4 | 0 | 13:30 | | | 15 | 42 | | | |
| 01:45 | | | 1 | 7 | 0 | 0 | 7 | 27 | 84 | 41 | 144 | 228 |
| 02:00 | | | 0 | 0 | 14:00 | | | 23 | 26 | | | |
| 02:15 | | | 0 | 0 | 14:15 | | | 11 | 28 | | | |
| 02:30 | | | 1 | 0 | 14:30 | | | 16 | 26 | | | |
| 02:45 | | | 0 | 1 | 1 | 1 | 2 | 16 | 66 | 33 | 113 | 179 |
| 03:00 | | | 0 | 1 | 15:00 | | | 20 | 31 | | | |
| 03:15 | | | 1 | 1 | 15:15 | | | 22 | 29 | | | |
| 03:30 | | | 3 | 0 | 15:30 | | | 29 | 28 | | | |
| 03:45 | | | 2 | 6 | 0 | 2 | 8 | 26 | 97 | 36 | 124 | 221 |
| 04:00 | | | 1 | 1 | 16:00 | | | 12 | 24 | | | |
| 04:15 | | | 0 | 0 | 16:15 | | | 19 | 24 | | | |
| 04:30 | | | 1 | 1 | 16:30 | | | 22 | 30 | | | |
| 04:45 | | | 1 | 3 | 0 | 2 | 5 | 26 | 79 | 28 | 106 | 185 |
| 05:00 | | | 2 | 4 | 17:00 | | | 38 | 23 | | | |
| 05:15 | | | 1 | 0 | 17:15 | | | 33 | 19 | | | |
| 05:30 | | | 1 | 1 | 17:30 | | | 37 | 12 | | | |
| 05:45 | | | 5 | 9 | 4 | 9 | 18 | 22 | 130 | 21 | 75 | 205 |
| 06:00 | | | 4 | 1 | 18:00 | | | 37 | 19 | | | |
| 06:15 | | | 6 | 1 | 18:15 | | | 22 | 25 | | | |
| 06:30 | | | 7 | 3 | 18:30 | | | 31 | 21 | | | |
| 06:45 | | | 6 | 23 | 4 | 9 | 32 | 36 | 126 | 16 | 81 | 207 |
| 07:00 | | | 8 | 4 | 19:00 | | | 26 | 18 | | | |
| 07:15 | | | 6 | 8 | 19:15 | | | 24 | 16 | | | |
| 07:30 | | | 7 | 11 | 19:30 | | | 18 | 17 | | | |
| 07:45 | | | 16 | 37 | 7 | 30 | 67 | 27 | 95 | 16 | 67 | 162 |
| 08:00 | | | 12 | 9 | 20:00 | | | 25 | 14 | | | |
| 08:15 | | | 11 | 11 | 20:15 | | | 22 | 16 | | | |
| 08:30 | | | 27 | 12 | 20:30 | | | 19 | 14 | | | |
| 08:45 | | | 20 | 70 | 13 | 45 | 115 | 22 | 88 | 13 | 57 | 145 |
| 09:00 | | | 15 | 11 | 21:00 | | | 23 | 26 | | | |
| 09:15 | | | 23 | 10 | 21:15 | | | 10 | 10 | | | |
| 09:30 | | | 11 | 10 | 21:30 | | | 13 | 2 | | | |
| 09:45 | | | 22 | 71 | 15 | 46 | 117 | 15 | 61 | 7 | 45 | 106 |
| 10:00 | | | 12 | 11 | 22:00 | | | 7 | 14 | | | |
| 10:15 | | | 18 | 18 | 22:15 | | | 15 | 5 | | | |
| 10:30 | | | 17 | 15 | 22:30 | | | 13 | 7 | | | |
| 10:45 | | | 34 | 81 | 13 | 57 | 138 | 7 | 42 | 2 | 28 | 70 |
| 11:00 | | | 22 | 18 | 23:00 | | | 6 | 3 | | | |
| 11:15 | | | 35 | 14 | 23:15 | | | 9 | 2 | | | |
| 11:30 | | | 31 | 15 | 23:30 | | | 5 | 6 | | | |
| 11:45 | | | 31 | 119 | 9 | 56 | 175 | 4 | 24 | 4 | 15 | 39 |

Total Vol. 436 263 **699** 979 989 **1968**

| Split % | AM | | | PM | | |
|------------------|-------|-------|--------------|-------|-------|--------------|
| | NB | SB | Combined | NB | SB | Combined |
| | 62.4% | 37.6% | 26.2% | 49.7% | 50.3% | 73.8% |
| Peak Hour | 10:45 | 11:45 | 11:45 | 16:45 | 13:00 | 13:00 |
| Volume | 122 | 105 | 200 | 134 | 144 | 228 |
| P.H.F. | 0.87 | 0.67 | 0.83 | 0.88 | 0.86 | 0.84 |

Field Data Services of Arizona, Inc.
(520) 316-6745

Volumes for: Thursday, May 26, 2011

City: San Diego

Project #: 11-1080-102

Location: Harney St. btwn. Congress St. & San Diego Ave.

| AM Period | NB | SB | EB | WB | PM Period | NB | SB | EB | WB | | | |
|-----------|----|----|----|----|-----------|----|----|----|----|----|----|-----|
| 00:00 | | | 1 | 2 | 12:00 | | | 7 | 10 | | | |
| 00:15 | | | 1 | 2 | 12:15 | | | 23 | 17 | | | |
| 00:30 | | | 8 | 2 | 12:30 | | | 17 | 8 | | | |
| 00:45 | | | 1 | 11 | 2 | 8 | 19 | 16 | 63 | 10 | 45 | 108 |
| 01:00 | | | 0 | 2 | 13:00 | | | 13 | 14 | | | |
| 01:15 | | | 3 | 0 | 13:15 | | | 5 | 6 | | | |
| 01:30 | | | 0 | 0 | 13:30 | | | 8 | 13 | | | |
| 01:45 | | | 0 | 3 | 0 | 2 | 5 | 14 | 40 | 9 | 42 | 82 |
| 02:00 | | | 0 | 0 | 14:00 | | | 11 | 8 | | | |
| 02:15 | | | 0 | 0 | 14:15 | | | 8 | 11 | | | |
| 02:30 | | | 0 | 0 | 14:30 | | | 13 | 11 | | | |
| 02:45 | | | 0 | 0 | 0 | 0 | | 18 | 50 | 13 | 43 | 93 |
| 03:00 | | | 1 | 2 | 15:00 | | | 7 | 13 | | | |
| 03:15 | | | 0 | 2 | 15:15 | | | 10 | 13 | | | |
| 03:30 | | | 0 | 0 | 15:30 | | | 17 | 15 | | | |
| 03:45 | | | 0 | 1 | 0 | 4 | 5 | 21 | 55 | 13 | 54 | 109 |
| 04:00 | | | 0 | 0 | 16:00 | | | 16 | 16 | | | |
| 04:15 | | | 0 | 0 | 16:15 | | | 12 | 14 | | | |
| 04:30 | | | 0 | 1 | 16:30 | | | 13 | 11 | | | |
| 04:45 | | | 1 | 1 | 1 | 2 | 3 | 7 | 48 | 3 | 44 | 92 |
| 05:00 | | | 1 | 0 | 17:00 | | | 19 | 19 | | | |
| 05:15 | | | 2 | 2 | 17:15 | | | 22 | 19 | | | |
| 05:30 | | | 0 | 1 | 17:30 | | | 18 | 16 | | | |
| 05:45 | | | 1 | 4 | 4 | 7 | 11 | 5 | 64 | 14 | 68 | 132 |
| 06:00 | | | 2 | 3 | 18:00 | | | 21 | 14 | | | |
| 06:15 | | | 0 | 4 | 18:15 | | | 10 | 11 | | | |
| 06:30 | | | 1 | 8 | 18:30 | | | 28 | 21 | | | |
| 06:45 | | | 2 | 5 | 7 | 22 | 27 | 17 | 76 | 15 | 61 | 137 |
| 07:00 | | | 1 | 3 | 19:00 | | | 23 | 17 | | | |
| 07:15 | | | 3 | 11 | 19:15 | | | 16 | 15 | | | |
| 07:30 | | | 4 | 6 | 19:30 | | | 18 | 16 | | | |
| 07:45 | | | 4 | 12 | 11 | 31 | 43 | 22 | 79 | 15 | 63 | 142 |
| 08:00 | | | 4 | 11 | 20:00 | | | 12 | 13 | | | |
| 08:15 | | | 3 | 6 | 20:15 | | | 7 | 5 | | | |
| 08:30 | | | 4 | 11 | 20:30 | | | 9 | 3 | | | |
| 08:45 | | | 8 | 19 | 16 | 44 | 63 | 8 | 36 | 7 | 28 | 64 |
| 09:00 | | | 4 | 6 | 21:00 | | | 8 | 7 | | | |
| 09:15 | | | 3 | 3 | 21:15 | | | 13 | 12 | | | |
| 09:30 | | | 9 | 7 | 21:30 | | | 12 | 12 | | | |
| 09:45 | | | 6 | 22 | 2 | 18 | 40 | 13 | 46 | 9 | 40 | 86 |
| 10:00 | | | 10 | 6 | 22:00 | | | 5 | 10 | | | |
| 10:15 | | | 19 | 13 | 22:15 | | | 9 | 7 | | | |
| 10:30 | | | 7 | 3 | 22:30 | | | 8 | 7 | | | |
| 10:45 | | | 5 | 41 | 10 | 32 | 73 | 7 | 29 | 2 | 26 | 55 |
| 11:00 | | | 14 | 11 | 23:00 | | | 10 | 7 | | | |
| 11:15 | | | 7 | 9 | 23:15 | | | 7 | 4 | | | |
| 11:30 | | | 13 | 10 | 23:30 | | | 4 | 0 | | | |
| 11:45 | | | 16 | 50 | 14 | 44 | 94 | 3 | 24 | 2 | 13 | 37 |

Total Vol. 169 214 **383** 610 527 **1137**

| | | Daily Totals | | |
|----|----|--------------|-----|-------------|
| NB | SB | EB | WB | Combined |
| | | 779 | 741 | 1520 |

| Split % | AM | | | PM | | |
|------------------|-------|-------|--------------|-------|-------|--------------|
| | 44.1% | 55.9% | 25.2% | 53.6% | 46.4% | 74.8% |
| Peak Hour | 11:45 | 11:30 | 11:45 | 18:30 | 17:00 | 18:30 |
| Volume | 63 | 51 | 112 | 84 | 68 | 152 |
| P.H.F. | 0.68 | 0.75 | 0.70 | 0.75 | 0.89 | 0.78 |

Field Data Services of Arizona, Inc.
(520) 316-6745

Volumes for: Thursday, May 26, 2011

City: San Diego

Project #: 11-1080-103

Location: Harney St. btwn. San Diego Ave. & Juan St.

| AM Period | NB | SB | EB | WB | PM Period | NB | SB | EB | WB | | | |
|-----------|----|----|----|----|-----------|-----|-----|----|-----|----|-----|-----|
| 00:00 | | | 3 | 3 | 12:00 | | | 18 | 15 | | | |
| 00:15 | | | 1 | 3 | 12:15 | | | 34 | 13 | | | |
| 00:30 | | | 0 | 3 | 12:30 | | | 21 | 26 | | | |
| 00:45 | | | 2 | 6 | 1 | 10 | 16 | 23 | 96 | 14 | 68 | 164 |
| 01:00 | | | 1 | 1 | 13:00 | | | 15 | 27 | | | |
| 01:15 | | | 0 | 2 | 13:15 | | | 20 | 21 | | | |
| 01:30 | | | 0 | 0 | 13:30 | | | 15 | 32 | | | |
| 01:45 | | | 0 | 1 | 0 | 3 | 4 | 13 | 63 | 33 | 113 | 176 |
| 02:00 | | | 1 | 1 | 14:00 | | | 32 | 18 | | | |
| 02:15 | | | 0 | 1 | 14:15 | | | 27 | 18 | | | |
| 02:30 | | | 0 | 1 | 14:30 | | | 8 | 29 | | | |
| 02:45 | | | 0 | 1 | 0 | 3 | 4 | 19 | 86 | 44 | 109 | 195 |
| 03:00 | | | 0 | 2 | 15:00 | | | 18 | 27 | | | |
| 03:15 | | | 1 | 0 | 15:15 | | | 12 | 37 | | | |
| 03:30 | | | 0 | 1 | 15:30 | | | 12 | 30 | | | |
| 03:45 | | | 0 | 1 | 1 | 4 | 5 | 22 | 64 | 35 | 129 | 193 |
| 04:00 | | | 0 | 0 | 16:00 | | | 18 | 28 | | | |
| 04:15 | | | 0 | 1 | 16:15 | | | 24 | 22 | | | |
| 04:30 | | | 1 | 1 | 16:30 | | | 22 | 21 | | | |
| 04:45 | | | 2 | 3 | 5 | 7 | 10 | 30 | 94 | 25 | 96 | 190 |
| 05:00 | | | 0 | 0 | 17:00 | | | 19 | 23 | | | |
| 05:15 | | | 0 | 3 | 17:15 | | | 24 | 21 | | | |
| 05:30 | | | 1 | 4 | 17:30 | | | 29 | 18 | | | |
| 05:45 | | | 0 | 1 | 7 | 14 | 15 | 20 | 92 | 22 | 84 | 176 |
| 06:00 | | | 0 | 8 | 18:00 | | | 29 | 11 | | | |
| 06:15 | | | 1 | 10 | 18:15 | | | 24 | 12 | | | |
| 06:30 | | | 3 | 11 | 18:30 | | | 24 | 14 | | | |
| 06:45 | | | 1 | 5 | 17 | 46 | 51 | 25 | 102 | 11 | 48 | 150 |
| 07:00 | | | 4 | 7 | 19:00 | | | 17 | 28 | | | |
| 07:15 | | | 6 | 18 | 19:15 | | | 18 | 17 | | | |
| 07:30 | | | 6 | 19 | 19:30 | | | 18 | 19 | | | |
| 07:45 | | | 6 | 22 | 30 | 74 | 96 | 11 | 64 | 24 | 88 | 152 |
| 08:00 | | | 7 | 24 | 20:00 | | | 10 | 22 | | | |
| 08:15 | | | 13 | 19 | 20:15 | | | 7 | 18 | | | |
| 08:30 | | | 8 | 19 | 20:30 | | | 2 | 17 | | | |
| 08:45 | | | 8 | 36 | 28 | 90 | 126 | 10 | 29 | 11 | 68 | 97 |
| 09:00 | | | 5 | 22 | 21:00 | | | 9 | 18 | | | |
| 09:15 | | | 4 | 24 | 21:15 | | | 8 | 11 | | | |
| 09:30 | | | 5 | 20 | 21:30 | | | 7 | 2 | | | |
| 09:45 | | | 9 | 23 | 12 | 78 | 101 | 3 | 27 | 7 | 38 | 65 |
| 10:00 | | | 6 | 19 | 22:00 | | | 6 | 11 | | | |
| 10:15 | | | 16 | 22 | 22:15 | | | 3 | 10 | | | |
| 10:30 | | | 1 | 37 | 22:30 | | | 5 | 9 | | | |
| 10:45 | | | 12 | 35 | 23 | 101 | 136 | 2 | 16 | 4 | 34 | 50 |
| 11:00 | | | 25 | 18 | 23:00 | | | 2 | 6 | | | |
| 11:15 | | | 12 | 22 | 23:15 | | | 0 | 3 | | | |
| 11:30 | | | 21 | 18 | 23:30 | | | 3 | 2 | | | |
| 11:45 | | | 24 | 82 | 22 | 80 | 162 | 2 | 7 | 2 | 13 | 20 |

Total Vol. 216 510 726 740 888 1628

| Split % | AM | | | PM | | |
|---------|-------|-------|-------|-------|----------|-------|
| | NB | SB | EB | WB | Combined | |
| | 29.8% | 70.2% | 30.8% | 45.5% | 54.5% | 69.2% |

| Peak Hour | AM | | | PM | | |
|-----------|------|------|------|------|----------|------|
| | NB | SB | EB | WB | Combined | |
| | 97 | 101 | 173 | 102 | 138 | 199 |
| P.H.F. | 0.71 | 0.68 | 0.92 | 0.85 | 0.78 | 0.79 |

Field Data Services of Arizona, Inc.
(520) 316-6745

Volumes for: Thursday, May 26, 2011

City: San Diego

Project #: 11-1080-104

Location: Old Town Ave. btwn. I-5 SB Ramps & I-5 NB Ramps

| AM Period | NB | SB | EB | WB | PM Period | NB | SB | EB | WB | | | |
|-----------|----|----|-----|-----|-----------|----|----|-----|-----|-----|-----|------|
| 00:00 | | | 12 | 14 | 12:00 | | | 147 | 97 | | | |
| 00:15 | | | 4 | 4 | 12:15 | | | 109 | 64 | | | |
| 00:30 | | | 9 | 9 | 12:30 | | | 131 | 102 | | | |
| 00:45 | | | 10 | 35 | 12:45 | | | 133 | 520 | 112 | 375 | 895 |
| 01:00 | | | 7 | 4 | 13:00 | | | 129 | 113 | | | |
| 01:15 | | | 6 | 4 | 13:15 | | | 135 | 102 | | | |
| 01:30 | | | 6 | 1 | 13:30 | | | 118 | 105 | | | |
| 01:45 | | | 4 | 23 | 13:45 | | | 117 | 499 | 71 | 391 | 890 |
| 02:00 | | | 9 | 5 | 14:00 | | | 120 | 97 | | | |
| 02:15 | | | 8 | 4 | 14:15 | | | 142 | 98 | | | |
| 02:30 | | | 1 | 2 | 14:30 | | | 119 | 99 | | | |
| 02:45 | | | 4 | 22 | 14:45 | | | 123 | 504 | 91 | 385 | 889 |
| 03:00 | | | 8 | 4 | 15:00 | | | 162 | 95 | | | |
| 03:15 | | | 3 | 8 | 15:15 | | | 140 | 111 | | | |
| 03:30 | | | 4 | 4 | 15:30 | | | 153 | 122 | | | |
| 03:45 | | | 3 | 18 | 15:45 | | | 162 | 617 | 107 | 435 | 1052 |
| 04:00 | | | 7 | 7 | 16:00 | | | 168 | 144 | | | |
| 04:15 | | | 2 | 6 | 16:15 | | | 149 | 101 | | | |
| 04:30 | | | 7 | 7 | 16:30 | | | 179 | 106 | | | |
| 04:45 | | | 8 | 24 | 16:45 | | | 169 | 665 | 102 | 453 | 1118 |
| 05:00 | | | 10 | 10 | 17:00 | | | 158 | 121 | | | |
| 05:15 | | | 10 | 14 | 17:15 | | | 180 | 74 | | | |
| 05:30 | | | 9 | 6 | 17:30 | | | 145 | 92 | | | |
| 05:45 | | | 27 | 56 | 17:45 | | | 153 | 636 | 78 | 365 | 1001 |
| 06:00 | | | 25 | 22 | 18:00 | | | 132 | 84 | | | |
| 06:15 | | | 20 | 24 | 18:15 | | | 122 | 71 | | | |
| 06:30 | | | 34 | 10 | 18:30 | | | 106 | 50 | | | |
| 06:45 | | | 44 | 123 | 18:45 | | | 104 | 464 | 56 | 261 | 725 |
| 07:00 | | | 51 | 30 | 19:00 | | | 100 | 49 | | | |
| 07:15 | | | 71 | 26 | 19:15 | | | 83 | 59 | | | |
| 07:30 | | | 83 | 50 | 19:30 | | | 85 | 54 | | | |
| 07:45 | | | 91 | 296 | 19:45 | | | 66 | 334 | 58 | 220 | 554 |
| 08:00 | | | 88 | 44 | 20:00 | | | 69 | 54 | | | |
| 08:15 | | | 90 | 40 | 20:15 | | | 53 | 39 | | | |
| 08:30 | | | 76 | 48 | 20:30 | | | 53 | 41 | | | |
| 08:45 | | | 91 | 345 | 20:45 | | | 48 | 223 | 51 | 185 | 408 |
| 09:00 | | | 84 | 58 | 21:00 | | | 44 | 50 | | | |
| 09:15 | | | 91 | 63 | 21:15 | | | 47 | 52 | | | |
| 09:30 | | | 105 | 47 | 21:30 | | | 39 | 38 | | | |
| 09:45 | | | 99 | 379 | 21:45 | | | 33 | 163 | 35 | 175 | 338 |
| 10:00 | | | 89 | 67 | 22:00 | | | 37 | 39 | | | |
| 10:15 | | | 83 | 56 | 22:15 | | | 30 | 27 | | | |
| 10:30 | | | 120 | 60 | 22:30 | | | 24 | 35 | | | |
| 10:45 | | | 118 | 410 | 22:45 | | | 27 | 118 | 21 | 122 | 240 |
| 11:00 | | | 115 | 53 | 23:00 | | | 25 | 15 | | | |
| 11:15 | | | 123 | 56 | 23:15 | | | 18 | 25 | | | |
| 11:30 | | | 113 | 69 | 23:30 | | | 18 | 30 | | | |
| 11:45 | | | 113 | 464 | 23:45 | | | 9 | 70 | 8 | 78 | 148 |

Total Vol. 2195 1293 **3488** 4813 3445 **8258**

| Split % | AM | | | PM | | |
|------------------|-------|-------|--------------|-------|-------|--------------|
| | NB | SB | Combined | NB | SB | Combined |
| | 62.9% | 37.1% | 29.7% | 58.3% | 41.7% | 70.3% |
| Peak Hour | 11:45 | 11:45 | 11:45 | 16:30 | 15:15 | 16:00 |
| Volume | 500 | 338 | 838 | 686 | 484 | 1118 |
| P.H.F. | 0.85 | 0.83 | 0.86 | 0.95 | 0.84 | 0.90 |

Field Data Services of Arizona, Inc.
(520) 316-6745

Volumes for: Wednesday, May 25, 2011

City: San Diego

Project #: 11-1080-105

Location: Old Town Ave. btwn. I-5 NB Ramps & Jefferson St.

| AM Period | NB | SB | EB | WB | PM Period | NB | SB | EB | WB | | | |
|-----------|----|----|----|-----|-----------|-----|-----|----|-----|----|-----|-----|
| 00:00 | | | 8 | 18 | 12:00 | | | 56 | 37 | | | |
| 00:15 | | | 4 | 11 | 12:15 | | | 36 | 61 | | | |
| 00:30 | | | 8 | 14 | 12:30 | | | 56 | 29 | | | |
| 00:45 | | | 4 | 24 | 9 | 52 | 76 | 44 | 192 | 51 | 178 | 370 |
| 01:00 | | | 7 | 8 | 13:00 | | | 60 | 35 | | | |
| 01:15 | | | 5 | 9 | 13:15 | | | 58 | 34 | | | |
| 01:30 | | | 1 | 3 | 13:30 | | | 32 | 43 | | | |
| 01:45 | | | 1 | 14 | 4 | 24 | 38 | 58 | 208 | 33 | 145 | 353 |
| 02:00 | | | 2 | 4 | 14:00 | | | 47 | 36 | | | |
| 02:15 | | | 0 | 2 | 14:15 | | | 38 | 41 | | | |
| 02:30 | | | 1 | 1 | 14:30 | | | 46 | 42 | | | |
| 02:45 | | | 1 | 4 | 0 | 7 | 11 | 48 | 179 | 46 | 165 | 344 |
| 03:00 | | | 3 | 1 | 15:00 | | | 80 | 34 | | | |
| 03:15 | | | 0 | 0 | 15:15 | | | 84 | 37 | | | |
| 03:30 | | | 1 | 3 | 15:30 | | | 56 | 55 | | | |
| 03:45 | | | 1 | 5 | 0 | 4 | 9 | 52 | 272 | 53 | 179 | 451 |
| 04:00 | | | 2 | 3 | 16:00 | | | 55 | 53 | | | |
| 04:15 | | | 3 | 2 | 16:15 | | | 62 | 47 | | | |
| 04:30 | | | 2 | 5 | 16:30 | | | 47 | 58 | | | |
| 04:45 | | | 1 | 8 | 5 | 15 | 23 | 63 | 227 | 61 | 219 | 446 |
| 05:00 | | | 0 | 9 | 17:00 | | | 49 | 57 | | | |
| 05:15 | | | 2 | 7 | 17:15 | | | 39 | 61 | | | |
| 05:30 | | | 1 | 11 | 17:30 | | | 54 | 41 | | | |
| 05:45 | | | 1 | 4 | 16 | 43 | 47 | 65 | 207 | 50 | 209 | 416 |
| 06:00 | | | 6 | 12 | 18:00 | | | 41 | 67 | | | |
| 06:15 | | | 16 | 23 | 18:15 | | | 31 | 72 | | | |
| 06:30 | | | 16 | 27 | 18:30 | | | 39 | 42 | | | |
| 06:45 | | | 17 | 55 | 27 | 89 | 144 | 60 | 171 | 38 | 219 | 390 |
| 07:00 | | | 19 | 32 | 19:00 | | | 33 | 56 | | | |
| 07:15 | | | 33 | 42 | 19:15 | | | 30 | 58 | | | |
| 07:30 | | | 27 | 63 | 19:30 | | | 32 | 55 | | | |
| 07:45 | | | 42 | 121 | 63 | 200 | 321 | 28 | 123 | 63 | 232 | 355 |
| 08:00 | | | 51 | 47 | 20:00 | | | 24 | 49 | | | |
| 08:15 | | | 45 | 38 | 20:15 | | | 21 | 48 | | | |
| 08:30 | | | 45 | 40 | 20:30 | | | 24 | 58 | | | |
| 08:45 | | | 54 | 195 | 43 | 168 | 363 | 21 | 90 | 55 | 210 | 300 |
| 09:00 | | | 45 | 28 | 21:00 | | | 14 | 64 | | | |
| 09:15 | | | 41 | 33 | 21:15 | | | 19 | 58 | | | |
| 09:30 | | | 43 | 46 | 21:30 | | | 22 | 58 | | | |
| 09:45 | | | 75 | 204 | 42 | 149 | 353 | 20 | 75 | 43 | 223 | 298 |
| 10:00 | | | 43 | 38 | 22:00 | | | 21 | 36 | | | |
| 10:15 | | | 61 | 31 | 22:15 | | | 14 | 28 | | | |
| 10:30 | | | 43 | 38 | 22:30 | | | 8 | 27 | | | |
| 10:45 | | | 66 | 213 | 34 | 141 | 354 | 11 | 54 | 21 | 112 | 166 |
| 11:00 | | | 52 | 40 | 23:00 | | | 10 | 28 | | | |
| 11:15 | | | 58 | 38 | 23:15 | | | 8 | 12 | | | |
| 11:30 | | | 56 | 41 | 23:30 | | | 5 | 19 | | | |
| 11:45 | | | 70 | 236 | 45 | 164 | 400 | 3 | 26 | 11 | 70 | 96 |

Total Vol. 1083 1056 **2139** 1824 2161 **3985**

| Daily Totals | | | | |
|--------------|----|------|------|-------------|
| NB | SB | EB | WB | Combined |
| | | 2907 | 3217 | 6124 |

| Split % | AM | | | PM | | |
|---------|-------|-------|--------------|-------|-------|--------------|
| | NB | SB | EB | NB | SB | EB |
| | 50.6% | 49.4% | 34.9% | 45.8% | 54.2% | 65.1% |

| Peak Hour | NB | SB | EB | NB | SB | EB |
|-----------|-------|-------|--------------|-------|-------|--------------|
| | 11:15 | 07:15 | 11:30 | 15:00 | 16:30 | 15:00 |
| Volume | 240 | 215 | 402 | 272 | 237 | 451 |
| P.H.F. | 0.86 | 0.85 | 0.87 | 0.81 | 0.97 | 0.93 |