



Supplement To
REVIEW[®]
OF OPTOMETRY

DIAGNOSTIC INSTRUMENTS & EQUIPMENT

Product Guide Annual 2019



(800) 447-7511 www.voi2020.com

Frames Data[®]



Veatch Digital Refraction Suite

Eliminate

- Inefficiency
- Physical Pain
- Human Errors

Increase

- Revenue
- Patient Throughput
- Referrals

Contact the Experts at Veatch for your free efficiency evaluation.

Don't Get Left Behind

IT'S TIME TO GO DIGITAL

Contact Us Today
Veatch Ophthalmic Instruments

www.VOI2020.com
800.447.7511

**DIAGNOSTIC
INSTRUMENTS
& EQUIPMENT**
PRODUCT GUIDE



BUSINESS OFFICES
11 CAMPUS BLVD., SUITE 100
NEWTOWN SQUARE, PA 19073

CEO, INFORMATION SERVICES GROUP
MARC FERRARA
(212) 274-7062 • MFERRARA@JOBSON.COM

PUBLISHER
JAMES HENNE
(610) 492-1017 • JHENNE@JOBSON.COM

REGIONAL SALES MANAGER
MICHELE BARRETT
(610) 492-1014 • MBARRETT@JOBSON.COM

REGIONAL SALES MANAGER
MICHAEL HOSTER
(610) 492-1028 • MHOSTER@JOBSON.COM

VICE PRESIDENT, OPERATIONS
CASEY FOSTER
(610) 492-1007 • CFOSTER@JOBSON.COM

VICE PRESIDENT, CLINICAL CONTENT
PAUL M. KARPECKI, OD, FAAO
PKARPECKI@JOBSON.COM

PRODUCTION MANAGER
SCOTT TOBIN
(610) 492-1011 • STOBIN@JOBSON.COM

SENIOR CIRCULATION MANAGER
HAMILTON MAHER
(212) 219-7870 • HMAHER@JHIHEALTH.COM

CLASSIFIED ADVERTISING
(888) 498-1460

SUBSCRIPTIONS
\$56 A YEAR, \$88 (US) IN CANADA,
\$209 (US) IN ALL OTHER COUNTRIES

SUBSCRIPTION INQUIRIES
(877) 529-1746 (US ONLY);
OUTSIDE US, CALL (845) 267-3065

CIRCULATION
PO Box 81
Congers, NY 10920
TEL: (TOLL FREE) 1-877-529-1746 OUTSIDE
US: (845) 267-3065



CEO, INFORMATION SERVICES GROUP
MARC FERRARA

SENIOR VICE PRESIDENT, OPERATIONS
JEFF LEVITZ

SENIOR VICE PRESIDENT, HUMAN RESOURCES
TAMMY GARCIA

VICE PRESIDENT, CREATIVE SERVICES & PRODUCTION
MONICA TETTAMANZI

VICE PRESIDENT, CIRCULATION
EMELDA BAREA

CORPORATE PRODUCTION DIRECTOR
JOHN ANTHONY CAGGIANO

PRESIDENT & PUBLISHER - FRAMES DATA
THOMAS LAMOND

**SENIOR VICE PRESIDENT, BUSINESS OPERATIONS - FRAMES
DATA**
JUDITH MICHAEL

**TO LIST PRODUCTS IN
INSTRUMENTS & EQUIPMENT PRODUCT GUIDE:**
Telephone: (212) 274-7184 • smoreau@jobson.com



DIAGNOSTIC INSTRUMENTS & EQUIPMENT

PRODUCT GUIDE

SEPTEMBER 2018

TABLE OF CONTENTS

MANUFACTURERS & DISTRIBUTORS GUIDE ADDRESSES & PHONE NUMBERS	3
PRODUCT LOCATOR INDEX	8

PRODUCT SECTION

BUSINESS SYSTEMS & SOFTWARE	13
CAMERAS	14
DIAGNOSTIC AIDS	16
EXAMINATION FURNITURE	27
IMAGING	39
KERATOMETERS	43
LASERS	45
LENSMETERS & GAUGES	46
MICROSCOPES	50
NON-CONTACT OPTICAL BIOMETRY	51
PACHYMETERS	52
PERIMETERS	53
PROJECTORS, SCREENS & MIRRORS	55
REFRACTORS	59
SCREENING & TRAINING	66
SLIT LAMPS	71
SURGICAL INSTRUMENTS	80
TRIAL FRAMES & LENSES	84
ULTRASOUND	88

Each manufacturer, advertiser, importer, or other entity (each, a "Listing Entity") that is submitting listings or advertisements for publication in this guide (the "Guide") represents and warrants to Frames Data Inc. ("FDI") that it has the legal right to use all trade names and trademarks that appear in such listings or advertisements and agrees to defend FDI, indemnify FDI, and hold FDI harmless from and against any damage, settlement, loss, cost, expense (including reasonable attorneys' fees) or other liability arising out of a claim that any such listing or advertisement infringes any copyright, trademark, trade name, or other proprietary interest of any third party.

ALL LISTINGS AND ADVERTISEMENTS IN THE GUIDE ARE PROVIDED BY LISTING ENTITIES. FDI CANNOT, AND DOES NOT ATTEMPT TO, VERIFY THE ACCURACY OF ANY LISTING OR ADVERTISEMENT. TO THE EXTENT PERMITTED BY LAW, FDI EXPRESSLY DISCLAIMS ANY WARRANTY CONCERNING THE ACCURACY OF ANY LISTING OR ADVERTISEMENT AND SHALL HAVE NO LIABILITY FOR OR WITH RESPECT TO ANY INACCURACY OR TYPOGRAPHICAL ERROR CONTAINED IN ANY LISTING OR ADVERTISEMENT. TO THE EXTENT PERMITTED BY LAW, FDI SHALL NOT BE LIABLE FOR ANY DIRECT, CONSEQUENTIAL, INCIDENTAL, INDIRECT, LOST PROFITS OR PUNITIVE DAMAGES INCURRED BY ANY LISTING ENTITY ARISING IN ANY WAY OUT OF THE PUBLICATION OF ANY LISTING OR ADVERTISEMENT IN THE GUIDE EVEN IF FDI HAS BEEN ADVISED OF THE POSSIBILITY OF SUCH DAMAGES. IN NO EVENT SHALL FDI'S AGGREGATE LIABILITY FOR ANY CLAIM BY ANY LISTING ENTITY EXCEED THE AMOUNTS PAID BY SUCH LISTING ENTITY TO FDI FOR THE LISTING OR ADVERTISEMENT AT ISSUE.

SUBSCRIPTION RATES: A subscription to the Guide costs U.S. \$125 USD, Canada \$150 and all other countries/jurisdictions \$175 USD. The subscription fee can be included as part of a subscription to Frames Data® 365 or Frames Data® DVD.

A one-year subscription to Frames Data® 365 or Frames Data® DVD costs U.S. \$499.95 USD, Canada \$599.95, and all other countries/jurisdictions \$639.95 USD. To subscribe, please send your order with payment to Frames Data Inc., P.O. Box 396, Congers, NY 10920-0396. For faster service, subscribe online at www.framesdata.com or call our customer service department at 800-739-7555. (Outside the U.S., please call 845-267-3064.)

For technical and product information call 800-821-6069 ext. 1 or email techsupport@framesdata.com.

Copyright 2017 Frames Data Inc. No reproduction, redistribution, or republication is allowed without the express prior written permission of FDI.

Frames Data Inc. is a subsidiary of Jobson Medical Information LLC



Get back to
doing what
you love

Helping patients is your passion.

Why spend your time searching for frames and updating your inventory by hand? Just use Frames Data to find **all the frame information you need**. Spend more time helping your patients, not managing your frames.

“ [Frames Data] saves me a lot of time not having to manually enter all the product information. ”

—Anthony N. Sacco, O.D.

Learn more at framesdata.com

Frames Data[®]

DIAGNOSTIC INSTRUMENTS & EQUIPMENT

PRODUCT GUIDE



PRINTED IN USA

FOUNDING EDITOR
FREDERICK BOGER
1891-1913

EDITORIAL OFFICES

11 CAMPUS BLVD., SUITE 100
NEWTOWN SQUARE, PA 19073

WEBSITE • WWW.REVIEWOFOPTOMETRY.COM

SUBSCRIPTION INQUIRIES

1-877-529-1746

CONTINUING EDUCATION INQUIRIES

1-800-825-4696

EDITOR-IN-CHIEF • JACK PERSICO
(610) 492-1006 • JPERSICO@JOBSON.COM

SENIOR EDITOR • BILL KEKEVIAN
(610) 492-1003 • BKEKEVIAN@JOBSON.COM

MANAGING EDITOR • REBECCA HEPP
(610) 492-1005 • RHEPP@JOBSON.COM

ASSOCIATE EDITOR • MARK DELEON
(610) 492-1021 • MDELEON@JOBSON.COM

ASSOCIATE EDITOR • CATHERINE MANTHROP
(610) 492-1043 • CMANTHROP@JOBSON.COM

SPECIAL PROJECTS EDITOR • JILL HOFFMAN
(610) 492-1037 • JHOFFMAN@JOBSON.COM

ART DIRECTOR • JARED ARAUJO
(610) 492-1032 • JARAUJO@JOBSON.COM

DIRECTOR OF CE ADMINISTRATION • REGINA COMBS
(212) 274-7160 • RCOMBS@JOBSON.COM

EDITORIAL BOARD

CHIEF CLINICAL EDITOR • PAUL M. KARPECKI, OD

ASSOCIATE CLINICAL EDITORS • JOSEPH P. SHOVLIN, OD;
ALAN G. KABAT, OD; CHRISTINE W. SINDT, OD

DIRECTOR OPTOMETRIC PROGRAMS • ARTHUR EPSTEIN, OD
CLINICAL & EDUCATION CONFERENCE ADVISOR

PAUL M. KARPECKI, OD

CASE REPORTS COORDINATOR • ANDREW S. GURWOOD, OD

CLINICAL CODING EDITOR • JOHN RUMPAKIS, OD, MBA

CONSULTING EDITOR • FRANK FONTANA, OD

COLUMNISTS

CHAIRSIDE • MONTGOMERY VICKERS, OD

CLINICAL QUANDARIES • PAUL C. AJAMIAN, OD

CORNEA & CONTACT LENS Q+A • JOSEPH P. SHOVLIN, OD

DIAGNOSTIC QUIZ • ANDREW S. GURWOOD, OD

THE ESSENTIALS • BISANT A. LABIB, OD

FOCUS ON REFRACTION • MARC TAUB, OD;
PAUL HARRIS, OD

GLAUCOMA GRAND ROUNDS • JAMES L. FANELLI, OD

NEURO CLINIC • MICHAEL TROTTINI, OD;
MICHAEL DELGIODICE, OD

OCULAR SURFACE REVIEW • PAUL M. KARPECKI, OD

RETINA QUIZ • MARK T. DUNBAR, OD

REVIEW OF SYSTEMS • CARLO J. PELINO, OD;
JOSEPH J. PIZZIMENTI, OD

SURGICAL MINUTE • DEREK N. CUNNINGHAM, OD;
WALTER O. WHITLEY, OD, MBA

THERAPEUTIC REVIEW • JOSEPH W. SOWKA, OD;
ALAN G. KABAT, OD

THROUGH MY EYES • PAUL M. KARPECKI, OD

URGENT CARE • RICHARD B. MANGAN, OD

JOBSON MEDICAL INFORMATION LLC



Amcon, The Eyecare Supply Center

9735 Green Park Industrial Dr.
St. Louis, MO 63123
Phone: (314) 815-5100
(800) 255-6161
Fax: (800) 397-0013
Email: sales@amconlabs.com
Website: www.amconlabs.com

Diagnostic Aids	
Diagnostic Instrumentation	16
Patient Aids	22
Pupillometer	24
Examination Furniture	
Examination Centers	29
Projectors, Screens & Mirrors	
Projector Replacement Bulbs	55
Projectors	56
Screening & Training	
Color Tests	66
Occluders	67
Slit Lamps	
Clinical Slit Lamps	70
Slit Lamp Accessories	76
Trial Frames & Lenses	
Lenses	84
Prism Sets	84
Trial Frame Clip Ons	84
Trial Frames	84
Trial Lens Sets	86

Belrose Refracting Equipment Co., Inc.

3718 Dempster Street
Skokie, IL 60076-3444
Phone: (847) 542-1953
(800) 875-5235
Fax: (847) 675-2303
Email: belrose1953@yahoo.com
Website: www.belroserefracting.com

Diagnostic Aids	
Diagnostic Instrumentation	16
Exophthalmometers	20
Instrument Power Units	20
Magnifiers	20
Ophthalmoscopes - Indirect	21, 22
Pupillometer	24
Tonometers	24
Examination Furniture	
Chair/Stand Units	27
Examination Centers	29
Examination Chairs	30
Instrument Covers	32
Instrument Stands	33
Instrument Tables	35
Stools/Chairs	37
Keratometers	
Keratometric Instruments	43
Lensmeters & Gauges	
Contact Lens Inspection	47
Lensmeters	48
Repair Parts	49
Perimeters	
Perimeter Accessories	54
Projectors, Screens & Mirrors	
Mirrors	55
Projector Replacement Bulbs	55
Projector Wall Mounts	55
Projectors	56
Screens	58
Refractors	
Automatic Refractors	59
Refractors	63
Screening & Training	
Color Tests	66
Occluders	67
Training Equipment & Materials	68
Slit Lamps	
Clinical Slit Lamps	70
Slit Lamp Accessories	76
Trial Frames & Lenses	
Lenses	84
Trial Frames	84
Trial Lens Sets	86

Coburn Technologies, Inc.

55 Gerber Road East
South Windsor, CT 06232
Phone: (800) 262-8761
Email: CustomerCareCenter@CoburnTechnologies.com
Website: www.coburntechnologies.com

Examination Furniture	
Examination Centers	29
Instrument Tables	35
Keratometers	
Keratometric Instruments	43
Lensmeters & Gauges	
Automatic Lensmeters	46
Lensmeters	48
Projectors, Screens & Mirrors	
Projectors	56
Refractors	
Automatic Refractors	59
Refractors	63
Screening & Training	
Visual Acuity Tests	68
Slit Lamps	
Video Slit Lamps	78

Compulink Healthcare Solutions

Works with FRAMES® Electronic Data Service
1100 Business Center Circle
Thousand Oaks, CA 91320
Phone: (800) 456-4522
(805) 446-2050
Fax: (805) 496-7038
Email: sales@compulinkadvantage.com
Website: www.compulinkadvantage.com
Business Systems & Software
 Diagnostic - Software 13
 Practice Management - Software 13

COW Industries, Inc.

925 26th Ave. East
Brandenton, FL 34208
Phone: (941) 747-7600
(800) 741-4616
Fax: (941) 746-4820
Email: cowindustries@verizon.net
Website: www.cowindustries.com

Diagnostic Aids	
Ophthalmoscopes - Indirect	22
Examination Furniture	
Examination Centers	29
Trial Lens Cabinets	38
Projectors, Screens & Mirrors	
Mirrors	55
Projector Wall Mounts	55
Screens	58
Screening & Training	
Fixators	66
Slit Lamps	
Slit Lamp Accessories	76

Essilor Instruments

8600 W. Catalpa Avenue, Suite 703
Chicago, IL 60656
Phone: (855) 393-4647
Email: info@essilorinstrumentsusa.com
Website: www.essilorinstrumentsusa.com

Diagnostic Aids	
Diagnostic Instrumentation	16
Ophthalmoscopes - Direct	21
Retinoscopes	24
Tonometers	24
Examination Furniture	
Chair/Stand Units	27
Examination Chairs	30
Instrument Stands	33
Instrument Tables	35
Imaging	
Corneal Topography	40
Retinal Tomography	42
Lensmeters & Gauges	
Automatic Lensmeters	46
Frame Warmers (Instruments)	47
Lensmeters	48
Projectors, Screens & Mirrors	
Projectors	56
Screens	58
Refractors	
Automatic Refractors	59
Slit Lamps	
Clinical Slit Lamps	70, 71
Photo Slit Lamps	75
Portable Slit Lamps	76

First Insight Corporation

6723 NE Bennett Street, Suite 200
Hillsboro, OR 97124
Phone: (800) 920-1940
Fax: (503) 707-8188
Email: sales@first-insight.com
Website: www.first-insight.com
Business Systems & Software
 Practice Management - Software 13

Haag-Streit USA

3535 Kings Mill Rd
Mason, OH 45040
Phone: (800) 787-5426
(513) 398-3937
Fax: (513) 398-0256
Email: marketing@haag-streit-usa.com
Website: www.haag-streit-usa.com
Business Systems & Software
 Diagnostic - Software 13
Diagnostic Aids
 Diagnostic Lenses 19, 20
 Tonometers 24
Imaging
 Computerized Imaging 39
Non Contact Optical Biometry
 Non Contact Optical Biometry 51
Perimeters
 Automatic Perimeters 53
Projectors, Screens & Mirrors
 Projectors 56
Slit Lamps
 Clinical Slit Lamps 71
 Photo Slit Lamps 75
 Slit Lamp Accessories 77
 Video Slit Lamps 79

Icare USA

4700 Falls of Neuse Road, Suite 245
Raleigh, NC 27609
Phone: (888) 422-7313
Email: info@icare-usa.com
Website: www.icare-usa.com
Diagnostic Aids
 Tonometers 24

Instruments for Vision

607 Scott Ave.
Syracuse, NY 13224
Phone: (315) 446-2225
(800) 323-4382
Fax: (315) 446-2214
Email: vasion@aol.com
Website: www.eyemg.com
Business Systems & Software
 Diagnostic - Software 13
Cameras
 Non-Mydriatic Fundus & Retinal Cameras 14
Screening & Training
 Visual Acuity Tests 68
Slit Lamps
 Photo Slit Lamps 75

Konan Medical USA, Inc.

15 Marconi, Ste. A
Irvine, CA 92618
Fax: (949) 521-7731
Email: sales@konan-usa.com
Website: www.konan-usa.com
Cameras
 Non-Mydriatic Fundus & Retinal Cameras 14
 Specialty Cameras 15
Diagnostic Aids
 Diagnostic Instrumentation 17
Imaging
 Corneal Topography 40
 Video Imaging 42
Screening & Training
 Color Tests 66

Manufacturers & Distributors Guide

Lombart Instrument

5358 Robin Hood Road
Norfolk, VA 23513-2407
Phone: (757) 853-8888
(800) 566-2278
Fax: (757) 855-1232
Email: info@lombartinstrument.com
Website: www.lombartinstrument.com

Examination Furniture	
Chair/Stand Units	27
Instrument Tables	36
Imaging	
Video Imaging	42
Projectors, Screens & Mirrors	
Projectors	56
Trial Frames & Lenses	
Trial Frames	84
Trial Lens Sets	86

Luneau Technology USA

224 James St
Bensenville, IL 60106
Phone: (800) 729-1959
Fax: (800) 729-7489
Email: contact.us@luneautech.com
Website: www.luneautechusa.com

Diagnostic Aids	
Diagnostic Instrumentation	17
Tonometers	24
Lensmeters & Gauges	
Automatic Lensmeters	46
Projectors, Screens & Mirrors	
Mirrors	55
Refractors	
Refraction Systems	61

Luzerne Optical Laboratories, Ltd.

180 North Wilkes-Barre Blvd.
Wilkes-Barre, PA 18702-5341
Phone: (570) 822-3183
(800) 233-9637
Fax: (570) 823-4299
(800) 525-5597
Email: vision@luzerneoptical.com
Website: www.luzerneoptical.com

Diagnostic Aids	
Diagnostic Instrumentation	17, 18
Magnifiers	21
Patient Aids	22, 23
Tonometers	24, 25
Examination Furniture	
Instrument Covers	32
Instrument Stands	33
Screening & Training	
Occluders	67
Test Cards	67
Slit Lamps	
Slit Lamp Accessories	77
Surgical Instruments	
Dry Eye Treatments	80
Examination Lights	80
Eye Shields	80
Operating Room Equipment	80, 81, 82
Surgical Instruments	82, 83

Marco Ophthalmic, Inc.

11825 Central Parkway
Jacksonville, FL 32224
Phone: (904) 997-4163
(800) 874-5274
Fax: (904) 642-9338
Website: www.marco.com

Diagnostic Aids	
Diagnostic Instrumentation	18
Exophthalmometers	20
Tonometers	25
Examination Furniture	
Chair/Stand Units	27
Examination Chairs	30
Instrument Stands	33
Imaging	
Computerized Imaging	39
Keratometers	
Keratometric Instruments	43
Lensmeters & Gauges	
Automatic Lensmeters	46
Lensmeters	48
Microscopes	
Surgical Microscopes	50
Projectors, Screens & Mirrors	
Projectors	56
Screens	58

Refractors	
Automatic Refractors	59, 60
Refraction Systems	61, 62
Refractors	63
Slit Lamps	
Clinical Slit Lamps	71
Slit Lamp Accessories	77
Trial Frames & Lenses	
Trial Frames	84
Trial Lens Sets	86

Oculus, Inc.

17721 59th Avenue NE
Arlington, WA 98223
Phone: (425) 670-9977
Fax: (425) 670-0742
Email: sales@oculususa.com
Website: www.oculususa.com

Diagnostic Aids	
Magnifiers	21
Imaging	
Computerized Imaging	39
Corneal Topography	41
Video Imaging	42
Pachymeters	
Pachymeters	52
Perimeters	
Automatic Perimeters	53
Refractors	
Automatic Refractors	60
Screening & Training	
Visual Acuity Tests	68
Slit Lamps	
Clinical Slit Lamps	71
Photo Slit Lamps	75
Video Slit Lamps	79
Trial Frames & Lenses	
Trial Frames	85

Ophthalmic Brokers

P.O. BOX 131
42042 Road 128 Spc 102
Orosi, CA 93647
Phone: (559) 960-3948
Fax: (559) 528-4634
Email: ophthalmicbroker@att.net
Website: www.ophthalmicbrokers.com

Projectors, Screens & Mirrors	
Mirrors	55
Screens	58

Optos, Inc.



See our Ad on Back Cover

67 Forest Street Malborough, MA 01752 Phone: (800) 854-3039 (508) 787-1400 Email: info@optos.com Website: www.optos.com	
Cameras	
Non-Mydriatic Fundus & Retinal Cameras	14
Imaging	
Computerized Imaging	39
Lasers	
Ophthalmoscopes	45

Pacific Ophthalmic Supply

1924 Oak Knoll Drive
Belmont, CA 94002
Phone: (650) 637-9391
(800) 805-8080
Fax: (650) 637-1342
Email: eyepac@pacbell.net
Website: www.pacific-ophthalmic.com

Diagnostic Aids	
Exophthalmometers	20
Slit Lamps	
Slit Lamp Accessories	77
Trial Frames & Lenses	
Lenses	84
Trial Frames	85

Quantel Medical

601 Haggerty Lane
Bozeman, MT 59715
Phone: (877) 782-6835
Fax: (406) 522-2005
Email: promos@quantelusa.com
Website: www.quantel-medical.com

Business Systems & Software	
Diagnostic - Systems	13
Diagnostic Aids	
Diagnostic Instrumentation	18
Lasers	
Diode	45
Pachymeters	
Pachymeters	52

Reichert Technologies

3362 Walden Avenue
Depew, NY 14043
Phone: (716) 686-4500
(888) 849-8955
Fax: (716) 686-4555
Email: reichert.information.ametek.com
Website: www.reichert.com

Diagnostic Aids	
Diagnostic Instrumentation	18
Tonometers	25
Lensmeters & Gauges	
Automatic Lensmeters	46
Lensmeters	48
Projectors, Screens & Mirrors	
Mirrors	55
Projectors	57
Refractors	
Refraction Systems	62
Refractors	64
Slit Lamps	
Portable Slit Lamps	76
Trial Frames & Lenses	
Trial Frames	85
Trial Lens Sets	86

Reliance Medical Products

www.haag-streit-USA.com
3535 King Mills Road
Mason, OH 45040
Phone: (800) 735-0357
(513) 398-3937
Fax: (513) 398-0256
Email: marketing@reliance-medical.com
Website: www.reliance-medical.com

Diagnostic Aids	
Diagnostic Instrumentation	18
Examination Furniture	
Examination Chairs	30, 31
Instrument Stands	33
Stools/Chairs	37

S & L Optics

4945 Yorba Ranch Road
Suite E
Yorba Linda, CA 92887
Phone: (714) 777-7740
(888) 977-2020 Nat'l
Fax: (714) 695-9384
Email: sloptics@aol.com
Website: www.sloptics.com

Business Systems & Software	
Diagnostic - Software	13
Diagnostic Aids	
Diagnostic Instrumentation	18
Magnifiers	21
Perimeters	
Perimeter Accessories	54
Screening & Training	
Visual Acuity Tests	68
Slit Lamps	
Slit Lamp Accessories	77
Surgical Instruments	
Surgical Instruments	83
Trial Frames & Lenses	
Lenses	84
Trial Frames	85
Trial Lens Sets	86

S4OPTIK

250 Cooper Ave
Suite 100
Tonawanda, NY 14150
Phone: (800) 224-6012
Fax: (800) 313-8696
Email: info@s4optik.com
Website: www.s4optik.com

Cameras
Non-Mydriatic Fundus & Retinal Cameras 14

Diagnostic Aids
Diagnostic Lenses 20
Exophthalmometers 20

Examination Furniture
Chair/Stand Units 27, 28
Examination Chairs 31
Instrument Stands 33
Instrument Tables 36

Imaging
Corneal Topography 41

Keratometers
Keratometric Instruments 43

Lensmeters & Gauges
Lens Curve Gauges 48

Projectors, Screens & Mirrors
Projectors 57

Refractors
Automatic Refractors 60
Refractors 64

Slit Lamps
Clinical Slit Lamps 72
Video Slit Lamps 79

Trial Frames & Lenses
Trial Frame Clip Ons 84
Trial Lens Sets 87

Stereo Optical Company, Inc.

8600 W. Catalpa Avenue, Suite 703
Chicago, IL 60656
60631-3501
Phone: (773) 867-0380
(800) 344-9500
Email: info@stereooptical.com
Website: www.stereooptical.com

Diagnostic Aids
Diagnostic Instrumentation 18

Screening & Training
Motility & Binocular Function Tests 67
Test Cards 67
Visual Acuity Tests 68, 69
Visual Field Tests 69

TelScreen

8012 Vine Crest Avenue
Suite 3
Louisville, KY 40222
Phone: (800) 769-4933
(502) 515-1806
Fax: (502) 515-1259
Email: sales@telscreen.com
Website: www.telscreen.com

Business Systems & Software
Practice Management - Software 13

Cameras
Specialty Cameras 15

Diagnostic Aids
Diagnostic Lenses 20

Imaging
Computerized Imaging 39
Video Imaging 42

Slit Lamps
Clinical Slit Lamps 72
Slit Lamp Accessories 77

Topcon Medical Systems

111 Bauer Drive
Oakland, NJ 07436
Phone: (201) 599-5100
(800) 223-1130
Fax: (201) 559-5250
Email: TMSInfo@topcon.com
Website: www.topconmedical.com

Cameras
Mydriatic Fundus & Retinal Cameras 14
Non-Mydriatic Fundus & Retinal Cameras 14, 15

Diagnostic Aids
Patient Aids 23
Tonometers 26

Examination Furniture
Examination Chairs 31, 32
Instrument Stands 33
Instrument Tables 36

Stools/Chairs 38

Imaging
Computerized Imaging 40
Corneal Topography 41, 42
Retinal Tomography 42

Keratometers
Keratometric Instruments 44

Lensmeters & Gauges
Automatic Lensmeters 46
Lensmeters 48

Microscopes
Surgical Microscopes 50

Projectors, Screens & Mirrors
Projectors 57

Refractors
Automatic Refractors 60
Refraction Systems 62
Refractors 64

Slit Lamps
Clinical Slit Lamps 72, 73
Photo Slit Lamps 76
Slit Lamp Accessories 77
Video Slit Lamps 79

Trial Frames & Lenses
Trial Frames 85
Trial Lens Sets 87

Trevi Technology, Inc

1029 Dublin Road
Columbus, Ohio 43215
Phone: (614) 754-7175
Email: kevin@TreviTechnology.com

Diagnostic Aids
Diagnostic Instrumentation 18

Slit Lamps
Photo Slit Lamps 76
Video Slit Lamps 79

U.S. Ophthalmic

9990 NW 14th Street
Miami, FL 33172
Phone: (786) 621-0521
(786) 364-8215
Fax: (786) 621-1842
Website: www.usophthalmic.com

Diagnostic Aids
Diagnostic Instrumentation 18, 19
Diagnostic Lenses 20
Tonometers 26

Examination Furniture
Chair/Stand Units 28
Examination Chairs 32
Instrument Tables 37

Lensmeters & Gauges
Automatic Lensmeters 46, 47
Lensmeters 49

Pachymeters
Pachymeters 52

Perimeters
Automatic Perimeters 53

Projectors, Screens & Mirrors
Projector Wall Mounts 56
Projectors 57

Refractors
Automatic Refractors 60, 61
Refractors 64

Slit Lamps
Clinical Slit Lamps 73, 74
Slit Lamp Accessories 77, 78

Trial Frames & Lenses
Trial Frames 85, 86

Ultrasound
Biometry 88
Multifunction 88

USAscopes

210 E. Newcombe (Park) Ave.
Pharr, TX 78577
Phone: (956) 783-2148
Email: usascopes@aol.com
Website: www.phoropter-stand.com, www.muisano.net

Examination Furniture
Chair/Stand Units 28
Examination Centers 29
Examination Chairs 32
Instrument Covers 32
Instrument Stands 34
Instrument Tables 37

Lensmeters & Gauges
Lensmeters 49

Microscopes
Surgical Microscopes 50

Projectors, Screens & Mirrors
Projectors 57

Refractors
Automatic Refractors 61
Refraction Systems 62
Refractors 64, 65

Slit Lamps
Clinical Slit Lamps 74
Portable Slit Lamps 76

Trial Frames & Lenses
Trial Frames 86
Trial Lens Sets 87

Veatch Ophthalmic Instruments



See our Ads on Front & Inside Covers
& vertical banner ads throughout book

136 W. Orion Street
Suite 3
Tempe, AZ 85283
Phone: (800) 447-7511
(602) 438-0799
Fax: (480) 838-4934
Email: sales@vo2020.com
Website: www.veatchinstruments.com

Cameras
Specialty Cameras 15

Diagnostic Aids
Diagnostic Instrumentation 19
Pupillometer 24
Tonometers 26

Examination Furniture
Chair/Stand Units 28
Examination Centers 29
Examination Chairs 32
Instrument Covers 32
Instrument Stands 35
Instrument Tables 37

Imaging
Computerized Imaging 40
Corneal Topography 42
Video Imaging 42

Keratometers
Keratometric Instruments 44

Lensmeters & Gauges
Automatic Lensmeters 47
Lensmeters 49
Projection Lensmeters 49

Perimeters
Automatic Perimeters 53

Projectors, Screens & Mirrors
Projectors 57, 58
Screens 58

Refractors
Automatic Refractors 61
Refraction Systems 62, 63
Refractors 65

Screening & Training
Visual Acuity Tests 69

Slit Lamps
Clinical Slit Lamps 74, 75
Video Slit Lamps 79

Trial Frames & Lenses
Trial Lens Sets 87

Manufacturers & Distributors Guide

Walman Instruments

230 Eva St.
St. Paul, MN 55107
Phone: (612) 520-6031
(800) 222-8095
Fax: (800) 637-4041
Website: www.walmaninstruments.com

Examination Furniture
Chair/Stand Units 29
Examination Centers. 29, 30

Earn up to
19 CE
Credits*

NEW TECHNOLOGIES
& TREATMENTS IN
2018 EYE CARE



REVIEW OF OPTOMETRY®
EDUCATIONAL MEETINGS OF CLINICAL EXCELLENCE

ARLINGTON, VIRGINIA NOVEMBER 2-4, 2018

Join *Review of Optometry's* New Technologies & Treatments in Eye Care
November 2-4, 2018, at The Westin Arlington Gateway.

The Westin Arlington Gateway
801 N Glebe Road
Arlington, VA 22203
Phone: (703) 717-6200



Program Chair:
Paul Karpecki, OD, FAO

Faculty:
Doug Devries, OD
Justin Schweitzer, OD
Jeffry Gerson, OD

A limited number of rooms have been reserved at the rate of **\$159/night**. Please book with the hotel directly by calling the number above. Mention "Review of Optometry" for group rate.

THREE WAYS TO REGISTER

ONLINE: www.reviewsce.com/ARLINGTON2018
EMAIL: reviewmeetings@jhihealth.com -or- **CALL:** 866-658-1772

REGISTER ONLINE: WWW.REVIEWSCE.COM/ARLINGTON2018

Administered by
Review of Optometry®



*Approval pending



Review of Optometry® partners with Salus University for those ODs who are licensed in states that require university credit. See event website for up-to-date information.

Product Locator Index

1	104 Piece Trial Lens Set <i>Amcon</i>	86	Belrose Auto Ref/Keratometer Unit Model ARK-520 <i>Belrose</i>	16, 59	ColorDx Standard 24 + Blind Spot Amsler <i>Konan Medical USA, Inc.</i>	66
	1800CB Chair and Stand Combination Unit <i>Essilor Instruments</i>	27	Belrose Beam Splitter Slit Lamp-BELBEAMSPLITTER <i>Belrose</i>	70	ColorDx® CCT HD® Cone-Isolation Contrast Sensitivity <i>Konan Medical USA, Inc.</i>	17
2	2000CH Exam Chair <i>Essilor Instruments</i>	30	Belrose BEL-04900 Welch Allyn Ophthalmoscope Bulb <i>Belrose</i>	16	Compact Touch STS UBM <i>Quantel Medical</i>	13, 18
	2000ST Instrument Stand <i>Essilor Instruments</i>	33	Belrose BIO Universal Wall Power Supply <i>Belrose</i>	16, 21	Compulink EHR-DICOM Image Mgmt System <i>Compulink Business Systems</i>	13
	21st Century Trend Setter System <i>COW Industries</i>	29	Belrose Chair Mover <i>Belrose</i>	27, 29, 30	Compulink EHR-Practice Management-Eyecare Advantage <i>Compulink Business Systems</i>	13
	2500CH Exam Chair <i>Essilor Instruments</i>	30	Belrose Color Panel Test <i>Belrose</i>	16, 66	Contact Lens 1210 <i>Haag-Streit USA</i>	19
3	3D OCT-1 Maestro <i>Topcon</i>	42	Belrose Custom Formica Tops <i>Belrose</i>	35	Contact Lens Measuring Magnifier <i>Belrose</i>	20, 47
	3K Wireless Camera <i>Instruments for Vision</i>	75	Belrose Desk Charger Three Wells <i>Belrose</i>	20	Cornea 550 Corneal Analyzer <i>Essilor Instruments</i>	40
	3M Opticlude <i>Luzerne</i>	80	Belrose Digital Camera Adapter-BELDIGCAMMT <i>Belrose</i>	70	Cotton Tipped Applicators <i>Luzerne</i>	81
	3M Surgical Tape <i>Luzerne</i>	80	Belrose Digital Pupilometer Model Bel-NH-L8 <i>Belrose</i>	24	CP 550 Chart System <i>Essilor Instruments</i>	56
4	4K Eyepiece Cam <i>Instruments for Vision</i>	75	Belrose Exophthalmometer <i>Belrose</i>	68	CP-770 Advanced Automatic Chart Projector <i>Marco</i>	56
A	A-1 Trial Frame <i>S & L Optics</i>	85	Belrose Exophthalmometers <i>Belrose</i>	20	CPWC 05-900 Projection/Fixation Testing Center <i>COW Industries</i>	66
	Access Slide <i>Veatch</i>	28	Belrose Eyepiece <i>Belrose</i>	70	CRK 7000 Digital Refractor/Keratometer <i>Coburn Technologies</i>	43
	Accommodative Flippers <i>Amcon</i>	84	Belrose Front Surface Mirror Set <i>Belrose</i>	55	CS POLA 600 Chart System <i>Essilor Instruments</i>	58
	ACP-8R Chart Projector <i>Topcon</i>	57	Belrose Halogen Battery <i>Belrose</i>	16	CS-15 <i>USAscopes</i>	28, 29, 37, 64
	Adapter for Inclined Eye-piece <i>Haag-Streit USA</i>	77	Belrose Lensmeter Model Bel-101 <i>Belrose</i>	16, 48	CS550 Chart System <i>Essilor Instruments</i>	58
	AIT-16 Automatic Instrument Table <i>Topcon</i>	36	Belrose Model YZ-5F Slit Lamp <i>Belrose</i>	70	CT-80 Computerized Tonometer <i>Topcon</i>	26
	AIT-250W Adjustable Instrument Table <i>Topcon</i>	36	Belrose Model YZ-5FI Slit Lamp <i>Belrose</i>	70	Custom Corrected Curve Trial Lens Set <i>Marco</i>	86
	AIT-350W Adjustable Instrument Table <i>Topcon</i>	36	Belrose Motorized Instrument Table II <i>Belrose</i>	35	CV-5000S Automated Vision Tester <i>Topcon</i>	62
	AIT-650 Ophthalmic Instrument Table <i>Topcon</i>	36	Belrose Multi-Plate <i>Belrose</i>	43	Cylate™ 1.0% <i>Luzerne</i>	22
	AIT-W1 Instrument Table <i>Topcon</i>	36	Belrose Occluders <i>Belrose</i>	67	D	
	AIT-W2 Instrument Table <i>Topcon</i>	36	Belrose Ophthalmic Bulbs <i>Belrose</i>	49, 55	DAS (Digital Acuity System) <i>Instruments for Vision</i>	68
	AKR 550 Auto Kerato-Refractometer <i>Essilor Instruments</i>	59	Belrose Ophthalmic Stool with backrest <i>Belrose</i>	37	DAT 500 T/R/Z Applanation Tonometer <i>Essilor Instruments</i>	24
	AKR 750 Auto Kerato-Refractometer <i>Essilor Instruments</i>	59	Belrose Perimeter Trial Lens Set <i>Belrose</i>	54, 86	Daytona & Daytona plus <i>Optos</i>	14, 45
	AL200 Auto Lensometer® <i>Reichert</i>	46	Belrose Projector Halogen Conversion 'Kit 2000' <i>Belrose</i>	56	DC-4 Digital Camera <i>Topcon</i>	77
	Aladdin Biometer <i>Topcon</i>	41	Belrose Projector Screen <i>Belrose</i>	58	Deluxe Instrument Stands <i>Marco</i>	27
	Alcohol Dispensers <i>Luzerne</i>	80	Belrose Projector Wall Bracket, Desk Mount, Corner Bracket, Unit Mount <i>Belrose</i>	55	Deluxe Trial Lens Set <i>Topcon</i>	87
	Alcohol Pads <i>Luzerne</i>	80	Belrose Trial Frame <i>Belrose</i>	84	Diagnostic and Laser Lens EDL-78D <i>U.S. Ophthalmic</i>	77
	Algerbrush <i>Luzerne</i>	82	Belrose Universal Chin Rest Tissues <i>Belrose</i>	76	Diagnostic Lens EDL-20D <i>U.S. Ophthalmic</i>	78
	ALM 500 Auto-Lensmeter <i>Essilor Instruments</i>	46	Belrose Universal Instrument Covers <i>Belrose</i>	32	Digital Acuity Plus LED Acuity Tester <i>Luneau Technology USA</i>	55
	ALM 700 Auto-Lensmeter <i>Essilor Instruments</i>	46	Belrose-BEL03800 Bulb for W/A Panoptic Ophthalmoscope <i>Belrose</i>	16	Digital Corneal Pupilometer <i>Stereo Optical</i>	18
	Amcon Dry Eye Test (DET) <i>Amcon</i>	22	Belrose-BEL08200 Welch Ally Retinoscope Bulb <i>Belrose</i>	16	Digital Corneal Reflection Pupilometer <i>Luzerne</i>	17
	Amcon Fluorescein GloStrips - 0.6mg <i>Amcon</i>	22	Belrose-BEL1911P7034 Keeler Ophthalmoscope Bulb <i>Belrose</i>	16	Digital Lensmeter CLM-9000 <i>Coburn Technologies</i>	48
	Amcon Fluorescein GloStrips - 1.0mg <i>Amcon</i>	22	BI 900® LED Slit Lamp <i>Haag-Streit USA</i>	71	Digital Lensmeter ELM-9000A <i>U.S. Ophthalmic</i>	46
	Amcon Rose Bengal Glostrips <i>Amcon</i>	16	Binocular Indirect Ophthalmoscope <i>Amcon</i>	16	Digital Lensmeter ELM-9000C <i>U.S. Ophthalmic</i>	47
	Amcon Solar-Roliz™ <i>Amcon</i>	22	Borish Vectographic Nearpoint Card II <i>Stereo Optical</i>	68	Digital Lensmeter GLM-8000 <i>U.S. Ophthalmic</i>	49
	Amcon Tear Flow Test Strips <i>Amcon</i>	22	BP 900® LED Slit Lamp <i>Haag-Streit USA</i>	79	Digital PD Meter (Pupilometer) <i>Amcon</i>	24
	Amphyl Spray™ <i>Luzerne</i>	80	BRAVO Chair <i>Marco</i>	30	Digital Refractor CDR-9000 <i>Coburn Technologies</i>	63
	Angio Digital Pak/Angio Pak <i>Luzerne</i>	17	Brightness Acuity Tester (BAT) <i>Marco</i>	18	Direct Ophthalmoscope <i>Amcon</i>	16
	Anterior-segment Camera <i>TelScreen</i>	42	C		Distance Randot® Stereotest <i>Stereo Optical</i>	68
	AO Radiuscope <i>Belrose</i>	47	CA-800 Corneal Analyzer <i>Topcon</i>	41	DRI OCT Triton Series <i>Topcon</i>	42
	APH 550 Automatic Phoropter <i>Essilor Instruments</i>	59	California <i>Optos</i>	14, 39	Drug and Tissue Caddy 080 <i>Luzerne</i>	33
	Applanation Tonometer <i>Amcon</i>	76	Cannula <i>Luzerne</i>	82	Drug and Tissue Caddy 313 <i>Luzerne</i>	33
	Applanation Tonometer TN-180B <i>U.S. Ophthalmic</i>	26	Cases for Tripods, Bi-Pod, Phoroptors® and most other Ophthalmic Instruments and Microscopes <i>USAscopes</i>	34	DS550 Slit Lamp Imaging <i>Essilor Instruments</i>	75
	ARK-1s <i>Marco</i>	59	CAX Bulb <i>Amcon</i>	55	Dust Covers <i>Luzerne</i>	32
	Auto Refractor/ Lensometer Paper <i>Luzerne</i>	17	CBWC 20-331W Wall Mounted Indirect <i>COW Industries</i>	22	DVS Digital Video System <i>Lombart Instrument</i>	42
	Auto Refractor/Keratometer CRK-9000 <i>Coburn Technologies</i>	59	CDR 7000 Digital Refractor <i>Coburn Technologies</i>	63	E	
	AutoMosaic Non-Mydriatic Software <i>Topcon</i>	40	CellCheck D D+ <i>Konan Medical USA, Inc.</i>	15, 40, 42	Eclipse Room Light System <i>Reliance Medical Products</i>	33
	AVISO A/B <i>Quantel Medical</i>	18	CellChek Specular Microscope <i>Konan Medical USA, Inc.</i>	15	Economy Occluder <i>Amcon</i>	67
B	B&L Model 70 Vertometer <i>Belrose</i>	48	CellChek® Specular Microscopes <i>Konan Medical USA, Inc.</i>	17	Encore Series Chairs <i>Marco</i>	30
	Balanced Salt Solution <i>Luzerne</i>	81	Chair Glide <i>Walman Instruments</i>	29, 29	Encore Stand <i>Marco</i>	27
	Basic Trial Lens Set <i>Amcon</i>	86	Chair Mover <i>Walman Instruments</i>	30	EPIC Refraction Workstation <i>Marco</i>	61
	Beam Splitter-Slit Lamp MGH-12 <i>S & L Optics</i>	77	Chin Rest Papers <i>Luzerne</i>	77	ER-11 Slit Lamp <i>TelScreen</i>	72
	Belrose Applanation Tonometer <i>Belrose</i>	24	Cidex Plus, Metricide, Tono-cide <i>Luzerne</i>	81	Ergonomic Handle Occluder <i>Amcon</i>	67
	Belrose Applanation Tonometer B-870 <i>Belrose</i>	24, 76	Cilia (Forceps) <i>Luzerne</i>	82	Everlight Chart Projector <i>Marco</i>	56
			CIT 4000 Compact Instrument Table <i>Coburn Technologies</i>	35	EvokedX Next Generation icVEP+ ERG <i>Konan Medical USA, Inc.</i>	17
			CL-300 Computerized Lensmeter <i>Topcon</i>	46	EvokedX® NextGen Visual Electrophysiology System <i>Konan Medical USA, Inc.</i>	17
			ClearChart® 2 Digital Acuity System <i>Reichert</i>	55	Exam Stand ERU-2600 Stand <i>U.S. Ophthalmic</i>	28
			Color Mapping with Contact Lens Fitting <i>Topcon</i>	42	EXAM-5000 Refraction System <i>Topcon</i>	62
			ColorDx Expanded Color Vision Diagnostics (Software) <i>Konan Medical USA, Inc.</i>	66		
			ColorDx Pediatric 15 CVTME PIP <i>Konan Medical USA, Inc.</i>	66		

Product Locator Index

Examination Gloves <i>Luzerne</i>	81
Exophthalmometer <i>Pacific Ophthalmic Supply</i>	20
Eye & Face Packs <i>Luzerne</i>	82
Eye Charts <i>Luzerne</i>	67
Eye Pads (Sterile, Individually Wrapped) <i>Luzerne</i>	81
Eye Shields (Metal) <i>Luzerne</i>	80
Eye Shields (Plastic) <i>Luzerne</i>	80
Eye Shields (Tape-Free) <i>Luzerne</i>	80
Eye Stretcher EOT-2600 <i>U.S. Ophthalmic</i>	28
EyeKinetix® Objective Pupillography (RAPD Assessment) <i>Konan Medical USA, Inc.</i>	17
Eye-Pak Complete Emergency Eye Exam Kit <i>USAscopes</i>	28, 34, 64, 76
EyeRes Slit-Lamp Digital Imaging System by TelScreen <i>TelScreen</i>	39
EyeRes-SL Slit Lamp <i>TelScreen</i>	77
EyeSuite™ Software Analysis <i>Haag-Streit USA</i>	13
Eyetek Retinal Camera Upgrade Adapters with Retinaphile <i>Advanced Software Instruments for Vision</i>	14
EZ Capture Software <i>Topcon</i>	40
EZ Lite 2 <i>Topcon</i>	40
EZ Tiit Chair <i>Marco</i>	30
EZ-200 Advance Automatic Lens Analyzer <i>Topcon</i>	46
Ezer – Auto Refractor Keratometer – ERK-5400 <i>U.S. Ophthalmic</i>	60
Ezer – Auto Refractor Keratometer – ERK-9000 <i>U.S. Ophthalmic</i>	61
Ezer – Chart Projector – ECP-5400 <i>U.S. Ophthalmic</i>	57
Ezer – Digital Chart LCD Panel – EDC-2600 <i>U.S. Ophthalmic</i>	18
Ezer – Digital Chart LCD Panel Polarized – EDC-2600P <i>U.S. Ophthalmic</i>	18
Ezer – Digital Refractor – EDR-9000 <i>U.S. Ophthalmic</i>	61, 64
Ezer – Manual Refractor – ERF-5200 <i>U.S. Ophthalmic</i>	64
Ezer - Projection Perimeter – EPR-2600 <i>U.S. Ophthalmic</i>	53
Ezer - Projection Perimeter – EPR-3600 <i>U.S. Ophthalmic</i>	53
Ezer Diagnostic and Laser Lens EDL-90D <i>U.S. Ophthalmic</i>	78
Ezer Diagnostic Lens EDL-20D <i>U.S. Ophthalmic</i>	78
Ezer Eye Stretcher EOT-1800 <i>U.S. Ophthalmic</i>	28
Ezer Motorized Stretcher EOT-3600 <i>U.S. Ophthalmic</i>	78
Ezer Slit Lamp Microscope ESL-1200 <i>U.S. Ophthalmic</i>	73
Ezer Slit Lamp Microscope ESL-700 <i>U.S. Ophthalmic</i>	73
F	
Face the Patient Desk <i>COW Industries</i>	29
Facial Tissue <i>Luzerne</i>	81
Farnsworth D15 Dichotomous Color Test <i>Amcon</i>	66
FHE310 Frame Warmer <i>Essilor Instruments</i>	47
Fluacaine™ <i>Luzerne</i>	22
Fluoresoft™ 0.35% <i>Luzerne</i>	22
Flurox™ <i>Luzerne</i>	22
Foreign Body Removal Kit <i>Luzerne</i>	82
Foreign Body Spud <i>Luzerne</i>	82
Framed & Unframed Screens <i>COW Industries</i>	58
Full Diameter Trial Lens Set <i>Topcon</i>	87
Functional Vision Analyzer™ Stereo Optical	18, 69
Fundus Glass 901 <i>Haag-Streit USA</i>	19
Fundus Module 300 <i>Haag-Streit USA</i>	39
G	
Gauze Pads <i>Luzerne</i>	81
Gemini Lensmeter <i>Veatch</i>	49, 49
Gilras Biometer + Pachymeter GRU-5000AP <i>U.S. Ophthalmic</i>	88
Gilras Biometer GRU-5000A <i>U.S. Ophthalmic</i>	88
Gilras Pachymeter GRU-5000P <i>U.S. Ophthalmic</i>	52
Ginger Filter <i>TelScreen</i>	20
Glaucoma Glasses 902/902S <i>Haag-Streit USA</i>	19
Goldmann Applanation Tonometer <i>Haag-Streit USA</i>	24
Goniosoft™ <i>Luzerne</i>	22

H	
Haag-Streit BA 904® Slit Lamp <i>Haag-Streit USA</i>	71
Haag-Streit BM 900® LED Slit Lamp <i>Haag-Streit USA</i>	71
Haag-Streit BX 900® Slit Lamp <i>Haag-Streit USA</i>	75
Hagg-Streit BQ 900® LED Slit Lamp <i>Haag-Streit USA</i>	71
HCP 7000 Chart Projector <i>Coburn Technologies</i>	56
HDC 7000 Digital Chart Software <i>Coburn Technologies</i>	68
HDC 9000N Digital HD Chart <i>Coburn Technologies</i>	68
HDC 9000PF (with Polarized Filter) Digital HD Chart <i>Coburn Technologies</i>	68
HDR 7000 Digital Refractor <i>Coburn Technologies</i>	63
HDR 9000 Digital Refractor <i>Coburn Technologies</i>	63
Heavy Duty Cases: for Tripods, Bi-Pods, Phoroptors, Auto Refractors, & most other Ophthalmic Instruments and Microscopes <i>USAscopes</i>	34
HLM 7000 Digital Lensmeter <i>Coburn Technologies</i>	48
HLM 9000 Auto Lensmeter <i>Coburn Technologies</i>	46
Homatropine <i>Luzerne</i>	22
HRK 7000A Auto Refractor/Keratometer <i>Coburn Technologies</i>	43
HRK 8000A Auto Refractor/Keratometer <i>Coburn Technologies</i>	43
HRK 9000A Auto Ref/Keratometer <i>Coburn Technologies</i>	59
HRT 7000 Advanced Examination Center <i>Coburn Technologies</i>	29
HS 5000 Tower Illumination Type Slit Lamp <i>Coburn Technologies</i>	78
HS 5500 Integrated Illumination Type Slit Lamp <i>Coburn Technologies</i>	78
HS 7000 Tower Illumination Type Slit Lamp <i>Coburn Technologies</i>	78
HS 7500 Integrated Illumination Type Slit Lamp <i>Coburn Technologies</i>	78
I	
IBEX LED HD SLIT LAMP <i>Trevi Technology</i>	76, 79
IBEX LED Wireless B.I.O. <i>Trevi Technology</i>	18
Icare HOME <i>Icare USA</i>	24
Icare ic100 <i>Icare USA</i>	24
idoc® Digital Imaging System <i>Marco</i>	39
Illuminated RT-700 Refractor <i>Marco</i>	63
Illuminated Rx Master Phoropter® Refracting Instrument <i>Reichert</i>	62
IM 600® Imaging Module <i>Haag-Streit USA</i>	39
IM 900® Imaging Module <i>Haag-Streit USA</i>	39
IMAGeNet 6 <i>Topcon</i>	40
IMAGeNet EZ Lite™ Software <i>Topcon</i>	40
IMAGeNet® 5 Digital Imaging System <i>Topcon</i>	40
Inclined Binoculars <i>Marco</i>	77
InSight Visual Acuity System <i>Veatch</i>	57, 58, 69
Instrument Covers <i>Veatch</i>	32
Instrument Soaking Tray <i>Luzerne</i>	81
Instrument Soaking Trays w/ Removable Basket <i>Luzerne</i>	81
Instrument Starter Kit <i>Luzerne</i>	82
Instrument Sterilizing Storage Tray <i>Luzerne</i>	82
IR Camera <i>TelScreen</i>	15
Irrigating Solution™ <i>Luzerne</i>	23
IS-5500 Instrument Stand <i>Topcon</i>	33
Ishihara Color Test Book by Belrose <i>Belrose</i>	66
Ishihara Color Test by Belrose <i>Belrose</i>	66
Ishihara Test Chart Book <i>Amcon</i>	66
J	
Jackson Cross Cylinder Test <i>Belrose</i>	84
Jackson Cross Cylinders <i>Amcon</i>	84
Jeweler's #1 (Forcep) <i>Luzerne</i>	82
Jeweler's #3 (Forcep) <i>Luzerne</i>	82
Jeweler's #5 (Forcep) <i>Luzerne</i>	82

Jeweler's #7 (Forcep) <i>Luzerne</i>	82
K	
Keratometer I <i>Marco</i>	43
KR-1 Auto Kerato-Refractometer <i>Topcon</i>	60
KR-1W Wavefront Analyzer <i>Topcon</i>	42, 60
KR-800 Auto Kerato-Refractometer <i>Topcon</i>	60
KR-800PA <i>Topcon</i>	60
KR-800S Auto Refractor w/ Subjective Testing <i>Topcon</i>	60
L	
Lacrimal Dilator <i>Luzerne</i>	82
Lamp Assembly <i>Belrose</i>	33
Large Patient Headrest <i>Marco</i>	77
LASIK Duo-Shield Bilateral LASIK Protection <i>Luzerne</i>	80
Lasik Marker Pads <i>Luzerne</i>	82
Lasik Surgical Kit <i>Luzerne</i>	23, 82
LED Raylite Hand Magnifiers <i>Luzerne</i>	21
Lensmeter 101 <i>Marco</i>	48
Lensmeter HLM-1 <i>Coburn Technologies</i>	48
LENSTAR LS 900® <i>Haag-Streit USA</i>	51
Lidocaine™ (Topical) <i>Luzerne</i>	23
Line Reader Magnifier <i>Luzerne</i>	21
Lissamine Green Strips <i>Luzerne</i>	23
LM-1200 <i>Marco</i>	46
LM-1800P/1800PD <i>Marco</i>	46
LM-600/600P/600PD Automatic Lensmeters <i>Marco</i>	46
LM-8 Lensmeter <i>Topcon</i>	48
Lombart CS-5 Chair and Stand <i>Lombart Instrument</i>	27
Lombart CVS Essential <i>Lombart Instrument</i>	56
Lombart CVS Micro PC Acuity System <i>Lombart Instrument</i>	56
Lombart CVS121 Acuity System <i>Lombart Instrument</i>	56
Lombart Dual Lift Three Position Instrument Table <i>Lombart Instrument</i>	36
Lombart Dual Lift Two Position Instrument Table <i>Lombart Instrument</i>	36
Lombart Electric Table <i>Lombart Instrument</i>	36
Lombart Metal Trial Frame <i>Lombart Instrument</i>	84
Lombart Refraction Desk <i>Lombart Instrument</i>	36
Lombart Trial Lens Set <i>Lombart Instrument</i>	86
LongLife™ Project-O-Chart® <i>Reichert</i>	57
Lorgnette Multiple Pinhole Occluder <i>Amcon</i>	67
LT-07 Portable Phoropter Stand <i>USAscopes</i>	34, 62
Luneau Horizontal Prism Bar <i>Amcon</i>	84
Luneau Vertical Prism Bar <i>Amcon</i>	84
Luxvision – Cylinder Lens Set – TL-68 (-) Cylinder <i>U.S. Ophthalmic</i>	20
Luxvision – Cylinder Lens Set – TL-68 (+) Cylinder <i>U.S. Ophthalmic</i>	20
Luxvision – Fix Trial Frame PD Scales – TF-20 <i>U.S. Ophthalmic</i>	85
Luxvision – Projector Stand – SP-CCP <i>U.S. Ophthalmic</i>	56
Luxvision – Projector Stand Wall Mount – SP-CCPW <i>U.S. Ophthalmic</i>	56
Luxvision – Trial Frame – TF-50 <i>U.S. Ophthalmic</i>	85
Luxvision – Trial Frame – TF-70 <i>U.S. Ophthalmic</i>	85
Luxvision – Trial Lens Set – TL-266 <i>U.S. Ophthalmic</i>	86
M	
M.I.O Bulb 2.5 Volts <i>Belrose</i>	55
M3 <i>Marco</i>	60
M700 Automatic Perimeter <i>Essilor Instruments</i>	75
Manual Lensmeter with External Readings - LM-700 <i>U.S. Ophthalmic</i>	49
Manual Lensmeter with External Readings LM-190 <i>U.S. Ophthalmic</i>	49
Manual Lensmeter with Internal Reading LM-200 <i>U.S. Ophthalmic</i>	47
MAP-3 Auto-Projector <i>USAscopes</i>	57

Product Locator Index

MAR-3 Auto-Refractor <i>USAscopes</i>	61
MaximEyes EHR and Practice Management Software <i>First Insight</i>	13
MC-4S 3D Mirror Chart <i>Topcon</i>	57
Micro Color Video Camera—VAO <i>S & L Optics</i>	83
Mirror Sets <i>COW Industries</i>	55
ML1 Manual Lensometer <i>Reichert</i>	48
MLM200US Lensmeter <i>Essilor Instruments</i>	48
MML-3 Lensmeter <i>USAscopes</i>	49
Model 30 Pneumatometer <i>Reichert</i>	25
Molded Surgical Mask <i>Luzerne</i>	81
Morrell Phoropter Spring Arm <i>USAscopes</i>	34, 62
Morrell Portable Tripod T-01 <i>USAscopes</i>	34
Motor Table <i>Belrose</i>	35
Motor Table—Curve Top <i>Belrose</i>	35
Motorized Electric Table ET-175 <i>U.S. Ophthalmic</i>	37
Motorized Electric Table ET-185 <i>U.S. Ophthalmic</i>	37
Motorized Exam Chair ERU-2600 Chair <i>U.S. Ophthalmic</i>	32
Motorized Exam Chair ERU-5200 Chair <i>U.S. Ophthalmic</i>	32
Motorized Table <i>Amcon</i>	29
MSL-3 Slit Lamp <i>USAscopes</i>	74
MTF-3 Trial Frame <i>USAscopes</i>	86
MTL Trial Frame <i>Marco</i>	84
MTL-3 Trial Lens Set <i>USAscopes</i>	87
Murocoll 2™ <i>Luzerne</i>	23
MVT-3 Refractor <i>USAscopes</i>	64
Mydral™ <i>Luzerne</i>	23

N

NCI Vision Systems Snellen Software <i>S & L Optics</i>	13, 18, 68
Neofrin™ 2.5% <i>Luzerne</i>	23
New Belrose BEL360H Battery <i>Belrose</i>	16
New Belrose BEL4474020400 <i>Belrose</i>	70
New Belrose Halogen Battery model BEL72300 <i>Belrose</i>	16
New Belrose Hand Held Slit Lamp Model BEL-SLRV <i>Belrose</i>	70
New Belrose M.I.O Bulb # Bel-12047 <i>Belrose</i>	22
New Belrose Pre-Test Power Table-BEL-TBS1000 <i>Belrose</i>	35
New Belrose Refractor Model 2011M (Minus Cylinder) or 2011P (Plus Cylinder), color black <i>Belrose</i>	63
New Belrose Slit Lamp Model BEL-SLR5Z <i>Belrose</i>	70
Nexy® Robotic Retinal Imaging <i>Konan Medical USA, Inc.</i>	14
Non-Contact Lens 81D <i>Haag-Streit USA</i>	19
NT-510 Non-Contact Tonometer <i>Marco</i>	25

O

OC-2200 Signature Series Chair <i>Topcon</i>	31
OC-2300 Signature Series Chair <i>Topcon</i>	32
OC-2400 Signature Series Power Tilt Chair <i>Topcon</i>	32
Occluder for Vision Testing <i>Luzerne</i>	67
Occushields <i>Luzerne</i>	80
Octopus 600 <i>Haag-Streit USA</i>	53
Octopus 900 Universal Perimeter <i>Haag-Streit USA</i>	53
Ocu-Film®+ Tip Covers <i>Reichert</i>	25
Ocular Response Analyzer G3 <i>Reichert</i>	25
OCULUS Adult Half Eye Trial Frame <i>Oculus</i>	85
OCULUS Binocular Loupes <i>Oculus</i>	21
OCULUS Binoptometer® 4P <i>Oculus</i>	68
OCULUS Centerfield® 2 Perimeter <i>Oculus</i>	53
OCULUS Corvis® STL Tono/Pachymeter <i>Oculus</i>	52
OCULUS Easyfield® Perimeter <i>Oculus</i>	53
OCULUS Easygraph Topographer <i>Oculus</i>	41
OCULUS Easyloupe® Titan <i>Oculus</i>	21
OCULUS Keratograph® 4 Topographer <i>Oculus</i>	41
OCULUS Keratograph® 5M Topographer <i>Oculus</i>	41
OCULUS PARK 1® <i>Oculus</i>	60
Oculus Pentacam® AXL <i>Oculus</i>	39, 41, 42
OCULUS Pentacam®/ Pentacam® HR <i>Oculus</i>	39, 41, 42
OCULUS Slit Lamp SL-IC5 <i>Oculus</i>	71
OCULUS Slit Lamp SL-IC5 with ImageCam® 2 <i>Oculus</i>	75, 79

OCULUS Universal Trial Frame UB 6 <i>Oculus</i>	85
OCULUS Universal Trial Frame UB 3 <i>Oculus</i>	85
OCULUS Universal Trial Frame UB 4 <i>Oculus</i>	85
Ocusoft Dry Eye Kit <i>Luzerne</i>	80
Ocusoft Lid Scrub for LASIK <i>Luzerne</i>	81
Odyssey Parasol Insertion Instrument <i>Luzerne</i>	80
Odyssey Parasol Plus Punctual Occluders (Sterile) <i>Luzerne</i>	80
Odyssey Parasol Punctual Occluders (Non-Sterile) <i>Luzerne</i>	80
Odyssey Parasol Punctual Occluders (Sterile) <i>Luzerne</i>	80
OIWC 01-002 Indirect Control Center <i>COW Industries</i>	22
OM-4 Ophthalmometer <i>Topcon</i>	44
OMS-90 Operation Microscope <i>Topcon</i>	50
OOS-400 Ophthalmic Patient Stool <i>Topcon</i>	38
OPD Scan III <i>Marco</i>	60
OPH500H Professional Ophthalmoscope (Head Only) <i>Essilor Instruments</i>	21
OPH700H Specialist Ophthalmoscope (Head Only) <i>Essilor Instruments</i>	21
Ophthalmic Practitioner Stools <i>Topcon</i>	38
Ophthalmic Drug Caddy <i>Luzerne</i>	33
Ophthalmic Pharmaceutical Tray <i>Luzerne</i>	80
OPTEC PLUS Digital Vision Screener <i>Stereo Optical</i>	69, 69
OPTEC PLUS PG Digital Vision Screener <i>Stereo Optical</i>	67
Optec® 5000/5500 (P) Vision Testing Screeners <i>Stereo Optical</i>	69
Optivisor <i>Luzerne</i>	21
Ora Serrata One Mirror Glass 904 <i>Haag-Streit USA</i>	19
Orion Workstation <i>Marco</i>	33

P

PAL-ID <i>Luzerne</i>	17
Palm AR/ARK <i>Marco</i>	60
Parcaine™ <i>Luzerne</i>	23
Patient Armrest Support <i>Topcon</i>	23
Patient Viewing Mirror <i>Ophthalmic Brokers</i>	55
PC-50S LCD Chart <i>Topcon</i>	57
PDM PD Meter <i>Reichert</i>	18
PDR-7000 Digital Refractor <i>Veatch</i>	61, 62, 65
Penlights <i>Luzerne</i>	80
Phoropter Case <i>USAscopes</i>	32, 64
Phoropter Wall Mount <i>USAscopes</i>	28, 32, 32, 34, 64
Phoropter Wall Mount 12" Extension <i>USAscopes</i>	28, 32, 32, 34, 64
Phoropter VRx <i>Reichert</i>	62
Pocket II Precision Pachymeter <i>Quantel Medical</i>	52
Portable Bi-Pods (Phoropter Stand) - 100% Wheel Chair Accessible <i>USAscopes</i>	34
Portable Motorized Phoropter Stand <i>USAscopes</i>	28, 34, 64
Portable Table Clamp Stand with Case <i>USAscopes</i>	28, 34, 65
Post-Mydratic Spectacles <i>Amcon</i>	22
Potec PLC-8000 Visual Acuity System <i>Veatch</i>	69
Potec PLM-8000 Auto Lensmeter <i>Veatch</i>	47
Potec PRK-8000 <i>Veatch</i>	44, 61
PreView LCD Acuity Device <i>Marco</i>	58
PRI0 Computer Vision Diagnostic Instrument <i>Luzerne</i>	17
Prism Exophthalmometer <i>Marco</i>	20
Projection/Fixation Testing Center <i>COW Industries</i>	55
Projector Slides <i>Amcon</i>	56
<i>Belrose</i>	56
<i>Stereo Optical</i>	69
PSL Portable Slit Lamp <i>Reichert</i>	76
PSL500 Portable Slit Lamp <i>Essilor Instruments</i>	76
PT100 Portable Non-Contact Tonometer <i>Reichert</i>	25
PTS 1000 Automated Perimeter <i>Veatch</i>	53
Pupillometer EPD-1800 <i>U.S. Ophthalmic</i>	19
Pupillometer EPD-2600 <i>U.S. Ophthalmic</i>	19
Pupillometer GR-4 <i>U.S. Ophthalmic</i>	19
Pupillometer GR-4C <i>U.S. Ophthalmic</i>	19

R

RAWC 08-000 Screentest II <i>COW Industries</i>	66
RAWC 09-000 Fixation Toy Dog House <i>COW Industries</i>	66
Rechargeable Batteries <i>Luzerne</i>	18
Reichert® 7 Auto Tonometer <i>Reichert</i>	25
Reichert® 7CR Auto Tonometer + Corneal Response Technology <i>Reichert</i>	25
Reliance Model 520 Chair <i>Reliance Medical Products</i>	30
Reliance Model 7900 Instrument Stand <i>Reliance Medical Products</i>	18
Reliance® 4200 Series Pneumatic Stools <i>Reliance Medical Products</i>	37
Reliance® 5300 Series Pneumatic Stools <i>Reliance Medical Products</i>	37
Reliance® Model 2000 Chair for Laser Procedures <i>Reliance Medical Products</i>	30
Reliance® Model 3000 Chair <i>Reliance Medical Products</i>	30
Reliance® Model 6200 Chair <i>Reliance Medical Products</i>	30
Reliance® Model 7000 Chair <i>Reliance Medical Products</i>	30
Reliance® Model 980 Chair <i>Reliance Medical Products</i>	31
Reliance® Model FX-920 Power Tilt Chair™ <i>Reliance Medical Products</i>	31
Reliance® Models 7000 and 710 Premiere Exam and Procedure Chairs <i>Reliance Medical Products</i>	31
Reliance® XOMA™ Exam Room System <i>Reliance Medical Products</i>	31
Remote Slit Lamp Controller <i>COW Industries</i>	76
ReSeeVit™ 5Z Video Ready Slit Lamp <i>Veatch</i>	74
ReSeeVit™ 5Z Video Slit Lamp <i>Veatch</i>	79
ReSeeVit™ Antares Topographer <i>Veatch</i>	42
ReSeeVit™ elite HR Digital Camera <i>Veatch</i>	15, 42
ReSeeVit™ elite HR Digital Imaging System <i>Veatch</i>	75
ReSeeVit™ elite HR Video Ready Slit Lamp (Veatch) <i>Veatch</i>	75
ReSeeVit™ Evolution Digital Imaging Upgrade Package <i>Veatch</i>	40
RET500H Professional Combi Retinoscope (Head Only) <i>Essilor Instruments</i>	24
RETeval® Hand-Held, Full-Field Visual Electrophysiology System <i>Konan Medical USA, Inc.</i>	17
RETINA 400 Fundus Camera <i>Essilor Instruments</i>	42
Retinaphile Imaging Software <i>Instruments for Vision</i>	13
Retinoscopy Rack Set <i>Pacific Ophthalmic Supply</i>	84
Retinoscopy Racks <i>Amcon</i>	84
RIGHTON 14D Examination Lens <i>S4OPTIK</i>	20
RIGHTON 20D Examination Lens <i>S4OPTIK</i>	20
RIGHTON 78D Examination Lens <i>S4OPTIK</i>	20
RIGHTON 90D Examination Lens <i>S4OPTIK</i>	20
RIGHTON MW-50D Digital Slit Lamp <i>S4OPTIK</i>	79
RIGHTON MW-50D Slit Lamp <i>S4OPTIK</i>	72
RIGHTON REMOTE VISION II Computerized Refractor <i>S4OPTIK</i>	64
RIGHTON RETINOMAX K-PLUS3 Hand-Held Autorefractor/ Keratometer <i>S4OPTIK</i>	60
RIGHTON RETINOMAX-3 Hand-Held Autorefractor <i>S4OPTIK</i>	60
RIGHTON SPEEDY-K2 Autorefractor/Keratometer <i>S4OPTIK</i>	60
RIGHTON-SL-MW-50D-CAMERA <i>S4OPTIK</i>	79
RM-800 Auto Refractometer <i>Topcon</i>	60
Rose Bengal Strips <i>Luzerne</i>	23
Round Soaking Tray (3") <i>Luzerne</i>	81

S

S & L Retinoscopy Racks <i>S & L Optics</i>	18, 84
S & L Trial Set P91 <i>S & L Optics</i>	54, 86
S4OPTIK 1000CB Combo Chair & Stand <i>S4OPTIK</i>	27
S4OPTIK 1000CH Examination Chair <i>S4OPTIK</i>	31
S4OPTIK 1600ST Instrument Stand <i>S4OPTIK</i>	33
S4OPTIK 1800CB Combo Chair & Stand <i>S4OPTIK</i>	27
S4OPTIK 1800CH Examination Chair <i>S4OPTIK</i>	31
S4OPTIK 2000CB Combo Chair & Stand <i>S4OPTIK</i>	27
S4OPTIK 2000CH Examination Chair <i>S4OPTIK</i>	31
S4OPTIK 2000ST Instrument Stand <i>S4OPTIK</i>	33



THE RICK BAY FOUNDATION

for Excellence in Eyecare Education

www.rickbayfoundation.org

Support the Education of Future Healthcare & Eyecare Professionals



About Rick

Rick Bay served as the publisher of *The Review* Group for more than 20 years.



To those who worked for him, he was a leader whose essence was based in a fierce and boundless loyalty.


To those in the industry and the professions he served, he will be remembered for his unique array of skills and for his dedication to exceeding the expectations of his customers, making many of them fast friends.

Scholarships are awarded to advance the education of students in both ***Optometry*** and ***Ophthalmology***, and are chosen by their school based on qualities that embody Rick's commitment to the profession, including integrity, compassion, partnership and dedication to the greater good.

Interested in being a partner with us?

Visit www.rickbayfoundation.org

(Contributions are tax-deductible in accordance with section 170 of the Internal Revenue Code.)



THE RICK BAY FOUNDATION®
for Excellence in Eyecare Education

(The Rick Bay Foundation for Excellence in Eyecare Education is a nonprofit, tax-exempt organization under section 501(c)(3) of the Internal Revenue Code.)

Diagnostic - Software

Compulink EHR-DICOM Image Mgmt System

Compulink Healthcare Solutions



With over 33 years of experience, Compulink is proud to be a recognized leader in Optometric EHR and Practice Management solutions. Used by more ODs and 17 Colleges of Optometry, Compulink's OneTab™ EHR allows providers to document an entire exam from a single screen. Our 2015 ONC Certified all-in-one EHR solution also includes Practice Management, RCM, Optical POS & Inventory management, Patient Engagement, Data Analytics and Telehealth capabilities. Offering the industry's only 1-hour support response guarantee, our solutions are designed to help improve efficiency and practice profitability. To schedule your personalized demonstration, call 800-456-4522 or visit www.compulinkadvantage.com.

Contact Compulink Healthcare Solutions for current pricing.

EyeSuite™ Software Analysis Haag-Streit USA

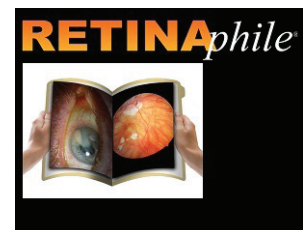


EyeSuite for Imaging from Haag-Streit raises the bar on what is possible for diagnostic perimetry software in a networked environment.

Designed specifically to easily integrate with your existing network and EMR systems: EyeSuite Connects!

- Long-term storage and data analysis on separate PC
 - Networkable (no additional charges for viewing station software)
 - Real-time interactive access to individual field visits allow you to choose what you trend at the touch of a button
 - Series display for excellent patient education
 - Choose between an Octopus 7-in-1 printout or HFA style printout
 - Advanced forms of Glaucoma Progression Analysis (Global, Cluster and Polar Trend)
 - Import your existing HFA (700 series) data
 - Optional DICOM module
- Contact Haag-Streit USA for current pricing.

Retinaphile Imaging Software Instruments for Vision



Retinaphile image capture software has evolved into one of the most popular, affordable image capture software available. We can

seamlessly capture any image capture system that uses Canon DSLR cameras and Twain compliant cameras. We can import any image created by other means of capture and database those images by name and date. We also have a library of editing tools to improve your photos. Free review software included. \$895.00

NCI Vision Systems Snellen Software S & L Optics



Snellen Acuity Software which comes on a flash drive. You can load it on any computer or we can supply an all in one monitor/computer with the software pre-loaded. This is a turn-key system. Mount the unit on the wall with the mounting bracket included - plug it in and you are up and running as the snellen software will load automatically! Several different versions are available for the software so inquire which one would be best for you. What you will get: a quality Dell computer with a three year warranty and on site service. NCI support and flash drive backup. The supplied software loaded on the flash drive serves as an instant backup in any Windows XP, VISTA, Windows 7, 8 or 8.1 computer so your exam lane will be up and running again in minutes. The software does not have to be installed on the computer and may be run directly from the flash drive! What you won't get is a no-name computer or cheap OEM product or a Send It Back and Hope You Get Service and No Backup. NCI software has been sold since 2003 and have thousands of installations in clinics around the world. All standard tests are included.

Inquire about current pricing at 714.777.7740 or email us at sloptics@aol.com

Diagnostic - Systems

Compact Touch STS UBM

Quantel Medical



Quantel Medical introduces The Compact Touch STS UBM: the portable ultrasonic biomicroscope for imaging the eye from the cornea to the lens. In comparison to optical technologies, ultrasound can travel through the opaque media and pigmented tissues to produce high quality images of ocular structures, especially behind the iris. The angle, ciliary bodies, crystalline lens and IOL are easily visualized with The Compact Touch UBM.

Contact Quantel Medical for current pricing 877-782-6835 or promos@quantelusa.com

Practice Management - Software

Compulink EHR-Practice Management-Eyecare Advantage Compulink Healthcare Solutions



With over 33 years of experience, Compulink is proud to be a recognized leader in Optometric EHR and Practice Management solutions. Used by more ODs and 17 Colleges of Optometry, Compulink's OneTab™ EHR allows providers to document an entire exam from a single screen. Our 2015 ONC Certified all-in-one EHR solution also includes Practice Management, RCM, Optical POS & Inventory Management, Patient Engagement, Data Analytics and Telehealth capabilities. Offering the industry's only 1-hour support response guarantee, our solutions are designed to help improve efficiency and practice profitability. To schedule your personalized demonstration, call 800-456-4522 or visit www.compulinkadvantage.com.

Contact Compulink Healthcare Solutions for current pricing.

MaximEyes EHR and Practice Management Software

First Insight



MaximEyes EHR is 2015 ONC Edition Certified. Easily customize exam templates to fit workflows. MIPS alerts and calculators, AOA MORE integration, 1 or 2-page exam forms. Exam findings automatically trigger codes, plans, documents, alerts. Robust query tool. Two-way eRx sends and imports prescribed medications. Cloud or local server. Unmatched customer support typically Contact First Insight for current pricing.

Streamlane HER

TelScreen



Practice Management and Electronic Health Records in a simple, affordable package! Yes, really. Modules include scheduling, exam records, billing, electronic claim submission and reporting.

Contact TelScreen for current pricing.



The Future Is now
The Ophthalmic Industry Is Going Digital & for Good Reason.



1. Greater Efficiency & Accuracy.
2. Large Return on Investment.
3. Increased Capabilities, Integration & Connectivity.

Focus On
The Patient,
Not Repetitive
Data Entries

- Dual cross cylinder
- Programmable sequences
- Wireless interface with pre-test equipment.

Don't Get
Left Behind

IT'S TIME TO
GO DIGITAL

Contact Us Today

Veatch Ophthalmic Instruments

www.VOI2020.com
800.447.7511

Mydriatic Fundus & Retinal Cameras

TRC-50DX Mydriatic Retinal Camera Topcon



The TRC-50DX Series from Topcon is the new gold standard in retinal imaging. Available in either the TRC-50DX model or the TRC-50DX ICG, these retinal cameras have more digital ready capability than any fundus camera on the market and represent today's most sophisticated and complete capturing devices for retinal documentation. The TRC-50DX Series can support a variety of photo devices, from film to super high resolution CCD cameras. A newly developed control panel, equipped with a touch-screen, allows for a quick and easy change of settings. Additional features include: color fundus, fluorescein, ICG and auto-fluorescence in one camera (50DX ICG model), a small pupil mode and aperture adjustment, 50°, 35° and 20° angles of coverage, 21 levels of flash intensity, and a comfortable backlit panel for use in darkened environments. Fully compatible with Topcon's IMAGEEnet® Digital Capture System.

13" (W) x 19" (D) x 23" (H). 77 lbs.
Contact Topcon for current pricing.

TRC-NW8F Myd/Non-Myd Retinal Camera Topcon



The Topcon TRC-NW8F easy-to-use, auto focus, auto capture mydriatic/non-mydriatic retinal camera is designed to obtain high resolution color and monochrome images of the retina and the anterior segment of the human eye. It is equipped with automatic focusing and capture making its use quick and simple. A 12.3 megapixel camera back provides high resolution images with a 45° field of view. The incorporated filters and internal firmware allow the user to obtain color, red-free and fluorescein angiography images while seamlessly communicating with the IMAGEEnet® capturing system. Also available with FAF imaging with exclusive spaide fillers. The TRC-NW8F has nine internal fixation points that facilitate the composition of wide angle views of the retina. The timer feature allows the user to add a time stamp on each captured image.

Contact Topcon for current pricing.

Non-Mydriatic Fundus & Retinal Cameras

Eyeteck Retinal Camera Upgrade Adapters with Retinaphile Advanced Software Instruments for Vision



The EYETEK line of Non-mydriatic upgrade adapters will take you from the film age to the forefront of digital retinal imaging. Our adapters are available for just about every Canon and Topcon Non-mydriatic camera ever produced. With up to 15 mega pixels of resolution, your results rival any new system and costs almost two thirds less. All of our adapters are sold with the new Retinaphil imaging software. Easy to learn and navigate, you can handle all of your imaging needs with one software.

Typical system price \$3,950.00

Nexy® Robotic Retinal Imaging Konan Medical USA, Inc.



Nexy® is a NextGen robotic, fully-automated, high-definition retinal imaging device that enables simple, hands-free operation and is ready for telemedicine and AI. It is DICOM compliant and is powered by Google Android. CPT Code 92250.

Contact Konan Medical USA, Inc. for current pricing.

California Optos



With California, Optos has incorporated new hardware and software technology enabling practitioners to see more, discover more and effectively treat more ocular pathology thus promoting patient health. We are committed to further strengthening our clinical evidence while demonstrating the importance of imaging the entire retina.

California includes a new UWF optomap® imaging modality; indocyanine Green angiography (icg) while retaining:

- Composite color
- Red-free
- Autofluorescence (af)
- Fluorescein angiography (fa)

Images are now presented in ProView which displays optomap in a consistent geometry that accurately represents anatomical features in the retina. Further, ProView enables automatic image registration for disease tracking over time, and inter-modality image comparison.

New Proprietary optical hardware optimizes and maintains resolution of the optomap

images throughout the scan of the retina resulting in more clarity in the far periphery.

Image overlay enables comparison between composite color images and red-free, af, fa, or icg images. Additionally, comparisons can be made between different images or different dates by scrolling through all stored images.

Contact Optos for current pricing.

Daytona & Daytona plus Optos



As with all of the Optos UWF devices, both Daytona and Daytona plus provide eyecare professionals with UWF digital images of 200 degrees or up to 82% of the retina in a single, non-contact optomap image. In addition, the Daytona plus device comes with the OptosAdvance™ browser-based image review software, which allows for simple documentation, monitoring and referral processing to assist in patient management and improved patient flow.

Features

- Non-mydriatic ultra-high resolution images in under a second, through 2mm pupils
- Four image modalities available; 3-in-1 color depth imaging, green laser view ("red-free"), red laser view and autofluorescence (af)
- All images presented in ProView™, displaying optomap images in a consistent geometry which accurately represents anatomical features in the retina and enables automatic image registration for tracking over time and inter-modality image comparisons

• Daytona plus has new hardware which enhances the resolution in superior and inferior fields.

- Inclusion of the innovative OptosAdvance review software that simplifies workflow while enabling comparison overlay between image modalities and different dates, over time. OptosAdvance is also available for Daytona devices.

Contact Optos for current pricing.

S4OPTIK COBRA Non-Mydriatic Digital Retinal Camera

S4OPTIK



COBRA is an innovative non-mydriatic digital fundus camera that combines all the needed functions for fast retinal screening. By using a new proprietary optical system, COBRA provides high quality retinal pictures. Designed ergonomic shape, and optimised optics, COBRA provides a clear and detailed vision of the entire ocular fundus, with a real 50° horizontal field of view. Pictures are acquired with a minimum flash exposition, thus by minimizing the examination time for the patient.

Contact S4OPTIK for current pricing.

TRC-NW400 Non-Mydriatic Camera

Topcon



The Topcon TRC-NW400 is a fully automated, easy-to-use, auto-focus, auto-capture non-mydriatic retinal camera that is designed to obtain high resolution color images of the retina and the anterior segment of the human eye. It is equipped with automatic focusing and capture and a fully automated mechanism that moves the optical head from one eye to the other without operator intervention. The large 10" color touch-screen monitor allows for total control of the functions as well as displays the acquired images. A high resolution color sensor provides quality images with a 45° field of view. The TRC-NW400 has 9 internal fixation targets that facilitate the composition of wide angle views of the retina. The DICOM compliant TRC-NW400 can be used as a stand-alone unit or with a remote server or EMR system.

Contact Topcon for current pricing.

TRC-NW8

Topcon



The TRC-NW8 Non-Mydriatic Retinal Camera is the ideal instrument for the growing market in Telemedicine and Diabetic Screening. The camera features several automated functions that allow anyone to quickly and easily capture high quality images. Simply align the patient and the instrument automatically focuses and automatically fires. The TRC-NW8 gives the operator added flexibility in image capture with 9 flash levels to choose from and 8 peripheral fixation points as well as a built-in standard central fixation point. The camera also features a built-in optical green filter that provides true optical red free photography which is extremely useful for glaucoma detection. The TRC-NW8 can be combined with Topcon's IMAGEEnet™ and Synergy™ software for efficient data management and networking. 10.7"(W) x 19.9"(D) x 20.9"(H). 24.5kg. AC110, 120, 230, 240V selectable. 50/60Hz.

Contact Topcon for current pricing.

Non-Mydriatic Fundus & Retinal Cameras

TRC-NW8F Myd/Non-Myd Retinal Camera Topcon



The Topcon TRC-NW8F easy-to-use, auto focus, auto capture mydriatic/non-mydriatic retinal camera is designed to obtain high resolution color and monochrome images of the retina and the anterior segment of the human eye. It is equipped with automatic focusing and capture making its use quick and simple. A 12.3 megapixel camera back provides high resolution images with a 45° field of view. The incorporated filters and internal firmware allow the user to obtain color, red-free and fluorescein angiography images while seamlessly communicating with the IMAGEnet® capturing system. Also available with FAF imaging with exclusive spaide fillers. The TRC-NW8F has nine internal fixation points that facilitate the composition of wide angle views of the retina. The timer feature allows the user to add a time stamp on each captured image.

Contact Topcon for current pricing.

Specialty Cameras

CellCheck D | D+ Konan Medical USA, Inc.



Introducing the first multi-imaging system for donor corneal analysis. CellCheck D+ provides an amazing view into the cornea that simply has never been seen before defining structure of endothelium, stroma, and epithelium. Comprehensive imaging to assist both eye banks and corneal surgeons to make better decision on implantable material. CellCheck D+ features a patent applied for "Donor Enhance" imaging system that provides remarkable views of endothelium, intra-stomal structure, and the epithelium. The range of new information from which to make better clinical decision is spectacular: blood cells, fungus, rough keratome cuts, and dead cells, epithelial anomalies. Never have we had this view of pre-implanted material. Corneal surgeons are finding this information to be illuminating in helping to understanding graft success and failure.

See what you've been missing™

Contact Konan Medical USA, Inc. for current pricing.

CellChek Specular Microscope

Konan Medical USA, Inc.



CellChek is independently considered the gold standard for specular microscopy and is used in virtually all FDA trials where endothelial cell density is a required safety end point.

CellChek provides strong clinical evidence, ease of use and patented analysis methods that can reliably assess even the most problematic endothelium.

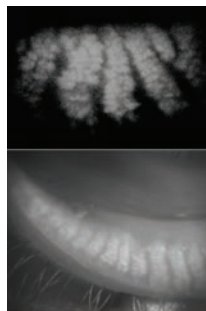
Clinical Applications for CellChek XL Specular Microscopes include Cataract Surgery, ICLs & IOLs, (especially Premium IOLs), Refractive Surgery, General Corneal Health Assessment and Contact Lens Management.

Key features include both fully automated semi-automated analysis methods, a robust FDA cleared database, automated trend analysis and onboard remote clinical support.

See what you've been missing™ . . . \$29,995

IR Camera

TelScreen



TelScreen's Infrared camera can be added to TelScreen's EyeRes™ imaging system and ER-11 slit lamp to provide functional information about Meibomian glands.

TelScreen's Infrared slit lamp camera performs Functional Meibography by detecting infrared energy radiating from the glands. Since Meibomian glands have a higher metabolism due to their constant meibum production, they also have a higher temperature & thus greater infrared emission than surrounding tissue. Our camera detects the IR emission as an indication of cellular ATP consumption – thus the term "Functional" Meibography. Only acinar cells that are working will show up as bright white in our images.

In contrast, other systems pass IR energy through the tissue to reveal the anatomy. We call this limited approach "Structural Meibography" because it reveals the presence or absence of glands, but gives no information about the functional state of the tissue.

Contact TelScreen for current pricing.

ReSeeVit™ elite HR Digital Camera

Veatch



The ReSeeVit™ elite HR Digital Camera is a direct digital video camera with an effective resolution of 4.0 mega pixels. Designed to interface with the ReSeevit™ line of slit lamps, the elite utilizes the latest technology to capture extremely high quality images, including endothelial cells. The elite represents the next technological leap forward for the latest generation of ReSeevit™ products, offering a four fold increase in resolution capabilities. One of the elite's strongest features is the ability to retrofit onto many of the existing slit lamps already in the market place.

Contact Veatch for current pricing.



Exam Lane Packages

Opening a new practice?
Looking to upgrade
your equipment?



Veatch exam lanes are an investment in your patients, your equipment & your business.

Bundled Packages: Save Time & Money

- Visual acuity system
- Manual or Digital Refractor
- Exam chair & stand

The Quality Tools You Need At A Price You Can Afford

Don't Get Left Behind

IT'S TIME TO GO DIGITAL

Contact Us Today

Veatch Ophthalmic Instruments

www.VOI2020.com
800.447.7511

Diagnostic Instrumentation

Amcon Rose Bengal GloStrips

Amcon



Rose Bengal GloStrips are a diagnostic agent in routine ocular examinations or when superficial corneal or conjunctival tissue change is suspected. Sterile. Active Ingredient: Rose Bengal 1.3mg. Store below 30°C (86°F). Size: 100 per box.
PO-5600.....\$16.50/box

Binocular Indirect Ophthalmoscope

Amcon



This lightweight, yet dependable instrument is the perfect choice for dilated fundus examinations. The adjustable aperture sizes allow viewing through most pupils. The adjustable headband (530mm-630mm) flips up for easy patient education and conversation. Includes 110V AC adapter. Range of User PD: 52-74mm, Filters: Cobalt Blue, Red-Free, Three Adjustable Aperture Sizes, Includes two spare 6V/10W Halogen bulbs, Additional Accessories Included: Large Scleral, Depressor, Small Scleral Depressor, Teaching Mirror and 90 Day Warranty.
EQ-6760.....\$1,895.00

Direct Ophthalmoscope

Amcon



Amcon once again offers high quality precision at an affordable price. The Amcon Direct Ophthalmoscope includes the following features, 3.5V/2.8W Halogen Light Source, Lens Powers: 0, ±1, ±2, ±3, ±4, ±5, ±6, ±8, ±10, ±12, ±16, ±20, -25D, Filters: Large Spot, Small Spot, Slit, Quadrant Grid, Red-Free, Nickel Cadmium Rechargeable Battery, 110V AC Adapted Recharging Unit and 90 Day Warranty.
EQ-6750.....\$325.00

Belrose Auto Ref/Keratometer Unit Model ARK-520

Belrose



The new Belrose Auto Ref/ Keratometer Unit Model ARK-520 provides more convenient easier and multi-functional operating system

with advanced and contemporary refractometry technology. The ARK-520 includes 6.4" TFT LCD color monitor, minimal pupil diameter 1.8mm measurement, contact lens base curve and IOL power from 25.00D to +22.00D, cylinder power -10.00D to +10.00D, refractive power step 0.12, 0.25D cylinder mode +, -, l, vertex distance 0.12, 13.5. 15mm minimum pupil diameter 1.8mm, method of relaxation and automatic fogging. Auto Keratometer functions- corneal radius of curvature, measurable range step 5.00 to 10.00mm 0.01mm. Corneal refractive power range power range -33.75 to 67.50D astigmatism -10.00+ 10.00D and AXIS from 1 to 180 degrees with increments of 1 degree. An extraordinary value.

Belrose Auto Ref/ Keratometer Unit Model ARK-520 .. \$6,495.00

Belrose BEL-04900 Welch Allyn Ophthalmoscope Bulb

Belrose



High quality 3.5V halogen replacement bulb for Welch Allyn Ophthalmoscopes #11720 and #11730. Fits also Ophthalmoscopes #11620 and #11630.....\$19.00

Belrose BIO Universal Wall Power Supply

Belrose



Wall mounted BIO power supply, 6V. With rheostat control. Automatically accommodates Proper, Heine, Keeler and Welch Allyn Bio's or any other BIO's that are 6 volts. Simply cut the cord, splice it and connect it to the wire contacts. Place your BIO on switch to shut off and remove BIO from wall and it automatically turns on.
Belrose BIO Universal Wall Power Supply....\$295.00

Belrose Color Panel Test

Belrose



Farnsworth dichotomous D-15 color test is used to reveal color blindness and to differentiate between subjects slightly affected by dyschromatopsia (abnormal trichromatics) and those more severely affected (dichromatics). Complete with wooden case. More extensive tests also available.
Introductory Offer.....\$189.00

Belrose Halogen Battery

Belrose



High quality 3.5V Halogen Nickel Cadmium Rechargeable Battery for W/A Halogen Handles that you use with your ophthalmoscopes, retinoscopes, transilluminators and other diagnostics. Fast charging, long-life, exceptional value! #Bel-722
BEL-722.....\$25.00

Belrose Lensmeter Model Bel-101

Belrose



High quality lensmeter that you could be used in both laboratory or office settings. Has American cross lived target, prism compensator with ink marking device the oversized lens table permits the measurement of lenses from 30 to 90mm in diameter. The external power wheel has a range from 0 to 20 diopters in plus and 0 to 19 diopters in mini. This deluxe unit features a full 90 degree inclination enabling the measurement of contact lenses when used in the vertical position. Axis from 0 to 180 degrees in 1 degree increments.
Belrose Lensmeter Model Bel-101.....\$995.00

Belrose-BEL03800 Bulb for W/A Panoptic Ophthalmoscope

Belrose



Belrose-BEL03800 bulb for Welch Allyn Panoptic Ophthalmoscope model 11810 and 11820.....\$21.00

Belrose-BEL08200 Welch Ally Retinoscope Bulb

Belrose



Welch Allyn 08200 Retinoscope Bulb ..\$19.00

Belrose-BEL191P7034 Keeler Ophthalmoscope Bulb

Belrose



All New Belrose-BEL1011P7034 Bulb for Keeler Ophthalmoscope models Vista, Vista20, Specialist, Medic and Practitioners.

Also Keeler Klein Keratroscope. 3.5V Halogen Red Base.....\$47.00

New Belrose BEL360H Battery

Belrose



High quality halogen battery 3.5V for use with Stereo Optical Halogen Streak Retinoscope.
\$25.00

New Belrose Halogen Battery model BEL72300

Belrose



New Belrose Halogen Battery model BEL72300 for Welch Allyn Handles #71000A and 71000C.....\$25.00

Tonotips

Belrose



Tonotips- Sanitized dispenser box of 300 for all model tonopens
Bel-300.....\$125.00

TonoTips

Belrose



Tonotips- sanitized sleeved box of 600 for all model Tonopens
Bel-600.....\$125.00

Wave Analyzer Medica 700 Wavefront Aberrometer

Essilor Instruments



The WAVE ANALYZER is a fast and effective automatic aberrometer that provides 7 different detailed measures in one easy-to-use solution. With wireless connectivity, it facilitates the

sharing of results with patients and transfer of data for follow-up monitoring or action.

- Based on wavefront and Shack-Hartmann technology / Large touch screen makes it simple to navigate or follow the progression of measurement cycle / Easy data sharing with clear and customizable result reports

- Comprehensive measurements: 1/100 diopter refraction for day and night vision | Low and high order aberration with simulation of vision quality | Topography and pupillometry for contact lens fitting and keratoconus

detection | Retro-illumination of crystalline lens for opacity check and cataract screening | Scheimpflug-based pachymetry and tonometry for secured glaucoma screening
 Contact Essilor Instruments for current pricing.

CellChek® Specular Microscopes

Konan Medical USA, Inc.



The global gold standard for precision assessment of the most critical layer of the cornea, the endothelium. CPT Code 92286.

Contact Konan Medical USA, Inc. for current pricing.

ColorDx® CCT HD® Cone-Isolation

Contrast Sensitivity

Konan Medical USA, Inc.




Developed in collaboration with the United States Air Force School of Aerospace Medicine, ColorDx® CCT HD® represents the new gold standard for color vision diagnostics. Device configurations include calibrated Windows Desktop or Tablet computers both with customer 4 button response pads. CPT Code 92283.

Contact Konan Medical USA, Inc. for current pricing.

EvokedX Next Generation icVEP+ ERG

Konan Medical USA, Inc.



Visual evoked potentials have been used to assess various problems in the vision pathway (retina to brain), but have had limited appeal to Ophthalmology and Optometry practices due to difficulties in interpretation and administration. As a fully integrated system, EvokedX sets a new standard for the eye care practice: faster, easier to use and interpret, smaller, and less expensive.

EvokedX, a FDA 510(k) cleared system, features a patented visual stimulus "icVEP" and novel analysis methods Tcirc2 and Fstat to elicit enhanced results with simplified interpretation.

Results of a recent US multi-center clinical trial were presented at ARVO in which the EvokedX icVEP technology was used to assess glaucoma damage to the visual pathway. The study data showed that the icVEP strategy provided strong differentiation between normal eyes and glaucoma affected eyes with an overall accuracy estimate (glaucoma cases vs. controls) of A_c = 89.2%.

An additional, independent study last year in Beijing, China on the technology both confirmed this accuracy of classification (92%) and provided data which led to issuance of the first VEP glaucoma diagnostic indication in China.

See what you've been missing™
 Please call 949-521-7730 for pricing.

EvokedX® NextGen Visual Electrophysiology System

Konan Medical USA, Inc.



EvokedX® uniquely features Isolated Check (icVEP), a proprietary test strategy based upon studies designed to emphasize contributions to the VEP selectively from the ON or OFF subdivisions of the magnocellular neural pathways and powerful, intuitive Fourier analytics. CPT Codes 95930 and 92275.

Contact Konan Medical USA, Inc. for current pricing.

EyeKinetix® Objective Pupillometry (RAPD Assessment)

Konan Medical USA, Inc.



Expected availability Q4 2018.

Contact Konan Medical USA, Inc. for current pricing.

RETeval® Hand-Held, Full-Field Visual Electrophysiology System

Konan Medical USA, Inc.



The First and Only FDA Cleared, Non-Mydriatic, Hand-Held, Full-Field ERG Device. CPT Code 92275.

Contact Konan Medical USA, Inc. for current pricing.

VX 120

Luneau Technology USA



FULLY AUTOMATED, WAVEFRONT BASED COMPLETE DIAGNOSTIC DEVICE

The first comprehensive diagnostic device that utilizes a combination of Aberrometry, Auto Refraction, Keratometry, Topography, Non-Contact Tonometry, Pachymetry, Pupillometry and Scheimpflug Imaging in order to provide a more complete understanding of your patient's eye.

Anterior segment analysis

Corneal thickness measurement

Iridocorneal angle

Customized screening options for cataract, glaucoma and corneal diseases

Analysis of pre and post surgical follow up

Visual Acuity Analysis

Contact Luneau Technology USA for current pricing.

Angio Digital Pak/Angio Pak

Luzerne

All components necessary to perform fluorescein angiogram. 5mL vial.
 Contact Luzerne for current pricing.

Auto Refractor/ Lensometer Paper

Luzerne



Thermal recording paper. 2-1/4" wide for: Topcon, Reichert, Nikon, Nidek, Marco, Canon. 2-1/8" wide for: Humphrey, Topcon, Marco, Nidek.

Contact Luzerne for current pricing.

Digital Corneal Reflection

Pupillometer

Luzerne

Part of Luzerne Optical's "Accessories to Professionals Program." Using a pupillometer will greatly reduce the number of patient non-adapts and rechecks, saving you time and money, improving the level of service that you provide to your patients. Used for measuring of monocular and binocular pupillary distances for all distance between 35cm and infinity. Automatic lighting and digital display. Measures pupillary distances from 48 to 77mm in 0.5mm steps. Batteries included. Case included.

Contact Luzerne for current pricing.

PAL-ID

Luzerne



The Progressive Addition Lens Identification Device eliminates possible fitting errors by clearly identifying: manufacturer, model, positional reference points and mineral or organic laser engravings appear three dimensionally embossed and are easily viewed and marked, confirm all power engravings, regardless of the age or condition of lens. Part of Luzerne Optical's "Accessories to Professionalism" Program. (Call for Informational Flyer). The PAL-ID eliminates guesswork and is a must for any practice.

Contact Luzerne for current pricing.

PRIO Computer Vision Diagnostic Instrument

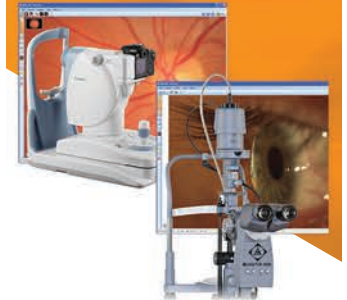
Luzerne



Diagnose and prescribe lenses to address the accommodative needs of computer users. Fits on all standard reading rods, precisely re-creates the visual characteristics of the computer screen. FDA Class 1 Medical Testing Instrument.

Contact Luzerne for current pricing.
 Quantity discounts available.

Imaging Solutions:
 Serve Your Patients Further



ReSeeVit: The latest technology, Built specifically for ophthalmic professionals

Leaders of Our Industry

Choose from our suite of imaging solutions, including:

- Anterior segment imaging
- Endothelium cell imaging
- Corneal topography
- Retinal imaging

Imaging Solutions: Providing For Your Patients.

Don't Get Left Behind
IT'S TIME TO GO DIGITAL
 Contact Us Today
 Veatch Ophthalmic Instruments
 www.VOI2020.com
 800.447.7511

Diagnostic Instrumentation

Rechargeable Batteries

Luzerne



Quality replacement batteries for Welch Allyn diagnostic equipment. 3.5v.
Contact Luzerne for current pricing.

Brightness Acuity Tester (BAT)

Marco



Long recognized as the industry standard in glare testing devices, the Marco Brightness Acuity Tester (BAT) effectively measures glare in all patients without leaving the exam room. The NEW model BAT utilizes a state-of-the-art LED illumination system which provides a better, more efficient light source. Three variable light intensity settings simulate various glare conditions. The NEW modular solid-state design accommodates most standard (twist-lock) rechargeable instrument handles, and recharging is easily accomplished via an instrument stand well, or a standard desk-top charger.

Contact Marco for current pricing.

AVISO A/B

Quantel Medical



The flagship Aviso ultrasound platform offers the latest in high-frequency ultrasound with its 50MHz Ultrasound Biomicroscopy (UBM) probe. This 50MHz probe reveals what you cannot see with OCT alone, allowing the operator to visualize structures located behind the iris such as the ciliary bodies, the processes and lens zonules. The Aviso platform also provides the most comprehensive range of probes available in the market today, including Biometry, Standardized A, 10MHz B-Scan, high frequency 20MHz B-Scan for a detailed view of the posterior pole, linear 25MHz and 50MHz UBM –giving your practice the ability to meet all of your diagnostic needs.

Contact Quantel Medical for current pricing 877-782-6835 or promos@quantelusa.com

Compact Touch STS UBM

Quantel Medical



Quantel Medical introduces The Compact Touch STS UBM: the portable ultrasonic biomicroscope for imaging the eye from the cor-

nea to the lens. In comparison to optical technologies, ultrasound can travel through the opaque media and pigmented tissues to produce high quality images of ocular structures, especially behind the iris. The angle, ciliary bodies, crystalline lens and IOL are easily visualized with The Compact Touch UBM.

Contact Quantel Medical for current pricing 877-782-6835 or promos@quantelusa.com

PDM PD Meter

Reichert



Reichert's PDM Digital PD Meter utilizes the latest technology for measuring interpupillary distance and right/left pupil-to-nose distance. The PDM's ergonomic design, smooth action and user-friendly LCD screen enable fast and precise PD measurements.

15020 PDM PD Meter

Contact Reichert for current pricing.

Reliance Model 7900 Instrument Stand

Reliance Medical Products



The Reliance The Model 7900 is available with instrument wells (IC) or without (NC). Its sleek design allows maximum accessibility to patients and efficient operation. Optional monitor arm displays diagnostic images for you and your patients, High impact and chip resistant, The Counterbalanced Slit Lamp Arm adjusts for instruments weighing between 12 and 60 lbs. and the refractor arm is standard. Both arms have a 10" vertical range, and handle instruments weighing up to 20 lbs.. Three rechargeable instrument wells on the 7900 (IC only) accommodate Welch Allyn instruments, Backlit membrane switches located on the console control a chart projector, and the raise, lower and auto down functions of a Reliance examination chair, Long-lasting halogen bulb and CSA Mark of Safety.

Contact Reliance Medical Products for current pricing.

NCI Vision Systems Snellen Software

S & L Optics



Snellen Acuity Software which comes on a flash drive. You can load it on any computer or we can supply an all in one monitor/computer with the software pre-loaded. This is a turn-key system. Mount the unit on the wall with the mounting bracket included - plug it in and you are up and running as the snellen software will load automatically! Several different versions are available for the software so inquire which one would be best for you. What you will get: a quality Dell computer with a three year warranty and on site service. NCI support and flash drive backup. The supplied software loaded on the flash drive serves as an instant backup in any Windows XP, VISTA, Windows 7, 8 or 8.1 computer so your exam

lane will be up and running again in minutes. The software does not have to be installed on the computer and may be run directly from the flash drive! What you won't get is a no-name computer or cheap OEM product or a Send It Back and Hope You Get Service and No Backup. NCI software has been sold since 2003 and have thousands of installations in clinics around the world. All standard tests are included.

Inquire about current pricing at 714.777.7740 or email us at sloptics@aol.com

S & L Retinoscopy Racks

S & L Optics



New item! High quality Retinoscopy Racks with glass lenses. 7 lenses in each wooden rack with power starting at .50, 1.00, 1.50, 2.00, 2.50, 3.00, 3.50, 4.00, 5.00, 6.00, 7.00, 8.00, 10.00, and 13.00 in BOTH plus and minus. Lens diameter is large (almost one inch) and the powers are painted on both sides of the bars. Red painted handles for the minus and black for the plus all bars have a PD scale on them to 70mm. You won't find a nicer rack on the market today!

Contact S & L Optics for current pricing.

Digital Corneal Pupilometer

Stereo Optical



Corneal reflection pupilometer for precise and digital PD measurements. Digital display of monocular and binocular PDs from 48 to 77 mm (step: 0.5mm)

Automatic standby

Measure monocular and binocular PD for all distances between 35 cm and infinity

Monocular PDs can be measured by occluding one eye if the patient's binocular vision is abnormal.

Dimensions: L250 x W160 x H60 mm

Contact Stereo Optical for current pricing.

Functional Vision Analyzer™

Stereo Optical



The FVA offers a number of exams to evaluate functional vision and better understand the patient's quality of vision. Background illumination levels inside the unit are constantly monitored and controlled by eliminating environmental variables. The Functional Vision Analyzer™ complies with established research standards. This lightweight and portable unit is guaranteed for two years.

The Functional Vision Analyzer™ also features the new upgraded EyeView® Functional Vision Analysis Software that utilizes a digital image processor to procedure a pictorial model of the patients' functional vision based on their F.A.C.T.® contrast sensitivity data. EyeView® can also display contrast sensitivity curves as

well as the raw data. Data can also be exported to excel files for analysis.

Optec® is a registered trademark of Stereo Optical Company, Inc.

Contact Stereo Optical for current pricing.

Contact us about our trade-in program!

iBEX LED Wireless B.I.O.

Trevi Technology



iBEX's LED delivers a high-contrast homogeneous white light that delivers substantial gains in fundus observation that were once difficult. It's a leap beyond conventional tungsten and halogen illumination.

With exceptionally engineered dual-lithium rechargeable batteries, you can stay unplugged all day, every day - even for multiple days - without the need to recharge. And when it's time for a recharge, simply plug the charger tip into the BIO and you'll be quickly up and running. The illuminated LED fuel gauge on the back of the unit lets you know when it's fully charged and also when to recharge.

Contact Trevi Technology for current pricing.

Ezer - Digital Chart LCD Panel -

EDC-2600

U.S. Ophthalmic




Ezer EDC-2600 is a modern Visual Acuity System with a 21 inches LCD screen and amazing features.

Say goodbye to complicated mirror systems. With the EDC-2600 you can enjoy better clarity in almost any exam space. The chart size automatically calibrates to the working distance. This 21 LCD loads charts and pictures quickly and silently. With the EDC-2600, you can switch out software any time you wish. It's all stored on an easy-to-replace SD card. Masking functions and an explanatory eye diagram are features you and your patients will appreciate. With multiple mounting options and auto-off, this is a must-have item in any modern practice. \$975.00

Ezer - Digital Chart LCD Panel

Polarized - EDC-2600P

U.S. Ophthalmic



The Ezer EDC-2600P is a complete Visual Acuity System with a 21 inches LCD screen and amazing features.

The Ezer EDC-2600P with polarization with 20/20 control you can enjoy better clarity in almost any exam space. The chart size automatically calibrates to the working distance. This 21 LCD loads charts and pictures quickly and silently. With the EDC-2600P you can switch out software any time you wish. It's all stored on an easy-to-replace SD card. Masking functions and an explanatory eye diagram are features you and your patients will appreciate. With multiple mounting options and auto-off, this is a must-have item in any modern practice. \$1,490.00

Diagnostic Instrumentation

Pupillometer EPD-1800

U.S. Ophthalmic



The ability to consistently take PD measurements is a requirement for modern-day optical dispensing. Thanks to Ezer's quality-designed EPD-1800 you and your staff will save time and enjoy more accurate prescriptions.

The EPD-1800 efficiently measures the distance between the visual axes of the two eyes. Good PD measurements are essential for proper optical alignment and binocular vision. With the EPD-1800 you will enjoy wide range measurement capabilities, digital read and LED—all in a lightweight device that is accurate, consistent and easy to use. . . . \$148.00

Pupillometer EPD-2600

U.S. Ophthalmic



A reliable pupillometer is a requirement for modern-day optical dispensing and this particular Ezer unit features everything your practice needs—including vertex distance measurement capabilities.

The EPD-2600 efficiently measures the distance between the visual axes of the two eyes. Good PD measurements are essential for proper optical alignment and binocular vision. With the EPD-2600 you will enjoy wide range measurement capabilities, digital read and LED—all in a lightweight device that is accurate, consistent and easy to use. . . . \$208.00

Pupillometer GR-4

U.S. Ophthalmic



Are you still performing PDs by millimeter rule? This complex and time-consuming testing could be more efficiently and reliably performed using this superbly designed Gilras Pupillometer.

The GR-4 uses an accuracy self-check function to minimize errors, resulting in faster, less variable results. It also features everything you need in one unit—including vertex distance measurement capabilities. With the GR-4 you will enjoy wide range measurement capabilities, digital read and LED in a device that boasts a sleek, ergonomic design. . . . \$282.00

Pupillometer GR-4C

U.S. Ophthalmic



With the quality-designed GR-4C you can say goodbye to time-consuming millimeter rules for measuring PDs. You and your staff will save time and enjoy more accurate prescriptions.

The GR-4C uses direct point sampling to minimize errors, resulting in faster, less variable results. With the GR-4C you will enjoy wide range measurement capabilities, digital read and LED in a lightweight device that is both accurate and consistent. . . . \$195.00

Veatch H-1 Applanation Tonometer

Veatch



Designed to fit on the ReSeeVit™ 5V, Elite and Veatch 2V model slit lamps or most "Haag Streit" style models, this high quality instrument provides highly accurate intraocular pressure readings. The instrument stays permanently mounted to the slit lamp and the prism is swung into place when IOP readings are required.

Contact Veatch for current pricing.

Diagnostic Lenses

Contact Lens 1210

Haag-Streit USA



Area: Endothelium, Contact: 12mm
Contact Haag-Streit USA for current pricing.

Fundus Glass 901

Haag-Streit USA



For the binocular slit observation of the pupil, the macula and its surroundings to 30°, and the central vitreous body sections.

Contact Haag-Streit USA for current pricing.

Glaucoma Glasses 902/902S

Haag-Streit USA



For the examination of the anatomical conditions in front of the iris.

Contact Haag-Streit USA for current pricing.

Non-Contact Lens 81D

Haag-Streit USA



The Haag-Streit 81D Lens is a powerful tool for biomicroscopy as well as laser treatment for the fundus. Due to its asymmetric configuration, it provides better observation parameters combined with improved safety.

Contact Haag-Streit USA for current pricing.

Ora Serrata One Mirror Glass 904

Haag-Streit USA



Use the 904 to examine the ora serrata, pars plana and the extreme peripheral part of the vitreous body and the ocular fundus.

Stereo Variator

Haag-Streit USA



Uniquely with the BQ 900® an optional stereo variator reduces the 13° angle to 4.5°. Thus an enlarged binocular field of view is possible even with myopia or through small pupils. This also aids the observation, without additional lenses, of the peri-pheral fundus and vitreous.

It improves fundus viewing for imaging applications.

Contact Haag-Streit USA for current pricing.

Three-Mirror Contact Glass 630/630S

Haag-Streit USA



For use with slit lamps that have a smaller distance between the eye and the reduction prism than the Haag-Streit 900 series slit lamps.

Contact Haag-Streit USA for current pricing.



Service & Repair:

Clean, service & repair your optometry equipment



Because it's only a matter of time until technology breaks down, wears out, and needs servicing

Extend Your Equipment's Life

Choose a professional for the service of your equipment

- Factory trained techs
- Loaner program available
- 35+ Years experience
- Local & remote support

Schedule any needed service today!

Don't Get Left Behind

IT'S TIME TO GO DIGITAL

Contact Us Today

Veatch Ophthalmic Instruments

www.VOI2020.com
800.447.7511

Diagnostic Lenses

Three-Mirror Contact Glass 903/903S Haag-Streit USA



The best known (and most copied) of the Haag-Streit range of diagnostic lenses, "903" is the original Goldmann three-mirror lens, offering the traditional 59 degree, 66 degree, and 73 degree angles.

Three-Mirror Contact Glass 906/906S Haag-Streit USA



For infants. Features 10mm internal diameter of the cornea part.

Three-Mirror Contact Glass 907 Haag-Streit USA



For children up to 4 years of age. Features 11mm internal diameter of the cornea part. See the New Haag-Streit Slit Lamps. New range of slit lamps specializes in exceptional video and digital camera imaging solutions.

Two-Mirror Contact Glass 905/905S Haag-Streit USA



The 905 consists of two mirrored surfaces that allow observation of the iridocorneal angle without turning the contact glass. The expanse and form of the angle of the iris can be correctly ascertained by using a narrow slit on the slit lamp.

RIGHTON 14D Examination Lens S4OPTIK



Following the tradition of Japanese-made

premium lenses, the RIGHTON 14D provides clear and bright viewing, with wider effective diameters, multilayer coating to greatly reduce reflections, an undistorted peripheral visual field, and easy-to-hold high quality lens frames.

Contact S4OPTIK for current pricing.

RIGHTON 20D Examination Lens S4OPTIK



Following the tradition of Japanese-made premium lenses, the RIGHTON 20D provides clear and bright viewing, with wider effective diameters, multilayer coating to greatly reduce reflections, an undistorted peripheral visual field, and easy-to-hold high quality lens frames.

Contact S4OPTIK for current pricing.

RIGHTON 78D Examination Lens S4OPTIK

Following the tradition of Japanese-made premium lenses, the RIGHTON 78D provides clear and bright viewing, with wider effective diameters, multilayer coating to greatly reduce reflections, an undistorted peripheral visual field, and easy-to-hold high quality lens frames.

Contact S4OPTIK for current pricing.

RIGHTON 90D Examination Lens S4OPTIK



Following the tradition of Japanese-made premium lenses, the RIGHTON 90D provides clear and bright viewing, with wider effective diameters, multilayer coating to greatly reduce reflections, an undistorted peripheral visual field, and easy-to-hold high quality lens frames.

Contact S4OPTIK for current pricing.

Ginger Filter TelScreen



The Ginger Filter, co-developed by TelScreen and Herman Ginger, OD, is placed in front of the slit lamp's objective lens to block blue excitation light and pass the green emission from ophthalmic sodium fluorescein staining. The filter's steep slope and precise cutoff reveal even the tiniest dots of SPK... \$249.00

Luxvision - Cylinder Lens Set - TL-68 (-) Cylinder U.S. Ophthalmic



Appropriate lens power is essential when performing perimetry.

The Luxvision TL-68 (-) Cylinder Lens Kit

offers 56 spherical lenses plus 12 minus cylinders to help you obtain reliable visual fields and artifact-free results. These full aperture designs are handcrafted with optically true centers. Each glass lens is encased in a metal ring and is offered in a leatherette case for safe, convenient storage.

*Trial Frame not Included

*Case: Leather

*Rings: Metal \$120.00

Luxvision - Cylinder Lens Set - TL-68 (+) Cylinder U.S. Ophthalmic



Appropriate lens power is essential when performing perimetry.

The Luxvision TL-68 (+) Cylinder Lens Kit offers 56 spherical lenses plus 12 plus cylinders to help you obtain reliable visual fields and artifact-free results. These full aperture designs are handcrafted with optically true centers. Each glass lens is encased in a metal ring and is offered in a leatherette case for safe, convenient storage.

*Trial Frame not Included

*Case: Leather

*Rings: Metal \$120.00

Exophthalmometers

Belrose Exophthalmometers Belrose



This prism type exophthalmometer is engineered for accuracy and simplicity for the measurement of hte exophthalmos. Prisms are made of clear plastic with easy to read millimeter lines on both sides. The eye is seen through the lower half and the scale through the upper half, eliminating the difficulty or parallax and facilitating a rapid determination of protrusion. Color grey with storage case. Introductory Price! \$249.00

Prism Exophthalmometer Marco



Clear plastic prisms with mm lines on both sides for measuring exophthalmos. Eye seen through lower half, scale through upper half, eliminating parallax, facilitating rapid determination of eye protrusion. Silver hammertone finish, red velvet-lined storage case.

Contact Marco for current pricing.

Exophthalmometer

Pacific Ophthalmic Supply



Uses prism configuration to measure exophthalmos. The glass prisms are used by operator to determine eye protrusion with the aid of scale. Black, textured finish with aluminum case. \$195.00

S4OPTIK Exophthalmometer S4OPTIK



The S4OPTIK Hertel-type Exophthalmometer is used for precise exophthalmos measurements by using the outer orbital rim (orbital wall) and the apex of the cornea.

Contact S4OPTIK for current pricing.

Instrument Power Units

Belrose Desk Charger Three Wells Belrose



To recharge diagnostic handles. Three rechargeable wells to accommodate your ophthalmoscope retinoscope, and transilluminator. This modern and sleek unit is finished in Gray formica, and will charge both 2.5V and 3.5V handles. Please specify AO or W/A size. 5-7/16" x 8-7/16" w x 5-9/16" d, 4lb, 110V. . . \$289.00

Magnifiers

Contact Lens Measuring Magnifier Belrose



7X Magnification with metric scale. Precision-ground, distortion-free, optical quality resin lens, with case.

7X \$55.00

Magnifiers

LED Raylite Hand Magnifiers

Luzerne



Aspheric lenses designed to be free of significant distortion abrasion resistant coating; index matches to improve light transmission. Allows use with spectacle reading correction. Magnifiers marked with equivalent dioptric power: 2.8x - 7.1x minus 4x, 8.7x - 14.7x minus 2.5x image vergence.
Contact Luzerne for current pricing.

Line Reader Magnifier

Luzerne



Innovation for visual dyslexia and other reading impairments (macular degeneration, cataracts and ocular atrophy). Ideal for small newsprint, directories and maps. Easily tracked across page (bi-axial magnification 1.1x/1.5x). Available with Blue or Red Soft Touch Grip and protective pouch. Lightweight 85g construction.
Contact Luzerne for current pricing.

Optivisor

Luzerne



Permits unrestricted efficiency leaving hands free. Used by anyone whose profession or craft requires close accurate work. Can be worn over prescription or safety eyeglasses. It tilts, adjustable headband, high impact visor, genuine leather comfort band. Optical glass prismatic lenses mounted in an interchangeable frame. 1.5x, 1.75x, 2x, 2.5x, 2.75x, 3.5x.
Contact Luzerne for current pricing.

Spectacle Binoculars

Luzerne



Simple wheel adjustment. Far view/Near view focal distance. 2x magnification clear lens. 2x magnification tinted lens. 1.5x magnification clear lens.
Contact Luzerne for current pricing.

Spherical Lens Acrylic Magnifier

Luzerne



Innovation for visual dyslexia and other reading impairments such as macular degeneration, cataracts and ocular atrophy. 7mm bright central viewing strip improves contrast aiding saccadal eye movement. 1.7x magnification, equivalent power 18.9 diopters, available with blue or red soft touch grip and protective lens cap. Lightweight 50g construction.
Contact Luzerne for current pricing.

OCULUS Binocular Loupes

Oculus



The OCULUS Binocular Loupes have been well-known for decades among the ophthalmologists due to their ergonomically shaped frames. Their lightweight prevents strain during long periods of use. They are made of high-quality, coated optics to ensure high-resolution and color authenticity. The flip up lens feature enables spatial orientation during work pauses, while an optional near portion adapter enables the wearers of bifocals and progressive lenses to wear their normal correction lenses. The Loupes come in a 1.8x magnification with a working distance of 37 cm, or a 2.5x magnification with a choice of 30 cm or 40 cm working distances. They are available in a large or small metal frame.
Contact sales@oculususa.com for pricing.

OCULUS Easyloupe® Titan

Oculus



Made with high quality optics, the Easyloupe® Titan offers a modern design that is lightweight, flexible and easy to adjust. Both oculars are individually adjustable for pupil distances of 50 - 75 mm. With its unmatched depth of field, sharp and bright image, the Easyloupe® Titan is an ideal assistant in surgery and when precise magnification is needed. The Easyloupe® Titan comes in a 1.8-fold magnification that has a working distance of 37 cm, or a 2.5-fold magnification that has a working distance of 40 cm.
Contact Oculus for current pricing.

"VAO"--Video Add On

S & L Optics



Micro color video camera with omni-directional mounting which can be attached to your surgical loupe, slit-lamp or eximer laser. This camera has 470 lines of resolution and is rated at 2 LUX. 9mm round x 50mm long. Call for monitor, video printer and other options. Complete with cabling and power supply. 100V.
Contact S & L Optics for current pricing.

Spectacle Binocular Loupe-Video

S & L Optics



High resolution micro color video camera with omnidirectional mount which is attached to a surgical loupe (yours or ours) to allow you to video record any procedure on any media. Essential for teaching and patient education, this camera has 470 lines of resolution and is rated at 2 lux. Very small--only 9mm round and 50mm long. Weighs only 5 grams complete with cabling and power supply. Monitor, color video printer and other options available. 110V.
Contact S & L Optics for current pricing.

Ophthalmoscopes - Direct

OPH500H Professional Ophthalmoscope (Head Only)

Essilor Instruments



- Ultimate control
- Xenon illumination
- Comprehensive lens range: +29D to -30D
Contact Essilor Instruments for current pricing.

OPH700H Specialist Ophthalmoscope (Head Only)

Essilor Instruments



- The world's finest direct ophthalmoscope
- High-quality illumination
 - Widest range: +44D to -45D
 - New cobalt-blue filter
Contact Essilor Instruments for current pricing.

Ophthalmoscopes - Indirect

Belrose BIO Universal Wall Power

Supply

Belrose



Wall mounted BIO power supply, 6V. With rheostat control. Automatically accommodates Propper, Heine, Keeler and Welch Allyn Bio's or any other BIO's that are 6 volts. Simply cut the cord, splice it and connect it to the wire contacts. Place your BIO on switch to shut off and remove BIO from wall and it automatically turns on.
Belrose BIO Universal Wall Power Supply. . . \$295.00



The Future Is now
The Ophthalmic Industry Is Going Digital & for Good Reason.



1. Greater Efficiency & Accuracy.
2. Large Return on Investment.
3. Increased Capabilities, Integration & Connectivity.

Focus On
The Patient,
Not Repetitive
Data Entries

- Dual cross cylinder
- Programmable sequences
- Wireless interface with pre-test equipment.

Don't Get
Left Behind
IT'S TIME TO
GO DIGITAL

Contact Us Today

Veatch Ophthalmic Instruments

www.VOI2020.com
800.447.7511

Ophthalmoscopes - Indirect

New Belrose M.I.O Bulb # Bel-12047

Belrose



Finally available for AO/Reichert Monocular Indirect Ophthalmoscopes/Giantoscopes Bulbs for 6.5c corded type instruments.

New Belrose M.I.O Bulb # Bel-12047..... \$150.00

CBWC 20-331W Wall Mounted

Indirect

COW Industries



Enables the indirect control center to be mounted anywhere and still control the room lighting via the COW Refraction Desk. Features smoked Plexiglass dust cover, rheostat control, and automatic turn on/off. Must be used in conjunction with the COW Refraction Desk. Controls room lighting. Desk mounted Refraction Center mounted in a wall matching housing with Plexiglass cover. 20" x 11-7/8" x 2-1/2", 4 cond cable to refraction desk.

CBWC 20-331W..... \$294.00

OIWC 01-002 Indirect Control Center

COW Industries



Houses your choice of binocular indirect in a magnificent piece of workmanship with smoked Plexiglass dustcover, power supply rheostat control, and automatic cut on/off hanger. Completely self-contained. 20" x 11-7/8" x 3-1/2", 120V AC.

OIWC 01-002..... \$394.00

Patient Aids

Amcon Dry Eye Test (DET)

Amcon



Amcon Dry Eye Test (DET) strips 0.12mg. Amcon DET Strips allow the precise measurement of Fluorescein Breakup Time (FBUT). The slim tip design limits the amount of fluorescein that is applied to 1 µl. Traditional fluorescein strips can flood the fragile 3 to 7µl tear film volume with up to 17µl of fluid. The tear film is not compromised so that a more accurate and more reliable FBUT reading is

acquired. The thin, lint-free fluorescein impregnated tip allows virtually no sensation when applied to the bulbar conjunctiva. Protective barrier keeps fluid off finger. Sterile. Each box contains 50 pouches of 2 strips each.

PO-5200..... \$19.95

Amcon Fluorescein GloStrips - 0.6mg

Amcon



Amcon Fluorescein GloStrips are used to stain the anterior segment of the eye when fitting contact lenses, disclosing corneal injury, and in applanation tonometry. Narrow, rounded tip allows for exact placement of dye. Tip is smooth, lint-free. Protective barrier keeps fluid off finger. Sterile. Active Ingredient: Fluorescein Sodium 0.6mg. Store below 30°C (86°F). Size: 100 or 300 per box.

PO-5100 (100 Strips/Box)..... \$9.75/box
PO-5300 (300 Strips/Box)..... \$26.50/box

Amcon Fluorescein GloStrips - 1.0mg

Amcon



Amcon Fluorescein GloStrips are used to stain the anterior segment of the eye when fitting contact lenses, disclosing corneal injury, and in applanation tonometry. Narrow, rounded tip allows for exact placement of dye. Tip is smooth, lint-free. Protective barrier keeps fluid off finger. Sterile. Active Ingredient: Fluorescein Sodium 1.0mg. Store below 30°C (86°F). Size: 100 per box.

PO-5500..... \$9.75/box

Amcon Solar-Rolz™

Amcon



Solar-Rolz provide 100% UV protection for patients who have been dilated during their exam. The unique rolled design makes them fun to wear and provides a perfect fit for both adults and children. No adjustment necessary. Solar-Rolz can be worn under eyeglasses. 100 per bag.

MJ-6950..... \$32/ea 1,000 Count
\$34/ea 500 Count..... \$37/ea 100 Count
Quantity discounts available.

Amcon Tear Flow Test Strips

Amcon



Amcon Tear Flow Test Strips feature a printed metric scale for unmistakable test interpreta-

tion. For use as a diagnostic agent when reduced tear secretions are suspected. Each sterile, lint-free strip features a comfortable rounded tip. 100 individually wrapped sterile strips.

PO-5400..... \$12.50

Compare to: Schirmer Tear Test Strips

Post-Mydriatic Spectacles

Amcon



Disposable glasses for post dilation. One size fits all. Adjustable temples. 50 per box.

MJ-6932 (Size: 48mm X 132mm)..... \$27/ea 1,000
\$29/ea 500..... \$31/ea 500

Quantity discounts available.

Slip-In Post Myds

Amcon



An inexpensive way to provide temporary relief from the sun. Makes dilated patients more comfortable. Slips behind most frames. 50 per bag. MD-6925; Small (Size: 43mm X 97mm), MD-6926; Regular (Size: 50mm X 118mm) and MD-6927; Large (Size: 53mm X 128mm)..... \$21 1,000
\$23 500..... \$25/ea 500

Quantity discounts available.

Cylate™ 1.0%

Luzerne



A cycloplegic agent which acts to 1.) Paralyze the sphincter muscle of the iris, thereby producing iris dilation, and 2.) Paralyze the ciliary muscle which activates accommodation. Used in refraction of children and therapy of Iritis. 2mL, 15mL.

15mL

2mL

Contact Luzerne for current pricing.

Flucaine™

Luzerne



A cost effective alternative to Fluorescein™ employing the anesthetic properties of Proparacaine, while allowing the ocular stain, fluorescein, to show defects or abrasions in the corneal epithelium. Fluorescein Sodium 0.25%, Proparacaine HCL 0.5%.

5mL

Contact Luzerne for current pricing.

Fluoresoft™ 0.35%

Luzerne



In contact lens fitting, fluorescein is placed on the superior margin of the cornea and the distribution of the dye enables the observer to evaluate the adequacy of the precorneal fluid layer between the contact lens and the cornea. Fluorescent solution for use with hydrophilic contact lenses.

20 per box

Contact Luzerne for current pricing.

Florox™

Luzerne



A combination drug employing the anesthetic properties of benoxinate while allowing the ocular stain, fluorescein, to show defects or abrasions of the corneal epithelium. Fluorescein Sodium 0.25%, Benoxinate 0.4% (Compare to Fluorescein™).

5mL

Contact Luzerne for current pricing.

Goniosoft™

Luzerne



To obtain a view of the angle, a gonioscopic lens is filled with a viscous solution of Goniosoft to provide the necessary optical medium and a cushion between the lens and the eye. Once on the eye, the lens is rotated to place the desired mirror opposite the area to be viewed. Hydroxypropyl Methylcellulose 2.5% (Compare to Goniosol).

15mL

Contact Luzerne for current pricing.

Homatropine

Luzerne



A longer acting mydriatic and cycloplegic used in refraction and used to treat inflammation conditions of uveal tract. Homatropine Hydrobromide 5.0% (Compare to Isopto Homatropine).

5mL

Contact Luzerne for current pricing.

Patient Aids

Irrigating Solution™

Luzerne



An ophthalmic irrigating solution used to irrigate the eye or flush a foreign body from the eye. Compare to Dacriose™. Purified water, Sodium Chloride. Available in 1 oz. and 4 oz. sizes.

1 oz.

4 oz.

Contact Luzerne for current pricing.

Lasik Surgical Kit

Luzerne



Kit includes: Small zipper bag with card holder, Ocusoft Tears Again, Night and Day gel. Liposome Lid Spray, Ocusoft Lid Scrub 4 ctn., Solar Comfort..... \$19.95 + S/H

Lidocaine™ (Topical)

Luzerne



A topical anesthetic instilled into the eye for surface anesthesia. Lidocaine HCL 4.0%. 50mL

Contact Luzerne for current pricing.

Lissamine Green Strips

Luzerne



Strips work by staining the cornea blue upon instillation, which causes "speckling" of the cornea. Speckling gives the doctor immediate of any dry patches, also any muco-deficient or damaged corneal cells. Does not sting eye. White or blue light can be used on slit lamp. Individually wrapped.

100 count box

Contact Luzerne for current pricing.

Murocol 2™

Luzerne



A mydriatic agent, without cycloplegic effect primarily employed to dilate the pupil for intraocular examinations. Phenylephrine HCL 10%, Scopolamine 0.3%. 5mL

Contact Luzerne for current pricing.

Mydral™

Luzerne



A mydriatic and cycloplegic agent used in intraocular examinations. Somewhat less "potent" than cyclopentolate, therefore duration of activity of the drug is less and beneficial to the patient because recovery time is less. Tropicamide 1.0%, Mydral (Compare to Mydracyl). 3mL, 15mL.

15mL (Mydral 0.5%)

15mL (Mydral 1.0%)

3mL

Contact Luzerne for current pricing.

Neofrin™ 2.5%

Luzerne



A mydriatic agent without cycloplegic effect, primarily employed to dilate the pupil for intraocular examinations. It is important to note that in some individuals, phenylephrine 10% produces better dilation and is therefore used as the drug of choice. Neofrin 2.5%, Phenylephrine 2.5%, 10%. 3mL, 5mL, 15mL. 3mL \$3.95

Contact Luzerne for current pricing.

Parcaine™

Luzerne



A topical anesthetic instilled into the eye for surface anesthesia. Proparacaine HCl 0.5% (Compare to Alcaine).

15mL

Contact Luzerne for current pricing.

Rose Bengal Strips

Luzerne



An ocular stain that has affinity for degenerating epithelium. 100 per box.

Contact Luzerne for current pricing.

Solarettes™, Paper Temples, Rollens™, Slip-In

Luzerne



Solarettes fit over regular glasses. Paper Temples & Slip-In slip in behind regular glasses. Rollens unroll to grip onto patients' temples, worn under regular glasses. Post Mydriatics. UV Protection. 100 per box, 50 per box.

100 per box

50 per box

Contact Luzerne for current pricing.

Tears Again

Luzerne



An artificial tear solution providing soothing lubrication to the scratchy irritated dry eye. Methylcellulose 0.4%.

15mL

Contact Luzerne for current pricing.

Tetcaine™

Luzerne



A lesser used ophthalmic anesthetic. Proparacaine reportedly has less stinging upon instillation than tetracaine. Tetracaine HCl 0.5% (Compare to Pontocaine).

15mL

Contact Luzerne for current pricing.

Patient Armrest Support

Topcon



Topcon's Patient Armrest Support provides multi-positional arm support and an increased level of patient comfort. Easily adjusts to a variety of heights and angles, thereby ensur-



Exam Lane Packages

Opening a new practice? Looking to upgrade your equipment?



Veatch exam lanes are an investment in your patients, your equipment & your business.

Bundled Packages: Save Time & Money

- Visual acuity system
- Manual or Digital Refractor
- Exam chair & stand

The Quality Tools You Need At A Price You Can Afford

Don't Get Left Behind

IT'S TIME TO GO DIGITAL

Contact Us Today

Veatch Ophthalmic Instruments

www.VOI2020.com

800.447.7511

ing maximum comfort for all patients. Clamps to any tabletop surface within seconds. Suitable for a variety of uses including injections and/or routine exams. Features a cushioned surface for extra support. Can be easily dismounted and transported between exam rooms and/or office locations.
 Contact Topcon for current pricing.

Pupilometer

Digital PD Meter (Pupilometer)

Amcon



The AMCON DIGITAL PD METER is a digital precision instrument used to measure the distance between pupils. The full digital design eliminates manual measuring errors for distance targets to reading targets. Measures binocular and monocular pupil distance. Powered by four included AA batteries. Automatic shut off feature preserves battery life after one minute of inactivity. Size: 8.5" long x 6.5" wide x 2.5" high. 90 day warranty. Weight: 2.5 lbs.

EQ-6000..... \$349.00

Belrose Digital Pupilometer Model

Bel-NH-L8

Belrose



New Belrose Digital Pupilometer is precise. Lightweight and durable while still maintaining its modern design. Measures both monocular and binocularly from 50-80mm in 0.5mm increments. Viewing distance is from 30cm to infinity. Automatic shut-off saves the life of a 3AAA batteries that are included, while still being able to store unrecorded measurements. Best of all is highly accurate by having readings calculated by corneal reflection rather than pupil centers.

Belrose Digital Pupilometer Model Bel-NH-L8 \$295.00

Veatch DP3 Digital Pupilometer

Veatch



The Veatch Digital Pupilometer provides ease of use along with accuracy. The simple to use corneal reflection alignment system allows the acquisition of both monocular and binocular readings. It is accurate to 0.50 mm and its modern high tech design makes for a great addition to your practice.

Contact Veatch for current pricing.

Retinoscopes

RET500H Professional Combi Retinoscope (Head Only)

Essilor Instruments



- The first truly bimodal retinoscope
- Neutralization check
- Two-position aperture

Contact Essilor Instruments for current pricing.

Tonometers

Belrose Applanation Tonometer

Belrose



Measures intraocular pressure. Reads directly in millimeters HG. Includes calibration rod. Contact piece is readily removable for sterilization. Accuracy does not exceed ± 0.3 mm HG. This applanation tonometer is designed to function as an integral part of the Belrose and/or other Haag-Streit type slit lamps without interfering with routine slit lamp procedures. Unit swings from the top to the front of microscope head where measurements are then taken. Reading accuracy is obtained regardless of corneal radius or scleral rigidity. Includes prism tip and calibration device.

BEL-900 R-Type \$1,195.00

Prism Tip Only \$95.00

1-year warranty against defects in materials and/or workmanship.

Belrose Applanation Tonometer B-870

Belrose



New Belrose Applanation Tonometer B-870 to measure intraocular pressure in millimeters hg. Accuracy not to exceed ± 0.3 mm hg. Doubling prism tip easily removable for sterilization. This tonometer designed to fit slit lamps with a parallel optical system some examples to include Topcon SL-2D, SL-2E, SL-2ED, Zeiss 100/16 and 100/125, and Marco IV. Includes prism tip and calibration rod. Reading accuracy is obtained regardless of corneal radius or scleral rigidity.

Introductory Price! \$1195.00

Prism Tip Only \$95.00

DAT 500 T/R/Z Applanation

Tonometer

Essilor Instruments



The most common and direct method of assessing intraocular pressure

- Made with precise machined components to stringent quality and to add more reliability and repeatability to an established technique

- The take away T type DAT is fitted to the guide plate on the optical axis for the microscope and illumination unit arm

- The fixed R type is mounted on a post fitted to the microscope optical body

- The Z type DAT fits directly to the optics support arm

Contact Essilor Instruments for current pricing.

Goldmann Applanation Tonometer

Haag-Streit USA



Allows accurate measurements of intraocular pressure to be conducted as a routine examination on your slit lamp. Patented doubling prism requires displacement of only 0.56mm, increasing intraocular tension by only 2.5% and making scleral rigidity a negligible factor. Average error does not exceed ± 0.5 mm Hg. Mounting hardware available for installation of most quality slit lamps.

R 900 w/accessory box.

T 900 w/accessory box.

Contact Haag-Streit USA for current pricing.

Tonosafe Disposable Tonometer

Prism and Holder

Haag-Streit USA



Developed for single patient use. Tonosafe eliminates the risk of cross-infection. The Tonosafe and holder combine to have the same mass as the Goldman Prism, so no conversion of results is required. It takes only a movement to position the prism, and the optical clarity provides a superb view of the fluorescein semi-circles. The new Tonosafe disposable Goldman tonometer prisms are a convenient, effective method of reducing the risk of cross-infection between patients and eliminates the need to clean and disinfect prisms. 1 box of 5 trays. Each tray contains 20 Tonosafes and one prism holder.

800-787-5426 or www-haag-streit-usa.com

Contact Haag-Streit USA for current pricing.

Icare HOME

Icare USA



The Icare HOME provides a new way to obtain IOP measurements outside the doctor's office. IOP fluctuates throughout the day and this 25 hour tonometer allows patients to take their own measurements at any time. This added information gives doctors a better understanding of the patient's IOP and can be advantageous for disease management.

To learn more: info@icare-usa.com

Contact Icare USA for current pricing.

Icare ic100

Icare USA



The Icare ic100 uses patented rebound technology to measure IOP. The device is a handheld contact tonometer that requires no anesthetic or calibration for use and is suitable for every patient. The added features provide assistance to all operators for proper alignment resulting in accurate and consistent measurements.

To learn more: info@icare-usa.com

Contact Icare USA for current pricing.

VX130 Wavefront Anterior Segment Analyzer

Luneau Technology USA



The VX130 is the only instrument which features Shack-Hartmann Wavefront Aberrometry, Scheimpflug Corneal Tomography, and Placido Ring Corneal Topography combined in a single

instrument, giving you the most comprehensive and accurate anterior segment analysis available today. With patented POWERMAP® Wavefront Technology, the VX130 will provide a full

clinical assessment of both eyes in just 90 seconds to empower your eye exam.

Contact Luneau Technology USA for current pricing.

Tono Pen Tip Cover

Luzerne



Disposable latex cover that slips over tonometer tips. Should be changed after each patient to prevent cross contamination. Sterile and non-sterile.

Non-Sterile

Sterile

Contact Luzerne for current pricing.

Tonometers

Tono Tray Starter Kit with Opti-cide Solution
Luzerne



A system used to clean tonometer tips. The tonometer tips are cleaned with Tono Kleen and set in Opti-cide for 20 minutes. The tonometer tips are then removed, rinsed with Tono Rinse Wipes. Comes with instructional video.

Contact Luzerne for current pricing.

Tono-Kleen Wipes
Luzerne



Used to clean tonometer tips before soaking in Opti-Cide disinfectant solution. Individually wrapped.

100 per box
Contact Luzerne for current pricing.

NT-510 Non-Contact Tonometer
Marco



The Marco NT-2000 Non-Contact Tonometer utilizes an advanced soft air puff control that automatically regulates itself for maximum patient comfort. An automatic vertical and horizontal alignment system dramatically simplifies the overall measurement process. An automatic measurement function eliminates the need to push any buttons to register readings.

Contact Marco for current pricing.

Model 30 Pneumatometer
Reichert



The Model 30 Pneumatometer is an easy-to-use instrument that provides accurate tonometry and optional tonography functions. Utilizing a pneumatic pump and 5mm soft silicone contact area, the Model 30 Pneumatometer records 40 readings per second and displays real time readings of intraocular pressure. A gentle, floating pneumatic sensor touches the surface of the anesthetized cornea with the exact amount of applanation force required to take the measurement. In pulse tonometry mode, the ocular pulse amplitude is charted and recorded

along with IOP. The optional tonography mode allows the unit to measure the aqueous outflow efficiency of the trabecular meshwork.

Please visit www.reichert.com to request a quote.

Ocu-Film®+ Tip Covers
Reichert



Genuine-brand Ocu-Film+ Tip Covers are the only Reichert-approved covers for use with Tono-Pen tonometers. Ocu-Film+ Tip Covers protect your Tono-Pen tonometer from dust and fluids, and help protect patients from the risk of cross contamination. Unlike knock-off generic brands, Ocu-Film+ Tip Covers are talc-free to further ensure that your Tono-Pen provides you with years of trouble-free operation. Ocu-Film+ Tip Covers are hand-inspected by trained technicians and then sanitized. They are available in bulk bags or individually packaged in polyvinyl pouches.

Please visit www.reichert.com for current pricing.

- 230651 Box of 150 (individually wrapped)
- 230652 Bulk Pack of 200 (not individually wrapped)
- 230653 Bulk Pack of 600 (not individually wrapped)

Ocular Response Analyzer G3
Reichert



Ocular Response AnalyzerG3 (ORA) provides Corneal Hysteresis (CH), and indicator of the visco-elastic properties of the cornea. CH is more predictive of glaucoma visual field progression than CCT or IOP. ORA also presents IOPcc, a measure of intraocular pressure that is less affected by corneal properties. CH is now reimbursable: CPT code 92145

Contact Reichert for current pricing.

PT100 Portable Non-Contact Tonometer
Reichert



The PT100 is the world's only first truly portable, handheld non-contact tonometer. Totally cordless and lightweight, the PT100 has a long-life rechargeable battery that ensures efficient exams wherever you may be. It features a user-friendly operating system and an easy-to-read, backlit LCD. The instrument takes an IOP measurement automatically upon proper alignment.

Please visit www.reichert.com to request a quote.

P/N 13850

Reichert® 7 Auto Tonometer
Reichert



In 1972, Reichert invented the non-contact tonometer (NCT), and after 40 years continues to offer the most accurate, trusted and complete line of NCTs. With features including an easy-to-navigate touch screen interface, triple measurement mode, and fully automated alignment, The Reichert 7 provides error-free measurements and rapid patient throughput. The unique headrest-only design makes operation of the Reichert 7 extremely quick and efficient. Patients simply lean against the forehead rest while the operator touches an icon on the screen to activate the alignment and measurement process.

Please visit www.reichert.com to request a quote.

Reichert 7

Reichert® 7CR Auto Tonometer + Corneal Response Technology
Reichert



The Reichert 7CR utilizes a patented bi-directional applanation process to characterize the biomechanical properties of the cornea and reduce their impact on the IOP measurement. This measurement, referred to as a corneal compensated IOP (IOPcc) is minimally affected by corneal visco-elastic properties, thickness or surgical procedures, such as LASIK or PRK. IOPcc is more associated with glaucoma than other methods of tonometry, including Goldmann Applanation.

Please visit www.reichert.com to request a quote.

TONO-PEN®XL Tonometer
Reichert



With the same trusted accuracy as the clinically proven Tono-Pen XL, The Tono-Pen AVIA features a more ergonomic, award-winning design, a longer lasting battery and larger dual-sided LCD screens. The Tono-Pen AVIA utilizes a micro-strain gauge and advanced microprocessor technology to provide objective IOP measurements that are less influenced by operator bias than Goldmann tonometry. Ocu-Film+ Tip Covers are the only Reichert approved covers for use with Tono-Pen tonometers.

Please visit www.reichert.com to request a quote.
230650

30 YEARS VEATCH
OPHTHALMIC INSTRUMENTS

Imaging Solutions:
Serve Your Patients Further

ReSeeVit: The latest technology, Built specifically for ophthalmic professionals

Leaders of Our Industry

Choose from our suite of imaging solutions, including:

- Anterior segment imaging
- Endothelium cell imaging
- Corneal topography
- Retinal imaging

Imaging Solutions: Providing For Your Patients.

Don't Get Left Behind

IT'S TIME TO GO DIGITAL

Contact Us Today
Veatch Ophthalmic Instruments
www.VOI2020.com
800.447.7511

Tonometers

TONO-PEN®XL Tonometer
Reichert



The Reichert Tono-Pen XL has been the most trusted handheld tonometer for over 30 years, providing IOP readings that correlate closely with Goldmann tonometry. This easy-to-use instrument is designed to be lightweight and ideal for left or right handed use. Advanced signal processing enable fast and accurate IOP measurements with minimal training. Ocu-Film+ Tip Covers are the only Reichert approved covers for use with Tono-Pen tonometers.

Please visit www.reichert.com to request a quote.

230635 Tono-Pen XL Starter Kit

CT-80 Computerized Tonometer
Topcon



This non-contact computerized tonometer features a triple safety function, reduced air pressure for increased patient comfort, a built-in printer, and an automatic measuring mode. A new dual sensor system enables the instrument to produce highly accurate results. The interval between measurements has been reduced by 30%, allowing the practitioner to see more patients on a daily basis. Up to three measurements per eye plus an average value can be displayed on-screen and printed out. 430-458mm h x 272mm w x 505mm d. 18kg. AC 100, 120, 220 and 240V. 50/60Hz.

Contact Topcon for current pricing.

Applanation Tonometer TN-180B
U.S. Ophthalmic



The Luxvision TN-180B mounts easily to the slit lamp and swings down into position from above the slit lamp so you can precisely measure intraocular pressure. And, when it's not in use, the TN-180B doesn't interfere with the slit lamp operation. This tonometer is a Goldmann-style device, which is widely acclaimed as the most common and direct method of assessing IOP. The accuracy of the TN-180B makes it an ideal fit for any practice. \$1,279.00

Veatch Z-1 Applanation Tonometer

Veatch



Designed to fit on the ReSeeVit™ 3Z & 5Z model slit lamps or most "Zeiss" style models, this high quality instrument provides highly accurate intraocular pressure readings. The instrument stays permanently mounted to the slit lamp and the prism is swung down when IOP readings are required. Includes prism tip and calibration device.

Contact Veatch for current pricing.

Chair/Stand Units

Belrose Chair Mover Belrose



The Belrose Chair Mover is the most economical and efficient means to accommodate the needs of your patients in wheelchairs. Each Belrose Chair Mover fits specifically to your chair base, without having any unsightly and cumbersome platforms on your floor. Most common sizes in stock, or will customize to your specifications... \$795.00
Purchase with chair and stand then only . . . \$695.00

1800CB Chair and Stand Combination Unit

Essilor Instruments



Compact refraction unit ideal for small space

- Very compact and elegant combo
- Fully counterbalanced slit lamp arm
- Comfortable upper phoropter arm
- 3 rechargeable wells
- Halogen light
- Console features for better controls: Up / down for chair | BIO power source control | Overhead light with rheostat | Main power on / off switching

Contact Essilor Instruments for current pricing.

Lombart CS-5 Chair and Stand Lombart Instrument



Made in America, the CS-5 was developed exclusively for Lombart. The CS-5 Chair & Stand features streamlined styling for today's modern office, at an economical price point.

The Chair: Manual Recline with wide seat profile, hydraulic low lift 9" stroke with a maximum seat height of 29", illuminated membrane switch control, solid cast aluminum

frame, armrest, footrest, and base, single button folding armrests, multi-position full range articulating headrest, rotation lock with handle, ergonomically contoured cushions with anti-viral upholstery, self-lubricating hinges and bushings, choice of upholstery colors, optional foot pedal control.

The Stand: Easy to reach vertical locking handle for easy movement of slit lamp, 3 'fast charge' wells for hand instruments, flexible reading lamp with halogen illumination, illuminated membrane switch control panel for easy cleaning, counterbalanced slit lamp arm with patient safety feature, compact design easy to install, chair elevation control on slit lamp arm and console.

Contact Lombart Instrument for current pricing.

Deluxe Instrument Stands

Marco



The industry's standard in instrument-delivery systems, the Marco Deluxe and Non-console stands offer innovative features such as electric locking and chair height elevation controls on the slit lamp arm. Efficient one-handed, counterbalanced refractor arm provides convenient three-way locking. Other features on the Deluxe Stand include a full-featured console control panel, three rechargeable wells, and a scuff-resistant, high-impact base cover to reduce scratches.

1206 Stand
1213 Non-console

Contact Marco for current pricing.

Encore Stand

Marco



The Encore Stand combines the proven mechanical structure and durability of the Marco Deluxe Stand series with a modern, sophisticated appearance. A tough, leather-tone texture combined with a soft Misty Grey painted finish protects the Encore Stand and gives it a lasting, attractive appearance. The Marco Programmable Electronic Room Controller (PERC) System is built into the Encore Stand, differentiating it from other available units. The PERC system is a sophisticated electronic system that can automatically control any programmed room-lighting function during the course of an exam. This programmable control is available with every instrument plugged into the stand, as well as remote instruments such as chart projectors and fixation lights.

Contact Marco for current pricing.

S4OPTIK 1000CB Combo Chair &

Stand

S4OPTIK



S4OPTIK Smart Combos offer affordable, space-saving chair and stand solutions. The 1000CB combines the power lift 1000CH chair with S4OPTIK's exceptionally easy to use, durable instrument stand.

Contact S4OPTIK for current pricing.

S4OPTIK 1800CB Combo Chair &

Stand

S4OPTIK



S4OPTIK Smart Combos offer affordable, space-saving chair and stand solutions. The 1800CB combines the power lift 1800CH chair with reclining backrest with S4OPTIK's exceptionally easy to use, durable instrument stand.

Contact S4OPTIK for current pricing.

S4OPTIK 2000CB Combo Chair &

Stand

S4OPTIK



S4OPTIK Smart Combos offer affordable, space-saving chair and stand solutions. The 2000CB combines the power lift & rocker recline 2000CH chair with S4OPTIK's exceptionally easy to use, durable instrument stand.

Contact S4OPTIK for current pricing.



Service & Repair:

Clean, service & repair your optometry equipment



Because it's only a matter of time until technology breaks down, wears out, and needs servicing

Extend Your Equipment's Life

Choose a professional for the service of your equipment

- Factory trained techs
- Loaner program available
- 35+ Years experience
- Local & remote support

Schedule any needed service today!

Don't Get Left Behind

IT'S TIME TO GO DIGITAL

Contact Us Today

Veatch Ophthalmic Instruments

www.VOI2020.com
800.447.7511

Chair/Stand Units

S4OPTIK 2500CB Combo Chair & Stand S4OPTIK



S4OPTIK Smart Combos offer affordable, space-saving chair and stand solutions. The 2500CB combines the power lift & recline 2500CH chair with S4OPTIK's exceptionally easy to use, durable instrument stand.

Contact S4OPTIK for current pricing.

Exam Stand ERU-2600 Stand U.S. Ophthalmic



The ERU-2600 Stand complements any of Ezer's Examination Chairs, putting your selected diagnostic instruments at arm's reach. With this Stand, you won't struggle with space versus functionality challenges.

You will instead enjoy a sleek, modern design at an affordable price. The innovatively designed ERU-2600 Stand features convenient controls, an overhead lamp and slit lamp and refractor pantographic arms. The stand is also optionally available with a slit lamp arm only. Best of all, the ERU-2600 is powerful and build to last. \$41.60

Eye Stretcher EOT-2600 U.S. Ophthalmic



Ezer's EOT-2600 offers outstanding mobility, functionality and quality. This versatile motorized stretcher is ideal for eye surgery. A retractable and lockable side rail allows for easy entry and exit, with the added benefit of fall protection.

Operators can control the stretcher's movements using the manual control panel or a convenient remote control unit. You will achieve superior clinical performance and patient comfort with the EOT-2600. Positioning

from a fully supine position to chair position is fast, quiet and easy. The EOT-2600 features an elevation system and backrest driven by extremely quiet, oil-free electric gear motors. Several positions can be achieved, including the Trendelenburg position. Best of all, this stretcher is built to last, using durable yet attractive materials that are easy to clean and provide quiet, precisely-controlled operation.

*Color: Charcoal Grey \$8,900.00

Ezer Eye Stretcher EOT-1800 U.S. Ophthalmic



Ezer's EOT-1800 offers outstanding mobility, functionality and quality.

This versatile surgical table is ideal for eye surgery. A retractable headrest and armrest add to the ease of use for a range of surgical procedures in ophthalmic settings. Operators can control the table's movements using a smartly designed foot switch with two frequently-used positions already build-in for quick positioning. You will achieve superior clinical performance and patient comfort with the EOT-1800. Positioning the table is fast, quiet and easy. The EOT-1800 features an elevation system, backrest and leg rest driven by extremely quiet, oil-free electric motors. Several positions can be achieved, including the Trendelenburg position. Best of all, this surgical table is built to last, using durable yet attractive materials that are easy to clean and provide quiet, precisely-controlled operation.

*Color: Charcoal Grey \$4,500.00

CS-15 USAscopes



Table Clamp Phoropter Stand on Electric Instrument Table

CS-15 Stand: Manual Spring Positioning, Finger tip positioning, 17" vertical travel

Set up in 3 minutes or less

Weights 9 lbs.

Extremely sturdy, light weight, completely portable, Clamps vertically or horizontally

Heavy duty double locks prevent pivoting & hold phoropter securely in place

MET-3 Electric Instrument Table for:

Portable phoropter stand, Auto Refractors, Table top Slit Lams, etc.

CS-15	\$595.00
MET-3	\$595.00
MET-3	\$595.00
MET-3	\$595.00
MET-3	\$595.00

Eye-Pak Complete Emergency Eye Exam Kit USAscopes



Emergency or Missionary Eye Exams. Complete refracting set up in one or two heavy duty, water proof cases. Customize your Eye-Pak with a phoropter, hand-held slit lamp, portable phoropter stand with spring arm, Snellen charts, lensmeter, occluder, retinoscope, ophthalmoscope, etc. Heavy Duty Cases: water proof, dust proof, retractable handle and casters, Ideal for missionary events, military kits for deployment, nursing homes, satellite offices, schools, health fairs, prisons, etc.

Missionary or Expedition Discount available, please ask for details.

Phoropter Wall Mount USAscopes



Phoropter Wall Mount with spring arm. \$745.00

Phoropter Wall Mount 12" Extension USAscopes



12" Extension for Phoropter Wall Mount with spring arm. \$125.00

Portable Motorized Phoropter Stand USAscopes



This stand has been made for optometrist and ophthalmologist who would like a motorized refraction stand for small rooms, ideal for satellite offices. This new stand will fit nicely in most small offices and offer a more professional look, than when using some of the other Morrell portable phoropter stands such as the tripods, table top or table clamp stands, which work very well on missionary trips or in remote areas. Choose the lighter weight stand if you will be moving it regularly and need portability or the heavier unit to leave at one location. Both come with locking casters to move from room to room. Optional heavy duty carrying cases available .

Contact USAscopes for current pricing.

Portable Table Clamp Stand with Case USAscopes



C-109 Case, holds a CS-15 Table Clamp, Spring Arm, and a Phoropter. 4 colors Orange, Yellow, Black, and Grey, this case is heavy duty, water proof, & dust proof.

Missionary or Expedition Discount available, please ask for details.

Access Slide

Veatch



This ingenious device affords your wheelchair-bound patients easy and comfortable access to your lane of equipment without having to leave their wheelchair. The Access Slide is a sturdy chair platform that effortlessly slides along hardened steel rails to move your permanent exam chair back out of the way. Easy to install, comes pre-assembled and is compatible with most freestanding exam chairs. The foot-actuated lever eliminates the need to bend over when adjusting the position.

Contact Veatch for current pricing.

Veatch Economy Lane Package

Veatch



The Veatch Economy Lane Package includes the basic equipment needed to outfit your examination lane. We have combined the best quality equipment at the best possible price. The package includes a combo exam chair & stand, manual refractor, slit lamp and visual acuity software* \$12,995.00

*Computer required, not included.

Chair/Stand Units

Chair Glide

Walman Instruments



The easiest way to accommodate patients in wheelchairs. Works with most chairs. Works on any floor surface. Cast aluminum glide plate with stainless steel floor plate. Locks in any position. No assembly. Made in U.S.A. Five year warranty. Ships U.P.S. 1-1/2" h x 22" w x 56" l. 110lb.\$1,495.00

Examination Centers

Motorized Table

Amcon



Amcon's Motorized Table is perfect for housing ophthalmic equipment. Adjustable from 25.5 to 34.5 inches in height with the touch of a button. 110v AC Adaptor. Size: 24" x 16". Maximum load 110 lbs. 90 Day Warranty. EQ-6704.\$540.00/ea

Belrose Chair Mover

Belrose



The Belrose Chair Mover is the most economical and efficient means to accommodate the needs of your patients in wheelchairs. Each Belrose Chair Mover fits specifically to your chair base, without having any unsightly and cumbersome platforms on your floor. Most common sizes in stock, or will customize to your specifications.\$795.00 Purchase with chair and stand then only\$695.00

HRT 7000 Advanced Examination Center

Coburn Technologies



Compact and ergonomic design for the most effective use of space with the smallest footprint. Features a unique handle mechanism to facilitate the movement of the upper table and equipment with extreme ease. Power arm for manual or digital refractors offers 45 degree soft movement to accommodate any patient comfortably. Integrated keypad buttons offer easy control of power arm and chair to provide convenience for positioning of patient's eyes. Contact Coburn Technologies for current pricing.

21st Century Trend Setter System

COW Industries

An ingenious combination of exam room breakthroughs. Examine ALL patients in the most efficient and comfortable manner possible. Consists of these basic elements: Refraction Desk II/w Console, Sink, Double Upper, Single Upper, Patient Fixation Testing Center, Swivel Mount Mirror Set, and a 16" Framed Swivel Mount Screen. RMPG 17-000R\$5,700.00 Standard style available also.

Face the Patient Desk

COW Industries



Provides a centralized location for all switches, controls, and equipment needed to efficiently perform eye examinations. Features all this in a beautiful piece of furniture. This desk is ergonomically designed to allow the doctor to face his patient while writing reports. All COW refraction desks include a desk, console, trial lens drawer, indirect control center, lamp, control panel, and 3 rechargeable wells. 61" x 24-1/2" x 48-1/2". 120V AC. CBWC-17-042\$3,229.00 Standard style available also.

Sink Cabinet

COW Industries



Allows the practitioner to scrub between patients or procedures. Stainless steel sink, single lever faucet, lotion shelf, and trash disposal unit. This sink cabinet matches and complements the COW Refraction Desk. 32-1/2" h x 30" w x 25" d, 125lb. CBWC-17-012\$987.00 Standard style available also.

Wall Cabinets

COW Industries

Provides storage space above our refraction desks and sinks. Features 3 doors and 3 shelves for the desk, 2 doors and 1 shelf for the sink. These easy-to-hang cabinets are made in matching widths for either the refraction desk or sink. 24" h x 60" w x 15" d (over desk), 24" h x 29" w x 15" d (over sink), 100lb. CBWC-17-020\$483.00 CBWC-17-021\$730.00 Standard style available also.

CS-15

USAscopes




Table Clamp Phoropter Stand on Electric Instrument Table

CS-15 Stand: Manual Spring Positioning, Finger tip positioning, 17" vertical travel

Set up in 3 minutes or less

Weights 9 lbs.

Extremely sturdy, light weight, completely portable, Clamps vertically or horizontally

Heavy duty double locks prevent pivoting & hold phoropter securely in place

MET-3 Electric Instrument Table for:

Portable phoropter stand, Auto Refractors, Table top Slit Lams, etc. CS-15\$595.00 MET-3\$595.00

Veatch Economy Lane Package


Veatch



The Veatch Economy Lane Package includes the basic equipment needed to outfit your examination lane. We have combined the best quality equipment at the best possible price. The package includes a combo exam chair & stand, manual refractor, slit lamp and visual acuity software*.\$12,995.00 *Computer required, not included.

Chair Glide

Walman Instruments



The easiest way to accommodate patients in wheelchairs. Works with most chairs. Works on any floor surface. Cast aluminum glide plate with stainless steel floor plate. Locks in any position. No assembly. Made in U.S.A. Five year warranty. Ships U.P.S. 1-1/2" h x 22" w x 56" l. 110lb.\$1,495.00

**The Future Is now
The Ophthalmic
Industry Is Going
Digital & for Good
Reason.**

1. Greater Efficiency & Accuracy.
2. Large Return on Investment.
3. Increased Capabilities, Integration & Connectivity.

**Focus On
The Patient,
Not Repetitive
Data Entries**

- Dual cross cylinder
- Programmable sequences
- Wireless interface with pre-test equipment.

**Don't Get
Left Behind**

**IT'S TIME TO
GO DIGITAL**

Contact Us Today


Veatch Ophthalmic Instruments

www.VOI2020.com
800.447.7511

Examination Centers

Chair Mover

Walman Instruments



Allows for easy movement and replacement of exam chair for wheelchair-bound patients. Durable, all-steel construction provides years of no-maintenance, trouble-free use. 2" wide, nylon wheels roll on most surfaces. Positive-Lock friction brake is floor-controlled. Talk to your tax advisor about A.D.A. Tax Credit. . . . \$1,195.00

Examination Chairs

Belrose Chair Mover

Belrose



The Belrose Chair Mover is the most economical and efficient means to accommodate the needs of your patients in wheelchairs. Each Belrose Chair Mover fits specifically to your chair base, without having any unsightly and cumbersome platforms on your floor. Most common sizes in stock, or will customize to your specifications. . . . \$795.00
Purchase with chair and stand then only . . . \$695.00

2000CH Exam Chair

Essilor Instruments



Smart cradle tilt chair

- Effortless tilt recline system
- Easy 1 handed release for patient positioning
- Improved headrest design
- Robust footrest and flexible armrest
- External pedal to monitor the up & down movement

Contact Essilor Instruments for current pricing.

2500CH Exam Chair

Essilor Instruments



Fully-motorized recline chair

- User-friendly control panel for chair movement

- Extend from seated to 180° position
- Memory functions
- Strong and silent power lift system (560 lbs)
- Improved headrest design
- Robust footrest and flexible armrest
- External pedal to monitor the up & down movement

Contact Essilor Instruments for current pricing.

BRAVO Chair

Marco



For years, practitioners have asked for a simple-featured, lower cost exam chair for everyday primary care. The NEW Marco BRAVO chair embraces this basic concept in a contemporary design that complements our established family of classical chairs and instrument stands. By eliminating the recline mechanism and protruding "elbow" headrest, the BRAVO chair can be comfortably positioned against the wall, maximizing the refraction distance in small exam rooms. Convenient, pop-on cushions feature a high, curved cushion back which provides a comfortable patient headrest position for eye drops or indirect exams. The Marco BRAVO also provides over 15" of elevated stroke, which makes it easy to exam children or smaller patients.

Contact Marco for current pricing.

Encore Series Chairs

Marco



Quality features with a choice of manual or automatic recline. The standard Encore chair includes a manual pneumatic-assisted recline mechanism which uses the patient's weight for effortless patient adjustments. Recline capability allows the practitioner to recline the patient completely flat. The Encore automatic chair provides many of the same features, but provides full electronic capabilities at the touch of a button. Both include a single-handed headrest, corded foot pedal, scuff-resistant high impact covers on arms and base, and the standard durable Marco hydraulic system.

1220 Encore Automatic

1280 Encore

Contact Marco for current pricing.

EZ Tilt Chair

Marco



Structured entirely out of steel and covered with an ultra-modern, durable composite body, the new EZ Tilt Chair from Marco is a sleek new design that uses the patient's own weight for a silky smooth counterbalancing motion. Fast and easy-to-use, the new EZ Tilt Chair utilizes an exclusive double hydraulic cylinder system that provides an extended 300mm range of motion that accommodates all patient and practitioner sizes. Standard features include both fingertip and foot-pedal controls, automatic return functions, single-handed headrest, and a foot-operated chair rotation lock.

Contact Marco for current pricing.

Reliance Model 520 Chair

Reliance Medical Products



Manual pneumatic assisted tilt recline examination chair features unique styling and functionality. Recline bar located on chair back with chair base controlled by footswitch. Stationary pillow headrest standard. CSA, C/US Certificate of Compliance. Large, padded headrest is fixed in place to keep the patient comfortable in the reclined position. Comfortable and convenient armrests allow easy ingress and egress from either side of the chair as upholstered arms rotate upward. Armrests are upholstered and padded for patient comfort. A recline bar, which is easily grasped from both sides of the chair, controls the assisted recline of the chair. The chair reclines to the maximum angle of 40 degrees. Made in America.

- Weight: 310lb.
- 120v, 60 Hz, 3.0 Amps. Optional: 230v, 50 Hz, 3.0 Amps.
- Base height: 21 1/2" to 32 1/2".
- 22 1/8" X 24 1/4" base.

Contact Reliance Medical Products for current pricing

800-735-0357 www.reliance-medical.com

Reliance® Model 2000 Chair for

Laser Procedures

Reliance Medical Products



Power chair with adjustable backrest. Single footswitch to raise/lower chair. Single swivel lock. Chair swivels 360°. Minimum seat height 19 3/4". Range of elevation is 9". Base dimension 18" square. 98 lb. 115V. 60Hz, 8.0A.

Contact Reliance Medical Products for current pricing

800-735-0357 www.reliance-medical.com

Reliance® Model 3000 Chair

Reliance Medical Products



General examination chair. Excellent performance for affordable price. Features include: pump hydraulic base, articulating armrests, and unique pneumatic assisted recline mechanism. Foot mechanism operates hydraulic lift with a single hand. You can recline patient 90° or any position between horizontal and vertical. 23" round base. 220 lb.

Contact Reliance Medical Products for current pricing

800-735-0357 www.reliance-medical.com

Reliance® Model 6200 Chair

Reliance Medical Products



Hydraulically controlled by single detached footswitch or switches on both sides of chair back. Manual pneumatically assisted recline back only or full table. Designed for ease of patient positioning with switches and recline mechanisms located for convenient operation. 110V, 60Hz, 8.0A, overall: 24-1/4" w x 36" d. Shipping weight of 355 lb.

Contact Reliance Medical Products for current pricing

800-735-0357 www.reliance-medical.com

Reliance® Model 7000 Chair

Reliance Medical Products



Full-powered examination chair which adjusts to the table position with the touch of a switch. Dual foot switches and switches on each side of the chair back. Fully adjustable headrest. Hinged armrests and footrest. Available in either high (22 3/4" to 33 3/8") or low (20 1/4" to 28 3/4") base model. Available with a wide range of colors. Base diameter 22-1/8" x 24-1/4". 325 lb. 115V. 50/60 Hz, 6.3A.

Contact Reliance Medical Products for current pricing

800-735-0357 www.reliance-medical.com

Examination Chairs

Reliance® Model 980 Chair Reliance Medical Products



Full power articulating chair/table top, hinged armrests, hinged footrest, with removable cushions and dual controls for base and top, either by footswitch or finger switches on chair back. Overall depth, chair position 37" (101cm), table position 60" (152cm), excluding headrest. Available in either high (23 5/8" to 34 1/2" [60cm to 87cm]) or low (21 1/8" to 29 5/8" [54cm to 75cm]) base model. Electric Motor 120V., 50/60 Hz, 6.3A.

Contact Reliance Medical Products for current pricing
800-735-0357 www.reliance-medical.com

Reliance® Model FX-920 Power Tilt Chair™ Reliance Medical Products



Full-powered examination tilt chair which allows the patient to maintain position as the chair is reclined. Power tilting top using membrane finger switches and corded footswitch with auto return. Programmable tilting feature. Hydraulic lift mechanism. Single-hand head rest standard.

Available in either high (24 3/4" to 35 5/8") or low (22 1/4" to 30 1/2") base model. Base diameter 22 5/16" X 24 1/2". 370 lb. 110V, 50/60 Hz, 6.3A.

Contact Reliance Medical Products for current pricing
800-735-0357 www.reliance-medical.com

Reliance® Models 7000 and 710 Premiere Exam and Procedure Chairs Reliance Medical Products



Full-powered examination chair which adjusts to the table position with the touch of a switch. Dual foot switches and switches on each side of the chair back. Fully adjustable headrest.

Taller backrest with a contoured seat. Longer, rounded hinged armrests and hinged footrest. Customizable chair options available, or four stunning color themes to choose from. 350 lb. 115V. 50/60 Hz, 6.3A.

Contact Reliance Medical Products for current pricing.

Reliance® XOMA™ Exam Room System Reliance Medical Products



An all-in-one system that integrates with the Haag-Streit BQ slit lamp. Design is contemporary and sharp. Includes safety features for mechanical chair height adjustment. Patient education system is large and located in closer proximity to the patient and physician. 800 lbs without shipping crate. Hydraulic lift. 120V., 50/60 Hz, 12.0A.

Contact Reliance Medical Products for current pricing.

S4OPTIK 1000CH Examination Chair S4OPTIK



S4OPTIK 1000-CH Examination Chair offers a superior patient experience with the smooth, virtually silent lifting with the Swiss-made KleenTech® lift system.

Contact S4OPTIK for current pricing.

S4OPTIK 1800CH Examination Chair S4OPTIK



S4OPTIK 1800CH is a durable, comfortable, flexible examination chair which features smooth, virtually silent lifting with the Swiss-made KleenTech® lift system and a variable recline backrest which allows Recline or Incline at any position down to 170°.

Contact S4OPTIK for current pricing.

S4OPTIK 2000CH Examination Chair S4OPTIK



The S4OPTIK 2000CH Examination Chair is the perfect choice for today's modern practice. It features a precision engineered Cradle Track System, convenient Tilt Release Controls, strong, yet silent Power Lift System, intelligent Rotation Lock, robust Foot Rest, functional Armrests, sensible Height Control locations, and improved Headrest design.

Contact S4OPTIK for current pricing.

S4OPTIK 2500CH Examination Chair S4OPTIK



The S4OPTIK 2500CH Fully Automatic Examination Chair features a precision engineered motorized recline system which extends from a seated to a supine position or any position in between. The 2500CH Examination Chair also includes such features as convenient membrane buttons, a strong, yet silent Power Lift and Recline System, intelligent Rotation Lock, robust Foot Rest, functional Armrests, sensible Height Control locations, and an improved articulating Headrest design.

Contact S4OPTIK for current pricing.

OC-2200 Signature Series Chair Topcon



This manual powered examination chair features solid cast aluminum frame, armrest, footrest and base. Independent folding armrest with single release lock. Superior brake system using dual action lock with handle located on chair side. Easily recline to full supine position with the touch of a single button. Ergonomically contoured cushions with built-in lumbar support and full range articulated headrest. Back illuminated membrane switch control. Low voltage electrical system meets standard UL 2601. Available high 22.5" to 35" or low 20.5" to 29" base model. Wide array of upholstery colors available and available of foot pedal. Upright: 55"/53"h x 40"w x 28"l. Reclined: 55"/53"h x 75"w x 28"l. 281lbs. 115/220V.

Contact Topcon for current pricing.



Exam Lane Packages

Opening a new practice?
Looking to upgrade
your equipment?



Veatch exam lanes are an investment in your patients, your equipment & your business.

Bundled Packages: Save Time & Money

- Visual acuity system
- Manual or Digital Refractor
- Exam chair & stand

The Quality Tools You Need At A Price You Can Afford

Don't Get Left Behind

IT'S TIME TO GO DIGITAL

Contact Us Today

Veatch Ophthalmic Instruments

www.VOI2020.com
800.447.7511

Examination Chairs

OC-2300 Signature Series Chair

Topcon



A full powered examination chair that features solid cast aluminum frame, armrest, footrest and base. Independent folding armrest with single release lock. Superior brake system using dual action lock with handle located on both chair sides. Ergonomically contoured cushions with built-in lumbar support and single-handed articulating headrest. User-friendly back illuminated membrane switches with two-position memory and foot control switch. Low voltage electrical system meets standard UL 2601. Available high 22.5" to 35" or low 20.5" to 29" base model. Standard foot pedal control. Wide choice of upholstery colors. Upright 55"/53"h x 43"w x 28"l. Reclined 55"/53"h x 75"w x 28"l. 286lbs. 115/220V.

Contact Topcon for current pricing.

OC-2400 Signature Series Power Tilt Chair

Topcon

Topcon



Full powered tilt examination chair features Topcon's exclusive motorized tilt and innovative FlashPort technology. Backrest inclines from 105° to 150°. Armrest frame, footrest and base are constructed of solid cast aluminum. Superior braking system using dual-action lock with handle located on both chair sides. User-friendly illuminated membrane switches with two-position memory and foot control switch. Independent folding armrest with single release lock. Ergonomically contoured upholstery with built-in lumbar support. Low voltage electrical system meets new standard UL 2601. Available high 30.5" or low 21.5" base model. Standard foot pedal control, Variety of upholstery color choices. Upright: 53"h x 40"w x 28"l. Reclined 53"h x 59"w x 28"l. 286lbs. 115/220V.

Contact Topcon for current pricing.

Motorized Exam Chair ERU-2600

Chair

U.S. Ophthalmic



Ezer ERU-2600 Chair for Refraction Unit is full of power, innovative in design, and built to last; the 180-degree angle reclining chair makes it a favorite among eye care specialists.

The ERU-2600 is an ophthalmological motorized chair that you can easily operate using the unit's built-in control panel. The ERU-2600 features an elevation system for the seat, backrest and legs—all of which are driven by extremely quiet, oil-free electric gear motors. Several positions can be achieved, including sitting upright, lying down at full tilt, and the intermediate positions of your choice. Best of all, this motorized exam chair is built to last, using durable yet attractive materials that are easy to clean and provide quiet, precisely controlled operation. \$2,955.00

Motorized Exam Chair ERU-5200

Chair

U.S. Ophthalmic



The Ezer ERU-5200 Chair for Refraction Unit with its innovative design and advanced technology was built to last.

The ERU-5200 is an ophthalmological motorized chair that you can easily operate using the unit's supplied control panel. The ERU-5200 features an elevation system for the seat, backrest and legs—all of which are driven by extremely quiet, oil-free electric gear motors. Several positions can be achieved, including sitting upright and the intermediate positions of your choice. One of the ground-breaking features of the ERU-5200 is the "Zero Gravity" Position, created by NASA®. This position aligns the patient's feet to the heart level improving blood circulation and helping the patient relax during the time of examination. Best of all, this motorized exam chair is built to last, using durable yet attractive materials that are easy to clean and provide quiet, precisely controlled operation. . . . \$3,545.00

Phoropter Wall Mount


USAscopes



Phoropter Wall Mount with spring arm. \$745.00

Phoropter Wall Mount 12" Extension


USAscopes



12" Extension for Phoropter Wall Mount with spring arm. \$125.00

Veatch Economy Lane Package

Veatch




The Veatch Economy Lane Package includes the basic equipment needed to outfit your examination lane. We have combined the best quality equipment at the best possible price. The package includes a combo exam chair & stand, manual refractor, slit lamp and visual acuity software*. \$12,995.00
*Computer required, not included.

Instrument Covers

Belrose Universal Instrument Covers

Belrose



To protect your optical instruments from dust and elements. Clear, washable, durable vinyl. Prevent unnecessary cleanings and/or service calls. Phoropter® Refractor Covers 17-1/2" x 14", NCT/Slit Lamps 14" x 17" x 14", Projector/Lensometer and Keratometers 24" x 12".
NCT/Slit Lamps \$15.00
Phoropter/Refractor \$15.00
Projectors/Lensometers and Keratometers. . . \$10.00

Dust Covers

Luzerne



Used for covering ophthalmic equipment to protect against dust and the environment. Durable/washable nylon. Used for the following: Phoropter, Slit Lamps (Long and Short), Projector, Lensometer, Keratometer, Visual Field and Custom Made (call for quote for custom). Call for exact measurements.

Phoropter Case

USAscopes



Heavy duty, water, and dust proof. . . . \$345.00

Phoropter Wall Mount

USAscopes



Phoropter Wall Mount with spring arm. \$745.00

Phoropter Wall Mount 12" Extension

USAscopes



12" Extension for Phoropter Wall Mount with spring arm. \$125.00

Instrument Covers

Veatch



Veatch Instrument Covers keep expensive instruments dust-free, which helps to lower

maintenance expense. These are high quality, durable, washable nylon covers, which will not tear or discolor. These are the finest covers available to protect your instrument investment.

Autorefractor Cover.....	\$28.00
Keratometer Cover.....	\$20.00
Lensmeter Cover.....	\$20.00
NCT Cover.....	\$28.00
Phoropter Cover.....	\$25.00
Projector Cover.....	\$20.00
Slit Lamp Cover, Long.....	\$30.00
Slit Lamp Cover, Short.....	\$22.00

Instrument Stands

Lamp Assembly

Belrose



Brand new Universal overhead lamp assembly for Instrument stand.

Bel-OLA \$295.00

2000ST Instrument Stand

Essilor Instruments



The benchmark for high-comfort daily use

- This stand can be used with 1800CH, 2000CH or 2500CH - Robust and ergonomic features

- Lock / release mechanism for slit lamp arm • Counterbalanced phoropter arm - Halogen light

- 3 rechargeable wells with instrument console: Up / down for chair | BIO power source control | Overhead light with rheostat | Power on / off switching - Reversible configuration (Left / right positioning) - Wheelchair accessible optional

Contact Essilor Instruments for current pricing.

Drug and Tissue Caddy 080

Luzerne



End work place clutter with this convenient and useful organizer. Holds 4 eye drop bottles 5 to 15mL; plus areas for tissue, swabs, pens, etc. Wipeable plastic with weighted base.

Contact Luzerne for current pricing.

Drug and Tissue Caddy 313

Luzerne



End workplace clutter with this convenient and useful organizer. Holds 8 eye drop bottles 5 to 15 mL; plus areas for tissue, swabs, pens, etc. Wipeable plastic with weighted base.

Contact Luzerne for current pricing.

Ophthalmic Drug Caddy

Luzerne



End workplace clutter with this convenient and useful organizer. Holds 17 eye drop bottles 5 to 15 mL; with 5 more sections for Algerbrush, wipes and more. Wipeable plastic with weighted base.

Contact Luzerne for current pricing.

Orion Workstation

Marco



The Marco Orion Workstation conveniently and comfortably integrates all diagnostic exam room instruments in a sleek, attractive arrangement. The key feature of the Orion is an innovative "sliding" electronic table that provides automated control of slit lamp elevation and horizontal positioning. With the combination physician's desk and optional extension table, the Orion provides plenty of workspace to accommodate everything a practitioner needs. Numerous instrument mounting accessories help complete the ensemble, creating a unique examination atmosphere.

Contact Marco for current pricing.

Eclipse Room Light System

Reliance Medical Products



An infrared system allows control of examination room incandescent and/or fluorescent lights. System permits programming of a maximum of 16 combinations. Eclipse is easy to install with minimal office rewiring. The Eclipse will retrofit to most existing Reliance stands. 120V.

Options available for multiple types of lighting systems (fluorescent, LED etc.). Optional BIO hanger available as well.

Contact Reliance Medical Products for current pricing 800-735-0357 www.reliance-medical.com

S4OPTIK 1600ST Instrument Stand

S4OPTIK



S4OPTIK's 1600ST brings Elegant Simplicity to the exam room; with clean esthetics, exceedingly simple instrument positioning and strong, durable construction. It features precision counterbalanced refractor and slit lamp arms, a functional instrument console and a halogen overhead lamp.

Contact S4OPTIK for current pricing.

S4OPTIK 2000ST Instrument Stand

S4OPTIK



S4OPTIK's 1600ST brings Functional Sophistication to the exam room; with clean esthetics, exceedingly simple instrument positioning and strong, advanced functionality, and durable construction. It features precision counterbalanced refractor and slit lamp arms, an advanced instrument console and a halogen overhead lamp.

Contact S4OPTIK for current pricing.

IS-5500 Instrument Stand

Topcon



The Topcon IS-5500 Instrument Stand includes innovative functions along with traditional Topcon quality and durability. Among the innovations, the IS-5500 features a white LED overhead lamp, and a smaller and more compact design that brings the control panel and the charging wells down towards the user, facilitating their reach. An illuminated liquid-proof membrane control panel make it easy to operate in darkened environments and provide full control of the stand, chair and room light functions. Its innovative EZ-Lock Brake Release mechanism allows for effortless movements and easy storage between exams.

Contact Topcon for current pricing.

30th VEATCH
OPHTHALMIC INSTRUMENTS

Imaging Solutions:

Serve Your Patients Further

ReSeeVit: The latest technology, Built specifically for ophthalmic professionals

Leaders of Our Industry

Choose from our suite of imaging solutions, including:

- Anterior segment imaging
- Endothelium cell imaging
- Corneal topography
- Retinal imaging

Imaging Solutions: Providing For Your Patients.

Don't Get Left Behind

IT'S TIME TO GO DIGITAL

Contact Us Today

Veatch Ophthalmic Instruments

www.VOI2020.com
800.447.7511

Instrument Stands

Cases for Tripods, Bi-Pod, Phoroptors® and most other Ophthalmic Instruments and Microscopes
USAsopes



Econo case: This case can transport your phoropter and/or portable stand. Has foam cutouts for easy positioning and casters for pulling. Works well for storage or light travel from your car to your office. Not recommended for airline travel or for shipping with common carriers, see optional heavy duty cases. Contact USAsopes for current pricing. Missionary or Expedition Discount available, please ask for details

Eye-Pak Complete Emergency Eye Exam Kit
USAsopes



Emergency or Missionary Eye Exams. Complete refracting set up in one or two heavy duty, water proof cases. Customize your Eye-Pak with a phoropter, hand-held slit lamp, portable phoropter stand with spring arm, Snellen charts, lensmeter, occluder, retinoscope, ophthalmoscope, etc. Heavy Duty Cases: water proof, dust proof, retractable handle and casters, ideal for missionary events, military kits for deployment, nursing homes, satellite offices, schools, health fairs, prisons, etc. Missionary or Expedition Discount available, please ask for details.

Heavy Duty Cases: for Tripods, Bi-Pods, Phoroptors, Auto Refractors, & most other Ophthalmic Instruments and Microscopes
USAsopes



Water proof, dust proof, foam cutouts for easy packing, retractable handles and casters for pulling. These cases work well for storage, can take most abuse from common carriers.

Ideal for transporting your instruments to missionary events, nursing homes, satellite offices, schools, health fairs, military deployment etc. These cases are also available in other sizes for instruments like auto refractors, slit lamps, lensmeters, etc.

Remote Area Medical parachute drop. Heavy duty cases also available in other sizes for instruments like auto refractors, etc... Contact USAsopes for current pricing.

LT-07 Portable Phoropter Stand
USAsopes



The LT-7 ultralite, aluminum portable stand & spring arm weigh only 9 lbs., regular tripod length is 40" but can be shortened to 29" in length when removing the leg extensions, which allows for easy packing, fits in most suitcase cases along with your clothes.

Price does not include phoropter or case. . . . \$875.00 Missionary or Expedition Discount available, please ask for details.

Morrell Phoropter Spring Arm
USAsopes



The Morrell Spring Arms have been tested under rigorous conditions by military and civilian doctors in deployment and expedition type use. Rotates 360 degrees, adjustable spring tension allows for 17" vertical movement, accommodates phoropter for adults or children. The brake knob can be used to lock the arm in any position. This phoropter arm can be mounted on Tripods, Table Clamps and Wall Mounts. Ideal for satellite offices, medical mobile vehicles, and missionary expeditions, or we can help custom fit for your projects. Total weight: 6 lbs. (Price does not include phoropter or case) Contact USAsopes for current pricing.

Morrell Portable Tripod T-01
USAsopes



Works well for missionary expeditions, satellite offices, schools, health fairs, military, industries, nursing homes, conventions, etc. Lightweight (tripod 6 pounds & spring arm 6 pounds) heavy duty, extremely stable portable tripod for Phoroptors. Regulated spring balanced Phoropter arm for easy positioning. Several different cases available, with foam cutouts, w/wheels, heavy duty, waterproof for just the phoropter, just the tripod or for both the tripod and the phoropter.

Tripods, Table Clamp, Table Top, Wall Mount and Bi-Pod phoropter stands.

T-01 \$745.00
Contact USAsopes for current pricing.
Missionary or Expedition Discount available, please ask for details.

Phoropter Wall Mount
USAsopes



Phoropter Wall Mount with spring arm. \$745.00
Phoropter Wall Mount 12" Extension
USAsopes



12" Extension for Phoropter Wall Mount with spring arm. \$125.00

Portable Bi-Pods (Phoropter Stand) - 100% Wheel Chair Accessible
USAsopes



The BP-01 (Bi-Pod) lightweight sturdy and compact. Assembles in 10 minutes. The 100% patient wheelchair accessibility makes it ideal for satellite offices, military, missionary expeditions, nursing home visits, schools or leave behind and donate to a foreign mission clinic. A water bag counterweight is used for stability + portability. Please ask for details. Optional: Overhead lamp, Electrical outlets, Projector Yoke or foot plate, Cases.

BP-01 \$1,195.00
Missionary or Expedition Discount available, please ask for details.

Portable Motorized Phoropter Stand
USAsopes



This stand has been made for optometrist and ophthalmologist who would like a motorized refraction stand for small rooms, ideal for satellite offices. This new stand will fit nicely in most small offices and offer a more professional look, than when using some of the other Morrell portable phoropter stands such as the tripods, table top or table clamp stands, which work very well on missionary trips or in remote areas. Choose the lighter weight stand if you will be moving it regularly and need portability or the heavier unit to leave at one location. Both come with locking

casters to move from room to room. Optional heavy duty carrying cases available. Contact USAsopes for current pricing.

Portable Table Clamp Stand with Case
USAsopes



C-109 Case, holds a CS-15 Table Clamp, Spring Arm, and a Phoropter. 4 colors Orange, Yellow, Black, and Grey, this case is heavy duty, water proof, & dust proof. Missionary or Expedition Discount available, please ask for details.

Travel Kits for Eye Expedition
USAsopes



KITS FOR ALL EYE EXPEDITIONS: Traveling? Don't Forget? USAsopes can supply kits for eye expeditions, large or small events. Many items to choose from: Dispensary Tool Kits, Rubber Gloves, Eye Drops, Flash Lights, Pen Lights, Occluder, Mosquito Net, Dramamine, Mosquito Spray, Eye Charts, Laser Pointer, First Aid Kits for Individual or Groups (up to 200), Sleeping Bags and many more items to make your travel a great success including portable stands and refracting instruments. Contact USAsopes for current pricing. Missionary or Expedition Discount available, please ask for details.

TT-01 Table Top Portable Phoropter Stand
USAsopes



The Morrell TT-01 Table Top Phoropter Stand weighs 12 pounds complete with its spring arm. This sturdy stand will support a phoropter or another instrument, weighing 20 lbs. or less, on its counterbalanced spring arm without additional counter weight. Assembles in less than 5 minutes, the spring arm has a vertical travel range of 17", so you can easily place your phoropter at any height needed for children or adults. This stand can be placed on any flat, level surfaces such as desks, tables, counters, etc. If traveling by air, you can pack your Table Top Stand and phoropter in one of our cases with foam cutouts. If you are very limited in the number of luggage pieces, this stand is ideal as it breaks down so compactly that you can include it in your suit-

case between your clothes. (Price does not include phoropter or case)... \$745.00
 Contact USAscopes for current pricing.
 Missionary or Expedition Discount available, please ask for details.

Veatch Economy Lane Package

Veatch




The Veatch Economy Lane Package includes the basic equipment needed to outfit your examination lane. We have combined the best quality equipment at the best possible price. The package includes a combo exam chair & stand, manual refractor, slit lamp and visual acuity software*. \$12,995.00
 *Computer required, not included.

Instrument Tables

Belrose Custom Formica Tops

Belrose



Special formica tops for manual and/or motorized tables. High-quality formica tops. Sizes indicated below, or will customize to your specifications.

13" x 14" x 1".....	\$95.00
18" x 32" x 1".....	\$125.00
18-1/2" x 37" x 1".....	\$149.00
19" x 40" x 1".....	\$195.00

Belrose Motorized Instrument Table II

Belrose



The Belrose Motorized Table II is well built, durable plus attractive and is supported by a steel frame. The up/down switch is conveniently located on the support column. This table in the lowest position measures 25.75", while is 34.5" completely raised. The table includes four casters, two of the locking with a convenience outlet that can provide your choice of 110 or 220 volts via a voltage selector located on the side of the base not to exceed 6 amps. Also included is a white formica top that measures 23.5" x 15.5" x 1" with rounded safety "corners" with a special molding that protects formica top from chipping and/or cracking.

Belrose Dual Instrument Top 18x31x1.....	\$125.00
Belrose Triple Instrument Table Top 18.5x36x1	\$149.00
Introductory Offer Only.....	\$695.00

Belrose will custom make any size top you may want!

Motor Table

Belrose



This unique motor table measuring 35" x 18" that has a sliding instrument top that moves 17" in either direction. Bring your pretesting instruments to your patients instead of them rolling back and forth. Includes 3 plug-in outlets that turn ON and OFF via separate switch conveniently located on front panel with main switch and UP-DOWN switches. Lowest position of 28 1/4" with 36 1/4 of height. Based opening of 29 _ inches to accommodate patients in wheel chairs.
 Tw-2543..... \$995.00

Motor Table-Curve Top

Belrose



Belrose all new motor Table with Curved top Excellent for pre-Testing. Measures 27" lo to 35" High. Includes 3 plug in outlets that are control by separate switch. Table top measures 36 5/8 across. Base opening of 29" to accommodate wheel chair patients.
 Curved Top Only..... \$250.00
 Tw-2258..... \$995.00

New Belrose Pre-Test Power Table- BEL-TBS1000

Belrose



Your best choice for pre-test table, wheelchair accessible. Smooth and quiet operation with ranges from 24" in lowest position to 38" in highest. Table top with size: 64"L x 20"W x 1".....\$1,895.00

CIT 4000 Compact Instrument Table

Coburn Technologies



The compact Huvitz CIT-4000 rolling instrument table is ideally sized for a variety of

diagnostic and refractive instruments. Easy up, down movement by simple operation and a great fit for Coburn/Huvitz Slit Lamps or Auto Refractors. Features include:

- Easy up/down movement by simple pedal operation
- Ideal fit for Coburn/Huvitz Slit Lamps or Auto Refractors
- Table size: 15.75" x 19.75" (500mm x 400mm)
- Max/Min height: 24/33.5" (600/850mm)

Contact Coburn Technologies for current pricing.

Table TAB 3500

Essilor Instruments



- Motorized table for 3 instruments
- Table size: 20" x 42" rectangular shape and 24" x 46" curved shape
- Maximum load: 265 lbs.
- Minimum height: 27.5"
- Maximum height: 36"

- Wheelchair and flexible positioning column and wheels
- Also TAB3000 for a straight 3-instrument table

Contact Essilor Instruments for current pricing.

Table TAB 4500

Essilor Instruments



- Motorized table for 4 instruments
- Table size: 20" x 56" rectangular shape and 28" x 57" curved shape / Maximum load: 265 lbs. / Minimum height: 27.5" / Maximum height: 36" / Wheelchair and flexible positioning column and wheels
- Also TAB4000 for a straight 4-instrument table

Contact Essilor Instruments for current pricing.

30th VEATCH
 OPHTHALMIC INSTRUMENTS

Service & Repair:

Clean, service & repair your optometry equipment

Because it's only a matter of time until technology breaks down, wears out, and needs servicing

Extend Your Equipment's Life

Choose a professional for the service of your equipment

- Factory trained techs
- Loaner program available
- 35+ Years experience
- Local & remote support

Schedule any needed service today!

Don't Get Left Behind

IT'S TIME TO GO DIGITAL

Contact Us Today

Veatch Ophthalmic Instruments

www.VOI2020.com
 800.447.7511

Instrument Tables

**Lombart Dual Lift Three Position
Instrument Table**
Lombart Instrument


Facilitate up to three instruments with this space-saving Lombart 3 Position Instrument Table, featuring dual synchronized lifts and effortless wheelchair accessibility for ADA compliance (and qualify for ADA tax credits). It's smooth and silent movement, clean and stylish design, and functional size makes it the perfect table for most pretest rooms.

Contact Lombart Instrument for current pricing.

**Lombart Dual Lift Two Position
Instrument Table**
Lombart Instrument


Save time and space with the Lombart Dual Lift 2 Position Instrument Table. These tables qualify for ADA credits and are wheelchair accessible. Custom table top sizes are available upon request.

Contact Lombart Instrument for current pricing.

Lombart Electric Table
Lombart Instrument


The Lombart electric instrument table can be used to hold one instrument with the small table top or two instruments with the large table top. The range of movement is 25" - 33". Table tops are available at additional charge. Maximum weight is approximately 100 pounds.

Contact Lombart Instrument for current pricing.

Lombart Refraction Desk
Lombart Instrument


Contemporary styling, quality construction and efficient design makes Lombart Refraction Desk the right choice to complete your exam room. A large writing surface and ample drawer space, combined with the angled trial lens drawer, facilitates access to a wide selection of ancillary tests and supplies. The standard limestone laminate enhances any decor. Optional colors and styles are available including a sink unit. Reliable E.T.L. Listed approved electronics conforming to U. L. STD 544 uniquely controls room and fixation lighting as well as recharging your hand instruments.

Contact Lombart Instrument for current pricing.

S4OPTIK 2-UP Instrument Table
S4OPTIK


S4OPTIK's 2-UP Instrument table features a wheelchair accessible design with a 36" table top.

Contact S4OPTIK for current pricing.

S4OPTIK 3-UP Instrument Table
S4OPTIK


S4OPTIK's 3-UP Instrument table features a wheelchair accessible design with a curved table top to accommodate 3 instruments.

Contact S4OPTIK for current pricing.

S4OPTIK ATLAS Instrument Table
S4OPTIK


S4OPTIK Atlas Single Pedestal Table is designed to provide excellent stability with silent, effortless lift. The modern design and durable construction of the Atlas table makes

it an ideal choice for any practice.

Contact S4OPTIK for current pricing.

AIT-16 Automatic Instrument Table
Topcon


The AIT-16 has everything you need to support and position your instrumentation. It offers 20mm more motorized height adjustment, has two convenience outlets, and locking casters to secure the table. It also features anchoring devices located next to the back casters that secure the table to the floor and prevent sliding. The H pattern base will work perfectly for almost any application. With a maximum load of 50kg, it will even support a complete retinal camera. For added convenience, the up/down control switch is located underneath the tabletop. A new tabletop is available to mount onto the AIT-16. This tabletop comes in single and double types and also fits the previous model (AIT-15).

Contact Topcon for current pricing.

AIT-250W Adjustable Instrument Table
Topcon


This wheelchair accessible instrument table supports two instruments with a maximum load capacity of up to 450 lbs. It features a 12" range of elevation travel and four programmable memory height and user positions. Table height is fully adjustable with heavy duty synchronized powered legs & durable table top construction as well as an anti-squeeze safety switch. An electrical power strip is supplied with each unit. 26.12-38 (H) x 24 (D) inches. 105 lbs.

Contact Topcon for current pricing.

AIT-350W Adjustable Instrument Table
Topcon


This wheelchair accessible instrument table supports three instruments with a maximum load capacity of up to 450 lbs. It features a 12" range of elevation travel and four programmable memory height and user positions.

Table height is fully adjustable with heavy duty synchronized powered legs & durable table top construction as well as an anti-squeeze safety switch. An electrical power strip is supplied with each unit. 26.12-38 (H) x 58.29 (W) x 26.82 (D) inches. 115 lbs.

Contact Topcon for current pricing.

AIT-650 Ophthalmic Instrument Table
Topcon


The Topcon AIT-650 Ophthalmic Instrument Table from Topcon combines reliability, ergonomics, mobility and ease-of-use. The durable and ergonomic design can accommodate any major instrument while still being compact enough to fit into small spaces. Contact Topcon Medical Systems for current pricing.

AIT-W1 Instrument Table
Topcon


The AIT-W1 Instrument Table fits flush against the wall and can be accessed from the front and both sides, providing wheelchair accessibility, saving space and facilitating the use of ophthalmic instruments. It can hold one instrument. 27 x 24 x 23 in.

Contact Topcon for current pricing.

AIT-W2 Instrument Table
Topcon


The AIT-W2 Instrument Table fits flush against the wall and can be accessed from the front and both sides, providing wheelchair accessibility, saving space and facilitating the use of ophthalmic instruments. It can hold two instruments. 36 x 24 x 23 in.

Contact Topcon for current pricing.

Instrument Tables

Motorized Electric Table ET-175

U.S. Ophthalmic



The Luxvision ET-175 is ideal for eye care practice and easily accommodates one instrument.

The streamlined design offers a moveable base with locking wheels and offers motorized height adjustment controls on the pedestal. High-grade casters ensure safe and stable movement.

*Voltage: 110V / 220V \$620.00

Motorized Electric Table ET-185

U.S. Ophthalmic



The Luxvision ET-185 is ideal for eye care practice. The power of motor is ready to support the weight of two instruments, making this the difference with the table ET-175.

The streamlined design offers enhanced height adjustment and a moveable base with locking wheels. High-grade casters ensure safe and stable movement.

*Long Table Top sold separately.

*Voltage: 110V \$746.00

Motorized Electric Table ET-185

U.S. Ophthalmic



The Luxvision ET-185 is ideal for eye care practice. The power of motor is ready to support the weight of two instruments, making this the difference with the table ET-175.

The streamlined design offers enhanced height adjustment and a moveable base with locking wheels. High-grade casters ensure safe and stable movement.

*Long Table Top sold separately.

*Voltage: 110V \$746.00

CS-15 USAsopes



Table Clamp Phoropter Stand on Electric Instrument Table

CS-15 Stand: Manual Spring Positioning, Finger tip positioning, 17" vertical travel

Set up in 3 minutes or less

Weighs 9 lbs.

Extremely sturdy, light weight, completely portable, Clamps vertically or horizontally

Heavy duty double locks prevent pivoting & hold phoropter securely in place

MET-3 Electric Instrument Table for:

Portable phoropter stand, Auto Refractors, Table top Slit Lams, etc.

CS-15 \$595.00

MET-3 \$595.00

Veatch Electric Instrument Table

Veatch



The Electric Instrument Table moves smoothly in finite increments, preventing damage to delicate instruments and their settings. At a conservative footprint, this instrument does not take up valuable office space. The Electric Instrument Table is built for years of dependable service.

Contact Veatch for current pricing.

*Pictured with optional table top.

Veatch Wheelchair Table

Veatch



The Wheelchair Accessible Instrument Table provides a large lifting capacity along with the ability to examine patients seated in a wheelchair. As an added benefit, this table qualifies for ADA tax credits. Save up to 50% of the purchase price in tax credits.

Contact Veatch for current pricing.

*Pictured with optional table top.

Stools/Chairs

Belrose Ophthalmic Stool with backrest

Belrose



This high quality pneumatic stool provides extreme comfort for both practitioner and patient. Sturdy lever allows easy adjustment of seat height via an ultra quiet pressure cylinder. The seat cushion is a large 16 inch diameter for secure and comfortable seating with a full 3.5 inch thickness. Includes wide five leg base with dual-wheel casters for stability from 20 1/4 to 27 inches.

Belrose Ophthalmic Stool with backrest, Color Black \$199.00

Reliance® 4200 Series Pneumatic Stools

Reliance Medical Products

Reliance Medical Products



Pneumatic stools with five-legged diameter base. Standard 15" diameter seat. Minimum seat height 18" with 6-1/2" stroke. Full range of colors also available.

Contact Reliance Medical Products for current pricing 800-735-0357 www.reliance-medical.com

Reliance® 5300 Series Pneumatic Stools

Reliance Medical Products

Reliance Medical Products



Standard 18" (46cm) minimum seat height pneumatically raises 6-1/2" (17cm) with Ring Stable aluminum cast base. Footrest ring, ball-bearing casters, choice of 14 standard upholstery colors.

Contact Reliance Medical Products for current pricing 800-735-0357 www.reliance-medical.com



The Future Is now
The Ophthalmic Industry Is Going Digital & for Good Reason.



1. Greater Efficiency & Accuracy.
2. Large Return on Investment.
3. Increased Capabilities, Integration & Connectivity.

Focus On
The Patient,
Not Repetitive
Data Entries

- Dual cross cylinder
- Programmable sequences
- Wireless interface with pre-test equipment.

Don't Get
Left Behind

IT'S TIME TO
GO DIGITAL

Contact Us Today

Veatch Ophthalmic Instruments

www.VOI2020.com
800.447.7511

Stools/Chairs

OOS-400 Ophthalmic Patient Stool

Topcon



Patient examination and/or pre-testing. Locking caster wheels. Specially designed patient stool with pressure sensitive locking wheels. Large seat and back rest cushion. Auto lock caster wheels provide stable seating position for examinations in which non-mobility of stool wheels are required. Covered in wear-resistant "Bolta Flex" vinyl. Chrome cylinder, base and caster wheels. Pneumatic height adjustable control with 8" elevation stroke. Range from 19" to 27".

Contact Topcon for current pricing.

Ophthalmic Practitioner Stools

Topcon



Provide technician or doctor seating for examination and/or general use. Five-legged base with wheeled casters. Standard 15" diameter seat (OS-100 & OS-200). 16" x 15" contoured seat cushion and backrest (OS-300). Pneumatic height adjustable 8" stroke. Upholstered with wear-resistant "Bolta Flex" vinyl. Model OS-300 stool has decorative stitch design and chromed cylinder, base and caster wheels.

OS-400 Ophthalmic

Contact Topcon for current pricing.

Trial Lens Cabinets

Trial Lens Cabinet

COW Industries



Holds any conventional trial lens set and provides easy access. Features illuminated interior, fold down cover/ writing surface and 4 storage drawers. Provides an easily accessed location for trial lenses and extra storage. 48"h x 22-1/4"w x 19"d, 150lb. 120V AC. Standard style available also.

CBWC-17-034 w/out Casters

CBWC-17-035 w/Casters \$940.00

Contact COW Industries for current pricing.

Computerized Imaging

Fundus Module 300 Haag-Streit USA



A unique attachment for Haag-Streit slit lamps that brings complete fundus imaging into the regular slit lamp exam. Simple attachment to all Haag-Streit slit lamps. Exceptional optics and imagery. Better handling than a handheld fundus camera. Works seamlessly with EyeSuite™. Contact Haag-Streit USA for current pricing.

IM 600® Imaging Module Haag-Streit USA



The IM 600 is a fully integrated compact imaging solution for the BP 900 slit lamp, providing you with features which make slit lamp imaging more convenient than ever before. Rolling shutter system. History Trigger - never miss the perfect image. Still imaging and high resolution video (1600 x 1200 resolution). Captures 20 frames per second. Built-in beam splitter. Contact Haag-Streit USA for current pricing.

IM 900® Imaging Module Haag-Streit USA



The intelligent choice for optimal imaging. Easy intuitive imaging, Still imaging and high resolution video, FreezeTechnology - high speed capture and data transfer, Easy Touch - precise image-control, DFC - depth of field control, History Trigger - never miss the perfect image and Compact. Imaging Module IM 900 is the fully integrated compact imaging solution for the BQ 900 slit lamp. Combination of the IM 900 with EyeSuite! The IM 900 completes the perfect imaging system. Contact Haag-Streit USA for current pricing.

idoc® Digital Imaging System Marco



The Marco idoc (integrated digital ophthalmic camera) anterior segment imaging system provides the practitioner with the unique capability of capturing and storing still digital images and live streaming videos. idoc seamlessly blends the two recording options together into one compact configuration,

allowing the user to simply attach one digital component to any Marco G-model Ultra Slit Lamp. With a simple press of the joystick switch, high-quality digital images and live video streams with no time delay are instantly captured and stored into idoc's simple software program. All basic operations are conveniently displayed on idoc's main screen, allowing the user to quickly and easily access patient files. Contact Marco for current pricing.

Contact Marco for current pricing.

Oculus Pentacam® AXL

Oculus



The Oculus Pentacam® AXL is the gold standard in anterior segment analysis now with added biometry measurements. The rotating Scheimpflug camera captures up to 100 images and provides the topography and elevation maps for the front and back surfaces of the cornea including total cornea refractive power. It measures axial length, corneal thickness, and anterior chamber depth (ACD), angles and volume. The standard software modules include, 10L calculation software. The unique Belin / Ambrosio display for early keratoconus detection, holladay report, cataract pre-op display, 3D cataract analysis, fast screening report, and contact lens fitting software. The Pentacam® AXL is DICOM compatible and EMR ready.

Contact Oculus for current pricing.

* Price, specifications and design are subject to change without notification.

OCULUS Pentacam®/ Pentacam® HR

Oculus



The OCULUS Pentacam® is the gold standard in anterior segment analysis. The rotating Scheimpflug camera captures up to 100 images and provides the topography and elevation maps for the front and back surfaces of the cornea. It measures the corneal thickness, the anterior chamber depth (ACD), angles and volume. The standard and optional software modules include, the unique Belin/Ambrosio display for early Keratoconus detection, Holladay report, Cataract pre-op display, 3D Cataract analysis, Indices report, Contact Lens Fitting software and Phakic IOL Simulation software with aging prediction. The Pentacam® is DICOM compatible and EMR ready.

Contact sales@oculususa.com for pricing and configuration details.

*Prices, specifications and design are subject to change without notification.

California

Optos



With California, Optos has incorporated new hardware and software technology enabling practitioners to see more, discover more and effectively treat more ocular pathology thus promoting patient health. We are committed to further strengthening our clinical evidence while demonstrating the importance of imaging the entire retina.

California includes a new UWF optomap® imaging modality; indocyanine Green angiography (icg) while retaining:

- Composite color
- Red-free
- Autofluorescence (af)
- Fluorescein angiography (fa)

Images are now presented in ProView which displays optomap in a consistent geometry that accurately represents anatomical features in the retina. Further, ProView enables automatic image registration for disease tracking over time, and inter-modality image comparison.

New Proprietary optical hardware optimizes and maintains resolution of the optomap images throughout the scan of the retina resulting in more clarity in the far periphery.

Image overlay enables comparison between composite color images and red-free, af, fa, or icg images. Additionally, comparisons can be made between different images or different dates by scrolling through all stored images.

Contact Optos for current pricing.

EyeRes Slit-Lamp Digital Imaging System by TelScreen

TelScreen



Only TelScreen's programmed medical-grade camera with EDO Technology gives audit-quality photos of 559 Medical Necessity codes.

"TelScreen's system is a medically-useful tool that also makes great business sense. My practice now has 7 systems. These EyeRes systems serve as the backbone for patient communication in the lane, improve patients' understanding of their conditions and produce a positive impact on patient behavior." I. Ben Gaddie, O.D.

Call 800.769.4933 or visit www.TelScreen.com Contact TelScreen for current pricing.



Exam Lane Packages

Opening a new practice?
Looking to upgrade your equipment?



Veatch exam lanes are an investment in your patients, your equipment & your business.

Bundled Packages: Save Time & Money

- Visual acuity system
- Manual or Digital Refractor
- Exam chair & stand

The Quality Tools You Need At A Price You Can Afford

Don't Get Left Behind

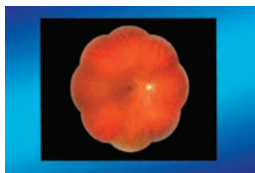
IT'S TIME TO GO DIGITAL

Contact Us Today

Veatch Ophthalmic Instruments

www.VOI2020.com
800.447.7511

Computerized Imaging

AutoMosaic Non-Mydriatic Software
Topcon

When used in conjunction with the TRC-NW8 Non-Mydriatic Retinal Camera, Topcon's AutoMosaic software provides a fast, convenient and cost-effective way to perform diabetic retinopathy screenings. A series of up to nine multi-field photographs are taken by the TRC-NW8. Internal fixation targets, one centrally and eight peripherally, are built into the retinal camera. The AutoMosaic Software automatically positions each captured image. Then the precise alignment of the overlaying multi-field images is easily accomplished by using either the mouse or arrow keys. Up to 94° of fundus coverage can be easily obtained. Requires IMAGENet system.

Contact Topcon for current pricing.

EZ Capture Software
Topcon

EZ Capture is a basic software used to capture, view print and save retinal images taken with Topcon capture devices. EZ Capture can capture, view and delete images while connected to a Topcon capture device such as a retinal camera or photo slit lamp attachment. It can also print images and save them to a folder. Contact Topcon Medical Systems for current pricing.

EZ Lite 2
Topcon

EZ Lite 2 is an economical easy-to-use digital imaging software package that can easily integrate into any DICOM server or PACS as well as act as a stand-alone image management system. EZ Lite 2 works with most current Topcon capture devices including non-mydriatic retinal cameras as well as digital photo slit lamps. EZ Lite 2 allows for review and image manipulation and can export images in various standard image formats as well as DICOM format. It also has printing capabilities and operates on Windows 7 and Windows 8 32- and 64-bit OS depending on capture system specifications.

Contact Topcon for current pricing.

IMAGENet 6
Topcon

IMAGENet® 6 is a browser based application, operating system and PC independent, that can access Topcon ophthalmic data, images and OCT data from Topcon devices connected to your practice or hospital network. It features comprehensive data management, a multimodal image display, ease of use, and a wide array of image management tools.

Contact Topcon for current pricing.

Computerized Imaging

IMAGENet EZ Lite™ Software
Topcon


Capture software provides an excellent solution for capturing images from your Topcon SL-D Series Digital Slit Lamp or your Non-Mydriatic Retinal Camera. Compatible with Windows® operating systems. Features the powerful and most frequently needed capture functions for your practice. EZ-Lite is easy to install and easy to use.

Contact Topcon for current pricing.

IMAGENet® 5 Digital Imaging System
Topcon

IMAGENet® 5 is a digital software for ophthalmic imaging, capable of acquiring, displaying, enhancing, analyzing and saving digital images obtained with a variety of Topcon photographic devices, such as mydriatic and non-mydriatic retinal cameras and photo slit lamps. IMAGENet® 5 features a SQL expanded database and has numerous image management functions that facilitate image acquisition, enhancement, measurement, comparison, etc. Full DICOM compliance allows IMAGENet® 5 to communicate with EMRs, servers or PACS, save data to remote locations, operate with modality work lists and save images in DICOM format. IMAGENet® 5 easily integrates with Topcon's Synergy™ Ophthalmic Data Management System for complete connectivity.

Contact Topcon for current pricing.

Spaide Autofluorescence Filters
Topcon

The Spaide AF filters are optimized autofluorescence filters designed to work exclusively with Topcon's IMAGENet Systems. Developed by Dr. Richard F. Spaide, MD of Vitreous Retina Macula Consultants of NY, these new matched interference filters have been optimized to allow for better visualization of fundus autofluorescence. By perfecting the excitation and barrier filters through improved science and state-of-the-art manufacturing processes, the new filters are approximately 20 times more efficient than current generation FAF filters and require 40% less exposure.

Contact Topcon for current pricing.

Synergy™ Ophthalmic Data
Management System
Topcon

Synergy™ is a software platform that enables communication, storage and management of images and reports from all types of ophthalmic instruments within a single, secure digital environment. The system is accessible via a web browser or a 3G compatible handheld device. Synergy enables the physician to have instant access to their clinical reports, data and images from virtually anywhere in the world. Utilizing Topcon's Connecting Vision's™ initiative, Synergy integrates information from a multitude of ophthalmic instruments and devices into a single, secure environment. It enables doctors to view, organize, and transport the images and edit information as they follow patients' care, thereby providing the opportunity to save money, increase productivity and improve patient management. Provides a seamless interface to EMR.

Contact Topcon for current pricing.

TRC-NW8 Imaging System
Topcon

The Topcon TRC-NW8 Imaging System combines IMAGENet™, the recognized standard in fundus imaging telemedicine software, with the Topcon TRC-NW8 non-mydriatic retinal camera to provide an easy to use telemedicine color fundus screening package. The system features color and red-free photography with the TRC-NW8 fully automated retinal camera that includes auto focus, auto shoot and auto small pupil detection. An external digital camera ensures that you have the latest resolution. The software component of the system, IMAGENet™, features a comprehensive package of image measurement and patient education tools and an AutoMosaic™ function that provides a panoramic image of the retina (85° and greater). The system is network ready for a variety of remote viewing applications. Also available as a stand alone configuration, eliminating the need for a PC.

Contact Topcon for current pricing.

ReSeeVit™ Evolution Digital Imaging
Upgrade Package
Veatch

The ReSeeVit™ Evolution Digital Imaging Upgrade Package is designed for the practitioner that already owns a video-capable slit lamp. The software is the same as ReSeeVit™ Evolution Digital Imaging Slit Lamp System. It

is a complete package that allows image capture, storage and printing of digital images from your slit lamp. The package includes the: ReSeeVit™ software, computer, monitor, printer, computer cabinet and our elite Digital Camera kit with an effective resolution of 4.0 mega pixels.

Contact Veatch for current pricing.

Corneal Topography

Cornea 550 Corneal Analyzer

Essilor Instruments



Specially designed for dry eye assessment and contact lens fitting

- High-resolution color camera
- Wide array of graphic representations
- Large contact lens database and autofit function (RGP)
- Advanced qualitative and quantitative tear film assessment
- Dynamic and static capture pupillometry
- Independent screen to facilitate the sharing of results

Contact Essilor Instruments for current pricing.

CellCheck D | D+

Konan Medical USA, Inc.



Introducing the first multi-imaging system for donor corneal analysis. CellCheck D+ provides an amazing view into the cornea that simply has never been seen before defining structure of endothelium, stroma, and epithelium. Comprehensive imaging to assist both eye banks and corneal surgeons to make better decision on implantable material. CellCheck D+ features a patent applied for "Donor Enhance" imaging system that provides remarkable views of endothelium, intra-stomal structure, and the epithelium. The range of new information from which to make better clinical decision is spectacular: blood cells, fungus, rough keratome cuts, and dead cells, epithelial anomalies. Never have we had this view of pre-implanted material. Corneal surgeons are finding this information to be illuminating in helping to understanding graft success and failure.

See what you've been missing™

Contact Konan Medical USA, Inc. for current pricing.

Corneal Topography

OCULUS Easygraph Topographer Oculus



The OCULUS Easygraph is an affordable Placido-based corneal topographer with a built-in real keratometer that provides true (not simulated) keratometric data. It is only 8.5 inches tall and easily mounts on a standard slit lamp. With 22,000 measurement points, it is a complete topography system in a compact body. Optional software features include, Keratoconus indices, Contact Lens Fitting and the OxiMap software for mapping the oxygen breathability of soft contact lenses. EMR ready.

Contact sales@oculususa.com for pricing and configuration details.

OCULUS Keratograph® 4 Topographer Oculus



The OCULUS Keratograph® 4 is an attractive ergonomically designed corneal topographer. It has a built-in real Keratometer that provides true (not simulated) keratometric data. Other standard and optional software include, Zernike analysis, Fourier analysis, Keratoconus detection, Contact Lens Fitting, non-invasive tear film break-up time measurement, Pupilometry and external photography. EMR ready.

Contact sales@oculususa.com for pricing and configuration details.

OCULUS Keratograph® 5M Topographer Oculus



The Keratograph® 5M is an advanced corneal topographer with a built-in real Keratometer and a color camera optimized for external imaging. This advanced diagnostic device is excellent for Dry Eye analysis and is a great marketing tool for showing the results to the patients and discussing available Dry Eye treatment options. Unique features include Meibography for examining the Meibomian Glands, assessing the lipid layer, and non-invasive tear film break-up time measurements. EMR ready.

Contact sales@oculususa.com for pricing and configuration details.

Oculus Pentacam® AXL Oculus



The Oculus Pentacam® AXL is the gold standard in anterior segment analysis now with added biometry measurements. The rotating Scheimpflug camera captures up to 100 images and provides the topography and elevation maps for the front and back surfaces of the cornea including total cornea refractive power. It measures axial length, corneal thickness, and anterior chamber depth (ACD), angles and volume. The standard software modules include, 10L calculation software. The unique Belin / Ambrosio display for early keratoconus detection, holladay report, cataract pre-op display, 3D cataract analysis, fast screening report, and contact lens fitting software. The Pentacam® AXL is DICOM compatible and EMR ready.

Contact Oculus for current pricing.
* Price, specifications and design are subject to change without notification.

OCULUS Pentacam®/ Pentacam® HR Oculus



The OCULUS Pentacam® is the gold standard in anterior segment analysis. The rotating Scheimpflug camera captures up to 100 images and provides the topography and elevation maps for the front and back surfaces of the cornea. It measures the corneal thickness, the anterior chamber depth (ACD), angles and volume. The standard and optional software modules include, the unique Belin/Ambrosio display for early Keratoconus detection, Holladay report, Cataract pre-op display, 3D Cataract analysis, Indices report, Contact Lens Fitting software and Phakic IOL Simulation software with aging prediction. The Pentacam® is DICOM compatible and EMR ready.

Contact sales@oculususa.com for pricing and configuration details.
*Prices, specifications and design are subject to change without notification.

S4OPTIK ANTARES Corneal Topographer S4OPTIK



S4OPTIK's ANTARES; corneal topographer with advanced tear-film analysis. Boasting a new high resolution digital colour camera and advanced algorithms, to bring user friendly,

full featured Corneal Topographic data, TBUT analysis, as well as MGD analysis. Expand your Dry Eye practice and benefit from comprehensive Advanced Corneal Analysis. S4OPTIK ANTARES, above and beyond the conventional corneal topographer.

Contact S4OPTIK for current pricing.

S4OPTIK MODI 02 Corneal Topographer S4OPTIK



S4OPTIK MODI 02 TOPOGRAPHER is engineered with advanced technology for corneal topography. The ergonomic design, features, superior reliability and ease of use, make MODI 02 the first choice in diagnostic and contact lens applications.

Contact S4OPTIK for current pricing.

Aladdin Biometer Topcon



The Aladdin is a multi-function instrument that combines a series of measurements to assist eye surgeons in the calculation of IOL power. The Aladdin combines Axial Length, Corneal Topography, Pupilometry, Corneal Diameter and Anterior Chamber Depth in one single instrument, assisting the Eye Surgeon not only in conventional IOL power calculation but also in his or her choice of the right premium IOL for each individual eye.

Contact Topcon for current pricing.

CA-800 Corneal Analyzer Topcon



The Topcon CA-800 Corneal Analyzer is an easy-to-use, comprehensive corneal topography solution allowing for the complete evaluation of the anterior corneal surface. In addition to elevation mapping of the corneal surface, the CA-800 provides robust software features, allowing for a total analysis of the patient's corneal surface.

Contact Topcon for current pricing.



Imaging Solutions:

Serve Your Patients Further



ReSeeVit: The latest technology, Built specifically for ophthalmic professionals

Leaders of Our Industry

Choose from our suite of imaging solutions, including:

- Anterior segment imaging
- Endothelium cell imaging
- Corneal topography
- Retinal imaging

Imaging Solutions: Providing For Your Patients.

Don't Get Left Behind


IT'S TIME TO GO DIGITAL

Contact Us Today

Veatch Ophthalmic Instruments

www.VOI2020.com
800.447.7511

Corneal Topography

Color Mapping with Contact Lens Fitting
Topcon

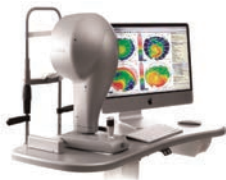
The versatile 32/64 bit color mapping software system enhances clinical evaluations with the output of highly accurate, full color corneal maps. Features a contact lens fitting module with adjustable parameters to view contact lens fit on screen. System provides early phase detection of subclinical keratoconus as well as pre and post-op evaluation. Multi-Map and Difference Map View displays multiple image maps for easy comparison. Excellent patient education tool.

Contact Topcon for current pricing.

KR-1W Wavefront Analyzer
Topcon

The 5-in-1 KR-1W Wavefront Analyzer boasts the combined technologies of wavefront aberration, corneal topography and auto-refraction. The system features full auto-alignment, a large color touch screen, onboard evaluation software, wavefront image sequence and simulated visual acuity assessment. The KR-1W provides the eye care professional with all the required information on the human refractive system to perform optimal wavefront analysis.

Contact Topcon for current pricing.

ReSeeVit™ Antares Topographer
Veatch

The new ReSeeVit™ Antares Corneal Topographer features advanced tear-film analysis. Boasting a new high-resolution digital colour camera and advanced algorithms, to bring you user friendly, full featured Corneal Topographic data, TBUT analysis, as well as MGD analysis. Expand your Dry Eye practice and benefit from comprehensive Advanced Corneal Analysis. ReSeeVit™ ANTARES, above and beyond the conventional corneal topographer.

- Corneal Topography
- Contact lens fitting with Autofit
- Keratoconus screening with classification
- Dynamic view of non-invasive break-up time
- Tear Meniscus Height Imaging and Measurement
- Interference Pattern Imaging of Lipid Layer
- Imaging of the Tear Film Dynamics (Video)
- Fluorescein Imaging
- Meibomian Glands Imaging and Analysis

*Pictured with optional table and computer
Contact Veatch for current pricing.

Retinal Tomography

RETINA 400 Fundus Camera
Essilor Instruments

Simple and flexible solution for high definition retinal imagery

- Non-mydiatic retinal camera
- High resolution sensor and wide field of vision
- Intuitive software including automated operations
- Independent screen to facilitate the sharing of results
- Flexible and adaptable to different practice configurations

Contact Essilor Instruments for current pricing.

3D OCT-1 Maestro
Topcon

When it comes to cost and functionality, Topcon strikes a balance with the new 3D OCT-1 Maestro. The Maestro is packed with unique features, such as a 12x9mm wide scan, a built-in non-mydiatic fundus camera, a space-saving design and fully automated operation. And, the best part is a surprisingly affordable price. Just the right balance you were looking for and one more reason why the Maestro is one of the best selling SD OCT's in the world.

Contact Topcon for current pricing.

DRI OCT Triton Series
Topcon

The Triton is the first commercially available multimodal Swept Source OCT in the US. Topcon's years of experience in imaging technology combined with the diagnostic power of SS-OCT, makes it the must have instrument. The Triton features a 1,050nm light source allowing you to image deeper into the retina and through media opacities. It also features a 100,000 Ascans/sec scanning speed and a High Density widefield OCT Scan. You can view the vitreous and choroid in the same scan. Exclusive Spaide autofluorescence filters available on the Plus model.

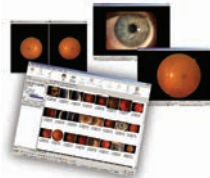
Contact Topcon for current pricing.

Video Imaging

CellCheck D | D+
Konan Medical USA, Inc.

Introducing the first multi-imaging system for donor corneal analysis. CellCheck D+ provides an amazing view into the cornea that simply has never been seen before defining structure of endothelium, stroma, and epithelium. Comprehensive imaging to assist both eye banks and corneal surgeons to make better decision on implantable material. CellCheck D+ features a patent applied for "Donor Enhance" imaging system that provides remarkable views of endothelium, intra-stomal structure, and the epithelium. The range of new information from which to make better clinical decision is spectacular: blood cells, fungus, rough keratome cuts, and dead cells, epithelial anomalies. Never have we had this view of pre-implanted material. Corneal surgeons are finding this information to be illuminating in helping to understanding graft success and failure.

See what you've been missing™
Contact Konan Medical USA, Inc. for current pricing.

DVS Digital Video System
Lombart Instrument

Incorporate high quality imaging into your practice or clinic with the Lombart Digital Video System (DVS). The DVS combines the latest hardware, software and database elements to provide rapid search and retrieval for all your imaging needs. Adaptable to most slit lamps and many retinal cameras, the DVS is the ideal documentation system for teaching patient education, diagnostic follow-up and referral.

Contact Lombart Instrument for current pricing.

Oculus Pentacam® AXL
Oculus

The Oculus Pentacam® AXL is the gold standard in anterior segment analysis now with added biometry measurements. The rotating Scheimpflug camera captures up to 100 images and provides the topography and elevation maps for the front and back surfaces of the cornea including total cornea refractive power. It measures axial length, corneal thickness, and anterior chamber depth (ACD), angles and volume. The standard software modules include, 10L calculation software. The unique Belin / Ambrosio display for early keratoconus detection, holladay report, cata-

tract pre-op display, 3D cataract analysis, fast screening report, and contact lens fitting software. The Pentacam® AXL is DICOM compatible and EMR ready.
Contact Oculus for current pricing.
* Price, specifications and design are subject to change without notification.

OCULUS Pentacam®/ Pentacam®
HR
Oculus

The OCULUS Pentacam® is the gold standard in anterior segment analysis. The rotating Scheimpflug camera captures up to 100 images and provides the topography and elevation maps for the front and back surfaces of the cornea. It measures the corneal thickness, the anterior chamber depth (ACD), angles and volume. The standard and optional software modules include, the unique Belin/Ambrosio display for early Keratoconus detection, Holladay report, Cataract pre-op display, 3D Cataract analysis, Indices report, Contact Lens Fitting software and Phakic IOL Simulation software with aging prediction. The Pentacam® is DICOM compatible and EMR ready.

Contact sales@oculususa.com for pricing and configuration details.

*Prices, specifications and design are subject to change without notification.

Anterior-segment Camera
TelScreen

How often do you think "if you could see what I see, you would change your behaviors" when educating patients about their eye health? TelScreen's Platinum EyeRes™ imaging system is the best way to increase patient adherence by showing them what's going on with their eyes.

Contact TelScreen for current pricing.

ReSeeVit™ elite HR Digital Camera
Veatch


The ReSeeVit™ elite HR Digital Camera is a direct digital video camera with an effective resolution of 4.0 mega pixels. Designed to interface with the ReSeeVit™ line of slit lamps, the elite utilizes the latest technology to capture extremely high quality images, including endothelial cells. The elite represents the next technological leap forward for the latest generation of ReSeevit™ products, offering a four fold increase in resolution capabilities. One of the elite's strongest features is the ability to retrofit onto many of the existing slit lamps already in the market place.

Contact Veatch for current pricing.

Keratometric Instruments

Belrose Multi-Plate

Belrose



Used to mount keratometers, slit lamps, and AO NCT. Multiplate with numerous holes for quick adaptation for keratometers, slit lamps, NCTs, etc. Taller flange with three holes also available, where larger transformers and/or accessory drawers are too close to the lower slit lamp arm. \$55.00 ea.

CRK 7000 Digital Refractor/ Keratometer

Coburn Technologies



The Huvitz Auto Refractor CRK-7000 is designed to help with more precise measurement of refractive power and corneal curvature. Its various functions make your practice more efficient and improve patient comfort. With auto start mode, the Huvitz CRK-7000 Keratometer can maintain fogging throughout multiple measurements that is ideal for use with children or other patients who find it difficult to fixate on the target chart.

Features include:

- Extensive diopter measurement
- Choice of 5 or 10 prism display for better viewing of low, normal and high prism areas
- Automatic detection of progressive lenses and size
- UV measurements to an exact value
- Built-in printer with one-touch control
- Dark sunglasses mode
- Adjustable TFT LCD w/ LED backlight display
- Network connectivity

Contact Coburn Technologies for current pricing.

HRK 7000A Auto Refractor/ Keratometer

Coburn Technologies



The Huvitz Auto Refractor HRK-7000A offers a Retro-Illumination Mode for abnormal crystalline lenses, cataracts, and scratches of corneas. With increased REF power of the Huvitz Auto Refractor, you also can check Sph, Cyl, and Axis that cannot be measured in the normal mode.

Features include:

- Instant automatic lens recognition
- Optimized Wavefront Technology
- Hartman-Shack Micro-Lenslet Array
- Graphical Display of Refraction Map
- Peripheral Keratometry Measurement
- Retro-Illumination Mode
- Pupil and Iris Size Measurements
- Auto Eye Tracking
- Animated On-Screen Guide
- High-Speed Printer
- Network Connectivity

Contact Coburn Technologies for current pricing.

HRK 8000A Auto Refractor/ Keratometer

Coburn Technologies



The Huvitz Auto Refractor HRK-8000A offers the world's first contact lens fitting function in an auto refractor / keratometer. The HRK-8000A enables you to see fluorescein liquid with blue illumination then analyzes and simulate the lens fitting status with automatic calculation and recommendation. The auto refractor/ keratometer utilizes joystick control with one-touch locking and automatic 3 dimensional eye tracking for fast and accurate measurement.

- Optimized Wavefront Technology
- Hartman-Shack Micro-Lenslet Array
- Customized Lens Manufacturing
- Graphical Zernike Refraction Map
- PSF & Image Simulation
- Peripheral Keratometry Measurement
- Ultra High Precision KER Data
- Contact Lens Fitting Assistance Guide
- Auto Eye Tracking
- Animated On-Screen Guide
- Vision Comparison Function

- Auto-Cut Printer
- Network Connectivity

Unlike many conventional diagnostic devices, the HRK-8000A Auto Refractor/Keratometer is based on Hartmann-Shack wavefront sensor, which analyzes many focal spots of a light wavefront. It has the ability to measure not just the basic refraction error of a customer, but to obtain a spatially resolved refraction map.

The new Huvitz HRK-8000A auto refractor/ keratometer utilizes a unique wavefront analysis algorithm and surpasses conventional and simple refraction. This ophthalmic equipment offers added values with high order aberration data output for customized lenses and observation of patients before and after refractive surgery.

Contact Coburn Technologies for current pricing.

Keratometer I

Marco



Keratometer I has dual measuring power wheels. The dual reading wheels simultaneously measure in both millimeters and diopters. New features include a rubber eyecup for both the naked eye and glass wearers, and an internal fixation light for aphakics. One position measures both meridians without changing the optical system. Uniform diffuse illumination and wide dioptic range (30.00D to 61.00D with accessory lenses) combine to eliminate error. The split miers system is standard. Brass and stainless steel construction ensure durability.

Contact Marco for current pricing.

S4OPTIK Keratometer

S4OPTIK



S4OPTIK Keratometer improves on the standard by using current technology and time tested designs in production of this Keratometer. Obtain accurate corneal measurements quickly and easily with the S4OPTIK Keratometer. A built-in contact lens holder also allows measurement of hard contact lenses.

Contact S4OPTIK for current pricing.

30 YEARS VEATCH
OPHTHALMIC
INSTRUMENTS

Service & Repair:

Clean, service & repair your optometry equipment

Because it's only a matter of time until technology breaks down, wears out, and needs servicing

Extend Your Equipment's Life

Choose a professional for the service of your equipment

- Factory trained techs
- Loaner program available
- 35+ Years experience
- Local & remote support

Schedule any needed service today!

Don't Get Left Behind

IT'S TIME TO GO DIGITAL

Contact Us Today

Veatch Ophthalmic Instruments

www.VOI2020.com
800.447.7511

*Keratometric Instruments***OM-4 Ophthalmometer**

Topcon



A one-position instrument that quickly permits the examiner to obtain accurate and reliable information on the corneal radius of curvature, the refractive power and axis of principle meridians. One hand controls alignment and focusing while the other hand controls the horizontal and vertical displacement of the mire images. An extended measuring range from 5.5mm (60D) to 12.0mm (28D) is featured and corneal refractive power is 28D to 60D. Internal scales provide measurements in both mm and diopters. Test balls and a contact lens holder are standard accessories. 580mm h x 560mm w x 460mm d. 16kg. AC 100V, 120V, 220V and 240V with built-in transformer. 50/60Hz.

Contact Topcon for current pricing.

Potec PRK-8000

Veatch



The new Potec PRK-8000 features auto eye tracking and motorized chinrest for easy alignment of the patient and user-friendly operation. Data can be viewed and settings easily adjusted on the 7" touch screen display with tilt and swivel. Results are immediate and highly accurate. This unit provides an extensive dioptric measurement range [-300 to +250). Additional features include retro illumination, auto firing and several testing modes such as Keratometry and Refractometry, contact lens base curve measurement, IOL and Peripheral Keratometry. You may capture and review up to ten images of each eye, shown side by side on the results screen. A user can select between two colors for the user interface. The PRK8000 also features a printer as well as the ability to transfer pretest data to the Potec Refraction System.

Contact Veatch for current pricing.

Diode

VITRA Solid State Green Laser
 Quantel Medical


Quantel Medical's Vitra has proven itself time and again to be the industry's most reliable and versatile solid-state photocoagulator. Vitra is small, lightweight (under 11 pounds) and portable- and is compatible with a full range of LIO's, slit lamp adapters and endo-probes. Due to its industrial-grade laser cavity, Vitra is offered with the longest warranty in the market today (5 years on the laser cavity).

Contact Quantel Medical for current pricing 877-782-6835 or promos@quantelusa.com

Ophthalmoscopes

Daytona & Daytona plus
 Optos


As with all of the Optos UWF devices, both Daytona and Daytona plus provide eyecare professionals with UWF digital images of 200 degrees or up to 82% of the retina in a single, non-contact optomap image. In addition, the Daytona plus device comes with the OptosAdvance™ browser-based image review software, which allows for simple documentation, monitoring and referral processing to assist in patient management and improved patient flow.

Features

- Non-mydratric ultra-high resolution images in under a second, through 2mm pupils
- Four image modalities available; 3-in-1 color depth imaging, green laser view ("red-free"), red laser view and autofluorescence (af)
- All images presented in ProView™, displaying optomap images in a consistent geometry which accurately represents anatomical features in the retina and enables automatic image registration for tracking over time and inter-modality image comparisons
- Daytona plus has new hardware which enhances the resolution in superior and inferior fields.
- Inclusion of the innovative OptosAdvance review software that simplifies workflow while enabling comparison overlay between image modalities and different dates, over time. OptosAdvance is also available for Daytona devices.

Contact Optos for current pricing.

For ordering information, please see the Manufacturers and Distributors Guide.

Prices subject to change without notice.



The Future Is now
 The Ophthalmic
 Industry Is Going
 Digital & for Good
 Reason.



1. Greater Efficiency & Accuracy.
2. Large Return on Investment.
3. Increased Capabilities, Integration & Connectivity.

Focus On
 The Patient,
 Not Repetitive
 Data Entries

- Dual cross cylinder
- Programmable sequences
- Wireless interface with pre-test equipment.

Don't Get
 Left Behind

IT'S TIME TO
 GO DIGITAL

Contact Us Today

Veatch Ophthalmic Instruments

www.VOI2020.com
 800.447.7511

Automatic Lensmeters

HLM 9000 Auto Lensmeter
Coburn Technologies

One of a kind, Huvitz Auto Lensmeter HLM-9000 measures the harmful effects of LED screens by utilizing the Blue Light Hazard Measurement function. Increase total practice efficiency and enhance the total experience with the HLM-9000, using Hartmann Sensor Wavefront Analysis Technology to maximize accuracy in multi-focal & high curved lenses. Other features include Wireless Communication, full compatibility with all EMR Systems and Full Three Year Warranty.

Auto Lensmeter Features

- Blue Light Hazard Measurement
- Wavefront Analysis Technology of Hartmann Sensor
- Wireless Communication
- Multi-focal Lens Measurement
- Improved Accuracy with Green Light Beam
- Auto Lens Recognition
- Contact Lens Measuring Kit
- UV Measurement
- 7_Color LCD Display
- Wide Tilting Angle
- Intuitive Prism Direction
- Simple GUI
- Minimized Gap between PD Bar & Nose
- Auto Cutting Printer
- Extra Storage

Contact Coburn Technologies for current pricing.

ALM 500 Auto-Lensmeter
Essilor Instruments

Measurement of all types of lenses and frames

- Measurement technology using the green light beam
- Lens support adapted to all lenses and frames cambers
- Ergonomic design with titling color screen
- Built-in printer
- Data transfer to automatic phoropter

Contact Essilor Instruments for current pricing.

ALM 700 Auto-Lensmeter
Essilor Instruments

Intuitive and practical autolensmeter for rapid and accurate measurement

- Measurement technology using the green light beam
- Lens support adapted to all lens and frame curves
- Measurement of UV transmission
- Measurement of inter-pupillary distance
- Ergonomic design with titling color screen
- Data transfer to automatic phoropter

Contact Essilor Instruments for current pricing.

VX 40

Luneau Technology USA



FULLY AUTOMATIC LENS ANALYZER

The VX 40 is a new generation, fully automated, wavefront based lens analyzer. One click operation provides unparalleled ease of use and comprehensive lens analysis throughout the entire clinic. Precise to .01 diopter, the VX 40 is the perfect blend of accuracy and efficiency.

- 1,350 measurement points
- Automatic lens type detection
- Progressive and free form analysis
- Accurate results with .25, .12 and .01 diopter readings
- Integrated printer
- Automatic prism measurement

Contact Luneau Technology USA for current pricing.

LM-1200
Marco

The LM-1200 Automatic Lensmeter utilizes wavefront technology through the Hartmann-Shack principle to measure lenses. This technology allows for faster measurements on all lenses, with greater accuracy and reliability. The LM-1200 offers prism lens measurement, automatic lens type detection, adjustable color monitor, PD and UV measurements making it one of the most advanced and accurate automatic lensmeters available on the market today.

Contact Marco for current pricing.

LM-1800P/1800PD
Marco

The LM-1800 Automatic Lensmeters Series employs the Hartmann-Shack principle to measure lenses, allowing for greater accuracy, faster, measurements and reliability. Marco auto lensmeters have the ability to test UV transmittance and a built-in IC Card Reader providing quick and easy wireless data transfer to auto refractors/keratometers and digital refractors. Other features include a high-speed automatic printer with cutter, pupil distance measurement (1800PD only), enlarged and tiltable LCD screen and Ethernet interface.

Contact Marco for current pricing.

LM-600/600P/600PD Automatic
Lensmeters
Marco

The LM-600/600P/600PD Automatic Lensmeters employ the Hartmann-Shack principle to measure lenses, allowing for greater accuracy, faster measurements and reliability. Marco auto lensmeters have the ability to test UV transmittance and a built-in IC Card Reader providing quick and easy wireless data transfer to digital refractors. The LM-600P has a high-speed automatic printer with cutter; the 600-PD measures pupil distance.

Contact Marco for current pricing.

AL200 Auto Lensometer®
Reichert

The AL200 is the only auto lensmeter that utilizes a horizontal design, similar to the manual lensmeters that many users are accustomed to. The high-contrast LCD screen and easy-to-use operating system ensures fast and simple measurement. Onscreen indicators guide operators to optimal lens positioning. The AL200 provides repeatable, objective measurements every time, and can easily and accurately measure all lenses including single vision, multi-focal progressive lenses and lenses with prisms.

Please visit www.reichert.com to request a quote.
13600 AL200

CL-300 Computerized Lensmeter
Topcon

The new Topcon CL-300 Computerized Lensmeter combines innovative technology with ease-of-use. It features progressive lens measurement, a large color LCD monitor, a green light reading beam that enhances measurement precision and a new UV transmittance measurement function.

Contact Topcon for current pricing.

EZ-200 Advance Automatic Lens
Analyzer
Topcon

The Topcon EZ-200 Advance Automatic Lens Analyzer is a sophisticated and easy-to-use spectacle screening system. It can automatically read lens power (sphere, cylinder, axis), recognize and measure multifocals and progressives, display far and near point distance from optical center for progressive lenses, and measure monocular and total spectacle PD!

Contact Topcon for current pricing.

Digital Lensmeter ELM-9000A
U.S. Ophthalmic

The ELM-9000A simplifies and modernizes lensometry. You and your staff will appreciate the many benefits of automation and advanced features when selecting the ELM-9000A. This high-tech lensmeter features outstanding functionality, tremendous versatility and speed.

Whether you're measuring single vision lenses, sunglasses, progressives or contact lenses, this advanced automatic lensmeter won't disappoint. You and your staff will obtain accurate lens measurements every time. The intuitive full-graphic LCD touch screen guides operators through the process, reducing stress and errors. The ELM-9000A features auto detection of progressive lenses, an easy-to-replace lens marking unit, a built-in printer, and so much more. If you are looking for cutting edge technology, the ELM-9000A is the perfect choice...\$2,190.00

Automatic Lensmeters

Digital Lensmeter ELM-9000A

U.S. Ophthalmic



The ELM-9000A simplifies and modernizes lensometry. You and your staff will appreciate the many benefits of automation and advanced features when selecting the ELM-9000A. This high-tech lensmeter features outstanding functionality, tremendous versatility and speed.

Whether you're measuring single vision lenses, sunglasses, progressives or contact lenses, this advanced automatic lensmeter won't disappoint. You and your staff will obtain accurate lens measurements every time. The intuitive full-graphic LCD touch screen guides operators through the process, reducing stress and errors. The ELM-9000A features auto detection of progressive lenses, an easy-to-replace lens marking unit, a built-in printer, and so much more. If you are looking for cutting edge technology, the ELM-9000A is the perfect choice... \$2,190.00

Digital Lensmeter ELM-9000C

U.S. Ophthalmic



If you are looking for the latest technology, the Ezer ELM-9000C Digital Lensmeter is for you; Do more in less time.

The ELM-9000C simplifies and modernizes lensometry. This high-tech lensmeter features auto detection of progressive lenses, an easy-to-replace lens marking unit, UV measurement, a PD measure that detects movement, a built-in printer, and so much more. Whether you're measuring single vision lenses, sunglasses, progressives or contact lenses, this advanced automatic lensmeter won't disappoint. You and your staff will appreciate the many benefits of automation and advanced features when selecting the ELM-9000C. Outstanding functionality, tremendous versatility and speed make this a truly special device. What's more, you and your staff will obtain accurate lens measurements every time. The intuitive full-graphic LCD touch screen guides operators through the process, reducing stress and errors.

User Manual 360 \$2,520.00

Digital Lensmeter ELM-9000C

U.S. Ophthalmic



If you are looking for the latest technology, the Ezer ELM-9000C Digital Lensmeter is for you; Do more in less time.

The ELM-9000C simplifies and modernizes lensometry. This high-tech lensmeter features auto detection of progressive lenses, an easy-to-replace lens marking unit, UV measurement, a PD measure that detects movement, a built-in printer, and so much more. Whether you're measuring single vision lenses, sunglasses, progressives or contact lenses, this advanced automatic lensmeter won't disappoint. You and your staff will appreciate the many benefits of automation and advanced features when selecting the ELM-9000C. Outstanding functionality, tremendous versatility and speed make this a truly special device. What's more, you and your staff will obtain accurate lens measurements every time. The intuitive full-graphic LCD touch screen guides operators through the process, reducing stress and errors. \$2,520.00

Manual Lensmeter with Internal Reading LM-200

U.S. Ophthalmic



Luxvision LM-200 Manual Lensmeter with Internal Reading.

The ability to perform manual lensometry is essential in every eye care practice, laboratory and dispensary. With the Luxvision LM-200, you will be able to comfortably measure spherical, cylindrical and prism powers with unparalleled accuracy. This model features internal readings as well as a prism compensator. An enhanced lens marking device, a gentle lens pressing unit, inclination control and more combine to make the LM-200 an excellent choice.

*Prism: With Prism / Without Prism . . . \$466.00

Potec PLM-8000 Auto Lensmeter

Veatch



The Potec PLM-8000 Auto Lensmeter offers accurate readings of multiple lens types all in a compact and slim design with a small foot-

print. Touch screen operations on a bright and clear LCD display allow for ease of use. The PLM-8000 easily connects to your existing Potec equipment.

- Built-in printer
- Measures single, double, and triple focus lenses, as well as progressive and severe myopia lenses and pupillary distance.
- Measuring range from -25D to +25D
- Low power mode saves energy when inactive for 5 minutes, ready for use again with the push of any button
- Slim and compact design
- Bright and clear TFT-LCD Display
- User-friendly interface

Contact Veatch for current pricing.

Contact Lens Inspection

AO Radiuscope

Belrose



A necessity for the accurate measurement of the concave and convex base curves of contact lenses. Monocular model with internal reading and fine and coarse adjustments. Completely refurbished to ensure long life operation. 10lbs. 17.25" (H) x 6" (W) x 13" (D), 115V. 60Hz.

Contact Belrose for current pricing.

Contact Lens Measuring Magnifier

Belrose



7X magnification with metric scale, precision-ground, distortion-free, optical-quality resin lens. Case included. \$55.00

Frame Warmers (Instruments)

FHE310 Frame Warmer

Essilor Instruments



Electronic heating regulation for easy frame adjustments.

2 levels of temperature: 65/90°C and 130/170°C | Cooling function | Large platform allowing perfect frame heat position | Homogeneous temperature in the working area | Delivered with hot air concentrator



Exam Lane Packages

Opening a new practice? Looking to upgrade your equipment?



Veatch exam lanes are an investment in your patients, your equipment & your business.

Bundled Packages: Save Time & Money

- Visual acuity system
- Manual or Digital Refractor
- Exam chair & stand

The Quality Tools You Need At A Price You Can Afford

Don't Get Left Behind

IT'S TIME TO GO DIGITAL

Contact Us Today

Veatch Ophthalmic Instruments

www.VOI2020.com
800.447.7511

Lens Curve Gauges

S4OPTIK Lens Clock
S4OPTIK

Contact S4OPTIK for current pricing.

Lensmeters

B&L Model 70 Vertometer
Belrose

The world's most trusted vertometer! American lined target with external reading, precise ink marking device, durable adjustable lens stage, stainless steel efficient lens holder. The large power drum on the right side allows easy, critical control of the power setting to 20D. The cylinder axis drum on the left is marked 0° to 180° and facilitates locating the lens axis with the eyepiece reticle lens, prism power can be measured directly from 0.25 to 5.00, and to locate prism base - apex line. This instrument used for offices or labs worldwide, and considered by many the best ever. These B&L Vertometers are completely refurbished by Belrose Refracting Equipment Company to ensure long life operation. 29lbs. 16" (H) x 7" (W) x 21" (D). 115V.
Contact Belrose for current pricing.

Belrose Lensmeter Model Bel-101
Belrose

High quality lensmeter that you could be used in both laboratory or office settings. Has American cross lived target, prism compensator with ink marking device the oversized lens table permits the measurement of lenses from 30 to 90mm in diameter. The external power wheel has a range from 0 to 20 diopters in plus and 0 to 19 diopters in mini. This deluxe unit features a full 90 degree inclination enabling the measurement of contact lenses

when used in the vertical position. Axis from 0 to 180 degrees in 1 degree increments.
Belrose Lensmeter Model Bel-101 \$995.00

Digital Lensmeter CLM-9000
Coburn Technologies

The OZMA CLM-9000 Digital Lensmeter offers accurate measurements of progressive lens. Feel the difference and provide patients with exact UV protection figure using the UV assessments. Take advantage of this high quality product at an affordable price.

- More efficient Progressive Measurement: Hartmann sensor with multiple measurement points guarantees reliability and stability. The auto adjustment of LED brightness depending on the detected intensity on the sensor provides more accurate measurement of high diopter lens.

- Green LED: New optical system with green LED (546nm, e-line) provides more accurate measurement result without Abbe value compensation.

- Newly Designed PD Bar & Measurement Nose: The newly designed PD Bar and Measurement nose can measure small, progressive or multi-focal glasses. In addition, the operator can still use the measurement nose when measuring the near sight addition.

- Incomparable UV measurement Level Assessments: Few lensmeters provide UV assessments with the exact numerical value. Feel the difference and provide patients with exact UV protection figure.

- Built-in Thermal Printer: Print paper can easily be changed with one-touch lever. Illustration of Axis & PD helps customers to understand the data better. \$2400

HLM 7000 Digital Lensmeter
Coburn Technologies

The compact Huvitz HLM-7000 Digital Lensmeter offers more space and freedom with the tilting function. Newly designed user interface and algorithm provide quick and accurate measurements. Progressive lenses are detected with ease, and far or near sight addition are automatically calculated with precision and speed. The Huvitz HLM-7000 Digital Lensmeter can simultaneously capture the PD of frames and power of lens with high fidelity. Features include:

- Extensive diopter measurement
- Choice of 5 or 10 prism display for better viewing of low, normal and high prism areas
- Automatic detection of progressive lenses and size

- UV measurements to an exact value
- Built-in printer with one-touch control
- Dark sunglasses mode
- Adjustable TFT LCD w/ LED backlight display
- Network connectivity
Contact Coburn Technologies for current pricing.

Lensmeter HLM-1
Coburn Technologies

Coburn's HLM-1 Lensmeter is a great option for eye care professionals because it's cost effective and equipped with one of the fastest & most accurate measurements. We pride ourselves in offering affordable & reliable equipment while providing optimal service to customers especially after a purchase.

Features:

- Hartmann Sensor Wavefront Analysis Technology: More measurement points than previous generations.

- Expanded prism measurement: Up to 20° measuring from all directions BU, BD, BI, BO.

- Easily measures darkly-tinted/mirrored sunglasses: Automatically amplifies amount of light & calculates refractive power without manual configurations.

- Meets/exceeds Medical Equipment Certificate, Class B standard.

- Slim and compact design: Perfect for small spaces.

- Auto lens recognition including single vision and progressive lenses.

- Improved progressive (multifocal) lens measurement: measures fast and easy by moving target & following guides on screen.

- Bright, stress-free, and user-friendly interface.

- 7" color and high resolution LCD screen features an anti-glare and hard coating produces sharp images and a scratch resistant screen.

- Enhanced camera performance provides faster responses when measuring refractive power & improved lens detection.

- High speed (processing speed per frame: 65ms) with more frames per second (15FPS).

- Newly designed nose cone & lens support allows the user to measure smaller frame styles with ease.
Contact Coburn Technologies for current pricing.

MLM200US Lensmeter
Essilor Instruments

Outer-reading lensmeter hand made to the highest standards.

Superior-quality optics | LED light source | Prism compensation | User-friendly design | Large ergonomic knobs clearly marked for ease of use

Lensmeter 101
Marco

Long considered the standard of the industry, the NEW LM-101 Marco Lensmeter now offers an LED illumination system which provides efficient, consistent, illumination levels. The NEW 101 is also powered by a convenient AC adapter, OR can be battery-operated by a standard D-cell battery system. The 101 is a classic design with solid, durable construction utilizing brass and stainless steel components to help prevent premature wear and maintenance. A discriminating optical system combined with an American style cross-line target produces clear, crisp images. Other notable features on the 101 are a full 90-degree adjustable inclination, a standard prism compensating device, power wheels located on both sides of the instrument, and self-inking marking pens that eliminate mess.
Contact Marco for current pricing.

ML1 Manual Lensmeter

Reichert



Reichert's ML1 Lensmeter is easy to use and has numerous features for reliable performance. The ML1 enables accurate measurements of a variety of lenses including single vision, multi-focal and contact lenses. The ML1's LED light source ensures that bulbs will never have to be changed. Its glare-free, green illumination and sharp mires make measurements simple and quick.

Please visit www.reichert.com to request a quote.
15110 ML1

LM-8 Lensmeter
Topcon

The LM-8 lensmeter features a traditional cross-haired target and LED illumination which provides major benefits over lensmeters with standard illumination. LED illumination provides a clearer, brighter target image for easier lens measurement. Wide diameter eyepiece provides a sharp target image for comfortable operation. Compact design and battery power source with an automatic sleep feature help optimize the functionality of any

workspace. New style ink cartridge provides clear marking, even on coated lenses. 310mm h x 160mm w x 420mm d. 4.5kg., 10lbs. Two D-cell batteries or 6V AC adapter.
Contact Topcon for current pricing.

Digital Lensmeter GLM-8000

U.S. Ophthalmic



This new generation of auto lensmeter is based on Hartmann Sensor technology. It offers advanced simultaneous measurement of 108 points, providing a faster measurement with greater accuracy and complete reliability. Your staff will obtain accurate lens measurements every time.

The GLM-8000 provides comfortable viewing and operation with its adjustable, tilting color LCD screen. Users simply touch the LCD screen to perform measurements. Operation couldn't be easier or more convenient. With automatic progressive measurement, high-speed UV testing, and a built-in printer, this Gilras model is an excellent choice in virtually any setting. \$2,332.00

Manual Lensmeter with External Readings - LM-700

U.S. Ophthalmic



The Luxvision LM-700 Manual Lensmeter compact deluxe model is capable of measuring soft and hard contact lenses as well as conventional spectacle lenses.

The LM-700 is Luxvision's compact, deluxe model Manual Lensmeter. One of the many features that set this model apart is its ability to measure hard and soft contact lenses as well as spectacle lenses. In addition, this model offers an oversized lens table that allows you to measure conventional lenses from 30 to 90 millimeters in diameter. The LM-700 provides the reading of the power on the outside of the unit and features outstanding halogen illumination. The ability to perform manual lensometry is essential in every eye care practice, laboratory and dispensary. Thanks to the Luxvision LM-700, you can now comfortably measure spherical, cylindrical and prism powers with accuracy and ease.

*Color: Black / White

*Voltage: 110V \$1,025.00

Manual Lensmeter with External

Readings LM-190

U.S. Ophthalmic



Luxvision LM-190 Manual Lensmeter with External Reading.

The ability to perform manual lensometry is essential in every eye care practice, laboratory and dispensary. With the Luxvision LM-190, you will be able to comfortably measure spherical, cylindrical and prism powers with unparalleled accuracy. This external lensmeter provides the reading of the power on the outside of the unit. An enhanced lens marking device, prism compensator, gentle lens pressing unit, inclination control and more combine to make the LM-190 a wise choice.

*Prism: With Prism / Without Prism . . . \$426.00

MML-3 Lensmeter

USAsopes



Range of diopter measurement: 0D to + or - 20D, Minimum scale value: 0.125D at 0D to + or -5D, 0.25D at + or - 5D to + or - 20D, Astigmatism axis if cylindrical lens 0 to 180 degrees: Minimum scale value 5 degrees, Prism diopter: at 1 interval in the range of 0 to 5, Prism base angle: 0 to 180 degree, minimum scale value 5 degree, Size of lens: 20mm to 80mm, Overall dimensions: 405mm x 130mm x 195mm, Weight 4 kg and Lamp: 110v / 3v or 220v / 3v.

Contact USAsopes for current pricing. Missionary or Expedition Discount available, please ask for details.

Gemini Lensmeter

Veatch



The Gemini lensmeter is an external reading lensmeter with a prism compensator. The popular American style target provides easy and accurate readings of any lens from 16-100mm in diameter. The power wheel is magnified and the axis scale is internal for easy readings. \$995.00

Repair Parts

Belrose Ophthalmic Bulbs

Belrose



- Bel 002 W/A Transilluminator 41000 2.5V, 0.95W \$8.40
 - Bel 020 Mighty Light Projector Bulb, 24V \$29.95
 - Bel 030 W/A Ophthalmoscopes 11600, 11605, 11610, 11710. Spot Retinoscope 18000. Occluder. 12400, 3.5V, 2.52W \$15.00
 - Bel 031 W/A Transilluminator 41100 3.5V, 2.52W \$15.00
 - Bel 037 W/A Streak Retinoscope 18100, 3.5V, 2.54W . . \$19.95
 - Bel 049 W/A Ophthalmoscopes 11620, 11630, 11720, 11730, 3.5V, 2.52W \$19.00
 - Bel 082 for W/A 18245 Retinoscope \$19.00
 - Bel 11583 Fixation for AO NCT and AO Slit Lamps 11580, 11665, 11666, 7.5V \$7.00
 - Bel 12419 AO NCT Target 12415 \$7.00
 - Bel 12604 AO Lensometer model 12603, 115V, 15W . . \$7.00
 - Bel 216518 B&L Vertometer 21-65-70, 71-26-61. 115V, 25W \$7.00
 - Bel 360H Optec Retinoscope Halogen, 3.5V. . . \$27.00
 - Bel 360R Optec Retinoscope Standard, 2.5V . . \$18.00
 - Bel 366HS Alliance & Haag-Streit Type Slit Lamps, 6V, 4.5AW. \$18.50
 - Bel 40P Nikon Slit Lamp; NS-1, Zeiss Slit Lamp; 30SL, 12V, 30W \$40.00
 - Bel 53Z Zeiss Slit Lamp; 100/16 and 100/25, 6V, 4.5A \$18.50
 - Bel 581 AO Slit Lamp 11580, 11665, 11666, AO CLC 11705. 6V \$25.00
 - Bel 755 Copeland Retinoscope 717155 2.5V . . \$13.00
 - Bel 807 AO Custom Projectors 11800/05/20/25, 12060/65, 6V \$25.00
 - Bel Hal. Proj. AO Standard Type Projectors, 130V, 50W \$24.95
 - Bel K626 Alliance and B&L Keratometers 71-21-35, 120V, 15W \$10.00
- Quantity discount available for CAX projector bulbs.
Most other bulbs and batteries available in stock.

30 Years VEATCH OPTHALMIC INSTRUMENTS

Imaging Solutions:

Serve Your Patients Further

ReSeeVit: The latest technology, Built specifically for ophthalmic professionals

Leaders of Our Industry

Choose from our suite of imaging solutions, including:

- Anterior segment imaging
- Endothelium cell imaging
- Corneal topography
- Retinal imaging

Imaging Solutions: Providing For Your Patients.

Don't Get Left Behind

IT'S TIME TO GO DIGITAL

Contact Us Today

Veatch Ophthalmic Instruments

www.VOI2020.com
800.447.7511

Surgical Microscopes

Surgiscope III

Marco



Perfect for in-office operations. A small portable unit with excellent optical capabilities that are necessary for microsurgical techniques. Its list of features includes a built-in three-step magnification drum, motorized focusing, coaxial illumination and a variety of optional accessories such as a photo kit, assistant scope, height extender, straight binocular, slit illuminator, bleak illuminator, video kit and beamsplitter. Mounting options include a wall mount, table mount floor stand, or a unique new unit mount which turns an instrument stand into a "surgery station." A unique stabilizing system insures steady positioning of the counterbalanced arm during operation. Eye Point height: 37.79" to 53.54", Base: 23.62"w x 22.04"l. 121lb. with floor stand.

Contact Marco for current pricing.

OMS-90 Operation Microscope

Topcon



The OMS-90 Operation Microscope is the newest standard for versatile microsurgery. The instrument incorporates many features and benefits of our former OMS-75/85 lineup with added conveniences and improved image clarity, depth and resolution. The newly designed optical system provides crystal clear viewing for observation and microsurgery. The standard 200mm objective lens includes an improved depth of focus for more comfortable procedures. The standard PD adjustment knob, water-repellent coated f=200mm objective lens, five-step magnification and compact footprint makes the OMS-90 ideal for smaller treatment rooms. Optional X-Y translator available. 740mm (H) x 1,520mm (D). 72kg. AC100, 120, 220, 240V, adjustable.

Contact Topcon for current pricing.

SP-1P Specular Microscope

Topcon



Designed to photograph and analyze the corneal endothelium, the fully automatic SP-1P Specular Microscope with "Panorama" function can capture an area 2.6 times larger than the conventional capture field. Its compact footprint and rotatable control panel save time and space. The incorporated firmware provides cell density, corneal thickness, percentage of hexagonality and more. Topcon's compact approach makes the SP-1P the next generation in Specular Microscopy.

Contact Topcon for current pricing.

UMZ-30-PB Portable Diagnostic

Microscope

USAscopes



STEREO ZOOM MICROSCOPE, HALOGEN ILLUMINATION, HEAVY DUTY TABLE CLAMP & SPRING ARM. Extremely Portable, Morrell Optics Carrier, 1:6 Zoom Ratio, Zoom 3x to 25x, Objective Lens f=190 mm, Table Clamp, Spring Balanced Arm, Halogen illumination 21v. 150w, 110v or 220v, Eyepieces 10x, Eyeguards and Fine Focusing. Morrell Microscopes work well for Doctors & Residents that are looking for a high quality optics carrier afford-able microscope. Near Coaxial Illumination at 6 degrees. Other Optics Carriers & Stands available.

UMZ-30-PB Price does not include carrying case \$2,995.00

Contact USAscopes for current pricing.

Missionary or Expedition Discount available, please ask for details.

Non Contact Optical Biometry

LENSTAR LS 900®
Haag-Streit USA



LENSTAR provides highly accurate laser optic measurements for every section of the eye from the cornea to the retina. All LENSTAR models include exclusive access to the Hill-RBF calculator via the EyeSuite IOL application. Up to seven measurements, including CCT, LT, ACD and AL are included in this single biometer. With the integrated Barrett Universal II and Olsen IOL calculation formulae, and the LENSTAR's unique measurement of the lens thickness, accurate prediction of the IOL position is provided for every type of eye.
Contact Haag-Streit USA for current pricing.

30+ YEARS VEATCH
OPHTHALMIC
INSTRUMENTS

Service & Repair:

Clean, service & repair your optometry equipment

Because it's only a matter of time until technology breaks down, wears out, and needs servicing

Extend Your Equipment's Life

Choose a professional for the service of your equipment

- Factory trained techs
- Loaner program available
- 35+ Years experience
- Local & remote support

Schedule any needed service today!

Don't Get Left Behind

IT'S TIME TO GO DIGITAL

Contact Us Today

Veatch Ophthalmic Instruments

www.VOI2020.com
800.447.7511

Pachymeters

**OCULUS Corvis® STL Tono/
Pachymeter**
Oculus


The OCULUS Corvis® STL is a breakthrough in the IOP measurement. Equipped with an ultra-high-speed Scheimpflug camera, this advanced diagnostic device records the reaction of the cornea due to an air pulse and precisely measures the corneal thickness and the intraocular pressure. EMR ready.

Contact sales@oculususa.com for pricing.

Pocket II Precision Pachymeter
Quantel Medical


Precision for Glaucoma Screening! The Pocket II Precision Pachymeter fits in the palm of your hand or your labcoat pocket. Move it between exam rooms or take it to your remote clinic. It records from 1-10 measurements & automatically displays the average and standard deviation. Measurement range of 200 to 999 microns & accuracy of +/- 5 microns. With built-in test block (eliminates lost test blocks) powered by 4 AA (LR6) batteries (or optional A/C adapter), you've got "pachymetry to go." Electronic Patient Data Storage and Networking Capabilities: All Quantel Medical Ultrasound systems can send data directly to a network (LAN) through our optional Visuscan Data and Archiving Kit with Laptop. This system can also be utilized to store patient data directly on a laptop or PC for later retrieval. Call us for more information.

Contact Quantel Medical for current pricing 877-782-6835.

Gilras Pachymeter GRU-5000P
U.S. Ophthalmic


The Gilras GRU-5000 P offers a wealth of features in an easy-to use, touch screen guided pachymetry unit. You can count on the precise corneal pachymetry readings you'll achieve with the GRU-5000 A/P. Whether you are comanaging LASIK, screening for kerato-

conus, preparing for LRI surgery, or going the extra mile with your glaucoma patients, this unit is programmed with all the features and data tools you will need. You'll get all this and more in a portable, sleek design when you choose the GRU-5000 P. \$3,140.00

Automatic Perimeters

Octopus 600
Haag-Streit USA



The new Octopus 600 provides one device for Pulsar (early detection of glaucoma) and white/white (progression of disease) allowing for the most important aspect of perimetry: Better patient care.

- TOP thresholding in under 3 minutes per eye
- G or 32 program in Pulsar and White/White
- 24-2, 10-2 and Macula also in White/White
- Networked via EyeSuite Software Operation
- Fixation Control with Forehead Sensors

Contact Haag-Streit USA for current pricing.

Octopus 900 Universal Perimeter
Haag-Streit USA



Octopus 900 Basic

The Octopus 900 Series (Basic and Pro) provide the most technologically advanced system for accurate and reliable visual fields. Featuring cutting edge technology combined with innovative testing methodologies Octopus perimeters meet and exceed your technological expectations.

- True 90 Degree Goldmann Bowl
- Static White /White, Blue/Yellow, Flicker, Red/White, Low vision
- TOP Strategy (2 1/2 minute full threshold)
- Full Fixation Control
- Manual and Semi-Automated true Goldmann Kinetic
- Automatic Eye Tracking
- Static Custom Test Program
- One Goldmann Kinetic Custom Test
- Low Vision Testing
- Wheelchair Accessible Table
- PC based system running Microsoft Windows
- EyeSuite Progression Analysis Software included

Octopus 900 Pro

Octopus 900 Pro offers these features in addition to the 900 Basic features

- Flicker, Blue/Yellow and Red/White Method
- Both Manual and Semi-Automated Goldmann Kinetic Software

OCULUS Centerfield® 2 Perimeter

Oculus



The OCULUS Centerfield® 2 is a Goldmann standard perimeter. It is capable of 70° static and kinetic visual field testing and color perimetry. With the new SPARK strategy, the threshold perimetry with the Centerfield® 2 takes only 3 min. The popular suprathreshold, fast threshold and full threshold tests and the 30-2, 24-2, 10-2 grids plus customizable patterns are available. The Centerfield® 2 comes with the Glaucoma Staging Program (GSP), Threshold Noiseless Trend (TNT) progression analysis and the new SPARK Light strategy. EMR ready.

Contact sales@oculususa.com for pricing.

OCULUS Easyfield® Perimeter

Oculus



This compact Goldmann standard perimeter is capable of screening and full threshold visual field exams out to 30 degrees. With the new SPARK strategy, the threshold perimetry with the Easyfield® takes only 3 min. The popular suprathreshold, fast threshold and full threshold tests and the 30-2, 24-2, 10-2 grids plus customizable patterns are available. The eye shields eliminate the need for the eye patch and the new vertically adjustable chinrest offers maximum patient comfort. The Easyfield® comes with the Glaucoma Staging Program (GSP), Threshold Noiseless Trend (TNT) progression analysis and the new SPARK Light strategy. EMR ready.

Contact sales@oculususa.com for pricing.

Ezer - Projection Perimeter - EPR-2600

U.S. Ophthalmic



Ezer EPR-2600 Projection Perimeter for expert perimetry, glaucoma screening, diagnosis, treatment, ongoing management, and other visual field abnormalities.

Reliable perimetry is the cornerstone of glaucoma screening, diagnosis, treatment and ongoing management. With the introduction of the EPR-2600 you will enjoy the highest, most

respected level of technology at an incredible value. This highly advanced projection-based system allows for scatter-free, even light and a complete reduction in chromatic aberration. Furthermore, the range of testing protocols and parameters is certain to impress and allows for both static and kinetic testing. With advanced analysis software and complete report plot selection, the EPR-2600 will exceed the expectations of even the most discriminating buyer. \$18,990.00

Ezer - Projection Perimeter - EPR-3600

U.S. Ophthalmic



Quantitative Evaluate the Retina Macula Function. Ezer EPR-3600 Projection Perimeter for expert perimetry, glaucoma screening, diagnosis, treatment, ongoing management, and other visual field abnormalities.

For expert perimetry, look no further than the EPR-3600. This advanced technology offers every feature you would expect in a top-of-the-line perimeter. This highly advanced projection-based system allows for scatter-free, even light and a complete reduction in chromatic aberration. Furthermore, the range of testing protocols and parameters is certain to impress and allows for both static and kinetic testing. With the EPR-3600, users can select stimulus colors; red, white and blue are all built into this outstanding testing unit. In addition, the EPR-3600 offers blue-yellow detection. Reliable perimetry is the cornerstone of glaucoma screening, diagnosis, treatment and ongoing management. With the introduction of the EPR-3600 you will benefit from flexible testing to meet the needs of even your most complex cases. Advanced analysis software and complete report plot selection will exceed the expectations of every practitioner. \$21,990.00

PTS 1000 Automated Perimeter

Veatch



The PTS 1000 Automated Perimeter is a modern diagnostic instrument for quick, precise testing for field of vision. The closed type examination bowl provides a single solution for Goldmann kinetic and static perimetry. Wide range of strategies/analysis tools combined with intuitive interface.

- Static/Kinetic testing
- Goldmann stimuli sizes I,II,III,IV,V
- CCD camera alignment view on PC screen with motorized patient chinrest
- Trial Lens Software Calculator, Moveable Trial Lens holder arm/Myopic/Hyperopic Trial Lens set
- Field tests: Macula 10, 24-2, 30-2, Central 30, Glaucoma 30, 50° and more
- Test strategies: Screening, Advanced Accurate/Intermediate, Fast/Full Threshold

30th Anniversary
VEATCH
OPHTHALMIC INSTRUMENTS

**The Future Is now
The Ophthalmic Industry Is Going Digital & for Good Reason.**

1. Greater Efficiency & Accuracy.
2. Large Return on Investment.
3. Increased Capabilities, Integration & Connectivity.

**Focus On
The Patient,
Not Repetitive
Data Entries**

- Dual cross cylinder
- Programmable sequences
- Wireless interface with pre-test equipment.

Don't Get Left Behind

IT'S TIME TO GO DIGITAL

Contact Us Today
Veatch Ophthalmic Instruments
www.VOI2020.com
800.447.7511

- SWAP Test (Blue on Yellow), Foveal Threshold Test
- Red on White test for Toxic Vision Loss
- Absolute Defect, Total Deviation Probability/Pattern Deviation/Probability from Age Normative
- Mean/Pattern Defect, Mean Deviation and Pattern STD Deviation
- Bebie Curve
- Reliability indices include False positive/negative, Fixation errors
- Industry standard printouts, JPG, PDF
- Print manager
- Network capable software

PC based software with MS Windows system contains powerful analysis tools and precise threshold algorithm. Includes extended comparison module and customizable settings. No charge for networking software.

Printout Manager module uses predefined template or custom printouts, depending on your organization needs. The custom option may vary from choosing the content to the layout style.

Contact Veatch for current pricing.

Perimeter Accessories

Belrose Perimeter Trial Lens Set

Belrose



This all new trial set is designed especially for trial lens holders in fields and perimeter instruments by providing a great selection of the following 80 full field lenses. A quantity of 28 plus and minus spheres from 0.25 to 16.00 and a quantity of 12 plus and minus cylinders from 0.25 to 5.00. A truly unique trial set that has wooden red velvet lined "removable tray" that measures only 9-7/16" x 9-7/16" x 1-7/16" then lodges into a black case that measures only 11-1/8" x 10-9/16" x 2-3/8". Take it home to check family members or an occasional nursing home visit.

Introductory Offer \$195.00

S & L Trial Set P91

S & L Optics



New small trial set perfect for rounds, nursing homes, externships, visual field machines and screenings! 91 total lenses including 68 spheres starting with +/- .25 and goint to 10 diopters. 16 minus cylinders to 3.0 diopeters. One .50 cress (flip) cylinder. Lenses are etched on BOTH SIDES with the power and plus lenses have rounded handlges while the minus lenses have square handles making it impossible to mix them up! Removal tray, leather lockable case and large microfber cleaning cloth make this set simply the best

small set on the market today. Trial frame available as an option.

Contact S & L Optics for current pricing.

Mirrors

Belrose Front Surface Mirror Set Belrose



To obtain longer refracting rooms. Features: Two 12" x 12" high-quality front surface mirrors. Easily mounted; adjusts by an unbreakable swivel ball. Available in oak, or cherry border.

Oak or Cherry \$199.00

Mirror Sets COW Industries

Designed for use in small rooms to obtain 20' exam distance. Front surface mirrors, backboards and all hardware ready for mountings, provides solid mounting and easy, precise adjustments. Hardware hidden from view. Mirror: 12" x 12".

CPWC05-000 set..... \$268.00

Projection/Fixation Testing Center COW Industries



Control Projection/Fixation Testing Center from desk console. Featuring total automatic control of Worth Four Dot, Muscle Light, Converging Fixation, and Pediatric Fixation devices from your patient's side. Includes angled projection screen, two viewing mirrors, and one projection mirror. Children are naturally drawn to our animated and lighted barking dog.

CPWC05-900..... \$825.00

Shadow Box Mirror Set COW Industries



Designed for use in small rooms to obtain 20' exam distance. Front surface mirror mounted in real wood shadow box frame. Oak or walnut. Easy adjustment. 14" x 14" x 3". 3lb.


COWS05-001..... \$321.00 set

Digital Acuity Plus LED Acuity Tester Luneau Technology USA



The Digital Acuity Plus LCD Vision Tester represents the best value in the market today. Featuring a beautiful 24" LED backlit display with high definition 1080p output and multimedia capability including video, slide shows, and audio coupled with multiple optotypes and charts, the Digital Acuity Plus offers you the most for your dollar. \$1,495.00

Patient Viewing Mirror Ophthalmic Brokers



Patient Mirror is 16 x 16. High quality mirror. Adjustable with copyrighted swivel mount 360°. No tools needed for adjustment. All mounting hardware included. Can be used with acuity systems. \$98.00

ClearChart® 2 Digital Acuity System Reichert



Featuring a 19-inch, high-resolution LED backlit flat panel display and weighing only 11.25 pounds, the ClearChart 2 is easily mounted to any wall. The custom designed LINUX system is free of fans, moving parts and hard disk drives, allowing for silent and dependable operation in the exam room. ClearChart 2's convenient, infrared remote control enables effortless access to all tests from virtually anywhere in the room. ClearChart 2 enhances the refraction experience for both the doctor and patient, including features such as a cartoon loop with sound for pediatric fixation and patient education slides.

Please visit www.reichert.com to request a quote.
13760 ClearChart2

Projector Replacement Bulbs

CAX Bulb Amcon



For AO/Reichert 1215, 1217, 11082 and 11176 machines as well as Marco and other Eye Projectors. 130V/50W. Length: 79mm.
BY-6548 \$4.79/ea (75+) \$4.99/ea (25+) \$5.65/ea
Quantity discounts available.

Belrose Ophthalmic Bulbs Belrose



Bel 002 W/A Transilluminator 41000 2.5V, 0.95W \$8.40
Bel 020 Mighty Light Projector Bulb, 24V \$29.95
Bel 030 W/A Ophthalmoscopes 11600, 11605, 11610, 11710. Spot Retinoscope 18000. Occluder. 12400, 3.5V, 2.52W..... \$15.00
Bel 031 W/A Transilluminator 41100 3.5V, 2.52W \$15.00
Bel 037 W/A Streak Retinoscope 18100, 3.5V, 2.54W... \$19.95
Bel 049 W/A Ophthalmoscopes 11620, 11630, 11720,

11730, 3.5V, 2.52W \$19.00
Bel 082 for W/A 18245 Retinoscope \$19.00
Bel 11583 Fixation for AO NCT and AO Slit Lamps
11580, 11665, 11666, 7.5V \$7.00
Bel 12419 AO NCT Target 12415 \$7.00
Bel 12604 AO Lensometer model 12603, 115V, 15W .. \$7.00
Bel 216518 B&L Vertometer 21-65-70, 71-26-61. 115V. 25W \$7.00
Bel 360H Optec Retinoscope Halogen, 3.5V... \$27.00
Bel 360R Optec Retinoscope Standard, 2.5V .. \$18.00
Bel 366HS Alliance & Haag-Streit Type Slit Lamps, 6V, 4.5AW \$18.50
Bel 40P Nikon Slit Lamp; NS-1, Zeiss Slit Lamp; 30SL, 12V, 30W \$40.00
Bel 53Z Zeiss Slit Lamp; 100/16 and 100/25, 6V, 4.5A \$18.50
Bel 581 AO Slit Lamp 11580, 11665, 11666, AO CLC 11705, 6V \$25.00
Bel 755 Copeland Retinoscope 717155 2.5V .. \$13.00
Bel 807 AO Custom Projectors 11800/05/20/25, 12060/65, 6V \$25.00
Bel Hal. Proj. AO Standard Type Projectors, 130V, 50W \$24.95
Bel K626 Alliance and B&L Keratometers 71-21-35, 120V, 15W \$24.95
Quantity discount available for CAX projector bulbs.
Most other bulbs and batteries available in stock.

M.I.O Bulb 2.5 Volts

Belrose



Finally available for AO/Reichert Monocular indirect ophthalmoscopes and giantscope. Bulb for your 2.5 Volts rechargeable instruments.

Bel-12048..... \$105.00

Projector Wall Mounts

Belrose Projector Wall Bracket, Desk Mount, Corner Bracket, Unit Mount

Belrose



For mounting standard AO type projectors, mirrors and screens. Wall Bracket features both horizontal and vertical adjustments easily. This and the Desk Mount accommodate standard AO type projectors. The Corner Bracket is helpful in mounting mirrors and screens in corner rooms. Unit Mount also available.

Corner Bracket \$65.00
Desk Mount \$89.00
Unit Mount \$115.00
Wall Bracket..... \$135.00

Twist-O-Tilt P.O.C. Mount COW Industries



Provides a fully adjustable, yet solid mount for standard projectors. Provides tilt adjustment for leveling eye chart on screen. Three axis adjustments (hor-vert-tilt). The Twist-O-Tilt Mount is used to control projector placement on desks or with our Wall Hugger on walls. 7-1/2" h x 4" w x 4" d, 2lb.
COW01-000..... \$126.00



Exam Lane Packages

Opening a new practice?
Looking to upgrade your equipment?



Veatch exam lanes are an investment in your patients, your equipment & your business.

Bundled Packages: Save Time & Money

- Visual acuity system
- Manual or Digital Refractor
- Exam chair & stand

The Quality Tools You Need At A Price You Can Afford

Don't Get Left Behind
IT'S TIME TO GO DIGITAL

Contact Us Today

Veatch Ophthalmic Instruments

www.VOI2020.com
800.447.7511

Projector Wall Mounts

Luxvision – Projector Stand – SP-CCP

U.S. Ophthalmic



Projector can be placed on stand.

Stand has wheels which allows for user to move it around to desired location... \$412.00

Luxvision – Projector Stand Wall Mount – SP-CCPW

U.S. Ophthalmic



The Projector Stand Wall Mount SP-CCPW is used for support our projectors. Great quality and easy to install! ... \$322.00

Projectors

Projector Slides

Amcon



For Marco, AO, Reichert, Woodlyn and similar manual projectors. Mix and match for quantity discounts: 8500 ADULT ACUITY: Snellen, Numbers and Tumbling "E" tests. SC-8532, 8600 CHILD ACUITY: Allen, Tumbling "E" and Landolt "C" tests. SC-8534, 8700 FAMILY PRACTICE: Snellen, Astigmatic Clock, Tumbling "E" and Allen tests. SC-8519, 8800 MULTI-ACUITY: Snellen, Tumbling "E" and Allen tests. SC-8535... \$85.00/ea (3+) \$87.00/ea

Quantity discounts available.

Belrose Projector Halogen

Conversion 'Kit 2000'

Belrose




Stop the inconvenience and costs of constantly changing your CAX bulbs. Convert your projectors to halogen illumination, which will provide a brighter, whiter, uniform image, while saving you money and time. This halogen 12V 50W bulb lasts for 2000 hours, instead of a CAX bulb, which is rated for only 50 hours. Conversion 'Kit 2000' includes halogen socket with holder, switch, connectors, direct plug-in wall transformer and 2 halogen bulbs. Electrically inclined individuals 'convert yourself', or send your projector to Belrose, and we will install, plus clean your optical

system, and provide free dust cover. 110V, 50/60Hz, 0.5A.

Convert Yourself \$150.00
Extra Bulb \$15.00
Send to Belrose..... \$225.00

Projector Slides

Belrose



Superb projector slides for most standard and Halogen projectors to include Alliance, AO, Marco, Reichert and others. Choice of adults, standard, children's and more... \$69.00

HCP 7000 Chart Projector

Coburn Technologies



Huvitz Chart Projector HCP-7000 provides a powerful visual acuity system that supports a variety of charts. Includes 41 charts 34 masks and Red/Green & Polarization Filters. Features a semi-permanent lifetime LED light source that's brighter and clearer than conventional bulb light. Features include:

- 41 charts 34 masks, Red/Green & Polarization Filters
- Semi-permanent lifetime LED light source
- Brighter and clearer than conventional bulb light
- Attractive Streamlined Shape and Blue Indicator
- Projection Distance = 2.5 ~ 8m
- Projection Magnification = 30x at 5m

Contact Coburn Technologies for current pricing.

CP 550 Chart System

Essilor Instruments



50 charts – Type A or B optotypes

- Fast, quiet disk rotation
- Long lasting LED light illumination
- Projection distance: 2 to 7m

Contact Essilor Instruments for current pricing.

Stimuli™

Haag-Streit USA



The Stimuli is an advanced acuity system that employs computer .250 projection. Supporting many types of acuity charts in a simple remote controlled unit. Stimuli can be calibrated for long, short or folded forms, offers

more than 16 major selectable features, eliminates "memory" effect with unlimited charts. Special pediatric version. Refraction device that replaces the old technology of the automated projector.

Contact Haag-Streit USA for current pricing.

Lombart CVS Essential

Lombart Instrument



The Lombart CVS Essential was developed with the idea that an acuity system should contain all of the standard acuity charts commonly used in refraction and also be user-friendly and straight forward to operate. The CVS Essential is easy to install and provides quick access to all charts and features. Acuity systems don't have to be complicated, and this system is simple and affordable. The CVS Essential includes the monitor, HDMI device with software, luminous RF remote, and a wall-mounting bracket with swivel. Snellen Ratios from 20/15 to 20/400, video and still images included, calibration distance is 9ft to 24ft, and monitor size is 21.5 inches. \$1,695.00

Lombart CVS Micro PC Acuity

System

Lombart Instrument



The Lombart CVS Micro PC acuity system features a wide range of popular optotypes required in today's practice environment. Compact remote control is logically configured and provides direct access to all functions. Enhanced features include Random Character Generation, single letter isolation, vertical and horizontal line isolation, 4-dot and fixation tests, built-in video clips for child fixation, and easy retrieval of images for patient education.

Contact Lombart Instrument for current pricing.

Lombart CVS i21 Acuity System

Lombart Instrument



The Lombart CVS i21 utilizes the Apple Macintosh computer, renowned for its stability. This all inclusive unit incorporates a High Quality LED flat panel 21.5" monitor and CPU in a compact one-piece system that mounts easily to the wall. Exclusive software features a wide range of popular optotypes required in today's practice environment. Standard optotypes include: Snellen Letters, Tumbling E, Landolt Rings, Numbers, HOTV, Crowding Bars, Children's Charts, Red/Green Testing, ETDRS and Contrast Testing. Compact remote control is logically configured and provides direct access to all functions. Enhanced features include random character generalization, single letter isolation, vertical and horizontal line isolation, 4-dot and fixation tests, built-in video clips for child fixation, and easy retrieval of images for patient education.

Contact Lombart Instrument for current pricing.

CP-770 Advanced Automatic Chart

Projector

Marco



Marco's new CP-770 Advanced Automatic Chart Projector combines all of the sophistication and efficiency of our previous model, including two new ETDRS LogMar acuity charts. By providing the option of programming up to 33 total charts in any order you wish, the CP-770 allows you to conduct an examination in a darkened room simply by pressing one button on the remote control each time you want to move to the next chart. Sophisticated masking features allow you to isolate and maneuver individual horizontal or vertical lines and individual letters, numbers and characters. You also have your choice of special polarized tests as well as a Red/Green slide and filter. All of these selections are immediately accessible at the touch of a button. The standard selection of 33 charts include not only the ETDRS, but a wide variety of Snellen, illiterate E's, numbers, pediatric, and special testing charts. To eliminate patient memorization, the CP-770 includes 10 selectable 20/20 lines, and additional 20/10 and 20/15 lines for the more discriminating refractive surgery patients. Also standard is a proprietary internal brightness control that allows you to adjust the brightness intensity of the projected image. The CP-770 incorporates an LED illumination system, eliminating the halogen bulb and creating a totally maintenance-free system.

Contact Marco for current pricing.

Everlight Chart Projector

Marco



Designed from the proven standard Marco chart projector. Features a long-life halogen bulb for up to 1,000 hours of service between bulb changes. Variable focus objective barrel provides flexibility in positioning the instrument for refracting distances from 10–20 feet. Designed to accept all standard slides and can be mounted easily on a table, wall, unit, or floor mount.

6000 Everlight. Contact Marco for current pricing.

SC-1700 LCD Acuity Chart System

Marco



The SC-1700 LCD 17" Acuity Chart System combines all of the key elements of advanced refractions and automated LCD technology with the important clinical benefit of Polarization for stereo and binocular vision testing. Other advanced features include 36 individual chart selections and automated functions that are instantly controlled by a user-friendly infrared remote control that also includes an acuity display window for opera-

tor reference. Sophisticated masking features let the user isolate and maneuver individual horizontal and vertical lines as well as individual letters, numbers, and characters. To prevent letter memorization, the SC-1700 allows the operator to randomize letters and characters on any horizontally isolated acuity line. It offers a comprehensive selection of standardized Snellen, Pediatric, Tumbling E's, numbers, ETDRS (LogMar), binocular and other clinically validated tests. Contrast sensitivity testing is also a standard feature on the SC-1700, providing the ability to measure at three distinctive levels below the normal threshold. A customized slide show option allows the operator to download a selection of 18 personalized images to promote or enhance the commercial aspect of a practice. Two individual programming options allow the operator to pre-program any standard sequence of charts or refracting routines.

Contact Marco for current pricing.

LongLife™ Project-O-Chart®

Reichert



The LongLife P-O-C features a custom designed electro-optical system that provides the optimum brightness, bulb-life and color temperature necessary for accurate, repeatable test results. The unit's halogen bulb lasts over 10 times longer than incandescent bulbs. Thermal efficient composite cover and ventilation ensures cool-to-the-touch operation. The LongLife P-O-C is self-contained so there is no need for an external transformer. A wide variety of acuity and vectographic slides are available. Table, wall, instrument stand mounts and floor stands are available. UL approved.

Please visit www.reichert.com to request a quote.

12084 LongLife Project-O-Chart

S4OPTIK VA-1 LCD Acuity System

S4OPTIK



S4OPTIK's VA-1 is a comprehensive visual acuity solution featuring multiple optotype selections with Letters, E's, Numbers Landolt Rings, HOTV and Snellen children's charts; ETDRS spacing for all acuity slides; contrast sensitivity testing; crowding Bars for pediatric testing; R/G Binocular Tests; multimedia System: Animations, cartoons, and education slides included and more can be added.

Contact S4OPTIK for current pricing.

ACP-8R Chart Projector

Topcon



The ACP-8R Automatic Chart Projector features 30 random access charts with multiple 20/20 and 20/15 lines, which are ideal for LASIK centers and for post-surgical determination of precise visual acuity. New and improved features include AO compatible

Snellen charts - an industry standard, the fastest chart rotation on the market today, completely programmable chart selections, easy focusing setup, a wide projection size - 330 x 270mm, standard 20/20 children's slides, 5 characters across and ETDRS charts. Comes complete with a remote controller and a screen. 245mm (H) x 226mm (W) x 300mm (D). 6kg. AC120, 220, 230, 240V adjustable, 50/60Hz.

Contact Topcon for current pricing.

MC-4S 3D Mirror Chart

Topcon



The new MC-4S 3D Mirror Chart allows you to maximize your exam space. It simulates a full 20 ft. lane in a 2' - 5' range, allowing for use in very small refraction areas. The MC-4S features a high resolution, polarized LCD display that includes all common visual acuity charts as well as the ability to customize refraction programs and show 3D movies or the effects of polarization on a patient's glasses. The addition of virtual content enables the operator to test visual performance in real life situations. The MC-4S can be linked to Topcon's CV-5000S Vision Tester and Exam-5000 Refraction System through the KB-50 One-Dial Controller.

Please note: The MC-4S does not work in stand-alone mode and must be connected to the CV-5000S.

Contact Topcon for current pricing.

PC-50S LCD Chart

Topcon



The Topcon PC-50S is a 19" high resolution LCD visual acuity chart that is optimized for the CV-5000S Computerized Vision Tester. It features a comprehensive range of optotypes and tests. Videos and photos can also be added and viewed on the system.

Contact Topcon for current pricing.

VisiChart™ Flat Panel Visual Acuity System

Topcon



The VisiChart™ Flat Panel All-in-One Visual Acuity System features a large 17inch LCD display and illuminated wireless remote. This stand alone unit is a great addition to any conventional exam lane. VisiChart™ meets ANSI and ISO standards for vision testing, includes a wide array of charts, including contrast sensitivity and pediatric movie. The flexible VisiChart™ System can be mounted in either a wall or a desk configuration. 16.1" (W) x 17" (H) x 8.5" (D). 25.5 lbs. (w/stand)

Contact Topcon for current pricing.

Ezer - Chart Projector - ECP-5400

U.S. Ophthalmic



The Ezer ECP-5400 Digital Chart Projector provides crisp clear images with precise projection and 31 test charts.

Ezer's high-resolution ECP-5400 Chart Projector will enhance any refracting environment. This compact and lightweight ophthalmic projector features a highly versatile programmable remote control. Operators will enjoy the benefits of being able isolate letters on a vertical or horizontal line or individually. You can also combine the ECP-5400 with Ezer's other diagnostic instruments to form an Ezer Digital Refraction Practice. These digital practice platforms make it possible to perform a full digital vision exam, from pretest to Rx. \$1,248.00

MAP-3 Auto-Projector

USAscopes



Projection distance:1.8-6m, Projection magnification:30x(in 5m refraction), Projection size:260*260mm ø300mm(in 5m refraction), Numbers of charts:30, Chart change-over:1frame/0.8sec, Numbers of masks:open1, horizontal line5, vertical line6, single isolation 16,r and g 1, Tilt range:10 horizontally as well as vertically, Projection lamp:12V 35W(halogen lamp). Dimension:196(w)*129(l)*234(h)mm and Weight:6.5kg

Contact USAscopes for current pricing.

Missionary or Expedition Discount available, please ask for details.

InSight Visual Acuity System

Veatch



The InSight Visual Acuity System is an innovative solution to your acuity needs. It's the first LCD Acuity that does not require a PCI. Not only do you get all your standard charts & tests, but the system includes animation.

The Charts are as follows: Illiterate E, Landolt Rings, Snellen, Numbers, and Allen Children

Tests: Ishihara, Cross Cylinder, Red Green Balance, Fixation, Astigmatism, Cross Grid, Coincidence, Schoeber, Worth 4 Dot, Red Green Panel, and Traffic Lights

Patient Education: Image Album (to be updated)

Media Package - including Video (Finding Nemo)

Calibration for 3'-2'

This affordable solution comes complete with:

InSight Acuity Program 19" HDTV Wall Mount SD Card Finding Nemo DVD. \$1,295.00

ReSeeVit: The latest technology, Built specifically for ophthalmic professionals

Leaders of Our Industry

Choose from our suite of imaging solutions, including:

- Anterior segment imaging
- Endothelium cell imaging
- Corneal topography
- Retinal imaging

Imaging Solutions: Providing For Your Patients.

Don't Get Left Behind

IT'S TIME TO GO DIGITAL

Contact Us Today

Veatch Ophthalmic Instruments

www.VOI2020.com

800.447.7511

Projectors

Sirius Computerized Projector Veatch



A complete set of visual acuity tests in one easy-to-use product. Choose from a wide range of acuity tests that can be randomized to prevent memorization. Select single or multi line letters. Special optotypes for children, non English speaking, and mentally challenged patients to improve acuity testing accuracy.
Contact Veatch for current pricing.

Screens

Belrose Projector Screen Belrose



Superb quality, washable screen for all types of projectors. Brilliant imaging, ideal for polarized slides.
13" x 13" no trim \$49.00
16" x 16" no trim \$59.00
20" x 20" no trim \$79.00

Framed & Unframed Screens COW Industries



To be used with any POC projector. Ideal for polarized slides, exceptionally bright images. Oak or walnut frames, mica frames to match decor. 13" x 13", 16" x 16" or special sizes. . \$27.00 & up

CS POLA 600 Chart System Essilor Instruments



Universal screen for all refraction rooms

- 24 in Polarized LCD screen
- Comprehensive range of tests
- Customizable slideshow
- Wireless connection
- Easy connection to the APH 550
- Remote control with integrated panel
- Projection distance: 2 to 8m

Contact Essilor Instruments for current pricing.

Screens

CS550 Chart System Essilor Instruments



19 in LCD screen with Red and Green charts

- Contrast and color tests
- Customizable slideshow
- Easy connection to APH 550
- Very intuitive menu
- Remote Control with integrated panel
- Projection distance: 2 to 6m

Contact Essilor Instruments for current pricing.

PreView LCD Acuity Device Marco



As technology continues to influence your practice, it should equally influence your patients. The NEW PreView LCD Acuity System from Marco streamlines your refracting process while also impressing your patients. Equipped with all the computerized tests needed for a comprehensive eye exam, the new PreView delivers controlled results while embracing the most important feature - simplicity. The PreView is an extraordinary simple device to use, while its presentation is aesthetically attractive and modern. With a comfortable, user-friendly remote control, the PreView offer programmability for three separate refracting routines, multiple levels of contrast sensitivity testing, animation video for pediatric fixation, patient education images, ETDRS/speciality charts, and a randomization function which helps prevent letter/character memorization.
Contact Marco for current pricing.

SC-1600 LCD Acuity Chart System Marco



The SC-1600 LCD Acuity Chart System is an aesthetically clean, dedicated refracting device that puts an extreme emphasis on precise, high-quality visual acuities. The high-resolution LCD screen provides a wide range of popular Snellen, ETDRS, and stereo testing options for binocular vision examinations. The SC-1600 incorporates all of the advanced features found on the first-generation SC-2000 system, and the popular series of Marco automated chart projectors. The contrast sensitivity testing option measures contrast at three distinctive levels below the normal threshold. Character/letter randomization helps to prevent patient memorization, and the user -friendly remote control includes an LCD chart display window for convenient operator reference. The SC-1600 also has the ability to add up to 18 personalized images on a removable SD card.
Contact Marco for current pricing.

Screen 16 x 18

Ophthalmic Brokers

Reflective 16 x 18 screen, with all installation hardware. Copyrighted Swivel Mount. No tools needed to adjust after install. Highest quality frame included.

InSight Visual Acuity System Veatch



The InSight Visual Acuity System is an innovative solution to your acuity needs. It's the first LCD Acuity that does not require a PC! Not only do you get all your standard charts & tests, but the system includes animation.

The Charts are as follows: Illiterate E, Landolt Rings, Snellen, Numbers, and Allen Children

Tests: Ishihara, Cross Cylinder, Red Green Balance, Fixation, Astigmatism, Cross Grid, Coincidence, Schoeber, Worth 4 Dot, Red Green Panel, and Traffic Lights

Patient Education: Image Album (to be updated)

Media Package - including Video (Finding Nemo)

Calibration for 3'-22'

This affordable solution comes complete with:

InSight Acuity Program 19" HDTV Wall Mount SD Card Finding Nemo DVD. \$1,295.0

Automatic Refractors

**Belrose Auto Ref/Keratometer Unit
Model ARK-520**

Belrose



The new Belrose Auto Ref/ Keratometer Unit Model ARK-520 provides more convenient easier and multi-functional operating system with advanced and contemporary refractometer technology. The ARK-520 includes 6.4" TFT LCD color monitor, minimal pupil diameter 1.8mm measurement, contact lens base curve and IOL power from 25.00D to +22.00D, cylinder power -10.00D to +10.00D, refractive power step 0.12, 0.25D cylinder mode +, -, I, vertex distance 0.12, 13.5. 15mm minimum pupil diameter 1.8mm, method of relaxation and automatic fogging. Auto Keratometer functions- corneal radius of curvature, measurable range step 5.00 to 10.00mm 0.01mm. Corneal refractive power range power range -33.75 to 67.50D astigmatism -10.00+ 10.00D and AXIS from 1 to 180 degrees with increments of 1 degree. An extraordinary value.

19671 - \$Belrose Auto Ref/ Keratometer Unit Model ARK-520 6,495.00

Auto Refractor/Keratometer CRK-9000

Coburn Technologies

The OZMA CRK-9000 Auto Refractor / Keratometer offers high precision measurements using Wavefront Technology and 3D Auto Tracking. Take advantage of this high quality product at an affordable price.

Features:

- Wavefront Technology
- 3D Auto Tracking
- The cutting edge auto sensor and 3D movement mechanism enables you to track down a measuring focus of an eye automatically and complete the measurement perfectly even with an inexperienced user
- High Order Aberration Map
- Other than the conventional data, such as Spherical, Cylinder and Axis, the high order aberration data is displayed in a graphical Zernike refraction map for better understanding of patient's eyes & superior clinical decision making.
- Color View Mode
- The Full Color CCD camera and white LED light source in the auto Refractor/keratometer enable you to see eyes and contact lens fitting status which was only possible with slit lamps.
- Motorized chin rest & Auto-cutting printer
- Motorized chin rest allows to set the height of the measuring point comfortably & quickly. Automatic paper cutting and one touch paper change functions are new advantages of CRK-9000.

20362 7350

HRK 9000A Auto Ref/Keratometer

Coburn Technologies



Increase total practice efficiency and enhance the total experience with Huvitz Auto Ref/ Keratometer HRK-9000, offering the world's first Contact Lens Fitting Guide with color camera. One of a kind, the HRK-9000 offers a Meibomian Gland Analysis function and Tear Film Break Up Time (TFBUT) measurement. Other features include Wireless Communication, full compatibility with all EMR Systems and Full Three Year Warranty.

Auto Ref/Keratometer Features

- TFBUT Measurement & Meibiography
- Contrast Sensitivity & Glare Test
- Wavefront Technology
- Touch & Tilting 7_ Color Display
- Wireless Communication
- Peripheral Keratometry Measurement
- IOL Mode
- Iris & Pupil Diameter Measurement
- Contact Lens Fitting Assistance Guide
- Efficient Contact Lens Prescription
- Micro Lens Array creates separated focal spots to provide valuable information about the patients' ocular systems
- More Accurate Data including KER and REF data
- Color View Mode: Full color CCD camera & white LED source in ref/keratometer enables you to see eyes & contact lens fitting status which was previously only possible with slit lamps
- Subjective VA Test
- Auto Tracking
- Adjustable TFT LCD w/ LED backlight display
- Network connectivity
- Auto Cutting Printer

Contact Coburn Technologies for current pricing.

AKR 550 Auto Kerato-Refractometer

Essilor Instruments



Outstanding refractive measurement with quick and simple operation

- High-accuracy measurement on even small pupils
- Guided alignment that automatically starts measurement when pupil is focused
- Pupil size measurement in scotopic and photopic light conditions
- Screen tilts and swivels for comfort when seated or standing
- Automatic data transfer to APH 550

Contact Essilor Instruments for current pricing.

AKR 750 Auto Kerato-Refractometer

Essilor Instruments



Fast, accurate and fully automatic : an ideal solution for delegating patient measurement

- One-touch button measuring process for both eyes
- Ultra-precise measurement, for even small diameter pupils
- Auto and manual measurement modes available
- Wide range of measures including peripheral keratometry with eccentricity
- Large 7.5_ tilting screen for easy operation
- Automatic data transfer to APH 550

Contact Essilor Instruments for current pricing.

APH 550 Automatic Phoropter

Essilor Instruments



High-end automatic phoropter for speed, precision and comfort in every refraction situation

- Highly-intuitive, easy-to-use touch screen control
- Customizable test sequences
- Easy data transfer from lensmeter to streamline exam
- Compare prescriptions in 2 clicks to speed final check
- Quiet and high speed rotation disk for optimal patient comfort

Contact Essilor Instruments for current pricing.

ARK-1s

Marco



The ARK-1s is an auto refractor and auto keratometer that can take both readings automatically and simultaneously on multiple pupil zones. The unit can check unaided/aided visual acuities, perform a subjective spherical refinement and glare testing. The ARK-1s has an electronic elevation, automatic alignment, high speed accurate measurements, low contrast testing, and accommodation. More functions are automatic pupil/corneal size measurements, calculation of near and distance PD. Patient with cataracts, IOLs and post LASIK can be measured more efficiently with SLD technology. Interfaces with Marco Digital Refractors.

Contact Marco for current pricing.

30 VEATCH
OPHTHALMIC
INSTRUMENTS

Service & Repair:

Clean, service & repair
your optometry
equipment



Because it's only a matter of time
until technology breaks down,
wears out, and needs servicing

**Extend Your
Equipment's Life**

Choose a professional for
the service of your equipment

- Factory trained techs
- Loaner program available
- 35+ Years experience
- Local & remote support

**Schedule any
needed service
today!**

**Don't Get
Left Behind**

**IT'S TIME TO
GO DIGITAL**

Contact Us Today

Veatch Ophthalmic Instruments

www.VOI2020.com

800.447.7511

Automatic Refractors

M3

Marco



Marco introduces 3 automated products in 1: autorefractor, keratometer, and non-contact tonometer. By combining automatic refraction, keratometry, and tonometry; the M3 allows you to save time while providing the accurate measurements you have come to trust from Marco. The M3 not only saves you valuable space, the 3-D auto-tracking (x, y, z) and auto-focusing provide unparalleled efficiency in your practice.

Contact Marco for current pricing.

OPD Scan III

Marco



Beyond the ability to gather an autorefractor, keratometry, pupillometry, corneal topography and wavefront aberrometry in ~10 seconds per eye, the OPD-Scan III adds over 20 diagnostic features never before in one combined workstation.

- Angle Kappa for multi-focal implants
- Retro illumination image displays cataracts, post-op toric IOL alignment, haptics, etc.....
- SA of Cornea for Aspheric IOL selection
- Average Pupil Power for post LASIK calculations (APP on ASCRS IOL calculator)

Choosing the right IOL for your patients based on their visual system leads to better outcomes.

Contact Marco for current pricing.

Palm AR/ARK

Marco



The Palm-AR is a hand-held automatic refractor and the Palm-ARK is a hand-held automatic refractor/keratometer. Both are portable, easy to align, automatically measure, fog, and have a chargeable battery. The Palm-AR and Palm-ARK integrate with Marco Refraction Systems. The readings are accurate and dependable and print using infrared communication.

Contact Marco for current pricing.

OCULUS PARK 1®

Oculus



The OCULUS PARK 1® is an all-in-one Auto Refractor, Keratometer and Pachymeter. The non-contact pachymetry measurements are based on the advanced Scheimpflug technology. The PARK 1® measures the HWTW, the pupil size and the pupil distance automatically. All these features, in addition to the stylish design and touch screen display make the OCULUS PARK1® the best value for the money and a guarantee for an optimized workflow. EMR ready.

Contact sales@oculususa.com for pricing.
*Prices, specifications and design are subject to change without notification.

RIGHTON RETINOMAX K-PLUS3

Hand-Held Autorefractor/
Keratometer

S4OPTIK



The RIGHTON Retinomax K-Plus3 is the World's Leading Handheld Refractor/Keratometer featuring a new lighter design, faster measurements and auto pupil measurements.

Contact S4OPTIK for current pricing.

RIGHTON RETINOMAX-3 Hand-Held

Autorefractor

S4OPTIK



The RIGHTON Retinomax Series 3 is the World's Gold Standard in Handheld Refractor featuring a new lighter design, faster measurements and auto pupil measurements. Pediatric, or offsite geriatric, even in supine measurements, Retinomax is the instrument you need.

Contact S4OPTIK for current pricing.

RIGHTON SPEEDY-K2 Autorefractor/
Keratometer

S4OPTIK



The RIGHTON Speedy-K2 autorefractor/keratometer is RIGHTON's next generation autorefractor that provides exceptionally accurate objective measurements quickly and consistently.

Contact S4OPTIK for current pricing.

KR-1 Auto Kerato-Refractometer

Topcon



The new Topcon KR-1 Auto Kerato-Refractometer features fully automated operation with an easy-to-use color touch screen, a 360 degree rotatable monitor, and a flexible layout and space saving design. The Rotary Prism measuring system ensures fast, accurate, and repeatable refraction and keratometry measurements. Contact Topcon Medical Systems for current pricing.

KR-1W Wavefront Analyzer

Topcon



The 5-in-1 KR-1W Wavefront Analyzer boasts the combined technologies of wavefront aberration, corneal topography and auto-refraction. The system features full auto-alignment, a large color touch screen, onboard evaluation software, wavefront image sequence and simulated visual acuity assessment. The KR-1W provides the eye care professional with all the required information on the human refractive system to perform optimal wavefront analysis.

Contact Topcon for current pricing.

KR-800 Auto Kerato-Refractometer

Topcon



The Topcon KR-800 Auto Kerato/Refractometer, which incorporates the very latest in design technology and ergonomics. The KR-800 features a bright, new 8.5 inch color touchscreen panel to control the main functions and an improved joystick operation due to a 23% reduction in weight from the previous model. Topcon systems have been renowned for their accuracy due to the proven Rotary Prism Technology. The KR-800 features this technology as well, so you can take confidence that accurate and stable keratometric and refractive measurements will be the norm.

Contact Topcon for current pricing.

KR-800PA

Topcon



The new KR-800PA is an enhanced Auto Kerato-Refractometer with Corneal Mapping. In addition to the corneal mapping function, it features Topcon's Rotary Prism Technology for unparalleled accuracy, easy operation with

3D auto alignment, a compact design, and a wide touchscreen control monitor with simple and intuitive data display.

Contact Topcon for current pricing.

KR-800S Auto Refractor w/
Subjective Testing

Topcon



The new 6-in-1 KR-800S Auto Kerato-Refractometer incorporates Topcon's Rotary Prism technology for unparalleled accuracy and consistent measurements. It features several new tests, including a visual acuity (VA) check for near and far distance, contrast sensitivity testing, grid testing and glare testing, allowing you to confirm objective and subjective VA under glare conditions before cataract surgery. The compact and user-friendly design provides quick and accurate readings with minimal training required.

Contact Topcon for current pricing.

RM-800 Auto Refractometer

Topcon



The Topcon RM-800 Auto Refractometer incorporates the very latest design technology and ergonomics. The RM-800 features a bright, new 8.5 inch color touchscreen panel to control the functions and an improved joystick operation due to a 23% reduction in weight from the previous models. Topcon systems have been renowned for their accuracy due to the proven Rotary Prism Technology. The RM-800 features this technology as well, so you can take confidence that accurate and stable refractive measurements will be the norm.

Contact Topcon for current pricing.

Ezer - Auto Refractor Keratometer -

ERK-5400

U.S. Ophthalmic



Ezer ERK-5400 is a high quality Autorefractor Keratometer that provides precise and consistent measurements quickly and efficiently.

Featuring European design and several specialty features, Ezer's ERK-5400 is an excellent addition to eye care any practice looking to add great value to their practice. The ERK-5400 will provide auto refraction and keratometry, measures corneal and pupil diameter, retro illumination for detecting lenticular opacities, and with an adapter, measure contact lens base curves. Alignment is easy through the 7-Inch Color LCD. And for even greater efficiency, the ERK-5400 can be integrated with EZER's Digital Refraction system to streamline the refraction process while providing a comfortable and ergonomic working environment for the doctor.

Call now to learn more about improving your operational and diagnostic practice efficiency.

20412 6,490.00

Automatic Refractors

Ezer – Auto Refractor Keratometer – ERK-9000

U.S. Ophthalmic



Ezer ERK-9000 Autorefractor Keratometer is easy to use, quick to operate, and provides great value when compared to other manufacturers products.

With the use of our BlueTooth interface, enjoy the flexibility of remote connectivity with the entire Ezer Digital Practice line. Ezer digital refraction systems make it possible to perform a full digital vision exam, from pretest to a full and comprehensive subjective refraction. The ERK-9000 offers your staff the opportunity to gather an auto-refraction, keratometry, and pupil distances in one step, enhancing workflow efficiency, while providing precise refractive measurements for starting and ending point subjective verification. In addition to the many functions you'd expect from a much higher priced Autorefractor / Keratometer, the ERK-9000 features auto or manual capture capabilities. Best of all, the ERK-9000 is backed by an industry-leading two-year warranty.

20423 8,990.00

Ezer – Digital Refractor – EDR-9000

U.S. Ophthalmic



The Ezer EDR-9000 Digital Refractor features a high-resolution touch-screen LCD providing eye care providers functionality, convenience, and comfortable. The recently re-engineered Ezer EDR-9000 offers many advanced features in one attractive package. It's designed to network with a complete digital practice platform.

The full range of advanced vision tests and charts provided is impressive. Your practice will benefit from improved exam efficiency using the capabilities to link charts and instrument functionality to measurements and patient record documentation – all at the push of a button. Impress your patients with the speed and efficiency of the exam process. They'll be confident that they are getting the best exam possible.

The Ezer EDR 9000 is a quality built instrument, delivering full digital integration, in a quiet elegant package. This is refraction system that delivers reliability and value. When you compare, you will be impressed.

20411 13,500.00

MAR-3 Auto-Refractor

USAscopes



Vertex distance(VD): 0mm, 12.00mm, 13.75mm, Spherical surface: -20D ~ + 20D (VD is 12mm), Cylinder(CYL): -8D ~ +8D, Axis: 0-180 degrees in 1 degree steps, Display: 5" CRT Monitor, Pupil distance(PD):45-85mm, 1mm steps, Measurable minimum of pupil: 2.2mm, Data records: three times records per eye, Built-in printer: thermo-sensitive linearity printer, Power supply: 100-120v / 200 ~ 240v, 50/60 Hz, Dimension: 485 (L) x 285 (W) x 440 (H) mm and Weight: Approximately 20kg (\$\$1b)

Contact USAscopes for current pricing. Missionary or Expedition Discount available, please ask for details.

PDR-7000 Digital Refractor

Veatch



The Potec PDR-7000 Digital Refractor has been redesigned to be smaller and slimmer. The logical tactical buttons in combination with the touch screen makes the PDR-7000 easy to use. Increase your efficiency with features like dual cross cyl, programmable exam sequences and wireless interface with pre-test equipment.

- Ergonomic Design - Wide 40 Degree View
- Forehead sensor
- Left/Right Independent PD Adjustment
- Dual Cross Cyl
- Tilting/Swivel Monitor, Closes for Protection
- 10.4" Color touch Screen
- Programmable Exam Sequences
- Wireless Integration
- USB Upgrades

Contact Veatch for current pricing.

Potec PRK-8000

Veatch



The new Potec PRK-8000 features auto eye tracking and motorized chinrest for easy alignment of the patient and user-friendly operation. Data can be viewed and settings easily adjusted on the 7" touch screen display with tilt and swivel. Results are immediate and highly accurate. This unit provides an extensive dioptric measurement range [-300 to +250]. Additional features include retro illumination, auto firing and several testing modes such as Keratometry and Refractometry, contact lens base curve measurement, IOL and Peripheral Keratometry. You may capture and review up to ten images of each eye, shown side by side on the results screen. A user can select between two colors for the user interface. The PRK8000 also features a printer as well as the ability to transfer pretest data to the Potec Refraction System.

Contact Veatch for current pricing.

Veatch Digital Refraction Suite

Veatch



The new Veatch Digital Refraction Suite has been engineered from the ground up to incorporate the full complement of electric equipment available from Veatch Ophthalmic Instruments. This ergonomically designed system includes the PDR-7000 Digital Refractor, PLC-8000 Visual Acuity, PRK-8000 Auto Ref/Ker, and PLM-8000 Lensmeter. All instruments communicate with each other to automatically transfer data to the digital refractor for the ultimate state-of-the-art examination system. The entire system can connect with practice management systems for the complete paperless office solution.

Contact Veatch for current pricing.

Refraction Systems

VX55 Digital Refraction System

Luneau Technology USA



The VX55 makes refraction quicker and easier via an intuitive interface designed for those with manual phoropter experience to make the learning curve as easy as possible.

Contact Luneau Technology USA for current pricing.

EPIC Refraction Workstation

Marco



Space is the ultimate concern for achieving the full productivity potential of your office. The new EPIC creates a true 20-foot exam lane in fewer than 30 square feet. Two EPIC systems fit into a single lane space, doubling the exam capabilities. The EPIC incorporates Marco auto refractor/keratometer or OPD III, auto chart projector with glare testing, auto lensmeter, and the electronically operated digital refractor.

Contact Marco for current pricing.

TRS (5100)-Digital Refractor

Marco



An electronically operated refractor independently controlled by a keyboard panel. Fingertip lens selections are simple and fast and can be performed in a sitting or standing position. The full benefits are realized when the system is completely interfaced with a

**The Future Is now
The Ophthalmic
Industry Is Going
Digital & for Good
Reason.**

1. Greater Efficiency & Accuracy.
2. Large Return on Investment.
3. Increased Capabilities, Integration & Connectivity.

Focus On The Patient, Not Repetitive Data Entries

- Dual cross cylinder
- Programmable sequences
- Wireless interface with pre-test equipment.

**Don't Get
Left Behind**

**IT'S TIME TO
GO DIGITAL**

Contact Us Today

Veatch Ophthalmic Instruments

www.VOI2020.com
800.447.7511

Marco Automatic refractor/keratometer, Automatic Lensmeter, and CP-770 Automatic Chart Projector. A unique sequence of operations begins with the automatic lensmeter and automatic refractor/keratometer measurement. After completion, the data can be automatically transferred to the TRS digital refractor and simultaneously signals the CP-770 automated chart projector to display the appropriate viewing chart. Refining the refractive results then becomes a relaxed process by using the TRS control panel. Split prism makes a cylinder power and axis testing much faster and easier than the Jackson cross-cylinder testing for both the refractionist and patient (available on the TRS 5100 only).

Contact Marco for current pricing.

TRS Refraction System

Marco



An electronically operated refractor independently controlled by a keyboard panel. Fingertip lens selections are simple and fast, and can be performed in a sitting or standing position. The full benefits are realized when the system is completely interfaced with a Marco Automatic Refractor, Automatic Lensmeter, and CP-770 Automatic Chart Projector. A unique sequence of operations begins with the automatic refractor measurement. After completion, the data can be transferred to the TRS, which is automatically loaded into the refractor and simultaneously signals the CP-770 automated chart projector to display the appropriate viewing chart. Refining the refractive results then becomes a relaxed process by using the TRS instrument control panel. User can also "pre-program" system to automatically follow a certain sequence of lens and chart selections or perform random selections. Other features include an auto cross cylinder system.

Contact Marco for current pricing.

TRS-3100 Digital Refractor

Marco



An electronically operated refractor independently controlled by a keyboard panel. Fingertip lens selections are simple and fast and can be performed in a sitting or standing position. The full benefits are realized when the system is completely interfaced with a Marco Automatic refractor/keratometer, Automatic Lensmeter, and CP-770 Automatic Chart Projector. A unique sequence of operations begins with the automatic lensmeter and automatic refractor/keratometer measurement. After completion, the data can be automatically transferred to the TRS digital refractor and simultaneously signals the CP-770 automated chart projector to display the appropriate viewing chart. Refining the refractive results then becomes a relaxed process by using the TRS control panel.

Contact Marco for current pricing.

Illuminated Rx Master Phoroptor®

Refracting Instrument

Reichert



Acknowledged worldwide as the finest available, the Reichert Ultramatic Rx Master Phoroptor continues to be the industry standard for over 90 years. And now, Reichert is proud to introduce the new Illuminated Rx Master Phoroptor with lighted spheres, cylinder power and cylinder axis scales, provided by cool running and energy efficient LEDs (Light Emitting Diodes). Best of all, they are maintenance-free so you'll never need to change a bulb. The Reichert Rx Ultramatic Phoroptor is the only refracting instrument on the market that carries a limited lifetime warranty.

Please visit www.reichert.com to request a quote.

17270

11636. \$Ultramatic RX Master Illuminated Phoroptor

Phoroptor VRx

Reichert



Accelerate the exam process with accuracy and efficiency. Phoroptor VRx sets new standards in digital refraction with the thinnest, most compact design available, incredibly fast lens exchange, motorized prisms, split cylinder lenses, and ultra-quiet operation. Phoroptor VRx offers an outstanding user experience. The touchscreen display and ergonomic keypad features a multi-function control knob with unmatched feel and versatility. The intuitive interface has all the pre-programmed and programmable tests you'll need for exceptional user experience. Phoroptor VRx connects to EMR system as well as numerous models of pre-test and acuity devices from both Reichert and non-Reichert brands.

Contact Reichert for current pricing.

CV-5000S Automated Vision Tester

Topcon



The new CV-5000S Automated Vision Tester from Topcon features a 50% reduction in size as well as a high speed lens chamber, making refractions fast, easy and comfortable. The redesigned KB-50S controller allows you to control the refraction process, demonstrate the benefit of a variety of lenses to your patients and educate them on their vision using a high resolution touch screen color LCD. The CV-5000S can be connected to Topcon's EXAM-5000, a complete state-of-the-art ergonomic refraction system. It is also compatible with today's electronic medical record systems (EMR's) for a true paperless solution. 12.9" (W) x 10.3" (H) x 4.5" (D). 8.8 lbs.

Contact Topcon for current pricing.

EXAM-5000 Refraction System

Topcon



This space-efficient lane allows for computer-integrated exams in a 6 x 7 footprint. Its customized refraction programs and onscreen technician scripts ensure fast, accurate refractions every time. The EXAM-5000 includes everything needed to conduct a comprehensive exam: Computerized Vision Tester (CV-5000S), Auto Lensmeter, Auto Chart Projector and your choice of Auto Refractor. Control of all such equipment is from one seated position via the KB-505 One-Dial Controller. The small optical head of the CV-5000S enhances patient comfort and communication. Computer-integration transfers Auto Refractor and Auto Lensmeter values directly into the CV (refractionist then fine-tunes the results). The system is wheelchair accessible and EMR ready. Never before has a refraction system offered so much in so little space.

Contact Topcon for current pricing.

LT-07 Portable Phoroptor Stand

USAscopes



The LT-7 ultralite, aluminum portable stand & spring arm weigh only 9 lbs., regular tripod length is 40" but can be shortened to 29" in length when removing the leg extensions, which allows for easy packing, fits in most suite cases along with your clothes.

18438

Price does not include phoroptor or case 875.00
Missionary or Expedition Discount available, please ask for details.

Morrell Phoroptor Spring Arm

USAscopes



The Morrell Spring Arms have been tested under rigorous conditions by military and civilian doctors in deployment and expedition type use. Rotates 360 degrees, adjustable spring tension allows for 17" vertical movement, accommodates phoroptor for adults or children. The brake knob can be used to lock the arm in any position. This phoroptor arm can be mounted on Tripods, Table Clamps and Wall Mounts. Ideal for satellite offices, medical mobile vehicles, and missionary expeditions, or we can help custom fit for your projects. Total weight: 6 lbs.

18585

Price does not include phoroptor or case)
Contact USAscopes for current pricing.

TT-01 Table Top Portable Phoroptor

Stand
USAscopes



The Morrell TT-01 Table Top Phoroptor Stand weighs 12 pounds complete with its spring arm. This sturdy stand will support a phoroptor or another instrument, weighing 20 lbs. or less, on its counterbalanced spring arm without additional counter weight. Assembles in less than 5 minutes, the spring arm has a vertical travel range of 17", so you can easily place your phoroptor at any height needed for children or adults. This stand can be placed on any flat, level surfaces such as desks, tables, counters, etc. If traveling by air, you can pack your Table Top Stand and phoroptor in one of our cases with foam cutouts. If you are very limited in the number of luggage pieces, this stand is ideal as it breaks down so compactly that you can include it in your suitcase between your clothes.

18584

(Price does not include phoroptor or case) 745.00
Contact USAscopes for current pricing.

Missionary or Expedition Discount available, please ask for details.

PDR-7000 Digital Refractor

Veatch



The Potec PDR-7000 Digital Refractor has been redesigned to be smaller and slimmer. The logical tactical buttons in combination with the touch screen makes the PDR-7000 easy to use. Increase your efficiency with features like dual cross cyl, programmable exam sequences and wireless interface with pre-test equipment.

- Ergonomic Design - Wide 40 Degree View
- Forehead sensor
- Left/Right Independent PD Adjustment
- Dual Cross Cyl
- Tilting/Swivel Monitor, Closes for Protection
- 10.4" Color touch Screen
- Programmable Exam Sequences
- Wireless Integration
- USB Upgrades

Contact Veatch for current pricing.

Veatch Digital Refraction Suite

Veatch



The new Veatch Digital Refraction Suite has been engineered from the ground up to incorporate the full complement of electric equipment available from Veatch Ophthalmic Instruments. This ergonomically designed system includes the PDR-7000 Digital Refractor, PLC-8000 Visual Acuity, PRK-8000 Auto Ref/Ker, and PLM-8000 Lensmeter. All

instruments communicate with each other to automatically transfer data to the digital refractor for the ultimate state-of-the-art examination system. The entire system can connect with practice management systems for the complete paperless office solution.

Contact Veatch for current pricing.

Veatch Economy Lane Package

Veatch



The Veatch Economy Lane Package includes the basic equipment needed to outfit your examination lane. We have combined the best quality equipment at the best possible price. The package includes a combo exam chair & stand, manual refractor, slit lamp and visual acuity software*.

20105 12,995.00

*Computer required, not included.

Refractors

New Belrose Refractor Model 2011M (Minus Cylinder) or 2011P (Plus Cylinder), color black

Belrose



The Belrose 2010 Refractor provides exceptional quality and value, featuring quick, easy and accurate refractions. Notable features include synchronized cross cylinders, an extended measurement range, and multi-coated lenses. * Quick, easy and accurate refractions * Precision engineering for superior performance * Fully additive coated lenses insure maximum visual clarity and minimum reflection and glare * Wide testing range. Including one year warranty.

19850 2,495.00

CDR 7000 Digital Refractor

Coburn Technologies



The Huvitz Digital Refractor CDR-7000 provides precise and variable data adopting highly advanced digital technologies. Ensures correct visual acuity tests and also allows the user to perform the sophisticated tests such as the binocular visual functional tests, presbyopia tests and more.

Fulfill more precise exam with various vision tests including 18 visual acuity test charts, 26 vision test charts, and up to 35 user defined unit test charts to support the most advanced eye test process. The Huvitz CDR-700 provides user-friendly touch screen interface, jog dial and tact switches provide perfect control on various operations.

wFeatures include:

- Dual cross cylinder lens

- Vertex distance check and cornea illumination

- Easy and flexible PD control

- Operational panel and built-in high-speed printer

- Intuitive & user-friendly graphic interface

- Network connectivity

Contact Coburn Technologies for current pricing.

Digital Refractor CDR-9000

Coburn Technologies



The OZMA CDR-9000 Digital Refractor offers more precise basic and sophisticated exams with a variety of vision tests. Its luxurious design and

intuitive graphic interface meets the highest requirement of aesthetic and functional comfort. Take advantage of this high quality product at an

affordable price.

Features:

- Powerful Cross Cylinder Lens: Offers fast and convenient examinations. Automatic occluding function accommodates the patient's eye while the lens is rotating over 45° or test mode is changing.

- Test Process Programming: A maximum of 10 customized test process can be programmed and saved with the detailed setting of unit test charts conversion, auxiliary lens inserting fogging, chart masking, etc.

- Real Time Guide: Guides displayed on screen provide faster and easier refraction.

- Results Displayed in Tables & Graphics: Results are now faster and easier to understand.

- Various Image Clips: Color blindness test, Amsler's Grid & many other kinds of vision charts are provided. Image clips, such as progressive lens guide and diagrams of an eye & refraction offer easier methods of explaining results to patients.

20359 8390

HDR 7000 Digital Refractor

Coburn Technologies



The Huvitz HDR-7000 Digital Refractor features a slim design with wide viewing angle makes possible to approach more precision. Features fast and silent lens loading with dual cross cylinder lens, automatic occlusion and automatic convergence.

The Huvitz HDR-7000 allows you to fulfill more precise exam with various vision tests including 18 visual acuity test charts, 26 vision test charts, and up to 35 user defined unit test charts to support the most advanced eye test process. User-friendly touch screen interface, jog dial and tact switches provide perfect control on various operations and the detachable design of the frequently contaminated parts (Forehead Rests, Face Shields, and Lens Windows) helps easier and faster cleanup.

Features include:

- Dual cross cylinder lens
- Automatic occlusion and convergence

- LED near sight illumination and detachable near chart rod

- Monocular PD adjustment

- Detachable frequently contaminated parts for faster cleanup

- Faster lens loading helps to minimize interference and eye fatigue

- Silent operation for more comfort during the exam process

- Operational panel and built-in high-speed printer

- Intuitive & user-friendly graphic interface

- Network connectivity

Contact Coburn Technologies for current pricing.

HDR 9000 Digital Refractor

Coburn Technologies



Increase total practice efficiency and enhance the total experience with Huvitz Digital Refractor HDR-9000, offering advanced features such as Wi-Fi Wireless Communication. Equipped with a 21 Point Exam Package, the HDR-9000 removes difficulty by displaying results for easy reading for examiners and patients.

Digital Refractor Features

- Wi-Fi Wireless communication

- 21 Point exam removes complex knowledge or experience and now everyone can perform refraction easily

- Tiltable body from 0° to 45°

- LCD Chart Compatibility (Linear & circular polarization)

- Fast & silent lens loading

- Simmer design for minimum mechanical interference and easy monitoring

- Dual cross cylinder lens as well as Jackson cross cylinder lens supports highly accurate exams over astigmatism axis & visual acuity

- Monocular height adjustment within +/- 3mm
- Various charts and vision therapy-related contents

- Real time guide

- Easy explanatory images

- Tablet PC Control (optional)

- Tilting & swiveling display

- Built in printer

Contact Coburn Technologies for current pricing.

Illuminated RT-700 Refractor

Marco



With a perfect blend of style, function, and LED illumination control, Marco has taken a dramatic leap into a new refractor design, incorporating all of the classic elements and features that primary eye-care practitioners demand from a high-quality, traditional refractor. The NEW Marco RT-700 is a distinctive, industry-recognized design combining certified Marco quality with a proven internal LED illumination system. Standard features on the RT-700 include infinitely adjustable illumination controls for sphere, cylinder, and axis



Exam Lane Packages

Opening a new practice?
Looking to upgrade
your equipment?



Veatch exam lanes are an investment in your patients, your equipment & your business.

Bundled Packages: Save Time & Money

- Visual acuity system
- Manual or Digital Refractor
- Exam chair & stand

The Quality Tools You Need At A Price You Can Afford

Don't Get Left Behind

IT'S TIME TO GO DIGITAL

Contact Us Today

Veatch Ophthalmic Instruments

www.VOI2020.com

800.447.7511

measurements, white prism, accessory, and cross-cylinder scales that provide easier recognition in dim lighting conditions, functional "wing-grip" design that provides easier maneuverability of refractor head, and a standard 5-year manufacturers' warranty.

Contact Marco for current pricing.

Ultramatic Rx Master™ Phoropter®

Refracting Instrument

Reichert



The first and best refracting instrument continues to be the industry standard for more than 90 years, offering world-renowned mechanical quality and craftsmanship.

Every Phoropter has an unmistakable feel of quality. The smooth rotation of the dials, the virtual absence of play in the mechanisms, and the precise, solid click of the control knobs are constant reminders that you're using the world's finest refracting instrument. The Reichert Rx Ultramatic Phoropter is the only refracting instrument on the market that carries a limited lifetime warranty.

Please visit www.reichert.com to request a quote.

17121

11625, 11635 \$Ultramatic Rx Master Phoropter

RIGHTON REMOTE VISION II

Computerized Refractor

S4OPTIK



RIGHTON's REMOTE VISION II picks up from its predecessor with comprehensive refraction capabilities with a corded or wireless console. The RV-II can now be used with S4OPTIK's VA-1 acuity system for expedited refractions.

Contact S4OPTIK for current pricing.

S4OPTIK SL-Y100 Refractor

S4OPTIK



S4OPTIK SL-Y100 REFRACTOR features synchronized cross cylinders, fully coated lenses, a full refraction range from -19.00D to +16.75D in sphere and to plus or minus cylinder up to 8.00D (with accessory lens), and a full complement of auxiliary lenses. It's comfortable and easy operation will allow fast and easy refractions.

Contact S4OPTIK for current pricing.

VT-10 Vision Tester

Topcon



A precision-crafted refracting instrument designed to provide years of reliable service. In addition to its many standard features, it incorporates superior optical coatings on all lens surfaces to reduce glare and obtain unmatched brightness, built-in Red and Green lenses for duo-chrome testing and rear cover glasses to reduce dirt on the internal components. In addition, it is available in both Light Grey and Black finishes and in both (-) and (+) cylinder formats. 335mm (at 64mm PD setting) x 97mm x 294mm. 4.5kg.

Contact Topcon for current pricing.

Ezer – Digital Refractor – EDR-9000

U.S. Ophthalmic



The Ezer EDR-9000 Digital Refractor features a high-resolution touch-screen LCD providing eye care providers functionality, convenience, and comfort. The recently re-engineered Ezer EDR-9000 offers many advanced features in one attractive package. It's designed to network with a complete digital practice platform.

The full range of advanced vision tests and charts provided is impressive. Your practice will benefit from improved exam efficiency using the capabilities to link charts and instrument functionality to measurements and patient record documentation – all at the push of a button. Impress your patients with the speed and efficiency of the exam process. They'll be confident that they are getting the best exam possible.

The Ezer EDR 9000 is a quality built instrument, delivering full digital integration, in a quiet elegant package. This is a refraction system that delivers reliability and value. When you compare, you will be impressed.

20457 13,500.00

Ezer – Manual Refractor – ERF-5200

U.S. Ophthalmic



The Ezer ERF-5200 Manual Refractor Phoropter delivers precise refractive error measurements due to its superb optical system.

With Ezer's ERF-5200 Manual Refractor, you can efficiently and confidentially perform all of the functions necessary in a manual refraction. Featuring an attractive design and incredibly wide range of powers, the ERF-5200 allows you to precisely refract and perform vision testing on virtually any patient. An even greater testing range is made possible with the use of auxiliary lenses. An easy-to-use convergence system that allows you to switch between distance and near with one simple flip of a lever is just one of many

examples of how smartly designed the ERF-5200 is. The unit can even be customized with a wide range of auxiliary lens options—all of which are coated in high-grade plated film, eliminating any glare or ghost images. You truly can't go wrong with the ERF-5200.

20408 2,490.00

CS-15

USAscopes



Table Clamp Phoropter Stand on Electric Instrument Table

CS-15 Stand: Manual Spring Positioning, Finger tip positioning, 17" vertical travel

Set up in 3 minutes or less

Weights 9 lbs.

Extremely sturdy, light weight, completely portable, Clamps vertically or horizontally

Heavy duty double locks prevent pivoting & hold phoropter securely in place

MET-3 Electric Instrument Table for:

Portable phoropter stand, Auto Refractors, Table top Slit Lams, etc.

20136

CS-15 595.00

CS-15 595.00

20137

MET-3 595.00

MET-3 595.00

Eye-Pak Complete Emergency Eye Exam Kit

USAscopes



Emergency or Missionary Eye Exams. Complete refracting set up in one or two heavy duty, water proof cases. Customize your Eye-Pak with a phoropter, hand-held slit lamp, portable phoropter stand with spring arm, Snellen charts, lensmeter, occluder, retinoscope, ophthalmoscope, etc. Heavy Duty Cases: water proof, dust proof, retractable handle and casters, Ideal for missionary events, military kits for deployment, nursing homes, satellite offices, schools, health fairs, prisons, etc.

Missionary or Expedition Discount available, please ask for details.

MVT-3 Refractor

USAscopes



1. Sphere power range: +16.75 to -19.00 diopters; Step: 0.25 diopters. 2. Cylinder power range: 0.00 to -6.00 diopters (0.00 to -8.00 diopters with additional lens of 2.00 diopters); Step: 0.25 diopters. 3. Cylinder axis: 0 to 180°, 5° as a step. 4. Cross cylinder: ±25 diopters. 5. Rotary prisms: 0 to 20°, 1° as a step. 6. Auxiliary lens dial: (O) - Open aperture (two positions); (R) - Retinoscope lens +1.5D; (P) -

Polarizing lens 45° -left eye, 135° -right eye; (WVW) or (RMV)- Maddox rod. Vertical, white-left eye, red-right eye; (WMH) or (RMH)- Maddox rod, horizontal, white-left eye, red-right eye; (RL)-Red lens:(+12)-+0.12D sphere; (PH)-Pin hole:(±.50)- ±0.50 mixed cross cylinder; (OC)-Occluder, 7. PD adjustment: 48-75mm, 1mm as a step. 8. Standard accessory lens: Two -1.2D and -2.00 cylinder lenses, two plane lenses for sealing front opening. 9. Standard accessories: 1 near point card with holder and reading rod, dust cover, face shield, accessory case for lenses, 10. Dimensions: 318x293x96(mm), 11. Net weight: Approx 4.5kg Size: Black or White (Plus & Minus Cylinder now available)

Contact USAscopes for current pricing.

Missionary or Expedition Discount available, please ask for details.

Phoropter Case

USAscopes



Heavy duty, water, and dust proof.

20099 345.00

Phoropter Wall Mount

USAscopes




Phoropter Wall Mount with spring arm.

20101 745.00

Phoropter Wall Mount 12" Extension

USAscopes



12" Extension for Phoropter Wall Mount with spring arm.

20100 125.00

Portable Motorized Phoropter Stand

USAscopes



This stand has been made for optometrist and ophthalmologist who would like a motorized refraction stand for small rooms, ideal for satellite offices. This new stand will fit nicely in most small offices and offer a more professional look, than when using some of the other Morrell portable phoropter stands such as the tripods, table top or table clamp stands, which work very well on missionary trips or in remote areas. Choose the lighter weight stand if you will be moving it regularly and need portability or the heavier unit to leave at one location. Both come with locking casters to move from room to room. Optional heavy duty carrying cases available.

Contact USAscopes for current pricing.

Refractors

Portable Table Clamp Stand with Case

USAscopes



C-109 Case, holds a CS-15 Table Clamp, Spring Arm, and a Phoroceptor. 4 colors Orange, Yellow, Black, and Grey, this case is heavy duty, water proof, & dust proof.

Missionary or Expedition Discount available, please ask for details.

Travel Kits for Eye Expedition

USAscopes



KITS FOR ALL EYE EXPEDITIONS: Traveling? Don't Forget? USAscopes can supply kits for eye expeditions, large or small events. Many items to choose from: Dispensary Tool Kits, Rubber Gloves, Eye Drops, Flash Lights, Pen Lights, Occluder, Mosquito Net, Dramamine, Mosquito Spray, Eye Charts, Laser Pointer, First Aid Kits for Individual or Groups (up to 200), Sleeping Bags and many more items to make your travel a great success including portable stands and refracting instruments.

Contact USAscopes for current pricing.

Missionary or Expedition Discount available, please ask for details.

PDR-7000 Digital Refractor

Veatch



The Potec PDR-7000 Digital Refractor has been redesigned to be smaller and slimmer. The logical tactical buttons in combination with the touch screen makes the PDR-7000 easy to use. Increase your efficiency with features like dual cross cyl, programmable exam sequences and wireless interface with pre-test equipment.

- Ergonomic Design - Wide 40 Degree View
- Forehead sensor
- Left/Right Independent PD Adjustment
- Dual Cross Cyl
- Tilting/Swivel Monitor, Closes for Protection
- 10.4" Color touch Screen
- Programable Exam Sequences
- Wireless Integration
- USB Upgrades

Contact Veatch for current pricing.

Veatch Digital Refraction Suite

Veatch




The new Veatch Digital Refraction Suite has been engineered from the ground up to incorporate the full complement of electric equipment available from Veatch Ophthalmic Instruments. This ergonomically designed system includes the PDR-7000 Digital Refractor, PLC-8000 Visual Acuity, PRK-8000 Auto Ref/Ker, and PLM-8000 Lensmeter. All instruments communicate with each other to automatically transfer data to the digital refractor for the ultimate state-of-the-art examination system. The entire system can connect with practice management systems for the complete paperless office solution.

Contact Veatch for current pricing.



Imaging Solutions:

Serve Your Patients Further



ReSeeVit: The latest technology, Built specifically for ophthalmic professionals

Leaders of Our Industry

Choose from our suite of imaging solutions, including:

- Anterior segment imaging
- Endothelium cell imaging
- Corneal topography
- Retinal imaging

Imaging Solutions: Providing For Your Patients.

Don't Get Left Behind

IT'S TIME TO GO DIGITAL

Contact Us Today

Veatch Ophthalmic Instruments

www.VOI2020.com

800.447.7511

Color Tests

Farnsworth D15 Dichotomous Color Test

Amcon




The Farnsworth D15 test is used to separate Medium and Strong color defect vs Normal (Tests Red/Green and Blue/Yellow). The test comes in a plexiglass box which permits the patient to select the sequence of chips. Then the box is closed and the selections can be read through the bottom for easy scoring. The Farnsworth D15 provides basic color testing for color sensitive industrial and military applications.

SC-8565\$229.00/ea

Ishihara Test Chart Book

Amcon



A simple, accurate method for discovering congenital color blindness of two types: total color blindness and red-green blindness, each in two forms, complete and incomplete. Includes four special plates for tests to determine the kind and degree of defect in color vision. Color plates encased in specially designed book for ease of handling. Detailed instructions included. Book contains hidden numbers and winding lines.

SC-8539

14 plate\$132.00

SC-8570

24 plate\$185.00

Belrose Color Panel Test

Belrose




Farnsworth dichotomous D-15 color test is used to reveal color blindness and to differentiate between subjects slightly affected by dyschromatopsia (abnormal trichromatics) and those more severely affected (dichromatics). Complete with wooden case. More extensive tests also available.

Introductory Offer\$189.00

Ishihara Color Test Book by Belrose

Belrose



A 14 page color test book to assess Red, Green and other color deficiencies. Includes instructions and sample score sheet. . . \$95.00

Ishihara Color Test by Belrose

Belrose




A 24 page color test book to assess Red, Green and other color deficiencies. Includes instructions and sample score sheet. . \$125.00

ColorDx Expanded Color Vision

Diagnostics (Software)

Konan Medical USA, Inc.



The ColorDx app has been validated by, and is routinely used at the Naval Aerospace Medical Institute in Pensacola, FL (NAMI) to evaluate Navy, Air Force, Coast Guard, Marine, and Army applicants and aviators.

ColorDx is self-administering, self-scoring and uses an adaptive test strategy in which the screening portion is truncated once a number of mis-identified plates are scored. The test immediately moves to score the type and severity of the deficiency.

At the conclusion of the test, a comprehensive report is generated for to be either sent to the EMR/HER system or to the printer for the patient / patient chart. A QR code is included for the patient to get additional information on color vision deficiencies.

ColorDx is available for Android, iPad, Windows and Mac.

See what you've been missing™

Surface 3 v5.0 Tablet and App:

New in ColorDx v5.0

Tritan only test • dramatically reduces test time when only assessing acquired color vision deficiencies

Improved patient database

Improved binocular test workflow

Made for Microsoft® Surface 3 Tablet (Windows 10)

App Only\$795.00

Surface 3 v5.0 Tablet and App\$1995

ColorDx Pediatric 15 | CVTME PIP

Konan Medical USA, Inc.



Pseudo Isochromatic Plates, or "PIP" tests, have been the backbone of color vision testing since Dr. Ishihara's breakthrough products in the early 20th century. More than a decade ago, Dr. Terrace Waggoner developed his enhanced PIP strategy using six confusion colors.

The first application for the Waggoner strategy was a pediatric test "Color Vision Testing Made Easy" or "CVTME". Considered the gold standard for pediatric assessment of color-blindness, CVTME is used in over 40 countries and has validated also for illiterates at the US Special Olympics.

This test is used in a broad range of settings: pediatrics, eye physicians, school nurses, and many other disciplines of health care, in any language, world-wide. This easy to administer test features both hidden and non-hidden shapes that allow for successful answers while carefully discovering un-visualized targets. Brilliantly simple to take, easy to score and just plain fun for children. CVTME is now available as the Pediatric 15 of the ColorDx family of color vision testing products and includes on-line forms, scoring and training materials.

See what you've been missing™ . . . \$110.00

ColorDx Standard 24 + Blind Spot

Amsler

Konan Medical USA, Inc.



Following the successful CVTME, Dr. Waggoner expanded the testing strategy for adults with the PIP-24 booklet. This Standard Level Test is one of only two tests validated and required for Naval Aviators for color vision deficiency screening and is used globally in medicine.

The FAA has accepted this test to be used by aviation medical examiners for pilots' annual physicals, which require color vision testing. Utilizing the Waggoner six-confusion color strategy, the Standard Level has been independently validated by academic institutions and military services for their demanding needs.

See what you've been missing™ . . . \$195.00

Fixators

CPWC 05-900 Projection/Fixation

Testing Center

COW Industries



Control projection/fixation testing center from desk console. Featuring total automatic control of Worth Four Dot, muscle light, converging fixation, and pediatric fixation devices from your patient's side. Includes angled projection screen, two viewing mirrors, and one projection mirror. Children are naturally drawn to our animated and lighted barking dog. . . . \$825.00

RAWC 08-000 Screentest II

COW Industries



For fixation, 4 Dot test, muscle light, and pediatric fixation. A high-resolution screen is combined with a flashing fixation device, a toy dog pediatric fixation toy, a muscle light and the Worth 4 Dot test. The Screen Test II combines five functions in a handsome cabinet and can be self-contained or powered from the COW Refraction Desk II. 29" x 18" x 7-1/4", 10lb, 110V AC less than 1 amp. . . . \$551.00

RAWC 09-000 Fixation Toy Dog

House

COW Industries



Fixation device for children. Dog with house in a wide range of mica colors. 9" x 8" x 14-1/2". 12lb. Plug into wall outlet or COW refraction console. . . . \$184.00

Motility & Binocular Function Tests

OPTEC PLUS PG Digital Vision Screener Stereo Optical



The Stereo Optical OPTEC PLUS PG all-in-one digital vision screener enables quick, thorough and repeatable results in the pre-test room, saving valuable time in the exam lane.

Features include a user-friendly interface, an expanded software library of tests with limitless customization including protocols, auto-mode, and randomization.

In addition to all features associated with the base OPTEC PLUS model, this model includes testing under the glare condition and the glare recovery test.

Testing distances: near, far and intermediate; monocular and binocular, lighting conditions: day/night; lightweight and portable; screening software run on a PC, laptop or tablet.

Stereotests Stereo Optical



Perception test includes our traditional Fly, Randot, Random Dot "E", and Butterfly Stereotest. These tests have been shown to be an effective and easy-to-use method of screening vision for children of all ages. Helpful in identifying vision problems such as Amblyopia, Suppression and Strabismus, that can impede a child's development or educational performance. All of these tests are easily administered and allow the practitioner to gauge both gross and fine Stereopsis. All are manufactured from high-quality photographic materials: Stereo Fly, Stereo Butterfly, Randot and Random Dot E.

Contact Stereo Optical for current pricing.


Stereotests Including LEA Symbols

Stereo Optical



Stereo depth perception tests are an effective and easy to use method of screening stereoscopic vision. They help to detect visual problems such as stereopsis, amblyopia, suppression and strabismus. These three stereotests including LEA Symbols, the Original Stereo Fly, Butterfly, and Randot®, are designed to screen the vision of young children and supplement the existing extensive Stereo Optical product line.

Vectogram® Stereo Optical



Designed for vision training, each Vectogram includes one pair of 3-D viewers. This is the standard for vision training. Available in fixed or variable styles to accommodate unlimited base-in/base-out training. Variable models: Quoits, Clowns, Mother Goose, Basic Fusion, Spirangle, Chicago Skyline, and Stereotest. Fixed models: Figure Eight, Acuity Suppression, Compass Points.

Contact Stereo Optical for current pricing.

Occluders

Economy Occluder Amcon



Hand-held occluder made of durable black plastic. Length: 6".

SC-7011.....\$8.50/ea

Ergonomic Handle Occluder Amcon



Shaped to occlude either eye without pressure. Black plastic construction with an ergonomic handle. Length: 9 1/2".

SC-7015.....\$7.75/ea (6+) \$7.95/ea

Quantity discounts available.

Lorgnette Multiple Pinhole Occluder Amcon



A patient hand-held occluder ideal for any age. Features an attached multiple pinhole that flips up and down easily.

SC-7016.....\$19.95

Belrose Occluders Belrose



Different occlusions for diagnostic purposes. Lorgnette pinhole occluder features full mask and pinhole option. Attached multiple pinhole clips down easily. Reversible for both eyes. Suitable for any age.

Double End Maddox Rod	\$27.00
Hand Held-Lorgnette	\$18.00
Maddox Rod and Occlude	\$22.00
Maddox Rod and Red Lens	\$25.00
Occluder White-Long Handle	\$9.25
Occluder-Long handle	\$8.00
Occluder-Short handle	\$8.50
Pinhole occluder	\$12.50
Red Lens and Occluder	\$19.00
Red Lens-Long Handle	\$12.00
Red Maddox-Long Handle	\$22.00
White Maddox-Long Handle	\$22.00

Occluder for Vision Testing

Luzerne




Used in vision testing to occlude or cover one eye while examining the other eye. Lorgenette Pinhole style has a lever to open and close pinhole opening. Short Stem Multi-hole, Lorgenette Pinhole, Long Handle, Long Handle with Red Maddox.

Contact Luzerne for current pricing.

Test Cards

Eye Charts

Luzerne

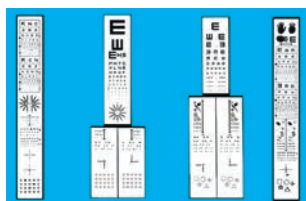


Various charts for testing. Also, pre-school cards set of 4 with illustrations. Size: 4" x 4".

Contact Luzerne for current pricing.

Vectographic Projector Slides

Stereo Optical



Testing slides for Binocular Refraction. Standard acuity and vectographic testing on one slide. No need to change slides to change tests. Each slide includes tests for standard acuity, binocular balance, suppression and fixation disparity. Pediatric, adult, distance slides, and near card available. Fits all standard A.O. Macro and Woodlyn Projectors: 9100 Adult Slide, 9200 Pediatric Slide, 9300 Adult Vectographic Projector Slide and 9400 Pediatric Vectographic Projector Slide.

Contact Stereo Optical for current pricing.



Service & Repair:

Clean, service & repair your optometry equipment



Because it's only a matter of time until technology breaks down, wears out, and needs servicing

Extend Your Equipment's Life

Choose a professional for the service of your equipment

- Factory trained techs
- Loaner program available
- 35+ Years experience
- Local & remote support

Schedule any needed service today!

Don't Get Left Behind
IT'S TIME TO GO DIGITAL

Contact Us Today

Veatch Ophthalmic Instruments

www.VOI2020.com
800.447.7511

Training Equipment & Materials

Belrose Exophthalmometer
Belrose

This prism type exophthalmometer is engineered for accuracy and simplicity for the measurement of the exophthalmos. Prisms are made of clear plastic with easy to read millimeter lines on both sides. The eye is seen through the lower half and the scale through the upper half, eliminating the difficulty of parallax and facilitating a rapid determination of protrusion. Color grey with storage case. Introductory Price: \$249.00

Visual Acuity Tests

HDC 7000 Digital Chart Software
Coburn Technologies

The Huvitz HDC-7000 Digital Chart Software offers high-resolution charts and images that fit into a wide range of LCD screens including support for 17", 19", 20" and 24" LCD monitors offering operators and patients a better display option in size and design. You can program the most frequently used charts for your convenience, making it possible to call up select charts during examination at the push of a button with the integrated remote control. Features include:

- The 41 Standard charts include balance, aniseikonia, stereopsis, and binocular fusion charts
- Smart Charts with Random Display Function
- Color blindness charts and images for symptom explanation and daily use are also available
- Allows you to create your own image galleries by adding images with simple copy/paste function

-Offers you precise distance settings allowing you to keep your current equipment settings and placement

Contact Coburn Technologies for current pricing.

HDC 9000N Digital HD Chart
Coburn Technologies

The Huvitz HDC-9000N Digital HD Chart brings the most accurate prescription with a high resolution 24" Color TFT-CLD with polarized filter panel for more precise visual acuity

testing. Features user-friendly menu structure with comprehensive test range, selectable working distance, easily upgradable via USB software, and wall mount included with optional desk stand or floor stand.

-More than 100 Standard Visual Acuity Charts support all manners of tests for the visual acuity and function, including tests such as Letter, Number, Landolt C, Snellen E, Children chart and other specialty charts.

-Provides a variety of polarized and functional charts that can be applied to many types of tests using the Cross Cylinder, Red/Green, Polarization and other special lenses such as the Binocular Vision Test, Stereoscopic Vision Test, Heterophoria / Heterotropia Test, Binocular Balance Test, Fusion and Suppression Test, Aniseikonia Test and more.

- Offers the ETRS acuity and various test distances
- Wide variety of ETRS LogMAR tests available.

Presents 12 color vision and hue charts for testing Color Blindness and for classifying the level of visual inability. Supports the professional test consisting of 85 colors

- Tests that measures contrast sensitivity at various levels using letter charts and the bar.

Contact Coburn Technologies for current pricing.

HDC 9000PF (with Polarized Filter)**Digital HD Chart**
Coburn Technologies

The Huvitz HDC-9000PF (with Polarized Filter) Digital HD Chart brings the most accurate prescription with a high resolution 24" Color TFT-LCD with polarized filter panel for more precise visual acuity testing. Features user-friendly menu structure with comprehensive test range, selectable working distance, easily upgradable via USB software, and wall mount included with optional desk stand or floor stand.

-More than 100 Standard Visual Acuity Charts support all manners of tests for the visual acuity and function, including tests such as Letter, Number, Landolt C, Snellen E, Children chart and other specialty charts.

-Provides a variety of polarized and functional charts that can be applied to many types of tests using the Cross Cylinder, Red/Green, Polarization and other special lenses such as the Binocular Vision Test, Stereoscopic Vision Test, Heterophoria / Heterotropia Test, Binocular Balance Test, Fusion and Suppression Test, Aniseikonia Test and more.

- Offers the ETRS acuity and various test distances
- Wide variety of ETRS LogMAR tests available.
- Presents 12 color vision and hue charts for testing Color Blindness and for classifying the level of visual inability. Supports the professional test consisting of 85 colors
- Tests that measures contrast sensitivity at various levels using letter charts and the bar.

Contact Coburn Technologies for current pricing.

Visual Acuity Chart Projector CCP-9000

Coburn Technologies



The OZMA CCP 9000 Visual Acuity Chart Projector offers accuracy and efficiency when performing visual tests while utilizing the total refraction system. Take advantage of this high quality product at an affordable price.

Features:

- High Quality Charts: Clear and fast, the CCP-9000 has a high resolution power of line to provide clean graphics and a fast chart changing speed.
- LED Light: Provides brighter and clearer charts than conventional light bulbs.
- Best Networking: Can be used with any refraction system to provide fast and efficient vision tests.
- Wide Range of Features: With 41 charts, such as Red/Green and polarizing filters, tests like the Binocular balance test, Stereo, Aniseikonia and Fusion tests are now conveniently performed..... \$1200

DAS (Digital Acuity System)

Instruments for Vision



The DAS system comes with everything you need to start taking visual acuities. A bright 19" or 22" HDTV is provided to display the brightest acuities and other medias like movies and pictures. The system is run with an android device the size of a pack of gum. Enjoy the easy upgrade feature, simple remote and very competitive pricing on the most advanced system available Includes: Snellen, childrens test, numbers, E's, contrast and a range of Aux tests. Add your own movies through simple wi-fi connection.

Complete system \$950
Contact Instruments for Vision for current pricing.

OCULUS Binoptometer® 4P

Oculus



The new OCULUS Binoptometer® 4P is a unique device for testing the visual acuity, contrast sensitivity and color vision. The test options are virtually unlimited. Other features include the adjustable viewing angle, modifiable examination distance, ease of use and light weight. The unit is operated by a laptop or PC and exams are saved automatically. EMR ready.

Contact sales@oculususa.com for pricing.

Visual Acuity Tests

NCI Vision Systems Snellen Software
S & L Optics

Snellen Acuity Software which comes on a flash drive. You can load it on any computer or we can supply an all in one monitor/computer with the software pre-loaded. This is a turn-key system. Mount the unit on the wall with the mounting bracket inclosed • plug it in and you are up and running as the snellen software will load automatically! Several different versions are available for the software so inquire which one would be best for you. What you will get: a quality Dell computer with a three year warranty and on site service. NCI support and flash drive backup. The supplied software loaded on the flash drive serves as an instant backup in any Windows XP, VISTA, Windows 7, 8 or 8.1 computer so your exam lane will be up and running again in minutes. The software does not have to be installed on the computer and may be run directly from the flash drive! What you won't get is a no-name computer or cheap OEM product or a Send It Back and Hope You Get Service and No Backup. NCI software has been sold since 2003 and have thousands of installations in clinics around the world. All standard tests are included.

Inquire about current pricing at 714.777.7740 or email us at sloptics@aol.com

Borish Vectographic Nearpoint Card II

Stereo Optical



Designed by Irving Borish and licensed by the Ophthalmic Research Institute, the Borish Vectographic Nearpoint Card II was designed to meet all nearpoint testing needs for binocular and monocular testing. Features binocular and monocular cross cylinder, binocular refraction, binocular and monocular visual acuity, binocular accommodative range, random dot Stereopsis, real contour Stereopsis, horizontal and vertical phoria, horizontal and vertical associated phoria, and horizontal fixation disparity. Mounts to nearpoint rod of phoropter and uses polarized filter. 6-1/2" x 5-1/2". Less than 1 lb.

Contact Stereo Optical for current pricing.

Distance Randot® Stereotest

Stereo Optical



The Distance Randot® Stereotest is the ideal tool for the eyecare professional who deals with strabismus, amblyopia, and intermittent exotropia. This test helps detect abnormalities in distance stereopsis and thus can give

an earlier indication of the need for surgery. This stereopsis test (10ft/3m) is for patients as young as 4 years of age.

The Distance Randot Stereotest was developed in conjunction with Eileen E. Birch, PhD and Jonathon Holmes, MD of the Retina Foundation of the Southwest

Contact Stereo Optical for current pricing.

Functional Vision Analyzer™

Stereo Optical



The FVA offers a number of exams to evaluate functional vision and better understand the patient's quality of vision. Background illumination levels inside the unit are constantly monitored and controlled by eliminating environmental variables. The Functional Vision Analyzer™ complies with established research standards. This lightweight and portable unit is guaranteed for two years.

The Functional Vision Analyzer™ also features the new upgraded EyeView® Functional Vision Analysis Software that utilizes a digital image processor to procedure a pictorial model of the patients' functional vision based on their F.A.C.T.® contrast sensitivity data. EyeView® can also display contrast sensitivity curves as well as the raw data. Data can also be exported to excel files for analysis.

Optec® is a registered trademark of Stereo Optical Company, Inc.

Contact Stereo Optical for current pricing.
Contact us about our trade-in program!

OPTEC PLUS Digital Vision Screener

Stereo Optical



Your practice requires new generation of Vision Screening devices. Stereo Optical OPTEC PLUS all in-one digital vision screener enables quick, thorough and repeatable results in the pre-test room, saving valuable time in the exam lane. New features include a user-friendly interface, an expanded library of tests with limitless customization including auto-mode, randomization and protocols. Testing distances: Near, Far and intermediate; Monocular and Binocular; Lighting conditions: day / night (optional); Constant and homogeneous luminance levels with controlled lighting in accordance with the international standard. No training or certification. Lightweight and portable. PC or Tablet

Contact Stereo Optical for current pricing.

Optec® 5000/5500 (P) Vision Testing Screeners

Stereo Optical




The Optec® 5000 series of screeners conduct simple, accurate, and repeatable visual screening tests in a few minutes. In addition to the ability to screen under a variety of conditions, including monocular, binocular, near, distance, peripheral and daytime, lightweight and portable, and feature a convenient light-emitting diode (LED) lighting system. Tests include: Adult and pediatric visual acuities, color and depth perception, as well as vertical and lateral phorias.

Visual screening and peripheral vision test meet the standards set by the American National Standards Institute (ANSI).

*Custom slide packages available upon request
Optec® 5500P
Optec® 5000
Optec® 5000P
Contact Stereo Optical for current pricing.

Projector Slides

Stereo Optical



Projector Acuity and Visual Testing Slides. May be adjusted to any testing lane. Slides fit A.O., Reichert, Macro and Woodlyn projectors. Made of high quality photographic film, sealed between two pieces of glass to ensure sharp optotypes and maintain the integrity of the tests. Several models to choose from for testing of all ages.

Contact Stereo Optical for current pricing.

InSight Visual Acuity System

Veatch



The InSight Visual Acuity System is an innovative solution to your acuity needs. It's the first LCD Acuity that does not require a PC! Not only do you get all your standard charts & tests, but the system includes animation.

The Charts are as follows: Illiterate E, Landolt Rings, Snellen, Numbers, and Allen Children Tests: Ishihara, Cross Cylinder, Red Green Balance, Fixation, Astigmatism, Cross Grid, Coincidence, Schoeber, Worth 4 Dot, Red Green Panel, and Traffic Lights

Patient Education: Image Album (to be updated)

Media Package • including Video (Finding Nemo)

Calibration for 3'-22'

This affordable solution comes complete with: InSight Acuity Program 19" HDTV Wall Mount SD Card Finding Nemo DVD. \$1,295.00

Potec PLC-8000 Visual Acuity System

Veatch



The PLC-7000 LCD Acuity Chart is a dedicated refracting device which provides accurate and precise visual acuities. The slim design makes wall mount installation easy and the modern 19-inch LCD monitor upgrades the look of the exam room. With a wide range of popular charts including Vision, Astigmatic angle, Binocular vision, Heterophoria, Stereopsis, etc., and mask (vertical, horizontal, single), the high resolution of the PLC-7000 allows for clearer, high performance acuity presentations as compared to a traditional chart projector. Share information about eye health, your practice, new product offerings, etc. with the available 38 image slide show functionality via USB. Use your space more efficiently with the easily adjustable test distance. Depending on room size, simply use the included remote control to adjust the test distance anywhere from 8ft. • 20ft. Easily adjust between functions such as Black & White reversion, contrast control, mirror function, mask function, red-green filter, program function, plus easily change the location of the visual acuity chart.

Contact Veatch for current pricing.

Visual Field Tests

OPTEC PLUS Digital Vision Screener

Stereo Optical



Your practice requires new generation of Vision Screening devices. Stereo Optical OPTEC PLUS all in-one digital vision screener enables quick, thorough and repeatable results in the pre-test room, saving valuable time in the exam lane. New features include a user-friendly interface, an expanded library of tests with limitless customization including auto-mode, randomization and protocols. Testing distances: Near, Far and intermediate; Monocular and Binocular; Lighting conditions: day / night (optional); Constant and homogeneous luminance levels with controlled lighting in accordance with the international standard. No training or certification. Lightweight and portable. PC or Tablet

Contact Stereo Optical for current pricing.

**The Future Is now
The Ophthalmic
Industry Is Going
Digital & for Good
Reason.**

1. Greater Efficiency & Accuracy.
2. Large Return on Investment.
3. Increased Capabilities, Integration & Connectivity.

Focus On The Patient, Not Repetitive Data Entries

- Dual cross cylinder
- Programmable sequences
- Wireless interface with pre-test equipment.

**Don't Get
Left Behind**

**IT'S TIME TO
GO DIGITAL**


Contact Us Today

Veatch Ophthalmic Instruments

www.VOI2020.com
800.447.7511

Clinical Slit Lamps

Slit Lamp Amcon



Amcon offers a high quality parallel optics slit lamp at an affordable price. Features Include: 12.5 Eyepiece, Adjustable Total Magnification: 6x, 10x, 16x, 25x, 40x, Eyepiece Adjustment from -5D to +3D, Continuous Slit Height: 1mm to 8mm, Continuous Slit Width: 0mm to 9mm, Light Spot Diameter: 0.2mm, 2mm, 3mm, 5mm, 8mm, 9mm, Slit Angle: 0°-180°, Filters: Heat Absorption, Grey, Red-Free, Cobalt Blue, Red LED Fixation Light, Illumination: 12V/30W Halogen Bulb and Input Power: 110V/60 Hz. 90 Day Warranty.
EQ-6700.....\$3,950.00

Belrose Beam Splitter Slit Lamp- BELBEAMSPLITTER

Belrose



The New Belrose Beam Splitter offers the practitioner inexpensive ways to add digital cameras to their slit lamp. The Belrose Beam Splitter works with variety of slit lamps like Woodlyn, Zeiss, Belrose, etc. Works with the New Belrose Digital Camera Adapter. . \$895.00

Belrose Digital Camera Adapter- BELDIGCAMMT

Belrose



The New Belrose Digital Camera Adapter for slit lamp is an inexpensive way to upgrade your slit lamp to digital. Works with Woodlyn, Zeiss, Belrose etc. slit lamps with parallel optical system. To be used with Belrose Beam Splitter.....\$895.00

Belrose Eyepiece Belrose



New Belrose 10X Eyepiece for Haag Streit BM Slit Lamp and similar.\$149.00

Belrose Model YZ-5F Slit Lamp Belrose



The BELROSE slit lamp offers an exceptional value designed to fit every practitioner's budget without compromising the demand for high quality and craftsmanship. This slit lamp features single joy stick design, fixation device, precisely engineered optics, affordability, halogen and tilting light source, and Goldman applanation tonometer capabilities. Microscope specifications include a converging optical system with the angle of optical axis being 13°, magnification controlled by a manual flip lever, 1X + 1.6X objectives, a pair of both 10X and 16X eyepieces with dioptic adjustments of ±6.00. Range of pupillary distance from 53mm to 80mm. Slit illumination features include a width and length from 0mm to 8mm continuously, diameter of illuminated field is 0.2mm to 8mm in 5 steps, slit image tilt is varied up to 23°. Slit rotation is variable up to ±90 degrees. Oscillation is ±5mm from the center on focal plane. Filters include Cobalt, Red Free, Gray, heat absorption and open. This fine slit lamp takes a 12 volt 30 watt Halogen bulb and has accessories to include Hruby lens, short and long mirrors, 16X eyepieces, tonometer plate, spare bulbs, calibration bar and dust cover. Total base 21-7/16" x 14-7/16". Height 25-5/8". 45lbs. Power input (primary) AC 110V or 220V. Power output (secondary) 7.5V-12V adjustable.\$2,995.00
B-900 Belrose Applanation Tonometer \$1195.00
Prism Tip Only \$95.00
YZ-5FI with 40x magnification \$3,995.00

Belrose Model YZ-5FI Slit Lamp Belrose



Full featured Haag style light tower with 5-step drum magnification changer with omnidirectional joystick, halogen illumination, tilt, Hruby lens, LED fixation, accepts standard B-900 style applanation tonometer. \$1195.00
B-900 Belrose Applanation Tonometer \$1195.00
Prism Tip Only \$95.00
YZ-5FI \$3,995.00

New Belrose BEL4474020400 Belrose



New Belrose BEL4474020400 Bulb for Topcon Slit Lamps Models SL-2D, SL-2E, SL-2ED, SL-4E, SL-7E and SL-8Z and Topcon TRC-45N Non-Mydriatic Retinal Camera focusing light.\$34.95

New Belrose Hand Held Slit Lamp Model BEL-SLRV

Belrose



SL-RVP Slit Lamp has the unique ability to provide high quality examination either in the examination room or as a hand-held device. Rechargeable and cordless, Compact, lightweight and ergonomic design, Easy selection of slit width, High luminance white LED, Safe and comfortable for patient and Fits into lightweight case. Specifications: Eyepiece: 10X, 16X, Total Magnification: 10X, 16X, Diopter Adjustment Range ±7D, Work Distance: 80mm, Slit Width: 0-10mm, continuously adjustable, Filters: Green, cobalt blue, color temperature transformation angle, Slit Angle: Horizontal circumference ±30, Slit Illumination: White LED, Input Voltage: AC 110V/60Hz 220V/50Hz, Input Power: 18VA, Package Dimensions: 195x105x230mm and Gross Weight: About 750g (including battery).....\$2,695.00

New Belrose Slit Lamp Model BEL- SLR5Z

Belrose



The SL-R5Z is one of Belrose's NEW 3rd Generation Slit Lamps. Combined traditional design with superior optics, SL-R5Z will be a welcomed addition to your practice. * Classical Zeiss type slit lamp * Outstanding Galilean optics with moisture proof, mildew proof and anti-reflection lens * 0 mm to 14 mm slit width * Drum change 6X, 10X, 16X, 25X and 40X magnifications * Optional external illumination system * Single-handed elevation system, Digital Capable.....\$2,995.00

SL300 Digital Slit Lamp Essilor Instruments



- Compacity and ergonomy
- Galilean binocular optical system
- Compact model Zeiss type
- Easy selection of magnification by rotating drum
- Continuous adjustment of slit aperture
- Standard filters: thermal safety, cobalt blue and green (red-free)
- Halogen or LED illumination source
- Easy installation with integrated metal plate

SL350 Digital Slit Lamp Essilor Instruments



- All the essentials for an eye exam
- Galilean binocular optical system
- Tilt tower up to 20°
- Easy selection of magnification by rotating drum
- Continuous adjustment of slit aperture
- Standard filters: thermal safety, cobalt blue and green (red-free)
- Halogen or LED illumination source
- Easy installation with integrated metal plate

SL400 Digital Slit Lamp Essilor Instruments



- Compacity and ergonomy
- Galilean binocular optical system
- Compact model Zeiss type
- Easy selection of magnification by rotating drum

- Continuous adjustment of slit aperture
 - Standard filters: thermal safety, cobalt blue and green (red-free)
 - Halogen or LED illumination source
 - Easy installation with integrated metal plate
- Contact Essilor Instruments for current pricing.

SL450 Digital Slit Lamp
Essilor Instruments



All the essentials for an eye exam

- Galilean binocular optical system
 - Tilt tower up to 20°
 - Easy selection of magnification by rotating drum
 - Continuous adjustment of slit aperture
 - Standard filters: thermal safety, cobalt blue and green (red-free)
 - Halogen or LED illumination source
 - Easy installation with integrated metal plate
- Contact Essilor Instruments for current pricing.

BI 900® LED Slit Lamp
Haag-Streit USA



The BI 900 combines simplicity and reliability in a modern LED illumination system and offers integrated imaging through its built-in video adapter. In addition to the widely-recognized superiority of the LED illumination, the BI 900 offers 14mm aperture and is controlled through the new RM02 "release module," thus eliminating the need for a power supply. The BI 900 is equipped with a Kepler microscope providing the default magnifications 10_x and 16_x. With a set of optional eyepieces it can be extended to 25_x and 40_x magnification. The maximized diameter size of the ocular view ensures fatigue-free examination even on long working days. Both the slit illumination and background illumination (imaging) are conveniently located adjacent to the single hand joystick base. The RM02 also serves as a double function for imaging capture and exposure control if the BI 900 is equipped with the optional Imaging Set.

Contact Haag-Streit USA for current pricing.

Haag-Streit BA 904® Slit Lamp
Haag-Streit USA



The BA 904 Slit Lamp has the unique ability to provide high quality examination either in the examination room, or as a hand-held device. Haag-Streit optical system: 10x objectives; 16x as an option. Ergonomic design, a Dioptric range of -8 to +8, an Interpupillary range of 53 to 65, safe and comfortable for patients and filters out hazardous radiation, which means less damage to the retina when used with a Volk lens.

Contact Haag-Streit USA for current pricing.

Haag-Streit BM 900® LED Slit Lamp
Haag-Streit USA



Three-dimensional joystick control lever permits one-hand operation. Continuous adjustable slit from hairline to openings of up to 8mm. Tilting mechanism for slit image permitting examination in vertical, oblique and horizontal section. Built-in, heat-absorbing Red-free Blue and Gray filters. Aperture discs containing apertures of 8mm, 5mm, 3mm, 2mm, 1mm and 0.2mm. Continuously adjustable slit length from 1mm to 8 mm. Fixation device allowing non-dazzling annular fixation target to be set always to remain within the patient's field of view. Standard magnifications are 10X, 16X or 25X, with additional eyepieces for magnifications up to 40X available.

Contact Haag-Streit USA for current pricing.

Haag-Streit BQ 900® LED Slit Lamp
Haag-Streit USA



The BQ 900 is powered by a long-lasing LED diode that offers exceptional detail and depth of field. It has a high-luminosity microscope with convergent eyepieces, but parallel optical paths. The Galilean lens system provides five powers from 6.3X, 10X, 16X, 25X to 40X without changing eyepieces. A wide selection of diagnostic lenses is available. Optional accessories include: Stereo-Variator (for alternating viewing angle between 4.5° and 13°).

Unit Model

Contact Haag-Streit USA for current pricing.

Ultra G5 Zoom Slit Lamp
Marco



With the touch of a switch, the new Marco Ultra G5 Zoom Slit Lamp instantly delivers unprecedented high-resolution optics in a

motorized zoom optical system. Utilizing a proven motorized zoom microscope focusing system that is used on Marco operating microscopes, the G5 Zoom combines the sophistication of a high-level focusing system with the overall modernization and optical efficiency of the new Ultra Slit Lamp design. All slit lamp controls are conveniently "concentrated" for easy one-handed operation, allowing the operator to maintain a constant, comfortable examination position. Other prominent features on the G5 Zoom include an illuminated magnification power display window, a "flip-up" magnification display mirror, and a built-in tonometer mount.

Contact Marco for current pricing.

Ultra Series Slit Lamps
Marco



The Ultra series of slit lamps from Marco is the result of many years of extensive product research and delicate engineering. The Ultra series introduces a quantum leap in optical technology and manufacturing techniques resulting in better construction and better materials. Overall a more ergonomic and modern design, each slit lamp in the series is a complete composition of the latest in materials and lens coating technology, filtering light better and more efficiently with a measurable 20% increase in optical resolution and clarity.

Contact Marco for current pricing.

OCULUS Slit Lamp SL-IC5
Oculus



For the first slit lamp in the OCULUS portfolio we have teamed up with one of the best in the field - the slit lamp pros from the British manufacturer Keeler. The OCULUS SL-IC5 combines sharp optics with bright, homogenous slit illumination to provide you with a clear view. A wide range of integrated color filters (blue, red free, neutral density, diffuser) improve the quality of examination results, its low hassle controls help focusing entirely on the examination. The SCL-IC5 is a Stereomicroscope with converging binoculars and smooth-switching five-step magnification changer from 6x through 40x. Integrated in the microscope is also a yellow filter which can simply be interposed when needed. Carefully selected LED illumination modules guarantee bright, homogeneous and economically efficient lighting conditions as well as durability. The IC-5 comes with a digital port for connection to the OCULUS ImageCam® 2. Images

Contact sales@oculususa.com for configuration details.

Contact Oculus for current pricing.

*Price, specifications and design are subject to change without notification.



Veatch exam lanes are an investment in your patients, your equipment & your business.

Bundled Packages: Save Time & Money

- Visual acuity system
- Manual or Digital Refractor
- Exam chair & stand

The Quality Tools You Need At A Price You Can Afford

Don't Get Left Behind

IT'S TIME TO GO DIGITAL

Contact Us Today

Veatch Ophthalmic Instruments

www.VOI2020.com

800.447.7511

Clinical Slit Lamps

RIGHTON MW-50D Slit Lamp
S4OPTIK

Introducing RIGHTON's new LED Slit Lamp MW50D: a revolution in super-wide magnification fine optics. This slit lamp employs natural color LED light source with reduced blue that is perfect for slit images and features a wide magnification range enables both wide angle view and detailed observation. All optics are multi-coated and provide a brighter viewing system, with 22% higher transmittance than existing models.

Contact S4OPTIK for current pricing.

S4OPTIK H5 Elite Slit Lamp
S4OPTIK

The H5 ELITE slit lamp feature S4OPTIK's cool operating LED illumination system that provides brilliant light spectrum, while reducing patient discomfort. An extensive power range, with 5 power setting from 6x to 40x magnification is standard on all H5 ELITE slit lamps. Take comfort that S4OPTIK H5 ELITE slit lamp comes digital ready and can be combined with S4OPTIK optional all-in-one digital camera solution to acquire exceptional still and video images.

Contact S4OPTIK for current pricing.

S4OPTIK H-Series Slit Lamps
S4OPTIK

S4OPTIK H-Series LED slit lamps with classic tower illumination are crafted in Europe to deliver clear, precise ocular observation for the clinician. These slit lamps are an essential component for today's modern office, providing value, ease of use and reliability. The H-Series slit lamps includes various magnification levels depending on your requirements with 10 & 16x (SL-H2); 10, 16 and 25x (SL-H3); 6, 10, 16, 25 & 40x (SL-H5); and a continuous zoom model with magnification from 6 to 33x (SL-HZ).

Contact S4OPTIK for current pricing.

S4OPTIK Z-Series Slit Lamps
S4OPTIK

S4OPTIK Z-Series compact LED slit lamps are crafted in Europe to deliver clear, precise ocular observation for the clinician. These slit lamps are an essential component for today's modern office, providing value, ease of use and reliability. The Z-Series slit lamps includes various magnification levels with a model ideal for your requirements. 10 & 16x (SL-Z2); 10, 16 and 25x (SL-Z3); 6, 10, 16, 25 & 40x (SL-Z5); and a continuous zoom model with magnification from 6 to 33x (SL-ZZ).

Contact S4OPTIK for current pricing.

ER-11 Slit Lamp
TelScreen

Although the tower-style EyeRes™ ER-11 slit lamp was designed to enable fantastic anterior-segment imaging, it's also a great clinical slit lamp. Instead of peering down narrow tubes, the ER-11's large exit pupils make it feel like you're immersed in the field of view.

Contact TelScreen for current pricing.

SL-2G Slit Lamp
Topcon

The Topcon SL-2G is a clinical slit lamp for use in eye examination. It features a compact illumination unit with an LED instead of traditional bulbs. The unit houses the adjustable slit mechanism with up to 14mm of aperture. The slit angle can be rotated 180 degrees and a set of red free and cobalt blue filters can be inserted by lever movement. Magnification changes are done through a rotating drum with 10X, 16X and 25X magnification. The oculars are Galileo convergence type and accept the attachment of a beam splitter. Optional mounts for R-900 and 870 type applanation tonometers are available.

Contact Topcon for current pricing.

SL-3G Elite Slit Lamp
Topcon

The new SL-3G Slit Lamp combines classic versatility with the smoothest mechanism in its type. Its stereoscopic converging microscope and innovative optics provides the practitioner with unsurpassed image clarity and sharpness. This reduces fatigue while providing a clearer field of view. Magnifications can easily and smoothly be changed between 1X to 1.6X using the conveniently located lever. Slit beam inclination up to 20 degrees for added versatility. Four built-in filters: cobalt blue, red-free, 13% neutral density and heat absorbing. 550mm (W) x 430mm (D) x mm 770-800mm(H). 21kg.

Contact Topcon for current pricing.

SL-D2 Digital-Ready™ Slit Lamp
Topcon

This totally redeveloped slit lamp, combines superb optics with digital-ready capabilities that make it revolutionary and unique. Durable construction, smooth movements and improved ergonomics add to its great value. Three-magnification drum with 10x, 16x and 25x. Built-in filters and digital-ready capability. 329 x 306 x 415-445 mm, 9.5kg (w/o table & chinrest).

Contact Topcon for current pricing.

SL-D301 Slit Lamp
Topcon

The SL-D301 is a clinical slit lamp that covers all aspects of an eye examination. It has a tower illumination system with a halogen bulb and four incorporated filters. The microscope is Galileo type and has three magnifications 10x, 16x and 25x adjustable by a rotating drum. It accepts the optional DC-4 Digital Photo Attachment for color imaging.

Contact Topcon for current pricing.

SL-D4 Digital-Ready™ Slit Lamp
Topcon

This newly developed instrument combines outstanding optics with precision movements and features unique digital-ready capabilities. Five position magnification changer featuring 6x, 10x, 16x, 25x and 40x and built-in filters make this slit lamp the choice for the multi-discipline practitioner. 329 x 306 x 415-445 mm, 9.5kg (w/o table & chinrest).

Contact Topcon for current pricing.

SL-D7 Digital-Ready™ Slit Lamp
Topcon

A truly unique instrument that provides the ultimate in diagnosis and versatility combining uncompromising quality in optics and mechanics with a true digital photo slit lamp capability. By itself or combined with its digital photo attachments, it makes a superior diagnostic and documenting instrument. The improved optical system features a five-position magnification drum with 6x, 10x, 16x, 25x and 40x magnifications. The built-in amber filter can be easily flipped into the observation path to improve image contrast. 329 x 306 x 652-682 mm, 11.5kg (w/o table & chinrest).

Contact Topcon for current pricing.

SL-D701 Slit Lamp
Topcon

The SL-D701 Slit Lamp features LED illumination that allows for observation under a brighter, more homogeneous illumination source while the short wavelength spectrum permits the observation of minute details in the anterior chamber and vitreous. An innovative illumination system using the optional BG-5 background illuminator allows for observation and documentation of meibomian glands in the patient's lids. With its optional DC-4 Digital Photo Attachment the SL-D701 can obtain clear and sharp still images of the eye as well as vivid color videos with remarkable resolution and detail. Basic EZ Capture software is provided with the DC-4 attachment.

Contact Topcon for current pricing.

Clinical Slit Lamps

SL-D8Z Digital-Ready™ Slit Lamp

Topcon



The ultimate diagnostic slit lamp, with a 5:1 zoom ratio and a 6.4x to 32.1x magnification range. Being digital-ready, the SL-D8Z can be outfitted with a digital photo attachment that transforms the SL-D8Z into a true digital photo slit lamp. The traditional quality of Topcon optics combined with state-of-the-art construction make the SL-D8Z the instrument of choice for the discriminating professional. 329 x 306 x 652-682 mm, 13.5kg (w/o table & chinrest).

Contact Topcon for current pricing.

IBEX LED HD SLIT LAMP

Trevi Technology



DESIGNED TO PERFORM.....

It starts with a desire to be the best. From that point forward it's all about fresh ideas, creative thinking and the relentless pursuit of doing things better. The result is not just new technology, but better technology and very satisfied customers. There's no second chance to make a great first impression.

We sell our slit lamps direct to eye care providers. This provides us with unique and often very useful feedback. It's these suggestions which ultimately lead to superior product performance. Frankly, it's amazing what you can learn from customers when you stop and listen.

So if you're considering the purchase of new slit lamps, then we encourage you to visit our website and read what our customers have to say. Leading doctors are choosing IBEX for good reasons.....they perform better, are affordable priced and our customer service is second to none. Welcome to IBEX Eye. Be Different. Be Better™

www.ibexeye.com

Ezer Slit Lamp Microscope ESL-1200

U.S. Ophthalmic



The Ezer ESL-1200 Slit Lamp Microscope is equipped with elaborated optics and have convenient features for the highest exam requirements. The Ezer ESL-1200 Slit Lamp Microscope offers unsurpassed clarity and sharpness, while delivering crisp images and a wide field of view with excellent resolution. The ESL-1200 boasts a Carl Zeiss style level illumination system and an advanced Cross-Angle Stereovision Converging Binocular Optical System. The classic design of the ESL-1200 is user-friendly and ergonomically well designed. The ESL-1200 features well-placed controls and two-step magnification that can be easily changed between 1x and 1.6x, using a conveniently located lever. Final magnification ratios are equivalent to 10x (Ø18mm) and 16x (Ø14.5mm) with the 10x eyepiece. A Red LED fixation light, built in filters, continuous slit rotation likewise contribute to the outstanding performance of this affordably priced slit lamp, making it a smart choice for any ophthalmic practice. \$2,438.00

Ezer Slit Lamp Microscope ESL-700

U.S. Ophthalmic



The Ezer ESL-700 Handheld Slit Lamp Microscope is portable yet delivering an accurate diagnostic. Whether you're in the office or out on call, the Ezer ESL-700 Handheld Slit Lamp Microscope offers portability without sacrificing the quality of your exam. The unit's Binocular Optical System provides outstanding clarity in a lightweight portable design. A high luminance white LED provides incredible clarity as well as brightness control that can be easily adjusted. The ESL-700 also features three built-in Illumination Pathway Filters. The magnification and field of view that this device offers are likewise impressive. In addition to the 10x eyepiece that comes standard, practitioners can select a 16x eyepiece for added versatility. If you're looking for flexibility and need to sometimes offer care outside the office or to special patient populations, the ESL-700 is a top performing choice. With a 2.5 hour life on it's rechargeable battery, you can deliver care any time, anywhere. . . . \$2,508.00

Ezer Slit Lamp Microscope ESL-700

U.S. Ophthalmic



The Ezer ESL-700 Handheld Slit Lamp Microscope is portable yet delivering an accurate diagnostic. Whether you're in the office or out on call, the Ezer ESL-700 Handheld Slit Lamp Microscope offers portability without sacrificing the quality of your exam. The unit's Binocular Optical System provides outstanding clarity in a lightweight portable design. A high luminance white LED provides incredible clarity as well as brightness control that can be easily adjusted. The ESL-700 also features three built-in Illumination Pathway Filters. The magnification and field of view that this device offers are likewise impressive. In addition to the 10x eyepiece that comes standard, practitioners can select a 16x eyepiece for added versatility. If you're looking for flexibility and need to sometimes offer care outside the office or to special patient populations, the ESL-700 is a top performing choice. With a 2.5 hour life on it's rechargeable battery, you can deliver care any time, anywhere. . . . \$2,508.00

Slit Lamp Microscope ESL-1800

U.S. Ophthalmic



Ezer ESL-1800 Slit Lamp Microscope features outstanding wide-field optical performance, great features and quality design. The Ezer ESL-1800 Slit Lamp Microscope features outstanding wide-field optical performance, great features and quality design. The ESL-1800 boasts a Carl Zeiss style illumination system and an advanced Galilean Converging Optical System. The smooth classic design of the ESL-1800 allows for precise movements and easy operation of the joystick and knobs. Conveniently placed controls combined with fantastic optics make diagnostic procedures and contact lens fittings even easier. A five-step magnification changer offers one of the best zoom ratios in its class—final magnification ratios are equivalent to 6x, 10x, 16x, 25x, and 40x, with the 12.5x eyepiece. A high luminance halogen lamp provides incredible clarity, and three built-in Illumination Pathway Filters can be effortlessly switched out. Great features, quality design, outstanding performance and affordable price make Ezer's ESL-1800 Slit Lamp a compelling value. . . \$3,390.00



ReSeeVit: The latest technology, Built specifically for ophthalmic professionals

Leaders of Our Industry

Choose from our suite of imaging solutions, including:

- Anterior segment imaging
- Endothelium cell imaging
- Corneal topography
- Retinal imaging

Imaging Solutions: Providing For Your Patients.

Don't Get Left Behind
IT'S TIME TO GO DIGITAL
Contact Us Today
Veatch Ophthalmic Instruments
www.VOI2020.com
800.447.7511

Clinical Slit Lamps

Slit Lamp Microscope ESL-2600

U.S. Ophthalmic



The Ezer ESL-2600 Slit Lamp Microscope features outstanding wide-field optical performance, great features and quality design. The Ezer ESL-2600 Slit Lamp features outstanding wide-field optical performance, great features and quality design. The ESL-2600 offers Haag-Streit style tower illumination in a Cross-Angle Stereovision Converging Binocular Optical System. The ESL-2600 features well-placed controls and two-step magnification that can be easily changed between 1x and 1.6x, using a conveniently located lever. Final magnification ratios are equivalent to 10x (Ø18mm) and 16x (Ø14.5mm) with the 10x eyepiece. Conveniently placed controls combined with fantastic optics make diagnostic procedures and contact lens fittings even easier. A high luminance halogen lamp provides incredible clarity, and four built-in Illumination Pathway Filters can be effortlessly switched out. The ESL-2600 also can be equipped with a Goldman applanation tonometer. Great features, quality design, outstanding performance and affordable price make Ezer's ESL-2600 Slit Lamp a smart choice at an outstanding value. \$2,646.00

Slit Lamp Microscope ESL-5200

U.S. Ophthalmic



Ezer ESL-5200 Slit Lamp Microscope presents a stereoscopic optical system by adding to fusing images a focal point. The Ezer ESL-5200 Slit Lamp features outstanding wide-field optical performance, great features and quality design. The ESL-5200 offers Haag-Streit style tower illumination in a Cross-Angle Stereovision Converging Binocular Optical System. The ESL-5200 features well-placed controls and two-step magnification that can be easily changed between 1x and 1.6x, using a conveniently located lever. Two available eyepieces (10x and 16x) offer even greater flexibility when examining ocular structures. The ESL-5200 includes a Hruby Lens Kit for performing fundus exams and can also be equipped with an applanation tonometer. Two fixation options, reflecting mirrors, a tilt mechanism and four illumination filters are among the many added features practitioners enjoy when selecting this well-priced slit lamp. . . . \$3,012.00

Slit Lamp Microscope ESL-7800

U.S. Ophthalmic



Ezer ESL-7800 Slit Lamp Microscope provides a more accurate diagnostic with specialized optics and increased magnifications levels. The ESL-7800 Slit Lamp Microscope is the highest quality slit lamp in Ezer's series. Designed in the traditional tower style configuration, the ESL-7800 offers specialized optics, greater magnification levels and wide field-of-view. It boasts an advanced Galilean Optical System and a five-step revolving drum that allows for an easier exchange of the magnification levels than exchanging an eyepiece. Using the unit's Accessories Mount, the ESL-7800 can be equipped with a Goldman applanation tonometer as well as several other accessories, including video accessories. High-clarity luminance, two reflecting mirrors, four built in filters, two fixation targets, and a Hruby Lens Kit are among the many specialty items that practitioners will benefit from when selecting the high-end ESL-7800. Great features, quality design, flexibility and performance make Ezer's ESL-7800 Slit Lamp an exciting choice at a compelling value. \$3,768.00

Slit Lamp Microscope ESL-9000C

U.S. Ophthalmic



Ezer ESL-9000C Slit Lamp Microscope Single Lens Reflex is the professional image collecting medium for the ophthalmic shooting with sensitive capture of light and color and the complete adjusting functions. With Ezer's ESL-9000C, you not only get an advanced Galilean converging optical system with outstanding magnification and field of view; you also will enjoy the countless benefits of outstanding image capture with Canon's 18 megapixel 450D SLR camera (camera sold separately). The imaging unit easily and seamlessly attaches to this high-end slit lamp microscope. You'll enjoy real-time dynamic display on the camera's 3-inch LCD under perfect lighting that you can precisely control. Designed in the traditional tower style configuration, the ESL-9000C offers a five-step revolving drum that allows for an easier exchange of the magnification levels than exchanging an eyepiece. Using the unit's Accessories Mount, the ESL-9000C can be equipped with a Goldman applanation tonometer as well as several other accessories. The ESL-9000C also comes equipped with two reflecting mirrors, four built in filters, two fixation targets and a Hruby Lens Kit. If you're looking for more in a slit lamp, look no further than the well-equipped ESL-9000C. . . \$7,548.00

MSL-3 Slit Lamp

USAsopes



Microscope Type: Converging Stereoscope, Total Magnification: 10X: 16X (10X eyepiece), 16X: 25,6X (16X eyepiece) Illumination, Slit Width: 0mm-9mm continuously adjustable, Slit Height: 1mm-9mm continuously adjustable, Aperture Diameter: 9mm, 8mm, 5mm, 3mm, 2mm, 1mm, 0.2mm, Slit Angle: 0°-180°, Slit Inclination: 5°, 10°, 15°, 20°, Filter: heat absorption, gray, red free, cobalt blue, Illumination Bulb: halogen bulb 12V30W, Input Voltage: 110V /220V 50 / 60Hz and Power: 58VA.

Contact USAsopes for current pricing. Missionary or Expedition Discount available, please ask for details.

ReSeeVit™ 5Z Video Ready Slit Lamp

Veatch



The ReSeeVit™ 5Z slit lamp is designed for use with digital video imaging. This video-ready slit lamp offers the popular horizontal style light source with 10X, 16X, 25X and 40X magnification. Standard features include an infinitely variable rheostat conveniently located near the joystick and a video imaging trigger switch built into the joystick and a built in Wratten Filter. It is another addition to the ReSeeVit™ family of slit lamps that offers the best products on the market to capture clear, crisp digital images in the most ergonomic design.

Contact Veatch for current pricing.

ReSeeVit™ elite HR Digital Imaging

System

Veatch



The new ReSeeVit™ elite HR Digital Imaging System integrates a new generation digital CCD camera and elite Optics to offer the best imaging system available on the market. The CCD hardware and firmware have been exclusively designed to our specification to opti-

mize the unique lighting requirements of slit lamp digital imaging. Among the improvements are Higher Dynamics and Selective Sharpness Algorithm to emphasize detail. New ergonomic camera controls have also been added. You must see the images in person to truly appreciate this exciting advancement!

Contact Veatch for current pricing.

ReSeeVit™ elite HR Video Ready Slit Lamp (Veatch)

Veatch



The new ReSeeVit™ elite HR Digital Imaging System integrates a new generation digital CCD camera and elite Optics to offer the best imaging system available on the market. The CCD hardware and firmware have been exclusively designed to our specification to optimize the unique lighting requirements of slit lamp digital imaging. Among the improvements are Higher Dynamics and Selective Sharpness Algorithm to emphasize detail. New ergonomic camera controls have also been added. You must see the images in person to truly appreciate this exciting advancement!

Contact Veatch for current pricing.

Veatch E Series Slit Lamps

Veatch



The Veatch Ophthalmic E Series slit lamps are designed to provide high quality service at an economical price. The popular vertical illumination column features controls in common locations to provide ease of use. The optical head is a converging style with a two step magnification changer. The E 200 model offers 16X and 25X magnifications. The E 500 model offers 6X, 10X, 16X, 25X and 40X magnifications. All common attachments available on the market are compatible with the E 500, including the popular ReSeeVit™ elite Digital Camera. A diffuser lens is a standard feature making the E 500 a Video ready slit lamp.

Prices subject to change without notice.

Photo Slit Lamps

DS550 Slit Lamp Imaging Essilor Instruments



- Easy-to-use tool for the capture and processing of eye images for analysis and documentation.
- Compatible with SL 500 and SL 550 | High performance 2 M pixels sensor | Plug and play installation (USB 3.0) | Intuitive AnaEyes Software including basic measurement, annotation and archiving | Export of various digital files form

M700 Automatic Perimeter Essilor Instruments



Specially designed for effective and accurate visual field assessment.

Wide field coverage to 160_ allowing complete peripheral detection | Full-size bowl to overcome claustrophobic feeling | Perfect adaptive technology to add customized points | Easy graphic representations to enhance your expertise | Perfect tool to monitor patient's visual progression | Able to be used by office staff

SL500L Digital Slit Lamp Essilor Instruments



Designed to offer high performance in contact lens fitting

- High quality optics and cutting edge led illumination
- 5 magnification levels
- Standard filters: cobalt blue, green, red
- Integrated yellow filter and background illumination
- HD digital camera DS 550 (optional)
Contact Essilor Instruments for current pricing.

SL550L Digital Slit Lamp Essilor Instruments



The professionals' solution for complete examinations of the anterior eye structure

High-quality optics and cutting edge LED illumination

- 5 magnification levels / Many slit adjustments and light-tilting features / Wide range of filters: cobalt blue, green, red, neutral density / Integrated yellow filter and background illumination / HD digital camera DS 550 (optional)
Contact Essilor Instruments for current pricing.

Haag-Streit BX 900® Slit Lamp Haag-Streit USA



Designed for Professional Photography. The BX 900 provides features for the professional ophthalmic photographer. Integrated flash, fully synchronized with the camera, slit and background illumination, are all controlled through a release mechanism immediately beside the slit lamp joystick, as well as adapters allowing for the fitting of many top of the range professional level digital and 35 mm cameras. The camera is mounted above the microscope thus allowing ease of access to the patient. This is especially useful when photographing in conjunction with hand-held diagnostic lenses. Shutter release conveniently mounted close to the operator's hand it can easily be utilized while continuously maintaining focus through the joystick of the slit lamp. Mirror housing during normal examination 100% of the light is directed to the oculars. For photography, the built-in retracting mirror directs 100% of the light to the camera. Integrated flash tube, synchronized to slit, background illumination and shutter release, Fiber optic background illumination, Mirror housing with monocular tube for camera integration and synchronization. Sutter release.
Contact Haag-Streit USA for current pricing.

3K Wireless Camera Instruments for Vision



Our 3k system was designed for slit lamps that can accept traditional imaging devices. Zeiss, Topcon, Marco, IbeX and Woodlyn. This system is based on the belief that viewing through your eyepiece is not as good as just viewing a large, Hi rez tablet. With a touch of the screen you can capture to the tablet and share your images...\$1,395.00

4K Eyepiece Cam Instruments for Vision



Our 4k eyepiece system was designed for slit lamps that could not accept traditional imaging devices. Slit lamps that have only 2 mags, better known as "Haag" style lamps. There are many advantages over the mounting of a cell phone. A Tablet is supplied to capture and share your images...\$1,250.00

OCULUS Slit Lamp SL-IC5 with ImageCam® 2 Oculus



For the first slit lamp in the OCULUS portfolio we have teamed up with one of the best in the field - the slit lamp pros from the British manufacturer Keeler. The OCULUS SL-IC5 combines sharp optics with bright, homogenous slit illumination to provide you with a clear view. A wide range of integrated color filters (blue, red free, neutral density, diffuser) improve the quality of examination results, its low hassle controls helps focusing entirely on the examination. The SCL-IC5 is a Stereomicroscope with converging binoculars and smooth-switching five-step magnification changer from 6x through 40x. Integrated in the microscope is also a yellow filter which can simply be interposed when needed. Carefully selected LED illumination modules guarantee bright, homogeneous and economically efficient lighting conditions as well as



Service & Repair:

Clean, service & repair your optometry equipment



Because it's only a matter of time until technology breaks down, wears out, and needs servicing

Extend Your Equipment's Life

Choose a professional for the service of your equipment

- Factory trained techs
- Loaner program available
- 35+ Years experience
- Local & remote support

Schedule any needed service today!

Don't Get Left Behind

IT'S TIME TO GO DIGITAL

Contact Us Today

Veatch Ophthalmic Instruments

www.VOI2020.com
800.447.7511

durability. This bundle comes with a digital port for connections to the OCULUS ImageCam@2 which is included. Images and videos can be conveniently captured by joystick rather than with the foot switch. Contact sales@oculususa.com for configuration details.

Contact Oculus for current pricing.

*Price, specifications and design are subject to change without notification.

SL-D701 Slit Lamp

Topcon



The SL-D701 Slit Lamp features LED illumination that allows for observation under a brighter, more homogeneous illumination source while the short wavelength spectrum permits the observation of minute details in the anterior chamber and vitreous. An innovative illumination system using the optional BG-5 background illuminator allows for observation and documentation of meibomian glands in the patient's lids. With its optional DC-4 Digital Photo Attachment the SL-D701 can obtain clear and sharp still images of the eye as well as vivid color videos with remarkable resolution and detail. Basic EZ Capture software is provided with the DC-4 attachment.

Contact Topcon for current pricing.

IBEX LED HD SLIT LAMP

Trevi Technology



DESIGNED TO PERFORM.....

It starts with a desire to be the best. From that point forward it's all about fresh ideas, creative thinking and the relentless pursuit of doing things better. The result is not just new technology, but better technology and very satisfied customers. There's no second chance to make a great first impression.

We sell our slit lamps direct to eye care providers. This provides us with unique and often very useful feedback. It's these suggestions which ultimately lead to superior product performance. Frankly, it's amazing what you can learn from customers when you stop and listen.

So if you're considering the purchase of new slit lamps, then we encourage you to visit our website and read what our customers have to say. Leading doctors are choosing IBEX for good reasons....they perform better, are affordable priced and our customer service is second to none. Welcome to IBEX Eye. Be Different. Be Better™

www.ibexeye.com

Portable Slit Lamps

PSL500 Portable Slit Lamp

Essilor Instruments



Big slit lamp features; portable usability

- LED technology offering better resolution, 3x longer battery usage, and illumination (module) which can last a life time
- Precision machined aluminum chassis
- Advanced optics, x10 & x16 magnification
- Controllable illumination from maximum to zero

Contact Essilor Instruments for current pricing.

PSL Portable Slit Lamp

Reichert



The Reichert PSL Portable Slit Lamp utilizes high luminance, white LED (Light Emitting Diode) light source, coupled with a lightweight and compact design that gives you the freedom of using a slit lamp where ever your practice may take you. With its battery, the PSL Slit Lamp weighs only 1.5 lbs. (0.68 kg) and fits easily and comfortably in your hand. Its ergonomic, portable design and convenient case make it an ideal instrument for non-ambulatory patients, nursing home visits and veterinary work. The PSL's high luminance light source provides about 10,000 lux of white light and has a lifespan of 50,000 hours or more. It also provides bright, consistent light, as well as the convenience of not having to replace bulbs. The PSL Slit Lamp comes with two long-lasting batteries and its own battery charger, allowing you to charge the batteries as necessary.

Please visit www.reichert.com to request a quote.

15090

Eye-Pak Complete Emergency Eye

Exam Kit
USAscopes



Emergency or Missionary Eye Exams. Complete refracting set up in one or two heavy duty, water proof cases. Customize your Eye-Pak with a phoropter, hand-held slit lamp, portable phoropter stand with spring arm, Snellen charts, lensmeter, occluder, retinoscope, ophthalmoscope, etc. Heavy Duty Cases: water proof, dust proof, retractable handle and casters, Ideal for missionary events, military kits for deployment, nursing homes, satellite offices, schools, health fairs, prisons, etc.

Missionary or Expedition Discount available, please ask for details.

Slit Lamp Accessories

Applanation Tonometer


Amcon



Amcon's Applanation Tonometer provides an accurate, yet affordable way to measure intraocular pressure. Fits easily onto our Slit Lamp. Includes three tonometer prisms. EQ-6703. Teaching Tube for Slit Lamp: Using Amcon's Beam Splitter, the Teaching Tube allows more than one user to view through the Slit Lamp simultaneously. Great for teaching facilities. EQ-6701. Beam Splitter for Slit Lamp: The Beam Splitter allows for the Teaching Tube to be applied to the Slit Lamp. EQ-6702.\$320.00/ea
EQ-6701.\$360.00/ea
EQ-6703.\$540.00/ea
90 Day Warranty.

Slit Lamp

Amcon




Amcon offers a high quality parallel optics slit lamp at an affordable price. Features Include: 12.5 Eyepiece, Adjustable Total Magnification: 6x, 10x, 16x, 25x, 40x, Eyepiece Adjustment from -5D to +3D, Continuous Slit Height: 1mm

to 8mm, Continuous Slit Width: 0mm to 9mm, Light Spot Diameter: 0.2mm, 2mm, 3mm, 5mm, 8mm, 9mm, Slit Angle: 0°-180°. Filters: Heat Absorption, Grey, Red-Free, Cobalt Blue, Red LED Fixation Light, Illumination: 12V/30W Halogen Bulb and Input Power: 110V/60 Hz. 90 Day Warranty
EQ-6700.\$3,950.00/ea

Belrose Applanation Tonometer B-870

Belrose



New Belrose Applanation Tonometer B-870 to measure intraocular pressure in millimeters hg. Accuracy not to exceed ± 0.3 mm hg. Doubling prism tip easily removable for sterilization. This tonometer designed to fit slit lamps with a parallel optical system some examples to include Topcon SL-2D, SL-2E, SL-2ED, Zeiss 100/16 and 100/125, and Marco IV. Includes prism tip and calibration rod. Reading accuracy is obtained regardless of corneal radius or scleral rigidity.

Introductory Price.....\$1195.00
Prism Tip Only.....\$95.00

Belrose Universal Chin Rest Tissues

Belrose



Designed to be used as a sanitary measure with slit lamps. Universal chin rest tissues fit most slit lamps.

Package of 1,000.\$9.00

Slit Lamp Power Supply

Belrose



New Belrose universal Slit Lamp Power Supply for 6 or 12v

Bel-SLPS.\$295.00

Remote Slit Lamp Controller

COW Industries



Used with the COW Refraction Desk. It turns on slit lamp and turns exam lights to predetermined level, automatically returns room lights to normal when slit lamp is turned off. Mounts on slit lamp arm. 115V outlet.
COWS 02-000.\$184.00

Slit Lamp Accessories

Adapter for Inclined Eye-piece Haag-Streit USA



The viewing into the microscope is inclined at 20° to the horizontal thus enabling the examiner to keep his head in a fatigue free position. Only available for the BQ 900.
Contact Haag-Streit USA for current pricing.

Chin Rest Papers Luzerne



Used to hygienically cover chin rests for slit lamps, fundus cameras, visual fields or whenever a chin rest is used. Packages of 100 or 1000
Contact Luzerne for current pricing.

Inclined Binoculars Marco



The new Marco inclined microscope head is a unique innovation that perfectly fits the busy doctor who experiences head and neck discomfort from extensive slit lamp examinations. The unlimited adjustability of the microscope head (0-60 degrees continuous) helps accommodate tall, short, or average height operators. The Marco inclined oculars mount comfortably on any Marco Ultra G-series model slit lamp.
Contact Marco for current pricing.


Large Patient Headrest Marco



The new Marco Large Patient Headrest is the only slit lamp mounted headrest that effectively accommodates the larger, difficult-to-examine patient population. A desperately needed product that doctors have been asking for, the large patient headrest provides an unobstructed, open design, that allows for easier patient access and a more comfortable hand-grip position. The large patient headrest

comfortably mounts on any Marco Ultra Series slit lamp.
Contact Marco for current pricing.

Single Mirror Gonio Lens Pacific Ophthalmic Supply



Single mirror Gonio lens with mirror angled at 62° to examine anterior chamber. Quality construction and optics. 22mm x 15mm. . . \$69.00

Three Mirror Universal Lens Pacific Ophthalmic Supply



Three mirror universal lens for examination of the anterior chamber and fundus. Mirrors angled at 59°, 67° and 75°. Quality construction and optics. 30mm x 18mm. \$89.00

Beam Splitter-Slit Lamp MGH-12 S & L Optics



This new slit lamp beam splitter is made exclusively for the Mentor GH-12 model slit lamp. Now you can attach a video camera behind the power drum changer so you can record at all of the magnifications this lamp is capable of viewing while maintaining your binocularly. Several video cameras are available.
Contact S & L Optics for current pricing.

EyeRes-SL Slit Lamp TelScreen



Introducing TelScreen's new EyeRes-SL slit lamp with EDO technology for the clearest view.

502.515.1806

www.TelScreen.com
Contact TelScreen for current pricing.

DC-4 Digital Camera

Topcon



The DC-4 Digital Camera Attachment can be added to the Topcon SL-D Slit Lamp Series to create a fully featured Digital Photographic Slit Lamp. The DC-4 can be used with the EZ Capture and the IMAGeNet® 5 Digital Imaging Systems for clear and sharp imaging of the anterior. Segment of the eye. The BG-5 LED Background Illumination of the meibomian gland.

Contact Topcon for current pricing.

Slit Lamp Video Relay Lens Topcon

Topcon



The Topcon Video Relay Lens is a fully integrated video adapter and beam splitter with single unit construction. This system provides a compact and affordable solution for video slit lamp adaptation. The unique optical system splits the image from one side only, providing the user with a bright view through the eyepiece. Variable focusing ring makes setup simple and precise. Comes standard with 1/2" C-mount adapter.
Contact Topcon for current pricing.

Diagnostic and Laser Lens EDL-78D

U.S. Ophthalmic



The Ezer EDL-78D Diagnostic Lens have optimized aspheric design for a precise indirect diagnostic with Slit Lamp and Surgical Microscope.

The EDL-78D by Ezer provides the perfect balance between magnification and field of view. This lens offers specialized, optical qualities only found in the most high-end diagnostic and laser lenses. Users will benefit immensely from the computer optimized aspheric design of the EDL-78D. It is designed for use within the range of motion of all slit lamps and is made of high-transmittance glass to achieve distortion-free, bright, clear images across the entire field. \$177.00

**The Future Is now
The Ophthalmic
Industry Is Going
Digital & for Good
Reason.**

1. Greater Efficiency & Accuracy.
2. Large Return on Investment.
3. Increased Capabilities, Integration & Connectivity.

Focus On The Patient, Not Repetitive Data Entries

- Dual cross cylinder
- Programmable sequences
- Wireless interface with pre-test equipment.

**Don't Get
Left Behind**

**IT'S TIME TO
GO DIGITAL**

Contact Us Today
Veatch Ophthalmic Instruments
www.VOI2020.com
800.447.7511

Slit Lamp Accessories

Diagnostic Lens EDL-20D

U.S. Ophthalmic



Ezer EDL-20D Diagnostic Lens; optimized aspheric design with small holding ring for precise Indirect Ophthalmoscopy.

Thanks to their tremendous versatility, the 20D lens is perhaps one of the most popular lenses used in ophthalmic today. These lenses allow practitioners to obtain a wide field of view in almost any situation. The EDL-20D by Ezer offers all of the benefits you look for in a 20D lens plus specialized, optical qualities only found in the most high-end diagnostic lenses. The lens is made of high-transmittance glass to achieve distortion-free, bright, clear images across the entire field. Whether at the slit lamp or with a headband BIO, users will benefit immensely from the computer optimized aspheric design of the EDL-20D. . . \$177.00

Ezer Diagnostic and Laser Lens EDL-90D

U.S. Ophthalmic



The Ezer EDL-90D Diagnostic Lens pursues advanced aspheric design for a precise indirect diagnostic with Slit Lamp.

The EDL-90D by Ezer is a must have for fundus exams at the Slit Lamp Microscope. This general diagnostic lens is also exceptionally well suited for examining patients with small pupils. The EDL-90D offers specialized optical qualities only found in the most high-end diagnostic and laser lenses. Users will benefit immensely from the computer optimized aspheric design of this lens. It features a small diameter ring which is ideal for dynamic funduscopy. This outstanding lens is made of high-transmittance glass to achieve distortion-free, bright, and clear images. . . \$177.00

Ezer Diagnostic Lens EDL-20D

U.S. Ophthalmic



Ezer EDL-20D Diagnostic Lens; optimized aspheric design with small holding ring for precise Indirect Ophthalmoscopy.

Thanks to their tremendous versatility, the 20D lens is perhaps one of the most popular lenses used in ophthalmic today. These lenses allow practitioners to obtain a wide field of view in almost any situation. The EDL-20D by Ezer offers all of the benefits you look for in a 20D lens plus specialized, optical qualities only found in the most high-end diagnostic lenses. The lens is made of high-transmit-

tance glass to achieve distortion-free, bright, clear images across the entire field. Whether at the slit lamp or with a headband BIO, users will benefit immensely from the computer optimized aspheric design of the EDL-20D. . . \$177.00

Ezer Motorized Stretcher EOT-3600

U.S. Ophthalmic



Ezer's EOT-3600 offers outstanding mobility, functionality and quality. This versatile motorized stretcher is ideal for eye surgery. A retractable and lockable side rail allows for easy entry and exit, with the added benefit of fall protection.

Operators can control the stretcher's movements using the manual control panel or a convenient remote control unit. You will enjoy comfortable, convenient positioning during surgery with the EOT-3600. Positioning throughout pre-op, intra-op and post-op is easy. The stretcher features an elevation system and backrest driven by extremely quiet, oil-free electric gear motors. Several positions can be achieved, including the Trendelenburg position. Best of all, this stretcher is built to last, using durable yet attractive materials that are easy to clean and provide quiet, precisely-controlled operation.

*Color: Charcoal Grey \$11,900.00

Video Slit Lamps

HS 5000 Tower Illumination Type Slit Lamp

Coburn Technologies



With the global standard Galilean converging binocular type optic system, the Huvitz HS Series of high end slit lamps offers a wider angle, live image and increased accuracy for a better and more successful diagnosis with integrated omni style joystick and trigger button for easy image and video capture.

The Huvitz Slit Lamp HS Series is offered in both the Tower Illumination type and the Integrated Illumination type models. Both types are designed in the industry standard type models used for their proven accuracy and reliability.

Features include:

- 12.5x eye pieces 6x:38.5mm, 10x:22.2mm, 16x:15.2mm, 25x:10.5mm, 40x:6.1mm
- Integrated omni style joystick and trigger button
- Images and videos can be stored simultaneously if the slit lamp is connected to image devices

• The five-position drum-style magnification changer provides a wide range of magnification from 6x to 40x

• A yellow filter is conveniently located near the ocular for effortless insertion of the fluorescein pattern

• Option filters include cobalt blue, red free, heat absorption, grey, and yellow

• LED or Halogen light source options are available

Contact Coburn Technologies for current pricing.

HS 5500 Integrated Illumination Type

Slit Lamp

Coburn Technologies



With the global standard Galilean converging binocular type optic system, the Huvitz HS Series of high end slit lamps offers a wider angle, live image and increased accuracy for a better and more successful diagnosis with integrated omni style joystick and trigger button for easy image and video capture.

The Huvitz Slit Lamp HS Series is offered in both the Tower Illumination type and the Integrated Illumination type models. Both types are designed in the industry standard type models used for their proven accuracy and reliability.

Features include:

- 12.5x eye pieces 6x:38.5mm, 10x:22.2mm, 16x:15.2mm, 25x:10.5mm, 40x:6.1mm
- Integrated omni style joystick and trigger button
- Images and videos can be stored simultaneously if the slit lamp is connected to image devices
- The five-position drum-style magnification changer provides a wide range of magnification from 6x to 40x
- A yellow filter is conveniently located near the ocular for effortless insertion of the fluorescein pattern
- Option filters include cobalt blue, red free, heat absorption, grey, and yellow
- LED or Halogen light source options are available

Contact Coburn Technologies for current pricing.

HS 7000 Tower Illumination Type Slit

Lamp

Coburn Technologies



With the global standard Galilean converging binocular type optic system, the Huvitz HS Series of high end slit lamps offers a wider angle, live image and increased accuracy for a

better and more successful diagnosis with integrated omni style joystick and trigger button for easy image and video capture.

The Huvitz Slit Lamp HS Series is offered in both the Tower Illumination type and the Integrated Illumination type models. Both types are designed in the industry standard type models used for their proven accuracy and reliability.

Features include:

- 12.5x eye pieces 6x:38.5mm, 10x:24mm, 16x:15mm, 25x:9mm, 40x:6mm
- 10x eye pieces (Optional) 5x:38.5mm, 8x:24mm, 12x:15mm, 20x:9mm, 32x:6mm
- Integrated omni style joystick and trigger button
- Images and videos can be stored simultaneously if the slit lamp is connected to image devices
- The five-position drum-style magnification changer provides a wide range of magnification from 6x to 40x
- A yellow filter is conveniently located near the ocular for effortless insertion of the fluorescein pattern
- Option filters include cobalt blue, red free, heat absorption, grey, and yellow
- LED or Halogen light source options are available

Contact Coburn Technologies for current pricing.

HS 7500 Integrated Illumination Type

Slit Lamp

Coburn Technologies



With the global standard Galilean converging binocular type optic system, the Huvitz HS Series of high end slit lamps offers a wider angle, live image and increased accuracy for a better and more successful diagnosis with integrated omni style joystick and trigger button for easy image and video capture.

The Huvitz Slit Lamp HS Series is offered in both the Tower Illumination type and the Integrated Illumination type models. Both types are designed in the industry standard type models used for their proven accuracy and reliability.

Features include:

- 12.5x eye pieces 6x:38.5mm, 10x:24mm, 16x:15mm, 25x:9mm, 40x:6mm
- 10x eye pieces (Optional) 5x:38.5mm, 8x:24mm, 12x:15mm, 20x:9mm, 32x:6mm
- Integrated omni style joystick and trigger button
- Images and videos can be stored simultaneously if the slit lamp is connected to image devices
- The five-position drum-style magnification changer provides a wide range of magnification from 6x to 40x
- A yellow filter is conveniently located near the ocular for effortless insertion of the fluorescein pattern
- Option filters include cobalt blue, red free, heat absorption, grey, and yellow
- LED or Halogen light source options are available

Contact Coburn Technologies for current pricing.

Video Slit Lamps

BP 900® LED Slit Lamp Haag-Streit USA



Digital Photography and Video. Three magnifications and imaging capabilities. Designed for routine practice, the BP 900 has a redesigned optical system and progressive functionality. Magnification changer changing between 10, 16, and 25 X magnification is by means of a simple control on the side of the microscope. 70% of the reflected light from the image is directed to the camera or video.

Contact Haag-Streit USA for current pricing.

OCULUS Slit Lamp SL-IC5 with ImageCam® 2 Oculus



For the first slit lamp in the OCULUS portfolio we have teamed up with one of the best in the field - the slit lamp pros from the British manufacturer Keeler. The OCULUS SL-IC5 combines sharp optics with bright, homogenous slit illumination to provide you with a clear view. A wide range of integrated color filters (blue, red free, neutral density, diffuser) improve the quality of examination results, its low hassle controls helps focusing entirely on the examination. The SCL-IC5 is a Stereomicroscope with converging binoculars and smooth-switching five-step magnification changer from 6x through 40x. Integrated in the microscope is also a yellow filter which can simply be interposed when needed. Carefully selected LED illumination modules guarantee bright, homogeneous and economically efficient lighting conditions as well as durability. This bundle comes with a digital port for connections to the OCULUS ImageCam@2 which is included. Images and videos can be conveniently captured by joystick rather than with the foot switch. Contact sales@oculususa.com for configuration details.

Contact Oculus for current pricing.

*Price, specifications and design are subject to change without notification.

RIGHTON MW-50D Digital Slit Lamp S4OPTIK



Introducing RIGHTON's new LED Slit Lamp MW50D: a revolution in super-wide magnification fine optics. This slit lamp employs a natural color LED light source with reduced blue that is perfect for slit images and features a wide magnification range enables both wide angle view and detailed observation. All optics are multi-coated and provide a brighter viewing system, with 22% higher transmittance

than existing models. The digital camera can acquire both still images and movies can be captured with a simple joystick operation. Contact S4OPTIK for current pricing.

RIGHTON-SL-MW-50D-CAMERA S4OPTIK



Introducing RIGHTON's new LED Slit Lamp MW50D: a revolution in super-wide magnification fine optics. This slit lamp employs a natural color LED light source with reduced blue that is perfect for slit images and features a wide magnification range enables both wide angle view and detailed observation. All optics are multi-coated and provide a brighter viewing system, with 22% higher transmittance than existing models. The digital camera can acquire both still images and movies can be captured with a simple joystick operation.

Contact S4OPTIK for current pricing.

S4OPTIK DV-1 Digital Video Camera S4OPTIK



S4OPTIK DV-1 all-in-one digital camera makes imaging simple. Images are acquired at the press of the joystick button when combined with S4OPTIK digital slit lamps. Both still images and videos can be acquired.

Contact S4OPTIK for current pricing.

Topcon Video Slit Lamp Systems Topcon



The Topcon Digital-Ready™ Series of slit lamps have an extensive range of video products that bring this documentation tool to the technologically advanced practice. The video systems incorporate various 1/2" and 2/3" video relay lenses that accept the most popular single and three chip video cameras on the market. If desired, the systems can include capture and achieving capability through the IMAGEnet™ and Synergy™ family of digital imaging products. Based on the practitioner's requirements, these packages can be connected to any of Topcon's four models of Digital-Ready™ slit lamps.

Contact Topcon for current pricing.

IBEX LED HD SLIT LAMP

Trevi Technology



DESIGNED TO PERFORM.....

It starts with a desire to be the best. From that point forward it's all about fresh ideas, creative thinking and the relentless pursuit of doing things better. The result is not just new technology, but better technology and very satisfied customers. There's no second chance to make a great first impression.

We sell our slit lamps direct to eye care providers. This provides us with unique and often very useful feedback. It's these suggestions which ultimately lead to superior product performance. Frankly, it's amazing what you can learn from customers when you stop and listen.

So if you're considering the purchase of new slit lamps, then we encourage you to visit our website and read what our customers have to say. Leading doctors are choosing IBEX for good reasons.....they perform better, are affordable priced and our customer service is second to none. Welcome to IBEX Eye. Be Different. Be Better™

www.ibexeye.com

ReSeeVit™ 5Z Video Slit Lamp

Veatch



The ReSeeVit™ 5Z video slit lamp is a complete video package including an ergonomically integrated beam splitter/video relay lens and s-video camera (not pictured). The 5Z offers the popular horizontal style light source with 10X, 16X, 25X and 40X magnification. Standard features include an infinitely variable rheostat conveniently located near the joystick and a video imaging trigger switch built into joystick. It is another addition to the ReSeeVit™ family of slit lamps that offers the best products on the market to capture clear, crisp digital images in the most ergonomic design.

Contact Veatch for current pricing.



Exam Lane Packages

Opening a new practice?
Looking to upgrade
your equipment?



Veatch exam lanes are an investment in your patients, your equipment & your business.

Bundled Packages: Save Time & Money

- Visual acuity system
- Manual or Digital Refractor
- Exam chair & stand

The Quality Tools You Need At A Price You Can Afford

Don't Get Left Behind

IT'S TIME TO GO DIGITAL

Contact Us Today

Veatch Ophthalmic Instruments

www.VOI2020.com
800.447.7511

Dry Eye Treatments

Ocusoft Dry Eye Kit
Luzerne

Kit provides all the solutions and accessories necessary for relief of Dry-Eye day or night. Kit #1 - Tears Again Solution, Tears Again Preservative-Free Ointment, 1oz. Ocusoft Lid Scrub, Solar Shield & Zipper Bag w/ holder. Kit #2 - Tears Again Night & Day Lubricant Gel, 1oz. Ocusoft Lid Scrub, Solar Shield & Zipper Bag w/ card holder.

Contact Luzerne for current pricing.

Odyssey Parasol Insertion Instrument

Luzerne



Used in conjunction with the non-sterile punctual occluders. One pair of inserters.

Contact Luzerne for current pricing.

Odyssey Parasol Plus Punctual Occluders (Sterile)

Luzerne

Ultra smooth surface finish. Small, medium, large, extra large. Sterile. Non-sterile. 1-5 pair, 6-11 pair, 12-25 pair, 26 or more pair.

Non-sterile
Sterile

Contact Luzerne for current pricing.

Odyssey Parasol Punctual Occluders (Non-Sterile)

Luzerne



Most cost effective method of punctual occlusion. Non-sterile. Small, medium, large.

10 pair

Contact Luzerne for current pricing.

Odyssey Parasol Punctual Occluders (Sterile)

Luzerne



For punctual occlusion. Opens like a parasol when inserted. Sterile. Small, medium, large. 1-5 pair, 6-11 pair, 12-25 pair, 26 or more pair.

Contact Luzerne for current pricing.

Ophthalmic Pharmaceutical Tray

Luzerne



Plastic tray to hold ophthalmic solutions and ointments. Acrylic. 10 or 15 unit trays.

10 unit trays

15 unit trays

Contact Luzerne for current pricing.

Tears Again Night & Day Gel Drops

Luzerne



Eliminates the need for tear solutions during the day and ointments at night. A water-based formulation that will not blur vision like oil-based ointments. Prolonged corneal contact time: 4-6 hours. Carboxymethyl Cellulose Sodium 1.5% (Compare to Genteal Gel).

Display - (12) 3.5 gram bottles.

3.5 gram bottle

Display

Contact Luzerne for current pricing.

Examination Lights

Penlights

Luzerne



Used to illuminate the eye during visual examination. Disposable with pocket clip. Regular & with blue filter.

Regular

w/ Blue Filter

Contact Luzerne for current pricing.

Eye Shields

Eye Shields (Metal)

Luzerne



Traditional eye shields available with or without protective cover (garter). Universal, adult and pediatric. Garters available separately.

Contact Luzerne for current pricing.

Eye Shields (Plastic)

Luzerne



Used to occlude eye in visual field testing for glaucoma. Known as a pirate patch. Tan or black plastic.

Contact Luzerne for current pricing.

Eye Shields (Plastic)

Luzerne



Eye shield in plastic blue or clear with or without garter or headband. Blue, blue w/ garter, blue w/ adj. Headband, UV clear and UV clear w/ garter.

Contact Luzerne for current pricing.

Eye Shields (Tape-Free)

Luzerne

Self-adhesive. Available in plastic or metal.

Replacement Adhesive pkg of 7

Contact Luzerne for current pricing.

LASIK Duo-Shield Bilateral LASIK**Protection**

Luzerne



Generally worn at night by patients after LASIK surgery to protect patient from accidentally injuring the eye. Clear polycarbonate vented design, clear polycarbonate moisture retention style, blue polycarbonate pin hole design (shown) and aluminum pin hole design.

25 per box

Contact Luzerne for current pricing.

Occushields

Luzerne



Used as a protective shield to protect against accidental spraying of blood or other mucus materials during surgery or when HIV is suspected. Clear, available in Encore or Standard. Standard fits OVER glasses. Encore DO NOT FIT over glasses.

Contact Luzerne for current pricing.

Operating Room Equipment

3M Opticlude

Luzerne



Provides total occlusion. Flesh-colored patch allows free eye movement. Self-adhesive, lightweight and leaves no adhesive residue. 20/box.

Contact Luzerne for current pricing.

3M Surgical Tape

Luzerne



Micropore (Paper) allows air and skin secretions to pass through. Transpore (Plastic) for securing pressure dressing. Perforated for ventilation. 1" wide.

1" x 10yds w/ dispenser

1" x 10yds.

1" x 54"

Contact Luzerne for current pricing.

Alcohol Dispensers

Luzerne



Used in doctor's office as an easy way to dispense alcohol onto cotton ball. Brown plastic bottle. 8oz.

Contact Luzerne for current pricing.

Alcohol Pads

Luzerne

Useful in a variety of medical office situations, including wound cleansing and wiping tonometer tips. Isopropyl alcohol. Individually wrapped.

200 per box

Amphyl Spray™

Luzerne



Disinfectant product that remove offensive odors. For environmental surfaces. 13oz. aerosol.

Contact Luzerne for current pricing.

Operating Room Equipment

Balanced Salt Solution

Luzerne



Preservative-free, balanced salt solution is used during surgery to irrigate the eye thus protecting corneal tissue. 18mL and 500mL available.

18mL

Contact Luzerne for current pricing.

Cidex Plus, Metricide, Tono-cide

Luzerne



Sterilizing solution for instrument. Cidex Plus & Petricide: 28-day sterilizing solution. Tono-cide: 14-day sterilizing solution. Cidex Plus - 3.4% Glutaraldehyde. Metricide - 2.5% Glutaraldehyde. Tono-cide - 2.6% Glutaraldehyde. Quart or Gallon.

Contact Luzerne for current pricing.

Cotton Tipped Applicators

Luzerne



To be used in office procedures. Sterile 6". Package of 2.

100 per box

Contact Luzerne for current pricing.

Examination Gloves

Luzerne



For use in examinations. Disposable, latex, hypoallergenic gloves. Available powderless or standard, which contains cornstarch powder. 100 per box.

Powderless

Standard

Contact Luzerne for current pricing.

Eye Pads (Sterile, Individually Wrapped)

Luzerne



Used for patching the eye after foreign body removal, surgery or a host of other conditions. 1 5/8" x 2 5/8".

Contact Luzerne for current pricing.

Facial Tissue

Luzerne

Facial tissue. Varied uses. Pop up style in professional packaging. Kleenex and generic. Kleenex - 36/case. Generic - 30/case.

Generic

Kleenex

Contact Luzerne for current pricing.

Gauze Pads

Luzerne



Useful in lieu of an eyepad or wherever a surgical dressing is required. Sterile/individually wrapped 2" x 2", 3" x 3", 4" x 4" (all 12 ply). Non-sterile: 2" x 2", 3" x 3", 4" x 4".

pkg or box

Contact Luzerne for current pricing.

Instrument Soaking Tray

Luzerne



For holding and disinfecting surgical instruments. Stainless steel. 8 1/2" x 3" x 1 1/2".

Contact Luzerne for current pricing.

Instrument Soaking Trays w/ Removable Basket

Luzerne



Plastic container with removable basket. 10" x 5" x 5", 8" x 4" x 2 1/2".

Contact Luzerne for current pricing.

Molded Surgical Mask

Luzerne



Used in the office and surgery to prevent transmission of airborne bacteria from doctor to patient. Comes with elastic headband. Non-sterile.

50 per box

Contact Luzerne for current pricing.

Ocusoft Lid Scrub for LASIK

Luzerne



For pre-surgical and post-LASIK eyelid cleansing. Ocusoft Lid Scrub pre-moistened pads.

100/bag

200/bag

50/bag

Contact Luzerne for current pricing.

Round Soaking Tray (3")

Luzerne



Plastic container with removable basket.

Contact Luzerne for current pricing.

Saline Wipes

Luzerne



For general use about the eye. Individually wrapped. Sterile.

Box of 24

Individually

Contact Luzerne for current pricing.

Sharps Container

Luzerne



Container for disposing of used syringes and needles. Bio-hazard disposal container.

2 1/2 Quarts


Quart

Contact Luzerne for current pricing.



Imaging Solutions:

Serve Your Patients Further



ReSeeVit: The latest technology, Built specifically for ophthalmic professionals

Leaders of Our Industry

Choose from our suite of imaging solutions, including:

- Anterior segment imaging
- Endothelium cell imaging
- Corneal topography
- Retinal imaging

Imaging Solutions: Providing For Your Patients.

Don't Get Left Behind

IT'S TIME TO GO DIGITAL

Contact Us Today

Veatch Ophthalmic Instruments

www.VOI2020.com

800.447.7511

Operating Room Equipment

Sporicidin
Luzerne

Used to decontaminate devices such as tonometers' tips, gonio lenses and instruments. Cleans, disinfects and deodorizes non-immersible surfaces only. Rinse with water or towel dry. Continuous residual activity up to 6 months. Towelettes: 15/box to 180/canister.

Contact Luzerne for current pricing.

Stain Free™
Luzerne

Used to remove blood, fluorescein, or stains from clothing. 4oz.

Contact Luzerne for current pricing.

Sundry Jars
Luzerne

Used in offices to organize applicators, tongue blades, gauze, etc. Jar: Applicator, Tongue Blade, 3" Dressing, 4" Dressing, 5" Dressing.

Contact Luzerne for current pricing.

Tylenol™ Caplets
Luzerne

For pain relief. Individually wrapped for office use or post-op kit. 500mg. 150 caplets per box.

Box of 150

Contact Luzerne for current pricing.

Ultra Sonic Unit
Luzerne

Instrument used for cleaning eyeglasses or instruments by filling it with water and solution and cleaning by ultra sound. 8"X5"X5" with lid and basket.

Contact Luzerne for current pricing.

Surgical Instruments

Algerbrush
Luzerne

After 6-8 hours, a metallic foreign body may result in a rust ring developing in the surrounding corneal tissue. A corneal burr used with the Algerbrush will effectively remove the ring. 0.5 or 1.0mm burr.

Complete Set
Individual Parts

Contact Luzerne for current pricing.

Cannula
Luzerne

Device used to irrigate the punctum by placing a syringe and injecting BSS in the punctum to flush it out. Lacrimal Eye Cannula (Straight) 23 gauge reinforced.

Contact Luzerne for current pricing.

Cilia (Forceps)
Luzerne

Used to grasp tissue, remove articles from eye or lid. Cilia (Ziegler).

Contact Luzerne for current pricing.

Eye & Face Packs
Luzerne

Therapeutic Hot/Cold eye & face packs are especially designed to conform to the face where application of a compress is required. PVC FDA approved non-toxic plastic material filled with non-freezable gel.

Contact Luzerne for current pricing.

Foreign Body Removal Kit
Luzerne

For removing foreign bodies. Basic kit includes Algerbrush II, Foreign Body Spud, Instrument Tray, Sterilizing Solution, 50 Sterile Eye Pads. Algerbrush size: 0.5mm burr or 1mm burr.

Contact Luzerne for current pricing.

Foreign Body Spud
Luzerne

Used for removing foreign bodies, probe. Stainless steel. Chisel.

Contact Luzerne for current pricing.

Foreign Body Spud
Luzerne

Used for removing foreign bodies, probe. Stainless steel. Golf club.

Contact Luzerne for current pricing.

Instrument Starter Kit
Luzerne

For new practice or equipping new treatment rooms. Stainless steel instruments. Algerbrush with burr, Golf Club Spud, Curved Jewels Forceps, Castroviejo Lacrimal Dilator, Desmarres Lid Refractor, Size 2. Barraquer Wire Speculum - Small (11mm), Autoclavable Cask (10" x 6"). Algerbrush II - 0.5, 1.0mm.

Contact Luzerne for current pricing.

Instrument Sterilizing Storage Tray
Luzerne

Plastic with Clear Cover. Large: 9" by 13". Small: 6" x 8".

Jeweler's #1 (Forcep)
Luzerne

Used to grasp tissue, remove articles from eye or lid. Extra delicate.

Contact Luzerne for current pricing.

Jeweler's #3 (Forcep)
Luzerne

Used to grasp tissue, remove articles from eye or lid. Delicate Short.

Contact Luzerne for current pricing.

Jeweler's #5 (Forcep)
Luzerne

Used to grasp tissue, remove articles from eye or lid. Super fine.

Contact Luzerne for current pricing.

Jeweler's #7 (Forcep)
Luzerne

Used to grasp tissue, remove articles from eye or lid. Curved.

Contact Luzerne for current pricing.

Lacrimal Dilator
Luzerne

Used to probe lacrimal duct. Available with fine & medium tips. Castroviejo Double, Stainless Steel.

Contact Luzerne for current pricing.

Lasik Marker Pads
Luzerne

Pre-inked pad for easy transfer onto corneal marking instruments. Ink effectively adheres to marker for imprinting the cornea. The lint free pad is designed to remain moist for an extended time after being opened. Saves time from using pens and minimizes risk of damaging delicate instruments.

Contact Luzerne for current pricing.

Lasik Surgical Kit
Luzerne

For pre- and post-surgical treatment. Includes: small zipper bag with card holder, Ocusoft Tears Again Night & Day Gel, Ocusoft Tears Again Liposome Lid Spray, Ocusoft Lid Scrub 4 ctn., Solar Comfort.

Contact Luzerne for current pricing.

Scissors
Luzerne

For removing stitches. Lightweight. Stainless steel.

Contact Luzerne for current pricing.

Surgical Instruments

Speculum

Luzerne




For keeping eyes open during operation on the eye or eye examination. Barraquer Wire. Small: 11mm, Large: 15mm.

Contact Luzerne for current pricing.

Sterilizing Case

Luzerne



For use when autoclaving instruments or to organize instruments. 6" x 2.5" x 7.5", 7.5" x 4" x .75", 10" x 6" x .75"

Contact Luzerne for current pricing.

Utility Forceps

Luzerne



Used to grasp tissue, remove articles from eye or lid. Curved 8".

Contact Luzerne for current pricing.

Winged Infusion Set

Luzerne



Used in performing fluorescein angiography. Referred to as Butterfly because of shape. 23g x 3/4" infusion sets with 12" or with 3.5" tubing. 25g x 3/4" infusion sets with 12" or with 3.5" tubing. Boxes of 50.

Contact Luzerne for current pricing.

Micro Color Video Camera-VAO

S & L Optics



Micro color video camera with omni-directional mounting that can be attached to your surgical loupe, slit-lamp or Excimer laser. This camera has 470 lines of resolution and is rated at 2LUX. 9mm round x 50mm long. Call for monitor, video printer and other options. Complete with cabling and power supply. 110V.

Contact S & L Optics for current pricing.



Service & Repair:

Clean, service & repair your optometry equipment



Because it's only a matter of time until technology breaks down, wears out, and needs servicing

Extend Your Equipment's Life

Choose a professional for the service of your equipment

- Factory trained techs
- Loaner program available
- 35+ Years experience
- Local & remote support

Schedule any needed service today!

Don't Get Left Behind

IT'S TIME TO GO DIGITAL

Contact Us Today

Veatch Ophthalmic Instruments

www.VOI2020.com

800.447.7511

Lenses

Accommodative Flippers

Amcon



Powers: +/-0.25, +/-0.50, +/-0.75, +/-1.00, +/-1.50, +/-2.00. Used in vision therapy, with over-refraction for contact lens fittings, and for bifocal add demonstrations. Includes one pair of plus spherical lenses and one pair of minus spherical lenses. EQ-6025 +/-0.25, EQ-6100 +/-1.00, EQ-6050 +/-0.50, EQ-6150 +/-1.50, EQ-6075 +/-0.75 and EQ-6200 +/-2.00..... \$19.95/ea

Jackson Cross Cylinders

Amcon



Used during trial frame refraction. Sold in sets of two different powers in one wooden storage box. EQ-6015 ±0.25 & ± 0.50D, EQ-6016 ±0.75 & ±1.00D and EQ-6017 ±1.25 & ±1.50D..... \$29.00/set of 2

Retinoscopy Racks

Amcon



Used in retinoscopy (skiascopy) during an exam. Padded wooden storage box contains four racks: two convex (plus) and two concave (minus). Each rack contains seven lenses and a printed metric scale on the side. Powers include ±0.50D to 12.00D. EQ-6020..... \$165.00/ea

Trial Lens Holder/Flipper Kit

Amcon



The virtually unbreakable black plastic makes a very rigid lens holding tool. The two lens holders, one nose bridge, and one handle snugly fit together. Buy two or more kits to use your experience and imagination to create just the right lens holder tool for you. The possibilities are unlimited! EQ-6010..... \$28.50/ea

Jackson Cross Cylinder Test

Belrose



Checks for patient's axis and power refinement. Long metal knurled handle for ease of operation. Color coded with Red and White numbers. Available in 6 powers: ±0.12, ±0.25, ±0.37, ±0.50, ±0.75, or ±1.00..... \$29.00 ea.

Retinoscopy Rack Set

Pacific Ophthalmic Supply



Helps to determine refractive error. includes four wooden bars: 3 plus and 3 minus, 7 lenses in each rack. Lenses range from .50D to 12.00D in both plus and minus. Comes with protective wooden cases. \$119.00

S & L Retinoscopy Racks

S & L Optics



New item! High quality Retinoscopy Racks with glass lenses. 7 lenses in each wooden rack with power starting at .50, 1.00, 1.50, 2.00, 2.50, 3.00, 3.50, 4.00, 5.00, 6.00, 7.00, 8.00, 10.00, and 13.00 in BOTH plus and minus. Lens diameter is large (almost one inch) and the powers are painted on both sides of the bars. Red painted handles for the minus and black for the plus all bars have a PD scale on them to 70mm. You won't find a nicer rack on the market today!

Contact S & L Optics for current pricing.

Prism Sets

Luneau Horizontal Prism Bar

Amcon



Contains the following prism diopters: 1, 2, 4, 8, 12, 14, 16, 18, 20, 25, 30, 35, 40, along with a loose 45 diopter prism. Includes storage case. SC-8400..... \$125.00/ea

Luneau Vertical Prism Bar

Amcon



Contains the following prism diopters: 1, 2, 3, 4, 5, 6, 8, 10, 12, 14, 16, 18, 20, 25, along with a loose 30 diopter prism. Includes storage case.

SC-8402..... \$125.00/ea

Trial Frame Clip Ons

Trial Lens Clips

Amcon



Clip onto patient's current frame for over-refracting. Each trial lens clip holds 3 trial lenses. Printed axis scale assures proper cylinder alignment. One pair per box. EQ-6009..... \$79.00/pr

S4OPTIK Trial Frame

S4OPTIK



S4OPTIK's Trial Frame allows multi-adjustments to cater to any patient. The Trial Frame has clear, precise scales for easy use and is extremely lightweight, yet durable.

Contact S4OPTIK for current pricing.

Trial Frames

Titanium Trial Frame

Amcon



Durable but lightweight titanium trial frame has 3 pairs of trial lenses holders in front and one pair behind frame. PD adjusts from 54mm-70mm. Temples and nose pads adjust for a comfortable fit. EQ-6008..... \$121.95/ea

Trial Frame

Amcon



Metal and plastic frame holds 3 pairs of 38mm lenses. Right and left PD adjust from 48-80mm. Inner diameter of lens frame is 32.5 mm. Temples adjust for a perfect fit. EQ-6005..... \$125.00

Belrose Trial Frame

Belrose



All new Belrose Trial Frame accurately accommodates 4 pairs of 38mm trial lenses. Leaf spring loaded temples assures patient comfort, with full range of fingertip control adjustments. All metal construction, durable yet lightweight.

Introductory Offer \$99.00

SKIOSCOPY Len Rack Set

Belrose



All New light Weight Skioscopy lens rack set. 16 lenses on each bar provides 32 power without any additional lenses. Power ranges include plus or minus 0.50D to 4.00 Diopter in 1/2 D steps then from 4.00 to 15.00 Diopters in 1D steps. Two color code racks red for minus with concave cut out on handle and black for plus lenses with raise marking on handle. Length of each rack is 10 7/8 x 1 7/8" both inserted in protective blue case BEL-L2..... \$139.00

Lombart Metal Trial Frame

Lombart Instrument



Our metal trial frame is fully adjustable and durably constructed and provides excellent, economical value.

Contact Lombart Instrument for current pricing.

MTL Trial Frame

Marco



Provides fingertip control of complete range of adjustments. Holds four 1-1/2" (3.8cm) trial lens rings; correct cell spacing insures additive powers results. Built-in, angled corneal aligning sights. Lightweight, all-aluminum unit. 7028. 7028-A Perlestein trial frame flip cylinder (0.25, 0.37 or 0.50).

Contact Marco for current pricing.

Trial Frames

OCULUS Adult Half Eye Trial Frame Oculus



This is designed to accommodate 3 pairs of 38mm half lenses. The PD adjusts from 59-67mm. It has a fixed bridge with adjustable sides and an optional, adjustable nose rest.

Contact sales@oculususa.com for pricing.

OCULUS Universal Trail Frame UB 6 Oculus



The UB 6 is the newest generation in OCULUS trial frames, it is carefully crafted by hand with the highest attention to detail. All materials are optimally fine-tuned in their coordination, inspected, and measured with our 3D-coordinate measuring machine. This new trial frame lets you change 6 pairs of 38mm diameter trial lenses, includes separate right and left PD adjustments from 46-80mm with a new, easily adjustable nosepiece, side length and angle to ensure patient comfort. A flexible double earpiece was added for the perfect anatomical fit.

Contact sales@oculususa.com for configuration details.

Contact Oculus for current pricing.

*Price, specifications and design are subject to change without notification.

OCULUS Universal Trial Frame UB 3 Oculus



A true product of German precision, this traditional refraction device for up to 5 pairs of trial lenses has been the standard for quality around the globe. This is the trial frame standard for durability, reliability and is a long lasting value trial frame.

Contact sales@oculususa.com for pricing.

OCULUS Universal Trial Frame UB 4 Oculus




Introducing the ergonomic refraction design from OCULUS that is easy to use and easy to wear. This lightweight trail frame lets you change up to 5 pairs of DIN or BSI-norm 38 mm diameter trial lenses quickly, includes

separate right and left PD adjustments from 46-80mm with an easily adjustable nosepiece, side length, and angle to ensure patient comfort. The closed side design keeps hair from being trapped. Color coded adjustment knobs make for fast adjustment. Trial frame can be washed in an ultrasonic bath or with soap and water to maintain its clean, light colored look. A pediatric nose pad is included.

Contact sales@oculususa.com for pricing.

Trial Frame Pacific Ophthalmic Supply



Used with trial lens set to aid in refractive error diagnosis. Metal construction with full range of adjustments, will accept up to 3 pair of lenses. PD range 50-80mm. Fully adjustable. \$59.00

Trial Frame Pacific Ophthalmic Supply



Used with trial lens set to aid in refractive error diagnosis. Metal and plastic construction with full range of adjustments, will accept up to 3 pair of lenses. PD range 50-80mm. Fully adjustable. \$97.50

TF50 Trial Frame Reichert



This lightweight trial frame is a necessary addition to any Trial Lens set. The Reichert Trial Frame provides a comfortable fit and smooth controls for quick and easy lens fitting. The durable design, high-quality materials and precision assembly ensure years of trouble-free use.

Please visit www.reichert.com to request a quote.

15010 TF50

A-1 Trial Frame S & L Optics



Very lightweight titanium trial frame. Adjusts to every face with features not seen on most trial frames. P.D. adjustment by single knob and very comfortable bridge. \$175.00

Trail Frame SL1 S & L Optics



Nice lightweight trial fram in the A/O universal style you all use and love. All the usual features at a fraction of the cost.
Contact S & L Optics for current pricing.

Topcon Trial Frame Topcon



Metal construction. Practical screw-thread design extends the life of the trial frame by allowing easy replacement of springs and other components. Leaf spring-loaded temples hold frame comfortably on patient's head. Full range of adjustments. Precisely holds four 1-1/2" (3.8cm) trial lenses to ensure accurate additive power results.
Contact Topcon for current pricing.

Luxvision - Fix Trial Frame PD Scales - TF-20 U.S. Ophthalmic



The TF-20 Fix Trial Frame PD Scales is a perfect choice for any dispensary. It is a box with 4 pieces of fixed PD scales of 50 to 56 and 6 pieces of fixed PD scales of 58 to 68. The TF-20 is easy to use, lightweight, and best of all, economical.

*PD Scale: PD50, PD52, PD54, PD56, PD58, PD60, PD62, PD64, PD66, PD68 \$18.00

Luxvision - Trial Frame - TF-50 U.S. Ophthalmic



High-quality trial frames remain an essential tool in eye care practice. They reduce prescription remakes by giving patients an opportunity to experience their new glasses before paying for them.

The TF-50 trial frame is a perfect choice for any dispensary. It is both versatile and completely adjustable. This high quality trial frame features soft ear rests and holds up to four lenses on each side. The TF-50 is an excellent trial frame at an outstanding value. . . . \$111.00

Luxvision - Trial Frame - TF-70 U.S. Ophthalmic



The TF-70 Universal Trial Frame is a perfect choice for any dispensary. This high quality



The Future Is now
The Ophthalmic
Industry Is Going
Digital & for Good
Reason.



1. Greater Efficiency & Accuracy.
2. Large Return on Investment.
3. Increased Capabilities, Integration & Connectivity.

Focus On
The Patient,
Not Repetitive
Data Entries

- Dual cross cylinder
- Programmable sequences
- Wireless interface with pre-test equipment.

Don't Get
Left Behind
IT'S TIME TO
GO DIGITAL

Contact Us Today
Veatch Ophthalmic Instruments

www.VOI2020.com
800.447.7511

trial frame features soft ear rests and holds up to five lenses on each side.

It also offers fully adjustable bridge height and inclination that you can easily fasten with well-crafted knobs. High-quality trial frames remain an essential tool in eye care practice. They reduce prescription remakes by giving patients an opportunity to experience their new glasses before paying for them. The TF-70, in particular, is an especially high-quality trial frame that's durable and easy to use. It also is completely adjustable and exceptionally versatile. \$183.00

Luxvision – Trial Lens Set – TL-266

U.S. Ophthalmic



The Luxvision TL-266 features 266 hand-crafted glass lens pieces secured in metal rings. This robust kit comes in your choice of a leather or aluminum case with removable tray, diopter indicators, and dual combination locks for security.

Wide ranging sphere and cylinder powers, two cross cylinder lenses and a variety of accessory lenses will allow you to perform better testing on your entire patient base. This classic form of refraction enhances prescription accuracy for low vision patients in particular, offering accurate vertex distance, which is very helpful for high refractive error patients. Similarly, any patient who relies on eccentric viewing and needs to move their eyes or head to see around a scotoma can greatly benefit from trial frame refracting.

- *Trial Frame not Included
- *Case: Leather / Aluminum
- *Rings: Metal \$384.00

MTF-3 Trial Frame
USAsopes



Classic lightweight, durable, fully adjustable PD and temple lengths. \$95.00
Missionary or Expedition Discount available, please ask for details.

Trial Lens Sets

104 Piece Trial Lens Set

Amcon



SPHERES: + and - (pairs): 0.25, 0.50 - 5.00 in 1/2 diopter increments, 6.00 - 12.00 in full diopter increments. CYLINDERS: + and -, 0.25, 0.50, 0.75, 1.00, and 2.00 (in pairs), 3.00 and 4.00 (1 of each). PRISMS: 0.50 and 1.00. ACCESSORIES: Pin Hole Lens, Frosted Lens, Occluder Lens, Double Prisms (0.5 and 1.0), Slit Lens, Cross Cylinder, Red Filter Lens, Padded Aluminum Case, Green Filter Lens and Large Microfiber Cloth.
EQ-6003. \$210.00/ea

Basic Trial Lens Set

Amcon



266 Full Diameter (38mm) Trial Lenses. SPHERES: + and - (pairs): 0.25 - 6.00 in 1/4 diopter increments, 6.50 - 10.00 in 1/2 diopter increments, 10.00 - 16.00 in full diopter increments, 18.00 diopter and 20.00 diopter. CYLINDERS: + and - (pairs): 0.25 - 4.00 in 1/4 diopter increments, 4.50 - 6.00 in 1/2 diopter increments. PRISMS: 0.50, 1.00, 2.00, 3.00, 4.00 (pairs) and 5.00, 6.00, 8.00, 10.00
EQ-6004. \$395.00

Belrose Perimeter Trial Lens Set

Belrose



This all new trial set is designed especially for trial lens holders in fields and perimeter instruments by providing a great selection of the following 80 full field lenses. A quantity of 28 plus and minus spheres from 0.25 to 16.00 and a quantity of 12 plus and minus cylinders from 0.25 to 5.00. A truly unique trial set that has wooden red velvet lined "removable tray" that measures only 9-7/16" x 9-7/16" x 1-7/16" then lodges into a black case that measures only 11-1/8" x 10-9/16" x 2-3/8". Take it home to check family members or an occasional nursing home visit.

Introductory Offer \$195.00

Trial Lens Set-Full Diameter

Belrose



Diagnosis of patient refractive errors. Features: Provides full diameter bi-convex and bi-concave metal-rimmed lenses. Has 191 total lenses to include 35 pairs of plus and minus spheres 0.12D to 20.00D, 17 pairs of plus or minus cylinders 0.12D to -6.00D, 12 prisms from 1/2 - 8, and 5 accessory lenses. All in velvet-lined removable tray and Black leather locking carrying case. Tray only 20-7/16" x 12-1/2", case only 21-1/16" x 13-1/8" approx. Approx. 11lb.

Locking Carrying Case \$125.00
Plus or Minus Cylinder Trial Lens Set \$495.00
Tray Only \$150.00
Replacement Lenses
Acc. or Prisms \$20.00 ea.
Spheres or Cyl. \$18.00 ea.

Lombart Trial Lens Set

Lombart Instrument



Quality optics and construction, available with minus, plus or both sets of cylinders. Includes custom carrying case.

Contact Lombart Instrument for current pricing.

Custom Corrected Curve Trial Lens Set

Marco



Corrected curve meniscus convex and concave color-coded lenses. 18mm, 25mm dia. in standard 38mm anodized aluminum mounts. Large, high-impact plastic tray with detachable cylinder trays. Optional carrying case with cushioned cover. Complete or limited set of lens powers available. 7007 Custom deluxe (+, -) cyl. 7008 Tray w/+ cyl. only. 7009 Tray w/- cyl. only for custom. 7010 - cyl. only. 7011 + cyl. only. 7012 Limited custom (+, -) cyl. 7013 + cyl. only for limited custom. 7014 - cyl. only for limited custom. 7015 Tray w/+ cyl. only. 7016 Tray w/- cyl. only. Accessories: 7017 Carrying case deluxe/lt. 7018 Sphere tray only. 7019 Cylinder tray only. Replacement Parts: 7020 Sphere lenses. 7021 Cylinder lenses. 7022 Prism lenses. 7023 Accessory lenses.

Contact Marco for current pricing.

Trial Lens Set

Marco



The Marco full diameter trial lens set offers a more even distribution of bi-convex and bi-concave lenses, from lower to higher power. The 35-6TW trial lenses incorporate metal rims which ensure strength and stability, satin-finish handles with the lens power engraved on both sides, and square and round handles to visually indicate plus or minus power; gold plated cylinder lenses also help distinguish the cylinder lenses from sphere lenses. The 35-6TW trial lens set comes standard with an attractive vinyl carrying case and a modern hard-composite lens tray that is much easier to clean and maintain. The Marco Perimeter trial lens set consists of a more modest selection of the same quality lenses that are found in the 35-6TW trial lens set.

Contact Marco for current pricing.

TS 75 Trial Lens Set

Reichert



The Reichert Lens Set contains 228 Full-view lenses with polished metal rims that come in an elegant carrying case. 70 Spherical Concave lenses: 0.12 to 20.0 Diopters (0.12/0.25D increments). 70 Spherical Convex lenses: 0.12 to 20.0 Diopters (0.12/0.25D increments). 34 Cylindrical Concave lenses: 0.12 to 6.00 diopters (0.12/0.25D increments). 12 Prismatic lenses: 0.5(2), 1(2), 2(2), 3, 4, 5, 6, 7, 8. Eight accessory lenses: red, green, slit, Occluder, 1" hole(2), cross cylinder(2).

Please visit www.reichert.com to request a quote.
15015 \$540.00

S & L Trial Set P91

S & L Optics



New small trial set perfect for rounds, nursing homes, externships, visual field machines and screenings! 91 total lenses including 68 spheres starting with +/- .25 and going to 10 diopters. 16 minus cylinders to 3.0 diopters. One .50 cross (flip) cylinder. Lenses are etched on BOTH SIDES with the power and plus lenses have rounded handles while the minus lenses have square handles making it impossible to mix them up! Removal tray, leather lockable case and large microfiber cleaning cloth make this set simply the best small set on the market today. Trial frame available as an option.

Contact S & L Optics for current pricing.

SL-03 Standard Trial Lens Set

S & L Optics



287 lenses in this full diameter trial lens set! Spheres from +/- 0.12 to 20 diopters. Both plus and minus cylinders from .25 to 8 diopters! The set has +/- .37 spheres and an extra set of the .25 and .50 spheres since these are used the most. There are 14 prisms from 0.50 to 10 diopters. 16 accessory lenses including three hand-held cross (flip) cylinders and two Maddox rods (both red and white). This set is our standard luster set with the lens powers etched on both sides of the handles! The minus lenses also have a square handle and the plus lenses have a rounded handle so that you will never mix up any lenses again. The lockable leather case is hinged to keep it open and the insert tray is easily removed by two metal handles. We also have a beautiful color coded set in the same configuration. This new set is complete! You won't find a set with more lenses than this one or a nicer one at the most reasonable price. We don't sell skimpy or cheap lens sets. Trial frames are available.

Contact S & L Optics for current pricing.

Trial Lens Sets

S4OPTIK Full Aperture Trial Lens Set S4OPTIK



S4OPTIK precision trial lens set WITH PLUS AND MINUS CYLINDERS features full aperture lenses in color-coded lens rings (red and black) which make their use easy and intuitive. Set includes 260 pieces.

Contact S4OPTIK for current pricing.

S4OPTIK Perimeter Trial Lens Set S4OPTIK



S4OPTIK Perimeter Full Aperture Trial Lens Set with Wooden Case with Plus or Minus Cylinder lenses. 68 pieces

Contact S4OPTIK for current pricing.

Deluxe Trial Lens Set Topcon



Corrected curve set. Exact correction reads directly from the lenses in trial frame as each lens compensates for thickness, air spacing, and position. Sturdy, lightweight aluminum, color-coded rings. All lenses cemented and firmly clamped to ensure precise alignment. Available in minus cylinder only, plus cylinder only, or both plus and minus cylinders. Includes: 36 minus power spherical lenses (0.12D to 20.00D); 43 plus power spherical lenses (+0.12D to +20.00D); 48 cylindrical lenses in plus and minus powers (0.12D to 8.00D); 13 prismatic lenses; 8 accessory lenses.

Contact Topcon for current pricing.

Full Diameter Trial Lens Set Topcon



The Topcon Full Diameter Trial Lens Set is a cost-effective combination of spheres, cylinders and accessory lenses. These economical bi-convex and bi-concave lenses are mounted in metal rims that have the lens power engraved in both sides of the handle. The full diameter lens provides a wide field of view during refraction. If desired, these lenses can be comfortably used with instruments that require a patient's correction such as in visual field testing. The Topcon Full Diameter Trial Lens Set is supplied with a handsome velvet lined vinyl carrying case. Includes: 35 pairs each plus & minus spheres, 17 pairs each plus

& minus cylinders, 9 prisms & 6 miscellaneous accessory lenses.

Contact Topcon for current pricing.

MTL-3 Trial Lens Set USAsopes



Complete selection of full diameter, glass lenses in metal rims. Vinyl carrying case with removable velvet covered tray.

Medium Set + & - Sph to 16D and Cyl to 4D.
\$495.00

Large Set + & - Sph to 20D and Cyl to 6D. . .
\$595.00

Small Set + & - Sph to 10D and Cyl to 2D
Many other options available upon request. \$395.00
Missionary or Expedition Discount available, please ask for details.

Veatch Full Diameter Trial Lens Set + and - Cylinders Veatch



Our high quality Trial Lens sets are unmatched for value. You can be confident the lens power is ground to exacting requirements. The full diameter set provides a full range of sphere and cylinder lenses. The cylinders lenses are provided in both + and - cylinder powers. The perimeter set is a limited number of lenses designed for use with perimeter testing equipment.

Contact Veatch for current pricing.



Exam Lane Packages

Opening a new practice?
Looking to upgrade
your equipment?



Veatch exam lanes are an investment in your patients, your equipment & your business.

Bundled Packages: Save Time & Money

- Visual acuity system
- Manual or Digital Refractor
- Exam chair & stand

The Quality Tools You Need At A Price You Can Afford

Don't Get Left Behind

IT'S TIME TO GO DIGITAL

Contact Us Today

Veatch Ophthalmic Instruments

www.VOI2020.com
800.447.7511

Biometry

Gilras Biometer + Pachymeter GRU-5000AP

U.S. Ophthalmic



Gilras GRU-5000 A/P is a cost-effective Ultrasonic A-Scan Biometer Pachymeter which eliminates signal loss delivering amazing clear images.

The GRU-5000 A/P combines two indispensable tools into one compact unit. This Gilras unit allows for both A-Scan biometry as well as pachymetry. An essential part of ophthalmic practice, A-scan ultrasound is crucial in the preoperative evaluation of cataract surgery patients. The Gilras GRU-5000 A/P technique takes multiple, accurate readings and offers a wealth of features that will help you deliver better patient care and select an appropriate intraocular lens (IOL) power for cataract patients. Likewise, you can count on the precise corneal pachymetry readings you'll achieve with the GRU-5000 A/P. Whether you are comanaging LASIK, screening for keratoconus, preparing for LRI surgery, or going the extra mile with your glaucoma patients, this unit is programmed with all the features and data tools you will need. You'll get all this and more in a portable, sleek design when you choose the GRU-5000 A/P.

20456 5,764.00

Gilras Biometer GRU-5000A

U.S. Ophthalmic



Gilras GRU-5000 A is a high-end yet cost-effective Ultrasonic A-Scan Biometer delivering easy and fast diagnostic.

A-scan ultrasound is an essential part of ophthalmic practice and an indispensable tool, particularly in the preoperative evaluation of cataract surgery patients. The Gilras GRU-5000 A technique takes multiple, accurate readings and offers a wealth of features that will help you deliver better patient care and select an appropriate intraocular lens (IOL) power for cataract patients. With the GRU-5000 you will enjoy a full range of features in a portable, sleek design that offers an easy-to-use color touch LCD screen.

20449 3,696.00

Multifunction

Ultrasonic A/B scanner EUS-2600

U.S. Ophthalmic



Ultrasound became a standard diagnostic modality in almost all medical specialties including Ophthalmology. For this reason Ezer engineered an ophthalmic ultrasound imaging system with amazing characteristics - it's

sophisticated yet easy to use, portable, and has an affordable price.

The portable EUS-2600 Ultrasonic A/B scanner was designed with eye-care professionalism in mind. It provides a single solution for ophthalmic diagnostics by combining an A-Scan, B-Scan in one, easy-to-use platform. This product consists of a main unit, application software, a 10MHz A-Scan probe, a 10MHz B-Scan probe, an optional 20MHz B-Scan probe (not included in equipment), a footswitch, a wireless mouse/keyboard combo, and a power adaptor.

It is also intended for biometric measurements supporting convenient operations by using mouse, keyboard, touchscreen and footswitch. Patient records are easily saved, printed, or transferred via USB connection.

20455 10,205.00

Earn up to
18-28 CE
Credits*

NEW TECHNOLOGIES
& TREATMENTS IN
2019 EYE CARE



REVIEW OF OPTOMETRY®
EDUCATIONAL MEETINGS OF CLINICAL EXCELLENCE

Join us for our
2019 MEETINGS



FEBRUARY 15-19, 2019 - ASPEN, CO

Annual Winter Ophthalmic Conference

Westin Snowmass Conference Center

Program Co-chairs: Murray Fingeret, OD, and Leo Semes, OD

REGISTER ONLINE: www.skivision.com



MARCH 7-10, 2019 - ORLANDO, FL

Disney Yacht & Beach Club

Program Chair: Paul Karpecki, OD, FAAO



APRIL 11-14, 2019 - SAN DIEGO, CA**

Manchester Grand Hyatt

Program Chair: Paul Karpecki, OD, FAAO



May 17-19, 2019 - NASHVILLE, TN

Gaylord Opryland

Program Chair: Paul Karpecki, OD, FAAO



NOVEMBER 1-3, 2019 - BALTIMORE, MD

Renaissance Baltimore Harborplace

Program Chair: Paul Karpecki, OD, FAAO

Visit our website for the latest information: www.reviewsce.com/events
e-mail: reviewmeetings@jhihealth.com or call: 866-658-1772

Administered by

Review Group Vision Care Education, LLC



*Approval pending



**16th Annual Education Symposium
Joint Meeting with NT&T in Eye Care

Review Group Vision Care Education, LLC partners with Salus University for those ODs who are licensed in states that require university credit.
See www.reviewsce.com/events for any meeting schedule changes or updates.



optomap®

▶ **optomap®** Images beyond the vortex vessels
in less than half a second

the ONLY 200° single-capture image

Contact us for your risk-free evaluation at 800-854-3039 or BDS@optos.com



A Nikon Company



Building *The* Retina Company