

The logo for QUATTRO features the word in a white, bold, sans-serif font. The letter 'Q' is stylized with a red arrow pointing from its bottom-left curve towards the center of the letter.


QUATTRO

The text 'ADELO series' is displayed in a white, sans-serif font against a solid red background. 'ADELO' is in a larger font size than 'series' which is positioned directly below it.

ADELO
series



ADL918



Adelo Series

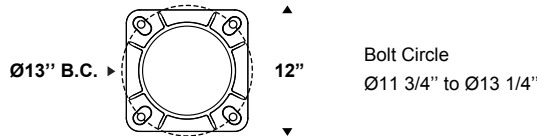


QUATTRO

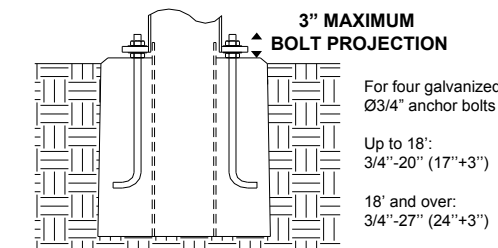
www.quattrolighting.com

The ADL918 Series fixture is made of a Ø8 5/8" extruded aluminum tube x 0.148" thick (SCH10), diagonally cut and welded. Complete with brushed acrylic curved lens. The removable end cap gives you access to the electrical components. For ease of access, the internal components are assembled on a removable sliding tray. Optional: Button type photocell or twist lock photocell receptacle with or without painted photocell cover (select one).

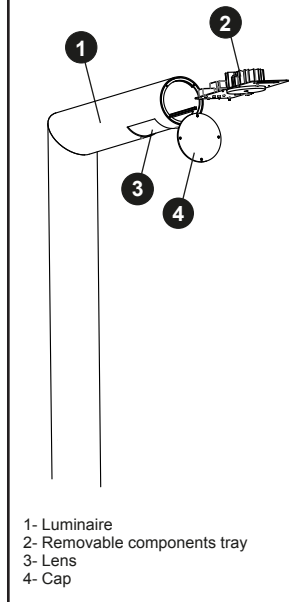
ANCHOR BASE DETAILS



INSTALLATION DETAILS



MAINTENANCE



SHOWN WITH #BQ910 BASE COVER

ORDERING INFO

HID = WATT / SOURCE / SOCKET

PRODUCT	OPTIC	LED = WATT / ENGIN/ KELVIN DEGREE	VOLTAGE	HEIGHT	BASE COVER	COLOR	OPTION
ADL918	L3	71LEDV 4.0	U	16	BQ910	BKTX	PBT

OPTIC

ORH3
Full Cut-Off Reflector Horizontal lamp
Type 3

L*
Full Cut-Off LED Module
IP66 Rated
*Type 2, 3, 4 & 5

LENS

GAB: Brushed Acrylic Lens

WATT / SOURCE

LED 24 / 36 / 47 / 71 / 94 / 109 / 145
Other wattage available upon request

LEDV (TYPE 2, 3, 4 & 5)
3.0 = 3000K, 4.0 = 4000K
The arm is tilt from 0 to 10°

option upon request 0/10volts, dimming system control+ RGBW

COLOR

TEXTURED FINISH	FINE TEXTURED FINISH
BKTX Black	BKST Black
BZTX Bronze	ANST Anthracite
GNDTX Dark Green	GYST Grey
GNTX Green	SANST Metallic Sand
BUTX Blue	
RDTX Red	SMOOTH FINISH
GYTX Grey	SYSM Nu Sparkle Silver
TANTX Tan	
WHTX White	

METAL HALIDE

50 / 70 / 100 / 150 / 175
70 / 100 / 150 / 175 / *250 / * 400
*Special - need to ask the factory

MH **MED** (Medium)
MOG (Mogul)

HIGH PRESSURE SODIUM

35 / 50 / 70 / 100 / 150
50 / 70 / 100 / 150 / 200 / *250 / *400
*Special - need to ask the factory

HPS **MED** (Medium)
MOG (Mogul)

VOLTAGE HPS/ MH / LED SOURCE

LED: U (120 @ 277)
H (347 @ 480)

SINGLE TAP: 120 / 208 / 240 / 277 / 347 / 480
DUAL TAP: DT1/_ * (120-240)
DT2/_ * (120-277)
TRI TAP: TT1/_ * (120-208-240)
TT2/_ * (120-277-347)
QUAD TAP: QT/_ * (120-208-240-277)
* = connected at _____ volts

OPTIONS

TP: Tamper proof screw (access door)
PBT: Button type photocell
PTL: Twist lock photocell receptacle (photocell not included)
PTL1: Twist lock photocell receptacle c/w painted cover (same color as fixture)
DR: Duplex receptacle c/w weatherproof cover
GFI: Duplex receptacle c/w ground fault interrupter and weatherproof cover