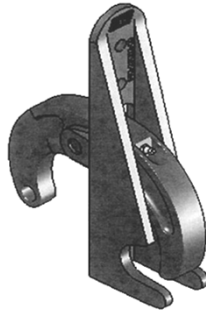



# East Manufacturing Corporation

[www.eastmfg.com](http://www.eastmfg.com)



# Hardware Parts Catalog

**Volume 1**

revised 10/12 ef



*EAST HARDWARE*

# TABLE OF CONTENTS

| CATEGORY                                   | PAGE NO |
|--|---------|
| <b>ALUMINUM TAILGATE HARDWARE</b>          | 3       |
| <b>HOIST &amp; ALUM. BULKHEAD HARDWARE</b> | 7       |
| <b>BODY HARDWARE</b>                       | 8       |
| <b>HARDWARE FOR STEEL BODY</b>             | 10      |
| <b>TAILGATE AIR CYLINDERS &amp; VALVES</b> | 11      |
| <b>LANDING GEAR</b>                        | 12      |
| <b>MUD FLAPS</b>                           | 13      |
| <b>HARDWARE FOR FRAMELESS</b>              | 14      |
| <b>HARDWARE FOR PLATFORM</b>               | 16      |
| <b>PLATFORM LOAD SECUREMENT</b>            | 17      |
| <b>HARDWARE FOR UNLOADER / TIPPER</b>      | 18      |
| <b>HARDWARE FOR GENESIS</b>                | 20      |
| <b>HARDWARE GENESIS HYBRID</b>             | 27      |
| <b>EAST HARDWARE KITS</b>                  | 32      |

| PART NO.     | ITEM   | TOP HARDWARE |
|--------------|--|--------------|
| 566-05005-00 | Standard Top Pin                                 |              |
| 044-10003-00 | Stainless Steel Pin Shim                         |              |
| 545-05002-00 | Weld On Retainer Pin Washer                      |              |
| 542-18040-08 | 4" x 1/2" Carriage Bolt (used to attach top pin) |              |
| 540-02000-08 | 1/2" Flat Washer                                 |              |
| 540-14000-08 | 1/2" x 13 Lock Nut                               |              |

| PART NO.     | ITEM                                       |  |
|--------------|--|--|
| 566-05007-00 | Threaded Top Pin (side swing applications) |  |
| 542-09032-03 | 3/16" Safety Clip                          |  |
| 044-20030-00 | Nut & Handle ( side swing)                 |  |

| PART NO.     | ITEM                       |  |
|--------------|----------------------------|--|
| 552-05002-00 | Standard Bolt-On Top Hinge |  |
| 566-15012-00 | 90 Degree 5/8" Pin         |  |
| 542-09032-03 | 3/16" Safety Clip          |  |

| PART NO.     | ITEM                                  |  |
|--------------|---------------------------------------|--|
| 552-05006-03 | Two Way Overslung (pass side) Hinge   |  |
| 552-05007-03 | Two Way Overslung (driver side) Hinge |  |
| 540-05150-12 | 15 1/2" x 3/4" Bolt                   |  |
| 540-14000-12 | 3/4" Hex Nut                          |  |
| 566-05012-00 | Overslung Hinge Pin                   |  |

| PART NO.     | ITEM                  |  |
|--------------|-----------------------|--|
| 557-05020-01 | Overslung Hinge Block |  |
| 566-05012-00 | Overslung Hinge Pin   |  |

| PART NO.     | ITEM                       |  |
|--------------|----------------------------|--|
| 566-15013-00 | Hinge / Side Swing Pin     |  |
| 044-20044-00 | Lynch Pin Safety Clip      |  |
| 044-20043-00 | Side Swing Pin with Handle |  |
| 044-20044-00 | Lynch Pin Safety Clip      |  |

| PART NO.     | ITEM  |  |
|--------------|---|--|
| 553-05008-00 | Old Style Overslung Hinge (90 degree Frame type trls) |  |
| 553-05007-00 | Old Style Overslung Hinge (45 degree Frameless trls)  |  |
| 095-10170-00 | Overslung Hinge (20 degree rear pocket)               |  |
| 552-05008-02 | Overslung Hinge (two bolts - pass side)               |  |
| 552-05009-02 | Overslung Hinge (two bolts - driver side)             |  |

| PART NO.     | ITEM                                    | TOP HARDWARE Continued |
|--------------|---|------------------------|
| 085-30006-00 | Sliding Top Hardware Assy. (pass. Side) |                        |
| 085-30007-00 | Sliding Top Hardware Assy. (dr. Side)   |                        |
| 085-20006-00 | Sliding Hardware Pin                    |                        |
| 566-05010-00 | Long Top Tailgate Pin                   |                        |
| 542-09032-03 | Safety Pin Clip                         |                        |

| PART NO.     | ITEM  | BOTTOM HARDWARE                  |
|--------------|---|----------------------------------|
| 566-05006-00 | Bottom Tailgate Pin                             |                                  |
| 552-25001-00 | Old Style Hook & Latch                          | 1970 to 1985<br>(Genesis Hybrid) |
| 552-25002-00 | Current Hook & Latch (sheet & post / inbd Gen.) | 85 to present                    |
| 044-20040-00 | Top Left Side Mechanical Hook / Latch           |                                  |
| 099-30843-01 | Tailgate Linkage                                |                                  |

| PART NO.             | ITEM  | SAFETY HARDWARE |
|----------------------|---|-----------------|
| 099-30823-00         | Aluminum Body / Tailgate Safety Winder Kit                  |                 |
| <b>Kit Contains:</b> |   |                 |
| 566-15001-00         | Winder Only   |                 |
| 566-05075-01         | Winder Pocket Bracket                                       |                 |
| 044-10168-00         | Winder Gate Bracket   |                 |
| 566-15011-01         | Winder Pin  |                 |
| 542-09032-03         | Winder Safety Clip  |                 |
| 566-15001-00         | Safety Winder Only  |                 |
| 044-10168-00         | Safety Winder Gate Bracket                                  |                 |
| 558-05088-01         | Bracket Extrusion (Std Tailgate Bottom)                     |                 |
| 566-05075-01         | Pocket Bracket (replaces 557-05088-01 on Side Applications) |                 |
| 558-05088-05         | Bracket Extrusion (Tailgate Bottom Genesis Trailer)         |                 |
| 566-05016-00         | 8" Winder Block (Fall Away Type / Outboard Genesis)         |                 |
| 566-15011-01         | 5/8" x 2-5/8" Winder Pin                                    |                 |
| 542-09032-03         | Safety Hair Pin Clip  |                 |


| PART NO. | ITEM | SPREADER CHAIN |
|----------|------|----------------|
|----------|------|----------------|

- 044-20003-40 40" Spreader Chain
- 044-20003-50 50" Spreader Chain



| 099-30817-00 | Spreader Chain Kit (based on 40" chain) |  |
|--------------|---|--|
|--------------|---|--|

| Kit Contains:    |                 |                  |                  |
|------------------|-----------------|------------------|------------------|
| 2pc 044-20003-40 | 40" Chains      | 2pc 540-15015-08 | 1/2 x 1-1/2 Bolt |
| 2pc 558-05115-00 | Cast Hook       | 2pc 540-11000-08 | 1/2 Hex Nut      |
| 2pc 044-10004-00 | Tailgate Gusset | 2pc 540-02000-08 | 1/2 Flat Washer  |
| 2pc 557-05027-01 | Chain Keyhole   | 2pc 540-03000-08 | 1/2 Lock Washer  |
| 2pc 044-10025-00 | Chain Angle     | 2pc 564-05021-01 | Chain Protector  |



| PART NO. | ITEM | MISC ITEMS |
|----------|------|------------|
|----------|------|------------|

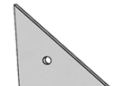
- 557-05027-01 Extruded Aluminum Chain Keyhole



- 558-05115-00 Weld-On Aluminum Tarp Hook

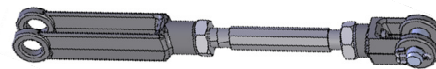


- 044-10025-00 Tailgate Spreader Chain Angle



- 044-10004-00 Tailgate Gusset with Hole

- 044-30007-00 Coal Door Linkage



- 558-05125-00 Coal Door Eyelet



- 546-05045-00 Coal Door Actuation Handle




- 044-10191-00 Split Bearing Block - Top Half

- 044-10192-00 Split Bearing Block - Bottom Half

- 542-14015-08 1/2-13 x 1-1/2" SHCS Allen Head Bolt Stainless

- 546-05009-00 1/4" Straight Grease Zerk



- 566-15012-00 90 degree 5/8" Pin


- 542-09032-03 Safety Clip



| PART NO. | ITEM | LOGOS |
|----------|------|-------|
|----------|------|-------|


- 567-01182-00 Domed East 14.5 Adhesive Logo

- 567-01183-00 Domed East 12.75 Adhesive Logo (bulkhead & tailgate)



- 567-05156-00 Mounting Plate for 14.5" Domed East Logo

- 567-05157-00 Mounting Plate for 12.75" Domed East Logo



- 567-01128-00 11" X 5.75" East Logo Decal



| PART NO.     | ITEM   | TAILGATE SIDE SWING HARDWARE |                              |
|--------------|--|------------------------------|------------------------------|
|              | <b>044-20000-01 WELD-ON TAILGATE ROLLER ASSIST</b> |                              | <b>Tailgate Roller Guide</b> |
| 044-10065-00 | Item 1 - Shaft                                     |                              |                              |
| 044-10062-00 | Item 2 - UHMW Roller                               |                              |                              |
| 542-11003-00 | Item 3 - 2" Snap Ring                              |                              |                              |
| 044-20048-00 |  | <b>RAMP ASSEMBLY</b>         |                              |
| 044-10095-00 | Gate Guide Ramp                                    |                              |                              |
| 044-10096-00 | Gate Guide Gusset                                  |                              |                              |
| 558-05171-00 | Cast Aluminum Side Swing Gate Hinge                |                              |                              |
| 558-05172-00 | Cast Aluminum Side Swing Pocket Hinge (RH)         |                              |                              |
| 558-05173-00 | Cast Aluminum Side Swing Pocket Hinge (LH)         |                              |                              |
| 566-15010-00 | 3/4" Side Swing Pin                                |                              |                              |
| 552-05006-03 | Two Top Overslung Gate Hinge Passenger Side        |                              |                              |
| 552-05007-03 | Two Top Overslung Gate Hinge Driver Side           |                              |                              |
| 540-05150-12 | 15" x 3/4" Bolt                                    |                              |                              |
| 540-11000-12 | 3/4" Hex Nuts                                      |                              |                              |
| 566-05012-00 | Overslung Hinge Pin                                |                              |                              |
| 540-15010-08 | 1" x 1/2" 13thd Bolt                               |                              |                              |
| 044-20031-00 | Extruded Aluminum Side Swing Hinge - Gate          |                              |                              |
| 044-20032-00 | Extruded Aluminum Side Swing Hinge - Pocket        |                              |                              |

| PART NO.     | ITEM   | TAILGATE SIDE SWING PINS |
|--------------|--|--------------------------|
| 566-15010-00 | 3/4" Side Swing Pin                                  |                          |
| 566-15010-01 | 3/4" Side Swing Pin 4-1/2"L (steel side swing hinge) |                          |
| 566-15010-02 | 3/4" Side Swing Pin 11-3/4"L                         |                          |
| 566-15010-03 | 3/4" Side Swing Pin 13-3/4"L                         |                          |
| 566-15010-04 | 3/4" Side Swing Pin 17-1/2"L                         |                          |
| 566-15010-05 | 3/4" Side Swing Pin 19"L                             |                          |
| 566-15010-06 | 3/4" Side Swing Pin 24"L                             |                          |
| 542-09032-03 | Hair Pin Safety Clip                                 |                          |





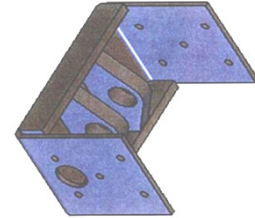
# HOIST / ALUMINUM BULKHEAD HARDWARE

## PART NO.

## DESCRIPTION

## Hoist Hardware

|              |  |
|--------------|--|
| 043-30008-02 | Standard Top A-Frame Hoist Mount           |
| 540-05020-08 | 2" x 1/2" A-Frame Bolt (10 required)       |
| 540-02000-08 | 1/2" Flat Washer                           |
| 540-04000-08 | 1/2" Crimped Hex Lock Nut                  |
| 554-05030-00 | 2" x 13-7/8" Top Hoist Pin                 |
| 554-05042-00 | 2" x 20" Bottom Hoist Pin                  |
| 545-05004-00 | Hoist Pin Washer 1/8"                      |
| 545-05013-00 | Hoist Pin Washer 3/16"                     |
| 545-05005-00 | Hoist Pin Washer 1/4"                      |
| 545-05006-00 | Hoist Pin Washer 3/8"                      |
| 566-05026-00 | 2.03ID x 3-1/2" L Lower Hoist Tube Bushing |



## PART NO.

## DESCRIPTION

## Bulkhead Man Door

### 043-20036-51 Bulkhead Man Door Installation Kit

#### Kit Contains:

| Part Number  | Description                     | QTY |
|--------------|---------------------------------|-----|
| 043-10105-00 | Door                            | 1   |
| 043-10106-00 | Door Support                    | 2   |
| 043-20037-00 | Door Frame                      | 1   |
| 546-05037-00 | Door Handle                     | 2   |
| 540-05020-08 | Bolt 1 1/2"-13 x 1/2" GR 5 Bolt | 2   |
| 540-02000-08 | SAE Flat Washer 1/2"            | 2   |
| 540-16000-08 | Nylok Lock Nut 1/2"             | 2   |
| 071-10325-00 | Wear Pad for Door Handle        | 2   |
| 712-10048-00 | 33-3/4" Aluminum Piano Hinge    | 1   |
| 564-05023-00 | Door Weather Seal               | 14' |




## PART NO.

## DESCRIPTION

## Bulkhead Hardware


|              |                            |
|--------------|----------------------------|
| 558-05103-00 | Shovel Holder - Handle     |
| 558-05104-00 | Shovel holder - Double Ear |



|              |             |
|--------------|-------------|
| 043-30020-00 | Tarp Basket |
|--------------|-------------|



|              |                    |
|--------------|--------------------|
| 099-30604-00 | Rolled Tarp Basket |
|--------------|--------------------|



|              |                         |
|--------------|-------------------------|
| 558-05115-00 | Cast Aluminum Tarp Hook |
|--------------|-------------------------|

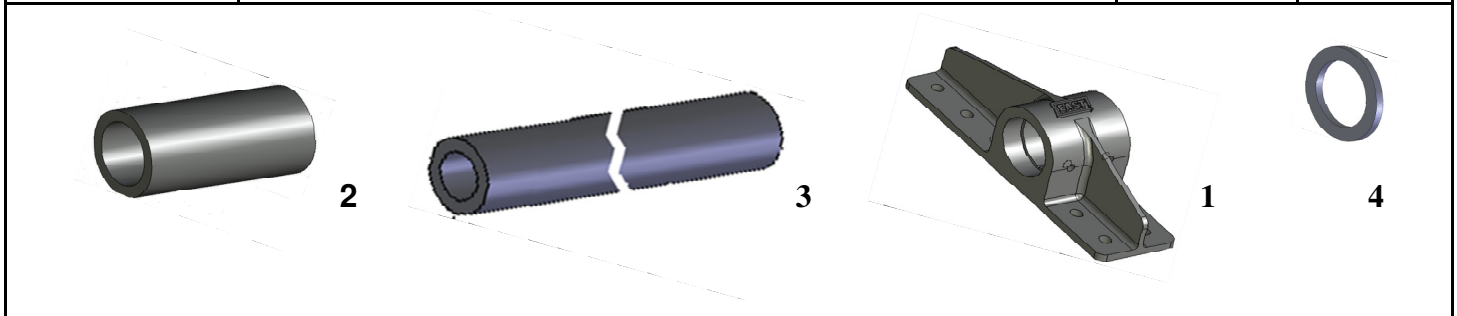


|              |                                   |
|--------------|-----------------------------------|
| 532-05018-20 | 12 X 18 Rubber BH Inspection Flap |
| 043-10019-00 | Aluminum Retainer Strap           |

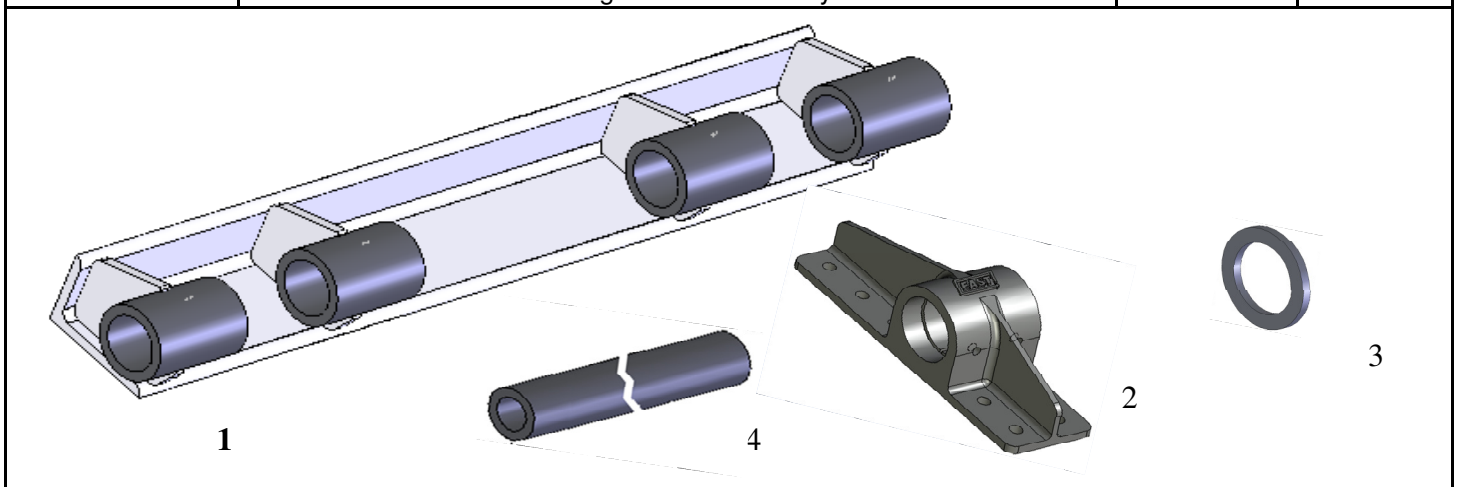


**Trailer Body Dump Hinge Parts**
**KIT PART NO. 099-30851-00**

| Part No.     | Description                         | Quantity | Item |
|--------------|-------------------------------------|----------|------|
| 552-05001-00 | Rear Dump Hinge Shoe                | 2        | 1    |
| 554-05094-00 | 53' X 2-3/4" ID 1/2" wall Hinge Pin | 1        | 3    |
| 545-05007-00 | 3/8"x 2-3/4" ID Weld on Washer      | 2        | 4    |
| 545-05008-00 | 1/4" x 2-3/4" ID Shim Washer        | 2        |      |
| 545-05014-00 | 1/8" x 2-3/4" ID Shim Washer        | 2        |      |
| 566-05019-00 | Frame Bushing                       | 2        | 2    |
| 540-05020-08 | 1/2" x 2" Bolt                      | 20       |      |
| 540-01000-08 | 1/2" Hex Nut                        | 20       |      |
| 540-02000-08 | 1/2" Flat Washer                    | 20       |      |
| 540-03000-08 | 1/2" Lock Washer                    | 20       |      |


**Straight Truck Body Dump Hinge Parts**

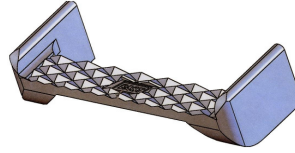
| Part No.     | Description   | Quantity | Item |
|--------------|---|----------|------|
| 552-05001-00 | Rear Dump Hinge Shoe                                | 2        | 2    |
| 554-05037-00 | 46' X 2-3/4" ID 1/2" wall Hinge Pin                 | 1        | 4    |
| 545-05007-00 | 3/8"x 2-3/4" ID Weld on Washer                      | 2        | 3    |
| 545-05008-00 | 1/4" x 2-3/4" ID Shim Washer                        | 2        |      |
| 545-05014-00 | 1/8" x 2-3/4" ID Shim Washer                        | 2        |      |
| 566-05019-00 | Frame Bushing (Frame Bushing welded to Mount Assy.) | 4        |      |
| 540-05020-08 | 1/2" x 2" Bolt                                      | 20       |      |
| 540-01000-08 | 1/2" Hex Nut  | 20       |      |
| 540-02000-08 | 1/2" Flat Washer                                    | 20       |      |
| 540-03000-08 | 1/2" Lock Washer                                    | 20       |      |
| 085-30001-00 | Rear Hinge Mount Assembly                           | 1        | 1    |





| PART NO. | DESCRIPTION | Body Hardware |  |
|----------|-------------|---------------|--|
|----------|-------------|---------------|--|

558-05131-00 Weld on Cast Step



558-05115-00 Cast Aluminum Tarp Hook

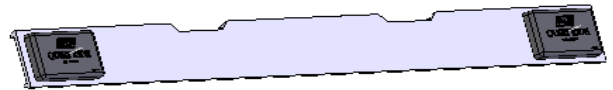


566-05501-00 6 3/4" Quiet Ride Pad



566-05502-00 43-11/16"L Quiet Ride Doghouse (96" w trl)

566-05502-01 49-11/16"L Quiet Ride Doghouse (102" w trl)




566-05507-00 6-3/4" Quiet Ride Pad (Genesis II floor)



528-15015-00 Body Hold Down

041-10039-00 Body Hold Down Mounting Angle

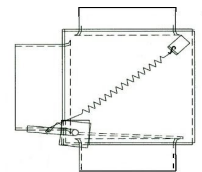


100-20005-00 Dump Body Level Indicator



099-30501-04 4" Heat Diversion Box

099-30501-05 5" Heat Diversion Box



| Part No.     | Description                    | Hardware |
|--------------|--------------------------------|----------|
| 099-30823-01 | Steel Safety Winder Kit        |          |
| 054-10005-00 | Steel Coal Door Eyelet         |          |
| 553-05023-00 | Steel Keyhole Lug              |          |
| 055-10181-00 | Steel Weld On Hook             |          |
| 053-10009-00 | Steel Front Weld on Tarp Hook  |          |
| 546-05020-00 | Forged Steel Weld-On Step      |          |
| 528-15015-00 | Body Hold Down                 |          |
| 041-10039-00 | Body Hold Down Mounting Angle  |          |
| 053-10010-01 | Shovel Holder (hanger - 2 req) |          |
| 053-10010-02 | Shovel Holder (handle)         |          |



# TAILGATE CYLINDERS

## PART NO. ITEM TAILGATE CYL VALVES

510-15440-13 Lockable In-Cab Valve  
 510-05440-13 Tailgate Decal for Lockable valve



510-25167-19 Toggle Type Frame Mt. Valve  
 510-05002-01 Tailgate Cover Plate for Toggle Type Valve



510-05020-00 Ball Rotating Valve  
 510-05017-00 Tailgate Cover Plate for Ball Type Valve



510-25039-22 Push / Pull Valve (used with Velvac Cyls.)



## PART NO. ITEM TAILGATE CYLINDER

044-10043-00 5/8" Bent Clevis  
 544-05500-10 5/8" Clevis Pin  
 540-01000-10 5/8" Hex Nut  
 540-02000-10 5/8" Flat Washer  
 540-03000-10 5/8" Lock Washer  
 540-10101-10 5/8" Jam Nut

510-25950-01 *Haldex Cylinder Only*  
 510-30801-00 T G Cylinder Kit.  
 5/8" jam nut / bent clevis w/ pin  
 5/8" nuts / flat washer / lock washer



510-25019-31 MGM Cylinder (5/8" shaft)  
 (1976 to 1982)



510-25955-00 Heavy Duty Cylinder



510-25950-03 *Cylinder Only*  
 510-30805-00 Dump Trailer Cyl. Kit









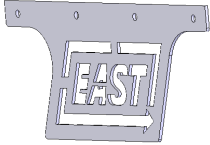
510-25028-03 Tailgate Cylinder (Tipper Trailers)





| PART NO.     | DESCRIPTION  | ASSOCIATED PARTS |
|--------------|--|------------------|
| 526-05014-08 | Long Crank Handle - (dumps / platforms) - sq hole      |                  |
| 526-05015-08 | Crank Handle Holder                                    |                  |
| 526-05021-08 | Std Crank Handle - short (unloader / tipper)           |                  |
| 526-05025-08 | Crank Handle #49 Landing Gear - round hole             |                  |
| 526-05028-08 | 28-1/2" Arm Brace                                      |                  |
| 526-05033-06 | 33" Arm Brace  |                  |
| 526-05038-08 | 38" Arm Brace  |                  |
| 526-05052-08 | 52" Arm Brace  |                  |
| 526-05060-06 | Adjustable Landing Gear Brace                          |                  |
| 526-05001-00 | Aluminum 28-1/2" Arm Brace                             |                  |
| 526-05001-01 | Aluminum 33" Arm Brace                                 |                  |
| 526-05001-02 | Aluminum 38" Arm Brace                                 |                  |
| 090-10310-00 | Aluminum Frame (dump) weld on arm bracket              |                  |
| 090-11056-00 | Bolt Arm Brace Bracket (BST,BST II, MMX, DUMP FR ALUM) |                  |

**Note: 090-11056-00 will replace 090-10310-00 when inventory is depleted.**



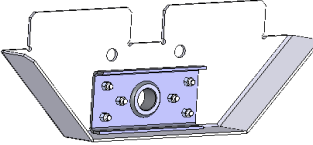
| PART NO.                    | DESCRIPTION                             | JOST |
|-----------------------------|---|------|
| <b>Dump Trailers</b>        |   |      |
| 526-25019-25                | 19" Landing Gear Set                    |      |
| 526-05101-02                | Cross Shaft (96"w trailer)    35-5/8"   |      |
| 526-05101-03                | Cross Shaft (102"w trailer)   41-5/8"   |      |
| 526-25023-25                | C10035 10 x 10 x 4.5 Sand Shoe          |      |
| 526-25024-25                | B10036 Sand Shoe Axle                   |      |
| <b>Platform Trailers</b>    |   |      |
| 526-25019-25                | 19" Landing Gear Set                    |      |
| 526-05101-00                | Cross Shaft (96"w trailer)              |      |
| 526-05101-01                | Cross Shaft (102"w trailer)             |      |
| 526-05028-08                | Brace (96"w)                    (Qty 2) |      |
| 526-05033-08                | Brace (102"w)                 (Qty 2)   |      |
| <b>Single Drop Trailers</b> |   |      |
| 526-25316-25                | 17" Landing Gear Set                    |      |
| 526-05101-00                | Cross Shaft (96"w trailer)              |      |
| 526-05101-01                | Cross Shaft (102"w trailer)             |      |
| 121-10018-00                | Brace (96"w)                    (Qty 4) |      |
| 121-10018-01                | Brace (102"w)                 (Qty 4)   |      |
| 526-25500-25                | Jost Drop Stand Landing Gear            |      |

| <b>PART NO.</b> | <b>DESCRIPTION</b>   | <b>DUMP / TIPPER / UNLOADER</b>   |
|-----------------|--|---|
| 532-05018-20    | 1/4" x 12" x 13-1/4" Doghouse Cover Flap                         |    |
| 043-10019-00    | Aluminum Retainer Strap  |   |
| 532-05010-20    | 24" X 10" Front Body Fender Flap                                 |    |
| 532-05016-20    | 24" x 16" Intermediate Mud Flap<br>(Half / Full Fender Mud Flap) |    |
| 532-05030-20    | 24" x 30" Rear Mud Flap  |    |
| 532-05036-20    | 24" x 36" Rear Mud Flap  |   |
| 532-05042-20    | 24" x 42" Rear Mud Flap (shown)                                  |   |
| 041-10002-00    | Mud Flap Strap   |    |
| 041-20003-00    | Mud Flap Strap with Hook   |   |
| 532-05436-20    | 42" x 36" Center Mud Flap  |  |
| 010-10118-00    | Chassis Mounting Bracket   |   |
| 010-10175-00    | Center Flap Strap 42"L   |   |
| 546-05029-00    | Anti-Sail Bracket (pr)   |  |
| 016-10058-00    | Anti-Sail Bracket with East Logo                                 |   |

| <b>PART NO.</b> | <b>DESCRIPTION</b>                            | <b>PLATFORM TRAILER</b>   |
|-----------------|---|---|
| 532-05327-20    | 24" X 27" Plastic Mud Flap (single drop trls) |  |
| 532-05336-20    | 24" x 38" Plastic Mud Flap                    |  |



| PART NO.  | ITEM   | HARDWARE |
|---|--|----------|
| 080-30040-00  | Frameless Upper Coupler Assembly                                   |          |
| 080-20016-03  | 39-1/2" Lower Hoist Pin  |          |
| 554-05030-00  | 13-7/8" Top Hoist Pin  |          |
| 099-30850-00  | Stationary Tractor Fifthwheel Locking Kit                          |          |
| 099-30850-01  | Sliding Tractor Fifthwheel Locking Kit (see page for kit info)     |          |
| 080-30040-01  | Frameless Breakaway Upper Coupler Assembly                         |          |
| 080-10163-00  | Pin Support Strap (2 req)  |          |
| 080-10162-00  | Center Pin Support (2 req)   |          |
| 080-10166-00  | Center Pin for Breakaway Coupler                                   |          |
| 080-10165-01  | 8" Outer Pin (2pcs required)                                       |          |
| 080-20023-00  | Upper Coupler Saddles (stainless - 2per coupler)                   |          |
| 080-20034-00  | Welded Steel Guide A   |          |
| 540-30801-00  | Upper Coupler Bolt Kit   |          |
| 545-05006-00  | Weld On Retainer Washer  |          |
| <p><b>Note: May, 2011 Draft Arm Retainer Hooks no longer used. Lower Pin Lengths Reflect this change.</b></p> |  |          |
| 030-10178-00  | Universal 7/8" Suspension Spacer 96"w Trailer                      |          |
| 030-10178-01  | Universal 7/8" Suspension Spacer 102"w Trailer                     |          |
| 080-10053-00  | Load Bearing Aluminum Dollie Mount Plate LH <b>A</b>               |          |
| 080-10054-00  | Load Bearing Aluminum Dollie Mount Plate RH <b>B</b>               |          |
| 020-30002-00  | Aluminum Dollie Mount Assy   |          |
| 566-05501-00  | Quiet Ride Pad (4 per each side)<br>(5 each side for Gen II floor) |          |
| 080-10134-00  | D/A Stiffener  |          |
| 080-10134-01  | 60" D/A Stiffener  |          |

| PART NO.     | ITEM                                      | HARDWARE  |
|--------------|---|---|
| 566-05052-03 | Aluminum Draft Arm End Coupler            |    |
| 566-05021-00 | Steel Draft Arm End Bushing               |   |
| 080-10019-00 | Steel Draft Arm End Straps                |   |
| 080-30023-00 | Diamond Plate Outer Cover Plate           |    |
| 080-         | Pivot Bracket Smooth Cover w/ Light Hole  |   |
| 535-15275-20 | Model 60 Mid Mount Turn Lamp (LED)        |   |
| 535-05074-20 | Model 60 Rubber Grommet                   |   |
| 080-20009-00 | Rear Body Pivot Bracket                   |    |
| 080-10056-00 | Outer Pivot Bracket (alum)                |    |
| 080-20014-00 | Two Piece Outer Pivot Bracket             |   |
| 080-10055-00 | Inner Pivot Bracket (alum) (Pass Side)    |  |
| 080-10055-01 | Inner Pivot Bracket (alum) (Driver Side)  |   |
| 080-20011-00 | Inner Pivot Bracket Assy (Pass Side)      |  |
| 080-20011-01 | Inner Pivot Bracket Assy (Driver Side)    |   |
| 080-10208-00 | Sub-Frame Front Skirt (96" wide trailer)  |  |
| 080-10208-01 | Sub-frame Front Skirt (102" wide trailer) |   |
| 080-10026-00 | Tire Carrier Bracket (center)             |  |
| 080-10097-00 | Tire Carrier Mounting Bracket (LH)        |   |
| 080-10098-00 | Tire Carrier Mounting Bracket (RH)        |   |
| 119-10072-00 | Manifold Air Bracket                      |   |

| PART NO.     | ITEM   | Side Rail Area |
|--------------|--|----------------|
| 558-05115-00 | Cast Aluminum Weld On Tarp Hook                      |                |
| 557-05297-01 | Current Weld on Stake Pocket                         |                |
| 559-05004-02 | Pipe Spools  |                |
| 557-05180-00 | Wide Groove 16ft Long Tarp Bar                       |                |
| 567-05022-01 | 2"w Red / White D.O.T. Conspicuity Tape (150ft roll) |                |



| PART NO.     | ITEM  | Rear Area / ICC Bumper |  |
|--------------|---|------------------------|--|
| 564-05011-00 | Hollow Rubber Dock Bumper                               |                        |  |
| 090-10124-00 | Backing Plate for Hollow Dock Bumper                    |                        |  |
| 120-10134-00 | 88" Hvy Horizontal Bumper Extrusion (96"w trailer)*     |                        |  |
| 120-10134-01 | 94" Hvy Horizontal Bumper Extrusion (102"w trailer)     |                        |  |
| 557-05146-00 | 74" Bumper Reinforcement Extrusion*                     |                        |  |
| 557-05146-01 | 80" Bumper Reinforcement Extrusion                      |                        |  |
| 120-10027-00 | Bumper Horizontal End Cap (2 req per Bumper assembly)*  |                        |  |
| 090-10020-01 | New Style Bumper Verticals (2 req per Bumper assembly)* |                        |  |
| 532-05336-20 | Plastic 24" x 38" Mud Flap (light gray w/ East logo)    |                        |  |
| 041-10002-00 | Mud Flap Strap  |                        |  |
| 120-10135-00 | Weld On Half Step (right side)    A                     |                        |  |
| 120-10135-01 | Weld On Half Step (left side)    B                      |                        |  |



**\*Note: Parts needed to complete an ICC Bumper Assy for 96"w trailer.**




| PART NO.     | ITEM  | Dollie Mounting |  |
|--------------|---|-----------------|--|
| 566-05047-00 | Dollie Mounts   | 1984 to 1992    |  |
| 090-10119-01 | Dollie Mount - Driver Side                              | 1992 / current  |  |
| 090-10119-02 | Dollie Mount - Passenger Side                           | 1992 / current  |  |
| 546-05008-00 | Ring & Chain  |                 |  |
| 090-10310-00 | Dollie Arm Bracket (weld on)                            |                 |  |
| 526-25019-25 | Jost Landing Gear Set (Platform Trailer - 96" & 102"w)  |                 |  |
| 526-25316-25 | Jost Landing Gear Set (Drop Deck Trailer - 96" & 102"w) |                 |  |
| 526-05101-00 | Cross Shaft (Platform & Drop Deck - 96"w)               |                 |  |
| 526-05101-01 | Cross Shaft (Platform & Drop Deck - 102"w)              |                 |  |
| 526-05028-08 | Dollie Brace (Platform) (2 required)                    |                 |  |
| 526-05033-06 | Dollie Brace (Platform) (2 required)                    |                 |  |
| 121-10018-00 | Dollie Brace Drop Deck (2 required)                     |                 |  |





| PART NO.     | ITEM                                  | Bulkhead Components |
|--------------|---------------------------------------|---------------------|
| 564-05013-00 | Bottom Weather Seal (per foot)        |                     |
| 557-05089-01 | Bulkhead Stake 50-1/4" (48" side kit) |                     |
| 557-05089-03 | Bulkhead Stake 62-1/2" (60" side kit) |                     |
| 558-05115-00 | Weld On Cast Rope Hook                |                     |
| 558-05131-00 | Weld On Cast Step                     |                     |





| PART NO.     | ITEM                                       |  |
|--------------|--|--|
| 090-30007-00 | Low Mount Mud Flap Bracket                 |  |
| 090-10019-00 | Univeral Suspension Spacer (96"w trailer)  |  |
| 090-10019-01 | Univeral Suspension Spacer (102"w trailer) |  |

| PART NO.     | ITEM  | Tie Downs   |
|--------------|---|---|
| 090-20003-00 | Floor Tie Down Assembly   |  |
| 090-10337-00 | Removeavble Aluminum Extruded Tie Down<br>(Note: will accommodate flat end strap hooks) |  |

| PART NO.     | ITEM  | Load Strap Hangar   |
|--------------|---|---|
| 090-20004-00 | Extruded Strap Hangar ( <i>East Intregrated Rail</i> )  |  |
| 090-30052-00 | Extruded Strap Hangar ( <i>Double "L" Winch Track</i> ) |  |
| 569-25302-00 | Sliding "J " Hook (East Intregrated Rail)               |   |

| PART NO.     | ITEM  | Sliding Strap Winches   |
|--------------|---|---|
| 569-25382-00 | East Sliding Winch ( <i>East Intregrated Rail</i> ) |    |
| 569-25182-00 | Sliding Winch ( <i>Double "L" Winch Track</i> )     |   |
| 569-25300-00 | Three Bar Winch Low Profile                         |  |
| 569-25301-00 | Three Bar Winch Standard Profile                    |   |

| PART NO.     | ITEM  | Winch Load Straps   |
|--------------|---|---|
| 569-25400-11 | 4" Wide x 30ft Long Load Winch Strap w/ Flat End Hook     |  |
| 569-25200-11 | 2" Wide x 27ft Long Load Winch Strap (used w/ 2" ratchet) |  |
| 569-05007-11 | 2" Wid Ratchet Winch Strap Complete Assembly              |  |
| 569-05008-11 | 4" Wide Ratchet Winch Strap Complete Assembly             |  |

| PART NO.     | ITEM  | Misc Load Tie Down  |
|--------------|---|---|
| 569-25708-11 | Chrome Winch Bar                                      |   |
| 569-25709-11 | Chrome Winch Bar (Ratchet Binder use also)            |   |
| 557-05181-04 | 45ft Double "L" Winch Track                           |  |
| 557-05054-02 | Winch Track Hangar (East Platform Radius Crossmember) |  |










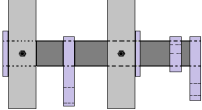
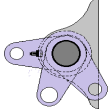
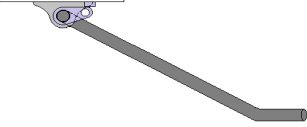



| PART NO.     | ITEM   | Cross Tube /Spring Brace |
|--------------|--|--------------------------|
| 066-10035-00 | Upper Cross Tube Mounting Bracket              |                          |
| 066-10036-00 | Lower Cross Tube Mounting Bracket              |                          |
| 066-10043-03 | 84" Cross Tube (96"w Trailers)                 |                          |
| 066-10043-04 | 90" Cross Tube (102"w Trailers)                |                          |
| 516-05006-00 | Spring Stl Cross Brace (Genesis Trailers)      | (see page 39 for kit)    |
| 516-05006-01 | Spring Stl Cross Brace (Sheet & Post Trailers) | (see page 39 for kit)    |

| PART NO.     | ITEM                                      | Bulkhead |
|--------------|---|----------|
| 060-30018-03 | Bulkhead Catwalk with Hand Rail (1)       |          |
| 065-30005-00 | Bulkhead Ladder (2)                       |          |
| 066-10063-00 | Inner Ladder Mounting Gusset (3)          |          |
| 066-10063-01 | Outer ladder Mounting Gusset (4)          |          |
| 564-05020-00 | 1-1/4" Gray Ladder Grip (2per ladder) (5) |          |
| 065-30006-20 | Hydraulic Hose Hanger (2 hose) (6)        |          |
| 066-20014-00 | Hydraulic Coupler Plate                   |          |

| PART NO.     | ITEM                                      | Fifthwheel |
|--------------|---|------------|
| 069-30003-00 | Tipper Hat-Box Fifth Wheel Plate Assembly |            |
| 066-30031-00 | 96"w Unloader Fifth Wheel Plate Assembly  |            |
| 066-30030-00 | 102"w Unloader Fifth Wheel Plate Assembly |            |

| PART NO.   | ITEM   | Landing Gear |
|--|--|--------------|
| 066-10001-00   | Mounting Bracket (Holland Dollies) (1)           |              |
| 066-10038-00   | Mounting Bracket Gusset (5 req) (2)              |              |
| 066-10012-00   | Mounting Angle (4 req) (3)                       |              |
| 526-05033-06   | Dollie Brace (2req) (4)                          |              |
| 066-10104-01   | Dollie Crossmember (96"w trailer) (5)            |              |
| 066-10104-02   | Dollie Crossmember (102"w trailer)               |              |
| Bottom Unloader Rail (see vol 4 W.F. body parts) (6) |  |              |
| 066-10087-01   | Cross Brace (96"w trailer) (7)                   |              |
| 066-10087-02   | Cross Brace (102"w Trailer)                      |              |
| Body Crossmembers (see vol 4 W.F. body parts) (8)    |  |              |
| 066-10381-00   | Outboard Mount Bracket (Jost Landing Gear)       |              |
| 066-10382-00   | Doublers Plate Reinforcement (Jost Landing Gear) |              |

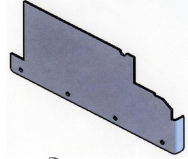
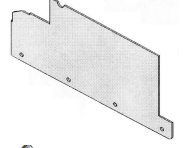
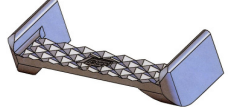
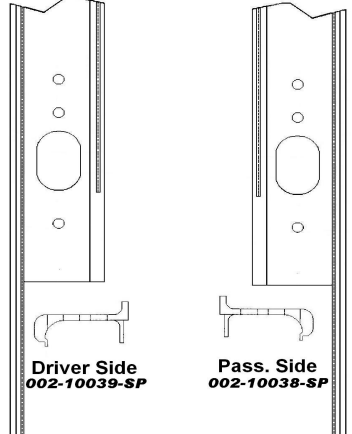
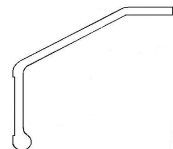

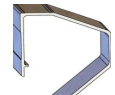



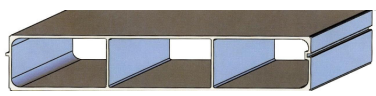


| PART NO.     | ITEM   | Trailer Rear  |
|--------------|--|---|
| 069-10033-00 | 45 Degree Mud Flap Bracket                     |   |
| 553-05020-00 | Steel Tow Hook                                 |    |
| 566-05506-00 | Laminated Dock Bumper                          |    |
| PART NO.     | ITEM   | TAILGATE  |
| 552-05008-02 | Top Passenger Side Overslung Hinge. (pictured) |    |
| 552-05009-02 | Top Driver Side Overslung Hinge.               |   |
| 552-05006-03 | Two Way Overslung (pass side) Hinge            |    |
| 552-05007-03 | Two Way Overslung (driver side) Hinge          |   |
| 540-05150-12 | 15 1/2" x 3/4" Bolt                            |   |
| 540-14000-12 | 3/4" Hex Nut                                   |   |
| 566-05012-00 | Overslung Hinge Pin                            |   |
| 044-20031-00 | Pocket Extruded Side Swing Hinge               |    |
| 044-20032-00 | Gate Extruded Side Swing Hinge                 |   |
| 566-15010-02 | 3/4" x 11-3/4" Hinge Pin                       |    |
| 566-15010-04 | 3/4" x 17-1/2" Hinge Pin                       |   |
| 566-15010-06 | 3/4" x 24" Hinge Pin                           |   |
| 542-09032-03 | Safety Hair Pin Clip                           |   |
| 099-30843-01 | Tailgate Linkage                               |  |
| 044-20040-00 | Mid Mount Hook & Latch                         |  |
| 552-25002-00 | Bottom Hook & Latch                            |  |
| 066-20035-00 | Mech. Gate Hardware Bar (sub assy) Hinges DR   |  |
| 066-20035-01 | Mech. Gate Hardware Bar (sub assy) Hinges PS   |   |
| 066-20036-00 | Mech. Gate Hardware Handle Assy. Hinges DR     |  |
| 066-20036-01 | Mech. Gate Hardware Handle Assy. Hinges PS     |   |
| 066-20038-00 | .625" x 95" Pocket Linkage Rod Assembly        |  |
| 066-20038-02 | .625" x 82" Pocket Linkage Rod Assembly        |   |
| 066-20038-04 | .625" x 98" Pocket Linkage Rod Assembly        |   |
| 066-20038-05 | .625" x 101" Pocket Linkage Rod Assembly       |   |
| 066-20039-01 | .75" x 100" Floor Linkage Rod Assembly         |   |
| 066-20039-02 | .75" x 112" Floor Linkage Rod Assembly         |   |
| 069-20004-00 | 100" Gate in Gate Ladder                       |   |
| 069-10012-00 | Outer Gate Winder Plate (gate in gate)         |   |
| 558-05131-00 | Cast Weld On Step                              |  |
| 558-05115-00 | Cast Weld On Tarp Hook                         |  |
| 557-05027-01 | Extruded Aluminum Chain Keyhole                |  |

| PART NO.     | ITEM   | TOP T.G.HARDWARE  |
|--------------|--|---|
| 033-10016-00 | Extruded Top Hinge ( <b>Genesis Style Gate</b> )                                     |    |
| 033-10041-00 | Driver Side Overslung Hinge Block ( <b>outboard</b> )                                |    |
| 033-10042-00 | Pass Side Overslung Hinge Block ( <b>outboard</b> )                                  |    |
| 552-05016-00 | Driver Side Side Swing Hinge Block ( <b>outboard</b> )<br>w/ Internal Ground Control |    |
| 033-10043-00 | Passenger Side Overslung Hinge ( <b>outboard</b> )                                   |   |
| 033-10044-00 | Driver Side Overslung Hinge ( <b>outboard</b> )                                      |  |
| 033-10045-00 | Overslung Hinge Pin  |  |
| 552-05020-00 | Overslung Side Swing Hinge ( <b>outboard</b> )                                       |  |

| PART NO.  | ITEM   | BOTTOM T.G. HDWE |
|---|--|------------------|
| 071-20144-00  | Bottom Hook & Latch Assy. ( <b>outboard</b> )        |                  |
| 099-30844-00  | Genesis Linkage Assembly                             |                  |
| 071-20033-00  | Pass. Side Hook & Latch Assy. <b>Genesis Tipper</b>  |                  |
| 071-20034-00  | Driver Side Hook & Latch Assy. <b>Genesis Tipper</b> |                  |
| Note: Pass.& Driver Side due to grease zerk location. |  |                  |
| 071-10015-00  | Tailgate Pin   |                  |
| 071-20031-00  | 071-10015-00 Pass. Side W/ Mtg Plate Attached        |                  |
| 071-20032-00  | 071-10015-00 Driver Side W/ Mtg Plate Attached       |                  |

| PART NO.     | ITEM  | T.G. SAFETY HDWE |
|--------------|---|------------------|
| 566-15009-00 | Genesis Tailgate Winder                             |                  |
| 566-05016-00 | 8" Winder Block (Fall Away Type / Outboard Genesis) |                  |
| 558-05088-05 | Bracket Extrusion (Tailgate Bottom Genesis Trailer) |                  |

| PART NO.     | ITEM  | BODY HARDWARE  |
|--------------|---|--|
| 000-10003-00 | Driver Side Mud Flap Bracket (inboard)<br>w/ Extruded Skirt - floor mount                 |   |
| 000-10003-01 | Passenger Side Mud Flap Bracket (inboard)<br>w/ Extruded Skirt - floor mount              |   |
| 558-05131-00 | Weld-On Step  |   |
| 002-10038-SP | Pass. Side Reinforcement Pocket Extrusion   |  <p>Driver Side<br/>002-10039-SP</p> <p>Pass. Side<br/>002-10038-SP</p>                |
| 002-10039-SP | Driver Side Reinforcement Pocket Extrusion  |  |
| 557-05237-00 | 60"L Side Skirt Extrusion   |   |
| 557-05237-01 | 88-1/2" Side Skirt Extrusion  |  |
| 557-05237-02 | 16ft Side Skirt Extrusion   |  |
| 557-05246-SP | Top Rail <b>OUTBOARD</b> Genesis Dump<br>(Specify length for complete part number)        |   |
| 557-05258-SP | Bottom Rub Rail <b>OUTBOARD</b> Genesis Dump<br>(Specify length for complete part number) |   |
| 557-05221-SP | Bottom Rub Rail <b>INBOARD</b> Genesis Dump<br>(Specify length for complete part number)  |   |
| 557-05278-SP | Top 4-1/2" Rail <b>INBOARD</b> Genesis Dump<br>(Specify length for complete part number)  |   |
| 557-35222-SP | 3 Void .105 Extruded Side Panel   |   |
| 557-35223-SP | 3 Void .140 Extruded Side Panel   |  |
| 557-35224-SP | 3 Void .180 Extruded Side Panel<br>(Specify length for complete part number)              |  |

**OUTBOARD SIDE SWING**

| PART NO.     | ITEM  |  |
|--------------|---|--|
| 552-05020-00 | Two Way Hinge Pass Side (1st generation)        |  |
| 540-05150-12 | 15" x 3/4" Bolt                                 |  |
| 540-14000-12 | 3/4" USS Hex Nut                                |  |
| 033-10045-00 | Overslung Hinge Pin                             |  |
| 033-20030-00 | Pocket Side Swing Hinge (1st generation)        |  |
| 033-20031-00 | Gate Side Swing Hinge (1st generation)          |  |
| 566-15010-02 | 12" side swing pin                              |  |
| 076-20004-00 | Top Steel Hinge Assembly PS (Outboard & Hybrid) |  |
| 076-20004-01 | Top Steel Hinge Assembly DS (Outboard & Hybrid) |  |
| 540-15160-16 | 1" x 15" Bolt                                   |  |
| 540-14000-16 | 1" USS Hex Nut                                  |  |
| 076-20005-00 | Top Aluminum Gate Hinge (Outboard & Hybrid)     |  |
| 076-20003-00 | Aluminum Gate Pocket Hinge (Outboard & Hybrid)  |  |
| 076-20002-00 | Aluminum Gate Bottom Hinge (Outboard & Hybrid)  |  |
| 033-10285-00 | Gate Riser Assist Block                         |  |
| 044-20042-00 | Gate Riser Assembly                             |  |



**OUTBOARD SIDE SWING contd.**

| <b>PART NO.</b>                            | <b>ITEM</b>  |  |
|--|--|--|
| <b>033-10133-SP</b>                        | Pass. Side Outbd Pocket Overslung Side Swing<br>(Lengths vary - Measure length for proper application) |  |
| <b>033-10133-SP</b>                        | Pass. Side Outbd Pocket Overslung Side Swing<br>(Lengths vary - Measure length for proper application) |  |
| <b>033-10285-00</b><br><b>044-20042-00</b> | Tailgate Riser Assist (for OB side swing gates)<br>Gate Riser  |  |

**OUTBOARD TAILGATE EXTRUSIONS**

| <b>PART NO.</b>                            | <b>ITEM</b>  |  |
|--|--|--|
| <b>557-05268-00</b><br><b>557-05268-01</b> | Bottom Genesis Tailgate Extrusion 100.5" L<br>Bottom Genesis Tailgate Extrusion 104" L |  |
| <b>557-05272-SP</b>                        | Vertical Genesis OB Tailgate Extrusion   |  |

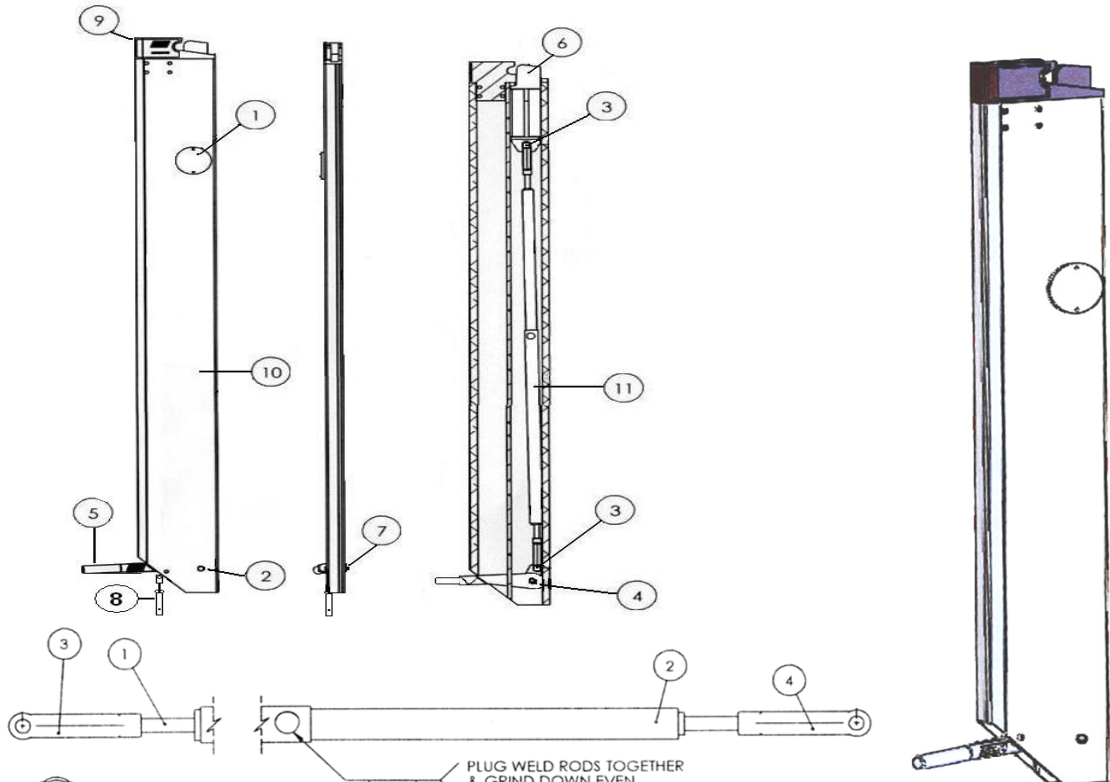
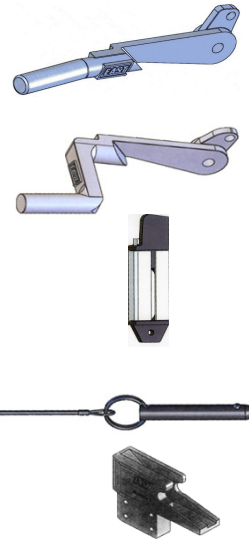
**SMOOTH SIDE TIPPER TAILGATE**

| <b>PART NO.</b>     | <b>ITEM</b>                                   |  |
|---------------------|---|--|
| <b>557-05229-03</b> | Tipper Tailgate Extrusion 120"                |  |
| <b>071-20055-00</b> | Tipper Tailgate Top Hinge (no notch) Assembly |  |

## INTERNAL GROUND CONTROL ASSEMBLIES

### OUTBOARD GENESIS

| PART NO.     | ITEM | DESCRIPTION                               |
|--------------|------|---|
| 033-10151-00 | 1    | Access Hole Cover                         |
| 033-10131-00 | 2    | Clevis Pin                                |
| 033-10129-00 | 3    | 19/32" x 1-11/16" Fabricated Pin          |
| 033-10130-00 | 4    | Handle Bushing                            |
| 558-05011-00 | 5    | Ground Control Handle                     |
| 558-05012-00 | 5    | Offset Ground Control Handle              |
| 033-20032-00 | 6    | Upper Arm & Sleeve                        |
| 542-08002-15 | 7    | 1/8" x 1-1/2" Cotter Pin                  |
| 033-10132-00 | 8    | Quick Release Pin                         |
| 552-05016-00 | 9    | Driver Side Hinge Block                   |
| 033-10134-SP | 10   | Driverside Outboard Pocket (lengths vary) |



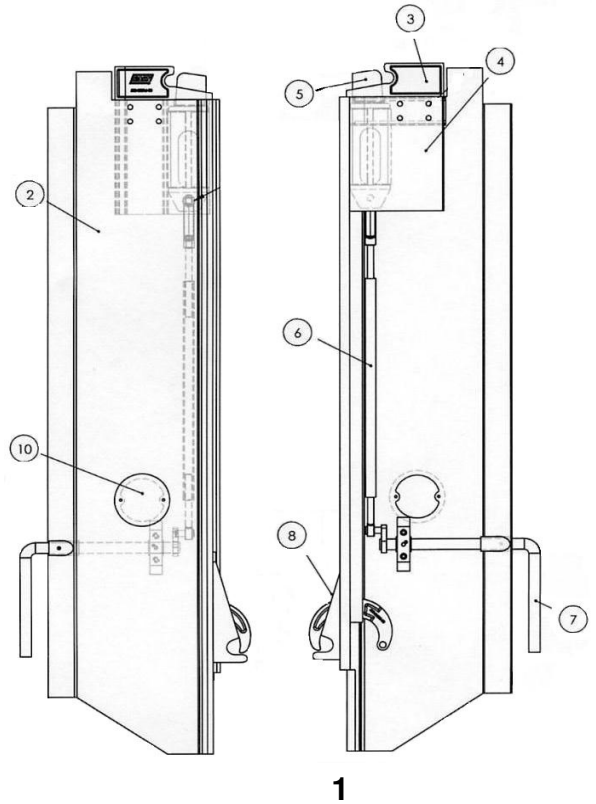
033-30021-SP 11

| ITEM | PART NUMBER  | DESCRIPTION              |
|------|--------------|--------------------------|
| 1    | 033-20026-00 | OUTER LINKAGE ASSEMBLY   |
| 2    | 033-20027-00 | INNER LINKAGE ASSEMBLY   |
| 3    | 544-05213-10 | 5/8" LH FORK TYPE CLEVIS |
| 4    | 544-05210-10 | 5/8" FORK TYPE CLEVIS    |

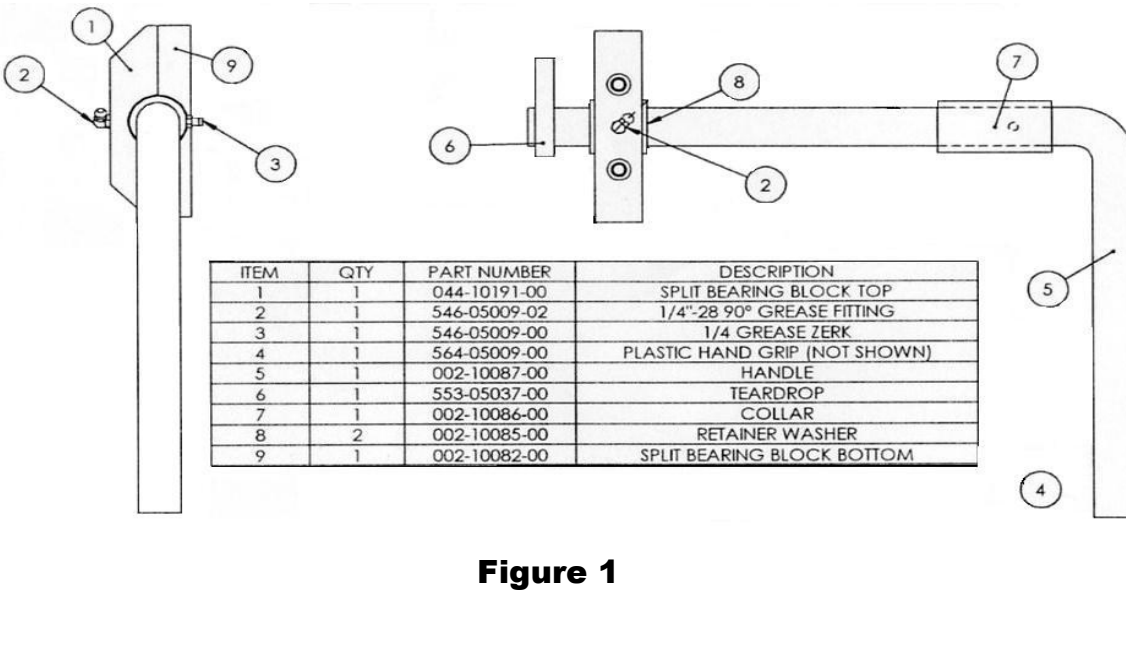
## INTERNAL GROUND CONTROL ASSEMBLIES

### INBOARD GENESIS


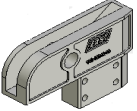
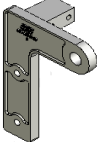
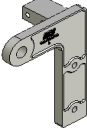
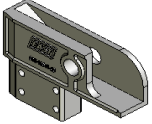
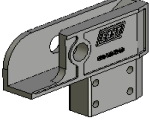

| PART NO.     | ITEM | DESCRIPTION                     |
|--------------|------|---------------------------------|
| 002-10078-SP | 1    | Pocket Extrusion (lengths vary) |
| 002-10077-SP | 2    | DS Outer Pocket (lengths vary)  |
| 002-10080-00 | 3    | DS Hinge Block                  |
| 002-10081-00 | 4    | Arm & Sleeve Guide              |
| 033-20032-00 | 5    | Upper Arm & Sleeve              |
| 002-20018-SP | 6    | Linkage Rod Assy (lengths vary) |
| 002-20019-00 | 7    | Handle Assy. (see figure 1)     |
| 552-25002-00 | 8    | Hook & Latch Assy.              |
| 002-10083-00 |      | Top Cover Plate                 |
| 002-10084-00 | 10   | Cover Plate                     |

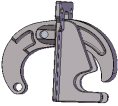




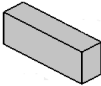




Note: "SP" represents specify lengths due to different side heights of trailers.



**Figure 1**

| PART NO.     | ITEM   | TOP T.G. HDWE   |
|--------------|--|---|
| 033-10041-00 | Genesis Out Board Overslung Hinge Driver Side        |  |
| 033-10042-00 | Genesis Out Board Overslung Hinge Passenger Side     |  |
| 033-10043-00 | Overslung Hinge Out Board Genesis Pass Side          |  |
| 033-10044-00 | Overslung Hinge Out Board Genesis Driver Side        |  |
| 018-10019-00 | Pass Side Hinge Block w/ cut out for P.S. Side Swing |  |
| 018-10020-00 | Dr Side Hinge Block w/ cut out for P.S. Side Swing   |  |
| 033-10045-00 | Overslung Hinge Pin (Outbd Genesis)                  |  |

| PART NO.     | ITEM                                 | BOTTOM T.G. HDWE  |
|--------------|--------------------------------------|---|
| 552-25001-00 | Bottom Hook & Latch Assembly         |  |
| 099-30843-01 | Tailgate Linkage Assembly            |  |
| 566-15001-00 | Tailgate Safety Winder (winder only) |  |
| 044-10168-00 | Tailgate Winder Bracket              |  |
| 033-10095-00 | Tailgate Winder Bracket Spacer       |  |
| 557-05088-01 | Tailgate Winder Body Bracket         |  |
| 544-05518-00 | 2-1/2" x 5/8" Pin (winder pin)       |  |
| 542-09032-03 | Hair Pin Safety Clip                 |  |

## Genesis Hybrid Standard Side Swing Kit (Pass Side)

Illustration 1



Illustration 6



Illustration 2



Illustration 5



Illustration 3



Illustration 4

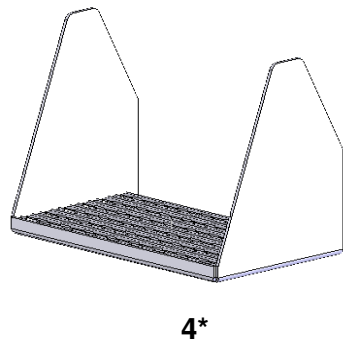
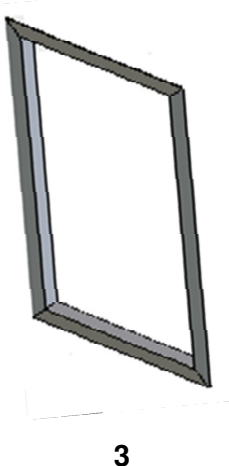
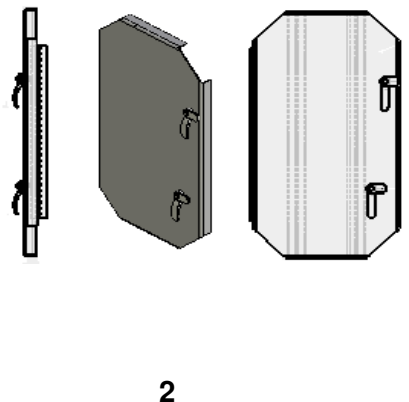
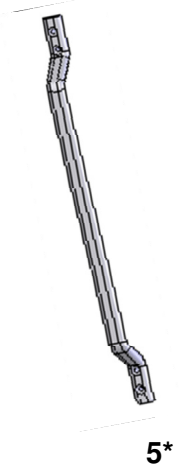
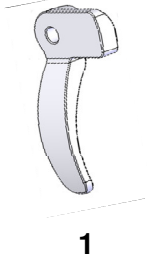


### Genesis Hybrid Tailgate Side-Swing Parts Listing

| QUANTITY | ILLUSTRATION # | PART NUMBER  | DESCRIPTION                                  |
|----------|----------------|--------------|--|
| 1        | 1              | 076-20004-00 | Two-Way Top Hinge Assembly(PS) (shown)       |
| 1        | 1              | 076-20004-01 | Two-Way Top Hinge Assembly (Dr Side)         |
| 1        | 1              | 076-20005-00 | Top Gate Hinge (aluminum gate)               |
| 1        | 1              | 018-10019-00 | Pass Side Hinge Block cut out for P.S. Swing |
| 1        | 1              | 540-15160-16 | 15" x 1" USS Bolt                            |
| 1        | 1              | 540-14000-16 | 1" USS Hex Lock Nut                          |
| 1        | 2              | 076-20002-00 | Bottom Gate Hinge (aluminum gate)            |
| 1        | 2              | 076-20003-00 | Bottom Pocket Hinge (aluminum gate)          |
| 1        | 2              | 566-15010-02 | 11-3/4" x 3/4" Side Swing Pin                |
| 1        | 2              | 542-09032-03 | Safety Clip                                  |
| 2        | 2              | 545-05001-00 | 2-1/4"od x 1-3/16" id x 1/4" thk Washer      |
| 1        | 3              |              | Spreader Chain Mounting Gusset               |
| 1        | 3              | 044-20003-00 | 40" Spreader Chain                           |
| 1        | 3              | 540-05015-08 | 1-1/2 x 1/2" USS Bolt                        |
| 1        | 3              | 540-11000-08 | 1/2" USS Hex Nut                             |
| 1        | 3              | 540-03000-08 | 1/2" Lock Washer                             |
| 1        | 3              | 558-05115-00 | Cast Aluminum Tarp Hook                      |
| 1        | 4              | 557-05027-01 | Extruded Chain Keyhole                       |
| 1        | 5              | 044-20043-00 | Overslung Side Swing Pin                     |
| 1        | 5              | 044-20044-00 | Safety Lynch Pin Clip                        |
| 1        | 5              | 018-10020-00 | Dr Side Hinge Block cut out for P.S. Swing   |
| 1        | 6              | 033-10140-00 | Single Pin Holder                            |



**Genesis Hybrid Bulhead Man Door Kit 019-20002-50**



**Genesis Hybrid Man Door Parts Listing**

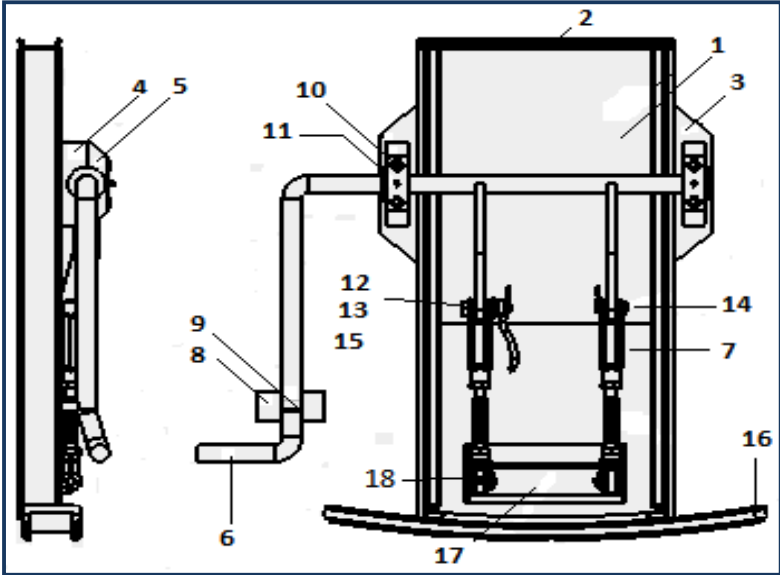
| QUANTITY | PART NUMBER  | DESCRIPTION            |
|----------|--------------|------------------------|
| 1        | 019-20002-00 | Door Assembly (item 2) |
| 1        | 043-20037-01 | Door Frame (item 3)    |

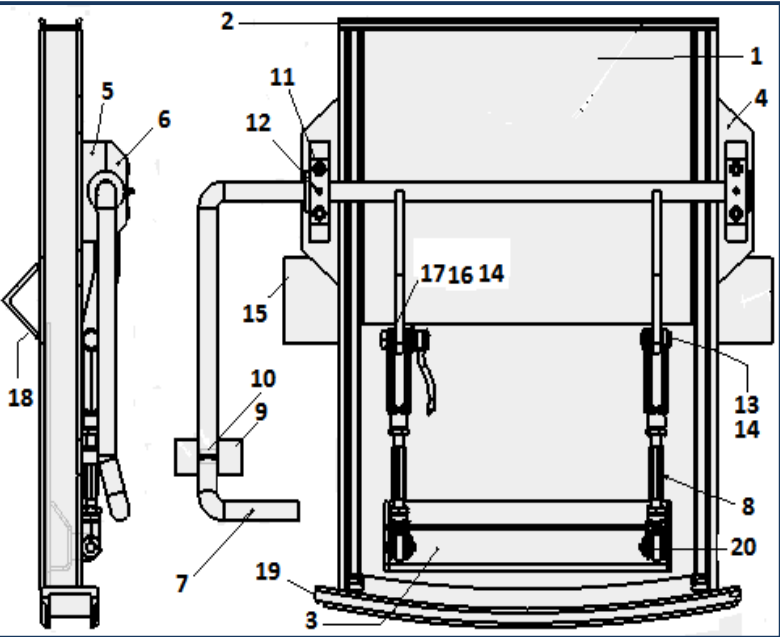
| 019-20002-00 DOOR ASSEMBLY PARTS LIST |              |   |
|---------------------------------------|--------------|---|
| 1                                     | 019-10005-00 | Door Only   |
| 2                                     | 043-10106-01 | Door Support                                      |
| 1                                     | 712-10048-02 | Hinge, 23" Stainless Steel                        |
| 2                                     | 546-05037-00 | Closure Handle (item 1)                           |
| 2                                     | 540-05020-08 | Bolt, 1/2"-20 x 1-1/2" GR5 zinc plated / hex head |
| 2                                     | 540-02000-08 | Washer, 1/2" SAE Flat                             |
| 2                                     | 540-16000-08 | 1/2" Nylock Nut zinc plated                       |

|   |              |  |
|---|--------------|--|
| 1 | 019-20006-00 | Hybrid Man Door Step Assy (item 4) (*optional)   |
| 1 | 546-05011-00 | Hybrid Man Door Grab handle (item 5) (*optional) |
| 4 | 542-11125-04 | Counter Sunk 1/4" x 1-1/4" Stainless Screw       |
| 4 | 542-14000-04 | 1/4" Nylok Stainless Lock Nut                    |



## COAL DOOR ASSEMBLIES

| 018-20004-00  |     |              |                          |  |
|---|-----|--------------|--------------------------|--|
| 12" Hybrid Coal Door Assembly   |     |              |                          |  |
| ITEM  | QTY | PART NO.     | DESCRIPTION              |  |
|  |     |              |                          |  |
| 1   | 1   | 033-10104-00 | Door 12" Frame           |  |
| 2   | 1   | 033-10102-01 | Top Cap 12" Door         |  |
| 3   | 2   | 033-10013-00 | Bearing Block Spacer     |  |
| 4   | 2   | 044-10192-00 | Split Bearing Bottom     |  |
| 5   | 2   | 044-10191-00 | Split Bearing Top        |  |
| 6   | 1   | 044-20014-12 | 12" Coal Door Handle     |  |
| 7   | 2   | 044-30007-00 | Coal Door Linkage        |  |
| 8   | 1   | 033-10139-00 | Stop Pad                 |  |
| 9   | 1   | 044-10011-00 | Coal Door Stop           |  |
| 10  | 4   | 542-14015-08 | 1/2-13 x 1-1/2 SHCS      |  |
| 11  | 2   | 546-05009-00 | 1/4" Grease Zerk         |  |
| 12  | 1   | 044-10256-00 | Bolt Flow Control        |  |
| 13  | 1   | 546-05045-00 | Actuation Handle         |  |
| 14  | 1   | 544-05500-10 | 5/8" Clevis Pin          |  |
| 15  | 2   | 542-08002-15 | 1/8" x 1-1/2" Cotter Pin |  |
| 16  | 1   | 018-10012-01 | Reinforcement            |  |
| 17  | 1   | 018-20007-00 | Slider Ass'y 12" Door    |  |
| 18  | 2   | 558-05125-00 | Coal Door Eyelets        |  |

| 018-20005-00   |     |              |                          |  |
|--|-----|--------------|--------------------------|--|
| 20" Hybrid Coal Door Assembly  |     |              |                          |  |
| ITEM   | QTY | PART NO.     | DESCRIPTION              |  |
|  |     |              |                          |  |
| 1  | 1   | 033-20020-00 | Door 20" Frame           |  |
| 2  | 1   | 033-10102-01 | Top Cap 20" Door         |  |
| 3  | 1   | 018-20007-01 | Slider assy 20" Door     |  |
| 4  | 2   | 033-10013-00 | Bearing Block Spacer     |  |
| 5  | 2   | 044-10192-00 | Split Bearing Bottom     |  |
| 6  | 2   | 044-10191-00 | Split Bearing Top        |  |
| 7  | 1   | 018-20008-00 | Hybrid 20" Handle        |  |
| 8  | 2   | 044-30007-00 | Cold Door Linkage        |  |
| 9  | 1   | 033-10139-00 | Stop Pad                 |  |
| 10   | 1   | 044-10011-00 | Coal Door Stop           |  |
| 11   | 4   | 542-14015-08 | 1/2-13 x 1-1/2 SHCS      |  |
| 12   | 2   | 546-05009-00 | 1/4" Grease Zerk         |  |
| 13   | 1   | 544-05500-10 | 5/8" Clevis Pin          |  |
| 14   | 2   | 542-08002-15 | 1/8" x 1-1/2" Cotter Pin |  |
| 15   | 2   | 002-10104-00 | Plate Spacer             |  |
| 16   | 1   | 002-10014-00 | Actuation Handle         |  |
| 17   | 1   | 044-10256-00 | Control Flow Bolt        |  |
| 18   | 1   | 044-20077-00 | Stiffener 20" Door       |  |
| 19   | 1   | 18-10012-01  | Reinforcement            |  |
| 20   | 2   | 558-05125-00 | Coal Door Eyelets        |  |

044-30007-00 Coal Door Linkage

558-05125-00 Coal Door Eyelet

044-10191-00 Split Bearing Block - Top Half

044-10192-00 Split Bearing Block - Bottom Half

542-14015-08 1/2-13 x 1-1/2" SHCS Allen Head Bolt Stainless

546-05009-00 1/4" Straight Grease Zerk

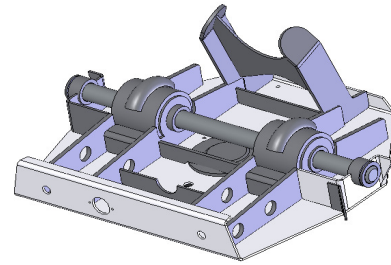
044-10256-00 Bolt Control Flow

546-05045-00 Actuation Handle

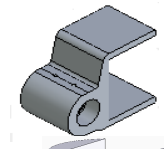


| PART NO. | ITEM | HARDWARE |
|----------|------|----------|
|----------|------|----------|

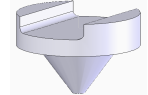
- 016-30001-00 Hybrid Upper Fifthwheel Coupler
- 080-20016-03 Coupler Pin
- 545-05005-00 3"OD x 2-1/8"ID x 1/4"THK Retainer Washer



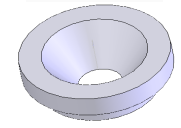
- 566-05052-04 Aluminum Draft Arm End Coupler



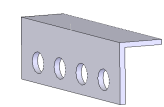
- 016-10014-00 Draftarm Guide



- 016-10015-00 Receiver for Draftarm Guide

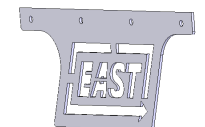


- 119-10072-00 Manifold Air Bracket

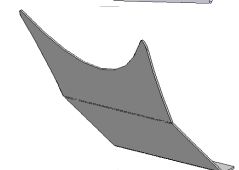


| PART NO. | ITEM | HARDWARE |
|----------|------|----------|
|----------|------|----------|

- 016-10058-00 Bracket, Anti-Sail with East Burnout



- 016-10041-00 Hybrid Front Sub-Frame Skirt



- 546-05011-00 Hybrid Mandoor Bolt on Grab Handle
- 542-11125-04 Counter Sunk Stainless 1/4" X 1-1/4" Screw (4)
- 542-14000-04 Stainless Nylok Hex Nut 1/4" (4)

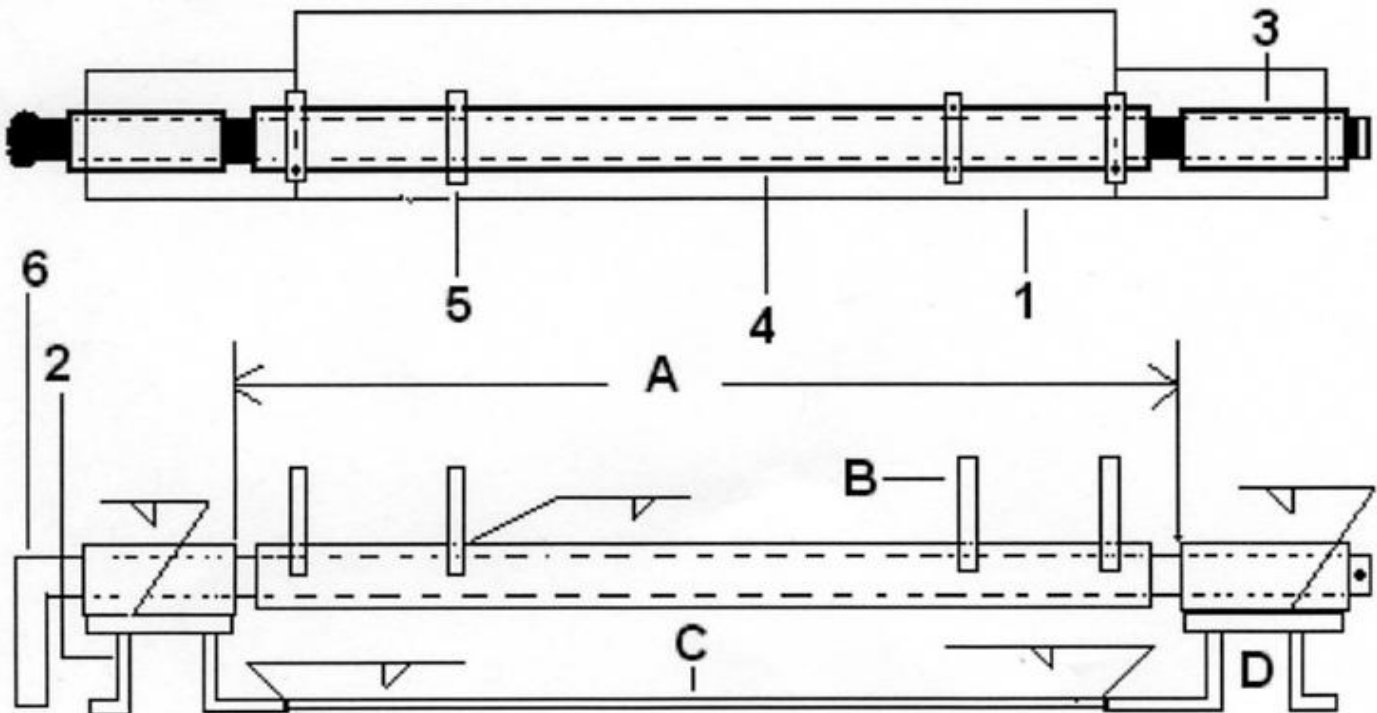


## SLIDING FIFTH WHEEL LOCKING KIT

### PART NUMBER 099-30850-01

#### PARTS LISTING

| PART NUMBER  | QTY | ITEM NO.  | DESCRIPTION                      |
|--------------|-----|-----------|----------------------------------|
| 099-10754-03 | 1   | 1         | Mounting Plate                   |
| 099-20750-02 | 2   | 2         | Pedestal Mounting Assembly       |
| 099-10754-02 | 2   | 3         | Pedestal Mount Tube              |
| 099-10754-01 | 1   | 4         | Cross Tube                       |
| 099-10754-00 | 4   | 5         | Mounting Gussets                 |
| 099-20750-01 | 1   | 6         | Locking Pin & Handle Assembly    |
| 542-06002-00 | 1   | not shown | #12 x 3/4" Tek Screw             |
| 542-09032-03 | 1   | not shown | 3/16" x 3-1/4" Long Safety Clip  |
| 543-05007-00 | 6"  | not shown | Fixture Chain                    |
| 545-05002-00 | 1   | not shown | 2.5"OD x 1.5"ID x .25 THK Washer |



#### NOTES:

- A Dimension to allow fifth wheel tilt clearance.
- B Gussets to be welded underside of fifth wheel.
- C Plate welded to sliding fifth wheel assembly.
- D Pedestal mounted over sliding fifth wheel track.

## BULKHEAD MANDOOR S & P / GENESIS TRAILERS

### PART NUMBER 043-20036-51

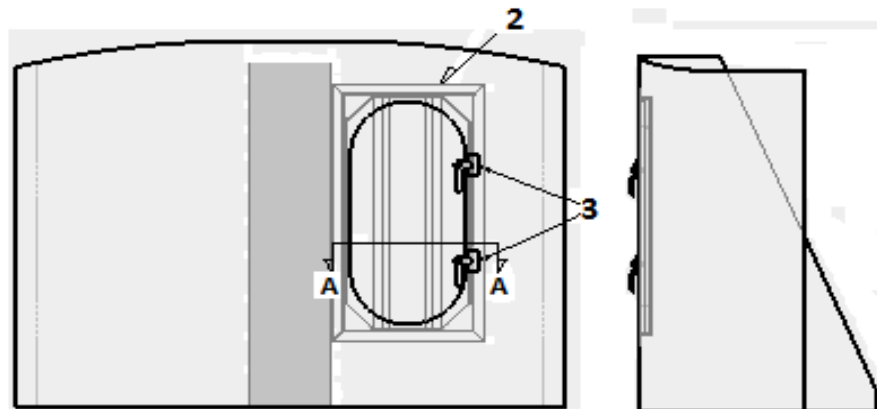
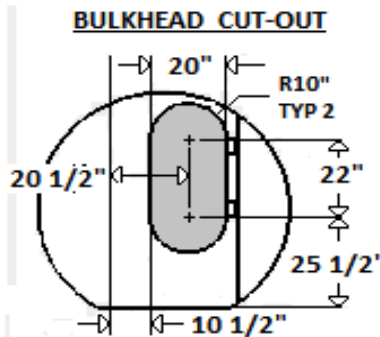
#### PARTS LISTING

| PART NUMBER  | QTY | DESCRIPTION                  |
|--------------|-----|------------------------------|
| 043-10105-00 | 1   | Door                         |
| 043-10106-00 | 2   | Door Support                 |
| 043-20037-00 | 1   | Door Frame                   |
| 546-05037-00 | 2   | Door Handle                  |
| 540-05020-08 | 2   | Bolt 1-1/2"-13 x 1/2" GR5    |
| 540-02000-08 | 2   | Flat Washer SAE 1/2"         |
| 540-16000-08 | 2   | Nylok Lock Nut 1/2"-13       |
| 033-10139-00 | 2   | Door Wear / Stop Pad         |
| 712-10048-00 | 1   | 33-3/4" Aluminum Piano Hinge |
| 564-05023-00 | 14' | Door Weather Seal            |

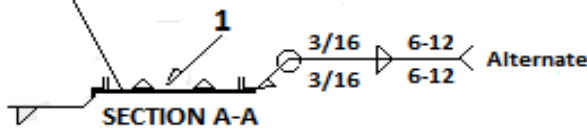


#### Bulkhead Man Door Mounting Instructions

| PART NUMBER  | ITEM | QTY | DESCRIPTION       |
|--------------|------|-----|-------------------|
| 043-20036-00 | 1    | 1   | ASSEMBLY MANDOOR  |
| 043-20037-00 | 2    | 1   | FRAME, MANDOOR    |
| 033-10139-00 | 3    | 2   | ALUMINUM STOP PAD |



Center Frame About the Cut-Out; Weld as Noted  
 install door; weld as noted; Install Waterseal  
 continue Bulkhead Bands and supports per standard.



## SPREADER CHAIN KIT

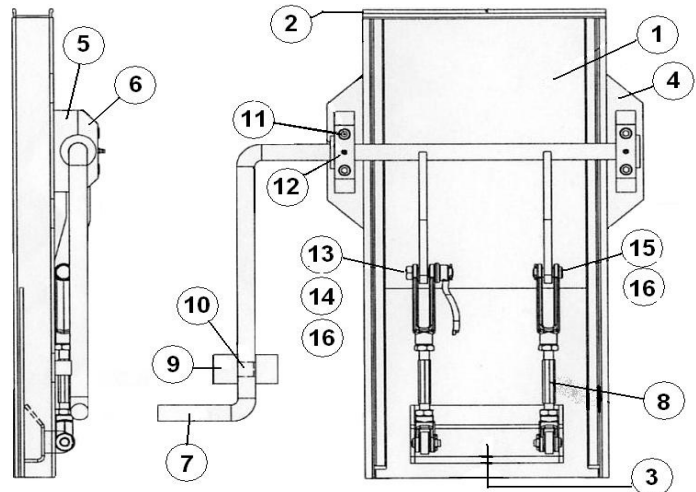
**KIT NO. 099-30817-00**

| Part No.     | Qty. | Description           | Part No.     | Qty. | Description                   |
|--------------|------|-----------------------|--------------|------|-------------------------------|
| 044-20003-40 | 2    | 40" Spreader Chain    | 558-05105-00 | 2    | Aluminum Tarp Hook            |
| 540-05015-08 | 2    | 1/2"-20 x 1 1/2" Bolt | 044-10027-00 | 2    | 3/8" Aluminum Retainer Angles |
| 540-01000-08 | 2    | 1/2"-20 Hex Nut       | 044-10005-00 | 2    | Tailgate Gusset with Hole     |
| 540-02000-08 | 2    | 1/2" Flat Washer      | 557-05027-01 | 2    | Aluminum Chain Keyhole        |
| 540-03000-08 | 2    | 1/2" Lock Washer      | 564-05021-01 | 2    | Perforated Chain Guard        |

## GENESIS STYLE TAILGATE COAL DOOR KIT

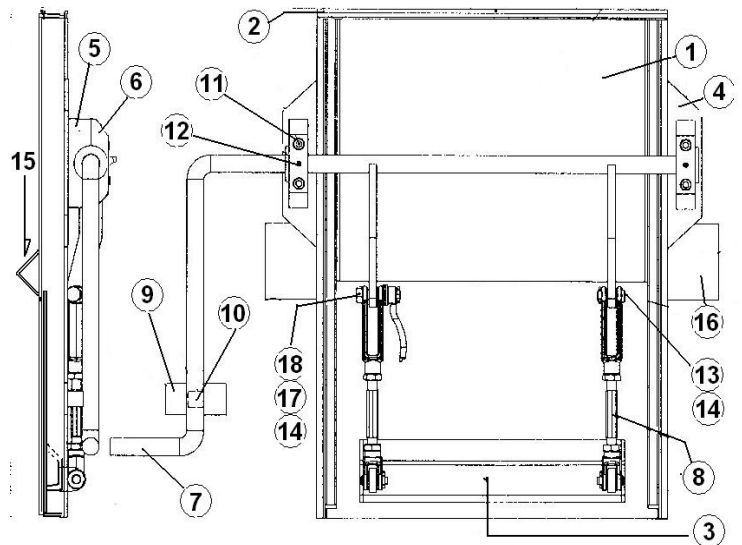
### 002-20025-12 Coal Door Kit 12"w

| ITEM | QTY | PART NO.     | DESCRIPTION                    |
|------|-----|--------------|--------------------------------|
| 1    | 1   | 033-10104-00 | 12" Coal Door Extrusion        |
| 2    | 1   | 033-10102-01 | Top Cap for 12" Coal Door      |
| 3    | 1   | 002-20002-00 | Slider Assy., 12" Coal Door    |
| 4    | 2   | 033-10013-00 | Bearing Block Spacer           |
| 5    | 2   | 044-10192-00 | Split Bearing Block Bottom     |
| 6    | 2   | 044-10191-00 | Split Bearing Block Top        |
| 7    | 1   | 044-20014-12 | 12" Coal Door Handle (dbl lug) |
| 8    | 2   | 044-30007-00 | Coal Door Linkage Assy.        |
| 9    | 1   | 033-10139-00 | Coal Door Stop Pad             |
| 10   | 1   | 044-10011-00 | Coal Door Stop                 |
| 11   | 4   | 542-14015-06 | 3/8-13 x 1-1/2 SHCS            |
| 12   | 2   | 546-05009-00 | 1/4" Grease Zerk               |
| 13   | 1   | 044-10256-00 | Bolt, Flow Control             |
| 14   | 2   | 546-05045-00 | Actuation Handle               |
| 15   | 1   | 544-05500-10 | 5/8" Clevis Pin                |
| 16   | 2   | 542-08002-15 | 1/8" x 1-1/2" Cotter Pin       |



### 002-20026-20 Coal Door Kit 20"w

| ITEM | QTY | PART NO.     | DESCRIPTION                    |
|------|-----|--------------|--------------------------------|
| 1    | 1   | 033-20020-00 | 20" Coal Door Extrusion        |
| 2    | 1   | 033-10102-00 | Top Cap for 20" Coal Door      |
| 3    | 1   | 002-20002-01 | Slider Assy., 20" Coal Door    |
| 4    | 2   | 033-10013-00 | Bearing Block Spacer           |
| 5    | 2   | 044-10192-00 | Split Bearing Block Bottom     |
| 6    | 2   | 044-10191-00 | Split Bearing Block Top        |
| 7    | 1   | 044-20014-20 | 20" Coal Door Handle (dbl lug) |
| 8    | 2   | 044-30007-00 | Coal Door Linkage Assy.        |
| 9    | 1   | 033-10139-00 | Coal Door Stop Pad             |
| 10   | 1   | 044-10011-00 | Coal Door Stop                 |
| 11   | 4   | 542-14015-06 | 3/8-13 x 1-1/2 SHCS            |
| 12   | 2   | 546-05009-00 | 1/4" Grease Zerk               |
| 13   | 1   | 544-05500-10 | 5/8" Clevis Pin                |
| 14   | 2   | 542-08002-15 | 1/8" x 1-1/2" Cotter Pin       |
| 15   | 1   | 044-20077-00 | Stiffener, 20" Coal Door       |
| 16   | 2   | 002-10104-00 | Plate, Spacer                  |
| 17   | 1   | 546-05045-00 | Actuation Handle               |
| 18   | 1   | 044-10256-00 | Bolt, Flow Control             |



## CAST ALUMINUM HINGE SIDE SWING KITS

### KIT PART NUMBER 099-30820-03

### 3 HINGE KIT

| PART NO      | QTY. | DESCRIPTION           | PART NO      | QTY. | DESCRIPTION             |
|--------------|------|-----------------------|--------------|------|-------------------------|
| 558-05171-00 | 3    | Gate Hinge            | 540-05015-08 | 1    | 1/2" X 1 1/2" SAE BOLT  |
| 558-05172-00 | 3    | Body Hinge            | 044-20003-40 | 1    | 40" Spreader Chain      |
| 044-10004-00 | 1    | Gusset (with hole)    | 540-05045-08 | 2    | 1/2-20 x 4 1/2" CS Bolt |
| 044-10005-00 | 2    | Gusset (without hole) | 542-09032-03 | 6    | 3/16" Pin Safety Clip   |
| 044-20030-00 | 1    | Nut & Handle          | 044-20042-00 | 1    | Gate Guide Assembly     |
| 566-05007-00 | 1    | Threaded Top Pin      | 566-15010-00 | 3    | 3/4" Side Swing Pin     |
| 540-01000-08 | 3    | 1/2-20 Hex Nut        | 557-05027-01 | 1    | Key Hole Chain Lug      |
| 540-02000-08 | 3    | 1/2 SAE Flat Washer   | 558-05105-00 | 1    | Tarp Hook               |
| 540-03000-08 | 3    | 1/2 Lock Washer       | 044-10028-04 | 1    | Hinge Pin Holder        |
| 566-15012-00 | 2    | 5/8" Side Swing Pin   |              |      |                         |

### KIT PART NUMBER 099-30820-04

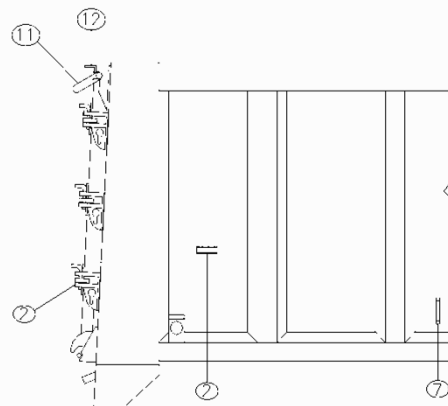
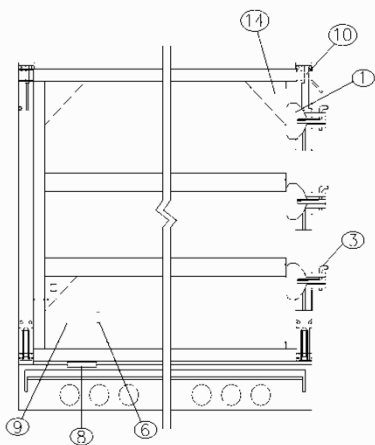
### 4 HINGE KIT

| PART NO      | QTY. | DESCRIPTION           | PART NO      | QTY. | DESCRIPTION             |
|--------------|------|-----------------------|--------------|------|-------------------------|
| 558-05171-00 | 4    | Gate Hinge            | 540-05015-08 | 1    | 1/2" X 1 1/2" SAE BOLT  |
| 558-05172-00 | 4    | Body Hinge            | 044-20003-40 | 1    | 40" Spreader Chain      |
| 044-10004-00 | 1    | Gusset (with hole)    | 540-05045-08 | 2    | 1/2-20 x 4 1/2" CS Bolt |
| 044-10005-00 | 2    | Gusset (without hole) | 542-09032-03 | 7    | 3/16" Pin Safety Clip   |
| 044-20030-00 | 1    | Nut & Handle          | 044-20042-00 | 1    | Gate Guide Assembly     |
| 566-05007-00 | 1    | Threaded Top Pin      | 566-15010-00 | 4    | 3/4" Side Swing Pin     |
| 540-01000-08 | 3    | 1/2-20 Hex Nut        | 557-05027-01 | 1    | Key Hole Chain Lug      |
| 540-02000-08 | 3    | 1/2 SAE Flat Washer   | 558-05105-00 | 1    | Tarp Hook               |
| 540-03000-08 | 3    | 1/2 Lock Washer       | 044-10028-04 | 1    | Hinge Pin Holder        |
| 566-15012-00 | 2    | 5/8" Side Swing Pin   |              |      |                         |

### KIT PART NUMBER 099-30820-05

### 5 HINGE KIT

| PART NO      | QTY. | DESCRIPTION           | PART NO      | QTY. | DESCRIPTION             |
|--------------|------|-----------------------|--------------|------|-------------------------|
| 558-05171-00 | 5    | Gate Hinge            | 540-05015-08 | 1    | 1/2" X 1 1/2" SAE BOLT  |
| 558-05172-00 | 5    | Body Hinge            | 044-20003-40 | 1    | 40" Spreader Chain      |
| 044-10004-00 | 2    | Gusset (with hole)    | 540-05045-08 | 2    | 1/2-20 x 4 1/2" CS Bolt |
| 044-10005-00 | 2    | Gusset (without hole) | 542-09032-03 | 8    | 3/16" Pin Safety Clip   |
| 044-20030-00 | 1    | Nut & Handle          | 044-20042-00 | 1    | Gate Guide Assembly     |
| 566-05007-00 | 1    | Threaded Top Pin      | 566-15010-00 | 5    | 3/4" Side Swing Pin     |
| 540-01000-08 | 3    | 1/2-20 Hex Nut        | 557-05027-01 | 1    | Key Hole Chain Lug      |
| 540-02000-08 | 3    | 1/2 SAE Flat Washer   | 558-05105-00 | 1    | Tarp Hook               |
| 540-03000-08 | 3    | 1/2 Lock Washer       | 044-10028-04 | 1    | Hinge Pin Holder        |
| 566-15012-00 | 2    | 5/8" Side Swing Pin   |              |      |                         |



| ITEM | PART NO.     | DESCRIPTION          |
|------|--------------|----------------------|
| 1    | 558-05171-00 | Gate Hinge           |
| 2    | 558-05172-00 | Body Hinge           |
| 3    | 566-15010-00 | 3/4" Hinge Pin       |
| 4    | 542-09032-03 | Safety Hair Pin Clip |
| 5    | 044-10028-04 | Hinge Pin Holder     |
| 6    | 558-05115-00 | Cast Tarp Hook       |
| 7    | 557-05027-01 | Aluminum Keyhole     |
| 8    | 044-20042-00 | Gate Guide           |
| 9    | 044-20003-40 | 40" Spreader Chain   |
| 10   | 566-05007-00 | Threaded Top TG Pin  |
| 11   | 044-20030-00 | Thd Nut & Handle     |
| 12   | 566-15012-00 | 5/8" 90 deg Top Pin  |
| 13   | 044-10004-00 | Gusset (with hole)   |
| 14   | 044-10005-00 | Gusset (w/o hole)    |



## EXTRUDED ALUMINUM SIDE SWING KITS (Std. Top Hinge)

### KIT PART NUMBER 099-30820-22

### 2 HINGE KIT

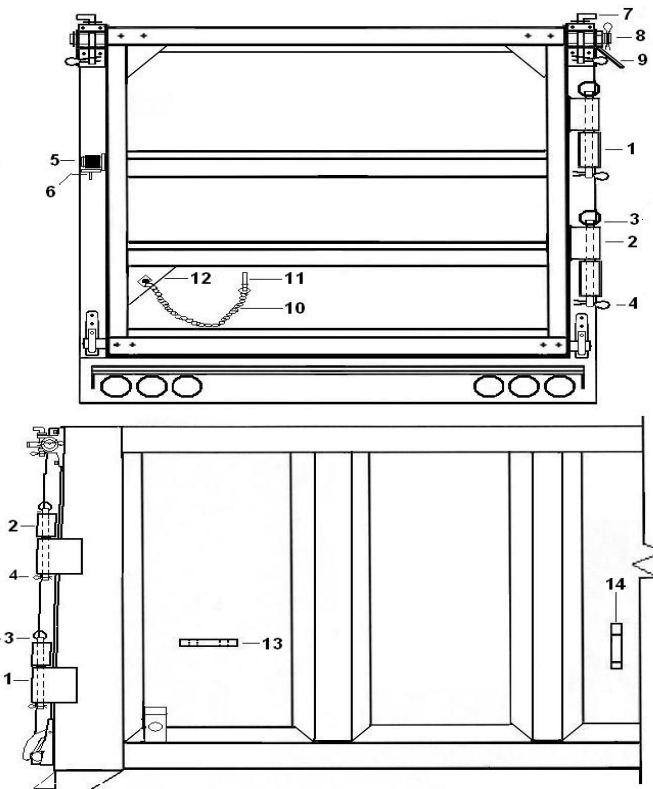
(kit shown in diagram)

| PART NO      | QTY. | DESCRIPTION                | PART NO      | QTY. | DESCRIPTION                       |
|--------------|------|----------------------------|--------------|------|-----------------------------------|
| 044-20031-00 | 2    | Extruded Hinge (Body)      | 044-10004-00 | 1    | Tailgate Gusset (with hole)       |
| 044-20032-00 | 2    | Extruded Hinge (Gate)      | 044-10005-00 | 1    | Tailgate Gusset (w/o hole)        |
| 566-15010-02 | 2    | 3/4" x 12" Hinge Pin       | 044-10028-02 | 1    | Hinge Pin Storage Holder          |
| 542-09032-03 | 5    | 3/16" Safety Hair Pin Clip | 044-20003-40 | 1    | 40" Spreader Chain                |
| 545-05016-00 | 2    | Shim Washer                | 558-05115-00 | 1    | Cast Tarp Hook                    |
| 566-05007-00 | 1    | Threaded Top Pin           | 540-01000-08 | 5    | 1/2"-20 Hex Nut                   |
| 044-20030-00 | 1    | Threaded Nut & Handle      | 540-02000-08 | 3    | 1/2" Flat Washer                  |
| 044-20000-01 | 1    | Roller Door Guide Assy.    | 540-03000-08 | 5    | 1/2" Lock Washer                  |
| 044-20048-00 | 1    | Roller Door Guide Ramp     | 540-05015-08 | 3    | 1/2" x 1-1/2" SAE Bolt            |
| 557-05027-01 | 1    | Extruded Alum. Key Hole    | 540-05045-08 | 2    | 1/2"-20 x 4-1/2" Countersunk Bolt |

### KIT PART NUMBER 099-30820-23

### 3 HINGE KIT

| PART NO      | QTY. | DESCRIPTION                | PART NO      | QTY. | DESCRIPTION                       |
|--------------|------|----------------------------|--------------|------|-----------------------------------|
| 044-20031-00 | 3    | Extruded Hinge (Body)      | 044-10004-00 | 1    | Tailgate Gusset (with hole)       |
| 044-20032-00 | 3    | Extruded Hinge (Gate)      | 044-10005-00 | 1    | Tailgate Gusset (w/o hole)        |
| 566-15010-02 | 3    | 3/4" x 12" Hinge Pin       | 044-10028-02 | 1    | Hinge Pin Storage Holder          |
| 542-09032-03 | 6    | 3/16" Safety Hair Pin Clip | 044-20003-40 | 1    | 40" Spreader Chain                |
| 545-05016-00 | 2    | Shim Washer                | 558-05115-00 | 1    | Cast Tarp Hook                    |
| 566-05007-00 | 1    | Threaded Top Pin           | 540-01000-08 | 5    | 1/2"-20 Hex Nut                   |
| 044-20030-00 | 1    | Threaded Nut & Handle      | 540-02000-08 | 3    | 1/2" Flat Washer                  |
| 044-20000-01 | 1    | Roller Door Guide Assy.    | 540-03000-08 | 5    | 1/2" Lock Washer                  |
| 044-20048-00 | 1    | Roller Door Guide Ramp     | 540-05015-08 | 3    | 1/2" x 1-1/2" SAE Bolt            |
| 557-05027-01 | 1    | Extruded Alum. Key Hole    | 540-05045-08 | 2    | 1/2"-20 x 4-1/2" Countersunk Bolt |



### PARTS LISTING

(Kit Number 099-30820-22 Shown)

| ITEM | PART NO.     | DESCRIPTION           |
|------|--------------|-----------------------|
| 1    | 044-20031-00 | Extruded Body Hinge   |
| 2    | 044-20032-00 | Extruded gate hinge   |
| 3    | 566-15010-02 | 12" Hinge Pin         |
|      | 545-05015-00 | Hinge Washer          |
| 4    | 542-09032-03 | Safety Hinge Pin Clip |
| 5    | 044-20000-01 | Roller Door Guide     |
| 6    | 044-20048-00 | Roller Guide Ramp     |
| 7    | 566-15012-00 | 90 deg 5/8 Pin        |
| 8    | 566-05007-00 | Threaded Top Pin      |
| 9    | 044-20030-00 | Nut & Handle Assy.    |
| 10   | 044-20003-40 | 40" Spreader Chain    |
| 11   | 558-05115-00 | Cast Tarp Hook        |
| 12   | 044-10005-00 | Gusset w/ Hole        |
| 13   | 044-10028-02 | Hinge Pin Storage     |
| 14   | 557-05027-01 | Extruded Keyhole      |

## EXTRUDED ALUMINUM SIDE SWING KITS (Overslung Hinge)

| <b>KIT PART NUMBER 099-30820-32</b> |             |                            | <b>2 HINGE KIT</b> |             |                                   | <b>(kit shown in diagram)</b> |             |                    |
|-------------------------------------|-------------|----------------------------|--------------------|-------------|-----------------------------------|-------------------------------|-------------|--------------------|
| <b>PART NO</b>                      | <b>QTY.</b> | <b>DESCRIPTION</b>         | <b>PART NO</b>     | <b>QTY.</b> | <b>DESCRIPTION</b>                | <b>PART NO</b>                | <b>QTY.</b> | <b>DESCRIPTION</b> |
| 044-20031-00                        | 1           | Extruded Hinge (Body)      | 044-10004-00       | 1           | Tailgate Gusset (with hole)       |                               |             |                    |
| 044-20032-00                        | 2           | Extruded Hinge (Gate)      | 044-10005-00       | 1           | Tailgate Gusset (w/o hole)        |                               |             |                    |
| 566-15010-02                        | 1           | 3/4" x 12" Hinge Pin       | 044-10028-02       | 1           | Hinge Pin Storage Holder          |                               |             |                    |
| 542-09032-03                        | 2           | 3/16" Safety Hair Pin Clip | 044-20003-40       | 1           | 40" Spreader Chain                |                               |             |                    |
| 545-05016-00                        | 2           | Shim Washer                | 558-05115-00       | 1           | Cast Tarp Hook                    |                               |             |                    |
| 552-05006-02                        | 1           | RH Two-Way Overslung Hinge | 540-01000-08       | 5           | 1/2"-20 Hex Nut                   |                               |             |                    |
| 540-05150-12                        | 1           | 15" Bolt USS               | 540-02000-08       | 3           | 1/2" Flat Washer                  |                               |             |                    |
| 044-20000-01                        | 1           | Roller Door Guide Assy.    | 540-03000-08       | 5           | 1/2" Lock Washer                  |                               |             |                    |
| 044-20000-01                        | 1           | Roller Door Guide Assy.    | 540-05015-08       | 3           | 1/2" x 1-1/2" SAE Bolt            |                               |             |                    |
| 044-20048-00                        | 1           | Roller Door Guide Ramp     | 540-05045-08       | 2           | 1/2"-20 x 4-1/2" Countersunk Bolt |                               |             |                    |
| 557-05027-01                        | 1           | Extruded Alum. Key Hole    |                    |             |                                   |                               |             |                    |

| <b>KIT PART NUMBER 099-30820-33</b> |             |                            | <b>3 HINGE KIT</b> |             |                                   |                |             |                    |
|-------------------------------------|-------------|----------------------------|--------------------|-------------|-----------------------------------|----------------|-------------|--------------------|
| <b>PART NO</b>                      | <b>QTY.</b> | <b>DESCRIPTION</b>         | <b>PART NO</b>     | <b>QTY.</b> | <b>DESCRIPTION</b>                | <b>PART NO</b> | <b>QTY.</b> | <b>DESCRIPTION</b> |
| 044-20031-00                        | 1           | Extruded Hinge (Body)      | 044-10004-00       | 1           | Tailgate Gusset (with hole)       |                |             |                    |
| 044-20032-00                        | 2           | Extruded Hinge (Gate)      | 044-10005-00       | 1           | Tailgate Gusset (w/o hole)        |                |             |                    |
| 566-15010-02                        | 1           | 3/4" x 12" Hinge Pin       | 044-10028-02       | 1           | Hinge Pin Storage Holder          |                |             |                    |
| 542-09032-03                        | 2           | 3/16" Safety Hair Pin Clip | 044-20003-40       | 1           | 40" Spreader Chain                |                |             |                    |
| 545-05016-00                        | 2           | Shim Washer                | 558-05115-00       | 1           | Cast Tarp Hook                    |                |             |                    |
| 552-05006-02                        | 1           | RH Two-Way Overslung Hinge | 540-01000-08       | 5           | 1/2"-20 Hex Nut                   |                |             |                    |
| 540-05150-12                        | 1           | 15" Bolt USS               | 540-02000-08       | 3           | 1/2" Flat Washer                  |                |             |                    |
| 044-20000-01                        | 1           | Roller Door Guide Assy.    | 540-03000-08       | 5           | 1/2" Lock Washer                  |                |             |                    |
| 044-20000-01                        | 1           | Roller Door Guide Assy.    | 540-05015-08       | 3           | 1/2" x 1-1/2" SAE Bolt            |                |             |                    |
| 044-20048-00                        | 1           | Roller Door Guide Ramp     | 540-05045-08       | 2           | 1/2"-20 x 4-1/2" Countersunk Bolt |                |             |                    |
| 557-05027-01                        | 1           | Extruded Alum. Key Hole    |                    |             |                                   |                |             |                    |

**SPRING CROSS BRACE KITS****KIT PART NUMBER 516-30801-00****GENESIS TRAILERS**

| PART NO      | QTY. | DESCRIPTION                    |
|--------------|------|--------------------------------|
| 516-05006-00 | 2    | Steel Spring Cross Brace       |
| 540-02000-16 | 4    | 1" SAE Flat Washer             |
| 540-14000-16 | 4    | 1"- 8 Crimped Hex Lock Nut     |
| 540-15025-16 | 2    | 1" - 8 x 2-1/2" GR 5 Zinc HHCS |
| 540-15080-16 | 2    | 1" - 8 x 8" GR 5 Zinc HHCS     |

**KIT PART NUMBER 516-30801-00****SHEET & POST TRAILERS**

| PART NO      | QTY. | DESCRIPTION                    |
|--------------|------|--------------------------------|
| 516-05006-01 | 2    | Steel Spring Cross Brace       |
| 540-02000-16 | 4    | 1" SAE Flat Washer             |
| 540-14000-16 | 4    | 1"- 8 Crimped Hex Lock Nut     |
| 540-15025-16 | 2    | 1" - 8 x 2-1/2" GR 5 Zinc HHCS |
| 540-15065-16 | 2    | 1" - 8 x 6-1/2" GR 5 Zinc HHCS |

**WINDER KIT STANDARD TAILGATES****KIT PART NUMBER 099-30823-00****SHEET & POST GATE ALUM.**

| PART NO      | QTY. | DESCRIPTION          |
|--------------|------|----------------------|
| 099-15001-00 | 1    | Safety Winder        |
| 044-10168-00 | 1    | Gate Bracket         |
| 566-05075-01 | 1    | Pocket Bracket       |
| 566-15011-01 | 1    | Winder Pin           |
| 542-09032-03 | 2    | Safety Retainer Clip |

**KIT PART NUMBER 099-30823-01****SHEET & POST GATE STEEL**

| PART NO      | QTY. | DESCRIPTION                  |
|--------------|------|------------------------------|
| 566-15001-00 | 1    | Safety Winder                |
| 566-05075-00 | 1    | Body Bracket with Pin & Clip |
|              | 1    | Gate Bracket                 |

**KIT PART NUMBER 099-30823-20****GENESIS GATE ALUM.**

| PART NO      | QTY. | DESCRIPTION          |
|--------------|------|----------------------|
| 099-15009-00 | 1    | Safety Winder        |
| 044-10168-00 | 1    | Gate Bracket         |
| 557-05088-01 | 1    | Body Bracket         |
| 566-15011-01 | 1    | Winder Pin           |
| 542-09032-03 | 2    | Safety Hair Pin Clip |



## CAB CONTROL KITS

### 099-30819-00 AIR AXLE LIFT KIT

|              |   |     |
|--------------|---|-----|
| 510-05025-16 | 1/2" Quick Coupler / male                 | 1   |
| 510-05024-16 | 1/2" Quick coupler / female               | 1   |
| 510-05009-00 | Quick Coupler Cover "Air Axle Lift"       | 1   |
| 510-25953-02 | 1/4" Toggle Switch                        | 1   |
| 510-05005-00 | Toggle Switch Cover Plate "Air Lift Axle" | 1   |
| 547-05200-04 | 1/4" Pipe Plug                            | 1   |
| 511-99006-23 | Rubber Air Hose                           | 12' |
| 512-15001-04 | 1/4" NPT to Rubber Air Hose Fitting       | 1   |
| 512-15003-08 | 1/2" NPT to Rubber Air Hose Fitting       | 1   |
| 511-99607-00 | 3/8" Green Plastic Airline                | 30' |
| 512-05680-64 | 1/4"NPT x 3/8"T Straight Brass Fitting    | 2   |
| 512-05680-66 | 3/8"NPT x 3/8"T Straight Brass Fitting    | 1   |
| 512-05690-64 | 1/4"NPT x 3/8"T 90 Degree Brass Fitting   | 1   |
| 512-15551-22 | 1/2" Bulkhead Coupler Fitting             | 1   |
| 512-05212-04 | 1/4" Anchor Coupler Fitting               | 1   |

### 099-30819-01 AIR SUSPENSION DUMP KIT

|              |   |     |
|--------------|---|-----|
| 510-05025-16 | 1/2" Quick Coupler / male                 | 1   |
| 510-05024-16 | 1/2" Quick coupler / female               | 1   |
| 510-05012-00 | Quick Coupler Cover "Air Susp Dump"       | 1   |
| 510-25953-02 | 1/4" Toggle Switch                        | 1   |
| 510-05002-01 | Toggle Switch Cover Plate "Air Susp Dump" | 1   |
| 547-05200-04 | 1/4" Pipe Plug                            | 1   |
| 511-99006-23 | Rubber Air Hose                           | 12' |
| 512-15001-04 | 1/4" NPT to Rubber Air Hose Fitting       | 1   |
| 512-15003-08 | 1/2" NPT to Rubber Air Hose Fitting       | 1   |
| 511-99607-00 | 3/8" Green Plastic Airline                | 30' |
| 512-05680-64 | 1/4"NPT x 3/8"T Straight Brass Fitting    | 2   |
| 512-05680-66 | 3/8"NPT x 3/8"T Straight Brass Fitting    | 1   |
| 512-05690-64 | 1/4"NPT x 3/8"T 90 Degree Brass Fitting   | 1   |
| 512-15551-22 | 1/2" Bulkhead Coupler Fitting             | 1   |
| 512-05212-04 | 1/4" Anchor Coupler Fitting               | 1   |

### 099-30819-02 AIR TAILGATE KIT

|              |   |     |
|--------------|---|-----|
| 510-05025-16 | 1/2" Quick Coupler / male               | 1   |
| 510-05024-16 | 1/2" Quick coupler / female             | 1   |
| 510-05008-00 | Quick Coupler Cover "Air Tailgate"      | 1   |
| 510-15440-13 | Lockable Flip Valve                     | 1   |
| 510-05440-13 | "Open / Close" Valve Decal              | 1   |
| 547-05200-04 | 1/4" Pipe Plug                          | 1   |
| 511-99006-23 | Rubber Air Hose                         | 12' |
| 512-15001-04 | 1/4" NPT to Rubber Air Hose Fitting     | 1   |
| 512-15003-08 | 1/2" NPT to Rubber Air Hose Fitting     | 1   |
| 511-99601-00 | 3/8" Yellow Plastic Airline             | 30' |
| 512-05680-64 | 1/4"NPT x 3/8"T Straight Brass Fitting  | 2   |
| 512-05680-66 | 3/8"NPT x 3/8"T Straight Brass Fitting  | 1   |
| 512-05690-64 | 1/4"NPT x 3/8"T 90 Degree Brass Fitting | 1   |
| 512-15551-22 | 1/2" Bulkhead Coupler Fitting           | 1   |
| 512-05212-04 | 1/4" Anchor Coupler Fitting             | 1   |





**EAST  
MANUFACTURING  
CORPORATION**