


PowerPEX[®]

ASTM F1960 Grip[™]

» Buying Information



PEX-a Tube
Now Available

Supply | Drainage | Support

www.siouxchief.com

TAKE THE FIELD.








CATEGORY	ITEM NO.	DESCRIPTION					MIN. QTY.	CASE QTY.	LIST PRICE
POWERPEX TUBE, STRAIGHT LENGTHS									
	664XA2N5	PEX Tube A	1/2"	Natural	5'	20/Bag	1	1	\$2.96 EA
	664XA3N5	PEX Tube A	3/4"	Natural	5'	10/Bag	1	1	\$4.65 EA
	664XA4N5	PEX Tube A	1"	Natural	5'	5/Bag	1	1	\$7.64 EA
	664XA6W20	PEX Tube A	1-1/2"	White	20'	8/Bag	1	1	\$710.13 EA
	664XA7W20	PEX Tube A	2"	White	20'	5/Bag	1	1	\$851.24 EA
	POWERPEX TUBE, STRAIGHT LENGTHS, OXYGEN BARRIER								
	664XA2N5H	PEX Tube A Barrier	1/2"	Natural	5'	20/Bag	1	1	\$4.19 EA
	664XA3N5H	PEX Tube A Barrier	3/4"	Natural	5'	10/Bag	1	1	\$6.80 EA
	664XA4N5H	PEX Tube A Barrier	1"	Natural	5'	5/Bag	1	1	\$11.33 EA
POWERPEX TUBE, COILS									
	665XA2N100	PEX Tube A	1/2"	Natural	100'		1	1	\$59.10 EA
	665XA2N250	PEX Tube A	1/2"	Natural	250'		1	1	\$147.75 EA
	665XA2N500	PEX Tube A	1/2"	Natural	500'		1	1	\$295.50 EA
	665XA3N100	PEX Tube A	3/4"	Natural	100'		1	1	\$93.00 EA
	665XA3N250	PEX Tube A	3/4"	Natural	250'		1	1	\$232.50 EA
	665XA4N100	PEX Tube A	1"	Natural	100'		1	1	\$152.70 EA
	665XA4N250	PEX Tube A	1"	Natural	250'		1	1	\$381.75 EA
	POWERPEX TUBE, COILS, OXYGEN BARRIER								
	665XA3N100H	PEX Tube A Barrier	3/4"	Natural	100'		1	1	\$136.00 EA
	665XA2N300H	PEX Tube A Barrier	1/2"	Natural	300'		1	1	\$251.37 EA
	665XA2N1000H	PEX Tube A Barrier	1/2"	Natural	1000'		1	1	\$837.89 EA
PEX EXPANSION RING									
	649W2		1/2"				50	1000	\$0.21 EA
	649W3		3/4"				50	500	\$0.40 EA
	649W4		1"				25	250	\$0.72 EA
BRASS ELBOW									
	642WG2		1/2"	×	1/2"		25	25	\$7.15 EA
	642WG3		3/4"	×	3/4"		25	25	\$14.30 EA
	642WG4		1"	×	1"		25	25	\$19.57 EA
POLYMER ELBOW									
	642WP2		1/2"	×	1/2"		25	250	\$1.94 EA
	642WP3		3/4"	×	3/4"		25	250	\$2.49 EA
	642WP4		1"	×	1"		10	250	\$5.05 EA



Sioux Chief warrants ASTM F1960 fittings ONLY when used with PEX-a tubing and when joints are made according to ASTM specifications.

CATEGORY	ITEM NO.	DESCRIPTION			MIN. QTY.	CASE QTY.	LIST PRICE
BRASS TEE							
	641WG222	1/2"	×	1/2"	×	1/2"	50 50 \$9.52 EA
	641WG223	1/2"	×	1/2"	×	3/4"	20 20 \$10.88 EA
	641WG322	3/4"	×	1/2"	×	1/2"	20 20 \$11.00 EA
	641WG323	3/4"	×	1/2"	×	3/4"	20 20 \$12.38 EA
	641WG332	3/4"	×	3/4"	×	1/2"	20 20 \$13.65 EA
	641WG333	3/4"	×	3/4"	×	3/4"	20 20 \$15.30 EA
	641WG334	3/4"	×	3/4"	×	1"	20 20 \$31.90 EA
	641WG433	1"	×	3/4"	×	3/4"	20 20 \$26.78 EA
	641WG442	1"	×	1"	×	1/2"	20 20 \$27.04 EA
	641WG443	1"	×	1"	×	3/4"	20 20 \$28.07 EA
641WG444	1"	×	1"	×	1"	20 20 \$26.78 EA	
POLYMER TEE							
	641WP222	1/2"	×	1/2"	×	1/2"	25 250 \$1.94 EA
	641WP223	1/2"	×	1/2"	×	3/4"	25 250 \$3.04 EA
	641WP322	3/4"	×	1/2"	×	1/2"	25 250 \$3.04 EA
	641WP323	3/4"	×	1/2"	×	3/4"	25 250 \$3.04 EA
	641WP332	3/4"	×	3/4"	×	1/2"	25 250 \$2.58 EA
	641WP333	3/4"	×	3/4"	×	3/4"	25 250 \$3.23 EA
	641WP443	1"	×	1"	×	3/4"	10 250 \$5.91 EA
	641WP444	1"	×	1"	×	1"	10 250 \$5.81 EA
	BRASS COUPLING						
	645WG2	1/2"	×	1/2"			100 100 \$4.64 EA
	645WG3	3/4"	×	3/4"			50 50 \$7.39 EA
	645WG32	3/4"	×	1/2"			50 50 \$7.98 EA
	645WG4	1"	×	1"			25 25 \$15.19 EA
	645WG43	1"	×	3/4"			25 25 \$12.88 EA
POLYMER COUPLING							
	645WP2	1/2"	×	1/2"			25 250 \$1.56 EA
	645WP3	3/4"	×	3/4"			25 250 \$1.99 EA
	645WP32	3/4"	×	1/2"			25 250 \$3.39 EA
	645WP4	1"	×	1"			25 250 \$3.23 EA
	645WP43	1"	×	3/4"			25 250 \$4.84 EA
POLYMER PLUG							
	640WP02	1/2"					25 250 \$1.23 EA
	640WP03	3/4"					25 250 \$1.95 EA
	640WP04	1"					10 250 \$2.53 EA







CATEGORY	ITEM NO.	DESCRIPTION			MIN. QTY.	CASE QTY.	LIST PRICE
BRASS STRAIGHT ADAPTER, MSWT × F1960							
	643WG2	1/2" MSWT	×	1/2" F1960	100	100	\$3.35 EA
	643WG23	1/2" MSWT	×	3/4" F1960	50	50	\$7.98 EA
	643WG3	3/4" MSWT	×	3/4" F1960	50	50	\$7.60 EA
	643WG32	3/4" MSWT	×	1/2" F1960	50	50	\$6.85 EA
	643WG4	1" MSWT	×	1" F1960	25	25	\$13.91 EA
	643WG43	1" MSWT	×	3/4" F1960	25	25	\$14.94 EA
	643WG5	1-1/4" MSWT	×	1-1/4" F1960	5	5	\$31.42 EA
	643WG6	1-1/2" MSWT	×	1-1/2" F1960	5	5	\$51.75 EA
	643WG7	2" MSWT	×	2" F1960	5	5	\$154.50 EA
BRASS STRAIGHT ADAPTER, FSWT × F1960							
	644WG2	1/2" FSWT	×	1/2" F1960	100	100	\$3.40 EA
	644WG23	1/2" FSWT	×	3/4" F1960	50	50	\$12.36 EA
	644WG3	3/4" FSWT	×	3/4" F1960	50	50	\$7.73 EA
	644WG32	3/4" FSWT	×	1/2" F1960	50	50	\$6.70 EA
	644WG4	1" FSWT	×	1" F1960	25	25	\$13.39 EA
	644WG43	1" FSWT	×	3/4" F1960	25	25	\$15.45 EA
	644WG5	1-1/4" FSWT	×	1-1/4" F1960	5	5	\$36.05 EA
	644WG6	1-1/2" FSWT	×	1-1/2" F1960	5	5	\$52.78 EA
	644WG7	2" FSWT	×	2" F1960	5	5	\$155.53 EA
BRASS STRAIGHT ADAPTER, MIP × F1960							
	646WG2	1/2" MIP	×	1/2" F1960	100	100	\$5.17 EA
	646WG3	3/4" MIP	×	3/4" F1960	25	25	\$9.23 EA
	646WG32	3/4" MIP	×	1/2" F1960	25	25	\$12.62 EA
	646WG34	3/4" MIP	×	1" F1960	25	25	\$19.06 EA
	646WG4	1" MIP	×	1" F1960	25	25	\$18.54 EA
	646WG43	1" MIP	×	3/4" F1960	25	25	\$19.06 EA
	646WG5	1-1/4" MIP	×	1-1/4" F1960	5	5	\$41.72 EA
	646WG6	1-1/2" MIP	×	1-1/2" F1960	5	5	\$57.75 EA
	646WG7	2" MIP	×	2" F1960	5	5	\$167.89 EA
POLYMER STRAIGHT ADAPTER, MIP × F1960							
	646WP2	1/2" MIP	×	1/2" F1960	25	250	\$2.48 EA
	646WP32	3/4" MIP	×	1/2" F1960	25	250	\$2.76 EA
BRASS STRAIGHT ADAPTER, FIP × F1960							
	647WG2	1/2" FIP	×	1/2" F1960	50	50	\$10.14 EA
	647WG23	1/2" FIP	×	3/4" F1960	50	50	\$11.42 EA
	647WG3	3/4" FIP	×	3/4" F1960	50	50	\$11.10 EA
	647WG32	3/4" FIP	×	1/2" F1960	25	25	\$16.25 EA
	647WG4	1" FIP	×	1" F1960	25	25	\$23.95 EA
	647WG43	1" FIP	×	3/4" F1960	25	25	\$34.76 EA
	647WG5	1-1/4" FIP	×	1-1/4" F1960	5	5	\$45.00 EA
	647WG6	1-1/2" FIP	×	1-1/2" F1960	5	5	\$91.53 EA
	647WG7	2" FIP	×	2" F1960	5	5	\$201.98 EA



Sioux Chief warrants ASTM F1960 fittings ONLY when used with PEX-a tubing and when joints are made according to ASTM specifications.

CATEGORY	ITEM NO.	DESCRIPTION	MIN. QTY.	CASE QTY.	LIST PRICE
TUB SHOWER ELBOW, FIP × F1960					
	647WG2E3	1/2" FIP × 1/2" F1960, Drop-3-Ear Elbow	50	50	\$13.20 EA
	647WG2E3PK1	1/2" FIP × 1/2" F1960, Drop-3-Ear Elbow, 1/Bag**	10	10	\$13.45 EA
STRAIGHT ADAPTER COUPLING, CPVC SOCKET × F1960					
	645WGC2	1/2" CPVC × 1/2" F1960	50	50	\$7.89 EA
	645WGC3	3/4" CPVC × 3/4" F1960	50	50	\$13.50 EA
	645WGC4	1" CPVC × 1" F1960	20	20	\$19.48 EA
	645WGC5	1-1/4" CPVC × 1-1/4" F1960	5	5	\$53.24 EA
	645WGC6	1-1/2" CPVC × 1-1/2" F1960	5	5	\$68.82 EA
	645WGC7	2" CPVC × 2" F1960	5	5	\$111.49 EA
STRAIGHT ADAPTER COUPLING, PVC SOCKET × F1960					
	645WG3P	3/4" PVC × 3/4" F1960	50	50	\$12.02 EA
	645WG4P	1" PVC × 1" F1960	20	20	\$22.12 EA
BRASS ELBOW, MIP × F1960					
	632WG222M	1/2" F1960 × 1/2" MIP	50	50	\$9.49 EA
POLYMER ELBOW, MIP × F1960					
	632WP222M	1/2" F1960 × 1/2" MIP	25	250	\$3.23 EA
BRASS ELBOW, SWEAT × F1960					
	632WG332	3/4" F1960 × 3/4" MSWT	25	25	\$8.43 EA
	632WG335	3/4" F1960 × 3/4" FSWT	25	25	\$8.43 EA

** PK items are individually barcoded





CATEGORY	ITEM NO.	DESCRIPTION	MIN. QTY.	CASE QTY.	LIST PRICE
POLYMER STRAIGHT FAUCET CONNECTOR					
	637WP20	1/2" F1960 × 1/2" FIP	25	250	\$3.23 EA
POLYMER ELBOW FAUCET CONNECTOR					
	637WP25	1/2" F1960 × 1/2" FIP	25	250	\$3.98 EA
STUB OUT ELBOW					
	630WG2138	1/2" (13" × 8")	50	50	\$13.97 EA
	630WG2412	1/2" (4" × 12")	50	50	\$13.13 EA
	630WG248	1/2" (4" × 8")	50	50	\$8.54 EA
	630WG348	3/4" (4" × 8")	25	25	\$19.68 EA
	630WG4612	1" (6" × 12")	25	25	\$34.37 EA
STUB OUT ELBOW WITH EAR					
	630WG248E	1/2" (4" × 8")	25	25	\$9.43 EA
	630WG348E	3/4" (4" × 8")	25	25	\$20.88 EA
	630WG4612E	1" (6" × 12")	10	10	\$35.57 EA
	630WGD288E	1/2" (8" × 8" Double)	25	25	\$22.39 EA
STUB OUT					
	638WG208	1/2" (8" Long)	50	50	\$8.83 EA
	638WG215	1/2" (15" Long)	50	50	\$16.56 EA
STUB OUT WITH EAR					
	638WG212E	1/2" (12" Long)	50	50	\$14.28 EA



Sioux Chief warrants ASTM F1960 fittings ONLY when used with PEX-a tubing and when joints are made according to ASTM specifications.


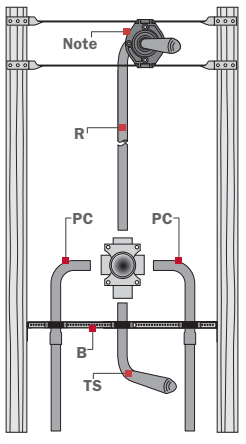
CATEGORY	ITEM NO.	DESCRIPTION	MIN. QTY.	CASE QTY.	LIST PRICE
TUB/SHOWER ELBOW					
	632W273X	1/2" (7" x 3") F1960 x MIP SWVL	50	50	\$13.42 EA
	632WG263	1/2" (6" x 2-1/4") F1960 x MSWT	50	50	\$8.00 EA
	632WG263Y	1/2" (6" x 3") F1960 x FIP SWVL	50	50	\$10.93 EA
WATER HEATER CONNECTOR ELBOW WITH FULL PORT BALL VALVE					
	631WG02FP	3/4" (3" x 6") F1960 x FIP SWVL	12	12	\$44.76 EA
WATER HEATER CONNECTOR, 3/4" L COPPER, RIGID					
	633WG306FP	3/4" (6") F1960 x FIP SWVL W/ FP Valve	10	10	\$49.30 EA
	633WG18	3/4" (18") F1960 x FIP SWVL	25	25	\$24.34 EA
	633WG18FP	3/4" (18") F1960 x FIP SWVL W/ FP Valve	10	10	\$50.68 EA
	633WG18FPT	3/4" (18") F1960 x FIP SWVL W/ FP Valve	10	10	\$67.51 EA
	633WG18PK1	3/4" (18") F1960 x FIP SWVL**	10	10	\$24.59 EA
WATER HEATER CONNECTOR 3/4" COPPER, CORRUGATED					
	634WG418	3/4" (18") F1960 x FIP SWVL	25	25	\$29.17 EA
	634WG418FP	3/4" (18") F1960 x FIP SWVL W/ FP Valve	25	25	\$42.47 EA
FULL PORT BALL VALVE					
	648WG2FPPK1	1/2"***	10	100	\$9.00 EA
	648WG3FPPK1	3/4"***	10	100	\$18.75 EA
	648WG3FPD	3/4" W/ Drain**	6	6	\$43.57 EA
	648WG4FPPK1	1"***	12	60	\$28.50 EA
	648WG5FP	1-1/4"	5	5	\$106.91 EA
	648WG6FP	1-1/2"	1	1	\$142.35 EA
	648WG7FP	2"	1	1	\$232.78 EA
1/4-TURN SUPPLY STOP					
	129-G2W0C	1/2" F1960 x 1/4" Comp., Straight	24	144	\$9.57 EA
	129-G2W1C	1/2" F1960 x 3/8" Comp., Straight	24	144	\$8.26 EA
	130-G2W0C	1/2" F1960 x 1/4" Comp., Angle	24	144	\$9.29 EA
	130-G2W1C	1/2" F1960 x 3/8" Comp., Angle	24	144	\$8.23 EA






** PK items are individually barcoded

CATEGORY	ITEM NO.	DESCRIPTION	MIN. QTY.	CASE QTY.	LIST PRICE
LAVATORY STUB OUT KIT WITH STRONGARM BRACKET					
	689WG3202	1/2" F1960 (Qty: 2) W/ 16" Bracket	12	12	\$21.15 EA
	689WG3212	1/2" F1960 (Qty: 2) W/ 24" Bracket	12	12	\$21.59 EA
WATER HEATER STUB OUT KIT WITH STRONGARM BRACKET					
	689WG5103	3/4" F1960 (Qty: 2) W/ 16" Bracket	12	12	\$43.62 EA
	689WG5113	3/4" F1960 (Qty: 2) W/ 24" Bracket	12	12	\$44.03 EA
STUB OUT KIT WITH STRONGARM BRACKET					
	689WG2201	1/2" F1960 W/ 16" Bracket	12	12	\$11.81 EA
	689WG2211	1/2" F1960 W/ 24" Bracket	12	12	\$12.25 EA
SHOWER ARM STUB OUT KIT WITH STRONGARM BRACKET & WALLNUT LOCKBLOCK					
	689WG2291	1/2" F1960 W/ 16" Bracket	12	12	\$12.68 EA



Sioux Chief warrants ASTM F1960 fittings ONLY when used with PEX-a tubing and when joints are made according to ASTM specifications.

CATEGORY	ITEM NO.	DESCRIPTION	MIN. QTY.	CASE QTY.	LIST PRICE
WATER HEATER CONNECTOR KIT					
	694WG71022091	Kit Includes: - 3" x 6" ELBOW - FIP SWVL x F1960 (631WG02FP) - 18" FIP SWVL x F1960 (633WG18) - 15" FIP SWVL x FIP SWVL W/ MIP Branch (633-G3TM15)	10	10	\$105.35 EA
	694WG71022093	Kit Includes: - 3" x 6" ELBOW - FIP SWVL x F1960 (631WG02FP) - 18" FIP SWVL x F1960 (633WG18) - 11" FIP SWVL x FIP SWVL W/ MIP Branch (633-G3TM11)	10	10	\$103.27 EA
	694WG717720	Kit Includes: - 18" FIP SWVL x F1960 (633WG18) - 18" FIP SWVL x F1960 W/ FP Valve (633WG18FP)	10	10	\$77.02 EA
SHOWERUP KIT					
<p>TS = TUB SPOUT PC = PRESSURE CONNECTORS R = RISER B = BRACKETS</p>   <p>Note: The Shower WallNut LockBlock™ option should be used with kits having stub out risers. Shower WallNut™ sold separately.</p>	693-01724103	TS: (none), PC: (632W273X), R: (616-630X), B: (PwrBar x2)	12	12	\$62.19 EA
	693-01726101	TS: (none), PC: (632WG273X), R: (608-L2308X), B: (PwrBar & ShwrWNTLkBlk)	12	12	\$61.91 EA
	693-01753103	TS: (none), PC: (632WG263), R: (616-630), B: (PwrBar x2)	12	12	\$47.06 EA
	693-01753203	TS: (none), PC: (632WG263), R: (616-650), B: (PwrBar x2)	12	12	\$56.86 EA
	693-01755101	TS: (none), PC: (632WG263), R: (608-L2308), B: (PwrBar & ShwrWNTLkBlk)	12	12	\$44.89 EA
	693-01755301	TS: (none), PC: (632WG263), R: (608-L2508), B: (PwrBar & ShwrWNTLkBlk)	12	12	\$53.88 EA
	693-01767101	TS: (none), PC: (632WG263Y), R: (608-L2308Y), B: (PwrBar & ShwrWNTLkBlk)	12	12	\$51.27 EA
	693-16713203	TS: (none), PC: (632WG263), R: (616-650), B: (PwrBar x2)	12	12	\$64.87 EA
	693-04726301	TS: (613-87X), PC: (632WG273X), R: (608-L2508X), B: (PwrBar & ShwrWNTLkBlk)	12	12	\$82.73 EA
	693-33767301	TS: (613-87Y), PC: (632WG263Y), R: (608-L2508Y), B: (PwrBar & ShwrWNTLkBlk)	12	12	\$71.58 EA

CATEGORY	ITEM NO.	DESCRIPTION	MIN. QTY.	CASE QTY.	LIST PRICE
1" TRUNK, TYPE L COPPER, 3/4" F1960 × SPUN CLOSED					
	672WG0490	4 (1/2") Branches	1	25	\$58.84 EA
	672WG0690	6 (1/2") Branches	1	25	\$76.34 EA
	672WG0890	8 (1/2") Branches	1	25	\$93.84 EA
1" TRUNK, TYPE L COPPER, 3/4" F1960 × 3/4" F1960					
	672WG0499	4 (1/2") Branches	1	25	\$71.04 EA
	672WG0699	6 (1/2") Branches	1	25	\$88.54 EA
	672WG0899	8 (1/2") Branches	1	25	\$106.03 EA
1" TRUNK, TYPE L COPPER, 1" MSWT × SPUN CLOSED					
	672WG0240	2 (1/2") Branches	1	10	\$30.15 EA
	672WG0340	3 (1/2") Branches	1	10	\$38.84 EA
	672WG0440	4 (1/2") Branches	1	10	\$47.52 EA
	672WG0640	6 (1/2") Branches	1	10	\$62.50 EA
	672WG0840	8 (1/2") Branches	1	10	\$84.02 EA
	672WG1040	10 (1/2") Branches	1	10	\$92.42 EA
	672WG1240	12 (1/2") Branches	1	10	\$107.39 EA
1" TRUNK, TYPE L COPPER, 1" CPVC CUP × SPUN CLOSED					
	672WG03C0	3 (1/2") Branches	10	10	\$39.14 EA
	672WG04C0	4 (1/2") Branches	10	10	\$51.24 EA
	672WG06C0	6 (1/2") Branches	10	10	\$69.53 EA
	672WG08C0	8 (1/2") Branches	10	10	\$88.84 EA
1" TRUNK, TYPE L COPPER, 3/4" MSWT × SPUN CLOSED					
	672WG0430	4 (1/2") Branches	1	10	\$48.83 EA
	672WG0630	6 (1/2") Branches	1	10	\$64.22 EA
	672WG0830	8 (1/2") Branches	1	10	\$86.32 EA



Sioux Chief warrants ASTM F1960 fittings ONLY when used with PEX-a tubing and when joints are made according to ASTM specifications.

CATEGORY	ITEM NO.	DESCRIPTION	MIN. QTY.	CASE QTY.	LIST PRICE
1" TRUNK, TYPE L COPPER, 3/4" MSWT × SPUN CLOSED, WITH BALL VALVES					
	672WV0230	2 (1/2") Branches W/ Ball Valve	1	10	\$50.73 EA
	672WV0330	3 (1/2") Branches W/ Ball Valve	1	10	\$69.27 EA
	672WV0430	4 (1/2") Branches W/ Ball Valve	1	10	\$87.80 EA
	672WV0630	6 (1/2") Branches W/ Ball Valve	1	10	\$122.26 EA
	672WV0830	8 (1/2") Branches W/ Ball Valve	1	10	\$156.72 EA
	672WV1030	10 (1/2") Branches W/ Ball Valve	1	10	\$191.29 EA
	672WV1230	12 (1/2") Branches W/ Ball Valve	1	10	\$225.66 EA
1" TRUNK, TYPE L COPPER, 1" MSWT × 1" MSWT, WITH BALL VALVES					
	672WV0444	4 (1/2") Branches	1	10	\$98.06 EA
	672WV0644	6 (1/2") Branches	1	10	\$146.47 EA
	672WV0844	8 (1/2") Branches	1	10	\$194.46 EA
	672WV1044	10 (1/2") Branches	1	10	\$242.05 EA
TOOLS, ASTM F1960					
	305-W23KIT	Standard Tool Kit (Hand Tool, Case, 1/2" & 3/4" Heads)	1	5	\$375.97 EA
	305-WT	Pipe Expander Tool	1	10	\$209.00 EA
	305-W234KIT	Deluxe Tool Kit (Hand Tool, Case, 1/2" & 3/4" & 1" heads)	1	5	\$459.50 EA
EXPANDER HEADS					
	305-W2H	1/2"	1	20	\$84.42 EA
	305-W3H	3/4"	1	20	\$84.42 EA
	305-W4H	1"	1	20	\$84.42 EA
HYDRARESTER					
	652-AWG	1/2" ASSE-A	1	16	\$22.30 EA
	653-BWG	3/4" ASSE-B	1	16	\$30.35 EA
	654-CWG	1" ASSE-C	1	16	\$64.75 EA





CATEGORY	ITEM NO.	DESCRIPTION	MIN. QTY.	CASE QTY.	LIST PRICE
MINIRESTER TEE					
	660-GTW2B	1/2" ASSE-AA	25	25	\$23.12 EA
MINIRESTER STRAIGHT					
	660-WG2B	1/2" ASSE-AA	50	50	\$16.22 EA
OXBOX WASHING MACHINE (3/4" HOSE) OUTLET BOX WITH MINIRESTERS					
	696-2313WF	OxBox W/ Frame	10	10	\$65.21 EA
	696-2313WR	OxBox Rough-In Pack*	10	10	\$62.71 EA
	696-G2313WF	OxBox W/ Frame (No-Lead)	10	10	\$67.00 EA
	696-G2313WR	OxBox Rough-In Pack* (No-Lead)	10	10	\$64.50 EA
	696R2313WF	Fire-Rated OxBox W/ Frame	10	10	\$109.43 EA
	696RG2313WF	Fire-Rated OxBox W/ Frame (No-Lead)	10	10	\$111.22 EA
OXBOX WASHING MACHINE (3/4" HOSE) OUTLET BOX, NO-LEAD					
	696-G2303WF	OxBox W/ Frame	10	10	\$40.00 EA
	696-G2303WR	OxBox Rough-In Pack*	10	10	\$37.50 EA
	696RG2303WF	Fire-Rated OxBox W/ Frame	10	10	\$84.22 EA
OXBOX ONE BOX WASHING MACHINE (3/4" HOSE) OUTLET BOX WITH MINIRESTERS					
	696-2413WF	OxBox ONE W/ Frame	10	10	\$63.21 EA
	696-G2413WF	OxBox ONE W/ Frame (No-Lead)	10	10	\$65.00 EA



Sioux Chief warrants ASTM F1960 fittings ONLY when used with PEX-a tubing and when joints are made according to ASTM specifications.





CATEGORY	ITEM NO.	DESCRIPTION	MIN. QTY.	CASE QTY.	LIST PRICE
OXBOX ONE BOX WASHING MACHINE (3/4" HOSE) OUTLET BOX, NO-LEAD					
	696-G2403WF	OxBox ONE W/ Frame	10	10	\$38.00 EA
OXBOX ICE MAKER (1/4" COMP.) OUTLET BOX, NO-LEAD					
	696-G1000WF	OxBox W/ Frame	10	10	\$30.20 EA
	696-G1000WR	OxBox Rough-In Pack*	10	10	\$28.20 EA
	696RG1000WF	Fire-Rated OxBox W/ Frame	10	10	\$74.42 EA
OXBOX ICE MAKER (1/4" COMP.) OUTLET BOX WITH MINIRESTER, NO-LEAD					
	696-G1010WF	OxBox W/ Frame	10	10	\$46.70 EA
	696-G1010WR	OxBox Rough-In Pack*	10	10	\$44.70 EA
	696RG1010WF	Fire-Rated OxBox W/ Frame	10	10	\$90.92 EA
OXBOX TOILET/DISHWASHER (3/8" COMP.) OUTLET BOX, NO-LEAD					
	696-G1001WF	OxBox W/ Frame	10	10	\$30.20 EA
	696-G1001WR	OxBox Rough-In Pack*	10	10	\$28.20 EA
	696RG1001WF	Fire-Rated OxBox W/ Frame	10	10	\$76.30 EA
OXBOX TOILET/DISHWASHER (3/8" COMP.) OUTLET BOX WITH MINIRESTER, NO-LEAD					
	696-G1011WF	OxBox W/ Frame	10	10	\$46.70 EA

* Frames for Rough-In Packs are sold separately

CATEGORY	ITEM NO.	DESCRIPTION	MIN. QTY.	CASE QTY.	LIST PRICE
OXBOX APPLIANCE (3/4" HOSE) OUTLET BOX WITH MINIRESTER, NO-LEAD					
	696-G1013WF	OxBox W/ Frame	10	10	\$48.58 EA
	696-G1013WR	OxBox Rough-In Pack*	10	10	\$46.58 EA
OXBOX LAVATORY (3/8" COMP.) OUTLET BOX, NO-LEAD					
	696-G2001WF	OxBox W/ Frame	10	10	\$39.38 EA
	696-G2001WR	OxBox Rough-In Pack*	10	10	\$37.38 EA
	696RG2001WF	Fire-Rated OxBox W/ Frame	10	10	\$83.60 EA
OXBOX LAVATORY (3/8" COMP.) OUTLET BOX WITH MINIRESTERS, NO-LEAD					
	696-G2011WF	OxBox W/ Frame	10	10	\$66.38 EA
OXBOX LAVATORY (3/8" COMP.) OUTLET BOX (3-VALVE), NO-LEAD					
	696-G3001WR	OxBox Rough-In Pack*	10	10	\$50.38 EA
	696RG3001WF	OxBox W/ Frame	10	10	\$96.60 EA
	696-G3011WR	OxBox Rough-In Pack* W/ (qty: 1) MiniRester	10	10	\$66.88 EA
SPECBOX (304 STAINLESS STEEL) ICE MAKER (1/4" COMP.) OUTLET BOX, NO-LEAD					
	697-G1000WF	SpecBox W/ SS Frame	10	10	\$45.70 EA



Sioux Chief warrants ASTM F1960 fittings ONLY when used with PEX-a tubing and when joints are made according to ASTM specifications.

CATEGORY	ITEM NO.	DESCRIPTION	MIN. QTY.	CASE QTY.	LIST PRICE
SPECBOX (304 STAINLESS STEEL) ICE MAKER (1/4" COMP.) OUTLET BOX WITH MINIRESTER, NO-LEAD					
	697-G1010WF	SpecBox W/ SS Frame	10	10	\$62.20 EA
SPECBOX (304 STAINLESS STEEL) LAVATORY (3/8" COMP.) OUTLET BOX, NO-LEAD					
	697-G2001WF	SpecBox W/ SS Frame	10	10	\$54.88 EA
	697-G2001WR	SpecBox Rough-In Pack*	30	30	\$44.88 EA
SPECBOX (304 STAINLESS STEEL) LAVATORY (3/8" COMP.) OUTLET BOX WITH MINIRESTERS, NO-LEAD					
	697-G2011WF	SpecBox W/ SS Frame	10	10	\$81.88 EA
ACCESSORIES					
	696-1F	OxBox Single Frame	10	10	\$2.00 EA
	696-2F	OxBox Double Frame	10	10	\$2.50 EA
	697-1F	OxBox/SpecBox SS Single Frame for Single Valve	10	10	\$10.00 EA
	697-2F	OxBox/SpecBox SS Single Frame for Dual Valves	10	10	\$10.00 EA
	697-1FL	OxBox/SpecBox SS Cover Door W/ Lock	10	10	\$20.00 EA

* Frames for Rough-In Packs are sold separately

TAKE THE FIELD.



24110 South Peculiar Drive
Peculiar, Missouri 64078
P 1.800.821.3944
F 1.800.758.5950

DISTRIBUTED BY