



PRO|SCENE

# ZH300UW

Ultra-wide laser-phosphor interactive projection

Ultra-short throw lens and unique 16:6 aspect ratio

Lamp-less laser-phosphor light source

Ultra-wide HD resolution, 2x HDMI inputs

TouchBeam finger-touch interactive technology

Crestron RoomView® - RJ45 control and monitoring



## ZH300UW

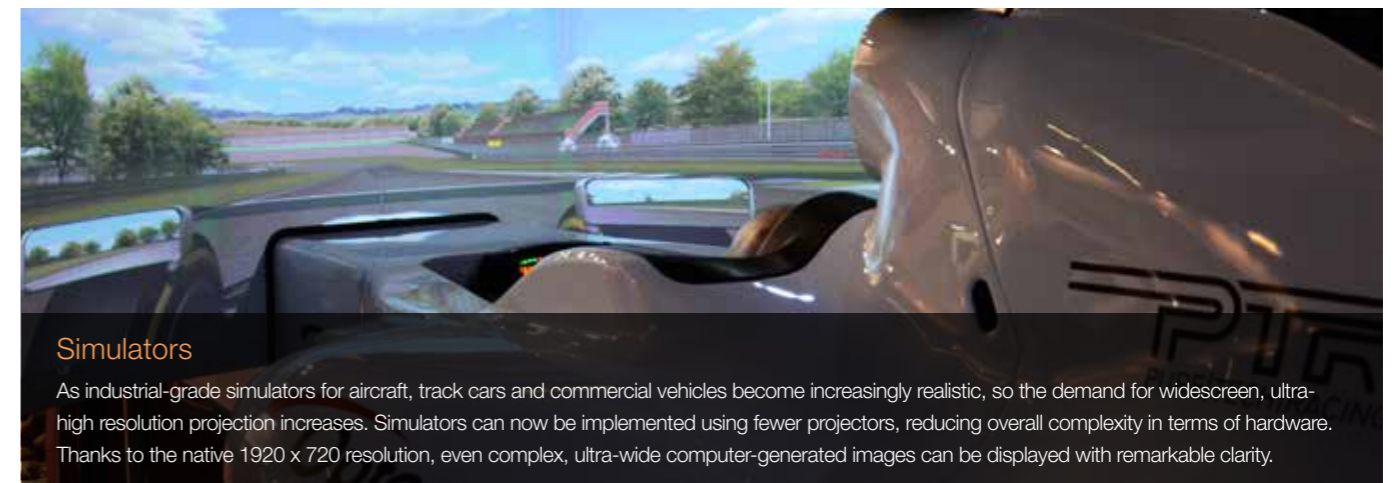

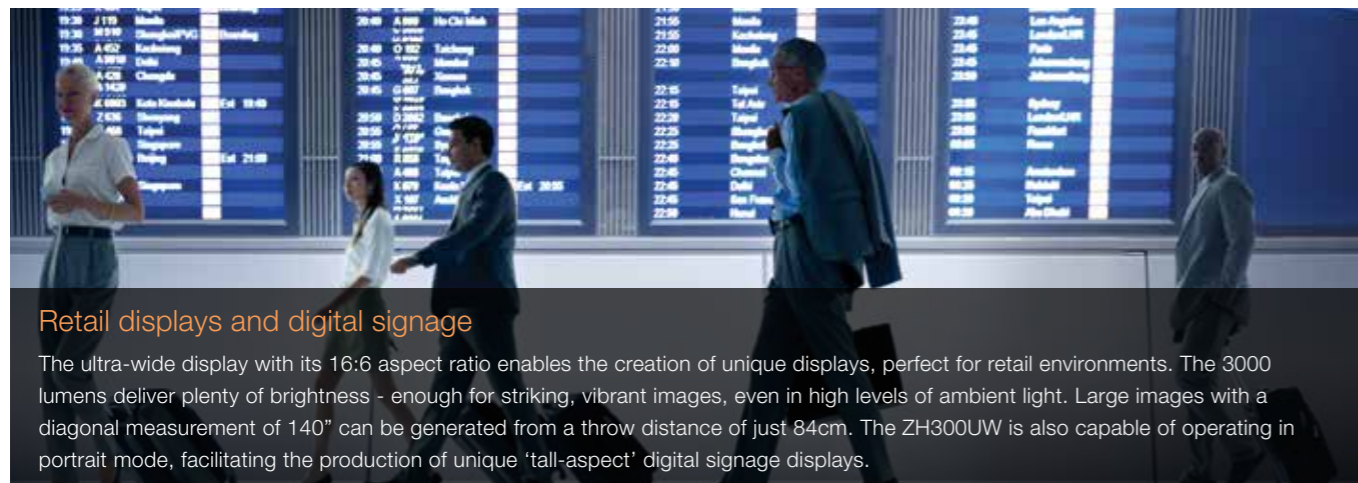
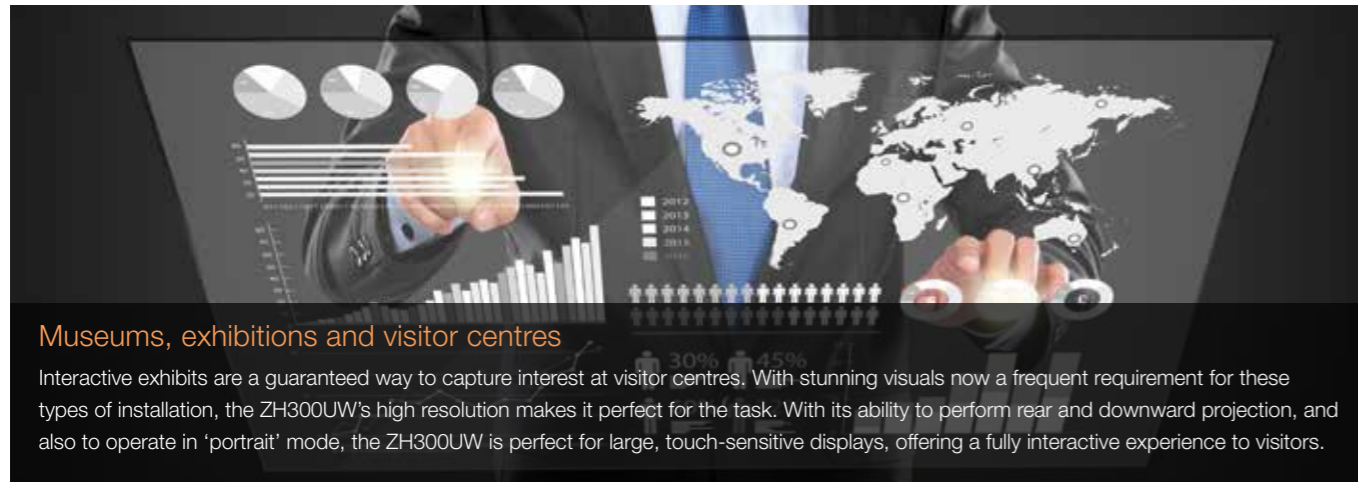
The Optoma ZH300UW is an ultra-wide short throw projector with a unique feature set, making it perfect for retail, corporate and education installations. The bright 3000 lumen solid-state light source uses laser-phosphor technology to replace the traditional projector lamp. A new generation of TouchBeam interactive technology enables several people to work simultaneously on the screen without using a pen, while the ultra-short throw (UST) projection lens generates a large 120" image from a throw distance of just 72cm.

The ZH300UW provides a complete package with many new features, including two HDMI inputs, powered USB port, 10W speaker, 20,000 hour light source lifetime, and a compact chassis with a new mounting system for fast and simple setup.

### Example applications

The unique combination of features offered by the ZH300UW makes it suitable for a variety of special applications. No other projector delivers the unique blend of high resolution, ultra-wide 16:6 aspect ratio, ultra-short throw lens and solid state laser-phosphor light source, all backed up by Optoma's unsurpassed service offering.

Some examples of applications that can be achieved using this projector are illustrated below.





## PRO|SCENE

For more than ten years, Optoma has been at the forefront of the projector design and manufacture - one of the very few companies that focuses exclusively on projectors.

Today, the Optoma ProScene range represents the evolution of projection expertise, honed and refined by manufacturing and supporting millions of projectors the world over. This knowledge and skill has been distilled into the ProScene range of products and support services, which are designed specifically for demanding professional applications.

- |                     |                     |                      |                   |
|---------------------|---------------------|----------------------|-------------------|
| ✓ Higher education  | ✓ Boardrooms        | ✓ Digital signage    | ✓ Post production |
| ✓ Lecture theatres  | ✓ Broadcast studios | ✓ Stage shows        | ✓ Theatre         |
| ✓ Houses of worship | ✓ Large classrooms  | ✓ Live events        | ✓ Trade shows     |
| ✓ Museums           | ✓ Exhibitions       | ✓ Projection Mapping |                   |
| ✓ Auditoriums       | ✓ Conference rooms  | ✓ Meeting rooms      |                   |



- **Lamp-less laser-phosphor light source** - up to 20,000 hours of low maintenance, great colour and consistent brightness
- **High resolution** - ultra-wide 1920 x 720 resolution with 16:6 aspect ratio
- **Installation flexibility** - ultra-short throw lens with 0.25:1 throw ratio
- **Bright, detailed images** - 3000 lumens and 10,000:1 contrast
- **Unobtrusive** - compact, lightweight and quiet with optional wall mounting bracket
- **Exemplary service** - a huge network of service centres across Europe, with extensive warranty and servicing packages

The Optoma ProScene ZH300UW is equipped with the latest laser-phosphor technology. Removing the need for a traditional projector lamp, the solid-state light source provides up to 20,000 hours of almost maintenance-free operation. Lamp and filter changes are avoided, resulting in vastly reduced running costs.

With its ultra-wide 16:6 aspect ratio, the ZH300UW is the ideal solution for boardrooms, meeting rooms and retail digital signage applications. The ultra-short throw lens has a projection ratio of 0.25:1, producing a large 140" image from a throw distance of just 84cm.

Optoma's TouchBeam interactive technology enables several people to work simultaneously on the screen without using a pen. Two 4:3 images can be displayed in a 'side-by-side' format - perfect for video conferencing.





## Key features

### ZH300UW features



#### Lamp-less laser-phosphor light source

Up to 20,000 hours of low maintenance, great colour and consistent brightness.



#### Bright, detailed ultra-wide images

3000 lumens, 10,000:1 contrast ratio.  
Ultra-wide HD resolution (1920 x 720 pixels).



#### Ultra-short throw lens

High-quality UST lens delivers large images from a short projection distance. Presenter dazzle and image shadows are avoided.



#### Dual HDMI inputs

Project crystal-clear images using either of the twin HDMI inputs. HDMI V1.4a is supported, including MHL on one of the inputs. Computer and HD video sources are supported, while separate audio cables are no longer required.



#### Exemplary service

A huge range of service centres across Europe and extensive warranty and servicing packages.



#### TouchBeam interactive technology

Allows several people to work on the screen concurrently, with no need for an electronic whiteboard or pen.

## Image quality

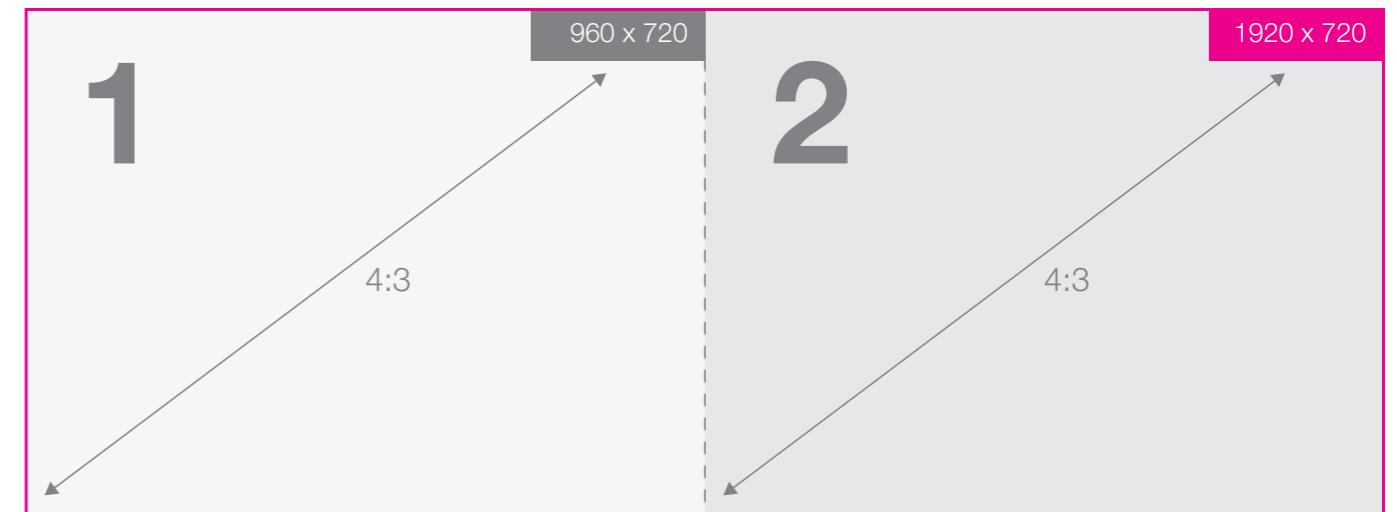
Image quality is of paramount importance for every product in the ProScene range. The ultra-wide DLP® chip has a unique 16:6 aspect ratio, while the precision short throw lens delivers a large 140" image from a throw distance of just 84cm.

ProScene uses DLP® technology for its image quality and unmatched reliability. The reflective nature of DLP® micro-mirror technology provides highly efficient bright images with great contrast whilst maintaining precise colour accuracy and natural, real-world colour reproduction. For demanding professional applications, the proven reliability of DLP® technology makes it the obvious choice.

### Ultra-wide resolution

The ZH300UW features ultra-wide HD, with a resolution of 1920 x 720 pixels. This is ideal for the side-by-side display of two 4:3 images, each with a resolution of 960 x 720, making this projector perfect for video conferencing.

Digital signage and control room installations will also benefit from the ultra-wide 16:6 display, while the solid-state light source makes the ZH300UW perfect for 'always-on' applications.



### Unique Ultra-Short Throw Lens

Ideal for almost any room in educational and corporate environments, the ZH300UW makes the most of the available space. The specially designed ultra-short throw lens produces images up to 140" in diagonal from very short distances, allowing the presenter to stand close to the screen without casting a shadow on the image.



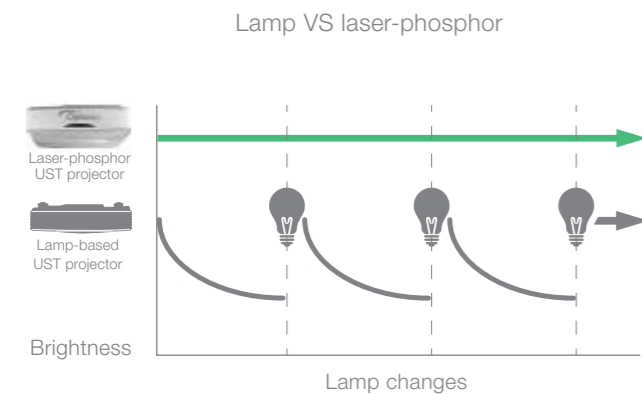
## Reliability

All ProScene projectors are designed for continuous 24/7 operation. Only the most reliable, industry proven components are used to ensure superior reliability. This hard-earned “capability” has been meticulously developed over a decade of designing and supporting millions of projectors the world over. The dust-sealed, filter-free design prevents dust and dirt from affecting the system – ensuring optimal image quality with minimal maintenance. ProScene customers can therefore be confident that, as one of the most reliable projector brands in the industry today, Optoma has a reputation for service excellence that is well deserved.



### Reduced running costs

The ZH300UW is fitted with the latest solid-state light source, which uses laser-phosphor technology. This has a life expectancy of around 20,000 hours. The result is a dramatic reduction in both the running cost and maintenance requirements of the projector.



### DLP® technology

DLP® technology from Texas Instruments® is widely recognised and acclaimed for its unmatched reliability and long lasting image performance. When combined with high brightness and native contrast ratios, it becomes the obvious choice for demanding applications. Independent testing has proven DLP® to be the most reliable of projector technologies. Whilst other technologies may show image quality decline after only a few thousand hours, DLP® technology can remain unchanged over hundreds of thousands of hours. Images remain accurate, and colours suffer virtually no degradation over time.



### Total cost of ownership

For demanding applications, the total cost of ownership of a projector is not just in the purchase price, but also in expensive maintenance and service. ProScene projectors require very little maintenance, have no user serviceable parts inside and no filters that require periodic replacement. The result is low cost, predictable service cycles, enabling planned down time to be minimised.

We are so confident that the ZH300UW image colour quality will remain as good as the day you bought it that Optoma will guarantee it for five years.



## Control



### System Integration and Control

Multiple ZH300UW projectors can be monitored over the LAN and can also send an email alert via Crestron RoomView in the event of an error or a lamp failure. Projector status can be monitored via a web browser, while Extron IP Link, AMX Device Discovery and PJ-Link protocols offer remote management of most functions across a network, keeping you in control wherever you are.



Global monitoring of all AV devices



Track projector light source usage



Email alerts and instant notifications - help desk requests, service reminders, device failure or theft



Event scheduling

### Ultimate control

Cut up to 30% from your energy bills using 24-hour automated power scheduling to ensure that projectors power off when not in use.



Download Crestron RoomView® Express for free at [www.crestron.com/getroomview](http://www.crestron.com/getroomview)

### Enhanced colour gamut

The laser-phosphor light source provides benefits such as a sealed mercury free optical design to prevent dust entering the projector, minimal warm-up and cool-down time, and long life light source operation of up to 20,000 hours with minimal maintenance.

### Help alert

Real-time interactive helpdesk requests are sorted to come to the top. The helpdesk then has the ability to respond with an automatic message or instant message the room with exact procedures.

### Display power

Check on/off status of display power and system power. View a bar graph to monitor the percentage of available projector light source usage and set an alert to notify the service or facilities department when maintenance is needed.

### Display usage

A visual indication of light source or service interval status.

### Schedule event

RoomView Express makes scheduling of recurring or one time events easy. Setting RoomView to automatically power down at midnight throughout the week can save valuable light source life and ensure security inside the facility.

### Selected view by rooms, attributes or contacts

RoomView Express gives you the ability to simultaneously view more than 250 rooms from a single screen. Customise RoomView to view by room name, locations and group.

### Event log

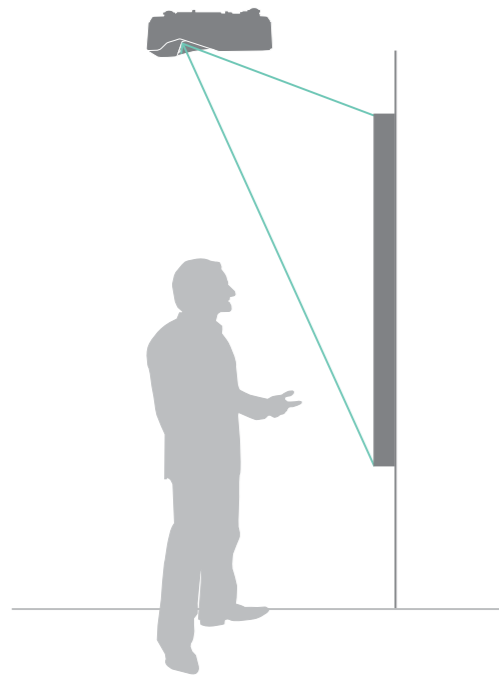
Automatically generates log files, reports and charts to analyze ROI and budget allocation. Track device usage, call statistics and user history.



## Flexibility

### Installation flexibility

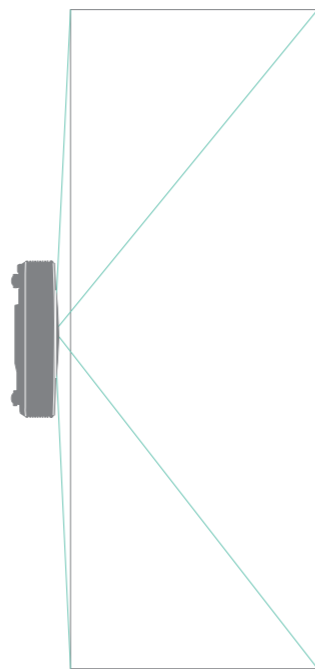
The ZH300UW has a unique, ultra-short throw lens, making it perfect for installation in smaller spaces. The presenter can stand close to the screen without being dazzled by the projector, or casting a shadow onto the image.



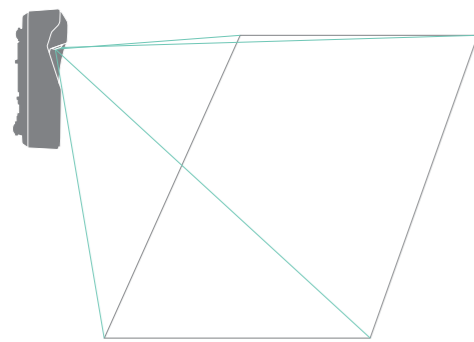
Ceiling mount projection

### Portrait and downward projection

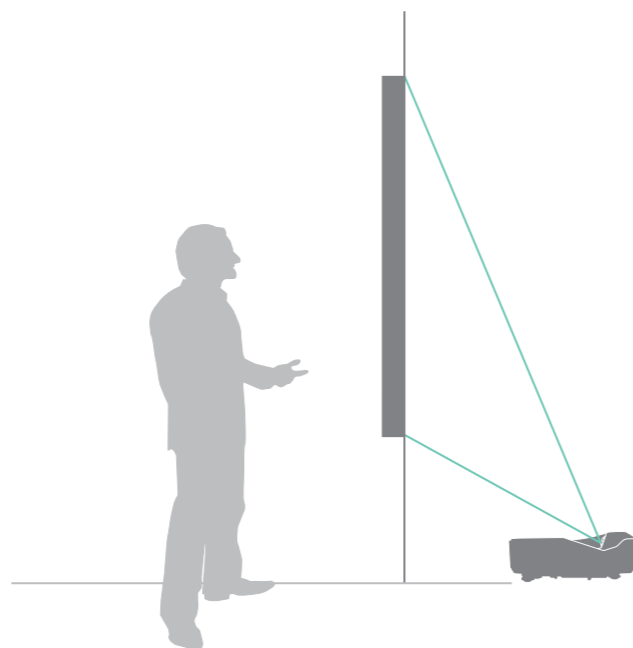
Images can be projected in 'portrait mode', where the projector is operated on its side, to produce a tall, thin image. This is perfect for digital signage applications, particularly in retail premises.



Portrait mode



Downwards projection



Rear projection



## Flexibility

### Dynamic Black

For situations requiring maximum contrast, DynamicBlack increases the black level, adding depth to the image. Images come alive and text appears crisp and clear.

### Perfect projection

The ZH300UW offers vertical and horizontal keystone correction, within a range of  $\pm 5^\circ$ .



### Projector security

The ZH300UW features a Kensington Lock slot to deter theft, while password protection prevents unauthorised use.

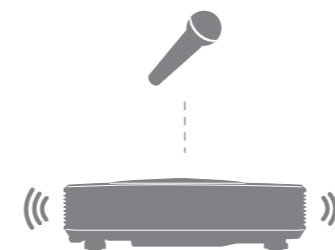
### Next generation touch interactivity

Optoma TouchBeam finger-touch interactive technology allows total control without the use of electronic pens. Teachers and presenters can demonstrate their on-screen material, or invite others to join for collaborative discussions.

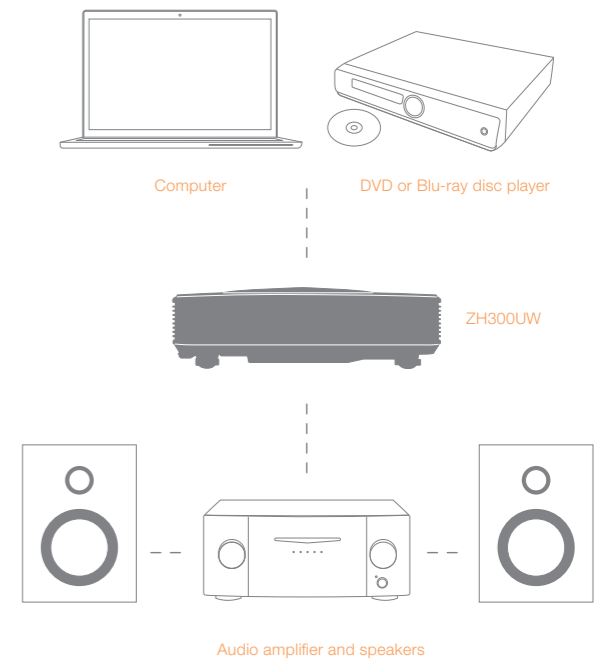


### Audio capabilities

The powerful built-in 10W loudspeaker can be used in conjunction with a microphone, to capture the attention of the audience. Expensive additional audio hardware and cabling can therefore be eliminated - ideal for smaller meeting rooms, where modest audio requirements would be sufficient.

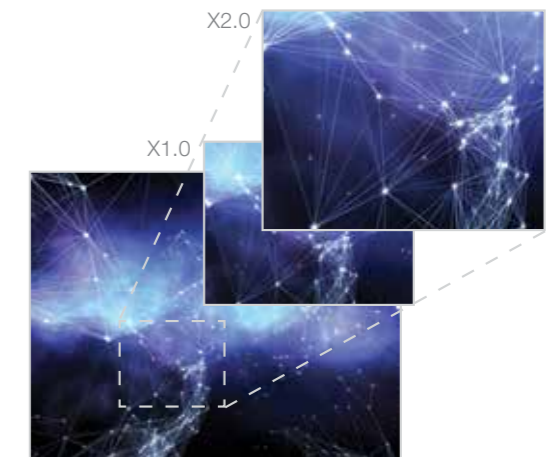


For larger installations, audio inputs from multiple sources can be handled, allowing the ZH300UW to act as an audio switcher and volume controller, in conjunction with an external amplifier and speakers.



### Enlarge your images

The digital zoom feature can be used to increase the magnification of a particular area, allowing explanation of the projected image in more detail.





## Installation

### Throw distance chart

Diagonal image size (Inch)	Diagonal image size (m)	Image width (m)	Image height (m)	Throw distance (m)
120	3.05	2.85	1.07	0.72
125	3.18	2.97	1.11	0.75
130	3.30	3.09	1.16	0.78
140	3.56	3.33	1.25	0.84

For guide purposes only

Ergonomic remote control provides easy operation of all major functions



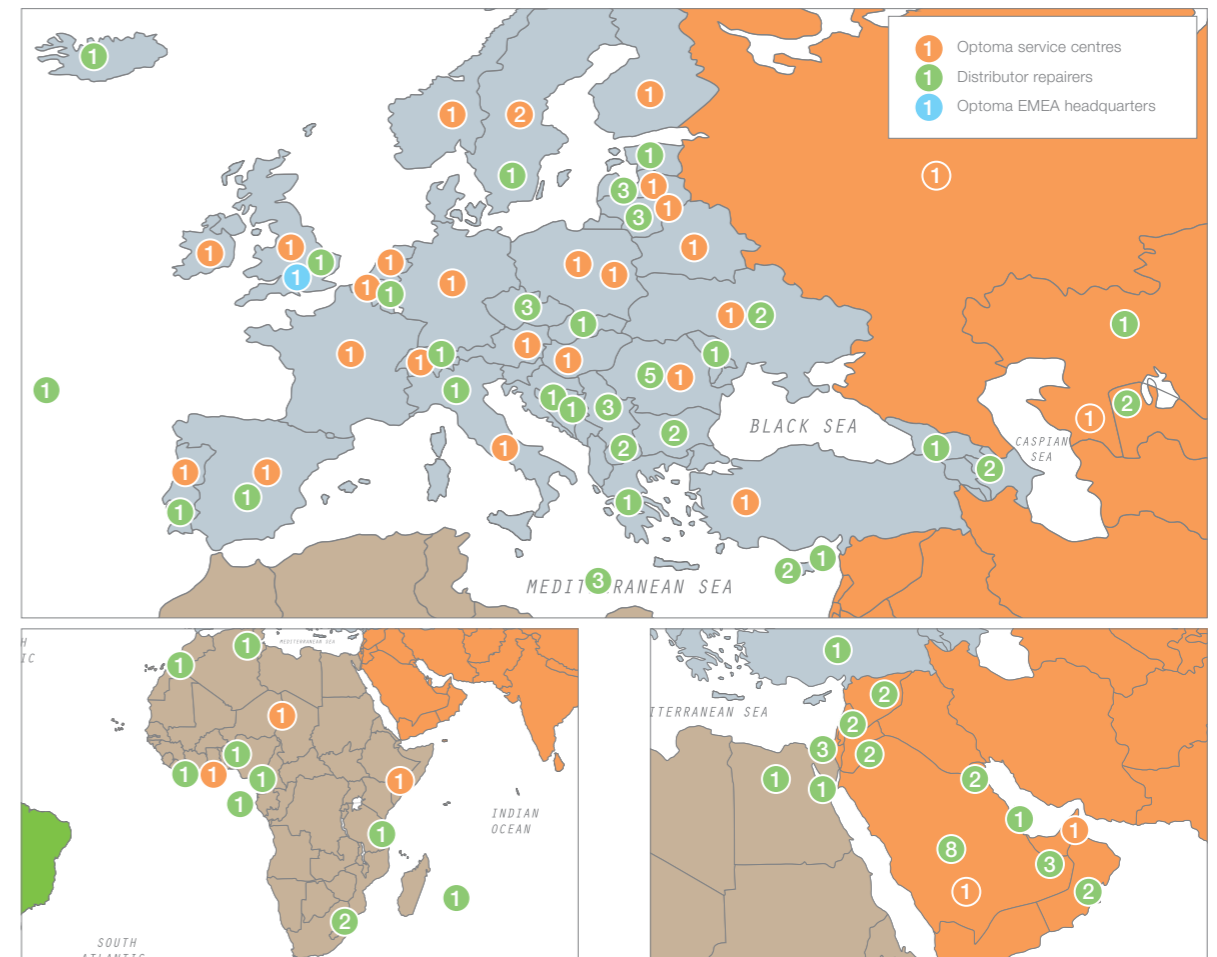
## Service, support and warranties

### ProScene Certified Partners

Optoma understands that for ProScene customers, their high specification projector must be of exceptional quality and that the level of support and expertise provided by AV installers and integrators must also be of the highest calibre. To maintain this standard throughout, we have selected only the very best from within the AV industry to become ProScene Certified Partners.

These rigorously selected partners understand your specific requirements and perhaps as importantly, they have direct access to the specially-trained Optoma support and service teams. Our dedicated experts are available from the initial design and planning phase of a project, right through to the installation stages and beyond. Through our partners, you will have access to one of the most comprehensive projector service networks in Europe.

Choosing your ProScene projector is just the start. Total support and service excellence are at the core of the ProScene philosophy, ensuring industry-leading dedication to delivering the highest standard of expertise from Optoma and from our Certified Partners.



### Standard and optional warranties

In addition to our Standard Warranty, we offer a range of optional warranty and preventative maintenance service packages – see website for details.



### Training

Our training courses are developed and tutored by the ProScene technical services team. This ensures Certified Partners have access to expert knowledge of ProScene products and tutors who are familiar with the real-world scenarios faced by our partners.



Green



Dimensions



We know that improving our products is the best way to reduce our impact on the environment. That's why at Optoma, we design our products to have a long usable life, use fewer materials, ship with the minimum packaging and be free of all possible toxic substances. Naturally, energy efficiency and being recyclable are built in at the design stage. With each new product, we strive towards minimising our environmental impact. For full details of Optoma Project Green please visit our website.

### Eco friendly and highly efficient

Cut up to 30% from your energy bills using 24-hour automated power scheduling to ensure that projectors power off when not in use.



#### Direct power on

The projector will start up instantly when power is supplied to the unit. This eliminates the need to manually turn on the projector via the remote control or the keypad, ideal for use in rooms with a "master" power switch.



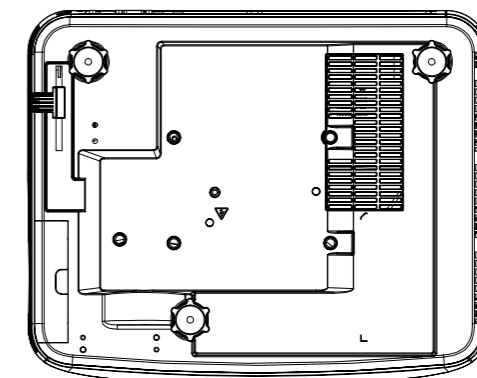
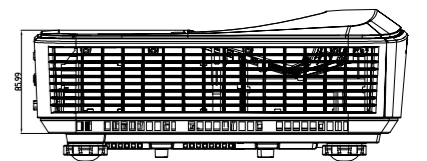
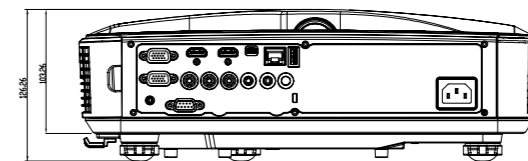
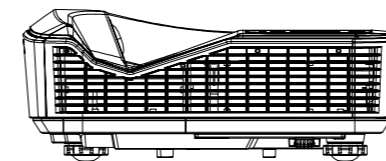
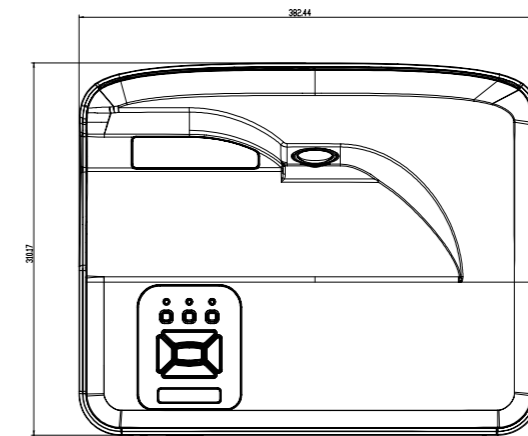
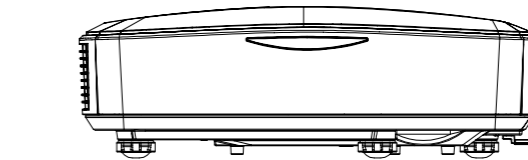
#### Auto power off

If after a pre-determined time the projector does not receive a signal, it will turn itself off automatically, conserving power and extending the life of the light source.



#### Eco standby mode

Reduces energy consumption to less than 0.5W when the projector is not in use.







## Labelling

### Input / output connections

1. VGA input 1
2. HDMI input 2
3. HDMI input 1
4. Interactive module / Service port
5. Network
6. Wireless network adapter / USB reader
7. VGA input 2 / VGA output
8. Composite video
9. Audio input 2 (composite)
10. Audio out
11. Audio input 1 (computer)
12. Microphone
13. Interactive module
14. Serial port (RS-232)
15. Kensington lock slot



### Keypad

1. Power
2. Menu
3. Input
4. Direction keys



## Technical specifications

<b>Projector</b>		
Display technology		1 x 0.65" DLP® chip, DarkChip3™
Native resolution		Ultra-wide HD 1920 x 720 pixels
Brightness¹		3000 centre lumens (2700 ANSI)
Contrast		10,000:1 (1800:1 full on / full off)
Aspect ratio		16:6 native, 16:10 / 16:9 / 4:3 compatible
<b>Optics</b>		
Light source		Solid state (Laser phosphor)
Light source expected lifetime²		20,000 hours
Projection lens		F/2.4, focal length 3.72mm
Zoom / focus type		1.0x fixed zoom, manual focus
Throw ratio		0.25:1 (projection distance: image width)
Projection distance		0.72 - 0.84m
Image size		120" to 140" (305cm to 356cm) diagonal, 16:6
Keystone correction		Vertical +/- 5°, Horizontal +/- 5°
Uniformity		80%
<b>Connectivity</b>		
Inputs		HDMI x 2 - V1.4a, MHL 2.0 on Input 2 VGA x 2 - 15-pin D-sub (Component via adaptor) Composite - RCA Audio In 1 (Computer) - 3.5mm mini-jack Audio In 2 (Composite) - Stereo RCA x 2 Microphone - 3.5mm mini-jack USB Wireless / Reader - Type A
Outputs		VGA Out - 15-pin D-sub (shared with VGA Input 2) Audio Out - 3.5mm mini-jack
Control and communication		Network Port - RJ-45 (100BaseT) Serial (RS-232) - 9-pin D-sub Interactive / Service Port - Mini USB Interactive - 3.5mm mini-jack
<b>General</b>		
Noise level³		32dB
Weight		5.5kg
Dimensions (W x D x H)		383 x 310 x 126mm
Power requirements		100 - 240V AC @ 50 - 60Hz
Power consumption		335W bright mode, 225W eco mode, <0.5W standby
Operating conditions		5°C - 40°C, 90% max humidity, 3000m max altitude
Portrait mode		Yes
360° operation		No - Downward projection only
OSD languages		17 Languages: English / German / French / Italian / Spanish Polish / Swedish / Dutch / Portuguese / Japanese Trad Chinese / Simp Chinese / Korean / Russian / Arabic Norwegian / Turkish
3D compatibility		Side-by-side, frame pack, over-under
Built-in audio		10W speaker
Security		Kensington Lock port, security bar, password protection
Warranty		3 years
<b>Supplied accessories</b>		
Cables		AC mains power cable VGA cable USB cable Interactive cable
Components		Remote control handset 'AAA' batteries TouchBeam interactive module Interactive pens x 2 Quick start guide User manual (CD) Warranty card



## Accessories

### Wall mounting bracket

OWM2000

Wall mount with adjustable mounting plate for easy installation. Designed specifically for the Optoma ZH300UW projector.



### WPS Wireless Adaptor

BI-EXTBG03

Making presentations couldn't be easier using the optional wireless features of the WPS Wireless Adaptor. Presentations can be displayed wirelessly from a laptop, PC or mobile device.



## Offices

### Worldwide technical and commercial support

#### Optoma Europe

##### Optoma Europe Ltd.

42 Caxton Way  
The Watford Business Park  
Watford  
Hertfordshire  
WD18 8QZ  
UK  
Tel: +44 (0) 1923 691 866

#### Optoma Deutschland GmbH

WIESENSTRASSE 21  
D40549 Düsseldorf  
Germany  
Tel: +49 (0) 211 506 6670

#### Optoma France

Batiment E  
81-83 avenue Edouard Vaillant  
92100 Boulogne Billancourt  
France  
Tel. : +33 (0) 1 41 46 12 20

#### Optoma Spain

C/ José Hierro,36 Of. 1C  
28529 Rivas Vaciamadrid  
Madrid  
Spain  
Tel: +34 91 499 06 06

#### Optoma Benelux

Optoma Benelux BV  
Randstad 22-123  
1316 BW Almere  
The Netherlands  
Tel: +31 (0) 36 820 0252

#### Optoma Czech

Tel: +420608666090

#### Optoma Poland

Tel :+ 48 507 090 411

#### Optoma Romania

Tel: +40 723 764 995

#### Optoma Russia

Moscow  
+7 905 553 67 78

#### Optoma Italy

+39 3408521552

#### Optoma Scandinavia

Lerpeveien 25  
Postboks 9515 Åskollen  
3038 Drammen  
Norway  
Tel: +47 32 98 89 90

#### Optoma Turkey

Tel: 07775 822134

#### Optoma UAE

Tel: 0097 155 574 8922

#### Optoma USA

##### Optoma USA Headquarters

3178 Laurelview Ct.  
Fremont, CA 94538  
Tel: (510) 897-8600

#### Optoma Asia

##### Taiwan

Optoma Corporation  
Taipei Office  
12F., No.213, Sec. 3, Beixin Rd., Xindian Dist., New Taipei City  
231, Taiwan (R.O.C.)  
Tel +886-2-8911-8600 EXT.3732

##### Taichung office

7F-5, No.3, Lane 2, 1st Rd, Taichung Industrial Park, Xitun  
Dist., Taichung City, 40767, Taiwan, R.O.C.  
Tel: +886-4-3505-0336

##### Kaohsiung office

Rm. D, 7F, No.108, Zhonghua 3rd Rd., Qianjin Dist.,  
Kaohsiung City 80145, Taiwan, R.O.C.  
Tel: +886-7-952-5689

##### China

Shanghai Office  
5F, No. 1205 Kaixuan Road, Changning District, Shanghai  
Tel: +86-21-6294-7376

##### Beijing office

20D apartment 3, Build No.3, Yindu Tower, No 48 ZhiChun  
road, HaiDian district, Beijing  
Tel: +86-10-5873-1919

#### ShenYang office

Room1201, building C3, Wulihe Tower, No 4-1 WenTi road,  
HePing district, ShenYang  
Tel: +86-024-3188-7018

#### Xi'an office

Room 1310, building B, ShiMao tower, GuanDongZheng  
street, Xi'an  
Tel: +86-029-8228-2428  
Fax: +86-029-8228-2428

#### GungZhou office

Room 602, NanTie Tower, No.57 No.1ZhongShan road,  
YueXiu district, GungZhou  
Tel: +86-20-6128-0990 / 6128-1025

#### ChongQing office

Room 9-2, building 19 HuaYuMingDu, ShiQiaoPu, ChongQing  
Tel: +86-23-6879-7626

#### ChengDu office

Room A3 floor 20, building A Time digital square, No.1 South  
RenMin road, ChengDu  
Tel: +86-28-8523-1553 / 8631-7092

#### Hong Kong office

Unit A, 27/F., Dragon Centre, 79 Wing Hong Street, Cheung  
Sha Wan, Kowloon, Hong Kong  
Tel: +852-2396-8968

