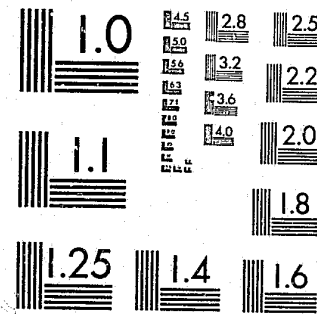


National Criminal Justice Reference Service



This microfiche was produced from documents received for inclusion in the NCJRS data base. Since NCJRS cannot exercise control over the physical condition of the documents submitted, the individual frame quality will vary. The resolution chart on this frame may be used to evaluate the document quality.



MICROCOPY RESOLUTION TEST CHART
NATIONAL BUREAU OF STANDARDS-1963-A


Microfilming procedures used to create this fiche comply with the standards set forth in 41CFR 101-11.504.

Points of view or opinions stated in this document are those of the author(s) and do not represent the official position or policies of the U. S. Department of Justice.

National Institute of Justice
United States Department of Justice
Washington, D. C. 20531

11/11/83

THE ARIZONA COURTS



1981 Caseload, Financial, and Personnel Report

89908

Supreme Court
State Capitol
Phoenix, Arizona

U.S. Department of Justice
National Institute of Justice

This document has been reproduced exactly as received from the person or organization originating it. Points of view or opinions stated in this document are those of the authors and do not necessarily represent the official position or policies of the National Institute of Justice.

Permission to reproduce this copyrighted material has been granted by
Arizona Supreme Court

to the National Criminal Justice Reference Service (NCJRS).

Further reproduction outside of the NCJRS system requires permission of the copyright owner.

PUBLISHED
ON BEHALF OF
THE ARIZONA SUPREME COURT

FRED C. STRUCKMEYER, JR., Chief Justice
WILLIAM A. HOLOHAN, Vice Chief Justice
JACK D. H. HAYS, Associate Justice
JAMES DUKE CAMERON, Associate Justice
FRANK X. GORDON, JR., Associate Justice

BY
THE ADMINISTRATIVE OFFICE OF THE COURTS

NOEL K. DESSAINT
Administrative Director of the Courts

WILLIAM L. McDONALD
Deputy Administrative Director

EDITED BY
Marsha G. Klinker, Judicial Administrator
James E. McMillan, Judicial Administrator

THE ARIZONA COURTS

1981 Caseload, Financial, and Personnel Report

Contents

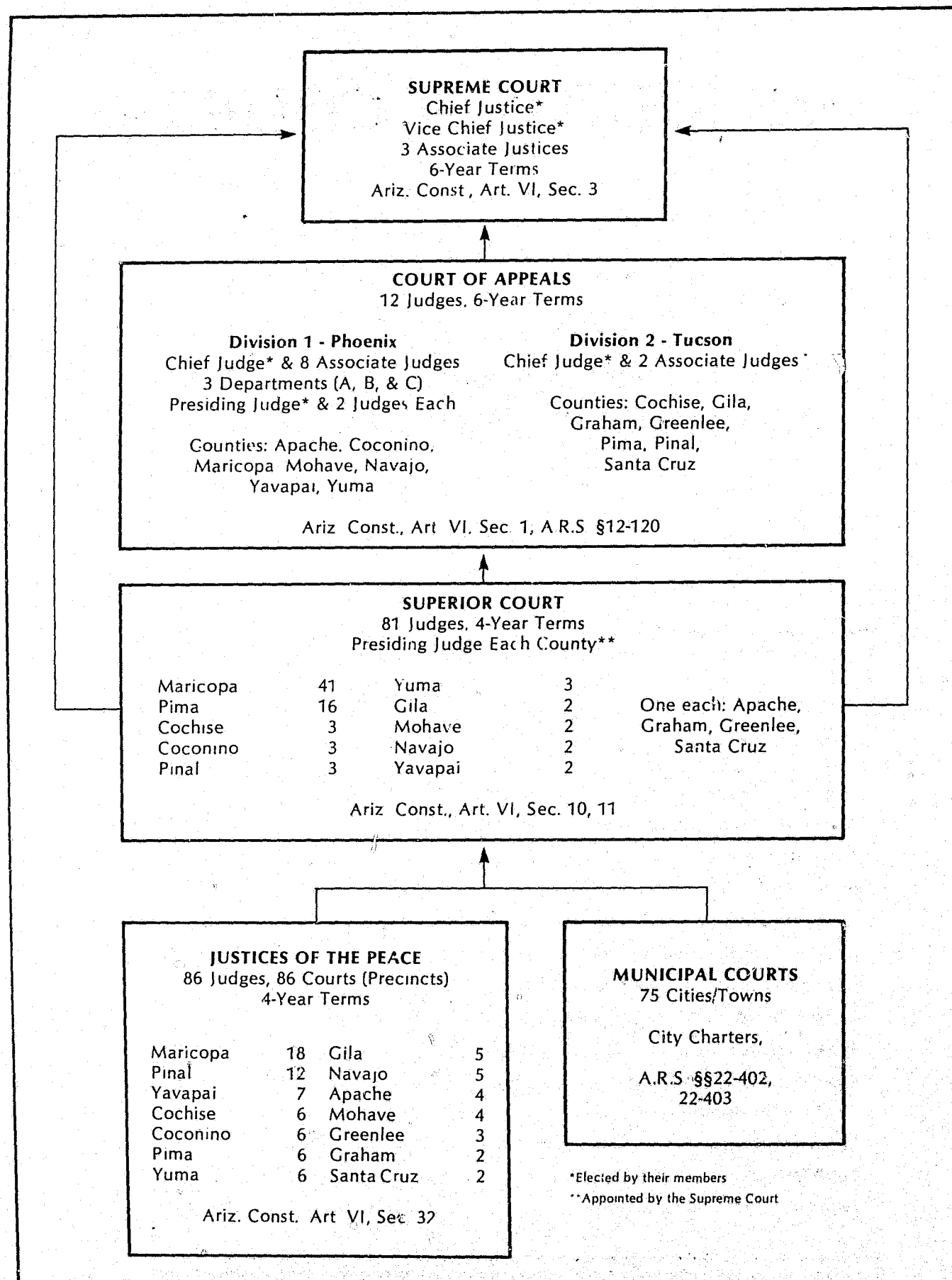
	Page
Organizational Chart— The Arizona Judiciary	2
The Judicial Branch of Government	3
General Introduction	5
Statewide Summary Information	7
Supreme Court	17
Court of Appeals— Division One	21
Court of Appeals— Division Two	25
Court of Appeals— Trend Analysis	28
Superior Courts	31
Superior Court Probation	103
Justice of the Peace Courts	143
Municipal Courts	203
Court Receipts	255
Appendix	258

NCJRS

JUN 9 1983

ACQUISITIONS

ORGANIZATIONAL CHART—THE ARIZONA JUDICIARY



The Judicial Branch of Government

"The judicial power shall be vested in an integrated judicial department consisting of a supreme court, such intermediate appellate courts as may be provided by law, a superior court, such courts inferior to the superior court as may be provided by law, and justice courts."

Arizona Constitution, Article VI, Sec. 1

THE SUPREME COURT

The Arizona Supreme Court consists of five justices. The regular term of office is six years. The Supreme Court has administrative supervision over all the courts of the state and the Chief Justice has the authority to exercise that supervision. The jurisdiction of the Court is provided in Article VI, Section 5 of the Arizona Constitution and includes appellate jurisdiction, the issuance of extraordinary writs and the power to make rules relative to all procedural matters in any court. Decisions of the Court of Appeals may be reviewed at the discretion of the Supreme Court when a litigant files a Petition for Review.

In addition to law clerks and secretarial and clerical staff, the Court appoints the Administrative Director of the Courts, the Clerk of the Supreme Court, and a central staff of attorneys. All employees serve at the pleasure of the Court.

COURT OF APPEALS

The Court of Appeals consists of two divisions. Division One, with nine judges, is located in Phoenix; and Division Two, with three judges, sits in Tucson. The Court has appellate jurisdiction to determine all matters properly appealed from the Superior Court. In criminal cases, however, where the sentence of death or life imprisonment has actually been imposed, the appeal is directly to the Arizona Supreme Court.

The geographical jurisdiction of Division One covers appeals from the Superior Court in the counties of Apache, Coconino, Maricopa, Mohave, Navajo, Yavapai, and Yuma. Division One also has statewide responsibility for reviewing decisions of the Industrial Commission and unemployment compensation appeals from the Department of Economic Security.

Division Two receives its cases from the Superior Court in the counties of Cochise, Gila, Graham, Greenlee, Pima, Pinal, and Santa Cruz.

SUPERIOR COURT

At the close of 1981, the Superior Court consisted of 81 judges sitting in 14 counties. The Superior Court

is a trial court of general jurisdiction and is empowered to hear cases of equity and law which involve title to or possession of real property; civil cases where the claim for relief amounts to \$2,500 or more; felony prosecutions and misdemeanors not otherwise provided for by law; probate matters; and cases involving dissolution or annulment of marriage. The Superior Court has concurrent jurisdiction with the Justice of the Peace Court over civil claims between \$500 and \$2,500.

In counties with three or more superior court judges, the presiding judge may appoint court commissioners to perform such duties as may be provided by law or Supreme Court rules. Commissioners usually determine matters where a default has been entered against a party and may also preside at the initial appearance of a defendant charged with a crime.

Each county has a Superior Court Clerk who is elected at the general election. The responsibilities of the Clerk's office are diversified and include the maintenance of official court case files; certification of documents; collection of fees; and issuance of summonses, subpoenas, and marriage licenses. The Clerk serves as jury commissioner in all counties except Maricopa and Pima, where a separate commissioner is appointed.

Probation departments are also operated under the supervision of the Superior Court.

JUSTICE OF THE PEACE AND MUNICIPAL COURTS

Statewide there are 86 Justices of the Peace sitting in the same number of precincts. These judges are elected at the general election by the voters in the precinct and the regular term of office is four years.

Municipal Courts are mandated by state law in each incorporated city or town; there are 75 such courts. Municipal judges are appointed by city or town councils.

These courts have jurisdiction to hear class 1, 2, and 3 misdemeanor cases. The Justice of the Peace may also conduct preliminary examinations on felony complaints. Municipal courts are empowered to hear matters arising out of violations of city or town ordinances. Virtually all traffic violation cases are filed in the Justice of the Peace or Municipal Courts.

The Justice of the Peace Courts also have civil jurisdiction over lawsuits involving less than \$2,500.

General Introduction

For the third year, detailed caseload, financial, and personnel information is presented by the Arizona Supreme Court in this separate volume, *The Arizona Courts: 1981 Caseload, Financial, and Personnel Report*. This report provides both statewide summary and detailed individual court unit information. Its value as a supplement to the *1981 Annual Judicial Report* is to persons and agencies who are interested in or involved with budgeting, planning, and administration for the court systems within Arizona.

This is the fourth year in which caseload statistical data has been published in the same format. It is, therefore, possible for courts to use caseload information from this and previous reports to determine short-term trends in their caseloads. Such information is of value when budgets are considered and in order to plan for the future needs of the court system.

REPORT FORMAT

This report contains sections on: statewide summary information; appellate courts; superior courts; superior court probation; justice of the peace courts; municipal courts; and court receipts. For easy reference, each court section is indicated by the appropriate heading on the upper outside corner of the page.

The following introductory sections have been included to facilitate a better understanding of the data presented herein. These general statements are intended only as an overview of the data presented. Particular attention should be paid to the narrative statements and definitions at the beginning of each section and the footnotes applicable to various statistics.

CASELOAD STATISTICS

The caseload statistics presented herein have been compiled from the monthly statistical reports submitted to the Supreme Court by the individual appellate, superior, justice of the peace, and municipal courts of the state. Virtually all caseload data reported herein is complete. Incomplete or inconsistent information, where detected, has been appropriately footnoted in the specific court report where the explanation is applicable. While the statistics are checked for mathematical accuracy, they are unaudited.

As a result of the State Legislature's passage of House Bill 2210, in July, 1981 it was necessary to change the statistical caseload reports for justice of the peace courts. This legislation requires that the annual salary of each justice of the peace be computed according to judicial productivity credits which are based on case filing statistics compiled by the Supreme Court. To maintain consistent statistics for the limited jurisdiction courts, both the justice and municipal courts' reports were changed to coincide

with the requirements of the legislation. The most significant statistical difference in the reports is the change from counting defendants in traffic and criminal cases to counting complaint filings. As a result of this mid-year change, the 1981 caseload statistics for justice and municipal courts reflect a mix of both "defendant" and "filing" counts. Absent other legislative changes, the 1982 report will reflect a single counting method.

The Thirty-Fourth Arizona Legislature enacted new legislation regarding domestic violence and this year statistics related to domestic violence are being reported for the first time. Charts showing caseload statistics for superior, justice, and municipal courts have a notation specifying the number of petitions filed for an Order of Protection and the number of requests received for hearings.

FINANCIAL INFORMATION

The financial information for superior and justice courts which is published in this report is based on a survey of the courts conducted during October, 1981. Supreme Court personnel have worked to obtain the most complete and accurate information possible. However, the financial data presented herein is unaudited and, therefore, is dependent on the reporting accuracy of the counties and cities participating in the survey. An effort was made to identify all costs of court operations where the cost is directly attributable to the individual court's budget.

Financial information for the municipal courts has been taken from published budget statements compiled by the Arizona League of Cities and Towns. Only total budget dollars appropriated and expended were available; therefore, these figures are not broken down into sub-categories.

Following are definitions for the categories used in this report. They are included to provide a better understanding of the financial information presented.

DIRECT EXPENDITURES AND APPROPRIATIONS — those funds appropriated directly to the court by the immediate funding authority (appellate courts — state legislature; superior courts and justice courts — counties; municipal courts — cities/towns).

Personal Services - amounts for salaries and wages for all personnel.

Fringe Benefits - amounts for employer's cost of FICA, insurance, retirement contributions, etc.

Operating Expenses - amounts for utilities, telephone, postage, insurance, rent, building maintenance, office supplies, and office equipment maintenance.

Travel and Transportation - amounts for personnel mileage, per diem, and travel.

Professional Services - amounts for court reporter costs, juries, attorney fees for indigent defendants, and mental institution charges.

Capital Expenses - amounts for purchases valued at over \$100.

INDIRECT EXPENDITURES AND APPROPRIATIONS - those expenses attributable to the court but which are included in other departments' or agencies' budgets.

Fringe Benefits - amounts for employer's cost of FICA, insurance, and retirement contributions not directly budgeted to the court.

Support Services - amounts for data processing, maintenance, accounting, payroll, law library, and building repair not directly budgeted to the court.

FEDERAL FUNDS - amounts received through such sources as C.E.T.A., federal revenue sharing, anti-recession funding, LEAA grants, Title IV child support, etc.

STATE FUNDS - amounts charged to state funds, other than Supreme Court programs such as State Aid to Probation and Family Counseling.

PERSONNEL INFORMATION

The personnel information contained in this report is based on a survey of the staffing levels of the Arizona judiciary on October 1, 1981. Because of the vast number of job titles encountered both within and between the different levels of courts, broad general position groupings were developed to publish the information in a reportable format. Personnel definitions which detail the various types of positions included within each grouping are noted at the beginning of each trial court section of this report.

Statewide Summary Information

The following tables reflect the caseload, financial, and personnel information of the Arizona judiciary, summarized on a statewide basis. Caseload statistics are presented on a summary basis by court level, while the financial and personnel information

presented is summarized on a statewide, all courts basis. These statewide summary tables also appear at the beginning of their appropriate sections of the report, along with narrative analyses and explanations of the data presented.

SUPREME COURT
1981 CASE ACTIVITY

TYPE OF ACTION	PENDING AS OF JAN. 1, 1981	FILINGS	TRANSFERS IN FROM COURT OF APPEALS	SUB-TOTAL	TERMINATIONS BY:				PENDING AS OF DEC. 31, 1981
					WRITTEN OPINION	MEMO DECISION	OTHER	TOTAL	
CIVIL	16	1	36	53	29	5	1	35	18
CRIMINAL	66	49	24	139	52	13	24*	89	50
PETITIONS FOR REVIEW	37	607	0	644	31	1	545	577	67
SPECIAL ACTIONS	25	177	0	202	24	0	149	173	29
DELAYED APPEALS	6	1	0	7	1	0	0	1	6
HABEAS CORPUS	3	41	0	44	0	0	36	36	8
STATE BAR MATTERS	6	89	0	95	4	0	89	93	2
MISCELLANEOUS	22	118	0	140	4	3	122	129	11
TOTAL	181	1,083	60	1,324	145	22	966	1,133	191

*Includes one case transferred out.

COURT OF APPEALS
1981 CASE ACTIVITY SUMMARY

TYPE OF ACTION	PENDING AS OF JAN. 1, 1981	FILINGS	SUB-TOTAL	TRANS. TO SUPREME COURT	TERMINATIONS BY:				PENDING AS OF DEC. 31, 1981
					WRITTEN OPINION	MEMO DECISION	OTHER	TOTAL	
CIVIL	746	822	1,568	35	187	202	303	727	841
CRIMINAL	614	998	1,612	23	81	458	252	814	798
POST CONVICTION RELIEF	33	68	101	1	4	15	38	58	43
INDUSTRIAL COMM.	108	221	329	0	23	86	66	175	154
UNEMPLOYMENT INS.	45	122	167	0	8	28	122	158	9
SPECIAL ACTIONS	13	157	170	0	15	1	147	163	7
HABEAS CORPUS	1	4	5	1	0	1	2	4	1
DELAYED APPEALS	1	7	8	0	0	3	1	4	4
JUVENILE APPEALS	16	37	53	0	7	16	12	35	18
TOTAL	1,577	2,436	4,013	60	325	810	943	2,138	1,875

SUPERIOR COURT
STATEWIDE REPORT - 1981

CRIMINAL STATISTICS				LOWER COURT APPEALS				TOTAL
STATISTICS REPRESENT NO. OF DEFENDANTS	FELONY	MISDEMEANOR	UNCLASSIFIED	TRIAL DE NOVO		ON THE RECORD		
				JUSTICE COURT	CITY COURT	JUSTICE COURT	CITY COURT	
BEGINNING PENDING	7,665*	69*	25*	205	118	39	129	8,250
FILINGS	14,182	51	212	652	375	120	627	16,219
CASES TRANSFERRED IN	175	4		20	8	1	2	210
SUB-TOTAL	22,022	124	237	877	501	160	758	24,679
TERMINATIONS BY:								
TRANSFER OUT	683		30	56	82	6	2	859
DISMISSED MOT. PROS.	2,304	21	24	92	34	4	34	2,513
OTHER DISMISSALS	485	6	32	85	64	5	37	714
OTHERWISE REMOVED	222	3	119	179	91	47	276	937
WITH PLEA	10,794	28						10,822
COURT TRIAL IN PROCESS				3				3
COURT TRIAL	75	8	1	227	82			393
JURY TRIAL IN PROCESS								
JURY TRIAL	22							22
JURY TRIAL IN PROCESS	17							17
JURY TRIAL	710	1			1			712
AFFIRMED						41	234	275
REVERSED						8	36	44
TOTAL TERMINATIONS	15,314	67	206	642	354	111	619	17,313
ENDING PENDING	6,708**	57**	31**	235	147	49	139	7,366

	*BEGINNING PENDING:		**ENDING PENDING: ^a	
	Less than 150 days	150 days & over	Less than 150 days	150 days & over
Felony	4,655	3,010	4,231	2,410
Misdemeanor	24	45	24	26
Unclassified	20	5	22	4

**Includes 2,790^b Defendants in Inactive Cases, e.g., Outstanding Warrants, Unopened Grand Jury Indictments, Deferred Prosecutions, etc.

^bDoes not include Santa Cruz County.

COURT SENTENCING STATISTICS	SENTENCED TO:		PROBATION:		FINE IMPOSED ONLY	OTHER DISPOSITIONS	TOTAL
	ARIZONA STATE PRISON	COUNTY JAIL	WITH CONFINEMENT	WITHOUT CONFINEMENT			
FELONY	2,655	99	2,104	4,646	69	79	9,654
MISDEMEANOR	1	277	182	738	340	17	1,555
UNCLASSIFIED			11	17			28
REVOKED PROBATION	832	195					1,027
TOTAL	3,488	571	2,297	5,403	409	96	12,264

SUPERIOR COURT
STATEWIDE REPORT - 1981

NON-CRIMINAL STATISTICS	CIVIL	DOMESTIC RELATIONS	RECIP-ROCAL SUPPORT	PROBATE	ADOPTION	JUVENILE DEPENDENCY	TOTAL
BEGINNING PENDING	35,237*	13,935	7,822	26,820	1,954	579	86,347
FILINGS	35,162	28,023	7,848	8,580	1,184	1,076	81,873
CASES TRANSFERRED IN	680	166	126				972
SUB-TOTAL	71,079	42,124	15,796	35,400	3,138	1,655	169,192
TERMINATIONS BY:							
TRANSFER OUT	332	111	1,459				1,902
DEFAULT HEARING	6,197	17,994					24,191
ARBITRATION	730						730
MEDICAL MALPRACTICE PANELS	3						3
OTHERWISE REMOVED	20,531	2,818	5,965	7,112	938	920	38,284
DISMISSED NON-PROSECUTION	5,800	3,628					9,428
COURT TRIAL-IN PROCESS	7	58					65
COURT TRIAL	1,653	2,907					4,560
JURY TRIAL-IN PROCESS	23	1					24
JURY TRIAL	474	7					481
TOTAL TERMINATIONS	35,750	27,524	7,424	7,112	938	920	79,668
ENDING PENDING	35,329**	14,600	8,372	28,288	2,200	735	89,524

CIVIL *BEGINNING PENDING:^a **ENDING PENDING:^b

Under 18 months 22,796 22,452

18 months & over 5,179 4,916

DOMESTIC VIOLENCE: Petitions for Order of Protection Filed: 429 Requests for Hearing: 142

^aDoes not include Pima County.

^bDoes not include Greenlee, Pima, or Santa Cruz Counties.

PETITIONS AND ORDERS TO SHOW CAUSE	BEGIN. PENDING	FILED	TRANS. IN	SUB-TOTAL	TRANS. OUT	TERMINATED	TOTAL TERM.	ENDING PENDING
PRE-JUDGMENT:								
TEMPORARY ORDERS	277	3,603		3,880		3,461	3,461	419
CONTEMPT ONLY	169	178		347		154	154	193
OTHER	9	65		74		62	62	12
POST JUDGMENT:								
POST CONVICTION RELIEF	67	342	1	410	4	299	303	107
MODIFY DECREE	461	1,527	6	1,994		1,226	1,226	768
FOREIGN DECREE	210	185	2	397	1	151	152	245
CONTEMPT ONLY	638	6,042	6	6,686	1	5,913	5,914	772
TOTAL	1,831	11,942	15	13,788	6	11,266	11,272	2,516

Mental Health Hearings: Criminal: 365 Civil: 492

STATEWIDE SUMMARY
1981 ADULT PROBATION ACTIVITY

	OFFENSE		
	FELONY	MISDEMEANOR	TOTAL
OFFENDERS SUPERVISED BY PROBATION DEPARTMENTS ON JANUARY 1, 1981*	10,412	1,417	11,829
NEW OFFENDERS PLACED ON PROBATION	16,009	1,000	7,009
SUB-TOTAL I	16,421	2,417	18,838
OFFENDERS TERMINATED FROM PROBATION BY:			
COMPLETING FULL TERM	1,199	481	1,680
EARLY TERMINATION	2,436	459	2,895
REVOCAION WITHOUT REINSTATEMENT	773	58	831
SUB-TOTAL II	4,408	998	5,406
OFFENDERS SUPERVISED BY PROBATION DEPARTMENTS ON DECEMBER 31, 1981	12,013	1,419	13,432

*Reflects an inventory adjustment in Gila County which required the removal of 140 probationers who were reported in the December 31, 1980 figure.

	OFFENDERS SUPERVISED BY PROBATION DEPARTMENTS	
	JAN. 1, 1981	DEC. 31, 1981
IN COUNTY*	8,987	10,547
OUT OF COUNTY	1,020	1,050
OUT OF STATE	1,822	1,835
TOTAL	11,829	13,432

OFFENDERS SUPERVISED IN COUNTY AS A COURTESY TO ANOTHER COUNTY PROBATION DEPARTMENT ON DECEMBER 31, 1981	291
--	-----

*RESENTENCE REPORTS COMPLETED AND FILED	8,859
---	-------

STATEWIDE SUMMARY

JUVENILE REFERRALS

	SEX		AGE				MOST SERIOUS OFFENSE ALLEGED IN REFERRAL				
	MALE	FEMALE	8-11	12-15	16	17	AGAINST PERSON	AGAINST PROPERTY	ILLEGAL GOODS OR SERVICES	PUBLIC PEACE	INCORRIGIBLE
REFERRALS PENDING JANUARY 1, 1981*	3,235	797	227	2,004	981	820	372	2,162	459	597	442
REFERRALS FILED THIS YEAR	27,772	8,043	2,003	16,511	8,391	8,910	2,948	17,389	3,386	5,989	6,103
SUB-TOTAL I	31,007	8,840	2,230	18,515	9,372	9,730	3,320	19,551	3,845	6,586	6,545
REFERRALS ENDING IN ADJUSTMENT	17,779	6,104	1,654	11,283	5,408	5,538	1,431	11,028	2,470	4,260	4,694
REFERRALS ENDING IN A PETITION BEING FILED	8,158	1,234	209	4,426	2,561	2,196	1,406	5,140	609	1,367	870
REFERRALS TRANSFERRED TO ANOTHER JURISDICTION	1,514	511	30	534	404	1,057	135	883	267	329	411
SUB-TOTAL II	27,451	7,849	1,893	16,243	8,373	8,791	2,972	17,051	3,346	5,956	5,975
REFERRALS PENDING DECEMBER 31, 1981	3,556	991	337	2,272	999	939	348	2,500	499	630	570

*Figures do not coincide with those reported for December 31, 1980 due to inventory adjustments at the Maricopa Juvenile Court.

STATEWIDE JUSTICE OF THE PEACE COURTS SUMMARY - 1981 CASELOAD STATISTICS^a

CIVIL	MISDEMEANOR	TRAFFIC	NON-TRAFFIC	PRELIMINARY HEARINGS		TOTAL
				BEGINNING PENDING: UNDER 20 DAYS	20 DAYS & OVER	
BEGINNING PENDING: UNDER 1 YEAR ^b	24,348	78,596	3,494	879		
1 YEAR & OVER ^b	6,718	69,694	5,916	4,131		
TOTAL PENDING ^b	31,066	148,290	9,410	5,010		193,776
FILINGS	55,692	478,678	20,983	18,477		573,830
TRANSFERRED IN	1,160	12,406	532	263		14,361
TOTAL ON FILE	87,918	639,374	30,925	23,750		781,967
TRANSFERRED OUT	817	8,154				
DEFAULT HEARING	13,968	347,462				
WITHOUT TRIAL	21,874	8,749				
SMALL CLAIMS TRIAL	1,419	38,991				
COURT TRIAL	11,327	37,317				
JURY TRIAL	13	13,160				
TOTAL TERMINATIONS	49,418	453,960	19,123	17,879		540,380
ENDING PENDING: UNDER 1 YEAR	29,522	99,507	4,474	885		
1 YEAR & OVER	8,978	85,907	7,328	4,986		
TOTAL PENDING	38,500	185,414	11,802	5,871		241,587

^aIncludes 53,135 traffic and 3,345 non-traffic defendants with warrants issued.

^bIncludes 3,947 defendants with warrants issued.

DOMESTIC VIOLENCE: Petitions for Order of Protection Filed: 2,735 Requests for Hearing: 392

^aIncludes only partial statistics for Glendale Precinct (January through September) and South Phoenix Precinct (January through October).

^bFigures do not coincide with those reported for the end of 1980 due to the inclusion of 1981 statistics for three courts whose 1980 statistics were not received in time for publication.

STATEWIDE MUNICIPAL COURTS SUMMARY - 1981 CASELOAD STATISTICS**

	MISDEMEANOR	TRAFFIC	NON-TRAFFIC	TOTAL
BEGINNING PENDING ***		31,472 ^a	5,723 ^a	37,195 ^a
		23,332 ^a	6,281 ^a	29,613 ^a
TOTAL PENDING ***		260,222	58,887	319,109
FILINGS		660,147	91,407	751,554
TRANSFERRED IN		1,986	304	2,290
TOTAL ON FILE		922,355	150,598	1,072,953
TERMINATIONS:				
TRANSFERRED OUT		22,305		
PLEA &/OR BOND FORFEITURE		467,224		
PLEA TO LESSER CHARGE		12,141		
DISMISSED		90,664		
OUT OF JURISDICTION		2,868		
COURT TRIAL		23,106		
JURY TRIAL		827		
TOTAL TERMINATIONS		619,135	72,662	691,797
ENDING PENDING		40,312 ^a	6,903 ^a	47,215 ^a
		25,346 ^a	6,860 ^a	32,206 ^a
TOTAL PENDING*		303,220	77,936	381,156

DOMESTIC VIOLENCE: Petitions for Order of Protection Filed: 1,003 Requests for Hearing: 149

*Includes 94,573 traffic and 23,841 non-traffic defendants with warrants issued.

**Includes only partial statistics for Snowflake Municipal Court (February through December) and for South Tucson Municipal Court (January through November).

***Figures do not coincide with those reported for the end of 1980 due to the inclusion of 1981 statistics for three courts whose 1980 statistics were not received in time for publication.

^aDoes not include aging statistics for Phoenix or Tucson Municipal Courts.

Statewide Personnel Information

The table below reflects a statewide summary of all court personnel as of October 1, 1981. This information was reported by the individual courts in response to a personnel survey conducted by the Supreme Court. Personnel information for individual courts can be found in the appropriate court level section of this report.

The 1981 survey attempted to obtain the most accurate information possible regarding the staffing levels of the various courts throughout Arizona. Therefore, personnel have been identified as being full-time (F.T.) or part-time (P.T.) employees in the table below.

The superior court employs approximately 68% of the full time and 28% of the part-time court personnel within the Arizona judiciary. Justice courts employ 13% and municipal courts employ 14% of the full-time court employees in the state. Appellate courts (Supreme Court and Court of Appeals) presently account for 4.8% of the workforce.

The most significant change since last year's survey has been the marked decrease in part-time workers in the state. A total of 316 part-time workers were reported statewide in the 1980 survey while 197 part-time workers were reported in the 1981 survey (a 37.7% decrease). This decrease is probably related to the demise of the Comprehensive Employment Training Act (CETA) which provided federal money to counties. The CETA money was used to fund part-time employees.

The total number of persons working full-time in the Arizona judicial system has increased from 2,537 in 1980 to 2,647 in 1981, a 4.3% increase.

STATEWIDE PERSONNEL SUMMARY - ALL COURTS

CLASSIFICATION	SUPREME COURT		COURT OF APPEALS		SUPERIOR COURT		JUSTICE OF THE PEACE		MUNICIPAL COURTS		TOTAL	
	F.T.	P.T.	F.T.	P.T.	F.T.	P.T.	F.T.	P.T.	F.T.	P.T.	F.T.	P.T.
Justice; Judge	5		12		81		86		96	38	280	38
Court Commissioner/Referee					19						19	
Clerk of the Court	1		2		14						17	
Constable							25*				25	
Bailiff					73	7					73	7
Court Reporter					90						90	
Staff Attorney	5		10								15	
Law Clerks	10		12								22	
Probation Officer					421	2					421	2
Probation Admin. Staff					32						32	
Probation Services Support					181	7					181	7
Administrative Staff	14				71		2		12		99	
Support Staff	1		1		97	14	15	51	58	51	172	116
Deputy Clerk**	6		13								19	
Secretarial/Clerical	15	1	15		684	26	219		204		1,137	27
Financial/Statistical Clerk	4										4	
Library Staff					15						15	
Custodial Support					26						26	
TOTAL	61	1	65		1,804	56	347	51	370	89	2,647	197

*Although more courts are known to have constables, only 25 constables were reported.

**Refers only to appellate court deputy clerks. All other deputy clerk positions were included under the secretarial/clerical category.

Statewide Judicial Expenditures

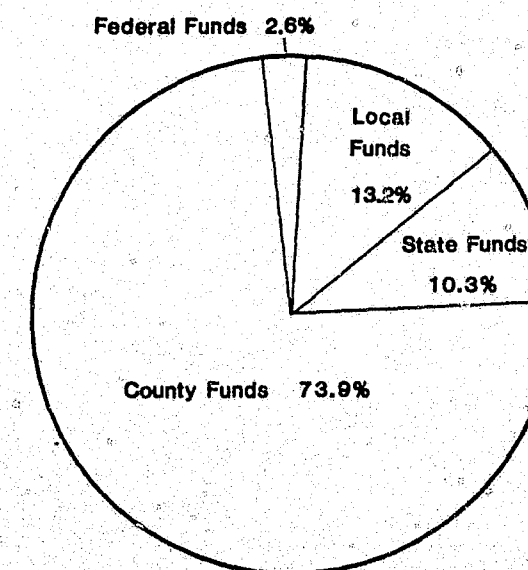
The financial information shown below reflects costs of the Arizona judiciary as identified by the financial survey of courts for fiscal year 1980-81. This chart summarizes the statewide financial tables for the various courts in Arizona. Financial information for individual court units can be found in the appropriate court level section of this report.

In 1980-81, the superior court accounted for 70.3% of the expenditures made for court services in Arizona. Municipal courts expended 13.2% of the court funds and 8.8% of the total went to justice courts. Appellate courts in the state accounted for 7.7% of the statewide expenditures. The greatest share of responsibility for funding Arizona's courts (73.9%) fell upon the counties. State funds provided 10.3% of the statewide total and local funds supported 13.2%. Federal funding provided for 2.6% of the identified statewide judicial expenditures during 1980-81.

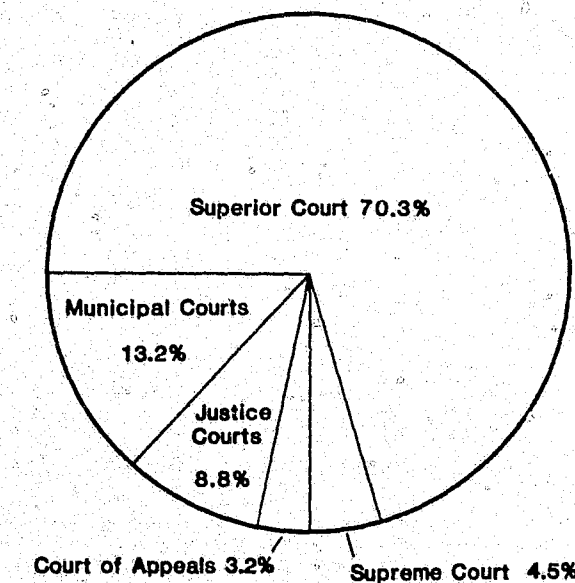
1980-81 ARIZONA JUDICIAL EXPENDITURES
ALL COURTS - ALL FUNDS

	STATE FUNDS	COUNTY FUNDS	LOCAL FUNDS	FEDERAL FUNDS	TOTAL	% OF TOTAL
SUPREME COURT	\$2,977,443			\$ 125,437	\$ 3,102,880	4.5%
COURT OF APPEALS	2,252,043				2,252,043	3.2%
SUPERIOR COURT	1,904,151	\$45,357,395		1,644,021	48,905,567	70.3%
JUSTICE COURTS		6,048,750		36,806	6,085,556	8.8%
MUNICIPAL COURTS			\$9,179,606		9,179,606	13.2%
TOTAL	\$7,133,637	\$51,406,145	\$9,179,606	\$1,806,264	\$69,525,652	100.0%
% OF TOTAL	10.3%	73.9%	13.2%	2.6%	100.0%	

1980-81
ARIZONA JUDICIAL EXPENDITURES
BY FUND SOURCE



1980-81
ARIZONA JUDICIAL EXPENDITURES
BY COURT LEVEL



Statewide Financial Information All Courts

The table below represents specific line item expenditures for fiscal year 1980-81 and appropriated monies for fiscal year 1981-82. This information was compiled from the Supreme Court's financial survey of Arizona courts which was conducted in October 1981. Definitions concerning the types of expenditures included in the categories listed in the table can be found in the General Introduction to the Caseload, Financial, and Personnel Information section on page 5.

In order to accommodate comparisons, the statewide financial information is provided for each of the court levels comprising the Arizona judiciary. Figures for the municipal courts were obtained from the Arizona League of Cities and Towns and were available only as total expenditures and appropriations. These figures have been included in the personal services category.

The two largest individual 1980-81 expenditure categories for the Arizona judiciary were salaries and professional services. The latter includes such items as jury fees and attorneys' fees for indigent defendants at the superior court level.

STATEWIDE FINANCIAL INFORMATION ALL COURTS

1980-1981 EXPENDITURES	Supreme Court	Court of Appeals	Superior Court	Justice Courts	Municipal Courts*	TOTAL
Personal Services	\$1,192,125	\$1,734,238	\$28,331,948	\$4,046,485	\$9,179,606	\$44,484,402
Fringe Benefits**	152,783	190,315	4,665,353	630,600		5,639,051
Operating Expenses	239,589	270,069	3,099,710	651,720		4,261,088
Travel	20,927	41,858	397,845	67,859		528,489
Professional Services	3,970	2,045	7,216,244	393,836		7,616,095
Capital Expenses	15,552	13,518	995,158	54,740		1,078,968
Support Services			651,137	203,510		854,647
Foster Care Review Boards	306,456					306,456
Other	751,431					751,431
Federal Funds	125,437		1,644,021	36,806		1,806,264
State Funds						
Commission on Judicial Qualifications	10,695					10,695
Commission on Judicial Appointments	2,180					2,180
Superior Ct. Salaries	1,837,789					1,837,789
Statewide Grand Jury	281,735					281,735
Other			66,362			66,362
TOTAL	\$4,940,669	\$2,252,043	\$47,067,778	\$6,085,556	\$9,179,606	\$69,525,652
1981-1982 APPROPRIATIONS	Supreme Court	Court of Appeals	Superior Court	Justice Courts	Municipal Courts*	TOTAL
Personal Services	\$1,350,200	\$1,902,700	\$29,912,962	\$4,636,959	\$10,509,842	\$48,312,663
Fringe Benefits**	195,000	245,500	5,752,529	877,472		7,070,501
Operating Expenses	287,000	334,100	4,225,916	919,674		5,766,690
Travel	29,000	54,900	475,338	105,285		664,523
Professional Services	4,000	1,500	5,004,314	378,042		5,387,856
Capital Expenses	7,900	18,000	889,907	87,914		1,003,721
Support Services			844,061	151,616		995,677
Foster Care Review Boards	369,600					369,600
Other	1,158,000					1,158,000
Federal Funds	173,440		1,710,648	58,192		1,942,280
State Funds						
Commission on Judicial Qualifications	28,100					28,100
Commission on Judicial Appointments	4,000					4,000
Superior Ct. Salaries	2,059,800					2,059,800
Other			72,000			72,000
TOTAL	\$5,666,040	\$2,556,700	\$48,887,675	\$7,215,154	\$10,509,842	\$74,835,411

* Only total expenditure and budget figures were obtained for municipal courts and for purposes of this table these are reported under personal services.

**Includes fringe benefits for superior and justice courts which are not directly budgeted.

Appellate Courts

APPELLATE COURT INDEX

	Page
Supreme Court	
Introduction	17
Case Activity, Financial, and Personnel Information.....	18
Total Filing and Termination Activity, 1972-1981	19
Filing Activity, 1976-1981	20
Termination Activity, 1976-1981	20
Court of Appeals— Division One	
Introduction	21
Case Activity, Financial, and Personnel Information.....	22
Total Filing and Termination Activity, 1972-1981	23
Filing Activity, 1976-1981	24
Termination Activity, 1976-1981	24
Court of Appeals— Division Two	
Introduction	25
Case Activity, Financial, and Personnel Information.....	25
Total Filing and Termination Activity, 1972-1981	26
Filing Activity, 1976-1981	27
Termination Activity, 1976-1981	27
Court of Appeals— Trend Analysis	28

Supreme Court

CASE ACTIVITY

Case filings in the Supreme Court increased from 1,051 matters in 1980 to 1,083 matters in 1981. The Court also continued to transfer in cases from the Court of Appeals. The Court was able to meet its workload by terminating 1,133 matters during the year. The total cases pending at year-end increased slightly from 181 pending in 1980 to 191 pending in 1981.

As shown in the pie chart, petitions for review constitute the largest percentage (56%) of the total number of matters filed in the Court during 1981. The remainder of the Court's caseload is divided among special actions, criminal, state bar, and other matters.

The general trend of case filings in the Supreme Court appears to have stabilized during recent years. However, minor fluctuations occurred in specific case categories within the total caseload in 1981. *Habeas Corpus* petitions showed the largest change by increasing 52% from 27 cases in 1980 to 41 cases in 1981. The largest category of cases, petitions for review, reflected an increase of 8.6%, rising from 559 matters in 1980 to 607 matters in 1981.

Several categories also showed decreases in 1981. The largest reduction occurred in State Bar disciplinary matters which decreased 14.4% from 104 filings in 1980 to 89 filings in 1981. Special actions and direct criminal appeals also showed slight declines during the year.

The Supreme Court transferred 60 cases, primarily civil and criminal actions, from the Court of Appeals, Division One, to its own calendar. In the past five years, the Supreme Court has accepted transfer of an average of 96 cases per year. This transfer of cases has been deemed necessary to assist the Court of Appeals with its increasing caseload backlog.


FINANCIAL INFORMATION

Financial administration of the Supreme Court's operating budget is the responsibility of the Office of the Administrative Director. In addition, the Administrative Director's office fiscally administers state appropriations to provide for:

- One-half of all superior court judges' salaries and related costs
- Medical Malpractice Review Panels
- Commission on Appellate and Trial Court Appointments

- Commission on Judicial Qualifications
- Family Counseling Programs
- State Aid for Probation Services
- Foster Care Review Boards
- Judicial Education

SUPREME COURT FILINGS-1981



**"PETITIONS FOR REVIEW" category includes:

	Cases	% of Total Caseload
Industrial Commission	74	6.8%
Post Conviction	33	1.6%
Criminal	228	21.0%
Civil and Special Actions	268	24.7%
<i>Habeas Corpus</i>	5	.5%
Juvenile	15	1.4%
	<u>607</u>	<u>56.0%</u>

***"OTHER" category includes direct civil appeals, delayed criminal appeals, and *habeas corpus* filings.

SUPREME COURT

**SUPREME COURT
1981 CASE ACTIVITY**

TYPE OF ACTION	PENDING AS OF JAN. 1, 1981	FILINGS	TRANSFERS IN FROM COURT OF APPEALS	SUB-TOTAL	TERMINATIONS BY:				PENDING AS OF DEC. 31, 1981
					WRITTEN-OPINION	MEMO DECISION	OTHER	TOTAL	
CIVIL	16	1	36	53	29	5	1	35	18
CRIMINAL	66	49	24	139	52	13	24*	89	50
PETITIONS FOR REVIEW	37	607	0	644	31	1	545	577	67
SPECIAL ACTIONS	25	177	0	202	24	0	149	173	29
DELAYED APPEALS	6	1	0	7	1	0	0	1	6
HABEAS CORPUS	3	41	0	44	0	0	36	36	8
STATE BAR MATTERS	6	89	0	95	4	0	89	93	2
MISCELLANEOUS	22	118	0	140	4	3	122	129	11
TOTAL	181	1,083	60	1,324	145	22	966	1,133	191

*Includes one case transferred out.

FINANCIAL INFORMATION

CATEGORIES	1980-81 EXPENDITURES	1981-82 BUDGET
I. DIRECT:		
Personal Services	\$ 1,192,125	\$ 1,350,200
Direct Fringe Benefits	152,783	195,000
Operating Expenses	207,144	251,200
Travel & Transportation	20,927	29,000
Professional Services	3,970	4,000
Capital Expenses	15,552	7,900
Law Library	32,445	35,800
Medical Malpractice Panels	12,770	15,000
Publishing Arizona Reports	27,480	50,000
Information System	11,503	5,000
Family Counseling	250,000	250,000
Probation - State Aid	375,000	575,000
Probation - Discretionary	-	172,000
Judicial Education	74,678	91,000
Foster Care Review Boards	306,456	369,600
TOTAL	\$ 2,682,833	\$ 3,400,700
II. OTHER STATE FUNDING:		
Superior Court	\$ 1,837,789	\$ 2,059,800
Statewide Grand Jury	281,735	*
Commission on Judicial Qualifications	10,695	28,100
Commission on Appellate and Trial Court Appointments	2,180	4,000
III. INDIRECT:		
Federal Funds	\$ 125,437	\$ 173,440

*Funds transferred to State Treasurer.

SUPREME COURT

**ARIZONA SUPREME COURT
FILING AND TERMINATION ACTIVITY
1972-1981**

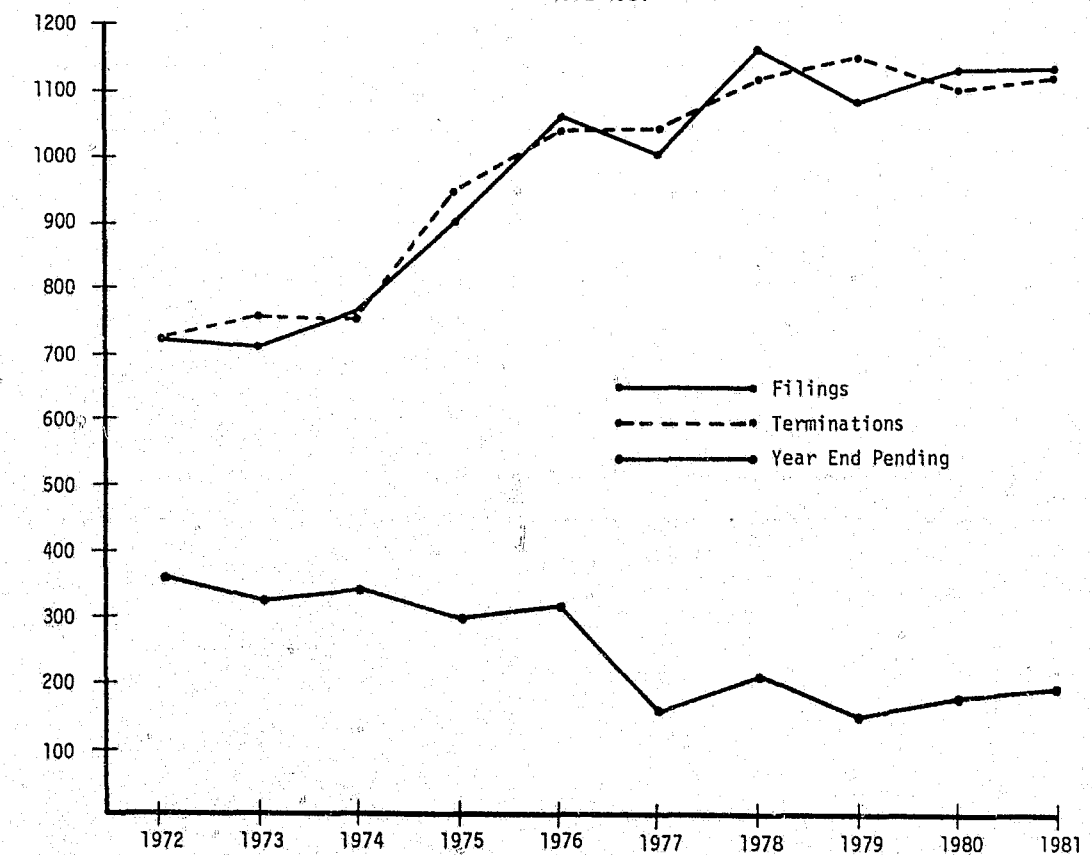
	1972	1973	1974	1975	1976	1977	1978	1979	1980	1981
FILINGS	702	714	713	799	921	923	1,016	1,000	1,051	1,083
TRANSFER IN	23	6	54	107	142	82	155	93	89	60
TOTAL	725	720	767	906	1,063	1,005	1,171	1,093	1,140	1,143

	1972	1973	1974	1975	1976	1977	1978	1979	1980	1981
TERMINATIONS	724	764	757	949	1,043	1,047	1,123	1,159	1,110	1,132
TRANSFER OUT	3	0	2	0	0	0	0	0	0	1
TOTAL	727	764	759	949	1,043	1,047	1,123	1,159	1,110	1,133

YEAR END PENDING	1972	1973	1974	1975	1976	1977	1978	1979	1980	1981
	384	340	348	305	325	169*	217	151	181	191

*Year End Pending caseload adjusted based on an actual physical inventory of the Supreme Court's pending cases as of December 31, 1977.

**FILING AND TERMINATION ACTIVITY
1972-1981**



SUPREME COURT

SUPREME COURT
FILING ACTIVITY 1976-1981*

TYPE OF CASE	1976	1977	1978	1979	1980	1981	% OF FILINGS	
							1976-81	1981
CIVIL	35	33	65	50	42	37	4.0	3.2
CRIMINAL	169	85	122	69	105	73	9.4	6.4
PETITIONS FOR REVIEW	592	620	664	668	559	607	56.1	53.1
SPECIAL ACTIONS	170	149	166	147	185	177	15.0	15.5
DELAYED APPEALS	7	2	5	1	4	1	0.3	0.1
HABEAS CORPUS	21	42	26	37	27	41	2.9	3.6
STATE BAR MATTERS	29	33	63	56	104	89	5.7	7.8
MISCELLANEOUS	40	41	60	65	114	118	6.6	10.3
TOTAL	1,063	1,005	1,171	1,093	1,140	1,143	100.0%	100.0%

*Includes cases transferred in from the Court of Appeals.

SUPREME COURT
TERMINATION ACTIVITY 1976-1981

TYPE OF CASE	1976	1977	1978	1979	1980	1981	% OF TERM.	
							1976-81	1981
CIVIL	26	34	52	79	33	35	3.9	3.1
CRIMINAL	155	139	108	72	95	89	9.9	7.8
PETITIONS FOR REVIEW	603	610	655	682	583	577	56.1	50.9
SPECIAL ACTIONS	171	149	160	162	171	173	14.9	15.3
DELAYED APPEALS	4	4	1	3	1	1	0.2	0.1
HABEAS CORPUS	19	38	28	40	25	36	2.8	3.2
STATE BAR MATTERS	26	35	61	57	103	93	5.7	8.2
MISCELLANEOUS	39	38	58	64	99	129	6.5	11.4
TOTAL	1,043	1,047	1,123	1,159	1,110	1,133	100.0%	100.0%

Court of Appeals—Division One

CASE ACTIVITY

During 1981 Division One received a record number of case filings. A total of 1,718 new cases were filed in the court during the year. This represents a 13.8% increase in filings between 1980 and 1981. Similarly, cases pending in the court at year-end jumped 20% in 1981 over the 1980 level, rising from 1,289 to 1,546 cases.

The most significant factor in the overall increase in filings was the growth in criminal filings during 1981. Between 1980 and 1981 criminal filings increased from 546 to 712, a 30.4% increase. This reverses a four-year trend of decreasing criminal case appeals. Civil case filings continued their steady growth trend of recent years increasing 7.3% from 537 matters in 1980 to 576 matters in 1981. Over the past ten years, civil filings have risen nearly 96% from 294 cases filed in 1972 to 575 cases filed in 1981. There has been an average increase in civil case filings of 9.6% each year since 1972. It appears likely that this trend will continue. Industrial Commission cases also increased from 190 to 221 case filings, up 16%.

In contrast to the rise in filings of criminal and civil appeals during the past year, unemployment insurance and juvenile appeal filings in Division One decreased during 1981. Unemployment insurance matters declined 15.3% during the year from 144 fil-

ings in 1980 to 122 filings in 1981. Juvenile appeal filings declined from 29 cases in 1980 to 15 cases in 1981.

Termination of cases again reached near-record proportions during 1981. Three out of the four major case categories reflected increases in the number of terminations recorded during 1981. For example, the number of civil matters closed increased 11.5% from 451 terminations in 1980 to 503 terminations in 1981. Terminations also went up slightly in criminal cases, increasing from 528 cases to 544 cases between the two years (a 3% change). Closures on unemployment insurance appeals increased 46% from 108 terminations in 1980 to 158 terminations in 1981. Additionally, the Supreme Court accepted transfer of a total of 58 matters from Division One to assist in reducing the Court of Appeals' workload.

As shown in the Total Filing and Termination Activity chart and graph, the year-end pending total for the court grew 19.9% from 1,289 cases in 1980 to 1,546 cases in 1981. This increase in year-end pending is attributable in large part to the increase in criminal filings. Due to the limited resources of the court and the priority given to criminal appeals, non-criminal matters are frequently delayed which results in more cases pending. In response to this long-standing situation, the 1981 Legislature approved the addition of a fourth, three-judge panel for the court to become effective in July 1982.

Sandra D. O'Connor Appointed to U.S. Supreme Court



Sandra Day O'Connor, born March 26, 1930, El Paso, Texas; A.B., Stanford University 1950; LL. B. Stanford University, 1952; admitted to Arizona bar 1957; Arizona State Senator 1969-74, Senate Majority Leader 1973 and 1974; Judge, Maricopa Superior Court, 1975-79; Judge Arizona Court of Appeals—Division One, 1979-81; Justice, United States Supreme Court, September 25, 1981-Present.

COURT OF APPEALS

COURT OF APPEALS - DIVISION 1
1981 CASE ACTIVITY

TYPE OF ACTION	PENDING AS OF JAN. 1, 1981	FILINGS*	SUB-TOTAL	TERMINATIONS BY:					PENDING AS OF DEC. 31, 1981
				TRANS. TO SUPREME COURT	WRITTEN OPINION	MEMO DECISION	OTHER	TOTAL	
CIVIL	640	576	1,216	35	82	151	235	503	713
CRIMINAL	453	712	1,165	22	27	342	153	544	621
POST CONVICTION RELIEF	29	44	73	0	4	15	16	35	38
INDUSTRIAL COMM.	108	221	329	0	23	86	66	175	154
UNEMPLOYMENT INS.	45	122	167	0	8	28	122	158	9
SPECIAL ACTIONS	3	26	29	0	0	0	29	29	0
HABEAS CORPUS	1	4	5	1	0	1	2	4	1
DELAYED APPEALS									
JUVENILE APPEALS	10	15	25	0	2	7	6	15	10
TOTAL	1,289	1,720	3,009	58	146	630	629	1,463	1,546

*Includes 2 cases transferred in.

FINANCIAL INFORMATION

CATEGORIES	1980-81 EXPENDITURES	1981-82 BUDGET
I. DIRECT:		
Personal Services	\$ 1,295,625	\$ 1,420,100
Direct Fringe Benefits	141,048	182,500
Operating Expenses	181,977	234,100
Travel & Transportation	32,476	41,900
Professional Services	1,904	1,000
Capital Expenses	8,052	9,000
TOTAL	\$ 1,661,082	\$ 1,888,600

PERSONNEL INFORMATION

OFFICES AND POSITIONS	FULL-TIME
Judge	9
Secretary	9
Law Clerk	9
Clerk of the Court	1
Chief Deputy Clerk	1
Deputy Clerk	8
Machine Operator	1
Chief Staff Attorney	7
Staff Attorney	7
Staff Secretary	3
TOTAL	49

COURT OF APPEALS

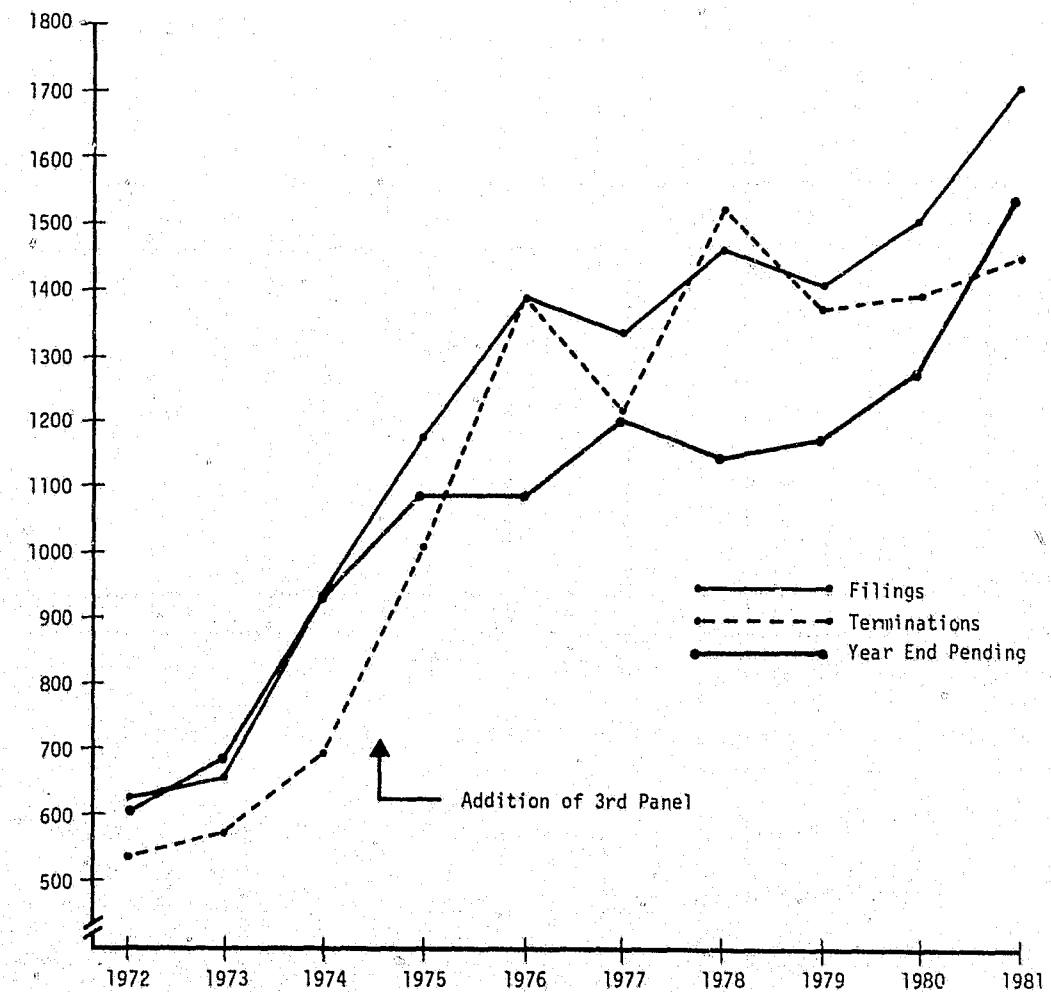
COURT OF APPEALS - DIVISION 1
TOTAL FILING AND TERMINATION ACTIVITY
1972-1981

	1972	1973	1974	1975	1976	1977	1978	1979	1980	1981
FILINGS	628	661	929	1,185	1,397	1,337	1,467	1,411	1,510	1,718
TRANSFER IN	1	1	0	0	0	0	0	0	0	2
TOTAL	629	662	929	1,185	1,397	1,337	1,467	1,411	1,510	1,720

	1972	1973	1974	1975	1976	1977	1978	1979	1980	1981
TERMINATIONS	517	571	647	902	1,239	1,137	1,368	1,296	1,311	1,405
TRANSFER OUT	19	6	52	112	158	87	159	85	91	58
TOTAL	536	577	699	1,014	1,397	1,224	1,527	1,381	1,402	1,463

YEAR END PENDING	1972	1973	1974	1975	1976	1977	1978	1979	1980	1981
	612	697	927	1,098	1,098	1,211	1,151	1,181	1,289	1,546

FILING AND TERMINATION ACTIVITY
1972-1981



COURT OF APPEALS

**COURT OF APPEALS - DIVISION 1
FILING ACTIVITY 1976-1981**

TYPE OF CASE	1976	1977	1978	1979	1980	1981	% OF FILINGS	
							1976-81	1981
CIVIL	377	410	493	501	537	576	32.7	33.5
CRIMINAL*	750	686	702	647	592	756	46.7	44.0
INDUSTRIAL COMM.	243	217	216	187	190	221	14.4	12.8
UNEMPLOYMENT INS.**	-	-	-	9	144	122	3.1	7.1
SPECIAL ACTIONS	16	15	23	23	17	26	1.4	1.5
HABEAS CORPUS	2	1	4	5	1	4	0.2	0.2
DELAYED APPEALS	0	0	0	0	0	0	0.0	0.0
JUVENILE APPEALS	9	8	29	39	29	15	1.5	0.9
TOTAL	1,397	1,337	1,467	1,411	1,510	1,720	100.0%	100.0%

*Includes Petitions for Post Conviction Relief.

**Jurisdiction over unemployment insurance appeals shifted from the Superior Courts to the Court of Appeals by the laws of 1979 (A.R.S. §41-1993).

**COURT OF APPEALS - DIVISION 1
TERMINATION ACTIVITY 1976-1981***

TYPE OF CASE	1976	1977	1978	1979	1980	1981	% OF TERM.	
							1976-81	1981
CIVIL	344	374	468	458	451	503	31.0	34.4
CRIMINAL**	790	646	736	667	593	579	47.8	39.5
INDUSTRIAL COMM.	217	181	275	207	187	175	14.8	12.0
UNEMPLOYMENT INS.	-	-	-	0	108	158	3.2	10.8
SPECIAL ACTIONS	24	15	22	22	16	29	1.5	2.0
HABEAS CORPUS	2	3	2	6	1	4	0.2	0.3
DELAYED APPEALS	7	0	0	0	0	0	0.0	0.0
JUVENILE APPEALS	13	5	24	21	46	15	1.5	1.0
TOTAL	1,397	1,224	1,527	1,381	1,402	1,463	100.0%	100.0%

*Includes cases transferred to the Supreme Court.

**Includes Petitions for Post Conviction Relief.

Court of Appeals—Division Two

CASE ACTIVITY

The total number of case filings in Division Two of the Court of Appeals increased during 1981. The court received 716 new matters which reflected a 2% increase over the 702 matters received in 1980. The total number of cases terminated by the court also increased from the previous year rising 6.8%. During 1981 the court terminated 675 matters compared with 632 matters terminated in 1980. Despite the increased termination activity, the court's year-end pending caseload increased from 288 cases in 1980 to 329 cases in 1981.

During 1981, increases in filings occurred in the major case categories, civil and criminal. Civil cases reflected the largest filing increase in the court grow-

ing 18.3%, from 208 matters filed in 1980 to 246 matters filed in 1981. Criminal cases also increased from 280 cases filed in 1980 to 286 cases in 1981.

The termination of civil matters increased by 19.1% when compared to the previous year, rising from 188 terminations in 1980 to 224 terminations in 1981. Similarly, criminal case terminations increased from 231 cases in 1980 to 270 cases terminated in 1981, a 16.9% rise. Juvenile terminations increased slightly in 1981, going from 18 cases in 1980 to 20 cases in 1981.

The year-end pending total in 1981 (329 cases) increased approximately 14.2% over the 1980 level. This pending count should be closely monitored in future years; if the pending figure continues to escalate at this rate, the court should determine appropriate action to address the problem.

**COURT OF APPEALS - DIVISION 2
1981 CASE ACTIVITY**

TYPE OF ACTION	PENDING AS OF JAN. 1, 1981	FILINGS*	SUB-TOTAL	TERMINATIONS BY:					PENDING AS OF DEC. 31, 1981
				TRANS. TO SUPREME COURT	WRITTEN OPINION	MEMO DECISION	OTHER	TOTAL	
CIVIL	106	246	352	0	105	51	68	224	128
CRIMINAL	161	286	447	1	54	116	99	270	177
POST CONVICTION RELIEF	4	24	28	1	0	0	22	23	5
SPECIAL ACTIONS	10	131	141	0	15	1	118	134	7
DELAYED APPEALS	1	7	8	0	0	3	1	4	4
JUVENILE APPEALS	6	22	28	0	5	9	6	20	8
TOTAL	288	716	1,004	2	179	180	314	675	329

*Includes 11 cases transferred in.

FINANCIAL INFORMATION

CATEGORIES	1980-81 EXPENDITURES	1981-82 BUDGET
I. DIRECT:		
Personal Services	\$ 438,613	\$ 482,600
Direct Fringe Benefits	49,267	63,000
Operating Expenses	61,208	65,800
Travel & Transportation	9,382	13,000
Professional Services	141	500
Capital Expenses	32,350	43,200
TOTAL	\$ 590,961	\$ 668,100

PERSONNEL INFORMATION

OFFICES AND POSITIONS	FULL-TIME
Judge	3
Secretary	3
Law Clerk	3
Clerk of the Court	1
Chief Deputy Clerk	1
Deputy Clerk	3
Chief Staff Attorney	1
Staff Attorney	1
TOTAL	16

COURT OF APPEALS

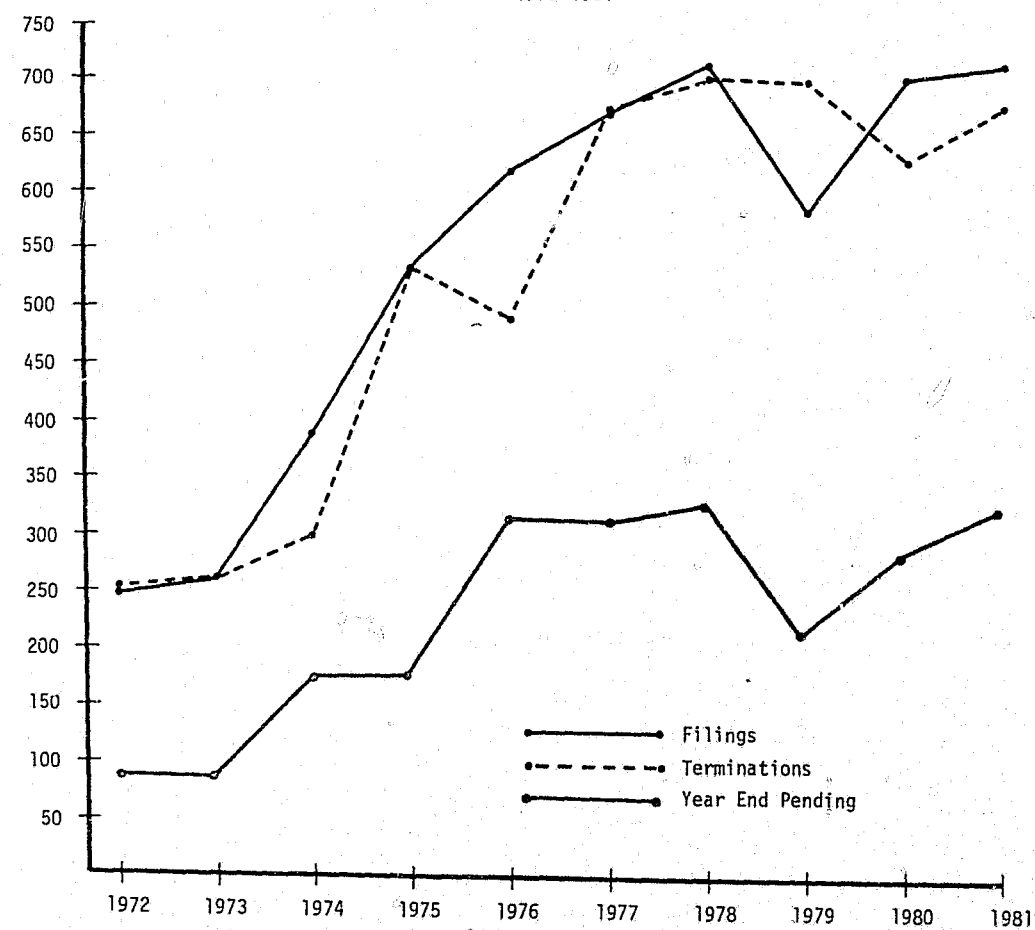
COURT OF APPEALS - DIVISION 2
TOTAL FILING AND TERMINATION ACTIVITY
1972-1981

	1972	1973	1974	1975	1976	1977	1978	1979	1980	1981
FILINGS	247	260	392	540	620	668	716	588	702	705
TRANSFER IN	2	2	0	0	0	0	0	0	0	11
TOTAL	249	262	392	540	620	668	716	588	702	716

TERMINATIONS	250	260	297	537	476	669	698	687	628	673
TRANSFER OUT	5	2	6	1	3	1	4	14	4	2
TOTAL	255	262	303	538	479	670	702	701	632	675

YEAR END PENDING	86	86	175	177	318	317	331	218	288	329
------------------	----	----	-----	-----	-----	-----	-----	-----	-----	-----

FILING AND TERMINATION ACTIVITY
1972-1981



COURT OF APPEALS

COURT OF APPEALS - DIVISION 2
FILING ACTIVITY 1976-1981

TYPE OF CASE	1976	1977	1978	1979	1980	1981	% OF FILINGS	
							1976-81	1981
CIVIL*	222	179	210	201	230	268	32.7	37.4
CRIMINAL**	250	315	326	230	281	293	42.3	40.9
SPECIAL ACTIONS	144	167	154	141	166	131	22.5	18.3
POST CONVICTION RELIEF	4	7	26	16	25	24	2.5	3.4
TOTAL	620	668	716	588	702	716	100.0%	100.0%

*Includes Juvenile Appeals for purposes of this table.
**Includes Delayed Appeals for purposes of this table.

COURT OF APPEALS - DIVISION 2
TERMINATION ACTIVITY 1976-1981*

TYPE OF CASE	1976	1977	1978	1979	1980	1981	% OF TERM.	
							1976-81	1981
CIVIL**	138	220	212	224	206	244	32.2	36.2
CRIMINAL***	188	276	315	325	231	274	41.7	40.6
SPECIAL ACTIONS	149	167	148	138	172	134	23.5	19.8
POST CONVICTION RELIEF	4	7	27	14	23	23	2.6	3.4
TOTAL	479	670	702	701	632	675	100.0%	100.0%

*Includes cases transferred to the Supreme Court.
**Includes Juvenile Appeals for purposes of this table.
***Includes Delayed Appeals for purposes of this table.

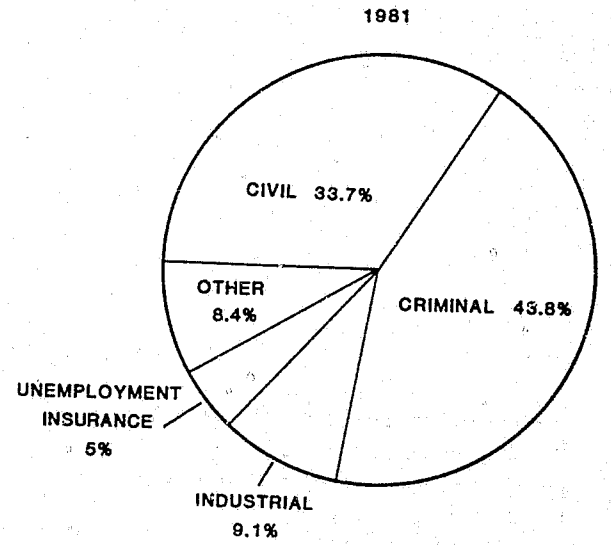
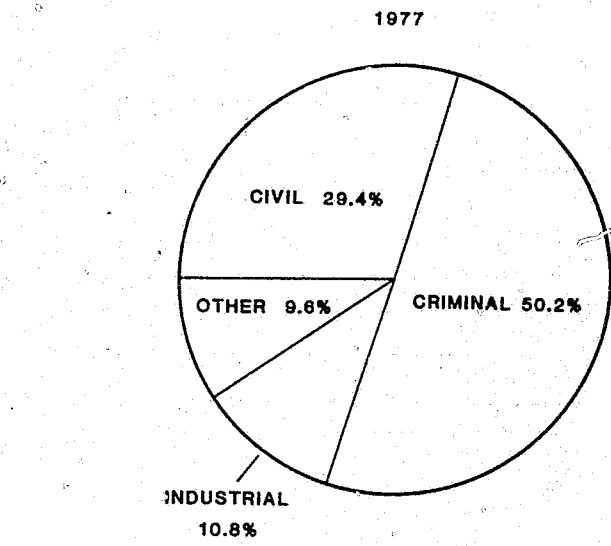
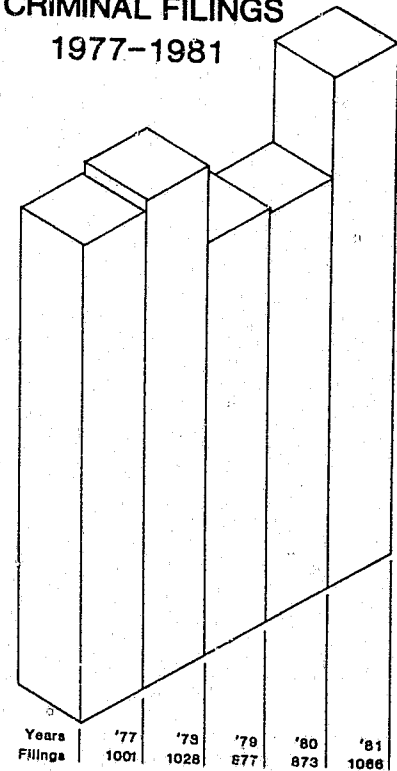
Court of Appeals—Trend Analysis

Two significant trends have been experienced by the Court of Appeals in recent years. First, since 1977, the court has seen a change in the type of caseload which it must handle. Second, the overall growth in case filings has continued virtually every year since the court's creation in 1965.


As shown in the pie charts to the right, the percentage of civil cases in the total caseload has increased from 29.4% in 1977 to 33.7% in 1981. Criminal cases decreased during the same period, from 50.2% of the caseload in 1977 to 43.8% of the caseload in 1981. Additionally, during the 1979 legislative session, a new statute authorizing direct appeal of unemployment insurance cases from the State Department of Economic Security to the Court of Appeals was enacted. Division One of the court receives all of these appeals which account for 5% of the current caseload. Therefore, not only have the number of case filings increased, but the types of cases filed have broadened as well.

The bar charts below reflect the change in criminal and civil filings in the Court of Appeals during the past five years. Criminal filings were decreasing until 1981 when a major increase in activity was recorded. Between 1980 and 1981 criminal filings increased 22.1%. If this trend continues in 1982, it would suggest several possible explanations including the impact of the new criminal code, policy changes in the County Attorneys' offices, and increasing terminations at the superior court level. Civil case filings have shown a steady increase during the five year period and this is likely to continue.

**CRIMINAL FILINGS
1977-1981**



**CIVIL FILINGS
1977-1981**



Superior Court

Preceding page blank

SUPERIOR COURT INDEX

	Page
Introduction.....	31
Statewide Summary of Case Activity and Personnel Information.....	36
Statewide Financial Information.....	37
Filings Per 1,000 Population— By County.....	38
Statewide Criminal Case Activity— By County.....	39
Statewide Civil and Domestic Relations Case Activity— By County.....	40
Statewide Reciprocal Support, Probate, Juvenile Dependency, and Adoption Case Activity— By County.....	41
Statewide Criminal Case Activity— By Case Type.....	42
Statewide Non-Criminal Case Activity— By Case Type.....	43
Individual Court Information	
Apache County.....	44
Cochise County.....	48
Coconino County.....	52
Gila County.....	56
Graham County.....	60
Greenlee County.....	64
Maricopa County.....	68
Mohave County.....	72
Navajo County.....	76
Pima County.....	80
Pinal County.....	84
Santa Cruz County.....	88
Yavapai County.....	92
Yuma County.....	96

Superior Court

CASELOAD STATISTICS

INTRODUCTION

The caseload statistics contained on the following pages are based on the case activity data reported monthly by each superior court to the Arizona Supreme Court. The statistics are presented on both an individual county basis and a statewide summary basis—by county and by case type. Although most court caseload statistics reported herein are complete, some statistical information was not available for reporting purposes. Such omissions are noted on the applicable charts.

This 1981 report represents the fourth year in which the current superior court statistical reporting forms have been used by the Supreme Court. The use of these forms has resulted in more uniform and detailed caseload data than was available prior to 1978. This consistency in the data makes it possible to analyze the recent trends of caseloads in the superior court.

Both the superior court and the superior court probation department in each county have reported statistics on the disposition of criminal defendants who were found guilty. These two sets of figures do not coincide. Some of the variance is related to the fact that the probation department keeps sentencing statistics only on those individuals who are referred to the probation department prior to sentencing. Since not all defendants who are sentenced by the superior court are referred to the probation department prior to sentencing, the number of offenders actually sentenced may be greater than the number reported by the probation department. Another factor contributing to the variance may be the inability of the reporting entities to count the dispositions in accordance with Supreme Court instructions. The latter situation will be addressed during 1982.

The case activity charts on the following pages contain categories entitled "transferred in" and "transfer out". Although these categories are included primarily to report the actual transfer of cases or defendants between counties, the categories may also be employed to accomplish statistical adjustments of discovered reporting inaccuracies. These inaccuracies are usually detected by court personnel during physical inventories of pending caseloads. In instances where physical inventory adjustments are made, the total yearly adjustments have been published as reported and appropriately footnoted.

The only major omissions in the 1981 caseload statistics are the adoption and juvenile dependency filing statistics from Maricopa County. For the first time, Maricopa Superior Court was able to provide termination statistics for these categories and these

numbers have been footnoted on the appropriate charts. However, since complete caseflow statistics were not available, the Maricopa County figures have not been included in any statewide summaries or totals. Due to the size of the Maricopa caseload, these omissions have a significant impact on the statistical categories.

1981 Caseload Activity

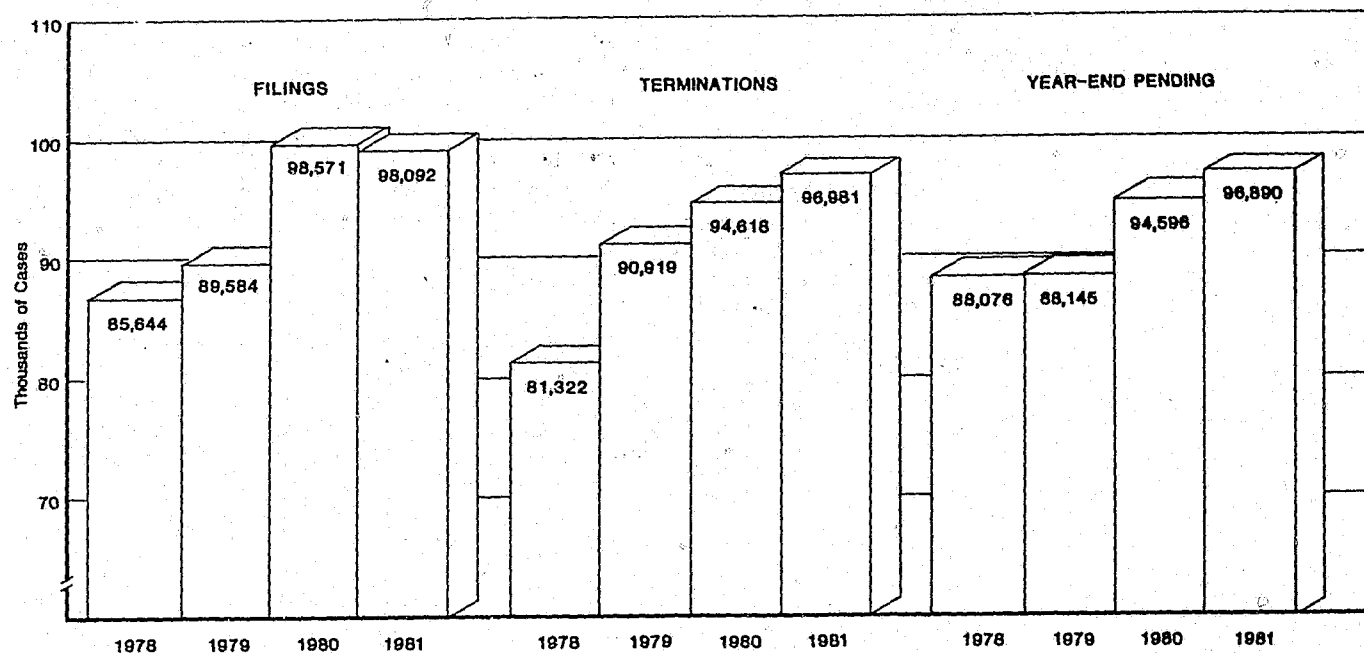
The superior court reported a slight decrease in filings for 1981. Total filings throughout the state decreased 0.5% from 98,571 filings in 1980 to 98,092 filings in 1981. The superior court was able to increase the total number of terminations 2.5% from 94,618 cases in 1980 to 96,981 cases in 1981. The increase in terminations coupled with the decrease in filings resulted in a year-end pending caseload increase of only 2.4%, going from 94,596 matters in 1980 to 96,890 matters in 1981. These figures do not take into account the various pre- and post-judgment matters which are also processed by the superior court and are reported on page 43.

As mentioned previously, 1981 is the fourth year in which superior court caseload statistics have been collected in their current form. Therefore, short-term trends, such as those illustrated in the bar graphs, can be identified. Filings increased markedly during the first three years, but have stabilized between 1980 and 1981. Nevertheless, the 1981 total filing figure of 98,092 cases represents a 14.5% growth in filing activity over the four-year period. There has also been a 19.3% rise in the overall number of terminations in the four years from 81,322 terminations in 1978 to 96,981 terminations in 1981. Year-end pending counts have increased significantly during the same time period rising from 88,076 in 1978 to 96,890 in 1981, a 10% increase. It should be noted that during this time period only five new judgeships were created in the state, an increase of just 6.6% in the available judicial workforce.

The most significant change in terms of overall case volume was in the area of civil case filings. There was a 4.5% decrease in civil filings, dropping from 36,830 matters in 1980 to 35,162 matters in 1981. The court was able to terminate a total of 35,750 cases in 1981 which was a 3.8% increase over the 34,452 cases closed in 1980. As a result of the decrease in total filings and the increase in terminations, the year-end pending caseload increased only slightly, 0.3%, from 35,237 cases in 1980 to 35,329 in 1981.

Statewide statistics reflect a 2.2% growth in criminal filings during 1981 as compared with 1980 (15,865 filings in 1980 versus 16,219 filings in 1981). Concurrently, the number of terminations surged from 14,490 cases in 1980 to 17,313 cases in 1981, an increase of 19.5%. This significant increase in ter-

**SUPERIOR COURT ACTIVITY
1978 TO 1981**



minations resulted in a substantial drop, 10.7%, in pending matters at year-end (8,250 cases pending at the end of 1980 versus 7,366 cases pending at the end of 1981).

In 1981, domestic relations case filings remained almost constant, increasing 0.4% over the previous year (27,899 filings in 1980 compared to 28,023 filings in 1981). Terminations increased 2.7% from 26,794 matters in 1980 to 27,524 matters in 1981. Despite the increase in terminations, the year-end pending count grew at a rate of 4.8% over the previous year.

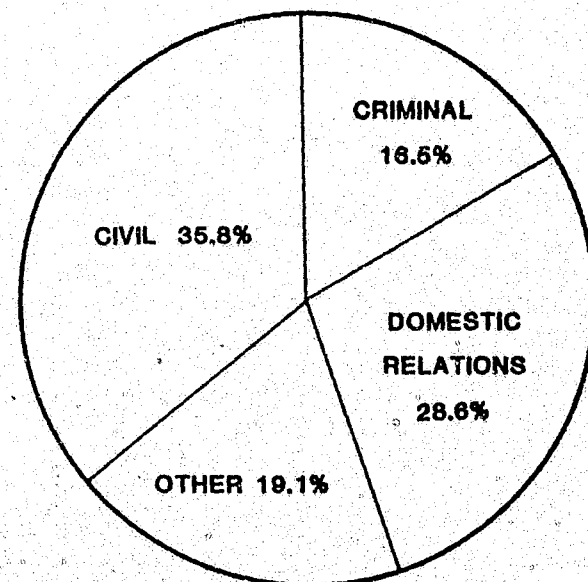
Reciprocal support filings increased from 7,537 matters in 1980 to 7,848 matters in 1981, which reflects a 4.1% growth. However, there was a major decrease in the number of reciprocal support cases terminated during the year. A total of 7,424 matters were closed in 1981 which is a 25% decrease over the 9,904 matters closed in 1980. The year-end pending count partially mirrored this decrease in terminations by increasing 7% from 7,822 matters pending in 1980 to 8,372 matters pending in 1981.

Due to the length of their processing time, probate matters continued to increase in the year-end pending category from 26,820 matters in 1980 to 28,288 matters in 1981 (a 5.5% increase). Total terminations accounted for only 7,112 matters during the year. Thus, there were nearly four probate cases pending for every case terminated during the year.

The superior court in Arizona handled a widely diverse caseload during 1981. As shown in the pie

chart, the largest category of cases filed with the court were civil matters which represent over one-third of all cases filed. Domestic relations matters constitute the second largest case category with 28.6% of the total caseload. Criminal matters comprised 16.5% of the filings, while the remaining types of cases represent the final 19.1% of case filings in the court.

**SUPERIOR COURT FILINGS
1981**



Caseload Statistical Definitions

The following definitions are included to afford the reader a better understanding of what the statistical data reported represents. Civil, domestic relations, and all other non-criminal statistics reflect the number of cases. Criminal statistics reflect the number of defendants named in complaints, informations, and/or indictments.

Case Categories

CIVIL - Tort Motor Vehicle, Tort Non-Motor, Medical Malpractice, Contract, Eminent Domain, Lower Court Civil Appeals, and Non-Classified Civil cases.

DOMESTIC RELATIONS - Paternity, Maternity, Dissolution, Annulment, Legal Separation, County Attorney Petitions to Establish Support, and other custody proceedings.

PROBATE - Estate Probate, Trust Administration, Guardianship, and Conservatorship cases.

ADOPTION - Petitions for the adoption of a minor

JUVENILE DEPENDENCY - Petitions to declare a juvenile to be a dependent or neglected child.

FELONY - Defendants in criminal cases who are charged with a felony. Criminal statistics in this report represent numbers of defendants, not cases.

MISDEMEANOR - Defendants in criminal cases who are charged with a misdemeanor offense.

UNCLASSIFIED - Defendants in criminal cases who are charged with an offense which does not come under any of the other criminal case categories listed, e.g., peace bond complaints.

LOWER COURT APPEAL - The number of civil cases appealed, or defendants in criminal cases who appeal a decision rendered in a city court or a justice of the peace court.

TRIAL DE NOVO - A new trial as a result of a lower court appeal in which the entire case is retried.

ON THE RECORD - An appeal of a lower court decision, in which legal issues are reviewed by inspection and examination of the record of the lower court proceedings.

Case Activity

CASES TRANSFERRED IN - The number of cases (defendants in criminal cases) transferred in from the superior court in another county. Cases in which a motion for new trial has been granted or a remand from an appellate court has been ordered are also included in this category, as well as statistical adjustments to correct discovered inaccuracies.

WITH PLEA - The number of defendants in criminal cases who enter a plea of guilty or *nolo contendere* prior to the commencement of a trial.

TRIAL IN PROCESS - The number of cases (defendants in criminal cases) terminated during, but prior to the completion of, a trial. For purposes of this report, a trial commences when the first witness is sworn.

COURT TRIAL - The number of cases (defendants in criminal cases) terminated following the completion of a trial without a jury.

JURY TRIAL - The number of cases (defendants in criminal cases) terminated following the completion of a jury trial.

AFFIRMED - Superior court ruling on a lower court appeal on the record in which the decision of the lower court is upheld.

REVERSED - Superior court ruling on a lower court appeal on the record in which the decision of the lower court is reversed.

ARBITRATION - The number of civil cases terminated by arbitration, pursuant to Arizona Revised Statutes §12-133 Arbitration cases that are appealed to the superior court are not included in this termination category.

MEDICAL MALPRACTICE PANELS - The number of civil medical malpractice cases concluded by medical liability review panels. Cases in which the parties proceed with court litigation are not included in this category.

FINANCIAL INFORMATION

The financial information contained in this section of the report is based on the results of a detailed survey obtained from the superior court in each county. Statewide superior court summary information is contained in two tables which appear on the following pages. The tables separate actual expenditures made during fiscal year 1980-81 from the budgeted amounts appropriated for courts for fiscal year 1981-82. An effort was made to present fiscal information on the superior court itself, the clerk of the court, adult probation, and juvenile probation as separate financial units. In those counties which do not have separate adult and juvenile probation departments, the figures for the combined probation departments have been included under the adult probation heading.

Included in the General Introduction on page 5 is a brief explanation regarding the overall financial information contained in the report and definitions as to what the financial categories presented include. Particular attention should be paid to footnotes applicable to the financial information presented.

PERSONNEL INFORMATION

The personnel information presented is based on responses to a personnel survey conducted by the Arizona Supreme Court in the fall, 1981.

As a result of the variety and number of job titles encountered in compiling this information, general position groupings were developed. In seven counties, adult and juvenile probation services are combined in a single probation department. In these instances, all related personnel are reported under Adult Probation. In the following personnel summary charts, full-time positions are referred to as F.T. and part-time as P.T.

The general position groupings which were developed for summarizing all superior court positions are as follows:

Judge
Bailiff
Clerk of the Court
Court Administrative & Clerk Administrative
Court Commissioner/Referee
Court Reporter
Court Support & Clerk Support
Custodial Support
Library Staff
Probation Administrative Staff
Probation Officer
Probation Services Support
Secretary/Clerical

The following position titles are included under the title of "Court Administrative and Clerk Administrative":

Administrative Aide
Administrative Assistant
Assistant Chief Deputy Clerk
Assistant Court Administrator
Assistant Jury Commissioner
Chief Deputy Clerk
Commissioner Aide
Conciliation Court Director
Court Administrator
Court Clinic Assistant Director
Court Clinic Director
Court Coordinator
Judicial Administrator
Jury Commissioner
Program Analyst
Program Coordinator
Research Analyst
Support Services Manager

The following position titles are included under the title of "Court Support and Clerk Support":

Associate Attorney
Calendar Clerk Supervisor
Child Advocate Counselor
Clerical Unit Supervisor
Court Clerk Supervisor
Court Commissioner/Clerk
Court Interpreter
Court Investigator
Courtroom Clerk Coordinator
Data Entry Supervisor
Division Supervisor
E.D.P. Systems and Programming Manager
Family Counselor
Information Specialist
Intake Specialist
Interpreter
Interpreter Supervisor
Judicial Training Information Officer
Marriage Counselor
Microfilm Equipment Supervisor

Office Manager
Office Supervisor
Pre-trial Interviewer
Pre-trial Investigator
Principal Information Specialist
Probate Registrar
Process Server
Program Coordinator
Release Specialist
Senior Accountant
Staff Psychiatrist
Volunteer Coordinator

The following position titles are included under the title of "Custodial Support":

Cook
Custodian
Driver/Messenger
Food Service Manager
Laundry Worker
Maintenance
Senior Cook
Senior Custodian
Sewing Machine Operator
Supplies and Maintenance Supervisor
Transportation Identification Officer
Transportation Officer Supervisor

The following position titles are included under the title of "Library Staff":

Assistant Librarian/Bailiff
Law Librarian
Law Librarian/Bailiff
Law Library Aide
Law Library Cataloger
Law Library Director
Law Library Technician

The following position titles are included under the title of "Probation Administrative Staff":

Assistant Chief Probation Officer
Assistant Director of Court Services
Chief Deputy Probation Officer
Chief Probation Officer
Juvenile Court Services Director
Unit Supervisor

The following position titles are included under the title of "Probation Officer":

Deputy Probation Officer
Lead Juvenile Intake Officer
Probation Services Supervisor
Senior Deputy
State Subsidy Probation Officer
Status Offense Specialist
Status Officer
Traffic Hearing Officer

The following position titles are included under the title of "Probation Services Support":

Administrative Aide
Administrative Assistant
Adoption Examiner
Assistant Detention Supervisor
Assistant Program Coordinator
Assistant Supervisor
Child Care Specialist
Child Care Technician
Child Care Worker
Child Placement Investigator
Clinical Psychologist
Control Officer
Corrections Officer
Counselor
Deputy Adoptions Examiner
Detention Officer
Detention Supervisor
Family Counselor
Foster Home Coordinator/Adoptions
House Parents
Judicial Information Systems Supervisor
Juvenile Intake Assistant
Office Supervisor
Personnel Transactions Coordinator
Pre-Sentence Investigator/Interviewer
Principal Administrative Assistant
Principal Criminal Investigator
Probation Aide
Probation Assistant
Probation Officer-Aide
Psychologist
Research Analyst
Senior Switchboard Operator
Senior Systems Analyst
Special Education Teacher
Specialized Supervisor Coordinator
Specialty Technician
Support Services Manager
Systems Supervisor
Teacher
Work Furlough Administrator
Youth Supervisor

The following position titles are included under the title of "Secretary/Clerical":

Account Clerk
Administrative Secretary
Calendar Clerk
Cashier
Clerk
Clerk/Typist
Cooperative Office Education Student
Court Clerk
Court Clerk Trainee
Court Clinic Extern
Courtroom Clerk Intern
Data Entry Operator
Deputy Clerk
Deputy In-Charge
Duplicating Operator
Intermediate Clerk
Intermediate Typist
Judicial Secretary
Judicial Secretary/Coordinator
Legal Clerk
Legal Secretary
Legal Steno Clerk
Legal Stenographer
Legal Transcriber
Mail Clerk
Microfilm Equipment Operator
Principal Account Clerk
Principal Clerk
Principal Data Entry Operator
Receptionist/Office Clerk
Secretary
Secretary/Bailiff
Secretary/File Clerk
Secretary/Interpreter
Secretary/Legal Clerk
Secretary/Office Manager
Senior Account Clerk
Senior Clerk
Senior Data Entry Operator
Senior Secretary
Senior Steno/Clerk
Steno Clerk
Stenographer
Technical Clerk
Typist
Typist/Legal Steno
Word Processing Operator

SUPERIOR COURT

1981 STATEWIDE CASE ACTIVITY BY COUNTY

	APACHE	COCHISE	COCHINO	GILA	GRAHAM	GREENLEE	MARICOPA*	MOHAVE	NAVAJO	PIMA	PINAL	SANTA CRUZ	YAVAPAI	YUMA	TOTAL
BEGINNING PENDING	605	2,473	1,638	1,488	824	153	52,582	2,347	1,574	20,385	2,813	1,224	2,420	3,671	94,597
FILINGS	41	2,553	1,987	1,522	778	249	57,671	2,491	1,489	19,188	3,103	706	2,717	3,224	98,092
TRANSFERRED IN		28	96	2	16	2	687	1	2	234	72		42		1,182
SUB-TOTAL	1,019	5,054	3,721	3,012	1,618	404	111,340	4,839	3,065	39,807	5,988	1,930	5,179	6,895	193,871
TRANSFER OUT	2	114	146	12	26	5	2,231	1	14	109	44	2	28	27	2,761
DEFAULT HEARING	70	625	472	342	153	63	15,740	601	274	4,008	581	2	585	675	24,191
ARBITRATION		3					462			265					730
MED. MALPRAC. PANELS		1								2					3
DISMISSED MOT. PROS.	4	81	55	86	16		1,305	136	21	511	111	5	35	147	2,513
OTHER DISMISSALS	14	18	63	13	5	2	271	14	111	88	26	5	60	24	714
OTHERWISE REMOVED	117	849	801	376	249	74	24,507	769	303	7,647	1,361	135	931	1,102	39,221
WITH PLEA	13	169	210	218	103	38	6,797	268	326	1,810	277	60	181	352	10,822
DISMISSED NON-PROS.	15	213	155	98	65	22	5,496	173	254	2,292	195		127	323	9,428
CT. TRIAL-IN PROCESS		2			7		51		6	2				2	70
COURT TRIAL	17	219	181	70	32	7	1,898	34	46	1,386	370	245	294	154	4,953
JURY TRIAL-IN PROCESS		1	4	2			40		1	5	4		4	2	63
JURY TRIAL	1	22	25	21	10	3	664	29	14	273	27	4	37	63	1,193
AFFIRMED	1			1	6	2	241			16	3	5			275
REVERSED							39			1	3	1			44
TOTAL TERMINATIONS	254	2,317	2,112	1,139	672	216	59,742	2,025	1,370	18,415	3,002	464	2,282	2,871	96,981
ENDING PENDING	765	2,737	1,609	1,773	946	188	51,598	2,814	1,695	21,392	2,986	1,466	2,897	4,024	96,890

* Does not include Juvenile Dependency and Adoption figures.

STATEWIDE PERSONNEL SUMMARY

POSITIONS	COURT		CLERK'S OFFICE		ADULT PROBATION*		JUVENILE PROBATION		TOTAL	
	F.T.	P.T.	F.T.	P.T.	F.T.	P.T.	F.T.	P.T.	F.T.	P.T.
Judge	81								81	
Court Commissioner/Referee	11							8		19
Clerk of Court				14						14
Bailiff	70	7						3		73
Court Reporter	90									90
Probation Officer					180	1	241	1		421
Probation Admin. Staff					21		11			32
Probation Services Support					50	1	131	6		181
Court Admin. & Clerk Admin.	37		27					7		71
Court Support & Clerk Support	60	12	34	2	1			2		97
Secretary/Clerical	152	5	377	19	71	1	84	1		684
Library Staff	15									15
Custodial Support					1		25			26
TOTAL	516	24	452	21	324	3	512	8		1,804

NOTE: F.T. designates full-time positions and P.T. designates part-time positions.

*Includes Juvenile Probation Personnel for Apache, Gila, Graham, Greenlee, Mohave, Navajo, and Santa Cruz Counties.

SUPERIOR COURT

STATEWIDE

FINANCIAL INFORMATION

1980-81 EXPENDITURES

CATEGORIES	COURT	CLERK'S OFFICE	JUVENILE PROBATION	ADULT PROBATION*	TOTAL
DIRECT:					
Personal Services	\$ 8,794,260	\$ 5,316,743	\$ 9,293,482	\$ 4,927,463	\$ 28,331,948
Fringe Benefits	1,127,712	883,011	1,527,396	813,077	4,351,196
Operating Expenses	752,369	774,281	1,222,047	351,013	3,099,710
Travel & Transportation	71,803	18,610	184,935	122,497	397,845
Professional Services	5,920,139	118,418	1,039,334	138,353	7,216,244
Capital Expenses	210,551	564,345	134,502	85,760	995,158
SUB-TOTAL I	\$ 16,876,834	\$ 7,675,408	\$ 13,401,696	\$ 6,438,163	\$ 44,392,101
INDIRECT:					
Fringe Benefits	\$ 199,020	\$ 62,006		\$ 53,131	\$ 314,157
Support Services	302,284	95,400	\$ 225,926	27,527	651,137
Federal Funds	22,922	225,219	1,131,229	264,651	1,644,021
State Funds	66,362				66,362
SUB-TOTAL II	\$ 590,588	\$ 382,625	\$ 1,357,155	\$ 345,309	\$ 2,675,677
TOTAL	\$ 17,467,422	\$ 8,058,033	\$ 14,758,851	\$ 6,783,472	\$ 47,067,778

*Includes Juvenile Probation for Apache, Gila, Graham, Greenlee, Mohave, Navajo, and Santa Cruz Counties.

1981-82 BUDGET

CATEGORIES	COURT	CLERK'S OFFICE	JUVENILE PROBATION	ADULT PROBATION*	TOTAL
DIRECT:					
Personal Services	\$ 9,945,658	\$ 5,336,705	\$ 9,426,104	\$ 5,204,495	\$ 29,912,962
Fringe Benefits	1,438,484	1,162,342	1,835,996	986,010	5,422,832
Operating Expenses	732,747	1,443,974	1,466,559	582,636	4,225,916
Travel & Transportation	99,302	40,337	207,837	127,862	475,338
Professional Services	4,010,524	5,757	860,825	127,208	5,004,314
Capital Expenses	175,443	574,554	96,649	43,261	889,907
SUB-TOTAL I	\$ 16,402,158	\$ 8,563,669	\$ 13,893,970	\$ 7,071,472	\$ 45,931,269
INDIRECT:					
Fringe Benefits	\$ 163,283	\$ 70,331	\$ 6,106	\$ 89,977	\$ 329,697
Support Services	258,358	100,914	247,845	236,944	844,061
Federal Funds	271,356	175,208	1,067,000	197,084	1,710,648
State Funds	72,000				72,000
SUB-TOTAL II	\$ 764,997	\$ 346,453	\$ 1,320,951	\$ 524,005	\$ 2,956,406
TOTAL	\$ 17,167,155	\$ 8,910,122	\$ 15,214,921	\$ 7,595,477	\$ 48,887,675

*Includes Juvenile Probation for Apache, Gila, Graham, Greenlee, Mohave, and Navajo Counties.

SUPERIOR COURT

SUPERIOR COURT
1981 BY COUNTY - FILINGS PER 1,000 POPULATION

() = POPULATION	FELONY	NON-FELONY CRIMINAL	CIVIL	DOMESTIC RELATIONS	RECIP-ROCAL SUPPORT	PROBATE	ADOPTION	JUV. DEPENDENCY	TOTAL
APACHE (53,200) Filings Filings/1,000 Pop.	80 1.50	11 0.21	99 1.86	107 2.01	52 0.98	46 0.86	12 0.23	7 0.12	414 7.78
COCHISE (89,200) Filings Filings/1,000 Pop.	254 2.85	81 0.91	540 6.05	934 10.47	253 2.84	312 3.50	128 1.43	51 0.57	2,553 28.62
COCONINO (78,500) Filings Filings/1,000 Pop.	414 5.27	65 0.83	457 5.82	608 7.74	214 2.73	157 2.00	50 0.64	22 0.28	1,987 25.31
GILA (38,300) Filings Filings/1,000 Pop.	380 9.92	47 1.23	317 8.28	403 10.52	153 3.99	137 3.58	49 1.28	36 0.94	1,522 39.74
GRAHAM (23,900) Filings Filings/1,000 Pop.	162 6.78	19 0.79	133 5.56	213 8.91	81 3.39	78 3.26	30 1.25	62 2.59	778 32.55
GREENLEE (11,600) Filings Filings/1,000 Pop.	47 4.05	3 0.26	30 2.59	79 6.81	31 2.67	28 2.41	26 2.24	5 0.43	249 21.47
MARICOPA (1,562,700) Filings Filings/1,000 Pop.	7,953 5.09	974 0.62	24,138 15.45	16,096 10.30	4,020 2.57	4,490 2.87	N/R	N/R	57,671 36.90
MOHAVE (57,800) Filings Filings/1,000 Pop.	508 8.79	103 1.78	524 9.06	696 12.04	296 5.12	284 4.91	37 0.64	43 0.74	2,491 43.10
NAVAJO (69,900) Filings Filings/1,000 Pop.	445 6.37	40 0.57	280 4.00	352 5.04	114 1.63	149 2.13	87 1.24	22 0.31	1,489 21.30
PIMA (553,900) Filings Filings/1,000 Pop.	2,417 4.36	285 0.51	6,514 11.76	5,781 10.44	1,393 2.51	1,791 3.23	467 0.84	540 0.97	19,188 34.64
PINAL (93,800) Filings Filings/1,000 Pop.	507 5.40	165 1.76	548 5.84	773 8.24	616 6.57	315 3.36	98 1.04	81 0.86	3,103 33.08
SANTA CRUZ (21,200) Filings Filings/1,000 Pop.	100 4.72	37 1.74	173 8.16	226 10.66	39 1.84	98 4.62	16 0.75	17 0.80	706 33.30
YAVAPAI (72,600) Filings Filings/1,000 Pop.	322 4.43	101 1.39	724 9.97	719 9.90	275 3.79	370 5.10	84 1.16	122 1.68	2,717 37.42
YUMA (93,300) Filings Filings/1,000 Pop.	593 6.36	106 1.14	685 7.34	1,036 11.10	311 3.33	325 3.48	100 1.07	68 0.73	3,224 34.56
TOTAL (2,819,900) Filings Filings/1,000 Pop.	14,182 5.03	2,037 0.72	35,162 12.47	28,023 9.94	7,848 2.78	8,580 3.03	1,184 0.42	1,076 0.38	98,092 34.79
% OF TOTAL FILINGS	14.5%	2.1%	35.8%	28.6%	8.0%	8.7%	1.2%	1.1%	100.0%

Population figures obtained from the Department of Economic Security Population Statistics Unit.

SUPERIOR COURT

1981 STATEWIDE FELONY CASE ACTIVITY BY COUNTY

	APACHE	COCHISE	COCONINO	GILA	GRAHAM	GREENLEE	MARICOPA	MOHAVE	NAVAJO	PIMA	PINAL	SANTA CRUZ	YAVAPAI	YUMA	TOTAL
BEGINNING PENDING	19	141	162	184	64	5	4,301	275	365	1,266	339	57	111	376	7,665
FILINGS	80	254	414	380	162	47	7,953	508	445	2,417	507	100	322	593	14,182
TRANSFERRED IN		1	55				70			18	23		8		175
SUB-TOTAL	99	396	631	564	226	52	12,324	783	810	3,701	869	157	441	969	22,022
TRANSFER OUT		1	72		3		591				9	2	5		683
DISMISSED MOT. PROS.	3	60	50	67	15		1,281	126	21	436	84	2	18	141	2,304
OTHER DISMISSALS	14	7	52	11	4	2	158	7	86	70	13	3	46	12	485
OTHERWISE REMOVED	17		18		21	1	82	2	4	63	3	2	6	3	222
WITH PLEA	13	167	210	210	99	38	6,791	267	326	1,810	275	56	181	351	10,794
CT. TRIAL-IN PROCESS							2								2
COURT TRIAL			6				27	1		14		19	6	2	75
JURY TRIAL-IN PROCESS				2			30			3	1		3		39
JURY TRIAL	1	17	16	16	10	3	299	26	9	216	22	3	30	42	710
TOTAL TERMINATIONS	48	252	424	306	152	44	9,261	429	446	2,612	407	87	295	551	15,314
ENDING PENDING	51	144	207	258	74	8	3,063	354	364	1,089	462	70	146	418	6,708

SUPERIOR COURT
1981 STATEWIDE NON-FELONY CRIMINAL CASE ACTIVITY BY COUNTY*

	APACHE	COCHISE	COCONINO	GILA	GRAHAM	GREENLEE	MARICOPA	MOHAVE	NAVAJO	PIMA	PINAL	SANTA CRUZ	YAVAPAI	YUMA	TOTAL
BEGINNING PENDING	2	21	20	48	15	0	201	32	37	70	24	8	39	68	585
FILINGS	11	81	65	47	19	3	974	103	40	285	165	37	101	106	2,037
TRANSFERRED IN		1	9		4		9			2	4		6		35
SUB-TOTAL	13	103	94	95	38	3	1,184	135	77	357	193	45	146	174	2,657
TRANSFER OUT		1	20	1	1		120				6		5	22	176
DISMISSED MOT. PROS.	1	21	5	19	1		24	10		75	27	3	17	6	209
OTHER DISMISSALS		11	11	2	1		113	7	25	18	13	2	14	12	229
OTHERWISE REMOVED	2	34	14	9	5	1	362	75	21	118	38	8	7	21	715
WITH PLEA		2		8	4		6	1			2	4		1	28
CT. TRIAL-IN PROCESS		1					1								3
COURT TRIAL		17	25	11			61	16	1	42	80	4	53	8	318
JURY TRIAL-IN PROCESS															0
JURY TRIAL		1						1							2
AFFIRMED	1			1	6	2	241			16	3	5			275
REVERSED							39			1	3	1			44
TOTAL TERMINATIONS	4	88	75	51	18	3	967	110	47	270	172	27	96	71	1,999
ENDING PENDING	9	15	19	44	20	0	217	25	30	87	21	18	50	103	658

*Includes misdemeanor, lower court appeal, and unclassified categories.

SUPERIOR COURT

1981 STATEWIDE CIVIL CASE ACTIVITY BY COUNTY

	APACHE	COCHISE	COCONINO	GILA	GRAHAM	GREENLEE	MARICOPA	MOHAVE	NAVAJO	PIMA	PINAL	SANTA CRUZ	YAVAPAI	YUMA	TOTAL
BEGINNING PENDING	217	668	495	248	173	28	22,937	609	472	7,262	549	300	620	659	35,237
FILINGS	99	540	457	317	133	30	24,138	524	280	6,514	548	173	724	685	35,162
TRANSFERRED IN		21	20	1	3		533	1	2	58	37		4		620
SUB-TOTAL	316	1,229	972	566	309	58	47,608	1,134	754	13,834	1,134	473	1,348	1,344	71,079
TRANSFER OUT		12	16	7	7	3	195	1	8	58	13		8	4	332
DEFAULT HEARING	24	97	101	80	23	5	4,351	96	61	989	122	2	152	94	8,197
ARBITRATION		3					462			265					730
MED. MALPRAC. PANELS		1								2					3
OTHERWISE REMOVED	28	300	258	84	55	1	15,372	218	62	3,181	302	41	251	378	20,531
DISMISSED NON-PROS.	12	102	97	49	20	8	3,480	92	199	1,440	82		63	156	5,800
CT. TRIAL-IN PROCESS		1					3		2	1					7
COURT TRIAL	5	78	71	26	2	4	798	6	25	269	128	75	111	55	1,653
JURY TRIAL-IN PROCESS		1	4				10			2	3		1	2	23
JURY TRIAL		4	8	5			360	2	5	57	4	1	7	21	474
TOTAL TERMINATIONS	69	599	555	251	107	21	25,031	415	362	5,264	654	119	593	710	35,750
ENDING PENDING	247	630	417	315	202	37	22,577	719	392	7,570	480	354	755	634	35,329

SUPERIOR COURT
1981 STATEWIDE DOMESTIC RELATIONS CASE ACTIVITY BY COUNTY

	APACHE	COCHISE	COCONINO	GILA	GRAHAM	GREENLEE	MARICOPA	MOHAVE	NAVAJO	PIMA	PINAL	SANTA CRUZ	YAVAPAI	YUMA	TOTAL
BEGINNING PENDING	30	466	306	231	176	49	6,979	388	158	3,299	689	225	367	572	13,935
FILINGS	107	934	608	403	213	79	16,096	696	352	5,781	773	226	719	1,036	28,023
TRANSFERRED IN		5	12		5	2	6			117	4		15		166
SUB-TOTAL	137	1,405	926	634	394	130	23,081	1,084	510	9,197	1,465	451	1,101	1,608	42,124
TRANSFER OUT		7	4	2	5	1	68			9	5		9	1	111
DEFAULT HEARING	46	528	371	262	130	58	11,389	505	213	3,019	459		433	581	17,994
OTHERWISE REMOVED	28	104	96	9	33	1	1,323	10	10	909	58	31	32	174	2,818
DISMISSED NON-PROS.	3	111	58	49	45	14	2,016	81	55	852	113		64	167	3,628
CT. TRIAL-IN PROCESS					7		45		4	1				1	58
COURT TRIAL	12	124	79	33	30	3	1,012	11	20	1,061	162	147	124	89	2,907
JURY TRIAL-IN PROCESS									1		1				7
JURY TRIAL			1				5								1
TOTAL TERMINATIONS	89	874	609	355	250	77	15,858	607	303	5,851	798	178	662	1,012	27,524
ENDING PENDING	48	531	317	279	144	53	7,223	477	207	3,346	668	273	439	595	14,600

SUPERIOR COURT

1981 STATEWIDE CASE ACTIVITY BY COUNTY
RECIPROCAL SUPPORT, PROBATE, JUVENILE DEPENDENCY, AND ADOPTION

	APACHE	COCHISE	COCONINO	GILA	GRAHAM	GREENLEE	MARICOPA	MOHAVE	NAVAJO	PIMA	PINAL	SANTA CRUZ	YAVAPAI	YUMA	TOTAL
RECIPROCAL SUPPORT															
BEGINNING PENDING	121	187	70	46	233	2	3,206	319	43	2,499	132	3	325	636	7,822
FILINGS	52	253	214	153	81	31	4,020	296	114	1,393	616	39	275	311	7,842
TRANSFERRED IN				1	4		69			39	4		9		126
SUB-TOTAL	173	440	284	200	318	33	7,295	615	157	3,931	752	42	609	947	15,796
TRANSFER OUT	2	93	34	2	10	1	1,257		6	42	11		1		1,459
OTHERWISE REMOVED	17	95	153	123	54	31	2,981	185	89	1,213	611	24	210	179	5,965
TOTAL TERMINATIONS	19	188	187	125	64	32	4,238	185	95	1,255	622	24	211	179	7,424
ENDING PENDING	154	252	97	75	254	1	3,057	430	62	2,676	130	18	398	768	8,372
PROBATE															
BEGINNING PENDING	103	872	482	541	128	42	15,358	627	331	5,022	818	584	769	1,143	26,820
FILINGS	46	312	157	137	78	28	4,490	284	149	1,791	315	98	370	325	8,520
SUB-TOTAL	149	1,184	639	678	206	70	19,848	911	480	6,813	1,133	682	1,139	1,468	35,400
TOTAL TERMINATIONS	15	152	205	85	21	18	4,387	212	62	1,255	187	17	250	246	7,112
ENDING PENDING	134	1,032	434	593	185	52	15,461	699	418	5,558	946	665	889	1,222	28,288
JUVENILE DEPENDENCY															
BEGINNING PENDING	64	13	2	151	22	0	N/R	12	47	68	14	14	111	61	579
FILINGS	7	51	22	36	62	5	N/R	43	22	540	81	17	122	68	1,076
SUB-TOTAL	71	64	24	187	84	5	N/R	55	69	608	95	31	233	129	1,655
TOTAL TERMINATIONS	0	55	20	21	35	4	*	21	10	538	83	3	84	46	920
ENDING PENDING	71	9	4	166	49	1	N/R	34	59	70	12	28	149	83	735
ADOPTION															
BEGINNING PENDING	49	105	101	39	13	27	N/R	85	121	899	248	33	78	156	1,954
FILINGS	12	128	50	49	30	26	N/R	37	87	467	98	16	84	100	1,183
SUB-TOTAL	61	233	151	88	43	53	N/R	122	208	1,366	346	49	162	256	3,138
FINAL ORDERS	10	109	37	45	25	17	**	46	45	370	79	9	91	55	938
ENDING PENDING	51	124	114	43	18	36	N/R	76	163	996	267	40	71	201	2,300

*A total of 385 terminations were reported.
**A total of 968 final orders were reported.

CRIMINAL STATISTICS				LOWER COURT APPEALS				TOTAL
STATISTICS REPRESENT NO. OF DEFENDANTS	FELONY	MISDEMEANOR	UNCLASSIFIED	TRIAL DE NOVO		ON THE RECORD		
				JUSTICE COURT	CITY COURT	JUSTICE COURT	CITY COURT	
BEGINNING PENDING	7,665*	69*	25*	205	118	39	129	8,250
FILINGS	14,182	51	212	652	375	120	627	16,219
CASES TRANSFERRED IN	175	4		20	8	1	2	210
SUB-TOTAL	22,022	124	237	877	501	160	758	24,679
TERMINATIONS BY:								
TRANSFER OUT	683		30	56	82	6	2	859
DISMISSED MOT. PROS.	2,304	21	24	92	34	4	34	2,513
OTHER DISMISSALS	485	6	32	85	64	5	37	714
OTHERWISE REMOVED	222	3	119	179	91	47	276	937
WITH PLEA	10,794	28						10,822
COURT TRIAL	PLEA			3				3
IN PROCESS	OTHER							2
COURT TRIAL	75	8	1	227	82			393
JURY TRIAL	PLEA							22
IN PROCESS	OTHER							17
JURY TRIAL	710	1			1			712
AFFIRMED						41	234	275
REVERSED						8	36	44
TOTAL TERMINATIONS	15,314	67	206	642	354	111	619	17,313
ENDING PENDING	6,708**	57**	31**	235	147	49	139	7,366

	*BEGINNING PENDING:		**ENDING PENDING: ^a	
	Less than 150 days	150 days & over	Less than 150 days	150 days & over
Felony	4,155	3,010	4,231	2,410
Misdemeanor	24	45	24	26
Unclassified	20	5	22	4

**Includes 2,790^a Defendants in Inactive Cases, e.g., Outstanding Warrants, Unopened Grand Jury Indictments, Deferred Prosecutions, etc.

^aDoes not include Santa Cruz County.

COURT SENTENCING STATISTICS	SENTENCED TO:		PROBATION:		FINE IMPOSED ONLY	OTHER DISPOSITIONS	TOTAL
	ARIZONA STATE PRISON	COUNTY JAIL	WITH CONFINEMENT	WITHOUT CONFINEMENT			
FELONY	2,655	99	2,104	4,648	69	79	9,654
MISDEMEANOR	1	277	182	738	340	17	1,555
UNCLASSIFIED			11	17			28
REVOKED PROBATION	832	195					1,027
TOTAL	3,488	571	2,297	5,403	409	96	12,264

NON-CRIMINAL STATISTICS	CIVIL	DOMESTIC RELATIONS	RECIPROCAL SUPPORT	PROBATE	ADOPTION	JUVENILE DEPENDENCY	TOTAL
BEGINNING PENDING	35,237*	13,935	7,822	26,820	1,954	579	86,347
FILINGS	35,162	28,023	7,848	8,580	1,184	1,076	81,873
CASES TRANSFERRED IN	680	166	126				972
SUB-TOTAL	71,079	42,124	15,796	35,400	3,138	1,655	169,192
TERMINATIONS BY:							
TRANSFER OUT	332	111	1,459				1,902
DEFAULT HEARING	6,197	17,994					24,191
ARBITRATION	730						730
MEDICAL MALPRACTICE PANELS	3						3
OTHERWISE REMOVED	20,531	2,818	5,965	7,112	938	920	38,284
DISMISSED NON-PROSECUTION	5,800	3,628					9,428
COURT TRIAL-IN PROCESS	7	58					65
COURT TRIAL	1,653	2,907					4,560
JURY TRIAL-IN PROCESS	23	1					24
JURY TRIAL	474	7					481
TOTAL TERMINATIONS	35,750	27,524	7,424	7,112	938	920	79,668
ENDING PENDING	35,329**	14,600	8,372	28,288	2,200	735	89,524

CIVIL	*BEGINNING PENDING: ^a	**ENDING PENDING: ^b
Under 18 months	22,796	22,452
18 months & over	5,179	4,916

DOMESTIC VIOLENCE: Petitions for Order of Protection Filed: 429 Requests for Hearing: 142

^aDoes not include Pima County.

^bDoes not include Greenlee, Pima, or Santa Cruz Counties.

PETITIONS AND ORDERS TO SHOW CAUSE	BEGIN. PENDING	FILED	TRANS. IN	SUB-TOTAL	TRANS. OUT	TERMINATED	TOTAL TERM.	ENDING PENDING
PRE-JUDGMENT:								
TEMPORARY ORDERS	277	3,603		3,880		3,461	3,461	419
CONTEMPT ONLY	169	178		347		154	154	193
OTHER	9	65		74		62	62	12
POST JUDGMENT:								
POST CONVICTION RELIEF	67	342	1	410	4	299	303	107
MODIFY DECREE	461	1,527	6	1,994		1,226	1,226	768
FOREIGN DECREE	210	185	2	397	1	151	152	245
CONTEMPT ONLY	638	6,042	6	6,686	1	5,913	5,914	772
TOTAL	1,831	11,942	15	13,788	6	11,266	11,272	2,516

Mental Health Hearings: Criminal: 365 Civil: 492

SUPERIOR COURT

SUPERIOR COURT



APACHE COUNTY COURTHOUSE, 1917-Present

POSITIONS	COURT		CLERK'S OFFICE		ADULT PROBATION*		JUVENILE PROBATION		TOTAL	
	F.T.	P.T.	F.T.	P.T.	F.T.	P.T.	F.T.	P.T.	F.T.	P.T.
Judge	1								1	
Court Commissioner/Referee										
Clerk of Court			1						1	
Bailiff										
Court Reporter										
Probation Officer					1	1			1	1
Probation Admin. Staff					1				1	
Probation Services Support										
Court Admin. & Clerk Admin.			1						1	
Court Support & Clerk Support										
Secretary/Clerical	1			1					1	1
Library Staff										
Custodial Support										
TOTAL	2		2	1	2	1			6	2

NOTE: F.T. designates full-time positions and P.T. designates part-time positions.
*Includes Juvenile Probation Personnel.

APACHE COUNTY

FINANCIAL INFORMATION

1980-81 EXPENDITURES

CATEGORIES	COURT	CLERK'S OFFICE	JUVENILE PROBATION	ADULT PROBATION *	TOTAL
DIRECT:					
Personal Services	\$ 43,290	\$ 36,364		\$ 33,000	\$ 112,654
Fringe Benefits	8,658			6,600	15,258
Operating Expenses	2,150	1,408		3,175	6,733
Travel & Transportation	728	419		2,000	3,147
Professional Services	73,056				73,056
Capital Expenses					
SUB-TOTAL I	\$ 127,882	\$ 38,191		\$ 44,775	\$ 210,848
INDIRECT:					
Fringe Benefits		\$ 1,800			\$ 1,800
Support Services	\$ 3,000				3,000
Federal Funds					
State Funds					
SUB-TOTAL II	\$ 3,000	\$ 1,800			\$ 4,800
TOTAL	\$ 130,882	\$ 39,991		\$ 44,775	\$ 215,648

*Includes Juvenile Probation.

1981-82 BUDGET

CATEGORIES	COURT	CLERK'S OFFICE	JUVENILE PROBATION	ADULT PROBATION	TOTAL
DIRECT:					
Personal Services	\$ 51,250	\$ 42,368		\$ 19,875	\$ 113,493
Fringe Benefits	5,695	7,238		3,951	16,884
Operating Expenses	2,000	2,300		2,600	6,900
Travel & Transportation	500	600			1,100
Professional Services	57,967			2,573	60,540
Capital Expenses		2,400			2,400
SUB-TOTAL I	\$ 117,412	\$ 54,906		\$ 28,999	\$ 201,317
INDIRECT:					
Fringe Benefits		\$ 2,807			\$ 2,807
Support Services	\$ 3,000				3,000
Federal Funds				\$ 10,150	10,150
State Funds					
SUB-TOTAL II	\$ 3,000	\$ 2,807		\$ 10,150	\$ 15,957
TOTAL	\$ 120,412	\$ 57,713		\$ 39,149	\$ 217,274

*Includes Juvenile Probation.

SUPERIOR COURT

APACHE COUNTY - 1981

CRIMINAL STATISTICS				LOWER COURT APPEALS				TOTAL
STATISTICS REPRESENT NO. OF DEFENDANTS	FELONY	MISDEMEANOR	UNCLASSIFIED	TRIAL DE NOVO		ON THE RECORD		
				JUSTICE COURT	CITY COURT	JUSTICE COURT	CITY COURT	
BEGINNING PENDING	19 *	0 *	0 *	0	0	1	1	21
FILINGS	80					7	4	91
CASES TRANSFERRED IN								
SUB-TOTAL	99	0	0	0	0	8	5	112
TERMINATIONS BY:								
TRANSFER OUT								0
DISMISSED MOT. PROS.	3					1		4
OTHER DISMISSALS	14							14
OTHERWISE REMOVED	17					2		19
WITH PLEA	13							13
COURT TRIAL IN PROCESS								0
PLEA								0
OTHER								0
COURT TRIAL								0
JURY TRIAL IN PROCESS								0
PLEA								0
OTHER								0
JURY TRIAL	1							1
AFFIRMED						1		1
REVERSED								0
TOTAL TERMINATIONS	48	0	0	0	0	4	0	52
ENDING PENDING	51 **	0 **	0 **	0	0	4	5	60

	*BEGINNING PENDING:		**ENDING PENDING:	
	Less than 150 days	150 days & over	Less than 150 days	150 days & over
Felony	19	0	51	0
Misdemeanor	0	0	0	0
Unclassified	0	0	0	0

**Includes 5 Defendants in Inactive Cases, e.g., Outstanding Warrants, Unopened Grand Jury Indictments, Deferred Prosecutions, etc.

COURT SENTENCING STATISTICS	SENTENCED TO:		PROBATION:		FINE IMPOSED ONLY	OTHER DISPOSITIONS	TOTAL
	ARIZONA STATE PRISON	COUNTY JAIL	WITH CONFINEMENT	WITHOUT CONFINEMENT			
FELONY	6	1	14	17	2	8	48
MISDEMEANOR							0
UNCLASSIFIED							0
REVOKED PROBATION	1	1					2
TOTAL	7	2	14	17	2	8	50

SUPERIOR COURT

APACHE COUNTY - 1981


NON-CRIMINAL STATISTICS	CIVIL	DOMESTIC RELATIONS	RECIP-ROCAL SUPPORT	PROBATE	ADOPTION	JUVENILE DEPENDENCY	TOTAL
BEGINNING PENDING	217 *	30	121	103	49	64	584
FILINGS	99	107	52	46	12	7	323
CASES TRANSFERRED IN							0
SUB-TOTAL	316	137	173	149	61	71	907
TERMINATIONS BY:							
TRANSFER OUT			2				2
DEFAULT HEARING	24	46					70
ARBITRATION							0
MEDICAL MALPRACTICE PANELS							0
OTHERWISE REMOVED	28	28	17	15	10		98
DISMISSED NON-PROSECUTION	12	3					15
COURT TRIAL-IN PROCESS							0
COURT TRIAL	5	12					17
JURY TRIAL-IN PROCESS							0
JURY TRIAL							0
TOTAL TERMINATIONS	69	89	19	15	10	0	202
ENDING PENDING	247 **	48	154	134	51	71	705

CIVIL	*BEGINNING PENDING:	**ENDING PENDING:
Under 18 months	119	111
18 months & over	98	136
DOMESTIC VIOLENCE: Petitions for Order of Protection Filed: 0		Requests for Hearing: 1

PETITIONS AND ORDERS TO SHOW CAUSE	BEGIN. PENDING	FILED	TRANS. IN	SUB-TOTAL	TRANS. OUT	TERMINATED	TOTAL TERM.	ENDING PENDING
PRE-JUDGMENT:								
TEMPORARY ORDERS	0			0				0
CONTEMPT ONLY	0			0				0
OTHER	0			0				0
POST JUDGMENT:								
POST CONVICTION RELIEF	1			1		1	1	0
MODIFY DECREE	0			0				0
FOREIGN DECREE	1			1				1
CONTEMPT ONLY	0			0				0
TOTAL	2	0	0	2	0	1	1	1

Mental Health Hearings: Criminal: 2 Civil: 0

SUPERIOR COURT



COCHISE COUNTY COURTHOUSE, 1931-Present

PERSONNEL SUMMARY

POSITIONS	COURT		CLERK'S OFFICE		ADULT PROBATION		JUVENILE PROBATION		TOTAL	
	F.T.	P.T.	F.T.	P.T.	F.T.	P.T.	F.T.	P.T.	F.T.	P.T.
Judge	3								3	
Court Commissioner/Referee										
Clerk of Court			1						1	
Bailiff	3								3	
Court Reporter	3								3	
Probation Officer					2		5		7	
Probation Admin. Staff					2		2		4	
Probation Services Support							6		6	
Court Admin. & Clerk Admin.			1						1	
Court Support & Clerk Support			1						1	
Secretary/Clerical	3		8	1	2		1		14	1
Library Staff	1								1	
Custodial Support										
TOTAL	13		11	1	6		14		44	1

NOTE: F.T. designates full-time positions and P.T. designates part-time positions.

SUPERIOR COURT

COCHISE COUNTY

FINANCIAL INFORMATION

1980-81 EXPENDITURES

CATEGORIES	COURT	CLERK'S OFFICE	JUVENILE PROBATION	ADULT PROBATION	TOTAL
DIRECT:					
Personal Services	\$ 188,737	\$ 126,058	\$ 124,595	\$ 71,224	\$ 510,614
Fringe Benefits	25,763	22,052			47,815
Operating Expenses	54,003	35,530	22,745	6,921	119,199
Travel & Transportation	1,384	295	7,180	3,800	12,659
Professional Services	365,124		14,728		379,852
Capital Expenses	7,566	1,591			9,157
SUB-TOTAL I	\$ 642,577	\$ 185,526	\$ 169,248	\$ 81,945	\$ 1,079,296
INDIRECT:					
Fringe Benefits					
Support Services					
Federal Funds				\$ 379	\$ 379
State Funds					
SUB-TOTAL II				\$ 379	\$ 379
TOTAL	\$ 642,577	\$ 185,526	\$ 169,248	\$ 82,324	\$ 1,079,675

1981-82 BUDGET

CATEGORIES	COURT	CLERK'S OFFICE	JUVENILE PROBATION	ADULT PROBATION	TOTAL
DIRECT:					
Personal Services	\$ 222,676	\$ 153,043	\$ 144,876	\$ 77,938	\$ 598,533
Fringe Benefits	27,003	24,173	21,035	11,342	83,553
Operating Expenses	64,875	42,325	29,245	6,701	143,146
Travel & Transportation	1,500	450	7,880	3,800	13,630
Professional Services	368,795		20,052		388,847
Capital Expenses	5,000	1,686	1,500		8,186
SUB-TOTAL I	\$ 689,849	\$ 221,677	\$ 224,588	\$ 99,781	\$ 1,235,895
INDIRECT:					
Fringe Benefits					
Support Services					
Federal Funds					
State Funds					
SUB-TOTAL II					
TOTAL	\$ 689,849	\$ 221,677	\$ 224,588	\$ 99,781	\$ 1,235,895

SUPERIOR COURT

COCHISE COUNTY - 1981

CRIMINAL STATISTICS				LOWER COURT APPEALS				TOTAL
STATISTICS REPRESENT NO. OF DEFENDANTS	FELONY	MISDEMEANOR	UNCLASSIFIED	TRIAL DE NOVO		ON THE RECORD		
				JUSTICE COURT	CITY COURT	JUSTICE COURT	CITY COURT	
BEGINNING PENDING	141*	0*	1*	11	9	0	0	162
FILINGS	254	9	1	40	30	1		335
CASES TRANSFERRED IN	1				1			2
SUB-TOTAL	396	9	2	51	40	1	0	499
TERMINATIONS BY:								
TRANSFER OUT	1			1				2
DISMISSED MOT. PROS.	60	6	1	4	10			81
OTHER DISMISSALS	7		1	7	3			18
OTHERWISE REMOVED		1		20	12	1		34
WITH PLEA	167	2						169
COURT TRIAL IN PROCESS				1				1
COURT TRIAL				9	8			17
JURY TRIAL IN PROCESS								0
JURY TRIAL	17				1			18
AFFIRMED								0
REVERSED								0
TOTAL TERMINATIONS	252	9	2	42	34	1	0	340
ENDING PENDING	144**	0**	0**	9	6	0	0	159

	*BEGINNING PENDING:		**ENDING PENDING:	
	Less than 150 days	150 days & over	Less than 150 days	150 days & over
Felony	66	75	73	71
Misdemeanor	0	0	0	0
Unclassified	1	0	0	0

**Includes 36 Defendants in Inactive Cases, e.g., Outstanding Warrants, Unopened Grand Jury Indictments, Deferred Prosecutions, etc.

COURT SENTENCING STATISTICS	SENTENCED TO:		PROBATION:		FINE IMPOSED ONLY	OTHER DISPOSITIONS	TOTAL
	ARIZONA STATE PRISON	COUNTY JAIL	WITH CONFINEMENT	WITHOUT CONFINEMENT			
FELONY	32	1	30	104			167
MISDEMEANOR			2	7			9
UNCLASSIFIED							0
REVOKED PROBATION	16	4					20
TOTAL	48	5	32	111	0	0	196

SUPERIOR COURT

COCHISE COUNTY - 1981


NON-CRIMINAL STATISTICS	CIVIL	DOMESTIC RELATIONS	RECIPROCAL SUPPORT	PROBATE	ADOPTION	JUVENILE DEPENDENCY	TOTAL
BEGINNING PENDING	668*	466	187	872	105	13	2,311
FILINGS	540	934	253	312	128	51	2,218
CASES TRANSFERRED IN	21	5					26
SUB-TOTAL	1,229	1,405	440	1,184	233	64	4,555
TERMINATIONS BY:							
TRANSFER OUT	12	7	93				112
DEFAULT HEARING	97	528					625
ARBITRATION	3						3
MEDICAL MALPRACTICE PANELS	1						1
OTHERWISE REMOVED	300	104	95	152	109	55	815
DISMISSED NON-PROSECUTION	102	111					213
COURT TRIAL-IN PROCESS	1						1
COURT TRIAL	78	124					202
JURY TRIAL-IN PROCESS	1						1
JURY TRIAL	4						4
TOTAL TERMINATIONS	599	874	188	152	109	55	1,977
ENDING PENDING	630**	531	252	1,032	124	9	2,578

CIVIL	*BEGINNING PENDING:	**ENDING PENDING:
Under 18 months	459	407
18 months & over	209	223
DOMESTIC VIOLENCE: Petitions for Order of Protection Filed: 7		Requests for Hearing: 4

PETITIONS AND ORDERS TO SHOW CAUSE	BEGIN. PENDING	FILED	TRANS. IN	SUB-TOTAL	TRANS. OUT	TERMINATED	TOTAL TERM.	ENDING PENDING
PRE-JUDGMENT:								
TEMPORARY ORDERS	11	155		166		149	149	17
CONTEMPT ONLY	2	16		18		16	16	2
OTHER	5	33		38		35	35	3
POST JUDGMENT:								
POST CONVICTION RELIEF	0	6	1	7		7	7	0
MODIFY DECREE	6	49		55		44	44	11
FOREIGN DECREE	0			0			0	0
CONTEMPT ONLY	15	151		166		142	142	24
TOTAL	39	410	1	450	0	393	393	57

Mental Health Hearings: Criminal: 6 Civil: 26

SUPERIOR COURT



COCONINO COUNTY COURTHOUSE, 1895-Present

PERSONNEL SUMMARY

POSITIONS	COURT		CLERK'S OFFICE		ADULT PROBATION		JUVENILE PROBATION		TOTAL	
	F.T.	P.T.	F.T.	P.T.	F.T.	P.T.	F.T.	P.T.	F.T.	P.T.
Judge	3								3	
Court Commissioner/Referee										
Clerk of Court			1						1	
Bailiff	1								1	
Court Reporter	3								3	
Probation Officer					3		5	1	8	1
Probation Adm'n. Staff					1		1		2	
Probation Services Support							4	4	4	4
Court Admin. & Clerk Admin.			1						1	
Court Support & Clerk Support										
Secretary/Clerical	3		9	1	1	1	2		15	2
Library Staff	1								1	
Custodial Support										
TOTAL	11		11	1	5	1	12	5	39	7

NOTE: F.T. designates full-time positions and P.T. designates part-time positions.

SUPERIOR COURT

COCONINO COUNTY

FINANCIAL INFORMATION

1980-81 EXPENDITURES

CATEGORIES	COURT	CLERK'S OFFICE	JUVENILE PROBATION	ADULT PROBATION	TOTAL
DIRECT:					
Personal Services	\$ 206,654	\$ 127,259	\$ 210,707	\$ 105,568	\$ 650,188
Fringe Benefits	28,802	24,439	43,505	21,286	118,032
Operating Expenses	30,780	19,893	36,400	7,240	94,313
Travel & Transportation	2,268	1,139	9,850	3,049	16,306
Professional Services	146,200		7,200		153,400
Capital Expenses	1,344	398	840	989	3,571
SUB-TOTAL I	\$ 416,048	\$ 173,128	\$ 308,502	\$ 138,132	\$ 1,035,810
INDIRECT:					
Fringe Benefits					
Support Services	\$ 7,038	\$ 6,139			\$ 13,177
Federal Funds					
State Funds					
SUB-TOTAL II	\$ 7,038	\$ 6,139			\$ 13,177
TOTAL	\$ 423,086	\$ 179,267	\$ 308,502	\$ 138,132	\$ 1,048,987

1981-82 BUDGET

CATEGORIES	COURT	CLERK'S OFFICE	JUVENILE PROBATION	ADULT PROBATION	TOTAL
DIRECT:					
Personal Services	\$ 210,761	\$ 137,328	\$ 196,307	\$ 92,641	\$ 637,037
Fringe Benefits	27,563	32,424	38,930	20,039	118,956
Operating Expenses	28,959	20,550	26,725	7,714	83,948
Travel & Transportation	4,000	800	5,711	4,217	14,728
Professional Services	171,400		8,400		179,800
Capital Expenses					
SUB-TOTAL I	\$ 442,683	\$ 191,102	\$ 276,073	\$ 124,611	\$ 1,034,469
INDIRECT:					
Fringe Benefits					
Support Services	\$ 6,691	\$ 3,200			\$ 9,891
Federal Funds	194,000	36,500		\$ 11,600	242,100
State Funds					
SUB-TOTAL II	\$ 200,691	\$ 39,700		\$ 11,600	\$ 251,991
TOTAL	\$ 643,374	\$ 230,802	\$ 276,073	\$ 136,211	\$ 1,286,460

SUPERIOR COURT

COCONINO COUNTY - 1981

CRIMINAL STATISTICS				LOWER COURT APPEALS				TOTAL
STATISTICS REPRESENT NO. OF DEFENDANTS	FELONY	MISDEMEANOR	UNCLASSIFIED	TRIAL DE NOVO		ON THE RECORD		
				JUSTICE COURT	CITY COURT	JUSTICE COURT	CITY COURT	
BEGINNING PENDING	162 *	4 *	3 *	7	6	0	0	182
FILINGS	414		1	33	31			479
CASES TRANSFERRED IN	55			9				64
SUB-TOTAL	631	4	4	49	37	0	0	725
TERMINATIONS BY:								
TRANSFER OUT	72			7	13			92
DISMISSED MOT. PROS.	50	1		2	2			55
OTHER DISMISSALS	52			7	4			63
OTHERWISE REMOVED	18	1	3	7	3			32
WITH PLEA	210							210
COURT TRIAL IN PROCESS								0
								0
COURT TRIAL	6		1	19	5			31
JURY TRIAL IN PROCESS								0
								0
JURY TRIAL	16							16
AFFIRMED								0
REVERSED								0
TOTAL TERMINATIONS	424	2	4	42	27	0	0	499
ENDING PENDING	207 **	2 **	0 **	7	10	0	0	226

	*BEGINNING PENDING:		**ENDING PENDING:	
	Less than 150 days	150 days & over	Less than 150 days	150 days & over
Felony	82	80	105	102
Misdemeanor	0	4	0	2
Unclassified	3	0	0	0

**Includes 99 Defendants in Inactive Cases, e.g., Outstanding Warrants, Unopened Grand Jury Indictments, Deferred Prosecutions, etc.

COURT SENTENCING STATISTICS	SENTENCED TO:		PROBATION:		FINE IMPOSED ONLY	OTHER DISPOSITIONS	TOTAL
	ARIZONA STATE PRISON	COUNTY JAIL	WITH CONFINEMENT	WITHOUT CONFINEMENT			
FELONY	55	1	35	22	1	3	117
MISDEMEANOR		3	9	21	16		49
UNCLASSIFIED			11	17			28
REVOKED PROBATION	16	4					20
TOTAL	71	8	55	60	17	3	214

SUPERIOR COURT

COCONINO COUNTY - 1981


NON-CRIMINAL STATISTICS	CIVIL	DOMESTIC RELATIONS	RECIPROCAL SUPPORT	PROBATE	ADOPTION	JUVENILE DEPENDENCY	TOTAL
BEGINNING PENDING	495 *	306	70	482	101	2	1,456
FILINGS	457	608	214	157	50	22	1,508
CASES TRANSFERRED IN	20	12					32
SUB-TOTAL	972	926	284	639	151	24	2,996
TERMINATIONS BY:							
TRANSFER OUT	16	4	34				54
DEFAULT HEARING	101	371					472
ARBITRATION							0
MEDICAL MALPRACTICE PANELS							0
OTHERWISE REMOVED	258	96	153	205	37	20	769
DISMISSED NON-PROSECUTION	97	58					155
COURT TRIAL-IN PROCESS							0
COURT TRIAL	71	79					150
JURY TRIAL-IN PROCESS	4						4
JURY TRIAL	8	1					9
TOTAL TERMINATIONS	555	609	187	205	37	20	1,613
ENDING PENDING	417 **	317	97	434	114	4	1,383

CIVIL	*BEGINNING PENDING:	**ENDING PENDING:
Under 18 months	421	359
18 months & over	74	58
DOMESTIC VIOLENCE: Petitions for Order of Protection Filed: 1		Requests for Hearing: 1

PETITIONS AND ORDERS TO SHOW CAUSE	BEGIN. PENDING	FILED	TRANS. IN	SUB-TOTAL	TRANS. OUT	TERMINATED	TOTAL TERM.	ENDING PENDING
PRE-JUDGMENT:								
TEMPORARY ORDERS	2	64		66		54	54	12
CONTEMPT ONLY	0	10		10		10	10	0
OTHER	1	24		25		18	18	7
POST JUDGMENT:								
POST CONVICTION RELIEF	3	6		9	2	5	7	2
MODIFY DECREE	2	33	6	41		36	36	5
FOREIGN DECREE	3	12	2	17		3	3	14
CONTEMPT ONLY	7	57	3	67		46	46	21
TOTAL	18	206	11	235	2	172	174	61

Mental Health Hearings: Criminal: 7 Civil: 7

SUPERIOR COURT



GILA COUNTY COURTHOUSE, 1906-1976

PERSONNEL SUMMARY

POSITIONS	COURT		CLERK'S OFFICE		ADULT PROBATION*		JUVENILE PROBATION		TOTAL	
	F.T.	P.T.	F.T.	P.T.	F.T.	P.T.	F.T.	P.T.	F.T.	P.T.
Judge	2								2	
Court Commissioner/Referee										
Clerk of Court			1						1	
Bailiff	1	1							1	1
Court Reporter	2								2	
Probation Officer					2				2	
Probation Admin. Staff					3				3	
Probation Services Support					4				4	
Court Admin. & Clerk Admin.			1						1	
Court Support & Clerk Support										
Secretary/Clerical	2		4	1	2				8	1
Library Staff	1								1	
Custodial Support										
TOTAL	8	1	6	1	11				25	2

NOTE: F.T. designates full-time positions and P.T. designates part-time positions.
*Includes Juvenile Probation Personnel

SUPERIOR COURT

GILA COUNTY

FINANCIAL INFORMATION

1980-81 EXPENDITURES

CATEGORIES	COURT	CLERK'S OFFICE	JUVENILE PROBATION	ADULT PROBATION*	TOTAL
DIRECT:					
Personal Services	\$ 127,228	\$ 75,654		\$ 112,379	\$ 315,261
Fringe Benefits		13,618			13,618
Operating Expenses	9,003	19,334		5,589	33,926
Travel & Transportation	6,789	739		3,938	11,466
Professional Services	142,744			38	142,782
Capital Expenses		152		975	1,127
SUB-TOTAL I	\$ 285,764	\$ 109,497		\$ 122,919	\$ 518,180
INDIRECT:					
Fringe Benefits	\$ 19,401			\$ 17,574	\$ 36,975
Support Services	17,170				17,170
Federal Funds		\$ 12,774		10,129	22,903
State Funds					
SUB-TOTAL II	\$ 36,571	\$ 12,774		\$ 27,703	\$ 77,048
TOTAL	\$ 322,335	\$ 122,271		\$ 150,622	\$ 595,228

*Includes Juvenile Probation

1981-82 BUDGET

CATEGORIES	COURT	CLERK'S OFFICE	JUVENILE PROBATION	ADULT PROBATION*	TOTAL
DIRECT:					
Personal Services	\$ 133,190	\$ 83,648		\$ 120,204	\$ 337,042
Fringe Benefits		14,834			14,834
Operating Expenses	11,413	16,016		8,400	35,829
Travel & Transportation	7,400	1,600		4,000	13,000
Professional Services	150,000			100	150,100
Capital Expenses	500	150			650
SUB-TOTAL I	\$ 302,503	\$ 116,248		\$ 132,704	\$ 551,455
INDIRECT:					
Fringe Benefits	\$ 20,926			\$ 27,257	\$ 48,183
Support Services	13,121				13,121
Federal Funds		\$ 27,609			27,609
State Funds					
SUB-TOTAL II	\$ 34,047	\$ 27,609		\$ 27,257	\$ 88,913
TOTAL	\$ 336,550	\$ 143,857		\$ 159,961	\$ 640,368

*Includes Juvenile Probation

SUPERIOR COURT

GILA COUNTY - 1981

CRIMINAL STATISTICS				LOWER COURT APPEALS				TOTAL
STATISTICS REPRESENT NO. OF DEFENDANTS	FELONY	MISDEMEANOR	UNCLASSIFIED	TRIAL DE NOVO		ON THE RECORD		
				JUSTICE COURT	CITY COURT	JUSTICE COURT	CITY COURT	
BEGINNING PENDING	184	35	0	7	2	3	1	232
FILINGS	380	12	3	21	11			427
CASES TRANSFERRED IN								
SUB-TOTAL	564	47	3	28	13	3	1	659
TERMINATIONS BY:								
TRANSFER OUT				1				1
DISMISSED MOT. PROS.	67	10		5	2	2		86
OTHER DISMISSALS	11			2				13
OTHERWISE REMOVED			3	2	3		1	9
WITH PLEA	210	8						218
COURT TRIAL IN PROCESS								0
PLEA								0
OTHER								0
COURT TRIAL		1		7	3			11
JURY TRIAL IN PROCESS								1
PLEA	1							1
OTHER	1							1
JURY TRIAL	16							16
AFFIRMED						1		1
REVERSED								0
TOTAL TERMINATIONS	306	19	3	17	8	3	1	357
ENDING PENDING	258	28	0	11	5	0	0	302

	*BEGINNING PENDING:		**ENDING PENDING:	
	Less than 150 days	150 days & over	Less than 150 days	150 days & over
Felony	102	82	164	94
Misdemeanor	16	19	13	15
Unclassified	0	0	0	0

**Includes 54 Defendants in Inactive Cases, e.g., Outstanding Warrants, Unopened Grand Jury Indictments, Deferred Prosecutions, etc.

COURT SENTENCING STATISTICS	SENTENCED TO:		PROBATION:		FINE IMPOSED ONLY	OTHER DISPOSITIONS	TOTAL
	ARIZONA STATE PRISON	COUNTY JAIL	WITH CONFINEMENT	WITHOUT CONFINEMENT			
FELONY	29	10	87	86	5		217
MISDEMEANOR				6	5		11
UNCLASSIFIED							0
REVOKED PROBATION	1	3					4
TOTAL	30	13	87	92	10	0	232

SUPERIOR COURT


GILA COUNTY - 1981

NON-CRIMINAL STATISTICS	CIVIL	DOMESTIC RELATIONS	RECIPROCAL SUPPORT	PROBATE	ADOPTION	JUVENILE DEPENDENCY	TOTAL
BEGINNING PENDING	248	231	46	541	39	151	1,256
FILINGS	317	403	153	137	49	36	1,095
CASES TRANSFERRED IN	1		1				2
SUB-TOTAL	566	634	200	678	88	187	2,353
TERMINATIONS BY:							
TRANSFER OUT	7	2	2				11
DEFAULT HEARING	80	262					342
ARBITRATION							0
MEDICAL MALPRACTICE PANELS							0
OTHERWISE REMOVED	84	9	123	85	45	21	367
DISMISSED NON-PROSECUTION	49	49					98
COURT TRIAL-IN PROCESS							0
COURT TRIAL	26	33					59
JURY TRIAL-IN PROCESS							0
JURY TRIAL	5						5
TOTAL TERMINATIONS	251	355	125	85	45	21	882
ENDING PENDING	315	279	75	593	43	166	1,471

CIVIL	*BEGINNING PENDING:	**ENDING PENDING:
Under 18 months	180	167
18 months & over	68	148
DOMESTIC VIOLENCE: Petitions for Order of Protection Filed: 5		Requests for Hearing: 1

PETITIONS AND ORDERS TO SHOW CAUSE	BEGIN. PENDING	FILED	TRANS. IN	SUB-TOTAL	TRANS. OUT	TERMINATED	TOTAL TERM.	ENDING PENDING
PRE-JUDGMENT:								
TEMPORARY ORDERS	0	56		56		56	56	0
CONTEMPT ONLY	0	3		3		3	3	0
OTHER	0	3		3		3	3	0
POST JUDGMENT:								
POST CONVICTION RELIEF	0	5		5		5	5	0
MODIFY DECREE	0	31		31		31	31	0
FOREIGN DECREE	0			0		0	0	0
CONTEMPT ONLY	0	14		14		14	14	0
TOTAL	0	112	0	112	0	112	112	0

Mental Health Hearings: Criminal: 8 Civil: 28



GRAHAM COUNTY COURTHOUSE, 1916-Present

PERSONNEL SUMMARY

POSITIONS	COURT		CLERK'S OFFICE		ADULT PROBATION*		JUVENILE PROBATION		TOTAL	
	F.T.	P.T.	F.T.	P.T.	F.T.	P.T.	F.T.	P.T.	F.T.	P.T.
Judge	1								1	
Court Commissioner/Referee										
Clerk of Court			1						1	
Bailiff										
Court Reporter	1								1	
Probation Officer										
Probation Admin. Staff					1				1	
Probation Services Support					1	1			1	1
Court Admin. & Clerk Admin.			1						1	
Court Support & Clerk Support										
Secretary/Clerical	1		1	1					2	1
Library Staff										
Custodial Support										
TOTAL	3		3	1	2	1			8	2

NOTE: F.T. designates full-time positions and P.T. designates part-time positions.
*Includes Juvenile Probation Personnel

GRAHAM COUNTY

FINANCIAL INFORMATION

1980-81 EXPENDITURES

CATEGORIES	COURT	CLERK'S OFFICE	JUVENILE PROBATION	ADULT PROBATION*	TOTAL
DIRECT:					
Personal Services	\$ 38,952	\$ 43,048		\$ 38,531	\$ 120,531
Fringe Benefits					
Operating Expenses	5,777	4,223			10,000
Travel & Transportation	307	732		1,306	2,345
Professional Services	16,416	30		1,700	18,146
Capital Expenses	794	4,000			4,794
SUB-TOTAL I	\$ 62,246	\$ 52,033		\$ 41,537	\$ 155,816
INDIRECT:					
Fringe Benefits	\$ 5,039	\$ 8,184		\$ 5,154	\$ 18,377
Support Services	7,583	52,952		2,250	62,785
Federal Funds		30,199			30,199
State Funds					
SUB-TOTAL II	\$ 12,622	\$ 91,335		\$ 7,404	\$ 111,361
TOTAL	\$ 74,868	\$ 143,368		\$ 48,941	\$ 267,177

*Includes Juvenile Probation

1981-82 BUDGET

CATEGORIES	COURT	CLERK'S OFFICE	JUVENILE PROBATION	ADULT PROBATION*	TOTAL
DIRECT:					
Personal Services	\$ 52,544	\$ 53,484		\$ 29,393	\$ 135,421
Fringe Benefits					
Operating Expenses	6,500	4,786			11,286
Travel & Transportation	1,000	800		2,250	4,050
Professional Services	18,500	30		1,700	20,230
Capital Expenses		932			932
SUB-TOTAL I	\$ 78,544	\$ 60,032		\$ 33,343	\$ 171,919
INDIRECT:					
Fringe Benefits	\$ 5,931	\$ 9,835		\$ 5,885	\$ 21,651
Support Services		57,578		2,250	59,828
Federal Funds					
State Funds					
SUB-TOTAL II	\$ 5,931	\$ 67,413		\$ 8,135	\$ 81,479
TOTAL	\$ 84,475	\$ 127,445		\$ 41,478	\$ 253,398

*Includes Juvenile Probation

SUPERIOR COURT

GRAHAM COUNTY - 1981

CRIMINAL STATISTICS				LOWER COURT APPEALS				TOTAL
STATISTICS REPRESENT NO. OF DEFENDANTS	FELONY	MISDEMEANOR	UNCLASSIFIED	TRIAL DE NOVO		ON THE RECORD		
				JUSTICE COURT	CITY COURT	JUSTICE COURT	CITY COURT	
BEGINNING PENDING	64 *	1 *	0 *	8	6	0	0	79
FILINGS	162		3	4	2	10		181
CASES TRANSFERRED IN		4						4
SUB-TOTAL	226	5	3	12	8	10	0	264
TERMINATIONS BY:								
TRANSFER OUT	3		1					4
DISMISSED MOT. PROS.	15			1				16
OTHER DISMISSALS	4		1					5
OTHERWISE REMOVED	21		1	1		3		26
WITH PLEA	99	4						103
COURT TRIAL IN PROCESS								
PLEA								
OTHER								
COURT TRIAL								
JURY TRIAL IN PROCESS								
PLEA								
OTHER								
JURY TRIAL	10							10
AFFIRMED						6		6
REVERSED								
TOTAL TERMINATIONS	152	4	3	2	0	9	0	170
ENDING PENDING	74 **	1 **	0 **	10	8	1	0	94

	*BEGINNING PENDING:		**ENDING PENDING:	
	Less than 150 days	150 days & over	Less than 150 days	150 days & over
Felony	56	8	49	25
Misdemeanor	0	1	0	1
Unclassified	0	0	0	0

**Includes 19 Defendants in Inactive Cases, e.g., Outstanding Warrants, Unopened Grand Jury Indictments, Deferred Prosecutions, etc.

COURT SENTENCING STATISTICS	SENTENCED TO:		PROBATION:		FINE IMPOSED ONLY	OTHER DISPOSITIONS	TOTAL
	ARIZONA STATE PRISON	COUNTY JAIL	WITH CONFINEMENT	WITHOUT CONFINEMENT			
FELONY	76	3	12	14			105
MISDEMEANOR		5		1			6
UNCLASSIFIED							0
REVOKED PROBATION	4	1					5
TOTAL	80	9	12	15	0	0	116

SUPERIOR COURT

GRAHAM COUNTY - 1981

NON-CRIMINAL STATISTICS	CIVIL	DOMESTIC RELATIONS	RECIPROCAL SUPPORT	PROBATE	ADOPTION	JUVENILE DEPENDENCY	TOTAL
BEGINNING PENDING	173 *	176	233	128	13	22	745
FILINGS	133	213	81	78	30	62	597
CASES TRANSFERRED IN	3	5	4				12
SUB-TOTAL	309	394	318	206	43	84	1,354
TERMINATIONS BY:							
TRANSFER OUT	7	5	10				22
DEFAULT HEARING	23	130					153
ARBITRATION							0
MEDICAL MALPRACTICE PANELS							0
OTHERWISE REMOVED	55	33	54	21	25	35	223
DISMISSED NON-PROSECUTION	20	45					65
COURT TRIAL-IN PROCESS		7					7
COURT TRIAL	2	30					32
JURY TRIAL-IN PROCESS							0
JURY TRIAL							0
TOTAL TERMINATIONS	107	250	64	21	25	35	502
ENDING PENDING	202 **	144	254	185	18	49	852

CIVIL	*BEGINNING PENDING:	**ENDING PENDING:
Under 18 months	103	131
18 months & over	70	71
DOMESTIC VIOLENCE: Petitions for Order of Protection Filed: 0		Requests for Hearing: 0

PETITIONS AND ORDERS TO SHOW CAUSE	BEGIN. PENDING	FILED	TRANS. IN	SUB-TOTAL	TRANS. OUT	TERMINATED	TOTAL TERM.	ENDING PENDING
PRE-JUDGMENT:								
TEMPORARY ORDERS	0	30		30		30	30	0
CONTEMPT ONLY	0	2		2		2	2	0
OTHER	0	3		3		3	3	0
POST JUDGMENT:								
POST CONVICTION RELIEF	0	4		4		4	4	0
MODIFY DECREE	0	18		18		18	18	0
FOREIGN DECREE	0			0			0	0
CONTEMPT ONLY	0	16		16		16	16	0
TOTAL	0	73	0	73	0	73	73	0

Mental Health Hearings: Criminal: 0 Civil: 15

SUPERIOR COURT



GREENLEE COUNTY COURTHOUSE, 1911-Present

PERSONNEL SUMMARY

POSITIONS	COURT		CLERK'S OFFICE		ADULT PROBATION*		JUVENILE PROBATION		TOTAL	
	F.T.	P.T.	F.T.	P.T.	F.T.	P.T.	F.T.	P.T.	F.T.	P.T.
Judge	1								1	
Court Commissioner/Referee										
Clerk of Court			1						1	
Bailiff										
Court Reporter	1								1	
Probation Officer										
Probation Admin. Staff					1				1	
Probation Services Support					1				1	
Court Admin. & Clerk Admin.			1						1	
Court Support & Clerk Support										
Secretary/Clerical										
Library Staff										
Custodial Support										
TOTAL	2		2		2				6	

NOTE: F.T. designates full-time positions and P.T. designates part-time positions.
*Includes Juvenile Probation Personnel

SUPERIOR COURT

GREENLEE COUNTY

FINANCIAL INFORMATION

1980-81 EXPENDITURES

CATEGORIES	COURT	CLERK'S OFFICE	JUVENILE PROBATION	ADULT PROBATION*	TOTAL
DIRECT:					
Personal Services	\$ 43,764	\$ 27,521		\$ 27,037	\$ 98,322
Fringe Benefits	4,459	4,647		2,018	11,124
Operating Expenses	3,907	2,159		1,114	7,180
Travel & Transportation	962	214		196	1,372
Professional Services	24,903	99		1,618	26,620
Capital Expenses		388			388
SUB-TOTAL I	\$ 77,995	\$ 35,028		\$ 31,983	\$ 145,006
INDIRECT:					
Fringe Benefits					
Support Services	\$ 2,248				\$ 2,248
Federal Funds					
State Funds					
SUB-TOTAL II	\$ 2,248				\$ 2,248
TOTAL	\$ 80,243	\$ 35,028		\$ 31,983	\$ 147,254

*Includes Juvenile Probation

1981-82 BUDGET

CATEGORIES	COURT	CLERK'S OFFICE	JUVENILE PROBATION	ADULT PROBATION*	TOTAL
DIRECT:					
Personal Services	\$ 47,492	\$ 31,497		\$ 36,499	\$ 115,488
Fringe Benefits	5,000	5,292		7,762	18,054
Operating Expenses	3,575	2,549		1,375	7,499
Travel & Transportation	2,425	700		1,009	4,134
Professional Services	35,930	197			36,127
Capital Expenses		800			800
SUB-TOTAL I	\$ 94,422	\$ 41,035		\$ 46,645	\$ 182,102
INDIRECT:					
Fringe Benefits					
Support Services	\$ 1,526				\$ 1,526
Federal Funds					
State Funds					
SUB-TOTAL II	\$ 1,526				\$ 1,526
TOTAL	\$ 95,948	\$ 41,035		\$ 46,645	\$ 183,628

*Includes Juvenile Probation

SUPERIOR COURT

GREENLEE COUNTY - 1981

CRIMINAL STATISTICS				LOWER COURT APPEALS				TOTAL
STATISTICS REPRESENT NO. OF DEFENDANTS	FELONY	MISDEMEANOR	UNCLASSIFIED	TRIAL DE NOVO		ON THE RECORD		
				JUSTICE COURT	CITY COURT	JUSTICE COURT	CITY COURT	
BEGINNING PENDING	5 *	0 *	0 *	0	0	0	0	5
FILINGS	47		1			2		50
CASES TRANSFERRED IN								
SUB-TOTAL	52	0	1	0	0	2	0	55
TERMINATIONS BY:								
TRANSFER OUT								
DISMISSED MOT. PROS.								
OTHER DISMISSALS	2							2
OTHERWISE REMOVED	1		1					2
WITH PLEA	38							38
COURT TRIAL IN PROCESS								
PLEA								
OTHER								
COURT TRIAL								
JURY TRIAL IN PROCESS								
PLEA								
OTHER								
JURY TRIAL	3							3
AFFIRMED						2		2
REVERSED								
TOTAL TERMINATIONS	44	0	1	0	0	2	0	47
ENDING PENDING	8 **	0 **	0 **	0	0	0	0	8

	*BEGINNING PENDING:		**ENDING PENDING:	
	Less than 150 days	150 days & over	Less than 150 days	150 days & over
Felony	4	1	7	1
Misdemeanor	0	0	0	0
Unclassified	0	0	0	0

**Includes 1 Defendants in Inactive Cases, e.g., Outstanding Warrants, Unopened Grand Jury Indictments, Deferred Prosecutions, etc.

COURT SENTENCING STATISTICS	SENTENCED TO:		PROBATION:		FINE IMPOSED ONLY	OTHER DISPOSITIONS	TOTAL
	ARIZONA STATE PRISON	COUNTY JAIL	WITH CONFINEMENT	WITHOUT CONFINEMENT			
FELONY	3	6	8	16	6	2	41
MISDEMEANOR							0
UNCLASSIFIED							0
REVOKED PROBATION							0
TOTAL	3	6	8	16	6	2	41

SUPERIOR COURT

GREENLEE COUNTY - 1981

NON-CRIMINAL STATISTICS	CIVIL	DOMESTIC RELATIONS	RECIP-ROCAL SUPPORT	PROBATE	ADOPTION	JUVENILE DEPENDENCY	TOTAL
BEGINNING PENDING	28 *	49	2	42	27	0	148
FILINGS	30	79	31	28	26	5	199
CASES TRANSFERRED IN		2					2
SUB-TOTAL	58	130	33	70	53	5	349
TERMINATIONS BY:							
TRANSFER OUT	3	1	1				5
DEFAULT HEARING	5	58	31				94
ARBITRATION							0
MEDICAL MALPRACTICE PANELS							0
OTHERWISE REMOVED	1	1		18	17	4	41
DISMISSED NON-PROSECUTION	8	14					22
COURT TRIAL-IN PROCESS							0
COURT TRIAL	4	3					7
JURY TRIAL-IN PROCESS							0
JURY TRIAL							0
TOTAL TERMINATIONS	21	77	32	18	17	4	169
ENDING PENDING	37 **	53	1	52	36	1	180

CIVIL	*BEGINNING PENDING:	**ENDING PENDING:
Under 18 months	27	N/R
18 months & over	1	N/R
DOMESTIC VIOLENCE: Petitions for Order of Protection Filed: 0		Requests for Hearing: 0

PETITIONS AND ORDERS TO SHOW CAUSE	BEGIN. PENDING	FILED	TRANS. IN	SUB-TOTAL	TRANS. OUT	TERMINATED	TOTAL TERM.	ENDING PENDING
PRE-JUDGMENT:								
TEMPORARY ORDERS	0	8		8		8	8	0
CONTEMPT ONLY	0			0			0	0
OTHER	0			0			0	0
POST JUDGMENT:								
POST CONVICTION RELIEF	0			0			0	0
MODIFY DECREE	0	4		4		3	3	1
FOREIGN DECREE	0			0			0	0
CONTEMPT ONLY	0	5		5		5	5	0
TOTAL	0	17	0	17	0	16	16	1

Mental Health Hearings: Criminal: 0 Civil: 0

SUPERIOR COURT



MARICOPA COUNTY COURTHOUSE, 1929-1965

PERSONNEL SUMMARY

POSITIONS	COURT		CLERK'S OFFICE		ADULT PROBATION		JUVENILE PROBATION		TOTAL	
	F.T.	P.T.	F.T.	P.T.	F.T.	P.T.	F.T.	P.T.	F.T.	P.T.
Judge	41								41	
Court Commissioner/Referee	7						5		12	
Clerk of Court			1						1	
Bailiff	43	4					3		46	4
Court Reporter	47								47	
Probation Officer					100		161		261	
Probation Admin. Staff					1		2		3	
Probation Services Support					10		40		50	
Court Admin. & Clerk Admin.	21		8				7		36	
Court Support & Clerk Support	33	9	11						44	9
Secretary/Clerical	84	1	200		37		50		371	1
Library Staff	10								10	
Custodial Support					1		11		12	
TOTAL:	286	14	220		149		279		934	14

NOTE: F.T. designates full-time positions and P.T. designates part-time positions.

SUPERIOR COURT

MARICOPA COUNTY

FINANCIAL INFORMATION

1980-81 EXPENDITURES

CATEGORIES	COURT	CLERK'S OFFICE	JUVENILE PROBATION	ADULT PROBATION	TOTAL
DIRECT:					
Personal Services	\$ 5,043,853	\$ 2,749,903	\$ 5,638,839	\$ 2,593,946	\$ 16,026,541
Fringe Benefits	703,434	499,423	951,317	448,542	2,602,716
Operating Expenses	384,784	322,407	717,295	159,253	1,583,739
Travel & Transportation	38,625	3,070	70,394	35,091	147,180
Professional Services	2,577,782	118,289	538,614	114,233	3,348,918
Capital Expenses	156,750	521,955	109,386	61,142	849,233
SUB-TOTAL I	\$ 8,905,228	\$ 4,215,047	\$ 8,025,845	\$ 3,412,207	\$ 24,558,327
INDIRECT:					
Fringe Benefits					
Support Services					
Federal Funds	\$ 3,552	\$ 22,422	\$ 10,336	\$ 47,251	\$ 83,561
State Funds					
SUB-TOTAL II	\$ 3,552	\$ 22,422	\$ 10,336	\$ 47,251	\$ 83,561
TOTAL	\$ 8,908,780	\$ 4,237,469	\$ 8,036,181	\$ 3,459,458	\$ 24,641,888

1981-82 BUDGET

CATEGORIES	COURT	CLERK'S OFFICE	JUVENILE PROBATION	ADULT PROBATION	TOTAL
DIRECT:					
Personal Services	\$ 5,865,010	\$ 2,429,374	\$ 5,456,228	\$ 2,647,623	\$ 16,398,235
Fringe Benefits	872,684	603,011	1,138,060	530,746	3,144,501
Operating Expenses	392,417	956,438	1,079,445	435,374	2,863,674
Travel & Transportation	59,200	13,158	88,810	42,502	203,670
Professional Services	699,188	5,530	355,987	108,409	1,169,114
Capital Expenses	23,166	507,935	83,999	26,361	641,461
SUB-TOTAL I	\$ 7,911,665	\$ 4,515,446	\$ 8,202,529	\$ 3,791,015	\$ 24,420,655
INDIRECT:					
Fringe Benefits					
Support Services					
Federal Funds	\$ 23,166			\$ 99,303	\$ 122,469
State Funds					
SUB-TOTAL II	\$ 23,166			\$ 99,303	\$ 122,469
TOTAL	\$ 7,934,831	\$ 4,515,446	\$ 8,202,529	\$ 3,890,318	\$ 24,543,124

SUPERIOR COURT

MARICOPA COUNTY - 1981

CRIMINAL STATISTICS				LOWER COURT APPEALS				TOTAL
STATISTICS REPRESENT NO. OF DEFENDANTS	FELONY	MISDEMEANOR	UNCLASSIFIED	TRIAL DE NOVO		ON THE RECORD		
				JUSTICE COURT	CITY COURT	JUSTICE COURT	CITY COURT	
BEGINNING PENDING	4,301*	12*	10*	7	28	31	113	4,502
FILINGS	7,953	9	60	135	151	68	551	8,927
CASES TRANSFERRED IN	70			6	3			79
SUB-TOTAL	12,324	21	70	148	182	99	664	13,508
TERMINATIONS BY:								
TRANSFER OUT	591		29	24	59	6	2	711
DISMISSED MOT. PROS.	1,281	3	1	7	6		7	1,305
OTHER DISMISSALS	158	3	28	19	35	1	27	271
OTHERWISE REMOVED	82			50	28	38	246	444
WITH PLEA	6,791	6						6,797
COURT TRIAL IN PROCESS	PLEA			1				1
	OTHER							2
COURT TRIAL	27	3		36	22			88
JURY TRIAL IN PROCESS	17							17
	13							13
JURY TRIAL	299							299
AFFIRMED						23	218	241
REVERSED						7	32	39
TOTAL TERMINATIONS	9,261	15	58	137	150	75	532	10,228
ENDING PENDING	3,063**	6**	12**	11	32	24	132	3,280

	*BEGINNING PENDING:		**ENDING PENDING:	
	Less than 150 days	150 days & over	Less than 150 days	150 days & over
Felony	2,300	2,001	1,827	1,236
Misdemeanor	6	6	3	3
Unclassified	9	1	11	1

**Includes 1,116 Defendants in Inactive Cases, e.g., Outstanding Warrants, Unopened Grand Jury Indictments, Deferred Prosecutions, etc.

COURT SENTENCING STATISTICS	SENTENCED TO:		PROBATION:		FINE IMPOSED ONLY	OTHER DISPOSITIONS	TOTAL
	ARIZONA STATE PRISON	COUNTY JAIL	WITH CONFINEMENT	WITHOUT CONFINEMENT			
FELONY	1,619	3	1,290	3,181	20		6,116
MISDEMEANOR		185	62	486	230	1	964
UNCLASSIFIED							0
REVOKED PROBATION	651	116					767
TOTAL	2,270	304	1,352	3,667	253	1	7,847

SUPERIOR COURT

MARICOPA COUNTY - 1981

NON-CRIMINAL STATISTICS	CIVIL	DOMESTIC RELATIONS	RECIPROCAL SUPPORT	PROBATE	ADOPTION	JUVENILE DEPENDENCY	TOTAL
BEGINNING PENDING	22,937*	6,979	3,206	15,358	N/R	N/R	48,480
FILINGS	24,138	16,096	4,020	4,490			48,744
CASES TRANSFERRED IN	533	6	69				608
SUB-TOTAL	47,608	23,081	7,295	19,848	N/R	N/R	97,832
TERMINATIONS BY:							
TRANSFER OUT	195	68	1,257				1,520
DEFAULT HEARING	4,351	11,389					15,740
ARBITRATION	462						462
MEDICAL MALPRACTICE PANELS							0
OTHERWISE REMOVED	15,372	1,323	2,981	4,387			24,063
DISMISSED NON-PROSECUTION	3,480	2,016					5,496
COURT TRIAL-IN PROCESS	3	45					48
COURT TRIAL	798	1,012					1,810
JURY TRIAL-IN PROCESS	10						10
JURY TRIAL	360	5					365
TOTAL TERMINATIONS	25,031	15,858	4,238	4,387	a	a	49,514
ENDING PENDING	22,577**	7,223	3,057	15,461	N/R	N/R	48,318

CIVIL *BEGINNING PENDING: **ENDING PENDING:
Under 18 months 18,822 18,964
18 months & over 4,115 3,613
DOMESTIC VIOLENCE: Petitions for Order of Protection Filed: 310 Requests for Hearing: 86
^aAdoption final orders reported: 968
Juvenile Dependency final orders reported: 385

PETITIONS AND ORDERS TO SHOW CAUSE	BEGIN. PENDING	FILED	TRANS. IN	SUB-TOTAL	TRANS. OUT	TERMINATED	TOTAL TERM.	ENDING PENDING
PRE-JUDGMENT:								
TEMPORARY ORDERS	111	2,248		2,359		2,181	2,181	178
CONTEMPT ONLY	0	8		8		5	5	3
OTHER	0			0			0	0
POST JUDGMENT:								
POST CONVICTION RELIEF	31	208		239		197	197	42
MODIFY DECREE	293	824		1,117		712	712	405
FOREIGN DECREE	134	139		273	1	128	129	144
CONTEMPT ONLY	287	4,829		5,116	1	4,890	4,891	225
TOTAL	856	8,256	0	9,112	2	8,113	8,115	997

Mental Health Hearings: Criminal: 221 Civil: 189



MOHAVE COUNTY COURTHOUSE, 1914-Present

PERSONNEL SUMMARY

POSITIONS	COURT		CLERK'S OFFICE		ADULT PROBATION*		JUVENILE PROBATION		TOTAL	
	F.T.	P.T.	F.T.	P.T.	F.T.	P.T.	F.T.	P.T.	F.T.	P.T.
Judge	2								2	
Court Commissioner/Referee										
Clerk of Court			1						1	
Bailiff										
Court Reporter	2								2	
Probation Officer					8				8	
Probation Admin. Staff					2				2	
Probation Services Support					7				7	
Court Admin. & Clerk Admin.			1						1	
Court Support & Clerk Support				1						1
Secretary/Clerical	2		9	1	3				14	1
Library Staff										
Custodial Support										
TOTAL	6		11	2	20				37	2

NOTE: F.T. designates full-time positions and P.T. designates part-time positions.
*Includes Juvenile Probation Personnel.

MOHAVE COUNTY

FINANCIAL INFORMATION

1980-81 EXPENDITURES

CATEGORIES	COURT	CLERK'S OFFICE	JUVENILE PROBATION	ADULT PROBATION *	TOTAL
DIRECT:					
Personal Services	\$ 109,812	\$ 109,318		\$ 182,965	\$ 402,095
Fringe Benefits	14,658	29,086		51,020	94,764
Operating Expenses	4,270	26,960		21,283	52,513
Travel & Transportation	2,623	520		8,886	12,029
Professional Services	252,906			1,883	254,789
Capital Expenses		976			976
SUB-TOTAL I	\$ 384,269	\$ 166,860		\$ 266,037	\$ 817,166
INDIRECT:					
Fringe Benefits					
Support Services				\$ 3,000	\$ 3,000
Federal Funds		\$ 22,293		4,884	27,177
State Funds					
SUB-TOTAL II		\$ 22,293		\$ 7,884	\$ 30,177
TOTAL	\$ 384,269	\$ 189,153		\$ 273,921	\$ 847,343

*Includes Juvenile Probation.

1981-82 BUDGET

CATEGORIES	COURT	CLERK'S OFFICE	JUVENILE PROBATION	ADULT PROBATION *	TOTAL
DIRECT:					
Personal Services	\$ 120,666	\$ 147,289		\$ 244,950	\$ 512,905
Fringe Benefits	19,852	40,452		69,143	129,447
Operating Expenses	5,350	35,363		23,810	64,523
Travel & Transportation	4,000	1,000		10,000	15,000
Professional Services	285,000			1,500	286,500
Capital Expenses		5,000			5,000
SUB-TOTAL I	\$ 434,868	\$ 229,104		\$ 349,403	\$ 1,013,375
INDIRECT:					
Fringe Benefits					
Support Services				\$ 3,000	\$ 3,000
Federal Funds		\$ 30,000		22,405	52,405
State Funds					
SUB-TOTAL II		\$ 30,000		\$ 25,405	\$ 55,405
TOTAL	\$ 434,868	\$ 259,104		\$ 374,808	\$ 1,068,780

*Includes Juvenile Probation.

SUPERIOR COURT

MOHAVE COUNTY - 1981

CRIMINAL STATISTICS				LOWER COURT APPEALS				TOTAL
STATISTICS REPRESENT NO. OF DEFENDANTS	FELONY	MISDEMEANOR	UNCLASSIFIED	TRIAL DE NOVO		ON THE RECORD		
				JUSTICE COURT	CITY COURT	JUSTICE COURT	CITY COURT	
BEGINNING PENDING	275 *	3 *	0 *	23	6	0	0	307
FILINGS	508	1	49	32	21			611
CASES TRANSFERRED IN								0
SUB-TOTAL	783	4	49	55	27	0	0	918
TERMINATIONS BY:								
TRANSFER OUT								0
DISMISSED MOT. PROS.	126			8	2			136
OTHER DISMISSALS	7		1	5	1			14
OTHERWISE REMOVED	2	1	48	11	15			77
WITH PLEA	267	1						268
COURT TRIAL IN PROCESS								0
PLEA								0
OTHER								0
COURT TRIAL	1			9	7			17
JURY TRIAL IN PROCESS								0
PLEA								0
OTHER								0
JURY TRIAL	26	1						27
AFFIRMED								0
REVERSED								0
TOTAL TERMINATIONS	429	3	49	33	25	0	0	539
ENDING PENDING	354 **	1 **	0 **	22	2	0	0	379

	*BEGINNING PENDING:		**ENDING PENDING:	
	Less than 150 days	150 days & over	Less than 150 days	150 days & over
Felony	142	133	170	184
Misdemeanor	0	3	0	1
Unclassified	0	0	0	0

**Includes 80 Defendants in Inactive Cases, e.g., Outstanding Warrants, Unopened Grand Jury Indictments, Deferred Prosecutions, etc.

COURT SENTENCING STATISTICS	SENTENCED TO:		PROBATION:		FINE IMPOSED ONLY	OTHER DISPOSITIONS	TOTAL
	ARIZONA STATE PRISON	COUNTY JAIL	WITH CONFINEMENT	WITHOUT CONFINEMENT			
FELONY	60	7	108	108			283
MISDEMEANOR		1					1
UNCLASSIFIED							0
REVOKED PROBATION	11						11
TOTAL	71	8	108	108	0	0	295

SUPERIOR COURT

MOHAVE COUNTY - 1981


NON-CRIMINAL STATISTICS	CIVIL	DOMESTIC RELATIONS	RECIP-ROCAL SUPPORT	PROBATE	ADOPTION	JUVENILE DEPENDENCY	TOTAL
BEGINNING PENDING	609 *	388	319	627	85	12	2,040
FILINGS	524	696	296	284	37	43	1,880
CASES TRANSFERRED IN	1						1
SUB-TOTAL	1,134	1,084	615	911	122	55	3,921
TERMINATIONS BY:							
TRANSFER OUT	1						1
DEFAULT HEARING	96	505					601
ARBITRATION							0
MEDICAL MALPRACTICE PANELS							0
OTHERWISE REMOVED	218	10	185	212	46	21	692
DISMISSED NON-PROSECUTION	92	81					173
COURT TRIAL-IN PROCESS							0
COURT TRIAL	6	11					17
JURY TRIAL-IN PROCESS							0
JURY TRIAL	2						2
TOTAL TERMINATIONS	415	607	185	212	46	21	1,486
ENDING PENDING	719 **	477	430	699	76	34	2,435

CIVIL	*BEGINNING PENDING:	**ENDING PENDING:
Under 18 months	512	626
18 months & over	97	93
DOMESTIC VIOLENCE: Petitions for Order of Protection Filed: 0		Requests for Hearing: 0

PETITIONS AND ORDERS TO SHOW CAUSE	BEGIN. PENDING	FILED	TRANS. IN	SUB-TOTAL	TRANS. OUT	TERMINATED	TOTAL TERM.	ENDING PENDING
PRE-JUDGMENT:								
TEMPORARY ORDERS	11	15		26		26	26	0
CONTEMPT ONLY	0	1		1		1	1	0
OTHER	1			1		1	1	0
POST JUDGMENT:								
POST CONVICTION RELIEF	0	2		2		1	1	1
MODIFY DECREE	2			2		2	2	0
FOREIGN DECREE	0			0			0	0
CONTEMPT ONLY	21	12		33		33	33	0
TOTAL	35	30	0	65	0	64	64	1

Mental Health Hearings: Criminal: 0 Civil: 0

SUPERIOR COURT



NAVAJO COUNTY COURTHOUSE, 1898-1976

PERSONNEL SUMMARY

POSITIONS	COURT		CLERK'S OFFICE		ADULT PROBATION*		JUVENILE PROBATION		TOTAL	
	F.T.	P.T.	F.T.	P.T.	F.T.	P.T.	F.T.	P.T.	F.T.	P.T.
Judge	2								2	
Court Commissioner/Referee										
Clerk of Court			1						1	
Bailiff										
Court Reporter	2								2	
Probation Officer					6				6	
Probation Admin. Staff					2				2	
Probation Services Support					12				12	
Court Admin. & Clerk Admin.			1						1	
Court Support & Clerk Support										
Secretary/Clerical	2		7		3				12	
Library Staff										
Custodial Support										
TOTAL	6		9		23				38	

NOTE F.T. designates full time positions and P.T. designates part-time positions.

*Includes Juvenile Probation Personnel

SUPERIOR COURT

NAVAJO COUNTY

FINANCIAL INFORMATION

1980-81 EXPENDITURES

CATEGORIES	COURT	CLERK'S OFFICE	JUVENILE PROBATION	ADULT PROBATION*	TOTAL
DIRECT:					
Personal Services	\$ 104,923	\$ 91,186		\$ 275,952	\$ 472,061
Fringe Benefits	9,254	11,950		41,145	62,349
Operating Expenses	3,297	13,645		21,288	38,230
Travel & Transportation	990	182		9,298	10,470
Professional Services	169,682			316	169,998
Capital Expenses	258	1,109		1,400	2,767
SUB-TOTAL I	\$ 288,404	\$ 118,072		\$ 349,399	\$ 755,875
INDIRECT:					
Fringe Benefits					
Support Services	\$ 1,988				\$ 1,988
Federal Funds					
State Funds					
SUB-TOTAL II	\$ 1,988				\$ 1,988
TOTAL	\$ 290,392	\$ 118,072		\$ 349,399	\$ 757,863

*Includes Juvenile Probation.

1981-82 BUDGET

CATEGORIES	COURT	CLERK'S OFFICE	JUVENILE PROBATION	ADULT PROBATION*	TOTAL
DIRECT:					
Personal Services	\$ 110,602	\$ 105,784		\$ 309,265	\$ 525,651
Fringe Benefits	15,309	14,859		61,737	91,905
Operating Expenses	4,125	15,200		19,820	39,145
Travel & Transportation		1,000		11,799	12,799
Professional Services	173,500			326	173,826
Capital Expenses		3,650		1,400	5,050
SUB-TOTAL I	\$ 303,536	\$ 140,493		\$ 404,347	\$ 848,376
INDIRECT:					
Fringe Benefits					
Support Services					
Federal Funds					
State Funds					
SUB-TOTAL II					
TOTAL	\$ 303,536	\$ 140,493		\$ 404,347	\$ 848,376

*Includes Juvenile Probation.

SUPERIOR COURT

NAVAJO COUNTY - 1981

CRIMINAL STATISTICS				LOWER COURT APPEALS				TOTAL
STATISTICS REPRESENT NO. OF DEFENDANTS	FELONY	MISDEMEANOR	UNCLASSIFIED	TRIAL DE NOVO		ON THE RECORD		
				JUSTICE COURT	CITY COURT	JUSTICE COURT	CITY COURT	
BEGINNING PENDING	365 *	0 *	2 *	22	11	0	2	402
FILINGS	445		1	17	21	1		485
CASES TRANSFERRED IN								0
SUB-TOTAL	810	0	3	39	32	1	2	887
TERMINATIONS BY:								
TRANSFER OUT								0
DISMISSED MOT. PROS.	21							21
OTHER DISMISSALS	86			14	11			111
OTHERWISE REMOVED	4			10	10		1	25
WITH PLEA	326							326
COURT TRIAL IN PROCESS								0
PLEA								0
OTHER								0
COURT TRIAL					1			1
JURY TRIAL IN PROCESS								0
PLEA								0
OTHER								0
JURY TRIAL	9							9
AFFIRMED								0
REVERSED								0
TOTAL TERMINATIONS	446	0	0	24	22	0	1	493
ENDING PENDING	364 **	0 **	3 **	15	10	1	1	394

	*BEGINNING PENDING:		**ENDING PENDING:	
	Less than 150 days	150 days & over	Less than 150 days	150 days & over
Felony	302	63	293	71
Misdemeanor	0	0	0	0
Unclassified	1	1	1	2

**Includes 142 Defendants in Inactive Cases, e.g., Outstanding Warrants, Unopened Grand Jury Indictments, Deferred Prosecutions, etc.

COURT SENTENCING STATISTICS	SENTENCED TO:		PROBATION:		FINE IMPOSED ONLY	OTHER DISPOSITIONS	TOTAL
	ARIZONA STATE PRISON	COUNTY JAIL	WITH CONFINEMENT	WITHOUT CONFINEMENT			
FELONY	37	2	81	103	1	52	276
MISDEMEANOR			13	31	12	1	57
UNCLASSIFIED							0
REVOKED PROBATION	5	14					19
TOTAL	42	16	94	134	13	53	352

SUPERIOR COURT

NAVAJO COUNTY - 1981


NON-CRIMINAL STATISTICS	CIVIL	DOMESTIC RELATIONS	RECIPROCAL SUPPORT	PROBATE	ADOPTION	JUVENILE DEPENDENCY	TOTAL
BEGINNING PENDING	472 *	158	43	331	121	47	1,172
FILINGS	280	352	114	149	87	22	1,004
CASES TRANSFERRED IN	2						2
SUB-TOTAL	754	510	157	480	208	69	2,178
TERMINATIONS BY:							
TRANSFER OUT	8		6				14
DEFAULT HEARING	61	213					274
ARBITRATION							0
MEDICAL MALPRACTICE PANELS							0
OTHERWISE REMOVED	62	10	89	62	45	10	278
DISMISSED NON-PROSECUTION	199	55					254
COURT TRIAL-IN PROCESS	2	4					6
COURT TRIAL	25	20					45
JURY TRIAL-IN PROCESS		1					1
JURY TRIAL	5						5
TOTAL TERMINATIONS	362	303	95	62	45	10	877
ENDING PENDING	392 **	207	62	418	163	59	1,301

CIVIL	*BEGINNING PENDING:	**ENDING PENDING:
Under 18 months	396	367
18 months & over	76	25
DOMESTIC VIOLENCE: Petitions for Order of Protection Filed: 3		Requests for Hearing: 0

PETITIONS AND ORDERS TO SHOW CAUSE	BEGIN. PENDING	FILED	TRANS. IN	SUB-TOTAL	TRANS. OUT	TERMINATED	TOTAL TERM.	ENDING PENDING
PRE-JUDGMENT:								
TEMPORARY ORDERS	12	47		59		34	34	25
CONTEMPT ONLY	3	1		4		4	4	0
OTHER	0			0			0	0
POST JUDGMENT:								
POST CONVICTION RELIEF	3	4		7		4	4	3
MODIFY DECREE	2	14		16		3	8	8
FOREIGN DECREE	5	5		10		3	3	7
CONTEMPT ONLY	0	5		5		2	2	3
TOTAL	25	76	0	101	0	55	55	46

Mental Health Hearings: Criminal: 0 Civil: 7

SUPERIOR COURT



PIMA COUNTY COURTHOUSE, 1928-1975

PERSONNEL SUMMARY

POSITIONS	COURT		CLERK'S OFFICE		ADULT PROBATION		JUVENILE PROBATION		TOTAL	
	F.T.	P.T.	F.T.	P.T.	F.T.	P.T.	F.T.	P.T.	F.T.	P.T.
Judge	16								16	
Court Commissioner/Referee	3						2		5	
Clerk of Court			1						1	
Bailiff	16								16	
Court Reporter	20								20	
Probation Officer					45		59		104	
Probation Admin. Staff					3		1		4	
Probation Services Support					9		57		66	
Court Admin. & Clerk Admin.	15		2						17	
Court Support & Clerk Support	27	3	16				2		45	3
Secretary/Clerical	45	2	105	9	17		22		189	11
Library Staff	1								1	
Custodial Support							12		12	
TOTAL	143	5	124	9	74		155		496	14

NOTE: F.T. designates full-time positions and P.T. designates part-time positions.

SUPERIOR COURT

PIMA COUNTY

FINANCIAL INFORMATION

1980-81 EXPENDITURES

CATEGORIES	COURT	CLERK'S OFFICE	JUVENILE PROBATION	ADULT PROBATION	TOTAL
DIRECT:					
Personal Services	\$ 2,199,680	\$ 1,346,626	\$ 2,678,610	\$ 1,165,925	\$ 7,390,841
Fringe Benefits	332,684	254,769	484,475	242,466	1,314,394
Operating Expenses	147,995	190,540	357,189	106,029	801,753
Travel & Transportation	12,466	6,048	73,859	49,193	141,566
Professional Services	1,033,567		450,388	18,565	1,502,520
Capital Expenses	2,073	8,472	4,936	20,699	36,180
SUB-TOTAL I	\$ 3,728,465	\$ 1,806,455	\$ 4,049,457	\$ 1,602,877	\$ 11,187,254
INDIRECT:					
Fringe Benefits					
Support Services	\$ 191,183		\$ 225,926		\$ 417,109
Federal Funds		\$ 63,220	1,066,481	\$ 202,008	1,331,709
State Funds					
SUB-TOTAL II	\$ 191,183	\$ 63,220	\$ 1,292,407	\$ 202,008	\$ 1,748,818
TOTAL	\$ 3,919,648	\$ 1,869,675	\$ 5,341,864	\$ 1,804,885	\$ 12,936,072

1981-82 BUDGET

CATEGORIES	COURT	CLERK'S OFFICE	JUVENILE PROBATION	ADULT PROBATION	TOTAL
DIRECT:					
Personal Services	\$ 2,352,406	\$ 1,463,443	\$ 2,861,337	\$ 1,294,333	\$ 7,971,519
Fringe Benefits	421,767	340,388	574,417	257,027	1,593,599
Operating Expenses	132,933	174,650	236,479	54,350	598,412
Travel & Transportation	9,167	14,029	80,236	40,635	144,067
Professional Services	1,011,213		433,386	12,600	1,457,199
Capital Expenses	130,077	33,642		13,000	176,719
SUB-TOTAL I	\$ 4,057,563	\$ 2,026,152	\$ 4,185,855	\$ 1,671,945	\$ 11,941,515
INDIRECT:					
Fringe Benefits				\$ 17,224	\$ 17,224
Support Services	\$ 181,270		\$ 247,845	207,000	636,115
Federal Funds		\$ 64,300	1,056,000	6,000	1,126,300
State Funds					
SUB-TOTAL II	\$ 181,270	\$ 64,300	\$ 1,303,845	\$ 230,224	\$ 1,779,639
TOTAL	\$ 4,238,833	\$ 2,090,452	\$ 5,489,700	\$ 1,902,169	\$ 13,721,154

SUPERIOR COURT

PIMA COUNTY - 1981

Table with CRIMINAL STATISTICS and LOWER COURT APPEALS. Columns include FELONY, MISDEMEANOR, UNCLASSIFIED, JUSTICE COURT, CITY COURT, and TOTAL. Rows include BEGINNING PENDING, FILINGS, CASES TRANSFERRED IN, SUB-TOTAL, TERMINATIONS BY (TRANSFER OUT, DISMISSED MOT. PROS., OTHER DISMISSALS, OTHERWISE REMOVED, WITH PLEA, COURT TRIAL, JURY TRIAL, AFFIRMED, REVERSED), TOTAL TERMINATIONS, and ENDING PENDING.

Summary table for BEGINNING PENDING and ENDING PENDING cases, categorized by Less than 150 days and 150 days & over. Includes counts for Felony, Misdemeanor, and Unclassified.

**Include: 963 Defendants in Inactive Cases, e.g., Outstanding Warrants, Unopened Grand Jury Indictments, Deferred Prosecutions, etc.

Table with COURT SENTENCING STATISTICS. Columns include SENTENCED TO (ARIZONA STATE PRISON, COUNTY JAIL), PROBATION (WITH CONFINEMENT, WITHOUT CONFINEMENT), FINE IMPOSED ONLY, OTHER DISPOSITIONS, and TOTAL. Rows include FELONY, MISDEMEANOR, UNCLASSIFIED, REVOKED PROBATION, and TOTAL.

SUPERIOR COURT

PIMA COUNTY - 1981

Table with NON-CRIMINAL STATISTICS. Columns include CIVIL, DOMESTIC RELATIONS, RECIPROCAL SUPPORT, PROBATE, ADOPTION, JUVENILE DEPENDENCY, and TOTAL. Rows include BEGINNING PENDING, FILINGS, CASES TRANSFERRED IN, SUB-TOTAL, TERMINATIONS BY (TRANSFER OUT, DEFAULT HEARING, ARBITRATION, MEDICAL MALPRACTICE PANELS, OTHERWISE REMOVED, DISMISSED NON-PROSECUTION, COURT TRIAL-IN PROCESS, COURT TRIAL, JURY TRIAL-IN PROCESS, JURY TRIAL), TOTAL TERMINATIONS, and ENDING PENDING.

CIVIL: Under 18 months, 18 months & over. DOMESTIC VIOLENCE: Petitions for Order of Protection Filed: 80, Requests for Hearing: 46. BEGINNING PENDING: N/R. ENDING PENDING: N/R.

Table with PETITIONS AND ORDERS TO SHOW CAUSE. Columns include BEGIN. PENDING, FILED, TRANS. IN, SUB-TOTAL, TRANS. OUT, TERMINATED, TOTAL TERM., and ENDING PENDING. Rows include PRE-JUDGMENT (TEMPORARY ORDERS, CONTEMPT ONLY, OTHER), POST JUDGMENT (POST CONVICTION RELIEF, MODIFY DECREE, FOREIGN DECREE, CONTEMPT ONLY), and TOTAL.

Mental Health Hearings: Criminal: 113, Civil: 77

SUPERIOR COURT



PINAL COUNTY COURTHOUSE, 1891-1961

PERSONNEL SUMMARY

POSITIONS	COURT		CLERK'S OFFICE		ADULT PROBATION		JUVENILE PROBATION		TOTAL	
	F.T.	P.T.	F.T.	P.T.	F.T.	P.T.	F.T.	P.T.	F.T.	P.T.
Judge	3								3	
Court Commissioner/Referee										
Clerk of Court			1						1	
Bailiff	3								3	
Court Reporter	3								3	
Probation Officer					4		5		9	
Probation Admin. Staff					1		2		3	
Probation Services Support							11		11	
Court Admin. & Clerk Admin.			5						5	
Court Support & Clerk Support			4	1					4	1
Secretary/Clerical	4	2	14	3	2		3	1	23	6
Library Staff										
Custodial Support										
TOTAL	13	2	24	4	7		21	1	65	7

NOTE: F.T. designates full-time positions and P.T. designates part-time positions.

SUPERIOR COURT

PINAL COUNTY

FINANCIAL INFORMATION

1980-81 EXPENDITURES

CATEGORIES	COURT	CLERK'S OFFICE	JUVENILE PROBATION	ADULT PROBATION	TOTAL
DIRECT:					
Personal Services	\$ 248,069	\$ 304,308	\$ 273,946	\$ 73,843	\$ 900,166
Fringe Benefits					
Operating Expenses	10,391	50,031	15,119	2,428	77,969
Travel & Transportation	2,408	3,665	8,913	1,932	16,918
Professional Services	410,162		2,879		413,041
Capital Expenses	2,613	9,593	5,172	364	17,742
SUB-TOTAL I	\$ 673,643	\$ 367,597	\$ 306,029	\$ 78,567	\$ 1,425,836
INDIRECT:					
Fringe Benefits	\$ 71,075	\$ 44,596		\$ 13,327	\$ 128,998
Support Services	12,785	36,309		22,277	71,371
Federal Funds		38,275	\$ 15,631		53,906
State Funds	66,362*				66,362
SUB-TOTAL II	\$ 150,222	\$ 119,180	\$ 15,631	\$ 35,604	\$ 320,637
TOTAL	\$ 823,865	\$ 486,777	\$ 321,660	\$ 114,171	\$ 1,746,473

*Reimbursement by State Department of Corrections for expenses.

1981-82 BUDGET

CATEGORIES	COURT	CLERK'S OFFICE	JUVENILE PROBATION	ADULT PROBATION	TOTAL
DIRECT:					
Personal Services	\$ 263,415	\$ 359,084	\$ 308,227	\$ 102,336	\$ 1,033,062
Fringe Benefits					
Operating Expenses	13,190	70,320	19,750	4,000	107,260
Travel & Transportation	4,710	5,000	9,600	3,500	22,810
Professional Services	445,800		1,500		447,300
Capital Expenses	4,450	8,140	2,650	2,500	17,740
SUB-TOTAL I	\$ 731,565	\$ 442,544	\$ 341,727	\$ 112,336	\$ 1,628,172
INDIRECT:					
Fringe Benefits	\$ 79,112	\$ 52,601		\$ 17,752	\$ 149,465
Support Services	12,750	40,136		24,694	77,580
Federal Funds				23,350	23,350
State Funds	72,000*				72,000
SUB-TOTAL II	\$ 163,862	\$ 92,737		\$ 65,796	\$ 322,395
TOTAL	\$ 895,427	\$ 535,281	\$ 341,727	\$ 178,132	\$ 1,950,567

*Anticipated reimbursement by State Department of Corrections for expenses.

SUPERIOR COURT

PINAL COUNTY - 1981

CRIMINAL STATISTICS				LOWER COURT APPEALS				TOTAL
STATISTICS REPRESENT NO. OF DEFENDANTS	FELONY	MISDEMEANOR	UNCLASSIFIED	TRIAL DE NOVO		ON THE RECORD		
				JUSTICE COURT	CITY COURT	JUSTICE COURT	CITY COURT	
BEGINNING PENDING	339 *	1 *	1 *	18	1	2	1	363
FILINGS	507	3	1	142	10	5	4	672
CASES TRANSFERRED IN	23			1	1	1	1	27
SUB-TOTAL	869	4	2	161	12	8	6	1,062
TERMINATIONS BY:								
TRANSFER OUT	9			5	1			15
DISMISSED MOT. PROS.	84			26	1			111
OTHER DISMISSALS	13			11	2			26
OTHERWISE REMOVED	3			34	2		2	41
WITH PLEA	275	2						277
COURT TRIAL	IN PROCESS	PLEA						0
COURT TRIAL	IN PROCESS	OTHER						0
COURT TRIAL				76	4			80
JURY TRIAL	IN PROCESS	PLEA						0
JURY TRIAL	IN PROCESS	OTHER	1					1
AFFIRMED	22					3		3
REVERSED							3	3
TOTAL TERMINATIONS	407	2	0	152	10	3	5	579
ENDING PENDING	462 **	2 **	2 **	9	2	5	1	483

	*BEGINNING PENDING:		**ENDING PENDING:	
	Less than 150 days	150 days & over	Less than 150 days	150 days & over
Felony	178	161	186	276
Misdemeanor	0	1	1	1
Unclassified	1	0	1	1

**Includes 224 Defendants in inactive Cases, e.g., Outstanding Warrants, Unopened Grand Jury Indictments, Deferred Prosecutions, etc.

COURT SENTENCING STATISTICS	SENTENCED TO:		PROBATION		FINE IMPOSED ONLY	OTHER DISPOSITIONS	TOTAL
	ARIZONA STATE PRISON	COUNTY JAIL	WITH CONFINEMENT	WITHOUT CONFINEMENT			
FELONY	59	16	49	153	13	1	241
MISDEMEANOR		1		1			2
UNCLASSIFIED							0
REVOKED PROBATION	20	15					35
TOTAL	79	32	49	154	13	1	328

SUPERIOR COURT

PINAL COUNTY - 1981

NON-CRIMINAL STATISTICS	CIVIL	DOMESTIC RELATIONS	RECIPROCAL SUPPORT	PROBATE	ADOPTION	JUVENILE DEPENDENCY	TOTAL
BEGINNING PENDING	549 *	689	132	818	248	14	2,450
FILINGS	548	773	616	315	98	81	2,431
CASES TRANSFERRED IN	37	4	4				45
SUB-TOTAL	1,134	1,466	752	1,133	346	95	4,926
TERMINATIONS BY:							
TRANSFER OUT	13	5	11				29
DEFAULT HEARING	122	459					581
ARBITRATION							0
MEDICAL MALPRACTICE PANELS							0
OTHERWISE REMOVED	302	58	611	187	79	83	1,320
DISMISSED NON-PROSECUTION	82	113					195
COURT TRIAL-IN PROCESS							0
COURT TRIAL	128	162					290
JURY TRIAL-IN PROCESS	3						3
JURY TRIAL	4	1					5
TOTAL TERMINATIONS	654	798	622	187	79	83	2,423
ENDING PENDING	480 **	668	130	946	267	12	2,503

CIVIL	*BEGINNING PENDING:	**ENDING PENDING:
Under 18 months	407	291
18 months & over	142	189
DOMESTIC VIOLENCE: Petitions for Order of Protection Filed: 1		Requests for Hearing: 0

PETITIONS AND ORDERS TO SHOW CAUSE	BEGIN. PENDING	FILED	TRANS. IN	SUB-TOTAL	TRANS. OUT	TERMINATED	TOTAL TERM.	ENDING PENDING
PRE-JUDGMENT:								
TEMPORARY ORDERS	9	264		273		265	265	8
CONTEMPT ONLY	8	2		10		8	8	2
OTHER	2			2			0	2
POST JUDGMENT:								
POST CONVICTION RELIEF	8	9		17		13	13	4
MODIFY DECREE	6	116		122		119	119	3
FOREIGN DECREE	5	4		9		3	3	6
CONTEMPT ONLY	14	392	3	409		404	404	5
TOTAL	52	787	3	842	0	812	812	30

Mental Health Hearings: Criminal: 0 Civil: 65



SANTA CRUZ COUNTY COURTHOUSE, 1904-Present

PERSONNEL SUMMARY

POSITIONS	COURT		CLERK'S OFFICE		ADULT PROBATION*		JUVENILE PROBATION		TOTAL	
	F.T.	P.T.	F.T.	P.T.	F.T.	P.T.	F.T.	P.T.	F.T.	P.T.
Judge	1								1	
Court Commissioner/Referee	1								1	
Clerk of Court			1						1	
Bailiff										
Court Reporter	1								1	
Probation Officer					2				2	
Probation Admin. Staff					1				1	
Probation Services Support					6				6	
Court Admin. & Clerk Admin.			1						1	
Court Support & Clerk Support										
Secretary/Clerical	1		3						4	
Library Staff										
Custodial Support										
TOTAL	4		5		9				18	

NOTE: F.T. designates full-time positions and P.T. designates part-time positions.

*Includes Juvenile Probation Personnel

SANTA CRUZ COUNTY

FINANCIAL INFORMATION

1980-81 EXPENDITURES

CATEGORIES	COURT	CLERK'S OFFICE	JUVENILE PROBATION	ADULT PROBATION*	TOTAL
DIRECT:					
Personal Services	\$ 55,695	\$ 39,748		\$ 78,680	\$ 174,123
Fringe Benefits					
Operating Expenses	78,291	5,000			83,291
Travel & Transportation	220	1,000			1,220
Professional Services	32,749				32,749
Capital Expenses	35,000				35,000
SUB-TOTAL I	\$ 201,955	\$ 45,748		\$ 78,680	\$ 326,383
INDIRECT:					
Fringe Benefits	\$ 28,433	\$ 7,426			\$ 35,859
Support Services					
Federal Funds	19,370	24,760			44,130
State Funds					
SUB-TOTAL II	\$ 47,803	\$ 32,186			\$ 79,989
TOTAL	\$ 249,758	\$ 77,934		\$ 78,680	\$ 406,372

*Includes Juvenile Probation

1981-82 BUDGET

CATEGORIES	COURT	CLERK'S OFFICE	JUVENILE PROBATION	ADULT PROBATION	TOTAL
DIRECT:					
Personal Services	\$ 60,727	\$ 54,115	\$ 57,138	\$ 45,091	\$ 217,071
Fringe Benefits	9,109	10,037	8,571	6,734	34,451
Operating Expenses	8,780	8,000	3,500		20,280
Travel & Transportation	900	500	600		2,000
Professional Services			17,000		17,000
Capital Expenses					
SUB-TOTAL I	\$ 79,516	\$ 72,652	\$ 86,809	\$ 51,825	\$ 290,802
INDIRECT:					
Fringe Benefits	\$ 4,071	\$ 5,088	\$ 6,106	\$ 3,054	\$ 18,319
Support Services					
Federal Funds	54,190	16,799	6,000		76,989
State Funds					
SUB-TOTAL II	\$ 58,261	\$ 21,887	\$ 12,106	\$ 3,054	\$ 95,308
TOTAL	\$ 137,777	\$ 94,539	\$ 98,915	\$ 54,879	\$ 386,110

SUPERIOR COURT

SANTA CRUZ COUNTY - 1981

CRIMINAL STATISTICS				LOWER COURT APPEALS				TOTAL
STATISTICS REPRESENT NO. OF DEFENDANTS	FELONY	MISDEMEANOR	UNCLASSIFIED	TRIAL DE NOVO		ON THE RECORD		
				JUSTICE COURT	CITY COURT	JUSTICE COURT	CITY COURT	
BEGINNING PENDING	57 *	3 *	3 *	0	0	2	0	65
FILINGS	100	14	2	6	7	5	3	137
CASES TRANSFERRED IN								0
SUB-TOTAL	157	17	5	6	7	7	3	202
TERMINATIONS BY:								
TRANSFER OUT	2							2
DISMISSED MOT. PROS.	2					1	2	5
OTHER DISMISSALS	3	2						5
OTHERWISE REMOVED	2			3	4	1		10
WITH PLEA	56	4						60
COURT TRIAL IN PROCESS								0
PLEA								0
OTHER								0
COURT TRIAL	19	4						23
JURY TRIAL IN PROCESS								0
PLEA								0
OTHER								0
JURY TRIAL	3							3
AFFIRMED						4	1	5
REVERSED						1		1
TOTAL TERMINATIONS	87	10	0	3	4	7	3	114
ENDING PENDING	70 **	7 **	5 **	3	3	0	0	88

	*BEGINNING PENDING:		**ENDING PENDING:	
	Less than 150 days	150 days & over	Less than 150 days	150 days & over
Felony	30	27	N/R	N/R
Misdemeanor	1	2	N/R	N/R
Unclassified	0	3	N/R	N/R

**Includes N/R Defendants in Inactive Cases, e.g., Outstanding Warrants, Unopened Grand Jury Indictments, Deferred Prosecutions, etc.

COURT SENTENCING STATISTICS	SENTENCED TO:		PROBATION.		FINE IMPOSED ONLY	OTHER DISPOSITIONS	TOTAL
	ARIZONA STATE PRISON	COUNTY JAIL	WITH CONFINEMENT	WITHOUT CONFINEMENT			
FELONY	14	25	11	23	4	8	85
MISDEMEANOR			2	3	1	11	17
UNCLASSIFIED							0
REVOKED PROBATION	2						2
TOTAL	16	25	13	26	5	19	104

SUPERIOR COURT

SANTA CRUZ COUNTY - 1981

NON-CRIMINAL STATISTICS	CIVIL	DOMESTIC RELATIONS	RECIP-ROCAL SUPPORT	PROBATE	ADOPTION	JUVENILE DEPENDENCY	TOTAL
BEGINNING PENDING	300 *	225	3	584	33	14	1,159
FILINGS	173	226	39	98	16	17	569
CASES TRANSFERRED IN							0
SUB-TOTAL	473	451	42	682	49	31	1,728
TERMINATIONS BY:							
TRANSFER OUT							0
DEFAULT HEARING	2						2
ARBITRATION							0
MEDICAL MALPRACTICE PANELS							0
OTHERWISE REMOVED	41	31	24	17	9	3	125
DISMISSED NON-PROSECUTION							0
COURT TRIAL-IN PROCESS							0
COURT TRIAL	75	147					222
JURY TRIAL-IN PROCESS							0
JURY TRIAL	1						1
TOTAL TERMINATIONS	119	178	24	17	9	3	350
ENDING PENDING	354 **	273	18	665	40	28	1,378

CIVIL	*BEGINNING PENDING:	**ENDING PENDING:
Under 18 months	257	N/R
18 months & over	43	N/R
DOMESTIC VIOLENCE: Petitions for Order of Protection Filed:	0	Requests for Hearing: 0

PETITIONS AND ORDERS TO SHOW CAUSE	BEGIN. PENDING	FILED	TRANS. IN	SUB-TOTAL	TRANS. OUT	TERMINATED	TOTAL TERM.	ENDING PENDING
PRE-JUDGMENT:								
TEMPORARY ORDERS	15	29		44		26	26	18
CONTEMPT ONLY	1	7		8		5	5	3
OTHER	0			0			0	0
POST JUDGMENT:								
POST CONVICTION RELIEF	0	2		2		1	1	1
MODIFY DECREE	1			1		1	1	0
FOREIGN DECREE	0	2		2		2	2	0
CONTEMPT ONLY	5	4		9		6	6	3
TOTAL	22	44	0	66	0	41	41	25

Mental Health Hearings: Criminal: 0 Civil: 0



YAVAPAI COUNTY COURTHOUSE, 1916-Present

PERSONNEL SUMMARY

POSITIONS	COURT		CLERK'S OFFICE		ADULT PROBATION		JUVENILE PROBATION		TOTAL	
	F.T.	P.T.	F.T.	P.T.	F.T.	P.T.	F.T.	P.T.	F.T.	P.T.
Judge	2								2	
Court Commissioner/Referee							1		1	
Clerk of Court			1						1	
Bailiff		2								2
Court Reporter	2								2	
Probation Officer					4		3		7	
Probation Admin. Staff					1		1		2	
Probation Services Support							4		4	
Court Admin. & Clerk Admin.	1		1						2	
Court Support & Clerk Support										
Secretary/Clerical	1		12		2		2		17	
Library Staff										
Custodial Support										
TOTAL	6	2	14		7		11		38	2

NOTE: F.T. designates full-time positions and P.T. designates part-time positions.

YAVAPAI COUNTY

FINANCIAL INFORMATION

1980-81 EXPENDITURES

CATEGORIES	COURT	CLERK'S OFFICE	JUVENILE PROBATION	ADULT PROBATION	TOTAL
DIRECT:					
Personal Services	\$ 126,619	\$ 130,264	\$ 126,479	\$ 83,014	\$ 454,376
Fringe Benefits		23,027			23,027
Operating Expenses	8,887	59,434	16,250	4,639	89,210
Travel & Transportation	1,146	285	6,500	973	8,904
Professional Services	210,901		14,500		225,401
Capital Expenses		9,845	1,000	191	11,036
SUB-TOTAL I	\$ 347,553	\$ 210,855	\$ 164,729	\$ 88,817	\$ 811,954
INDIRECT:					
Fringe Benefits	\$ 40,686			\$ 17,076	\$ 57,762
Support Services					
Federal Funds			\$ 38,781		38,781
State Funds					
SUB-TOTAL II	\$ 40,686		\$ 38,781	\$ 17,076	\$ 96,543
TOTAL	\$ 388,239	\$ 210,855	\$ 203,510	\$ 105,893	\$ 908,497

1981-82 BUDGET

CATEGORIES	COURT	CLERK'S OFFICE	JUVENILE PROBATION	ADULT PROBATION	TOTAL
DIRECT:					
Personal Services	\$ 180,809	\$ 146,852	\$ 139,947	\$ 94,035	\$ 561,643
Fringe Benefits		44,056			44,056
Operating Expenses	18,500	69,109	17,500	6,180	111,289
Travel & Transportation	3,500	400	7,000	1,650	12,550
Professional Services	253,231		10,500		263,731
Capital Expenses	12,250	7,410	6,500		26,160
SUB-TOTAL I	\$ 468,290	\$ 267,827	\$ 181,447	\$ 101,865	\$ 1,019,429
INDIRECT:					
Fringe Benefits	\$ 53,243			\$ 18,805	\$ 72,048
Support Services					
Federal Funds			\$ 5,000	5,227	10,227
State Funds					
SUB-TOTAL II	\$ 53,243		\$ 5,000	\$ 24,032	\$ 82,275
TOTAL	\$ 521,533	\$ 267,827	\$ 186,447	\$ 125,897	\$ 1,101,704

CONTINUED

1 OF 3

SUPERIOR COURT

YAVAPAI COUNTY - 1981

CRIMINAL STATISTICS	LOWER COURT APPEALS							TOTAL
	FELONY	MISDEMEANOR	UNCLASSIFIED	TRIAL DE NOVO		ON THE RECORD		
				JUSTICE COURT	CITY COURT	JUSTICE COURT	CITY COURT	
STATISTICS REPRESENT NO. OF DEFENDANTS								
BEGINNING PENDING	111 *	2 *	0 *	23	14	0	0	150
FILINGS	322	1		79	21			423
CASES TRANSFERRED IN	8			4	2			14
SUB-TOTAL	441	3	0	106	37	0	0	587
TERMINATIONS BY:								
TRANSFER OUT	5			4	1			10
DISMISSED MOT. PROS.	18	1		12	4			35
OTHER DISMISSALS	46			10	4			60
OTHERWISE REMOVED	6			5	2			13
WITH PLEA	181							181
COURT TRIAL								
PLEA								0
OTHER								0
COURT TRIAL	6			38	15			59
JURY TRIAL								
PLEA	3							3
OTHER								0
JURY TRIAL	30							30
AFFIRMED								0
REVERSED								0
TOTAL TERMINATIONS	295	1	0	69	26	0	0	391
ENDING PENDING	146 **	2 **	0 **	37	11	0	0	196

	*BEGINNING PENDING:		**ENDING PENDING:	
	Less than 150 days	150 days & over	Less than 150 days	150 days & over
Felony	65	46	90	56
Misdemeanor	0	2	0	2
Unclassified	0	0	0	0

**Includes 51 Defendants in Inactive Cases, e.g., Outstanding Warrants, Unopened Grand Jury Indictments, Deferred Prosecutions, etc.

COURT SENTENCING STATISTICS	SENTENCED TO:		PROBATION:		FINE IMPOSED ONLY	OTHER DISPOSITIONS	TOTAL
	ARIZONA STATE PRISON	COUNTY JAIL	WITH CONFINEMENT	WITHOUT CONFINEMENT			
FELONY	28	6	95	12	3	1	145
MISDEMEANOR		2	45	15	4		66
UNCLASSIFIED							0
REVOKED PROBATION	4	15					19
TOTAL	32	23	140	27	7	1	230

SUPERIOR COURT

YAVAPAI COUNTY - 1981

NON-CRIMINAL STATISTICS	CIVIL	DOMESTIC RELATIONS	RECIPROCAL SUPPORT	PROBATE	ADOPTION	JUVENILE DEPENDENCY	TOTAL
BEGINNING PENDING	620 *	367	325	769	78	111	2,270
FILINGS	724	719	275	370	84	122	2,294
CASES TRANSFERRED IN	4	15	9				28
SUB-TOTAL	1,348	1,101	609	1,139	162	233	4,592
TERMINATIONS BY:							
TRANSFER OUT	8	9	1				18
DEFAULT HEARING	152	433					585
ARBITRATION							0
MEDICAL MALPRACTICE PANELS							0
OTHERWISE REMOVED	251	32	210	250	91	84	918
DISMISSED NON-PROSECUTION	63	64					127
COURT TRIAL-IN PROCESS							0
COURT TRIAL	111	124					235
JURY TRIAL-IN PROCESS	1						1
JURY TRIAL	7						7
TOTAL TERMINATIONS	593	662	211	250	91	84	1,891
ENDING PENDING	755 **	439	398	889	71	149	2,701

CIVIL	*BEGINNING PENDING:	**ENDING PENDING:
Under 18 months	495	476
18 months & over	125	279

DOMESTIC VIOLENCE: Petitions for Order of Protection Filed: 8 Requests for Hearing: 0

PETITIONS AND ORDERS TO SHOW CAUSE	BEGIN. PENDING	FILED	TRANS. IN	SUB-TOTAL	TRANS. OUT	TERMINATED	TOTAL TERM.	ENDING PENDING
PRE-JUDGMENT:								
TEMPORARY ORDERS	1	131		132		126	126	6
CONTEMPT ONLY	0	1		1		1	1	0
OTHER	0			0			0	0
POST JUDGMENT:								
POST CONVICTION RELIEF	4	5		9	1	4	5	4
MODIFY DECREE	2	27		29		28	28	1
FOREIGN DECREE	39	22		61			0	61
CONTEMPT ONLY	10	221		231		204	204	27
TOTAL	56	407	0	463	1	363	364	99

Mental Health Hearings: Criminal: 0 Civil: 9

SUPERIOR COURT



YUMA COUNTY COURTHOUSE, 1927-Present

PERSONNEL SUMMARY

POSITIONS	COURT		CLERK'S OFFICE		ADULT PROBATION		JUVENILE PROBATION		TOTAL	
	F.T.	P.T.	F.T.	P.T.	F.T.	P.T.	F.T.	P.T.	F.T.	P.T.
Judge	3								3	
Court Commissioner/Referee										
Clerk of Court			1						1	
Bailiff	3								3	
Court Reporter	3								3	
Probation Officer					3		3		6	
Probation Admin. Staff					1		2		3	
Probation Services Support							9	2	9	2
Court Admin. & Clerk Admin.			2						2	
Court Support & Clerk Support			2		1				3	
Secretary/Clerical	3		5	1	2		4		14	1
Library Staff	1								1	
Custodial Support							2		2	
TOTAL	13		10	1	7		20	2	50	3

NOTE: F.T. designates full-time positions and P.T. designates part-time positions.

SUPERIOR COURT

YUMA COUNTY

FINANCIAL INFORMATION

1980-81 EXPENDITURES

CATEGORIES	COURT	CLERK'S OFFICE	JUVENILE PROBATION	ADULT PROBATION	TOTAL
DIRECT:					
Personal Services	\$ 256,984	\$ 121,486	\$ 240,306	\$ 85,399	\$ 704,175
Fringe Benefits			48,099		48,099
Operating Expenses	8,834	23,717	57,049	12,054	101,654
Travel & Transportation	887	302	8,239	2,835	12,263
Professional Services	463,947		11,025		474,972
Capital Expenses	4,153	5,866	13,168		23,187
SUB-TOTAL I	\$ 734,805	\$ 151,371	\$ 377,886	\$ 100,288	\$ 1,364,350
INDIRECT:					
Fringe Benefits	\$ 34,386				\$ 34,386
Support Services	59,289				59,289
Federal Funds		\$ 11,276			11,276
State Funds					
SUB-TOTAL II	\$ 93,675	\$ 11,276			\$ 104,951
TOTAL	\$ 828,480	\$ 162,647	\$ 377,886	\$ 100,288	\$ 1,469,301

1981-82 BUDGET

CATEGORIES	COURT	CLERK'S OFFICE	JUVENILE PROBATION	ADULT PROBATION	TOTAL
DIRECT:					
Personal Services	\$ 274,110	\$ 129,396	\$ 262,044	\$ 90,312	\$ 755,862
Fringe Benefits	34,502	25,578	54,983	17,529	132,592
Operating Expenses	40,130	26,368	53,915	12,312	132,725
Travel & Transportation	1,000	300	8,000	2,500	11,800
Professional Services	340,000		14,000		354,000
Capital Expenses		2,809	2,000		4,809
SUB-TOTAL I	\$ 689,742	\$ 184,451	\$ 394,942	\$ 122,653	\$ 1,391,788
INDIRECT:					
Fringe Benefits					
Support Services	\$ 40,000				\$ 40,000
Federal Funds				\$ 19,049	19,049
State Funds					
SUB-TOTAL II	\$ 40,000			\$ 19,049	\$ 59,049
TOTAL	\$ 729,742	\$ 184,451	\$ 394,942	\$ 141,702	\$ 1,450,837

SUPERIOR COURT

YUMA COUNTY - 1981

CRIMINAL STATISTICS				LOWER COURT APPEALS				TOTAL
STATISTICS REPRESENT NO. OF DEFENDANTS	FELONY	MISDEMEANOR	UNCLASSIFIED	TRIAL DE NOVO		ON THE RECORD		
				JUSTICE COURT	CITY COURT	JUSTICE COURT	CITY COURT	
BEGINNING PENDING	376 *	8 *	0 *	44	16	0	0	444
FILINGS	593	2	11	54	39			699
CASES TRANSFERRED IN								
SUB-TOTAL	969	10	11	98	55	0	0	1,143
TERMINATIONS BY:								
TRANSFER OUT				14	8			22
DISMISSED MOT. PROS.	141			5	1			147
OTHER DISMISSALS	12	1	1	7	3			24
OTHERWISE REMOVED	3		10	9	2			24
WITH PLEA	351	1						352
COURT TRIAL IN PROCESS				1				1
PLEA								
OTHER								0
COURT TRIAL	2			5	3			10
JURY TRIAL IN PROCESS								0
PLEA								0
OTHER								0
JURY TRIAL	42							42
AFFIRMED								0
REVERSED								0
TOTAL TERMINATIONS	551	2	11	41	17	0	0	622
ENDING PENDING	418 **	8 **	0 **	57	38	0	0	521

	*BEGINNING PENDING:		**ENDING PENDING:	
	Less than 150 days	150 days & over	Less than 150 days	150 days & over
Felony	139	237	161	257
Misdemeanor	1	7	7	1
Unclassified	0	0	0	0

**Includes 273 Defendants in Inactive Cases, e.g., Outstanding Warrants, Unopened Grand Jury Indictments, Deferred Prosecutions, etc.

COURT SENTENCING STATISTICS	SENTENCED TO:		PROBATION:		FINE IMPOSED ONLY	OTHER DISPOSITIONS	TOTAL
	ARIZONA STATE PRISON	COUNTY JAIL	WITH CONFINEMENT	WITHOUT CONFINEMENT			
FELONY	119	10	66	165	1		361
MISDEMEANOR			1	14	2		17
UNCLASSIFIED							0
REVOKED PROBATION	23	8					31
TOTAL	142	18	67	179	3	0	409

SUPERIOR COURT

YUMA COUNTY - 1981

NON-CRIMINAL STATISTICS	CIVIL	DOMESTIC RELATIONS	RECIPROCAL SUPPORT	PROBATE	ADOPTION	JUVENILE DEPENDENCY	TOTAL
BEGINNING PENDING	659 *	572	636	1,143	156	61	3,227
FILINGS	685	1,036	311	325	100	68	2,525
CASES TRANSFERRED IN							
SUB-TOTAL	1,344	1,608	947	1,468	256	129	5,752
TERMINATIONS BY:							
TRANSFER OUT	4	1					5
DEFAULT HEARING	94	581					675
ARBITRATION							0
MEDICAL MALPRACTICE PANELS							0
OTHERWISE REMOVED	378	174	179	246	55	46	1,078
DISMISSED NON-PROSECUTION	156	167					323
COURT TRIAL-IN PROCESS		1					1
COURT TRIAL	55	89					144
JURY TRIAL-IN PROCESS	2						2
JURY TRIAL	21						21
TOTAL TERMINATIONS	710	1,013	179	246	55	46	2,249
ENDING PENDING	634 **	595	768	1,222	201	83	3,503

CIVIL	*BEGINNING PENDING:	**ENDING PENDING:
Under 18 months	598	553
18 months & over	61	81

DOMESTIC VIOLENCE: Petitions for Order of Protection Filed: 14 Requests for Hearing: 3

PETITIONS AND ORDERS TO SHOW CAUSE	BEGIN. PENDING	FILED	TRANS. IN	SUB-TOTAL	TRANS. OUT	TERMINATED	TOTAL TERM.	ENDING PENDING
PRE-JUDGMENT:								
TEMPORARY ORDERS	4	54		58		54	54	4
CONTEMPT ONLY	0	6		6		6	6	0
OTHER	0	2		2		2	2	0
POST JUDGMENT:								
POST CONVICTION RELIEF	0	10		10	1	9	10	0
MODIFY DECREE	7	22		29		26	26	3
FOREIGN DECREE	0			0			0	0
CONTEMPT ONLY	2	4		6		6	6	0
TOTAL	13	98	0	111	1	103	104	7

Mental Health Hearings: Criminal: 8 Civil: 69

Superior Court Probation

Preceding page blank

SUPERIOR COURT PROBATION INDEX

	Page
GENERAL INTRODUCTION.....	103
STATEWIDE ADULT PROBATION INFORMATION	
1981 Adult Probation Activity.....	106
Disposition of Adult Offenders Referred to Probation Departments.....	106
Offense and Age Characteristics of Probationers Revoked from Probation Without Reinstatement.....	107
Public Work Service Hours and Monies Collected From Adult Probationers.....	107
STATEWIDE JUVENILE PROBATION INFORMATION	
Juvenile Referrals.....	108
Juveniles Held in Detention Facilities.....	108
Disposition of Adjudicated Juveniles—By Offense.....	109
Disposition of Adjudicated Juveniles—By Sex and Age.....	109
Juvenile Delinquency Petitions.....	109
Juvenile Probation Activity—By County.....	110
Juvenile Predisposition Reports and Collections—By County.....	110
INDIVIDUAL PROBATION DEPARTMENT INFORMATION	
Apache County.....	112
Cochise County.....	114
Coconino County.....	116
Gila County.....	118
Graham County.....	120
Greenlee County.....	122
Maricopa County.....	124
Mohave County.....	126
Navajo County.....	128
Pima County.....	130
Pinal County.....	132
Santa Cruz County.....	134
Yavapai County.....	136
Yuma County.....	138

Superior Court Probation

The information contained in this section of the annual report is based on monthly reports submitted by superior court probation departments to the Arizona Supreme Court. Adult and juvenile probation statistics are provided on an individual court basis.

During 1981, a total of 18,838 adults were supervised by probation departments. Each year a greater percentage of these individuals are being required to provide financial assessments or public work service as a condition of probation. During 1981 in excess of \$2,187,000 was provided to the community in restitution, reimbursement fines, and fees. This figure includes \$51,678 in probation fees provided by offenders placed on probation after July 25, 1981 pursuant to A.R.S. §13-901. Even when the probation fees are deducted from the total figure, there is a 36.7% increase over the amount of restitution, reimbursement, and fines collected during the previous year. In addition, 56,499 hours of public work service were provided by probationers, an increase of 46.3% over the 1980 figure. Only 4.4% of the total probationers supervised during the year had all grants of probation revoked.

PROBATION ACTIVITY, 1981

Adult

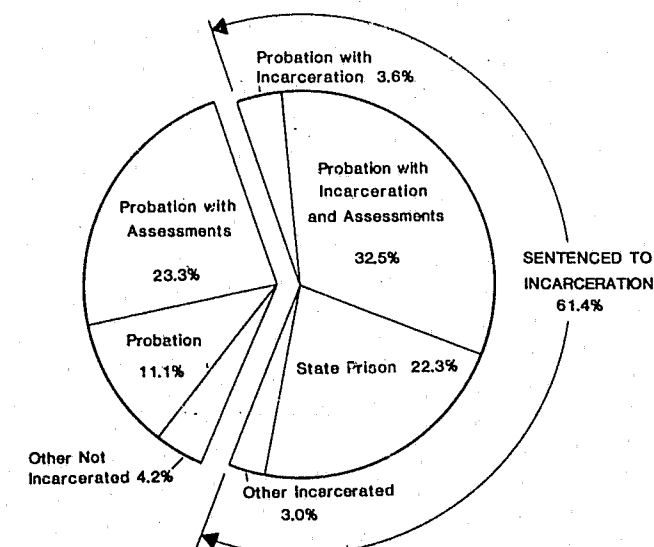
During 1981, a total of 9,932 adults were referred to probation departments for presentence contact. This represents a 20.8% increase over the 8,219 offenders referred during 1980. A similar increase, 19%, occurred in the number of new offenders placed on supervised probation by the superior court, 5,888 in 1980 and 7,009 in 1981. The most dramatic increases in the latter category occurred in Santa Cruz (267%), Gila (50%), and Maricopa (34%) Superior Courts.

Sentencing statistics are provided to the Supreme Court by both the probation department and the superior court in each county. These two sets of figures do not coincide. Some of the variance is related to the fact that the probation department keeps sentencing statistics only on those individuals who are referred to the probation department prior to sentencing. Since not all defendants who are sentenced by the superior court are referred to the probation department prior to sentencing, the number of offenders actually sentenced may be greater than the number reported by the probation department. Another factor contributing to the variance may be the inability of the reporting entities to count the dispositions in accordance with Supreme Court instructions. The latter situation will be addressed during 1982.

As illustrated in the pie chart, 61.4% of those offenders referred to the probation department prior to sentencing during 1981 received a sentence requiring incarceration. This is an increase of almost 13% over the previous year. Some 36% of these individuals were incarcerated as a condition of probation.

The state prison portion of the pie chart reflects 2,205 adult offenders who were sent to prison and six individuals sentenced to death.

**SENTENCES OF ADULTS
REFERRED TO PROBATION DEPARTMENTS
PRIOR TO SENTENCING**

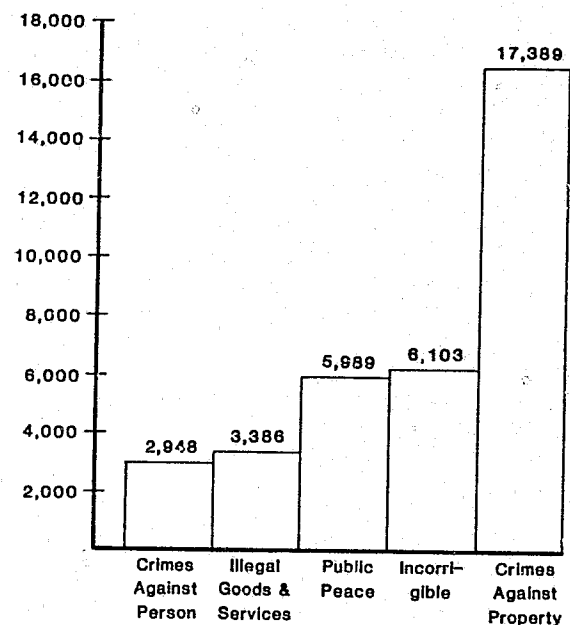


It should be noted that the Pima County Adult Probation Department provides probation services on a contractual basis to the Tucson Municipal Court and limited services to the Pima County Consolidated Justice Courts. On December 31, 1981, this lower court probation caseload consisted of 799 persons. A total of 217 presentence reports were provided to the municipal and justice courts during 1981. Since the Pima County Adult Probation Department is the only department in the state which reports statistical information for the municipal and justice courts, this information has not been included in the statistical charts.

Juvenile

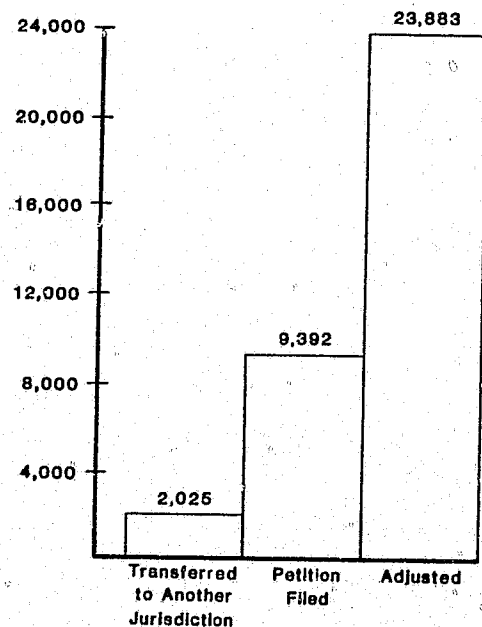
During 1981 the juvenile probation department received a total of 35,815 referrals on juveniles alleged to be delinquent or incorrigible. This 1981 total does not include referrals for minor traffic offenses. The first bar chart shows that most juvenile referrals (49%) were for crimes against property.

JUVENILE REFERRALS FILED LISTED BY MOST SERIOUS OFFENSE



The second bar chart reflects action taken on the 35,300 referrals processed by the juvenile court during the year. The majority of the referrals, 67.7%, were adjusted by the court. When a case is adjusted, counseling and other support services are often provided to the juveniles and their parents through the probation department. Of the remaining cases, 26.6% resulted in a petition being filed, and 5.7% were transferred to another court.

ACTION ON JUVENILE REFERRALS DURING 1981



As a result of the referrals which ended in petitions being filed, 5,706 children received one of the following dispositions from the court: probation (46%); probation with a special condition that monetary restitution be provided (12%); continuation on an existing grant of probation (17%); commitment to the State Department of Corrections (11%); or a disposition that did not involve probation or confinement (14%).

On December 31, 1981, the juvenile probation departments in the state were supervising 3,365 juveniles on probation to the court. Based on the figures reported, this is a reduction of 2.2% (75 juveniles) between January 1, 1981 and December 31, 1981.

During 1981, 6,575 juveniles were admitted to detention for an alleged delinquent act; of these, approximately 15% (980) were held for 11 days or more prior to their adjudication. Also during 1981, 1,761 juveniles were admitted to detention for an alleged incorrigible act, and 4% (77) of these juveniles were held for 11 days or more prior to adjudication.

Juveniles supervised by probation departments during 1981 provided \$242,582 in restitution, reimbursement, and penalties. This is a 23.4% increase over the amount collected during 1980. The number of hours of public work service provided by juveniles increased by 56.7%, rising from 18,825 hours in 1980 to 29,499 hours in 1981.

DEFINITION OF TERMS

Adult

SUPERVISED PROBATION - A grant of probation provided pursuant to the provisions of A.R.S. §13-901 which results in the offender being supervised by the probation department.

PRESENTENCE REPORT - Written report prepared by a probation officer and submitted to the court as a sentencing aid.

EARLY TERMINATION - Termination from probation prior to the original date set by the court.

FULL-TERM DISCHARGE - Termination from probation on the date originally set by the court.

REVOKED - Termination of probation upon a finding that a condition of probation was violated; the offender's sentence may be imposed or a new grant of probation may be provided.

COURTESY SUPERVISION - Supervision of offenders on an in-county basis as a courtesy to another county's probation department.

ASSESSMENTS - Restitution, reimbursement, fines, probation fees and/or public work service ordered by the court.

Juvenile

REFERRAL - A written notice of an alleged delinquent or incorrigible act or acts committed by a juvenile and filed with the juvenile court.

DELINQUENT ACT - An act committed by a child which if committed by an adult would be a criminal offense.

INCORRIGIBLE ACT - An act committed by a child which is only an offense when committed by a minor; this includes certain liquor law violations not considered to be delinquent acts.

ADJUSTMENT - The handling of a juvenile referral or complaint in a manner which eliminates the necessity of filing a petition.

TRANSFER TO ANOTHER JURISDICTION - Referrals or petitions which have been transferred to another jurisdiction for adjustment adjudication, or disposition pursuant to the provisions of Rule 12, Supreme Court Rules of Procedure for the Juvenile Court.

PETITION - The formal initiation of court action to determine if a juvenile is delinquent or incorrigible as defined in Rule 4, Supreme Court Rules of Procedure for the Juvenile Court.

DISMISSAL - Petitions dismissed prior to and during the adjudication process.

ADJUDICATION - A process through which the court determines whether the allegations contained in a petition are true.

DISPOSITION - Court imposition of the appropriate placement or penalty on a juvenile found to be delinquent or incorrigible.

PREDISPOSITION REPORT - Sociological report prepared by the juvenile probation department subsequent to a finding that a juvenile is either delinquent or incorrigible.

TERMINATED WITHOUT SERVICES - The disposition entered when a finding has been made that a juvenile is delinquent or incorrigible but the court determines that placement or penalty is not appropriate.

SUPERIOR COURT PROBATION

STATEWIDE SUMMARY
1981 ADULT PROBATION ACTIVITY

	OFFENSE		
	FELONY	MISDE-MEANOR	TOTAL
OFFENDERS SUPERVISED BY PROBATION DEPARTMENTS ON JANUARY 1, 1981*	10,412	1,417	11,829
NEW OFFENDERS PLACED ON PROBATION	6,009	1,000	7,009
SUB-TOTAL I	16,421	2,417	18,838
OFFENDERS TERMINATED FROM PROBATION BY:			
COMPLETING FULL TERM	1,199	481	1,680
EARLY TERMINATION	2,436	459	2,895
REVOCAION WITHOUT REINSTATEMENT	773	58	831
SUB-TOTAL II	4,408	998	5,406
OFFENDERS SUPERVISED BY PROBATION DEPARTMENTS ON DECEMBER 31, 1981	12,013	1,419	13,432

	OFFENDERS SUPERVISED BY PROBATION DEPARTMENTS	
	JAN. 1, 1981	DEC. 31, 1981
IN COUNTY	8,987	10,547
OUT OF COUNTY	1,020	1,050
OUT OF STATE	1,822	1,835
TOTAL	11,829	13,432

OFFENDERS SUPERVISED IN COUNTY AS A COURTESY TO ANOTHER COUNTY PROBATION DEPARTMENT ON DECEMBER 31, 1981	291
--	-----

PRESENTENCE REPORTS COMPLETED AND FILED	8,859
---	-------

*Reflects an inventory adjustment in Gila County which required the removal of 140 probationers who were reported in the December 31, 1980 figure.

DISPOSITION OF ADULT OFFENDERS REFERRED TO PROBATION DEPARTMENTS

	AGE		TYPE OF OFFENSE				LEVEL OF OFFENSE		TOTAL
	25 OR UNDER	26 OR OVER	PERSON	PROP-ERTY	ILLEGAL GOODS/SERVICE	PUBLIC PEACE	FELONY	MISDE-MEANOR	
PROBATION ONLY	503	605	328	496	216	68	902	206	1,108
PROBATION INCLUDING RESTITUTION, REIMBURSEMENT, FINES, FEES, OR PUBLIC WORK SERVICE	1,294	1,017	388	1,262	525	136	1,912	399	2,311
PROBATION INCLUDING INCARCERATION	192	168	107	152	67	34	324	36	360
PROBATION INCLUDING INCARCERATION AND RESTITUTION, REIMBURSEMENT, FINES, FEES, OR PUBLIC WORK SERVICE HOURS	1,964	1,263	672	1,861	568	126	2,874	353	3,227
UNSUPERVISED PROBATION	54	35	19	53	9	8	43	46	89
COUNTY JAIL	128	127	61	129	34	31	37	218	255
RESTITUTION, REIMBURSEMENT, FINES, OR PUBLIC WORK SERVICE HOURS	157	172	36	107	157	29	42	287	329
COUNTY JAIL COMBINED WITH RESTITUTION, REIMBURSEMENT, FINES, OR PUBLIC WORK SERVICE	19	23	1	12	15	14	4	38	42
PRISON	1,052	1,153	821	1,056	201	127	2,204	1	2,205
DEATH	2	4	6				6		6
TOTAL	5,365	4,567	2,439	5,128	1,792	573	8,348	1,584	9,932

SUPERIOR COURT PROBATION

OFFENSE AND AGE CHARACTERISTICS OF PROBATIONERS REVOKED FROM PROBATION WITHOUT REINSTATEMENT

	AGE		ORIGINAL OFFENSE					
	25 OR UNDER	26 OR OVER	FELONY	MISDE-MEANOR	PERSON CRIME	PROPERTY CRIME	ILLEGAL GOODS OR SERVICES	PUBLIC PEACE CRIME
PROBATIONERS REVOKED, SENTENCED TO PRISON	458	271	727	2	178	451	81	19
PROBATIONERS REVOKED, SENTENCED TO COUNTY JAIL	83	47	81	49	32	85	4	9

PUBLIC WORK SERVICE HOURS AND MONIES COLLECTED FROM ADULT PROBATIONERS

COUNTY	MONIES COLLECTED					PUBLIC WORK SERVICE HOURS
	RESTITUTION	REIMBURSEMENT	FINES	PROBATION FEES	TOTAL	
APACHE	\$ 15,082	\$ 1,659	\$ 12,474	\$ 2,321	\$ 31,536	
COCHISE	25,182	8,315	46,310	1,004	80,811	524
COCONINO	40,131	14,573	19,644	1,175	75,523	
GILA	26,891	17,913	59,181	755	104,740	2,404.5
GRAHAM	6,579	150	9,016	15	15,760	
GREENLEE	8,709	275	2,924	45	11,953	166
MARICOPA	713,573	141,102	313,093	36,558	1,204,326	52,082
MOHAVE	40,098	16,906	40,371	675	98,050	88.5
NAVAJO	37,861	33,312	57,361	78	128,612	
PIMA	157,881	30,148	58,642	3,830	250,501	
PINAL	13,582	14,190	10,113		45,885	292
SANTA CRUZ	3,545	2,065	6,935	345	12,890	705
YAVAPAI	30,707	14,381	13,548	3,809	62,445	237
YUMA	29,830	3,734	29,512	1,068	64,144	
TOTAL	\$ 1,149,651	\$ 298,723	\$ 687,124	\$ 51,678	\$ 2,187,176	56,499

SUPERIOR COURT PROBATION

STATEWIDE SUMMARY

JUVENILE REFERRALS

	SEX		AGE				MOST SERIOUS OFFENSE ALLEGED IN REFERRAL				
	MALE	FEMALE	8-11	12-15	16	17	AGAINST PERSON	AGAINST PROPERTY	ILLEGAL GOODS OR SERVICES	PUBLIC PEACE	INCORRIGIBLE
REFERRALS PENDING JANUARY 1, 1981*	3,235	797	227	2,004	981	820	372	2,162	459	597	442
REFERRALS FILED THIS YEAR	27,772	8,043	2,003	16,511	8,391	8,910	2,948	17,389	3,386	5,989	6,103
SUB-TOTAL I	31,007	8,840	2,230	18,515	9,372	9,730	3,320	19,551	3,845	6,586	6,545
REFERRALS ENDING IN ADJUSTMENT	17,779	6,104	1,654	11,283	5,408	5,538	1,431	11,028	2,470	4,260	4,694
REFERRALS ENDING IN A PETITION BEING FILED	8,158	1,234	209	4,426	2,561	2,196	1,406	5,140	609	1,367	870
REFERRALS TRANSFERRED TO ANOTHER JURISDICTION	1,514	511	30	534	404	1,057	135	883	267	329	411
SUB-TOTAL II	27,451	7,849	1,893	16,243	8,373	8,791	2,972	17,051	3,346	5,956	5,975
REFERRALS PENDING DECEMBER 31, 1981	3,556	991	337	2,272	999	939	348	2,500	499	630	570

*Figures do not coincide with those reported for December 31, 1980 due to inventory adjustments at the Maricopa Juvenile Court.

JUVENILES HELD IN DETENTION FACILITIES

COUNTY	TOTAL ADMITTED TO DETENTION		HELD 11 DAYS OR MORE PREADJUDICATION	
	DELINQUENT	INCORRIGIBLE	DELINQUENT	INCORRIGIBLE
APACHE	88	60	1	1
COCHISE	209	49	47	5
COCONINO	365	216	41	2
GILA	226	92	37	4
GRAHAM	65	21	2	
GREENLEE	22	2		
MARICOPA	2,572	212	357	9
MOHAVE	196	44	24	
NAVAJO	211	237	39	8
PIMA	1,513	361	296	38
PINAL	233	68	41	2
SANTA CRUZ	228		39	
YAVAPAI	208	102	11	1
YUMA	439	297	45	7
TOTAL	6,575	1,761	980	77

SUPERIOR COURT PROBATION

DISPOSITION OF ADJUDICATED JUVENILES LISTED BY OFFENSE

	AGAINST PERSON	AGAINST PROPERTY	ILLEGAL GOODS OR SERVICES	PUBLIC PEACE	INCORRIGIBLE	TOTAL
PROBATION	431	1,605	193	235	164	2,628
PROBATION WITH RESTITUTION	81	557	10	25	2	675
CONTINUED ON PROBATION	112	421	82	253	78	946
COMMITTED TO STATE DEPARTMENT OF CORRECTIONS	162	352	21	113	2	650
PUBLIC WORK SERVICE, RESTITUTION OR PENALTY	55	183	32	47	87	404
TERMINATED WITHOUT SERVICES	65	204	14	59	61	403
TOTAL	906	3,322	352	732	394	5,706

DISPOSITION OF ADJUDICATED JUVENILES LISTED BY SEX AND AGE

	SEX		AGE						
	MALE	FEMALE	8-11	12	13	14	15	16	17
PROBATION	2,239	389	74	104	225	463	617	735	410
PROBATION WITH RESTITUTION	629	46	5	16	43	107	148	192	164
CONTINUED ON PROBATION	836	110	10	22	49	132	253	280	200
COMMITTED TO STATE DEPARTMENT OF CORRECTIONS	593	57	1	12	35	96	177	195	134
PUBLIC WORK SERVICE, RESTITUTION OR PENALTY	352	52	6	4	17	29	65	90	193
TERMINATED WITHOUT SERVICES	318	85	26	16	28	49	61	78	145
TOTAL	4,967	739	122	174	397	876	1,321	1,570	1,246

JUVENILE DELINQUENCY PETITIONS

COUNTY	PETITIONS PENDING JANUARY 1, 1981	FILED THIS YEAR	SUB-TOTAL	PETITIONS TERMINATED	PETITIONS PENDING DECEMBER 31, 1981
APACHE	2	93	95	95	0
COCHISE	52	159	211	170	41
COCONINO	17	332	349	319	30
GILA	48	95	143	91	52
GRAHAM	15	107	122	112	10
GREENLEE	0	61	61	56	5
MARICOPA	1,439*	3,786	5,225	4,250	975
MOHAVE	37	141	178	140	38
NAVAJO	37	187	224	194	30
PIMA	293	1,508	1,801	1,580	221
PINAL	43	276	319	267	52
SANTA CRUZ	60	174	234	175	59
YAVAPAI	28	124	152	125	27
YUMA	18	294	312	277	35
TOTAL	2,089*	7,337	9,426	7,851	1,575

*Figure does not coincide with that reported for December 31, 1980 due to inventory adjustments in Maricopa County.

SUPERIOR COURT PROBATION

JUVENILE PROBATION ACTIVITY - BY COUNTY

	APACHE	COCHISE	COCONINO	GILA	GRAHAM	GREENLEE	MARICOPA
ON PROBATION, JANUARY 1, 1981	59	120	103	129	48	11	1,645**
PLACED ON PROBATION	60	98	171	62	47	36	1,604
SUB-TOTAL I	119	218	274	191	95	47	3,249
TERMINATED FROM PROBATION	58	81	162	61	71	16	1,225
REVOKED, COMMITTED TO SDOC*	1	14	4	1	2		286
SUB-TOTAL II	59	95	166	62	73	16	1,511
ON PROBATION, DECEMBER 31, 1981	60	123	108	129	22	31	1,738

	MOHAVE	NAVAJO	PIMA	PINAL	SANTA CRUZ	YAVAPAI	YUMA	TOTAL
ON PROBATION, JANUARY 1, 1981	130	164	523	84	239	32	153	3,440**
PLACED ON PROBATION	61	114	709	88	106	37	127	3,320
SUB-TOTAL I	191	278	1,232	172	345	69	280	6,760
TERMINATED FROM PROBATION	102	122	637	83	207	31	108	2,964
REVOKED, COMMITTED TO SDOC*	8	8	87	5	6	1	8	431
SUB-TOTAL II	110	130	724	88	213	32	116	3,395
ON PROBATION, DECEMBER 31, 1981	81	148	508	84	132	37	164	3,365

*SDOC refers to State Department of Corrections.

**Figure does not coincide with that reported for December 31, 1980 due to inventory adjustments in Maricopa County.

JUVENILE PREDISPOSITION REPORTS AND COLLECTIONS - BY COUNTY

	APACHE	COCHISE	COCONINO	GILA	GRAHAM	GREENLEE	MARICOPA
PREDISPOSITION REPORTS	128	126	46	42	16	15	3,101
RESTITUTION, REIMBURSEMENT, OR PENALTY COLLECTED (\$)	\$1,603	7,753	9,620	5,462	7,029	4,920	55,734
PUBLIC WORK SERVICE HOURS COMPLETED	195	0	1,335	100	0	4	5,255

	MOHAVE	NAVAJO	PIMA	PINAL	SANTA CRUZ	YAVAPAI	YUMA	TOTAL
PREDISPOSITION REPORTS	77	21	966	118	10	20	27	4,713
RESTITUTION, REIMBURSEMENT, OR PENALTY COLLECTED (\$)	\$25,471	11,315	51,467	11,287	6,092	9,606	35,223	\$242,582
PUBLIC WORK SERVICE HOURS COMPLETED	32	231	21,274	341	0	732	0	29,499

SUPERIOR COURT PROBATION

APACHE COUNTY
1981 ADULT PROBATION ACTIVITY

	OFFENSE		
	FELONY	MISDE-MEANOR	TOTAL
OFFENDERS SUPERVISED BY PROBATION DEPARTMENTS ON JANUARY 1, 1981	85	3	88
NEW OFFENDERS PLACED ON PROBATION	28	16	44
SUB-TOTAL I	113	19	132
OFFENDERS TERMINATED FROM PROBATION BY:			
COMPLETING FULL TERM	22	2	24
EARLY TERMINATION	8	8	16
REVOCATION WITHOUT REINSTATEMENT	3		3
SUB-TOTAL II	33	10	43
OFFENDERS SUPERVISED BY PROBATION DEPARTMENTS ON DECEMBER 31, 1981	80	9	89

	OFFENDERS SUPERVISED BY PROBATION DEPARTMENTS	
	JAN. 1, 1981	DEC. 31, 1981
IN COUNTY	32	35
OUT OF COUNTY	27	24
OUT OF STATE	29	30
TOTAL	88	89

OFFENDERS SUPERVISED IN COUNTY AS A COURTESY TO ANOTHER COUNTY PROBATION DEPARTMENT ON DECEMBER 31, 1981	5
--	---

PRESENTENCE REPORTS COMPLETED AND FILED	37
---	----

DISPOSITION OF ADULT OFFENDERS REFERRED TO PROBATION DEPARTMENTS

	AGE		TYPE OF OFFENSE				LEVEL OF OFFENSE		TOTAL
	25 OR UNDER	26 OR OVER	PERSON	PROP-ERTY	ILLEGAL GOODS/SERVICE	PUBLIC PEACE	FELONY	MISDE-MEANOR	
PROBATION ONLY	9	4	2	6	4	1	8	5	13
PROBATION INCLUDING RESTITUTION, REIMBURSEMENT, FINES, FEES, OR PUBLIC WORK SERVICE	4	9	3	6	3	1	9	4	13
PROBATION INCLUDING INCARCERATION									0
PROBATION INCLUDING INCARCERATION AND RESTITUTION, REIMBURSEMENT, FINES, FEES, OR PUBLIC WORK SERVICE HOURS	15	3	10	6	1	1	11	7	18
UNSUPERVISED PROBATION									0
COUNTY JAIL									0
RESTITUTION, REIMBURSEMENT, FINES, OR PUBLIC WORK SERVICE HOURS									0
COUNTY JAIL COMBINED WITH RESTITUTION, REIMBURSEMENT, FINES, OR PUBLIC WORK SERVICE									0
PRISON	2		1	1			2		2
DEATH									0
TOTAL	30	16	16	19	8	3	30	16	46

SUPERIOR COURT PROBATION

APACHE COUNTY
JUVENILE REFERRALS

	SEX		AGE				MOST SERIOUS OFFENSE ALLEGED IN REFERRAL				
	MALE	FEMALE	8-11	12-15	16	17	AGAINST PERSON	AGAINST PROPERTY	ILLEGAL GOODS OR SERVICES	PUBLIC PEACE	INCOR-RIGIBLE
REFERRALS PENDING JANUARY 1, 1981	9	0	0	5	0	4	0	4	1	3	1
REFERRALS FILED THIS YEAR	228	71	26	99	87	87	16	106	19	37	121
SUB-TOTAL I	237	71	26	104	87	91	16	110	20	40	122
REFERRALS ENDING IN ADJUSTMENT	104	40	20	52	28	44	6	50	6	17	65
REFERRALS ENDING IN A PETITION BEING FILED	115	29	5	46	56	37	9	56	11	19	49
REFERRALS TRANS-FERRED TO ANOTHER JURISDICTION	12	1		4	3	6	1		3	4	5
SUB-TOTAL II	231	70	25	102	87	87	16	106	20	40	119
REFERRALS PENDING DECEMBER 31, 1981	6	1	1	2	0	4	0	4	0	0	3

DISPOSITION OF ADJUDICATED JUVENILES LISTED BY OFFENSE

	AGAINST PERSON	AGAINST PROPERTY	ILLEGAL GOODS OR SERVICES	PUBLIC PEACE	INCORRIGIBLE	TOTAL
PROBATION	3	23	4	13	11	54
PROBATION WITH RESTITUTION		3	2			5
CONTINUED ON PROBATION	1	13	1	1	10	26
COMMITTED TO STATE DEPARTMENT OF CORRECTIONS		3			1	4
PUBLIC WORK SERVICE, RESTITUTION OR PENALTY	2	6		3	25	36
TERMINATED WITHOUT SERVICES	1	6		2	3	12
TOTAL	7	54	7	19	50	137

JUVENILE PROBATION ACTIVITY REPORT

	PROBATIONERS 1ST OF YEAR	PROBATIONERS ADDED THIS YEAR	SUB-TOTAL I	TERMINATION	REVOKED-SDOC*	SUB-TOTAL II	TOTAL PROBATIONERS END OF YEAR
MALE	44	45	89	45		45	44
FEMALE	15	15	30	13	1	14	16
TOTAL	59	60	119	58	1	59	60

*SDOC refers to State Department of Corrections.

SUPERIOR COURT PROBATION

COCHISE COUNTY
1981 ADULT PROBATION ACTIVITY

	OFFENSE		
	FELONY	MISDE-MEANOR	TOTAL
OFFENDERS SUPERVISED BY PROBATION DEPARTMENTS ON JANUARY 1, 1981	380	60	440
NEW OFFENDERS PLACED ON PROBATION	118	19	137
SUB-TOTAL I	498	79	577
OFFENDERS TERMINATED FROM PROBATION BY:			
COMPLETING FULL TERM	68	24	92
EARLY TERMINATION	27	3	30
REVOICATION WITHOUT REINSTATEMENT	13	1	14
SUB-TOTAL II	108	28	136
OFFENDERS SUPERVISED BY PROBATION DEPARTMENTS ON DECEMBER 31, 1981	390	51	441

	OFFENDERS SUPERVISED BY PROBATION DEPARTMENTS	
	JAN. 1, 1981	DEC. 31, 1981
IN COUNTY	230	239
OUT OF COUNTY	83	77
OUT OF STATE	127	125
TOTAL	440	441

OFFENDERS SUPERVISED IN COUNTY AS A COURTESY TO ANOTHER COUNTY PROBATION DEPARTMENT ON DECEMBER 31, 1981	24
--	----

PRESENTENCE REPORTS COMPLETED AND FILED	170
---	-----

DISPOSITION OF ADULT OFFENDERS REFERRED TO PROBATION DEPARTMENTS

	AGE		TYPE OF OFFENSE				LEVEL OF OFFENSE		TOTAL
	25 OR UNDER	26 OR OVER	PERSON	PROP-ERTY	ILLEGAL GOODS/SERVICE	PUBLIC PEACE	FELONY	MISDE-MEANOR	
PROBATION ONLY	8	4	1	5	2	4	11	1	12
PROBATION INCLUDING RESTITUTION, REIMBURSEMENT, FINES, FEES, OR PUBLIC WORK SERVICE	55	50	22	32	35	16	88	17	105
PROBATION INCLUDING INCARCERATION	2	1	1	1		1	1	2	3
PROBATION INCLUDING INCARCERATION AND RESTITUTION, REIMBURSEMENT, FINES, FEES, OR PUBLIC WORK SERVICE HOURS	13	5	2	14		2	18		18
UNSUPERVISED PROBATION	1	1	1	1			1	1	2
COUNTY JAIL		1				1		1	1
RESTITUTION, REIMBURSEMENT, FINES, OR PUBLIC WORK SERVICE HOURS									0
COUNTY JAIL COMBINED WITH RESTITUTION, REIMBURSEMENT, FINES, OR PUBLIC WORK SERVICE									0
PRISON	22	11	12	13	2	6	33		33
DEATH									0
TOTAL	101	73	39	66	39	30	152	22	174

SUPERIOR COURT PROBATION

COCHISE COUNTY
JUVENILE REFERRALS

	SEX		AGE				MOST SERIOUS OFFENSE ALLEGED IN REFERRAL				
	MALE	FEMALE	8-11	12-15	16	17	AGAINST PERSON	AGAINST PROPERTY	ILLEGAL GOODS OR SERVICES	PUBLIC PEACE	INCOR-RIGIBLE
REFERRALS PENDING JANUARY 1, 1981	35	6	1	25	8	7	11	13	6	3	8
REFERRALS FILED THIS YEAR	961	296	168	639	221	229	94	649	88	132	294
SUB-TOTAL I	996	302	169	664	229	236	105	662	94	135	302
REFERRALS ENDING IN ADJUSTMENT	822	267	163	565	177	184	72	545	67	122	283
REFERRALS ENDING IN A PETITION BEING FILED	145	30	6	77	49	43	26	100	21	11	17
REFERRALS TRANS-FERRED TO ANOTHER JURISDICTION	3				2	1	2			1	
SUB-TOTAL II	970	297	169	642	228	228	100	645	88	134	300
REFERRALS PENDING DECEMBER 31, 1981	26	5	0	22	1	8	5	17	6	1	2

DISPOSITION OF ADJUDICATED JUVENILES LISTED BY OFFENSE

	AGAINST PERSON	AGAINST PROPERTY	ILLEGAL GOODS OR SERVICES	PUBLIC PEACE	INCORRIGIBLE	TOTAL
PROBATION	11	43	8	3	9	74
PROBATION WITH RESTITUTION	2	23				25
CONTINUED ON PROBATION	1	5		5	3	14
COMMITTED TO STATE DEPARTMENT OF CORRECTIONS	4	10	1			15
PUBLIC WORK SERVICE, RESTITUTION OR PENALTY		2				2
TERMINATED WITHOUT SERVICES	4	10				14
TOTAL	22	93	9	8	12	144

JUVENILE PROBATION ACTIVITY REPORT

	PROBATIONERS 1ST OF YEAR	PROBATIONERS ADDED THIS YEAR	SUB-TOTAL I	TERMINATION	REVOKED-SDOC*	SUB-TOTAL II	TOTAL PROBATIONERS END OF YEAR
MALE	92	81	173	61	11	72	101
FEMALE	28	17	45	20	3	23	22
TOTAL	120	98	218	81	14	95	123

*SDOC refers to State Department of Corrections.

SUPERIOR COURT PROBATION

COCONINO COUNTY
1981 ADULT PROBATION ACTIVITY

	OFFENSE		
	FELONY	MISDEMEANOR	TOTAL
OFFENDERS SUPERVISED BY PROBATION DEPARTMENTS ON JANUARY 1, 1981	231	45	336
NEW OFFENDERS PLACED ON PROBATION	87	36	123
SUB-TOTAL I	378	81	459
OFFENDERS TERMINATED FROM PROBATION BY:			
COMPLETING FULL TERM	77	36	113
EARLY TERMINATION	26	7	33
REVOCATION WITHOUT REINSTATEMENT	11		11
SUB-TOTAL II	114	43	157
OFFENDERS SUPERVISED BY PROBATION DEPARTMENTS ON DECEMBER 31, 1981	264	38	302

	OFFENDERS SUPERVISED BY PROBATION DEPARTMENTS	
	JAN. 1, 1981	DEC. 31, 1981
IN COUNTY	164	156
OUT OF COUNTY	61	67
OUT OF STATE	111	79
TOTAL	336	302

OFFENDERS SUPERVISED IN COUNTY AS A COURTESY TO ANOTHER COUNTY PROBATION DEPARTMENT ON DECEMBER 31, 1981	13
--	----

PRESENTENCE REPORTS COMPLETED AND FILED	221
---	-----

DISPOSITION OF ADULT OFFENDERS REFERRED TO PROBATION DEPARTMENTS

	AGE		TYPE OF OFFENSE				LEVEL OF OFFENSE		TOTAL
	25 OR UNDER	26 OR OVER	PERSON	PROP-ERTY	ILLEGAL GOODS/SERVICE	PUBLIC PEACE	FELONY	MISDEMEANOR	
PROBATION ONLY	5	3	1	3	2	2	6	2	8
PROBATION INCLUDING RESTITUTION, REIMBURSEMENT, FINES, FEES, OR PUBLIC WORK SERVICE	28	23	9	19	19	4	27	24	51
PROBATION INCLUDING INCARCERATION	3	3	4	1	1		4	2	6
PROBATION INCLUDING INCARCERATION AND RESTITUTION, REIMBURSEMENT, FINES, FEES, OR PUBLIC WORK SERVICE HOURS	45	12	10	24	12	11	49	8	57
UNSUPERVISED PROBATION	1		1				1		1
COUNTY JAIL	4		3			1		4	4
RESTITUTION, REIMBURSEMENT, FINES, OR PUBLIC WORK SERVICE HOURS	7	4		7	4			11	11
COUNTY JAIL COMBINED WITH RESTITUTION, REIMBURSEMENT, FINES, OR PUBLIC WORK SERVICE									0
PRISON	29	27	22	31	1	2	56		56
DEATH									0
TOTAL	122	72	50	85	39	20	143	51	194

SUPERIOR COURT PROBATION

COCONINO COUNTY
JUVENILE REFERRALS

	SEX		AGE				MOST SERIOUS OFFENSE ALLEGED IN REFERRAL				
	MALE	FEMALE	8-11	12-15	16	17	AGAINST PERSON	AGAINST PROPERTY	ILLEGAL GOODS OR SERVICES	PUBLIC PEACE	INCORRIGIBLE
REFERRALS PENDING JANUARY 1, 1981	24	3	1	12	6	8	6	8	1	7	5
REFERRALS FILED THIS YEAR	1,129	386	86	623	369	437	82	621	84	214	514
SUB-TOTAL I	1,153	389	87	635	375	445	88	629	85	221	519
REFERRALS ENDING IN ADJUSTMENT	711	279	70	416	219	285	50	386	40	157	357
REFERRALS ENDING IN A PETITION BEING FILED	413	95	12	210	146	140	37	227	40	51	153
REFERRALS TRANSFERRED TO ANOTHER JURISDICTION	17	6	2	3	6	12		9	3	7	4
SUB-TOTAL II	1,141	380	84	629	371	437	87	622	83	215	514
REFERRALS PENDING DECEMBER 31, 1981	12	9	3	6	4	8	1	7	2	6	5

DISPOSITION OF ADJUDICATED JUVENILES LISTED BY OFFENSE

	AGAINST PERSON	AGAINST PROPERTY	ILLEGAL GOODS OR SERVICES	PUBLIC PEACE	INCORRIGIBLE	TOTAL
PROBATION	17	74	24	6	7	128
PROBATION WITH RESTITUTION	2	34	1	1		38
CONTINUED ON PROBATION	3	7	4	18	1	33
COMMITTED TO STATE DEPARTMENT OF CORRECTIONS		6				6
PUBLIC WORK SERVICE, RESTITUTION OR PENALTY		1	1	1	9	12
TERMINATED WITHOUT SERVICES		2	2		5	9
TOTAL	22	124	32	26	22	226

JUVENILE PROBATION ACTIVITY REPORT

	PROBATIONERS 1ST OF YEAR	PROBATIONERS ADDED THIS YEAR	SUB-TOTAL I	TERMINATION	REVOKED-SDOC*	SUB-TOTAL II	TOTAL PROBATIONERS END OF YEAR
MALE	88	151	239	140	4	144	95
FEMALE	15	20	35	22		22	13
TOTAL	103	171	274	162	4	166	108

*SDOC refers to State Department of Corrections.

SUPERIOR COURT PROBATION

GILA COUNTY
1981 ADULT PROBATION ACTIVITY

	OFFENSE		
	FELONY	MISDE-MEANOR	TOTAL
OFFENDERS SUPERVISED BY PROBATION DEPARTMENTS ON JANUARY 1, 1981*	126	78	204
NEW OFFENDERS PLACED ON PROBATION	100	60	160
SUB-TOTAL I	226	138	364
OFFENDERS TERMINATED FROM PROBATION BY:			
COMPLETING FULL TERM	16	20	36
EARLY TERMINATION	22	19	41
REVOCATION WITHOUT REINSTATEMENT	4	1	5
SUB-TOTAL II	42	40	82
OFFENDERS SUPERVISED BY PROBATION DEPARTMENTS ON DECEMBER 31, 1981	184	98	282

	OFFENDERS SUPERVISED BY PROBATION DEPARTMENTS	
	JAN. 1, 1981	DEC. 31, 1981
IN COUNTY	113	163
OUT OF COUNTY	53	92
OUT OF STATE	38	27
TOTAL	204	282

OFFENDERS SUPERVISED IN COUNTY AS A COURTESY TO ANOTHER COUNTY PROBATION DEPARTMENT ON DECEMBER 31, 1981	19
--	----

PRESENTENCE REPORTS COMPLETED AND FILED	182
---	-----

*Figures reflect an internal inventory adjustment which required the removal of 140 probationers who were reported in the December 31, 1980 figure.

DISPOSITION OF ADULT OFFENDERS REFERRED TO PROBATION DEPARTMENTS

	AGE		TYPE OF OFFENSE				LEVEL OF OFFENSE		TOTAL
	25 OR UNDER	26 OR OVER	PERSON	PROP-ERTY	ILLEGAL GOODS/SERVICE	PUBLIC PEACE	FELONY	MISDE-MEANOR	
PROBATION ONLY	5	1	1		4	1	2	4	6
PROBATION INCLUDING RESTITUTION, REIMBURSEMENT, FINES, FEES, OR PUBLIC WORK SERVICE	40	40	11	23	30	16	46	34	80
PROBATION INCLUDING INCARCERATION		2				2	2		2
PROBATION INCLUDING INCARCERATION AND RESTITUTION, REIMBURSEMENT, FINES, FEES, OR PUBLIC WORK SERVICE HOURS	57	15	9	29	23	11	50	22	72
UNSUPERVISED PROBATION	1				1			1	1
COUNTY JAIL	6	1	2	1		4	1	6	7
RESTITUTION, REIMBURSEMENT, FINES, OR PUBLIC WORK SERVICE HOURS	3	3			2	4		6	6
COUNTY JAIL COMBINED WITH RESTITUTION, REIMBURSEMENT, FINES, OR PUBLIC WORK SERVICE		3				3	2	1	3
PRISON	17	9	9	10	3	4	26		26
DEATH									0
TOTAL	129	74	32	63	63	45	129	74	203

SUPERIOR COURT PROBATION

GILA COUNTY
JUVENILE REFERRALS

	SEX		AGE				MOST SERIOUS OFFENSE ALLEGED IN REFERRAL				
	MALE	FEMALE	8-11	12-15	16	17	AGAINST PERSON	AGAINST PROPERTY	ILLEGAL GOODS OR SERVICES	PUBLIC PEACE	INCORRIGIBLE
REFERRALS PENDING JANUARY 1, 1981	159	30	15	88	45	41	73	107	23	15	31
REFERRALS FILED THIS YEAR	516	196	52	331	180	149	70	280	95	65	202
SUB-TOTAL I	675	226	67	419	225	190	83	387	118	80	233
REFERRALS ENDING IN ADJUSTMENT	329	148	45	216	106	110	39	198	43	38	159
REFERRALS ENDING IN A PETITION BEING FILED	110	20	3	48	44	35	25	59	10	10	26
REFERRALS TRANSFERRED TO ANOTHER JURISDICTION	43	17	1	27	13	19		16	22	6	16
SUB-TOTAL II	482	185	49	291	163	164	64	273	75	54	201
REFERRALS PENDING DECEMBER 31, 1981	193	41	18	128	62	26	19	114	43	26	32

DISPOSITION OF ADJUDICATED JUVENILES LISTED BY OFFENSE

	AGAINST PERSON	AGAINST PROPERTY	ILLEGAL GOODS OR SERVICES	PUBLIC PEACE	INCORRIGIBLE	TOTAL
PROBATION	6	17	2	6	6	37
PROBATION WITH RESTITUTION	2	16		3	1	22
CONTINUED ON PROBATION	3	6			9	18
COMMITTED TO STATE DEPARTMENT OF CORRECTIONS		1			1	2
PUBLIC WORK SERVICE, RESTITUTION OR PENALTY						0
TERMINATED WITHOUT SERVICES						0
TOTAL	11	40	2	9	17	79

JUVENILE PROBATION ACTIVITY REPORT

	PROBATIONERS 1ST OF YEAR	PROBATIONERS ADDED THIS YEAR	SUB-TOTAL I	TERMINATION	REVOKED-SDOC*	SUB-TOTAL II	TOTAL PROBATIONERS END OF YEAR
MALE	104	53	157	52	1	53	104
FEMALE	25	9	34	9		9	25
TOTAL	129	62	191	61	1	62	129

*SDOC refers to State Department of Corrections.

SUPERIOR COURT PROBATION

GRAHAM COUNTY

1981 ADULT PROBATION ACTIVITY

	OFFENSE		
	FELONY	MISDE-MEANOR	TOTAL
OFFENDERS SUPERVISED BY PROBATION DEPARTMENTS ON JANUARY 1, 1981	103	21	124
NEW OFFENDERS PLACED ON PROBATION	25	6	31
SUB-TOTAL I	128	27	155
OFFENDERS TERMINATED FROM PROBATION BY:			
COMPLETING FULL TERM	36	7	43
EARLY TERMINATION	9	3	12
REVOCATION WITHOUT REINSTATEMENT	3		3
SUB-TOTAL II	48	10	58
OFFENDERS SUPERVISED BY PROBATION DEPARTMENTS ON DECEMBER 31, 1981	80	17	97

	OFFENDERS SUPERVISED BY PROBATION DEPARTMENTS	
	JAN. 1, 1981	DEC. 31, 1981
IN COUNTY	61	58
OUT OF COUNTY	39	16
OUT OF STATE	24	23
TOTAL	124	97

OFFENDERS SUPERVISED IN COUNTY AS A COURTESY TO ANOTHER COUNTY PROBATION DEPARTMENT ON DECEMBER 31, 1981	4
--	---

PRESENTENCE REPORTS COMPLETED AND FILED	9
---	---

DISPOSITION OF ADULT OFFENDERS REFERRED TO PROBATION DEPARTMENTS

	AGE		TYPE OF OFFENSE				LEVEL OF OFFENSE		TOTAL
	25 OR UNDER	26 OR OVER	PERSON	PROP-ERTY	ILLEGAL GOODS/SERVICE	PUBLIC-PEACE	FELONY	MISDE-MEANOR	
PROBATION ONLY	5	2	2	4	1		7		7
PROBATION INCLUDING RESTITUTION, REIMBURSEMENT, FINES, FEES, OR PUBLIC WORK SERVICE	9	5	6	6	2		9	5	14
PROBATION INCLUDING INCARCERATION	1				1		1		1
PROBATION INCLUDING INCARCERATION AND RESTITUTION, REIMBURSEMENT, FINES, FEES, OR PUBLIC WORK SERVICE HOURS	5	4	1	3	1	4	8	1	9
UNSUPERVISED PROBATION									0
COUNTY JAIL									0
RESTITUTION, REIMBURSEMENT, FINES, OR PUBLIC WORK SERVICE HOURS									0
COUNTY JAIL COMBINED WITH RESTITUTION, REIMBURSEMENT, FINES, OR PUBLIC WORK SERVICE									0
PRISON	1	4			4	1	5		5
DEATH									0
TOTAL	21	15	9	13	9	5	30	6	36

SUPERIOR COURT PROBATION

GRAHAM COUNTY
JUVENILE REFERRALS

	SEX		AGE				MOST SERIOUS OFFENSE ALLEGED IN REFERRAL				
	MALE	FEMALE	8-11	12-15	16	17	AGAINST PERSON	AGAINST PROPERTY	ILLEGAL GOODS OR SERVICES	PUBLIC PEACE	INCOR-RIGIBLE
REFERRALS PENDING JANUARY 1, 1981	10	5	1	10	1	3	2	13	0	0	0
REFERRALS FILED THIS YEAR	199	66	24	114	67	60	17	140	5	25	78
SUB-TOTAL I	209	71	25	124	68	63	19	153	5	25	78
REFERRALS ENDING IN ADJUSTMENT	69	34	22	50	18	13	9	59		9	26
REFERRALS ENDING IN A PETITION BEING FILED	132	33	3	66	48	48	9	88	4	14	50
REFERRALS TRANS-FERRED TO ANOTHER JURISDICTION	1										1
SUB-TOTAL II	202	67	25	116	66	62	18	147	4	23	77
REFERRALS PENDING DECEMBER 31, 1981	7	4	0	8	2	1	1	6	1	2	1

DISPOSITION OF ADJUDICATED JUVENILES LISTED BY OFFENSE

	AGAINST PERSON	AGAINST PROPERTY	ILLEGAL GOODS OR SERVICES	PUBLIC PEACE	INCORRIGIBLE	TOTAL
PROBATION	2	7		3	4	16
PROBATION WITH RESTITUTION	3	27				30
CONTINUED ON PROBATION	1	2			2	5
COMMITTED TO STATE DEPARTMENT OF CORRECTIONS	1	5		1		7
PUBLIC WORK SERVICE, RESTITUTION OR PENALTY	1	37	4	10	38	90
TERMINATED WITHOUT SERVICES	4	31		7	21	63
TOTAL	12	109	4	21	65	211

JUVENILE PROBATION ACTIVITY REPORT

	PROBATIONERS 1ST OF YEAR	PROBATIONERS ADDED THIS YEAR	SUB-TOTAL I	TERMINATION	REVOKED-SDOC*	SUB-TOTAL II	TOTAL PROBATIONERS END OF YEAR
MALE	28	36	64	42	2	44	20
FEMALE	20	11	31	29		29	2
TOTAL	48	47	95	71	2	73	22

*SDOC refers to State Department of Corrections.

SUPERIOR COURT PROBATION

GREENLEE COUNTY

1981 ADULT PROBATION ACTIVITY

	OFFENSE		
	FELONY	MISDE-MEANOR	TOTAL
OFFENDERS SUPERVISED BY PROBATION DEPARTMENTS ON JANUARY 1, 1981	34	9	43
NEW OFFENDERS PLACED ON PROBATION	11	14	25
SUB-TOTAL I	45	23	68
OFFENDERS TERMINATED FROM PROBATION BY:			
COMPLETING FULL TERM	14	11	25
EARLY TERMINATION	2		2
REVOCAION WITHOUT REINSTATEMENT			
SUB-TOTAL II	16	11	27
OFFENDERS SUPERVISED BY PROBATION DEPARTMENTS ON DECEMBER 31, 1981	29	12	41

	OFFENDERS SUPERVISED BY PROBATION DEPARTMENTS	
	JAN. 1, 1981	DEC. 31, 1981
IN COUNTY	28	39
OUT OF COUNTY	10	0
OUT OF STATE	5	2
TOTAL	43	41

OFFENDERS SUPERVISED IN COUNTY AS A COURTESY TO ANOTHER COUNTY PROBATION DEPARTMENT ON DECEMBER 31, 1981	9
--	---

PRESENTENCE REPORTS COMPLETED AND FILED	8
---	---

DISPOSITION OF ADULT OFFENDERS REFERRED TO PROBATION DEPARTMENTS

	AGE		TYPE OF OFFENSE				LEVEL OF OFFENSE		TOTAL
	25 OR UNDER	26 OR OVER	PERSON	PROP-ERTY	ILLEGAL GOODS/SERVICE	PUBLIC PEACE	FELONY	MISDE-MEANOR	
PROBATION ONLY	1					1		1	1
PROBATION INCLUDING RESTITUTION, REIMBURSEMENT, FINES, FEES, OR PUBLIC WORK SERVICE	9	4	2	8	3		2	11	13
PROBATION INCLUDING INCARCERATION		1	1				1		1
PROBATION INCLUDING INCARCERATION AND RESTITUTION, REIMBURSEMENT, FINES, FEES, OR PUBLIC WORK SERVICE HOURS	6	4	4	5	1		8	2	10
UNSUPERVISED PROBATION	3			1	2			3	3
COUNTY JAIL		1	1					1	1
RESTITUTION, REIMBURSEMENT, FINES, OR PUBLIC WORK SERVICE HOURS	2	2			4			4	4
COUNTY JAIL COMBINED WITH RESTITUTION, REIMBURSEMENT, FINES, OR PUBLIC WORK SERVICE									0
PRISON	1	1	1	1			2		2
DEATH									0
TOTAL	22	13	9	15	10	1	13	22	35

SUPERIOR COURT PROBATION

GREENLEE COUNTY

JUVENILE REFERRALS

	SEX		AGE				MOST SERIOUS OFFENSE ALLEGED IN REFERRAL				
	MALE	FEMALE	8-11	12-15	16	17	AGAINST PERSON	AGAINST PROPERTY	ILLEGAL GOODS OR SERVICES	PUBLIC PEACE	INCOR-RIGIBLE
REFERRALS PENDING JANUARY 1, 1981	0	0	0	0	0	0	0	0	0	0	0
REFERRALS FILED THIS YEAR	78	22	3	63	16	18	20	52	12	3	13
SUB-TOTAL I	78	22	3	63	16	18	20	52	12	3	13
REFERRALS ENDING IN ADJUSTMENT	14	16		19	8	3	9	4	4	3	10
REFERRALS ENDING IN A PETITION BEING FILED	58	5	1	42	6	14	8	46	7		2
REFERRALS TRANS-FERRED TO ANOTHER JURISDICTION	3			1	2		2		1		
SUB-TOTAL II	75	21	1	62	16	17	19	50	12	3	12
REFERRALS PENDING DECEMBER 31, 1981	3	1	2	1	0	1	1	2	0	0	1

DISPOSITION OF ADJUDICATED JUVENILES LISTED BY OFFENSE

	AGAINST PERSON	AGAINST PROPERTY	ILLEGAL GOODS OR SERVICES	PUBLIC PEACE	INCORRIGIBLE	TOTAL
PROBATION	1	7	6			14
PROBATION WITH RESTITUTION	1	21				22
CONTINUED ON PROBATION	1					1
COMMITTED TO STATE DEPARTMENT OF CORRECTIONS						0
PUBLIC WORK SERVICE, RESTITUTION OR PENALTY		2				2
TERMINATED WITHOUT SERVICES	4	10		1		15
TOTAL	7	40	6	1	0	54

JUVENILE PROBATION ACTIVITY REPORT

	PROBATIONERS 1ST OF YEAR	PROBATIONERS ADDED THIS YEAR	SUB-TOTAL I	TERMINATION	REVOKED-SDOC*	SUB-TOTAL II	TOTAL PROBATIONERS END OF YEAR
MALE	11	36	47	16		16	31
FEMALE	0		0			0	0
TOTAL	11	36	47	16	0	16	31

*SDOC refers to State Department of Corrections.

SUPERIOR COURT PROBATION

MARICOPA COUNTY
1981 ADULT PROBATION ACTIVITY

	OFFENSE		
	FELONY	MISDE-MEANOR	TOTAL
OFFENDERS SUPERVISED BY PROBATION DEPARTMENTS ON JANUARY 1, 1981	5,499	440	5,939
NEW OFFENDERS PLACED ON PROBATION	3,858	455	4,313
SUB-TOTAL I	9,357	895	10,252
OFFENDERS TERMINATED FROM PROBATION BY:			
COMPLETING FULL TERM	305	90	395
EARLY TERMINATION	1,718	283	2,001
REVOCATION WITHOUT REINSTATEMENT	575	43	618
SUB-TOTAL II	2,598	416	3,014
OFFENDERS SUPERVISED BY PROBATION DEPARTMENTS ON DECEMBER 31, 1981	6,759	479	7,238

	OFFENDERS SUPERVISED BY PROBATION DEPARTMENTS	
	JAN. 1, 1981	DEC. 31, 1981
IN COUNTY	5,425	6,633
OUT OF COUNTY	168	144
OUT OF STATE	346	461
TOTAL	5,939	7,238

OFFENDERS SUPERVISED IN COUNTY AS A COURTESY TO ANOTHER COUNTY PROBATION DEPARTMENT ON DECEMBER 31, 1981	79
--	----

PRESENTENCE REPORTS COMPLETED AND FILED	5,427
---	-------

DISPOSITION OF ADULT OFFENDERS REFERRED TO PROBATION DEPARTMENTS

	AGE		TYPE OF OFFENSE				LEVEL OF OFFENSE		TOTAL
	25 OR UNDER	26 OR OVER	PERSON	PROP-ERTY	ILLEGAL GOODS/SERVICE	PUBLIC PEACE	FELONY	MISDE-MEANOR	
PROBATION ONLY	275	360	191	301	128	15	533	102	635
PROBATION INCLUDING RESTITUTION, REIMBURSEMENT, FINES, FEES, OR PUBLIC WORK SERVICE	603	411	162	666	181	5	904	110	1,014
PROBATION INCLUDING INCARCERATION	93	86	53	87	38	1	168	11	179
PROBATION INCLUDING INCARCERATION AND RESTITUTION, REIMBURSEMENT, FINES, FEES, OR PUBLIC WORK SERVICE HOURS	1,459	988	525	1,481	426	15	2,225	222	2,447
UNSUPERVISED PROBATION	34	30	13	46	4	1	35	29	64
COUNTY JAIL	74	85	41	84	26	8	20	139	159
RESTITUTION, REIMBURSEMENT, FINES, OR PUBLIC WORK SERVICE HOURS	108	101	30	74	100	5	25	184	209
COUNTY JAIL COMBINED WITH RESTITUTION, REIMBURSEMENT, FINES, OR PUBLIC WORK SERVICE	10	9	1	5	13		1	18	19
PRISON	602	707	517	621	108	63	1,309		1,309
DEATH	2	3	5				5		5
TOTAL	3,260	2,780	1,538	3,365	1,024	113	5,225	815	6,040

SUPERIOR COURT PROBATION

MARICOPA COUNTY
JUVENILE REFERRALS

	SEX		AGE				MOST SERIOUS OFFENSE ALLEGED IN REFERRAL				
	MALE	FEMALE	8-11	12-15	16	17	AGAINST PERSON	AGAINST PROPERTY	ILLEGAL GOODS OR SERVICES	PUBLIC PEACE	INCOR-RIGIBLE
REFERRALS PENDING JANUARY 1, 1981*	1,983	456	109	1,194	646	490	204	1,257	340	404	234
REFERRALS FILED THIS YEAR	14,115	3,653	828	8,182	4,244	4,514	1,454	9,220	1,917	3,162	2,015
SUB-TOTAL I	16,098	4,109	937	9,376	4,890	5,004	1,658	10,477	2,257	3,566	2,249
REFERRALS ENDING IN ADJUSTMENT	8,969	2,659	658	5,510	2,765	2,695	637	5,742	1,502	2,354	1,393
REFERRALS ENDING IN A PETITION BEING FILED	3,702	470	76	2,069	1,182	845	701	2,399	278	566	228
REFERRALS TRANS-FERRED TO ANOTHER JURISDICTION	1,137	362	19	363	270	847	112	718	188	240	241
SUB-TOTAL II	13,808	3,491	753	7,942	4,217	4,387	1,450	8,859	1,968	3,160	1,862
REFERRALS PENDING DECEMBER 31, 1981	2,290	618	184	1,434	673	617	208	1,618	289	406	387

*Figures do not coincide with those reported for December 31, 1980 due to internal inventory adjustments.

DISPOSITION OF ADJUDICATED JUVENILES LISTED BY OFFENSE

	AGAINST PERSON	AGAINST PROPERTY	ILLEGAL GOODS OR SERVICES	PUBLIC PEACE	INCORRIGIBLE	TOTAL
PROBATION	252	942	84	131	37	1,446
PROBATION WITH RESTITUTION	21	123	3	10	1	158
CONTINUED ON PROBATION	62	216	48	98	28	452
COMMITTED TO STATE DEPARTMENT OF CORRECTIONS	103	220	14	93		430
PUBLIC WORK SERVICE, RESTITUTION OR PENALTY	45	103	25	25	5	203
TERMINATED WITHOUT SERVICES	43	101	10	32	12	198
TOTAL	526	1,705	184	389	83	2,887

JUVENILE PROBATION ACTIVITY REPORT

	PROBATIONERS 1ST OF YEAR**	PROBATIONERS ADDED THIS YEAR	SUB-TOTAL I	TERMINATION	REVOKED-SDOC*	SUB-TOTAL II	TOTAL PROBATIONERS END OF YEAR
MALE	1,443	1,426	2,869	1,069	260	1,329	1,540
FEMALE	202	178	380	156	26	182	198
TOTAL	1,645	1,604	3,249	1,225	286	1,511	1,738

*SDOC refers to State Department of Corrections.
**Figures do not coincide with those reported for end of year 1980 due to internal inventory adjustments in Maricopa County.

SUPERIOR COURT PROBATION

MOHAVE COUNTY

1981 ADULT PROBATION ACTIVITY

	OFFENSE		
	FELONY	MISDE-MEANOR	TOTAL
OFFENDERS SUPERVISED BY PROBATION DEPARTMENTS ON JANUARY 1, 1981	364	46	410
NEW OFFENDERS PLACED ON PROBATION	212	13	225
SUB-TOTAL I	576	59	635
OFFENDERS TERMINATED FROM PROBATION BY:			
COMPLETING FULL TERM	93	19	112
EARLY TERMINATION	48	2	50
REVOCAATION WITHOUT REINSTATEMENT	17		17
SUB-TOTAL II	158	21	179
OFFENDERS SUPERVISED BY PROBATION DEPARTMENTS ON DECEMBER 31, 1981	418	38	456

	OFFENDERS SUPERVISED BY PROBATION DEPARTMENTS	
	JAN. 1, 1981	DEC. 31, 1981
IN COUNTY	225	221
OUT OF COUNTY	31	48
OUT OF STATE	154	187
TOTAL	410	456

OFFENDERS SUPERVISED IN COUNTY AS A COURTESY TO ANOTHER COUNTY PROBATION DEPARTMENT ON DECEMBER 31, 1981	9
--	---

PRESENTENCE REPORTS COMPLETED AND FILED	253
---	-----

DISPOSITION OF ADULT OFFENDERS REFERRED TO PROBATION DEPARTMENTS

	AGE		TYPE OF OFFENSE				LEVEL OF OFFENSE		TOTAL
	25 OR UNDER	26 OR OVER	PERSON	PROP-ERTY	ILLEGAL GOODS/SERVICE	PUBLIC PEACE	FELONY	MISDE-MEANOR	
PROBATION ONLY	5	3	1	1	3	3	6	2	8
PROBATION INCLUDING RESTITUTION, REIMBURSEMENT, FINES, FEES, OR PUBLIC WORK SERVICE	43	27	8	23	30	9	61	9	70
PROBATION INCLUDING INCARCERATION	2	3	3		2		5		5
PROBATION INCLUDING INCARCERATION AND RESTITUTION, REIMBURSEMENT, FINES, FEES, OR PUBLIC WORK SERVICE HOURS	104	36	19	81	29	11	139	1	140
UNSUPERVISED PROBATION	2			1		1		2	2
COUNTY JAIL									0
RESTITUTION, REIMBURSEMENT, FINES, OR PUBLIC WORK SERVICE HOURS	1				1			1	1
COUNTY JAIL COMBINED WITH RESTITUTION, REIMBURSEMENT, FINES, OR PUBLIC WORK SERVICE									0
PRISON	25	17	15	23	3	1	42		42
DEATH									0
TOTAL	182	86	46	129	68	25	253	15	268

SUPERIOR COURT PROBATION

MOHAVE COUNTY
JUVENILE REFERRALS

	SEX		AGE				MOST SERIOUS OFFENSE ALLEGED IN REFERRAL				
	MALE	FEMALE	8-11	12-15	16	17	AGAINST PERSON	AGAINST PROPERTY	ILLEGAL GOODS OR SERVICES	PUBLIC PEACE	INCOR-RIGIBLE
REFERRALS PENDING JANUARY 1, 1981	139	27	20	77	33	36	22	91	28	23	2
REFERRALS FILED THIS YEAR	603	161	53	292	213	206	49	332	223	86	74
SUB-TOTAL I	742	188	73	369	246	242	71	423	251	109	76
REFERRALS ENDING IN ADJUSTMENT	430	135	45	207	155	158	49	225	168	53	70
REFERRALS ENDING IN A PETITION BEING FILED	134	9	5	55	46	37	13	96	18	15	1
REFERRALS TRANS-FERRED TO ANOTHER JURISDICTION	40	25	1	28	18	18	2	24	20	16	3
SUB-TOTAL II	604	169	51	290	219	213	64	345	206	84	74
REFERRALS PENDING DECEMBER 31, 1981	138	19	22	79	27	29	7	78	45	25	2

DISPOSITION OF ADJUDICATED JUVENILES LISTED BY OFFENSE

	AGAINST PERSON	AGAINST PROPERTY	ILLEGAL GOODS OR SERVICES	PUBLIC PEACE	INCORRIGIBLE	TOTAL
PROBATION	2	10	5	1		18
PROBATION WITH RESTITUTION	1	42				43
CONTINUED ON PROBATION	1	2				3
COMMITTED TO STATE DEPARTMENT OF CORRECTIONS	4	3				7
PUBLIC WORK SERVICE, RESTITUTION OR PENALTY						0
TERMINATED WITHOUT SERVICES						0
TOTAL	8	57	5	1	0	71

JUVENILE PROBATION ACTIVITY REPORT

	PROBATIONERS 1ST OF YEAR	PROBATIONERS ADDED THIS YEAR	SUB-TOTAL I	TERMINATION	REVOKED-SDOC*	SUB-TOTAL II	TOTAL PROBATIONERS END OF YEAR
MALE	113	54	167	89	7	96	71
FEMALE	17	7	24	13	1	14	10
TOTAL	130	61	191	102	8	110	81

*SDOC refers to State Department of Corrections.

SUPERIOR COURT PROBATION

NAVAJO COUNTY
1981 ADULT PROBATION ACTIVITY

	OFFENSE		
	FELONY	MISDE-MEANOR	TOTAL
OFFENDERS SUPERVISED BY PROBATION DEPARTMENTS ON JANUARY 1, 1981	423	99	522
NEW OFFENDERS PLACED ON PROBATION	158	53	211
SUB-TOTAL I	581	152	733
OFFENDERS TERMINATED FROM PROBATION BY:			
COMPLETING FULL TERM	86	45	131
EARLY TERMINATION	53	12	65
REVOCAATION WITHOUT REINSTATEMENT	4		4
SUB-TOTAL II	143	57	200
OFFENDERS SUPERVISED BY PROBATION DEPARTMENTS ON DECEMBER 31, 1981	438	95	533

	OFFENDERS SUPERVISED BY PROBATION DEPARTMENTS	
	JAN. 1, 1981	DEC. 31, 1981
IN COUNTY	226	254
OUT OF COUNTY	134	133
OUT OF STATE	162	146
TOTAL	522	533

OFFENDERS SUPERVISED IN COUNTY AS A COURTESY TO ANOTHER COUNTY PROBATION DEPARTMENT ON DECEMBER 31, 1981	26
--	----

PRESENTENCE REPORTS COMPLETED AND FILED	195
---	-----

DISPOSITION OF ADULT OFFENDERS REFERRED TO PROBATION DEPARTMENTS

	AGE		TYPE OF OFFENSE				LEVEL OF OFFENSE		TOTAL
	25 OR UNDER	26 OR OVER	PERSON	PROP-ERTY	ILLEGAL GOODS/SERVICE	PUBLIC PEACE	FELONY	MISDE-MEANOR	
PROBATION ONLY	10	16	9	7	9	1	15	11	26
PROBATION INCLUDING RESTITUTION, REIMBURSEMENT, FINES, FEES, OR PUBLIC WORK SERVICE	61	56	13	54	42	8	77	40	117
PROBATION INCLUDING INCARCERATION	5	7	7	3	2		12		12
PROBATION INCLUDING INCARCERATION AND RESTITUTION, REIMBURSEMENT, FINES, FEES, OR PUBLIC WORK SERVICE HOURS	35	22	18	27	8	4	55	2	57
UNSUPERVISED PROBATION	2			1		1		2	2
COUNTY JAIL	2		2				2		2
RESTITUTION, REIMBURSEMENT, FINES, OR PUBLIC WORK SERVICE HOURS									0
COUNTY JAIL COMBINED WITH RESTITUTION, REIMBURSEMENT, FINES, OR PUBLIC WORK SERVICE									0
PRISON	6	12	8	7	3		18		18
DEATH									0
TOTAL	121	113	57	99	64	14	179	55	234

SUPERIOR COURT PROBATION

NAVAJO COUNTY
JUVENILE REFERRALS

	SEX		AGE				MOST SERIOUS OFFENSE ALLEGED IN REFERRAL				
	MALE	FEMALE	8-11	12-15	16	17	AGAINST PERSON	AGAINST PROPERTY	ILLEGAL GOODS OR SERVICES	PUBLIC PEACE	INCOR-RIGIBLE
REFERRALS PENDING JANUARY 1, 1981	19	8	3	13	5	6	1	14	0	9	3
REFERRALS FILED THIS YEAR	653	271	59	400	228	237	30	440	104	111	239
SUB-TOTAL I	672	279	62	413	233	243	31	454	104	120	242
REFERRALS ENDING IN ADJUSTMENT	408	201	48	271	144	146	16	255	68	78	192
REFERRALS ENDING IN A PETITION BEING FILED	182	45	6	102	58	61	14	135	22	23	33
REFERRALS TRANS-FERRED TO ANOTHER JURISDICTION	48	25	3	24	19	27	1	32	11	12	17
SUB-TOTAL II	638	271	57	397	221	234	31	422	101	113	242
REFERRALS PENDING DECEMBER 31, 1981	34	8	5	16	12	9	0	32	3	7	0

DISPOSITION OF ADJUDICATED JUVENILES LISTED BY OFFENSE

	AGAINST PERSON	AGAINST PROPERTY	ILLEGAL GOODS OR SERVICES	PUBLIC PEACE	INCORRIGIBLE	TOTAL
PROBATION	8	29	7	11	8	63
PROBATION WITH RESTITUTION	1	47	1			49
CONTINUED ON PROBATION	1	11	5	6	5	28
COMMITTED TO STATE DEPARTMENT OF CORRECTIONS		12				12
PUBLIC WORK SERVICE, RESTITUTION OR PENALTY						0
TERMINATED WITHOUT SERVICES					1	1
TOTAL	10	99	13	17	14	153

JUVENILE PROBATION ACTIVITY REPORT

	PROBATIONERS 1ST OF YEAR	PROBATIONERS ADDED THIS YEAR	SUB-TOTAL I	TERMINATION	REVOKED-SDOC*	SUB-TOTAL II	TOTAL PROBATIONERS END OF YEAR
MALE	130	96	226	95	7	102	124
FEMALE	34	18	52	27	1	28	24
TOTAL	164	114	278	122	8	130	148

*SDOC refers to State Department of Corrections.

SUPERIOR COURT PROBATION

PIMA COUNTY
1981 ADULT PROBATION ACTIVITY

	OFFENSE		
	FELONY	MISDE-MEANOR	TOTAL
OFFENDERS SUPERVISED BY PROBATION DEPARTMENTS ON JANUARY 1, 1981	2,111	368	2,479
NEW OFFENDERS PLACED ON PROBATION	816	184	1,000
SUB-TOTAL I	2,927	552	3,479
OFFENDERS TERMINATED FROM PROBATION BY:			
COMPLETING FULL TERM	305	155	460
EARLY TERMINATION	345	59	404
REVOCATION WITHOUT REINSTATEMENT	86	9	95
SUB-TOTAL II	736	223	959
OFFENDERS SUPERVISED BY PROBATION DEPARTMENTS ON DECEMBER 31, 1981	2,191	329	2,520

	OFFENDERS SUPERVISED BY PROBATION DEPARTMENTS	
	JAN. 1, 1981	DEC. 31, 1981
IN COUNTY	1,893	1,998
OUT OF COUNTY	198	199
OUT OF STATE	388	323
TOTAL	2,479	2,520

OFFENDERS SUPERVISED IN COUNTY AS A COURTESY TO ANOTHER COUNTY PROBATION DEPARTMENT ON DECEMBER 31, 1981	48
--	----

PRESENTENCE REPORTS COMPLETED AND FILED	1,492
---	-------

DISPOSITION OF ADULT OFFENDERS REFERRED TO PROBATION DEPARTMENTS

	AGE		TYPE OF OFFENSE				LEVEL OF OFFENSE		TOTAL
	25 OR UNDER	26 OR OVER	PERSON	PROP-ERTY	ILLEGAL GOODS/ SERVICE	PUBLIC PEACE	FELONY	MISDE-MEANOR	
PROBATION ONLY	120	161	94	115	42	30	221	60	281
PROBATION INCLUDING RESTITUTION, REIMBURSEMENT, FINES, FEES, OR PUBLIC WORK SERVICE	269	227	72	270	104	50	412	84	496
PROBATION INCLUDING INCARCERATION	56	49	31	39	12	23	90	15	105
PROBATION INCLUDING INCARCERATION AND RESTITUTION, REIMBURSEMENT, FINES, FEES, OR PUBLIC WORK SERVICE HOURS	84	72	26	73	21	36	125	31	156
UNSUPERVISED PROBATION	6	2	1	2	1	4	4	4	8
COUNTY JAIL	32	36	9	37	7	15	7	61	68
RESTITUTION, REIMBURSEMENT, FINES, OR PUBLIC WORK SERVICE HOURS	28	51	4	22	37	16	10	69	79
COUNTY JAIL COMBINED WITH RESTITUTION, REIMBURSEMENT, FINES, OR PUBLIC WORK SERVICE	8	9		5	2	10	1	16	17
PRISON	241	273	167	247	63	37	513	1	514
DEATH		1	1				1		1
TOTAL	844	881	405	810	289	221	1,384	341	1,725

SUPERIOR COURT PROBATION

PIMA COUNTY
JUVENILE REFERRALS

	SEX		AGE				MOST SERIOUS OFFENSE ALLEGED IN REFERRAL				
	MALE	FEMALE	8-11	12-15	16	17	AGAINST PERSON	AGAINST PROPERTY	ILLEGAL GOODS OR SERVICES	PUBLIC PEACE	INCOR-RIGIBLE
REFERRALS PENDING JANUARY 1, 1981	610	200	65	448	158	139	79	503	35	89	104
REFERRALS FILED THIS YEAR	5,562	1,884	401	3,501	1,652	1,892	699	3,531	579	1,410	1,227
SUB-TOTAL I	6,172	2,084	466	3,949	1,810	2,031	778	4,034	614	1,499	1,331
REFERRALS ENDING IN ADJUSTMENT	3,423	1,497	332	2,364	1,031	1,193	303	2,246	377	910	1,084
REFERRALS ENDING IN A PETITION BEING FILED	2,167	355	49	1,147	635	691	413	1,295	146	500	168
REFERRALS TRANS-FERRED TO ANOTHER JURISDICTION											
SUB-TOTAL II	5,590	1,852	381	3,511	1,666	1,884	716	3,541	523	1,410	1,252
REFERRALS PENDING DECEMBER 31, 1981	582	232	85	438	144	147	62	493	91	89	79

DISPOSITION OF ADJUDICATED JUVENILES LISTED BY OFFENSE

	AGAINST PERSON	AGAINST PROPERTY	ILLEGAL GOODS OR SERVICES	PUBLIC PEACE	INCORRIGIBLE	TOTAL
PROBATION	93	273	43	45	60	514
PROBATION WITH RESTITUTION	35	148	3	9		195
CONTINUED ON PROBATION	32	126	17	103	18	296
COMMITTED TO STATE DEPARTMENT OF CORRECTIONS	35	64	5	16		120
PUBLIC WORK SERVICE, RESTITUTION OR PENALTY	3	5		4		12
TERMINATED WITHOUT SERVICES	3	2		9	3	17
TOTAL	201	618	68	186	81	1,154

JUVENILE PROBATION ACTIVITY REPORT

	PROBATIONERS 1ST OF YEAR	PROBATIONERS ADDED THIS YEAR	SUB-TOTAL I	TERMINATION	REVOKED-SDOC*	SUB-TOTAL II	TOTAL PROBATIONERS END OF YEAR
MALE	438	585	1,023	526	78	604	419
FEMALE	85	124	209	111	9	120	89
TOTAL	523	709	1,232	637	87	724	508

*SDOC refers to State Department of Corrections.

SUPERIOR COURT PROBATION

PINAL COUNTY
1981 ADULT PROBATION ACTIVITY

	OFFENSE		
	FELONY	MISDE-MEANOR	TOTAL
OFFENDERS SUPERVISED BY PROBATION DEPARTMENTS ON JANUARY 1, 1981	350	71	421
NEW OFFENDERS PLACED ON PROBATION	170	25	195
SUB-TOTAL I	520	96	616
OFFENDERS TERMINATED FROM PROBATION BY:			
COMPLETING FULL TERM	43	27	70
EARLY TERMINATION	45	27	72
REVOCAION WITHOUT REINSTATEMENT	25		25
SUB-TOTAL II	113	54	167
OFFENDERS SUPERVISED BY PROBATION DEPARTMENTS ON DECEMBER 31, 1981	407	42	449

	OFFENDERS SUPERVISED BY PROBATION DEPARTMENTS	
	JAN. 1, 1981	DEC. 31, 1981
IN COUNTY	244	246
OUT OF COUNTY	94	122
OUT OF STATE	83	81
TOTAL	421	449

OFFENDERS SUPERVISED IN COUNTY AS A COURTESY TO ANOTHER COUNTY PROBATION DEPARTMENT ON DECEMBER 31, 1981	16
--	----

PRESENTENCE REPORTS COMPLETED AND FILED	208
---	-----

DISPOSITION OF ADULT OFFENDERS REFERRED TO PROBATION DEPARTMENTS

	AGE		TYPE OF OFFENSE				LEVEL OF OFFENSE		TOTAL
	25 OR UNDER	26 OR OVER	PERSON	PROP-ERTY	ILLEGAL GOODS/SERVICE	PUBLIC PEACE	FELONY	MISDE-MEANOR	
PROBATION ONLY	9	5	8	5	1		11	3	14
PROBATION INCLUDING RESTITUTION, REIMBURSEMENT, FINES, FEES, OR PUBLIC WORK SERVICE	72	77	47	56	35	11	129	20	149
PROBATION INCLUDING INCARCERATION	3	1	2	1	1		4		4
PROBATION INCLUDING INCARCERATION AND RESTITUTION, REIMBURSEMENT, FINES, FEES, OR PUBLIC WORK SERVICE HOURS	18	10	8	17	1	2	26	2	28
UNSUPERVISED PROBATION	2	2	2	1	1		1	3	4
COUNTY JAIL	1	1	2				1	1	2
RESTITUTION, REIMBURSEMENT, FINES, OR PUBLIC WORK SERVICE HOURS	6	5	1	2	6	2	7	4	11
COUNTY JAIL COMBINED WITH RESTITUTION, REIMBURSEMENT, FINES, OR PUBLIC WORK SERVICE									0
PRISON	18	15	18	11	4		33		33
DEATH									0
TOTAL	129	116	88	93	49	15	212	33	245

SUPERIOR COURT PROBATION

PINAL COUNTY
JUVENILE REFERRALS

	SEX		AGE				MOST SERIOUS OFFENSE ALLEGED IN REFERRAL				
	MALE	FEMALE	8-11	12-15	16	17	AGAINST PERSON	AGAINST PROPERTY	ILLEGAL GOODS OR SERVICES	PUBLIC PEACE	INCOR-RIGIBLE
REFERRALS PENDING JANUARY 1, 1981	96	27	1	64	26	32	17	64	6	11	25
REFERRALS FILED THIS YEAR	1,296	307	105	724	377	397	218	696	124	184	381
SUB-TOTAL I	1,392	334	106	788	403	429	235	760	130	195	406
REFERRALS ENDING IN ADJUSTMENT	874	249	89	534	246	254	135	449	92	123	324
REFERRALS ENDING IN A PETITION BEING FILED	310	44	5	150	108	91	66	200	24	31	33
REFERRALS TRANS-FERRED TO ANOTHER JURISDICTION	76	7	2	16	16	49	12	27	11	17	16
SUB-TOTAL II	1,260	300	96	700	370	394	213	676	127	171	373
REFERRALS PENDING DECEMBER 31, 1981	132	34	10	88	33	35	22	84	3	24	33

DISPOSITION OF ADJUDICATED JUVENILES LISTED BY OFFENSE

	AGAINST PERSON	AGAINST PROPERTY	ILLEGAL GOODS OR SERVICES	PUBLIC PEACE	INCORRIGIBLE	TOTAL
PROBATION	11	33	1	1	1	47
PROBATION WITH RESTITUTION	6	35				41
CONTINUED ON PROBATION	1	4	4	6		15
COMMITTED TO STATE DEPARTMENT OF CORRECTIONS	6	10		3		19
PUBLIC WORK SERVICE, RESTITUTION OR PENALTY	2	4				6
TERMINATED WITHOUT SERVICES	1	5	2	1	8	17
TOTAL	27	91	7	11	9	145

JUVENILE PROBATION ACTIVITY REPORT

	PROBATIONERS 1ST OF YEAR	PROBATIONERS ADDED THIS YEAR	SUB-TOTAL I	TERMINATION	REVOKED-SDOC*	SUB-TOTAL II	TOTAL PROBATIONERS END OF YEAR
MALE	78	80	158	76	5	81	77
FEMALE	6	8	14	7		7	7
TOTAL	84	88	172	83	5	88	84

*SDOC refers to State Department of Corrections.

SUPERIOR COURT PROBATION

SANTA CRUZ COUNTY
1981 ADULT PROBATION ACTIVITY

	OFFENSE		
	FELONY	MISDE-MEANOR	TOTAL
OFFENDERS SUPERVISED BY PROBATION DEPARTMENTS ON JANUARY 1, 1981	135	2	137
NEW OFFENDERS PLACED ON PROBATION	103	18	121
SUB-TOTAL I	238	20	258
OFFENDERS TERMINATED FROM PROBATION BY:			
COMPLETING FULL TERM	41	4	45
EARLY TERMINATION	11		11
REVOCACTION WITHOUT REINSTATEMENT	1		1
SUB-TOTAL II	53	4	57
OFFENDERS SUPERVISED BY PROBATION DEPARTMENTS ON DECEMBER 31, 1981	185	16	201

	OFFENDERS SUPERVISED BY PROBATION DEPARTMENTS	
	JAN. 1, 1981	DEC. 31, 1981
IN COUNTY	26	83
OUT OF COUNTY	29	39
OUT OF STATE	82	79
TOTAL	137	201

OFFENDERS SUPERVISED IN COUNTY AS A COURTESY TO ANOTHER COUNTY PROBATION DEPARTMENT ON DECEMBER 31, 1981	13
--	----

PRESENTENCE REPORTS COMPLETED AND FILED	79
---	----

DISPOSITION OF ADULT OFFENDERS REFERRED TO PROBATION DEPARTMENTS

	AGE		TYPE OF OFFENSE				LEVEL OF OFFENSE		TOTAL
	25 OR UNDER	26 OR OVER	PERSON	PROP-ERTY	ILLEGAL GOODS/SERVICE	PUBLIC PEACE	FELONY	MISDE-MEANOR	
PROBATION ONLY	27	21	12	20	14	2	44	4	48
PROBATION INCLUDING RESTITUTION, REIMBURSEMENT, FINES, FEES, OR PUBLIC WORK SERVICE	22	28	13	21	15	1	37	13	50
PROBATION INCLUDING INCARCERATION	8	1	1	6	2		9		9
PROBATION INCLUDING INCARCERATION AND RESTITUTION, REIMBURSEMENT, FINES, FEES, OR PUBLIC WORK SERVICE HOURS	8	6		8	4	2	13	1	14
UNSUPERVISED PROBATION	1		1				1		1
COUNTY JAIL	1			1			1		1
RESTITUTION, REIMBURSEMENT, FINES, OR PUBLIC WORK SERVICE HOURS		1	1					1	1
COUNTY JAIL COMBINED WITH RESTITUTION, REIMBURSEMENT, FINES, OR PUBLIC WORK SERVICE									0
PRISON	10	3	4	7	1	1	13		13
DEATH									0
TOTAL	77	60	32	63	36	6	118	19	137

SUPERIOR COURT PROBATION

SANTA CRUZ COUNTY
JUVENILE REFERRALS

	SEX		AGE				MOST SERIOUS OFFENSE ALLEGED IN REFERRAL				
	MALE	FEMALE	8-11	12-15	16	17	AGAINST PERSON	AGAINST PROPERTY	ILLEGAL GOODS OR SERVICES	PUBLIC PEACE	INCORRIGIBLE
REFERRALS PENDING JANUARY 1, 1981	37	9	0	24	7	15	0	16	6	24	0
REFERRALS FILED THIS YEAR	234	25	26	131	54	48	36	137	12	70	4
SUB-TOTAL I	271	34	26	155	61	63	36	153	18	94	4
REFERRALS ENDING IN ADJUSTMENT	60	8	6	27	17	18	12	19	2	35	
REFERRALS ENDING IN A PETITION BEING FILED	162	15	16	100	31	30	21	117	9	26	4
REFERRALS TRANSFERRED TO ANOTHER JURISDICTION	1				1					1	
SUB-TOTAL II	223	23	22	127	49	48	33	136	11	62	4
REFERRALS PENDING DECEMBER 31, 1981	48	11	4	28	12	15	3	17	7	32	0

DISPOSITION OF ADJUDICATED JUVENILES LISTED BY OFFENSE

	AGAINST PERSON	AGAINST PROPERTY	ILLEGAL GOODS OR SERVICES	PUBLIC PEACE	INCORRIGIBLE	TOTAL
PROBATION	9	68	6	10		93
PROBATION WITH RESTITUTION	4	7		2		13
CONTINUED ON PROBATION	1	14	2	3		20
COMMITTED TO STATE DEPARTMENT OF CORRECTIONS	1	6	1			8
PUBLIC WORK SERVICE, RESTITUTION OR PENALTY	2	12		2		16
TERMINATED WITHOUT SERVICES	2	13		5	1	21
TOTAL	19	120	9	22	1	171

JUVENILE PROBATION ACTIVITY REPORT

	PROBATIONERS 1ST OF YEAR	PROBATIONERS ADDED THIS YEAR	SUB-TOTAL I	TERMINATION	REVOKED-SDOC*	SUB-TOTAL II	TOTAL PROBATIONERS END OF YEAR
MALE	220	98	318	183	6	189	129
FEMALE	19	8	27	24		24	3
TOTAL	239	106	345	207	6	213	132

*SDOC refers to State Department of Corrections.

SUPERIOR COURT PROBATION

YAVAPAI COUNTY

1981 ADULT PROBATION ACTIVITY

	OFFENSE		
	FELONY	MISDE-MEANOR	TOTAL
OFFENDERS SUPERVISED BY PROBATION DEPARTMENTS ON JANUARY 1, 1981	204	127	331
NEW OFFENDERS PLACED ON PROBATION	102	71	173
SUB-TOTAL I	306	198	504
OFFENDERS TERMINATED FROM PROBATION BY:			
COMPLETING FULL TERM	27	35	62
EARLY TERMINATION	36	28	64
REVOCAION WITHOUT REINSTATEMENT	4	4	8
SUB-TOTAL II	67	67	134
OFFENDERS SUPERVISED BY PROBATION DEPARTMENTS ON DECEMBER 31, 1981	239	131	370

	OFFENDERS SUPERVISED BY PROBATION DEPARTMENTS	
	JAN. 1, 1981	DEC. 31, 1981
IN COUNTY	145	180
OUT OF COUNTY	87	87
OUT OF STATE	99	103
TOTAL	331	370

OFFENDERS SUPERVISED IN COUNTY AS A COURTESY TO ANOTHER COUNTY PROBATION DEPARTMENT ON DECEMBER 31, 1981	17
--	----

PRESENTENCE REPORTS COMPLETED AND FILED	214
---	-----

DISPOSITION OF ADULT OFFENDERS REFERRED TO PROBATION DEPARTMENTS

	AGE		TYPE OF OFFENSE				LEVEL OF OFFENSE		TOTAL
	25 OR UNDER	26 OR OVER	PERSON	PROP-ERTY	ILLEGAL GOODS/SERVICE	PUBLIC PEACE	FELONY	MISDE-MEANOR	
PROBATION ONLY	1	1		2				2	2
PROBATION INCLUDING RESTITUTION, REIMBURSEMENT, FINES, FEES, OR PUBLIC WORK SERVICE	4	12	1	8	3	4	4	12	16
PROBATION INCLUDING INCARCERATION	6	5	2	3	4	2	8	3	11
PROBATION INCLUDING INCARCERATION AND RESTITUTION, REIMBURSEMENT, FINES, FEES, OR PUBLIC WORK SERVICE HOURS	80	62	28	61	29	24	90	52	142
UNSUPERVISED PROBATION	1					1		1	1
COUNTY JAIL	4	2	1	2	1	2	2	4	6
RESTITUTION, REIMBURSEMENT, FINES, OR PUBLIC WORK SERVICE HOURS	2	5		2	3	2		7	7
COUNTY JAIL COMBINED WITH RESTITUTION, REIMBURSEMENT, FINES, OR PUBLIC WORK SERVICE	1	2		2		1		3	3
PRISON	11	17	13	11	3	1	28		28
DEATH									0
TOTAL	110	106	45	91	43	37	132	84	216

SUPERIOR COURT PROBATION

YAVAPAI COUNTY
JUVENILE REFERRALS

	SEX		AGE				MOST SERIOUS OFFENSE ALLEGED IN REFERRAL				
	MALE	FEMALE	8-11	12-15	16	17	AGAINST PERSON	AGAINST PROPERTY	ILLEGAL GOODS OR SERVICES	PUBLIC PEACE	INCOR-RIGIBLE
REFERRALS PENDING JANUARY 1, 1981	73	13	8	22	30	26	13	41	8	5	19
REFERRALS FILED THIS YEAR	826	226	56	487	259	250	63	487	71	201	230
SUB-TOTAL I	899	239	64	509	289	276	76	528	79	206	249
REFERRALS ENDING IN ADJUSTMENT	675	190	61	407	210	187	41	425	57	167	175
REFERRALS ENDING IN A PETITION BEING FILED	134	36		84	48	38	17	77	12	18	46
REFERRALS TRANS-FERRED TO ANOTHER JURISDICTION	36	6		8	8	26	1	10	2	12	17
SUB-TOTAL II	845	232	61	499	266	251	59	512	71	197	238
REFERRALS PENDING DECEMBER 31, 1981	54	7	3	10	23	25	17	16	8	9	11

DISPOSITION OF ADJUDICATED JUVENILES LISTED BY OFFENSE

	AGAINST PERSON	AGAINST PROPERTY	ILLEGAL GOODS OR SERVICES	PUBLIC PEACE	INCORRIGIBLE	TOTAL
PROBATION	1	14	1		4	20
PROBATION WITH RESTITUTION	1	11				12
CONTINUED ON PROBATION		4		2		6
COMMITTED TO STATE DEPARTMENT OF CORRECTIONS	3	4				7
PUBLIC WORK SERVICE, RESTITUTION OR PENALTY		2	2			4
TERMINATED WITHOUT SERVICES		3			1	4
TOTAL	5	38	3	2	5	53

JUVENILE PROBATION ACTIVITY REPORT

	PROBATIONERS 1ST OF YEAR	PROBATIONERS ADDED THIS YEAR	SUB-TOTAL I	TERMINATION	REVOKED-SDOC*	SUB-TOTAL II	TOTAL PROBATIONERS END OF YEAR
MALE	31	34	65	29	1	30	35
FEMALE	1	3	4	2		2	2
TOTAL	32	37	69	31	1	32	37

*SDOC refers to State Department of Corrections.

SUPERIOR COURT PROBATION

YUMA COUNTY
1981 ADULT PROBATION ACTIVITY

	OFFENSE		
	FELONY	MISDE-MEANOR	TOTAL
OFFENDERS SUPERVISED BY PROBATION DEPARTMENTS ON JANUARY 1, 1981	307	48	355
NEW OFFENDERS PLACED ON PROBATION	221	30	251
SUB-TOTAL I	528	78	606
OFFENDERS TERMINATED FROM PROBATION BY:			
COMPLETING FULL TERM	66	6	72
EARLY TERMINATION	86	8	94
REVOICATION WITHOUT REINSTATEMENT	27		27
SUB-TOTAL II	179	14	193
OFFENDERS SUPERVISED BY PROBATION DEPARTMENTS ON DECEMBER 31, 1981	349	64	413

	OFFENDERS SUPERVISED BY PROBATION DEPARTMENTS	
	JAN. 1, 1981	DEC. 31, 1981
IN COUNTY	175	242
OUT OF COUNTY	6	2
OUT OF STATE	174	169
TOTAL	355	413

OFFENDERS SUPERVISED IN COUNTY AS A COURTESY TO ANOTHER COUNTY PROBATION DEPARTMENT ON DECEMBER 31, 1981	9
--	---

PRESENTENCE REPORTS COMPLETED AND FILED	364
---	-----

DISPOSITION OF ADULT OFFENDERS REFERRED TO PROBATION DEPARTMENTS

	AGE		TYPE OF OFFENSE				LEVEL OF OFFENSE		TOTAL
	25 OR UNDER	26 OR OVER	PERSON	PROP-ERTY	ILLEGAL GOODS/SERVICE	PUBLIC PEACE	FELONY	MISDE-MEANOR	
PROBATION ONLY	23	24	6	27	6	8	38	9	47
PROBATION INCLUDING RESTITUTION, REIMBURSEMENT, FINES, FEES, OR PUBLIC WORK SERVICE	75	48	19	70	23	11	107	16	123
PROBATION INCLUDING INCARCERATION	13	9	2	11	4	5	19	3	22
PROBATION INCLUDING INCARCERATION AND RESTITUTION, REIMBURSEMENT, FINES, FEES, OR PUBLIC WORK SERVICE HOURS	35	24	12	32	12	3	57	2	59
UNSUPERVISED PROBATION									0
COUNTY JAIL	4			4			3	1	4
RESTITUTION, REIMBURSEMENT, FINES, OR PUBLIC WORK SERVICE HOURS									0
COUNTY JAIL COMBINED WITH RESTITUTION, REIMBURSEMENT, FINES, OR PUBLIC WORK SERVICE									0
PRISON	67	57	34	73	6	11	124		124
DEATH									0
TOTAL	217	162	73	217	51	38	348	31	379

SUPERIOR COURT PROBATION

YUMA COUNTY
JUVENILE REFERRALS

	SEX		AGE				MOST SERIOUS OFFENSE ALLEGED IN REFERRAL				
	MALE	FEMALE	8-11	12-15	16	17	AGAINST PERSON	AGAINST PROPERTY	ILLEGAL GOODS OR SERVICES	PUBLIC PEACE	INCORRIGIBLE
REFERRALS PENDING JANUARY 1, 1981	41	13	3	22	16	13	4	31	5	4	10
REFERRALS FILED THIS YEAR	1,372	479	116	925	424	386	100	698	53	289	711
SUB-TOTAL I	1,413	492	119	947	440	399	104	729	58	293	721
REFERRALS ENDING IN ADJUSTMENT	891	381	95	645	284	248	53	425	44	194	556
REFERRALS ENDING IN A PETITION BEING FILED	394	48	22	230	104	86	47	245	7	83	60
REFERRALS TRANS-FERRED TO ANOTHER JURISDICTION	97	62	2	60	46	51	2	47	6	13	91
SUB-TOTAL II	1,382	491	119	935	434	385	102	717	57	290	707
REFERRALS PENDING DECEMBER 31, 1981	31	1	0	12	6	14	2	12	1	3	14

DISPOSITION OF ADJUDICATED JUVENILES LISTED BY OFFENSE

	AGAINST PERSON	AGAINST PROPERTY	ILLEGAL GOODS OR SERVICES	PUBLIC PEACE	INCORRIGIBLE	TOTAL
PROBATION	15	65	2	5	17	104
PROBATION WITH RESTITUTION	2	20				22
CONTINUED ON PROBATION	4	11	1	11	2	29
COMMITTED TO STATE DEPARTMENT OF CORRECTIONS	5	8				13
PUBLIC WORK SERVICE, RESTITUTION OR PENALTY		9		2	10	21
TERMINATED WITHOUT SERVICES	3	21		2	6	32
TOTAL	29	134	3	20	35	221

JUVENILE PROBATION ACTIVITY REPORT

	PROBATIONERS 1ST OF YEAR	PROBATIONERS ADDED THIS YEAR	SUB-TOTAL I	TERMINATION	REVOKED-SDOC*	SUB-TOTAL II	TOTAL PROBATIONERS END OF YEAR
MALE	129	105	234	90	8	98	136
FEMALE	24	22	46	18		18	28
TOTAL	153	127	280	108	8	116	164

*SDOC refers to State Department of Corrections.

Justice of the Peace Courts

Preceding page blank

JUSTICE OF THE PEACE COURTS INDEX

<table border="0" style="width: 100%;"> <tr> <td style="width: 80%;">General Introduction.....</td> <td style="text-align: right; vertical-align: bottom;">Page 143</td> </tr> <tr> <td>Statewide Summary Information.....</td> <td style="text-align: right; vertical-align: bottom;">146</td> </tr> <tr> <td>Countywide Summary Information</td> <td></td> </tr> <tr> <td> Apache.....</td> <td style="text-align: right;">147</td> </tr> <tr> <td> Cochise.....</td> <td style="text-align: right;">147</td> </tr> <tr> <td> Coconino.....</td> <td style="text-align: right;">148</td> </tr> <tr> <td> Gila.....</td> <td style="text-align: right;">148</td> </tr> <tr> <td> Graham.....</td> <td style="text-align: right;">149</td> </tr> <tr> <td> Greenlee.....</td> <td style="text-align: right;">149</td> </tr> <tr> <td> Maricopa.....</td> <td style="text-align: right;">150</td> </tr> <tr> <td> Mohave.....</td> <td style="text-align: right;">150</td> </tr> <tr> <td> Navajo.....</td> <td style="text-align: right;">151</td> </tr> <tr> <td> Pima.....</td> <td style="text-align: right;">151</td> </tr> <tr> <td> Pinal.....</td> <td style="text-align: right;">152</td> </tr> <tr> <td> Santa Cruz.....</td> <td style="text-align: right;">152</td> </tr> <tr> <td> Yavapai.....</td> <td style="text-align: right;">153</td> </tr> <tr> <td> Yuma.....</td> <td style="text-align: right;">153</td> </tr> <tr> <td>Financial Information</td> <td></td> </tr> <tr> <td> Actual Expenditures</td> <td></td> </tr> <tr> <td> 1980-81.....</td> <td style="text-align: right;">154</td> </tr> <tr> <td> Budgeted Expenditures</td> <td></td> </tr> <tr> <td> 1981-82.....</td> <td style="text-align: right;">156</td> </tr> <tr> <td>Personnel Information.....</td> <td style="text-align: right;">158</td> </tr> <tr> <td>Individual Court Information</td> <td></td> </tr> <tr> <td> Apache County</td> <td></td> </tr> <tr> <td> Puerco.....</td> <td style="text-align: right;">160</td> </tr> <tr> <td> Round Valley.....</td> <td style="text-align: right;">160</td> </tr> <tr> <td> St. Johns.....</td> <td style="text-align: right;">161</td> </tr> <tr> <td> Teec Nos Pos.....</td> <td style="text-align: right;">161</td> </tr> <tr> <td> Cochise County</td> <td></td> </tr> <tr> <td> Benson.....</td> <td style="text-align: right;">162</td> </tr> <tr> <td> Bisbee.....</td> <td style="text-align: right;">162</td> </tr> <tr> <td> Bowie.....</td> <td style="text-align: right;">163</td> </tr> <tr> <td> Douglas.....</td> <td style="text-align: right;">163</td> </tr> <tr> <td> Sierra Vista.....</td> <td style="text-align: right;">164</td> </tr> <tr> <td> Willcox.....</td> <td style="text-align: right;">164</td> </tr> <tr> <td> Coconino County</td> <td></td> </tr> <tr> <td> Coconino East.....</td> <td style="text-align: right;">165</td> </tr> <tr> <td> Flagstaff West.....</td> <td style="text-align: right;">165</td> </tr> <tr> <td> Fredonia.....</td> <td style="text-align: right;">166</td> </tr> <tr> <td> Page.....</td> <td style="text-align: right;">166</td> </tr> <tr> <td> Sedona.....</td> <td style="text-align: right;">167</td> </tr> <tr> <td> Williams.....</td> <td style="text-align: right;">167</td> </tr> <tr> <td> Gila County</td> <td></td> </tr> <tr> <td> Globe.....</td> <td style="text-align: right;">168</td> </tr> <tr> <td> Hayden.....</td> <td style="text-align: right;">168</td> </tr> <tr> <td> Miami.....</td> <td style="text-align: right;">169</td> </tr> <tr> <td> Payson.....</td> <td style="text-align: right;">169</td> </tr> <tr> <td> Pine.....</td> <td style="text-align: right;">170</td> </tr> <tr> <td> Graham County</td> <td></td> </tr> <tr> <td> Pima.....</td> <td style="text-align: right;">170</td> </tr> <tr> <td> Safford.....</td> <td style="text-align: right;">171</td> </tr> <tr> <td> Greenlee County</td> <td></td> </tr> <tr> <td> Clifton.....</td> <td style="text-align: right;">171</td> </tr> <tr> <td> Duncan.....</td> <td style="text-align: right;">172</td> </tr> <tr> <td> Morenci.....</td> <td style="text-align: right;">172</td> </tr> <tr> <td> Maricopa County</td> <td></td> </tr> <tr> <td> Buckeye.....</td> <td style="text-align: right;">173</td> </tr> <tr> <td> Chandler.....</td> <td style="text-align: right;">173</td> </tr> <tr> <td> East Mesa.....</td> <td style="text-align: right;">174</td> </tr> <tr> <td> Gila Bend.....</td> <td style="text-align: right;">174</td> </tr> <tr> <td> Glendale.....</td> <td style="text-align: right;">175</td> </tr> <tr> <td> Northeast Phoenix.....</td> <td style="text-align: right;">175</td> </tr> <tr> <td> Northwest Phoenix.....</td> <td style="text-align: right;">176</td> </tr> <tr> <td> Peoria.....</td> <td style="text-align: right;">176</td> </tr> <tr> <td> Phoenix (Consolidated).....</td> <td style="text-align: right;">177</td> </tr> <tr> <td> Central Phoenix</td> <td></td> </tr> <tr> <td> East Phoenix #1</td> <td></td> </tr> <tr> <td> East Phoenix #2</td> <td></td> </tr> <tr> <td> West Phoenix</td> <td></td> </tr> <tr> <td> Scottsdale.....</td> <td style="text-align: right;">177</td> </tr> <tr> <td> South Phoenix.....</td> <td style="text-align: right;">178</td> </tr> <tr> <td> Tempe.....</td> <td style="text-align: right;">178</td> </tr> <tr> <td> Tolleson.....</td> <td style="text-align: right;">179</td> </tr> <tr> <td> West Mesa.....</td> <td style="text-align: right;">179</td> </tr> <tr> <td> Wickenburg.....</td> <td style="text-align: right;">180</td> </tr> <tr> <td> Mohave County</td> <td></td> </tr> <tr> <td> Bullhead City.....</td> <td style="text-align: right;">180</td> </tr> <tr> <td> Colorado.....</td> <td style="text-align: right;">181</td> </tr> <tr> <td> Kingman.....</td> <td style="text-align: right;">181</td> </tr> <tr> <td> Lake Havasu City.....</td> <td style="text-align: right;">182</td> </tr> </table>	General Introduction	Page 143	Statewide Summary Information	146	Countywide Summary Information		Apache.....	147	Cochise.....	147	Coconino.....	148	Gila.....	148	Graham.....	149	Greenlee.....	149	Maricopa.....	150	Mohave.....	150	Navajo.....	151	Pima.....	151	Pinal.....	152	Santa Cruz.....	152	Yavapai.....	153	Yuma.....	153	Financial Information		Actual Expenditures		1980-81.....	154	Budgeted Expenditures		1981-82.....	156	Personnel Information	158	Individual Court Information		Apache County		Puerco.....	160	Round Valley.....	160	St. Johns.....	161	Teec Nos Pos.....	161	Cochise County		Benson.....	162	Bisbee.....	162	Bowie.....	163	Douglas.....	163	Sierra Vista.....	164	Willcox.....	164	Coconino County		Coconino East.....	165	Flagstaff West.....	165	Fredonia.....	166	Page.....	166	Sedona.....	167	Williams.....	167	Gila County		Globe.....	168	Hayden.....	168	Miami.....	169	Payson.....	169	Pine.....	170	Graham County		Pima.....	170	Safford.....	171	Greenlee County		Clifton.....	171	Duncan.....	172	Morenci.....	172	Maricopa County		Buckeye.....	173	Chandler.....	173	East Mesa.....	174	Gila Bend.....	174	Glendale.....	175	Northeast Phoenix.....	175	Northwest Phoenix.....	176	Peoria.....	176	Phoenix (Consolidated).....	177	Central Phoenix		East Phoenix #1		East Phoenix #2		West Phoenix		Scottsdale.....	177	South Phoenix.....	178	Tempe.....	178	Tolleson.....	179	West Mesa.....	179	Wickenburg.....	180	Mohave County		Bullhead City.....	180	Colorado.....	181	Kingman.....	181	Lake Havasu City.....	182	<table border="0" style="width: 100%;"> <tr> <td style="width: 80%;">Navajo County</td> <td style="text-align: right; vertical-align: bottom;">Page 182</td> </tr> <tr> <td> Holbrook.....</td> <td style="text-align: right;">182</td> </tr> <tr> <td> Pinetop.....</td> <td style="text-align: right;">183</td> </tr> <tr> <td> Show Low.....</td> <td style="text-align: right;">183</td> </tr> <tr> <td> Snowflake.....</td> <td style="text-align: right;">184</td> </tr> <tr> <td> Winslow.....</td> <td style="text-align: right;">184</td> </tr> <tr> <td>Pima County</td> <td></td> </tr> <tr> <td> Ajo.....</td> <td style="text-align: right;">185</td> </tr> <tr> <td> Tucson (Consolidated).....</td> <td style="text-align: right;">185</td> </tr> <tr> <td>Pinal County</td> <td></td> </tr> <tr> <td> Apache Junction.....</td> <td style="text-align: right;">186</td> </tr> <tr> <td> Casa Grande.....</td> <td style="text-align: right;">186</td> </tr> <tr> <td> Coolidge.....</td> <td style="text-align: right;">187</td> </tr> <tr> <td> Eloy.....</td> <td style="text-align: right;">187</td> </tr> <tr> <td> Florence.....</td> <td style="text-align: right;">188</td> </tr> <tr> <td> Kearny.....</td> <td style="text-align: right;">188</td> </tr> <tr> <td> Mammoth.....</td> <td style="text-align: right;">189</td> </tr> <tr> <td> Maricopa.....</td> <td style="text-align: right;">189</td> </tr> <tr> <td> Oracle.....</td> <td style="text-align: right;">190</td> </tr> <tr> <td> San Manuel.....</td> <td style="text-align: right;">190</td> </tr> <tr> <td> Stanfield.....</td> <td style="text-align: right;">191</td> </tr> <tr> <td> Superior.....</td> <td style="text-align: right;">191</td> </tr> <tr> <td>Santa Cruz County</td> <td></td> </tr> <tr> <td> Nogales.....</td> <td style="text-align: right;">192</td> </tr> <tr> <td> Patagonia.....</td> <td style="text-align: right;">192</td> </tr> <tr> <td>Yavapai County</td> <td></td> </tr> <tr> <td> Bagdad.....</td> <td style="text-align: right;">193</td> </tr> <tr> <td> Camp Verde.....</td> <td style="text-align: right;">193</td> </tr> <tr> <td> Mayer.....</td> <td style="text-align: right;">194</td> </tr> <tr> <td> Prescott.....</td> <td style="text-align: right;">194</td> </tr> <tr> <td> Seligman.....</td> <td style="text-align: right;">195</td> </tr> <tr> <td> Upper Verde.....</td> <td style="text-align: right;">195</td> </tr> <tr> <td> Yarnell.....</td> <td style="text-align: right;">196</td> </tr> <tr> <td>Yuma County</td> <td></td> </tr> <tr> <td> Parker.....</td> <td style="text-align: right;">196</td> </tr> <tr> <td> Quartzsite.....</td> <td style="text-align: right;">197</td> </tr> <tr> <td> Salome.....</td> <td style="text-align: right;">197</td> </tr> <tr> <td> Somerton.....</td> <td style="text-align: right;">198</td> </tr> <tr> <td> Wellton.....</td> <td style="text-align: right;">198</td> </tr> <tr> <td> Yuma.....</td> <td style="text-align: right;">199</td> </tr> </table>	Navajo County	Page 182	Holbrook.....	182	Pinetop.....	183	Show Low.....	183	Snowflake.....	184	Winslow.....	184	Pima County		Ajo.....	185	Tucson (Consolidated).....	185	Pinal County		Apache Junction.....	186	Casa Grande.....	186	Coolidge.....	187	Eloy.....	187	Florence.....	188	Kearny.....	188	Mammoth.....	189	Maricopa.....	189	Oracle.....	190	San Manuel.....	190	Stanfield.....	191	Superior.....	191	Santa Cruz County		Nogales.....	192	Patagonia.....	192	Yavapai County		Bagdad.....	193	Camp Verde.....	193	Mayer.....	194	Prescott.....	194	Seligman.....	195	Upper Verde.....	195	Yarnell.....	196	Yuma County		Parker.....	196	Quartzsite.....	197	Salome.....	197	Somerton.....	198	Wellton.....	198	Yuma.....	199
General Introduction	Page 143																																																																																																																																																																																																																																																		
Statewide Summary Information	146																																																																																																																																																																																																																																																		
Countywide Summary Information																																																																																																																																																																																																																																																			
Apache.....	147																																																																																																																																																																																																																																																		
Cochise.....	147																																																																																																																																																																																																																																																		
Coconino.....	148																																																																																																																																																																																																																																																		
Gila.....	148																																																																																																																																																																																																																																																		
Graham.....	149																																																																																																																																																																																																																																																		
Greenlee.....	149																																																																																																																																																																																																																																																		
Maricopa.....	150																																																																																																																																																																																																																																																		
Mohave.....	150																																																																																																																																																																																																																																																		
Navajo.....	151																																																																																																																																																																																																																																																		
Pima.....	151																																																																																																																																																																																																																																																		
Pinal.....	152																																																																																																																																																																																																																																																		
Santa Cruz.....	152																																																																																																																																																																																																																																																		
Yavapai.....	153																																																																																																																																																																																																																																																		
Yuma.....	153																																																																																																																																																																																																																																																		
Financial Information																																																																																																																																																																																																																																																			
Actual Expenditures																																																																																																																																																																																																																																																			
1980-81.....	154																																																																																																																																																																																																																																																		
Budgeted Expenditures																																																																																																																																																																																																																																																			
1981-82.....	156																																																																																																																																																																																																																																																		
Personnel Information	158																																																																																																																																																																																																																																																		
Individual Court Information																																																																																																																																																																																																																																																			
Apache County																																																																																																																																																																																																																																																			
Puerco.....	160																																																																																																																																																																																																																																																		
Round Valley.....	160																																																																																																																																																																																																																																																		
St. Johns.....	161																																																																																																																																																																																																																																																		
Teec Nos Pos.....	161																																																																																																																																																																																																																																																		
Cochise County																																																																																																																																																																																																																																																			
Benson.....	162																																																																																																																																																																																																																																																		
Bisbee.....	162																																																																																																																																																																																																																																																		
Bowie.....	163																																																																																																																																																																																																																																																		
Douglas.....	163																																																																																																																																																																																																																																																		
Sierra Vista.....	164																																																																																																																																																																																																																																																		
Willcox.....	164																																																																																																																																																																																																																																																		
Coconino County																																																																																																																																																																																																																																																			
Coconino East.....	165																																																																																																																																																																																																																																																		
Flagstaff West.....	165																																																																																																																																																																																																																																																		
Fredonia.....	166																																																																																																																																																																																																																																																		
Page.....	166																																																																																																																																																																																																																																																		
Sedona.....	167																																																																																																																																																																																																																																																		
Williams.....	167																																																																																																																																																																																																																																																		
Gila County																																																																																																																																																																																																																																																			
Globe.....	168																																																																																																																																																																																																																																																		
Hayden.....	168																																																																																																																																																																																																																																																		
Miami.....	169																																																																																																																																																																																																																																																		
Payson.....	169																																																																																																																																																																																																																																																		
Pine.....	170																																																																																																																																																																																																																																																		
Graham County																																																																																																																																																																																																																																																			
Pima.....	170																																																																																																																																																																																																																																																		
Safford.....	171																																																																																																																																																																																																																																																		
Greenlee County																																																																																																																																																																																																																																																			
Clifton.....	171																																																																																																																																																																																																																																																		
Duncan.....	172																																																																																																																																																																																																																																																		
Morenci.....	172																																																																																																																																																																																																																																																		
Maricopa County																																																																																																																																																																																																																																																			
Buckeye.....	173																																																																																																																																																																																																																																																		
Chandler.....	173																																																																																																																																																																																																																																																		
East Mesa.....	174																																																																																																																																																																																																																																																		
Gila Bend.....	174																																																																																																																																																																																																																																																		
Glendale.....	175																																																																																																																																																																																																																																																		
Northeast Phoenix.....	175																																																																																																																																																																																																																																																		
Northwest Phoenix.....	176																																																																																																																																																																																																																																																		
Peoria.....	176																																																																																																																																																																																																																																																		
Phoenix (Consolidated).....	177																																																																																																																																																																																																																																																		
Central Phoenix																																																																																																																																																																																																																																																			
East Phoenix #1																																																																																																																																																																																																																																																			
East Phoenix #2																																																																																																																																																																																																																																																			
West Phoenix																																																																																																																																																																																																																																																			
Scottsdale.....	177																																																																																																																																																																																																																																																		
South Phoenix.....	178																																																																																																																																																																																																																																																		
Tempe.....	178																																																																																																																																																																																																																																																		
Tolleson.....	179																																																																																																																																																																																																																																																		
West Mesa.....	179																																																																																																																																																																																																																																																		
Wickenburg.....	180																																																																																																																																																																																																																																																		
Mohave County																																																																																																																																																																																																																																																			
Bullhead City.....	180																																																																																																																																																																																																																																																		
Colorado.....	181																																																																																																																																																																																																																																																		
Kingman.....	181																																																																																																																																																																																																																																																		
Lake Havasu City.....	182																																																																																																																																																																																																																																																		
Navajo County	Page 182																																																																																																																																																																																																																																																		
Holbrook.....	182																																																																																																																																																																																																																																																		
Pinetop.....	183																																																																																																																																																																																																																																																		
Show Low.....	183																																																																																																																																																																																																																																																		
Snowflake.....	184																																																																																																																																																																																																																																																		
Winslow.....	184																																																																																																																																																																																																																																																		
Pima County																																																																																																																																																																																																																																																			
Ajo.....	185																																																																																																																																																																																																																																																		
Tucson (Consolidated).....	185																																																																																																																																																																																																																																																		
Pinal County																																																																																																																																																																																																																																																			
Apache Junction.....	186																																																																																																																																																																																																																																																		
Casa Grande.....	186																																																																																																																																																																																																																																																		
Coolidge.....	187																																																																																																																																																																																																																																																		
Eloy.....	187																																																																																																																																																																																																																																																		
Florence.....	188																																																																																																																																																																																																																																																		
Kearny.....	188																																																																																																																																																																																																																																																		
Mammoth.....	189																																																																																																																																																																																																																																																		
Maricopa.....	189																																																																																																																																																																																																																																																		
Oracle.....	190																																																																																																																																																																																																																																																		
San Manuel.....	190																																																																																																																																																																																																																																																		
Stanfield.....	191																																																																																																																																																																																																																																																		
Superior.....	191																																																																																																																																																																																																																																																		
Santa Cruz County																																																																																																																																																																																																																																																			
Nogales.....	192																																																																																																																																																																																																																																																		
Patagonia.....	192																																																																																																																																																																																																																																																		
Yavapai County																																																																																																																																																																																																																																																			
Bagdad.....	193																																																																																																																																																																																																																																																		
Camp Verde.....	193																																																																																																																																																																																																																																																		
Mayer.....	194																																																																																																																																																																																																																																																		
Prescott.....	194																																																																																																																																																																																																																																																		
Seligman.....	195																																																																																																																																																																																																																																																		
Upper Verde.....	195																																																																																																																																																																																																																																																		
Yarnell.....	196																																																																																																																																																																																																																																																		
Yuma County																																																																																																																																																																																																																																																			
Parker.....	196																																																																																																																																																																																																																																																		
Quartzsite.....	197																																																																																																																																																																																																																																																		
Salome.....	197																																																																																																																																																																																																																																																		
Somerton.....	198																																																																																																																																																																																																																																																		
Wellton.....	198																																																																																																																																																																																																																																																		
Yuma.....	199																																																																																																																																																																																																																																																		

Justice of the Peace Courts

CASELOAD STATISTICS

General

The caseload statistics contained in this section of the report are based on the monthly statistical reports submitted to the Supreme Court by the justice courts. In July there were two major changes in the statistical reports, each resulting from legislative changes.

The small claims divisions of the justice courts, which were authorized by the Thirty-Fourth Legislature, became effective in July, 1981. Consequently, the Supreme Court statistical reporting forms were revised to reflect activity in this new category. During the first six months of operation, 1,419 small claims cases were terminated by the justice courts. This figure is likely to increase during 1982 as the public becomes more familiar with this method of resolving claims involving \$500 or less.

The second major change in the statistical reporting forms was precipitated by a change in the method of determining salaries for justices of the peace (A.R.S. §22-125). The new legislation provides that the judges' salaries be paid on the basis of productivity credits which are derived from the number of new case filings in the court as compiled by the Supreme Court. Different categories of cases are assigned different productivity credit points. For example, ten driving while intoxicated (DWI) filings are worth one productivity credit, while sixty speeding citations equal one productivity credit. As a result of the legislation, the Supreme Court changed the statistical reporting forms in July 1981 to reflect "filings" rather than "defendants" in traffic and criminal cases. Therefore, the statistics reported here are a combination of counting "defendants" for the first six months of the year and "filings" for the second half of the year.

When the report forms were revised in July 1981, certain preliminary hearing termination categories were deleted to ease the completion of the report forms. These deletions are reflected in this report.

During 1981, two courts did not report complete statistics for the year, and thus the statewide totals reported hereafter do not include figures for the months of October, November, and December in Glendale Precinct and for November and December in South Phoenix Precinct. Two new precincts were added this year, Coconino East Precinct in Flagstaff, and Pima No. 6 in the Tucson consolidated justice courts.

The monthly statistical report forms and caseload statistical tables in this report include categories entitled "transferred in" and "transferred out". Although these categories are included primarily to report the

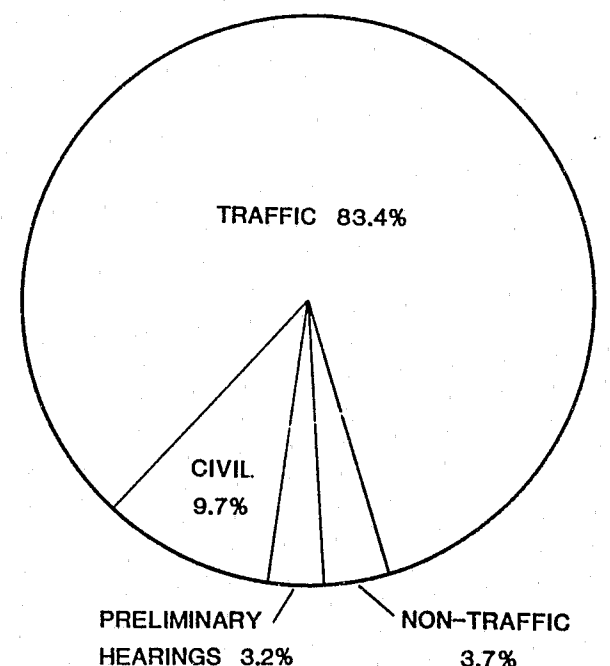
actual transfer of cases or defendants from one court to another, the categories may also be employed to make statistical adjustments of discovered reporting inaccuracies. Such inaccuracies are usually detected either during physical inventories of pending caseloads by court personnel or by staff of the Administrative Director's office during routine monitoring of the monthly reports.

In most instances where physical inventory adjustments have been made, the adjustments have been published in the same form as they were reported to this office and footnoted appropriately. For some courts, physical inventories of pending caseloads resulted in statistical adjustments being made in both the transferred in and transferred out categories within the same case category. Where possible, such adjustments have been offset against each other, with the offsetting difference reported either as transferred in or transferred out.

1981 Caseload Activity

During 1981, overall case filings grew at a rate of 15.6% from a total of 496,528 filings in 1980 to 573,830 filings in the recently completed year. Terminations increased similarly rising from 455,993 closures in 1980 to 540,380 closures in 1981, an 18.5% increase. As a result of the considerable growth of reported filings, the total number of cases pending at the end of the year increased 24.7%, going from 193,776 cases pending January 1, 1980 to 241,574 cases pending at the end of 1981.

Justice of the Peace Court
Filings 1981



As shown in the pie chart, the great majority of filings (83.4%) in justice courts relate to defendants in misdemeanor traffic complaints. Civil cases comprise 9.7% of the filings in the court while preliminary hearings (3.2%) and non-traffic misdemeanor cases (3.7%) constitute the remainder of the filings.

Traffic matters showed a considerable increase during 1981. Traffic filings increased 17.3% from 407,987 filings in 1980 to 478,678 filings in 1981. Traffic terminations also increased statewide in 1981 surging to 453,960 dispositions which was an increase of 22.5% over the 370,615 dispositions reported in 1980. Pending statistics for traffic cases rose 25% from 148,290 cases on January 1, 1981 to 185,414 cases on December 31, 1981. Of the total number of traffic defendants with cases pending at the end of 1981, 53,135 were reported to be pending with warrants issued.

In 1981 statewide justice court civil filings totaled 55,692 an increase of 5.1% over the 1980 reported filing level of 52,979. Civil dispositions changed slightly from the previous year rising from 47,750 terminations in 1980 to 49,418 terminations in 1981, or an increase of 3.5%. The pending civil caseload at the end of 1981 reflected an increase of 23.9% over the beginning of the year (31,066 pending on January 1, 1981 as compared to 38,500 pending on December 31, 1981).

Non-traffic misdemeanor filings grew at a rate of 20.2% during the year. However, terminations decreased 6.7% from 20,491 closures in 1980 to 19,123 closures in 1981. As a result, the year-end pending backlog of cases increased a dramatic 25.3% from 9,410 on January 1, 1981 to 11,789 matters on December 31, 1981. Of the total number of non-traffic misdemeanor defendants reported pending at the end of 1981, 3,345 were reported as pending with warrants issued.

In Arizona preliminary hearings for felony defendants are usually held in the justice courts. The number of defendants with felony complaints filed statewide in 1981 increased 2.1% from 18,098 filings in 1980 to 18,477 filings in 1981. Terminations of these matters increased from 17,137 closures in 1980 to 17,879 closures in 1981, or an increase of 4.3%. Cases pending at year-end increased 17.2% going from 5,010 matters on January 1, 1981 to 5,871 matters on December 31, 1981. Of the cases pending at year-end, 3,947 (67%) represent cases with an outstanding warrant.

Caseload Statistical Definitions

The following definitions are included to provide the reader with a better understanding of what the caseload statistical data represents. Civil statistics reflect the number of cases for the entire year. Traffic and non-traffic misdemeanor figures and preliminary hearing figures represent the number of defendants named in complaints for the first half of 1980 and the number of case filings for the second half of the year.

Case Categories

CIVIL - A lawsuit in which the claim is less than \$2,500. Also included are forcible entry and detainer actions (recovery of leased or rented property) providing the rental value does not exceed \$500 per month and damages sought are less than \$1,000.

MISDEMEANOR—TRAFFIC - Includes traffic violations contained in Title 28 of the Arizona Revised Statutes including driving while intoxicated, reckless driving, and other moving violations. Traffic statistics also include all violations of Arizona Corporation Commission Motor Carrier Rules and Regulations.

MISDEMEANOR—NON-TRAFFIC - All other misdemeanors where the law provides for punishment that does not exceed six months incarceration and/or a fine of up to \$1,000.

PRELIMINARY HEARINGS - A hearing to determine whether the defendant should be held for trial in the superior court on a felony complaint.

Case Activity

TRANSFERRED IN - The number of cases transferred in from other justice of the peace precincts. Also includes statistical adjustments to correct discovered inaccuracies and inventory adjustments.

TRANSFERRED OUT - The number of cases transferred out to other precincts. Also includes statistical adjustments to correct discovered inaccuracies and inventory adjustments.

WITHOUT TRIAL - The number of cases terminated without a trial including dismissals by the judge, summary judgments, and dismissals by the plaintiff or by stipulation of the parties involved.

PLEA AND/OR BOND FORFEITURE - The number of cases terminated after the acceptance of a guilty or no contest plea to the original charge, and the number of defendants who forfeit a posted bond.

OUT OF JURISDICTION - For statistical reporting purposes only, includes the number of cases in which defendants are believed to be physically outside the court's jurisdiction and no arrest warrant has been issued.

FINANCIAL INFORMATION

The financial information contained in this section of the report is based on the results of a detailed financial survey obtained from the justice courts. Statewide justice court summary information is contained in the financial table; it separates actual expenditures made during fiscal year 1980-81 from the budgets appropriated for the courts for fiscal year 1981-82.

Included in the General Introduction on page 5 is a brief explanation related to the overall financial information contained in the report and definitions as to what the financial categories presented include.

PERSONNEL INFORMATION

The personnel information presented here is based on responses to a personnel survey conducted by the Arizona Supreme Court in the fall, 1981.

As a result of the variety and number of job titles encountered in compiling this information, the following general position groupings have been established for purposes of this report:

Judge
Constable
Administrative Staff
Support Staff
Secretarial/Clerical

Since little, if any, statewide uniformity appears to exist in regard to position titles and corresponding work-related responsibilities, for purposes of this report positions have been grouped together solely on the basis of position titles.

The following position titles are included in the "Administrative Staff" position grouping.

Administrative Assistant
Courts Administrator
Principal Administrative Assistant

The following position titles are included under the "Support Staff" category:

Accountant
Court Reporter
Custodian
Interpreter
Janitor
Office Manager
Office Supervisor
Probation Officer
Process Server

The following position titles are included under the "Secretarial/Clerical" category:

Account Clerk
Accounting Aide
Bookkeeper
Chief Clerk
Civil Clerk
Clerical Aide
Clerk
Clerk/Interpreter
Clerk/Typist
Court Clerk
Criminal Clerk
Data Entry Operator
Deputy Clerk
Intermediate Clerk
Judicial Secretary
Justice Court Clerk
Principal Clerk
Records Clerk
Secretary
Senior Clerk
Small Claims Clerk
Traffic Clerk
Typist
Utility Clerk
Vehicular Clerk

JUSTICE OF THE PEACE COURTS

STATEWIDE SUMMARY - 1981 CASELOAD STATISTICS^a

CIVIL		MISDEMEANOR	TRAFFIC	NON-TRAFFIC	PRELIMINARY HEARINGS		TOTAL
BEGINNING PENDING: UNDER 1 YEAR ^b	24,348	BEGINNING PENDING: UNDER 150 DAYS	78,596	3,494	BEGINNING PENDING: UNDER 20 DAYS	879	
1 YEAR & OVER ^b	6,718	150 DAYS & OVER	69,694	5,916	20 DAYS & OVER	4,131	
TOTAL PENDING ^b	31,066	TOTAL PENDING	148,290	9,410	TOTAL PENDING	5,010	193,776
FILINGS	55,692	FILINGS	478,678	20,983	FILINGS	18,477	573,830
TRANSFERRED IN	1,160	TRANSFERRED IN	12,406	532	TRANSFERRED IN	263	14,361
TOTAL ON FILE	87,918	TOTAL ON FILE	639,374	30,925	TOTAL ON FILE	23,750	781,967
TERMINATIONS		TERMINATIONS			TERMINATIONS		
TRANSFERRED OUT	817	TRANSFERRED OUT	8,154				
DEFAULT HEARING	13,968	PLEA &/OR BOND FORFEITURE	347,462				
WITHOUT TRIAL	21,874	PLEA TO LESSER CHARGE	8,749				
SMALL CLAIMS TRIAL	1,419	DISMISSALS	38,991				
COURT TRIAL	11,327	OUT OF JURIS.	37,317				
JURY TRIAL	13	COURT TRIAL	13,160				
		JURY TRIAL	127				
TOTAL TERMINATIONS	49,418	TOTAL TERMINATIONS	453,960	19,123	TOTAL TERMINATIONS	17,879	540,380
ENDING PENDING: UNDER 1 YEAR	29,522	ENDING PENDING: UNDER 150 DAYS	99,507	4,474	ENDING PENDING: UNDER 20 DAYS	885	
1 YEAR & OVER	8,978	150 DAYS & OVER	85,907	7,328	20 DAYS & OVER	4,986	
TOTAL PENDING	38,500	TOTAL PENDING*	185,414	11,802	TOTAL PENDING**	5,871	241,587

*Includes 53,135 traffic and 3,345 non-traffic defendants with warrants issued.
 **Includes 3,947 defendants with warrants issued.
 DOMESTIC VIOLENCE: Petitions for Order of Protection Filed: 2,735 Requests for Hearing: 392
^aIncludes only partial statistics for Glendale Precinct (January through September) and South Phoenix Precinct (January through October).
^bFigures do not coincide with those reported for the end of 1980 due to the inclusion of 1981 statistics for three courts whose 1980 statistics were not received in time for publication.

FINANCIAL INFORMATION*

CATEGORIES	1980-81 EXPENDITURES	1981-82 BUDGET
I. DIRECT:		
Personal Services	\$ 4,046,485	\$ 4,636,959
Direct Fringe Benefits	500,541	740,434
Operating Expenses	651,720	919,674
Travel & Transportation	67,859	105,285
Professional Services	393,836	378,042
Capital Expenses	54,740	87,914
SUB-TOTAL I	\$ 5,715,181	\$ 6,868,308
II. INDIRECT:		
Indirect Fringe Benefits	\$ 130,059	\$ 137,038
Support Services	203,510	151,616
Federal Funds	36,806	58,192
State Funds	-	-
SUB-TOTAL II	\$ 370,375	\$ 346,846
TOTAL	\$ 6,085,556	\$ 7,215,154

*Does not include figures for Puerco, Apache County or Salome, Yuma County.

PERSONNEL INFORMATION

POSITIONS	FULL-TIME	PART-TIME
Judge	86	-
Constable	25	1
Administrative Staff	2	-
Support Staff	15	5
Secretarial/Clerical	219	45
TOTAL	347	51

JUSTICE OF THE PEACE COURTS

APACHE COUNTY SUMMARY - 1981 CASELOAD STATISTICS

CIVIL		MISDEMEANOR	TRAFFIC	NON-TRAFFIC	PRELIMINARY HEARINGS		TOTAL
BEGINNING PENDING: UNDER 1 YEAR	90	BEGINNING PENDING: UNDER 150 DAYS	2,118	55	BEGINNING PENDING: UNDER 20 DAYS	8	
1 YEAR & OVER	3	150 DAYS & OVER	1,051	18	20 DAYS & OVER	28	
TOTAL PENDING	93	TOTAL PENDING	3,169	73	TOTAL PENDING	36	3,371
FILINGS	153	FILINGS	21,411	758	FILINGS	221	22,543
TRANSFERRED IN	3	TRANSFERRED IN	328	15	TRANSFERRED IN	2	348
TOTAL ON FILE	249	TOTAL ON FILE	24,908	846	TOTAL ON FILE	259	26,262
TERMINATIONS		TERMINATIONS			TERMINATIONS		
TRANSFERRED OUT	1	TRANSFERRED OUT	86				
DEFAULT HEARING	10	PLEA &/OR BOND FORFEITURE	14,974				
WITHOUT TRIAL	96	PLEA TO LESSER CHARGE	128				
SMALL CLAIMS TRIAL	3	DISMISSALS	943				
COURT TRIAL	28	OUT OF JURIS.	2,433				
JURY TRIAL		COURT TRIAL	224				
TOTAL TERMINATIONS	138	TOTAL TERMINATIONS	18,788	710	TOTAL TERMINATIONS	220	19,856
ENDING PENDING: UNDER 1 YEAR	107	ENDING PENDING: UNDER 150 DAYS	5,033	121	ENDING PENDING: UNDER 20 DAYS	3	
1 YEAR & OVER	4	150 DAYS & OVER	1,087	15	20 DAYS & OVER	36	
TOTAL PENDING	111	TOTAL PENDING*	6,120	136	TOTAL PENDING**	39	6,406

*Includes 1,337 traffic and 12 non-traffic defendants with warrants issued.
 **Includes 12 defendants with warrants issued.
 DOMESTIC VIOLENCE: Petitions for Order of Protection Filed: 22 Requests for Hearing: 0

COCHISE COUNTY SUMMARY - 1981 CASELOAD STATISTICS

CIVIL		MISDEMEANOR	TRAFFIC	NON-TRAFFIC	PRELIMINARY HEARINGS		TOTAL
BEGINNING PENDING: UNDER 1 YEAR	513	BEGINNING PENDING: UNDER 150 DAYS	5,345	50	BEGINNING PENDING: UNDER 20 DAYS	24	
1 YEAR & OVER	14	150 DAYS & OVER	3,213	62	20 DAYS & OVER	108	
TOTAL PENDING	527	TOTAL PENDING	8,558	112	TOTAL PENDING	132	9,329
FILINGS	2,028	FILINGS	34,141	752	FILINGS	483	37,404
TRANSFERRED IN	21	TRANSFERRED IN	1,209	7	TRANSFERRED IN	5	1,242
TOTAL ON FILE	2,576	TOTAL ON FILE	43,908	871	TOTAL ON FILE	620	47,975
TERMINATIONS		TERMINATIONS			TERMINATIONS		
TRANSFERRED OUT	47	TRANSFERRED OUT	1,897				
DEFAULT HEARING	429	PLEA &/OR BOND FORFEITURE	27,463				
WITHOUT TRIAL	911	PLEA TO LESSER CHARGE	111				
SMALL CLAIMS TRIAL	135	DISMISSALS	420				
COURT TRIAL	335	OUT OF JURIS.	4,075				
JURY TRIAL	1	COURT TRIAL	453				
TOTAL TERMINATIONS	1,858	TOTAL TERMINATIONS	34,422	693	TOTAL TERMINATIONS	440	37,413
ENDING PENDING: UNDER 1 YEAR	686	ENDING PENDING: UNDER 150 DAYS	6,122	94	ENDING PENDING: UNDER 20 DAYS	36	
1 YEAR & OVER	32	150 DAYS & OVER	3,364	84	20 DAYS & OVER	144	
TOTAL PENDING	718	TOTAL PENDING*	9,486	178	TOTAL PENDING**	180	10,562

*Includes 3,923 traffic and 94 non-traffic defendants with warrants issued.
 **Includes 62 defendants with warrants issued.
 DOMESTIC VIOLENCE: Petitions for Order of Protection Filed: 82 Requests for Hearing: 12

JUSTICE OF THE PEACE COURTS

COCONINO COUNTY SUMMARY - 1981 CASELOAD STATISTICS

CIVIL		MISDEMEANOR	TRAFFIC	NON-TRAFFIC	PRELIMINARY HEARINGS		TOTAL
BEGINNING PENDING: UNDER 1 YEAR	428	BEGINNING PENDING: UNDER 150 DAYS	5,312	211	BEGINNING PENDING: UNDER 20 DAYS	24	
1 YEAR & OVER	83	150 DAYS & OVER	2,735	144	20 DAYS & OVER	30	
TOTAL PENDING	511	TOTAL PENDING	8,047	355	TOTAL PENDING	54	8,967
FILINGS	1,330	FILINGS	38,877	1,407	FILINGS	698	42,312
TRANSFERRED IN	19	TRANSFERRED IN	35	17	TRANSFERRED IN	21	92
TOTAL ON FILE	1,860	TOTAL ON FILE	46,959	1,779	TOTAL ON FILE	773	51,371
TERMINATIONS		TERMINATIONS					
TRANSFERRED OUT	34	TRANSFERRED OUT	88				
DEFAULT HEARING	160	PLEA &/OR BOND FORFEITURE	31,194				
WITHOUT TRIAL	603	PLEA TO LESSER CHARGE	765				
SMALL CLAIMS TRIAL	39	DISMISSALS	941				
COURT TRIAL	250	OUT OF JURIS.	5,092				
JURY TRIAL		COURT TRIAL	1,128				
		JURY TRIAL	5				
TOTAL TERMINATIONS	1,086	TOTAL TERMINATIONS	39,213	1,311	TOTAL TERMINATIONS	628	42,238
ENDING PENDING: UNDER 1 YEAR	613	ENDING PENDING: UNDER 150 DAYS	5,074	320	ENDING PENDING: UNDER 20 DAYS	24	
1 YEAR & OVER	161	150 DAYS & OVER	2,672	148	20 DAYS & OVER	121	
TOTAL PENDING	774	TOTAL PENDING*	7,746	468	TOTAL PENDING**	145	9,133

*Includes 892 traffic and 118 non-traffic defendants with warrants issued.
 **Includes 91 defendants with warrants issued.
 DOMESTIC VIOLENCE: Petitions for Order of Protection Filed: 54 Requests for Hearing: 9

GILA COUNTY SUMMARY - 1981 CASELOAD STATISTICS

CIVIL		MISDEMEANOR	TRAFFIC	NON-TRAFFIC	PRELIMINARY HEARINGS		TOTAL
BEGINNING PENDING: UNDER 1 YEAR	185	BEGINNING PENDING: UNDER 150 DAYS	1,713	185	BEGINNING PENDING: UNDER 20 DAYS	22	
1 YEAR & OVER	93	150 DAYS & OVER	939	126	20 DAYS & OVER	48	
TOTAL PENDING	278	TOTAL PENDING	2,652	311	TOTAL PENDING	70	3,311
FILINGS	1,138	FILINGS	11,352	699	FILINGS	375	13,564
TRANSFERRED IN	6	TRANSFERRED IN	48	4	TRANSFERRED IN		58
TOTAL ON FILE	1,422	TOTAL ON FILE	14,052	1,014	TOTAL ON FILE	445	16,933
TERMINATIONS		TERMINATIONS					
TRANSFERRED OUT	20	TRANSFERRED OUT	379				
DEFAULT HEARING	196	PLEA &/OR BOND FORFEITURE	8,988				
WITHOUT TRIAL	469	PLEA TO LESSER CHARGE	178				
SMALL CLAIMS TRIAL	24	DISMISSALS	548				
COURT TRIAL	149	OUT OF JURIS.	90				
JURY TRIAL	2	COURT TRIAL	143				
		JURY TRIAL					
TOTAL TERMINATIONS	860	TOTAL TERMINATIONS	10,326	622	TOTAL TERMINATIONS	353	12,161
ENDING PENDING: UNDER 1 YEAR	456	ENDING PENDING: UNDER 150 DAYS	2,498	310	ENDING PENDING: UNDER 20 DAYS	52	
1 YEAR & OVER	106	150 DAYS & OVER	1,228	82	20 DAYS & OVER	40	
TOTAL PENDING	562	TOTAL PENDING*	3,726	392	TOTAL PENDING**	92	4,772

*Includes 1,750 traffic and 73 non-traffic defendants with warrants issued.
 **Includes 34 defendants with warrants issued.
 DOMESTIC VIOLENCE: Petitions for Order of Protection Filed: 90 Requests for Hearing: 7

JUSTICE OF THE PEACE COURTS

GRAHAM COUNTY SUMMARY - 1981 CASELOAD STATISTICS

CIVIL		MISDEMEANOR	TRAFFIC	NON-TRAFFIC	PRELIMINARY HEARINGS		TOTAL
BEGINNING PENDING: UNDER 1 YEAR	20	BEGINNING PENDING: UNDER 150 DAYS	282	71	BEGINNING PENDING: UNDER 20 DAYS	34	
1 YEAR & OVER	0	150 DAYS & OVER	0	0	20 DAYS & OVER	2	
TOTAL PENDING	20	TOTAL PENDING	282	71	TOTAL PENDING	36	409
FILINGS	357	FILINGS	3,180	211	FILINGS	254	4,002
TRANSFERRED IN	2	TRANSFERRED IN	74	2	TRANSFERRED IN		78
TOTAL ON FILE	379	TOTAL ON FILE	3,536	284	TOTAL ON FILE	290	4,489
TERMINATIONS		TERMINATIONS					
TRANSFERRED OUT	2	TRANSFERRED OUT	38				
DEFAULT HEARING	162	PLEA &/OR BOND FORFEITURE	2,579				
WITHOUT TRIAL	61	PLEA TO LESSER CHARGE	275				
SMALL CLAIMS TRIAL	2	DISMISSALS	179				
COURT TRIAL	36	OUT OF JURIS.	88				
		COURT TRIAL	42				
		JURY TRIAL	1				
TOTAL TERMINATIONS	263	TOTAL TERMINATIONS	3,202	222	TOTAL TERMINATIONS	201	3,888
ENDING PENDING: UNDER 1 YEAR	116	ENDING PENDING: UNDER 150 DAYS	228	23	ENDING PENDING: UNDER 20 DAYS	14	
1 YEAR & OVER	0	150 DAYS & OVER	106	39	20 DAYS & OVER	75	
TOTAL PENDING	116	TOTAL PENDING*	334	62	TOTAL PENDING**	89	601

*Includes 83 traffic and 0 non-traffic defendants with warrants issued.
 **Includes 57 defendants with warrants issued.
 DOMESTIC VIOLENCE: Petitions for Order of Protection Filed: 8 Requests for Hearing: 0

GREENLEE COUNTY SUMMARY - 1981 CASELOAD STATISTICS

CIVIL		MISDEMEANOR	TRAFFIC	NON-TRAFFIC	PRELIMINARY HEARINGS		TOTAL
BEGINNING PENDING: UNDER 1 YEAR	22	BEGINNING PENDING: UNDER 150 DAYS	197	17	BEGINNING PENDING: UNDER 20 DAYS	8	
1 YEAR & OVER	31	150 DAYS & OVER	21	10	20 DAYS & OVER	0	
TOTAL PENDING	53	TOTAL PENDING	218	27	TOTAL PENDING	8	306
FILINGS	42	FILINGS	1,539	134	FILINGS	56	1,771
TRANSFERRED IN	10	TRANSFERRED IN	57	6	TRANSFERRED IN		73
TOTAL ON FILE	105	TOTAL ON FILE	1,814	167	TOTAL ON FILE	64	2,150
TERMINATIONS		TERMINATIONS					
TRANSFERRED OUT	4	TRANSFERRED OUT	47				
DEFAULT HEARING	7	PLEA &/OR BOND FORFEITURE	1,291				
WITHOUT TRIAL	17	PLEA TO LESSER CHARGE	10				
SMALL CLAIMS TRIAL	7	DISMISSALS	50				
COURT TRIAL	9	OUT OF JURIS.	1				
		COURT TRIAL	79				
		JURY TRIAL					
TOTAL TERMINATIONS	44	TOTAL TERMINATIONS	1,478	135	TOTAL TERMINATIONS	54	1,711
ENDING PENDING: UNDER 1 YEAR	25	ENDING PENDING: UNDER 150 DAYS	282	18	ENDING PENDING: UNDER 20 DAYS	3	
1 YEAR & OVER	36	150 DAYS & OVER	54	14	20 DAYS & OVER	7	
TOTAL PENDING	61	TOTAL PENDING*	336	32	TOTAL PENDING**	10	439

*Includes 48 traffic and 4 non-traffic defendants with warrants issued.
 **Includes 0 defendants with warrants issued.
 DOMESTIC VIOLENCE: Petitions for Order of Protection Filed: 15 Requests for Hearing: 0

JUSTICE OF THE PEACE COURTS

MARICOPA COUNTY SUMMARY - 1981 CASELOAD STATISTICS^a

CIVIL		MISDEMEANOR	TRAFFIC	NON-TRAFFIC	PRELIMINARY HEARINGS		TOTAL
BEGINNING PENDING: UNDER 1 YEAR	14,643	BEGINNING PENDING: UNDER 150 DAYS	18,585	834	BEGINNING PENDING: UNDER 20 DAYS	528	
1 YEAR & OVER	4,191	150 DAYS & OVER	27,351	881	20 DAYS & OVER	2,820	
TOTAL PENDING	18,834	TOTAL PENDING	45,936	1,715	TOTAL PENDING	3,348	69,833
FILINGS	30,286	FILINGS	124,226	5,664	FILINGS	11,635	171,811
TRANSFERRED IN	318	TRANSFERRED IN	2,453	94	TRANSFERRED IN	88	2,953
TOTAL ON FILE	49,438	TOTAL ON FILE	172,615	7,473	TOTAL ON FILE	15,071	244,597
TERMINATIONS	TRANSFERRED OUT	395	TRANSFERRED OUT	3,036			
	DEFAULT HEARING	10,179	PLEA &/OR BOND FORFEITURE	78,450			
	WITHOUT TRIAL	11,552	PLEA TO LESSER CHARGE	4,578			
	SMALL CLAIMS TRIAL	734	DISMISSALS	15,768			
	COURT TRIAL	5,594	OUT OF JURIS.	4,335			
	JURY TRIAL	3	COURT TRIAL	3,843			
TOTAL TERMINATIONS	28,457	TOTAL TERMINATIONS	110,045	4,665	TOTAL TERMINATIONS	11,254	154,421
ENDING PENDING: UNDER 1 YEAR	15,934	ENDING PENDING: UNDER 150 DAYS	22,741	975	ENDING PENDING: UNDER 20 DAYS	574	
1 YEAR & OVER	5,047	150 DAYS & OVER	39,829	1,833	20 DAYS & OVER	3,243	
TOTAL PENDING	20,981	TOTAL PENDING*	62,570	2,808	TOTAL PENDING**	3,817	90,176

*Includes 18,566 traffic and 797 non-traffic defendants with warrants issued.
 **Includes 2,942 defendants with warrants issued.
 DOMESTIC VIOLENCE: Petitions for Order of Protection Filed: 1,943 Requests for Hearing: 284
^aIncludes only partial statistics for Glendale Precinct (January through September) and South Phoenix Precinct (January through October).

MOHAVE COUNTY SUMMARY - 1981 CASELOAD STATISTICS

CIVIL		MISDEMEANOR	TRAFFIC	NON-TRAFFIC	PRELIMINARY HEARINGS		TOTAL
BEGINNING PENDING: UNDER 1 YEAR	715	BEGINNING PENDING: UNDER 150 DAYS	10,373	385	BEGINNING PENDING: UNDER 20 DAYS	31	
1 YEAR & OVER	54	150 DAYS & OVER	3,918	2,426	20 DAYS & OVER	296	
TOTAL PENDING	769	TOTAL PENDING	14,291	2,811	TOTAL PENDING	327	18,198
FILINGS	1,591	FILINGS	48,834	2,301	FILINGS	1,085	53,811
TRANSFERRED IN	23	TRANSFERRED IN	531	41	TRANSFERRED IN	14	609
TOTAL ON FILE	2,383	TOTAL ON FILE	63,656	5,153	TOTAL ON FILE	1,426	72,618
TERMINATIONS	TRANSFERRED OUT	35	TRANSFERRED OUT	134			
	DEFAULT HEARING	286	PLEA &/OR BOND FORFEITURE	33,234			
	WITHOUT TRIAL	604	PLEA TO LESSER CHARGE	367			
	SMALL CLAIMS TRIAL	66	DISMISSALS	1,594			
	COURT TRIAL	272	OUT OF JURIS.	7,723			
	JURY TRIAL	1	COURT TRIAL	651			
TOTAL TERMINATIONS	1,264	TOTAL TERMINATIONS	43,704	2,405	TOTAL TERMINATIONS	1,033	48,406
ENDING PENDING: UNDER 1 YEAR	1,067	ENDING PENDING: UNDER 150 DAYS	14,464	406	ENDING PENDING: UNDER 20 DAYS	49	
1 YEAR & OVER	52	150 DAYS & OVER	5,488	2,342	20 DAYS & OVER	344	
TOTAL PENDING	1,119	TOTAL PENDING*	19,952	2,748	TOTAL PENDING**	393	24,212

*Includes 4,032 traffic and 910 non-traffic defendants with warrants issued.
 **Includes 161 defendants with warrants issued.
 DOMESTIC VIOLENCE: Petitions for Order of Protection Filed: 61 Requests for Hearing: 16

JUSTICE OF THE PEACE COURTS

NAVAJO COUNTY SUMMARY - 1981 CASELOAD STATISTICS

CIVIL		MISDEMEANOR	TRAFFIC	NON-TRAFFIC	PRELIMINARY HEARINGS		TOTAL
BEGINNING PENDING: UNDER 1 YEAR	332	BEGINNING PENDING: UNDER 150 DAYS	2,363	86	BEGINNING PENDING: UNDER 20 DAYS	29	
1 YEAR & OVER	234	150 DAYS & OVER	2,173	141	20 DAYS & OVER	173	
TOTAL PENDING	566	TOTAL PENDING	4,536	227	TOTAL PENDING	202	5,531
FILINGS	879	FILINGS	21,528	964	FILINGS	527	23,898
TRANSFERRED IN	15	TRANSFERRED IN	298	52	TRANSFERRED IN	6	371
TOTAL ON FILE	1,460	TOTAL ON FILE	26,362	1,243	TOTAL ON FILE	735	29,800
TERMINATIONS	TRANSFERRED OUT	34	TRANSFERRED OUT	280			
	DEFAULT HEARING	189	PLEA &/OR BOND FORFEITURE	15,223			
	WITHOUT TRIAL	276	PLEA TO LESSER CHARGE	158			
	SMALL CLAIMS TRIAL	20	DISMISSALS	1,525			
	COURT TRIAL	129	OUT OF JURIS.	2,543			
	JURY TRIAL	1	COURT TRIAL	388			
TOTAL TERMINATIONS	649	TOTAL TERMINATIONS	20,125	865	TOTAL TERMINATIONS	458	22,097
ENDING PENDING: UNDER 1 YEAR	488	ENDING PENDING: UNDER 150 DAYS	3,448	204	ENDING PENDING: UNDER 20 DAYS	21	
1 YEAR & OVER	23	150 DAYS & OVER	2,789	174	20 DAYS & OVER	256	
TOTAL PENDING	811	TOTAL PENDING*	6,237	378	TOTAL PENDING**	277	7,703

*Includes 2,091 traffic and 114 non-traffic defendants with warrants issued.
 **Includes 64 defendants with warrants issued.
 DOMESTIC VIOLENCE: Petitions for Order of Protection Filed: 70 Requests for Hearing: 13

PIMA COUNTY SUMMARY - 1981 CASELOAD STATISTICS

CIVIL		MISDEMEANOR	TRAFFIC	NON-TRAFFIC	PRELIMINARY HEARINGS		TOTAL
BEGINNING PENDING: UNDER 1 YEAR	5,737	BEGINNING PENDING: UNDER 150 DAYS	9,558	662	BEGINNING PENDING: UNDER 20 DAYS	74	
1 YEAR & OVER	976	150 DAYS & OVER	5,621	659	20 DAYS & OVER	66	
TOTAL PENDING	6,713	TOTAL PENDING	15,179	1,321	TOTAL PENDING	140	23,353
FILINGS	13,338	FILINGS	48,571	2,486	FILINGS	983	65,378
TRANSFERRED IN	12	TRANSFERRED IN	5,677	2	TRANSFERRED IN	23	5,714
TOTAL ON FILE	20,063	TOTAL ON FILE	69,427	3,809	TOTAL ON FILE	1,146	94,445
TERMINATIONS	TRANSFERRED OUT	36	TRANSFERRED OUT	284			
	DEFAULT HEARING	379	PLEA &/OR BOND FORFEITURE	38,189			
	WITHOUT TRIAL	5,373	PLEA TO LESSER CHARGE	393			
	SMALL CLAIMS TRIAL	247	DISMISSALS	11,087			
	COURT TRIAL	3,631	OUT OF JURIS.	2,264			
	JURY TRIAL	5	COURT TRIAL	3,595			
TOTAL TERMINATIONS	9,671	TOTAL TERMINATIONS	55,847	1,824	TOTAL TERMINATIONS	1,077	68,419
ENDING PENDING: UNDER 1 YEAR	8,020	ENDING PENDING: UNDER 150 DAYS	10,867	1,057	ENDING PENDING: UNDER 20 DAYS	36	
1 YEAR & OVER	2,372	150 DAYS & OVER	2,713	928	20 DAYS & OVER	33	
TOTAL PENDING	10,392	TOTAL PENDING*	13,580	1,985	TOTAL PENDING**	69	26,026

*Includes 256 traffic and 24 non-traffic defendants with warrants issued.
 **Includes 4 defendants with warrants issued.
 DOMESTIC VIOLENCE: Petitions for Order of Protection Filed: 157 Requests for Hearing: 25

JUSTICE OF THE PEACE COURTS

PINAL COUNTY SUMMARY - 1981 CASELOAD STATISTICS

CIVIL		MISDEMEANOR	TRAFFIC	NON-TRAFFIC	PRELIMINARY HEARINGS		TOTAL
BEGINNING PENDING: UNDER 1 YEAR	798	BEGINNING PENDING: UNDER 150 DAYS	8,050	241	BEGINNING PENDING: UNDER 20 DAYS	47	
1 YEAR & OVER	808	150 DAYS & OVER	9,588	288	20 DAYS & OVER	262	
TOTAL PENDING	1,606	TOTAL PENDING	17,638	529	TOTAL PENDING	309	20,082
FILINGS	1,637	FILINGS	39,872	1,693	FILINGS	851	44,053
TRANSFERRED IN	717	TRANSFERRED IN	180	97	TRANSFERRED IN	89	1,083
TOTAL ON FILE	3,960	TOTAL ON FILE	57,690	2,319	TOTAL ON FILE	1,249	65,218
TERMINATIONS		TERMINATIONS			TERMINATIONS		
TRANSFERRED OUT	82	TRANSFERRED OUT	726				
DEFAULT HEARING	1,161	PLEA &/OR BOND FORFEITURE	30,879				
WITHOUT TRIAL	1,267	PLEA TO LESSER CHARGE	958				
SMALL CLAIMS TRIAL	44	DISMISSALS	2,094				
COURT TRIAL	342	OUT OF JURIS.	1,127				
JURY TRIAL		COURT TRIAL	1,720				
		JURY TRIAL	13				
TOTAL TERMINATIONS	2,896	TOTAL TERMINATIONS	37,511	1,634	TOTAL TERMINATIONS	880	42,957
ENDING PENDING: UNDER 1 YEAR	532	ENDING PENDING: UNDER 150 DAYS	12,149	225	ENDING PENDING: UNDER 20 DAYS	51	
1 YEAR & OVER	532	150 DAYS & OVER	8,024	430	20 DAYS & OVER	318	
TOTAL PENDING	1,064	TOTAL PENDING*	20,173	655	TOTAL PENDING**	369	22,261

*Includes 6,413 traffic and 218 non-traffic defendants with warrants issued.

**Includes 191 defendants with warrants issued.

DOMESTIC VIOLENCE: Petitions for Order of Protection Filed: 78 Requests for Hearing: 4

JUSTICE OF THE PEACE COURTS

YAVAPAI COUNTY SUMMARY - 1981 CASELOAD STATISTICS

CIVIL		MISDEMEANOR	TRAFFIC	NON-TRAFFIC	PRELIMINARY HEARINGS		TOTAL
BEGINNING PENDING: UNDER 1 YEAR	451	BEGINNING PENDING: UNDER 150 DAYS	7,217	170	BEGINNING PENDING: UNDER 20 DAYS	12	
1 YEAR & OVER	74	150 DAYS & OVER	2,895	122	20 DAYS & OVER	22	
TOTAL PENDING	525	TOTAL PENDING	10,112	292	TOTAL PENDING	34	10,963
FILINGS	1,151	FILINGS	38,218	1,194	FILINGS	485	41,048
TRANSFERRED IN	4	TRANSFERRED IN	69	56	TRANSFERRED IN	15	144
TOTAL ON FILE	1,680	TOTAL ON FILE	48,399	1,542	TOTAL ON FILE	534	52,155
TERMINATIONS		TERMINATIONS			TERMINATIONS		
TRANSFERRED OUT	30	TRANSFERRED OUT	197				
DEFAULT HEARING	350	PLEA &/OR BOND FORFEITURE	31,161				
WITHOUT TRIAL	308	PLEA TO LESSER CHARGE	422				
SMALL CLAIMS TRIAL	52	DISMISSALS	1,214				
COURT TRIAL	190	OUT OF JURIS.	3,936				
JURY TRIAL		COURT TRIAL	533				
		JURY TRIAL	10				
TOTAL TERMINATIONS	930	TOTAL TERMINATIONS	37,473	1,281	TOTAL TERMINATIONS	471	40,155
ENDING PENDING: UNDER 1 YEAR	606	ENDING PENDING: UNDER 150 DAYS	7,443	124	ENDING PENDING: UNDER 20 DAYS	14	
1 YEAR & OVER	144	150 DAYS & OVER	3,483	137	20 DAYS & OVER	49	
TOTAL PENDING	750	TOTAL PENDING*	10,926	261	TOTAL PENDING**	63	12,000

*Includes 2,946 traffic and 115 non-traffic defendants with warrants issued.

**Includes 48 defendants with warrants issued.

DOMESTIC VIOLENCE: Petitions for Order of Protection Filed: 50 Requests for Hearing: 7

SANTA CRUZ COUNTY SUMMARY - 1981 CASELOAD STATISTICS

CIVIL		MISDEMEANOR	TRAFFIC	NON-TRAFFIC	PRELIMINARY HEARINGS		TOTAL
BEGINNING PENDING: UNDER 1 YEAR	55	BEGINNING PENDING: UNDER 150 DAYS	2,495	148	BEGINNING PENDING: UNDER 20 DAYS	0	
1 YEAR & OVER	0	150 DAYS & OVER	132	0	20 DAYS & OVER	0	
TOTAL PENDING	55	TOTAL PENDING	2,627	148	TOTAL PENDING	0	2,830
FILINGS	358	FILINGS	3,946	107	FILINGS	158	4,569
TRANSFERRED IN	5	TRANSFERRED IN		1	TRANSFERRED IN		6
TOTAL ON FILE	418	TOTAL ON FILE	6,573	256	TOTAL ON FILE	158	7,405
TERMINATIONS		TERMINATIONS			TERMINATIONS		
TRANSFERRED OUT	57	TRANSFERRED OUT	241				
DEFAULT HEARING	35	PLEA &/OR BOND FORFEITURE	3,487				
WITHOUT TRIAL	46	PLEA TO LESSER CHARGE	27				
SMALL CLAIMS TRIAL	12	DISMISSALS	198				
COURT TRIAL	102	OUT OF JURIS.	191				
JURY TRIAL		COURT TRIAL	91				
		JURY TRIAL					
TOTAL TERMINATIONS	252	TOTAL TERMINATIONS	4,235	129	TOTAL TERMINATIONS	141	4,757
ENDING PENDING: UNDER 1 YEAR	142	ENDING PENDING: UNDER 150 DAYS	1,027	63	ENDING PENDING: UNDER 20 DAYS	1	
1 YEAR & OVER	24	150 DAYS & OVER	1,311	64	20 DAYS & OVER	16	
TOTAL PENDING	166	TOTAL PENDING*	2,338	127	TOTAL PENDING**	17	2,648

*Includes 589 traffic and 31 non-traffic defendants with warrants issued.

**Includes 10 defendants with warrants issued.

DOMESTIC VIOLENCE: Petitions for Order of Protection Filed: 5 Requests for Hearing: 1

YUMA COUNTY SUMMARY - 1981 CASELOAD STATISTICS

CIVIL		MISDEMEANOR	TRAFFIC	NON-TRAFFIC	PRELIMINARY HEARINGS		TOTAL
BEGINNING PENDING: UNDER 1 YEAR	359	BEGINNING PENDING: UNDER 150 DAYS	4,988	379	BEGINNING PENDING: UNDER 20 DAYS	38	
1 YEAR & OVER	157	150 DAYS & OVER	10,057	1,039	20 DAYS & OVER	276	
TOTAL PENDING	516	TOTAL PENDING	15,045	1,418	TOTAL PENDING	314	17,293
FILINGS	1,404	FILINGS	42,983	2,613	FILINGS	666	47,666
TRANSFERRED IN	5	TRANSFERRED IN	1,447	138	TRANSFERRED IN		1,590
TOTAL ON FILE	1,925	TOTAL ON FILE	59,475	4,169	TOTAL ON FILE	980	66,549
TERMINATIONS		TERMINATIONS			TERMINATIONS		
TRANSFERRED OUT	40	TRANSFERRED OUT	721				
DEFAULT HEARING	425	PLEA &/OR BOND FORFEITURE	30,350				
WITHOUT TRIAL	291	PLEA TO LESSER CHARGE	379				
SMALL CLAIMS TRIAL	34	DISMISSALS	2,430				
COURT TRIAL	260	OUT OF JURIS.	3,419				
JURY TRIAL		COURT TRIAL	270				
		JURY TRIAL	16				
TOTAL TERMINATIONS	1,050	TOTAL TERMINATIONS	37,585	2,597	TOTAL TERMINATIONS	669	41,901
ENDING PENDING: UNDER 1 YEAR	730	ENDING PENDING: UNDER 150 DAYS	8,131	534	ENDING PENDING: UNDER 20 DAYS	7	
1 YEAR & OVER	145	150 DAYS & OVER	13,759	1,038	20 DAYS & OVER	304	
TOTAL PENDING	875	TOTAL PENDING*	21,890	1,572	TOTAL PENDING**	311	24,648

*Includes 10,209 traffic and 835 non-traffic defendants with warrants issued.

**Includes 271 defendants with warrants issued.

DOMESTIC VIOLENCE: Petitions for Order of Protection Filed: 100 Requests for Hearing: 14

JUSTICE OF THE PEACE COURTS

Personnel Summary

Precinct	FULL-TIME EMPLOYEES				TOTAL	PART-TIME EMPLOYEES Support Staff
	Judge	Constable	Court/Clerk Admin.	Court/Clerk Support		
APACHE COUNTY						
Puerco	1				1	
Round Valley	1			3	4	
St. Johns	1			2	3	
Tec Nos Pos	1			1	2	
TOTAL	4			6	10	
COCHISE COUNTY						
Benson	1				1	
Bisbee	1			2	3	
Bowie	1			2	3	
Douglas	1			2	3	
Sierra Vista	1			2	3	
Willcox	1			3	4	
TOTAL	6			13	19	
COCONINO COUNTY						
Coconino East	1				1	
Flagstaff	1		1	3	5	
Fredonia	1			4	6	
Page	1			1	2	
Sedona	1			1	2	
Williams	1			1	2	
TOTAL	6		1	11	19	2
GILA COUNTY						
Globe	1				1	
Hayden	1			2	3	
Miami	1			N/R	1	N/R
Payson	1			2	3	
Pine	1			1	2	
TOTAL	5			5	10	2
GRAHAM COUNTY						
Pima	1				1	
Safford	1				1	
TOTAL	2			1	3	1
GREENLEE COUNTY						
Clifton	1				1	
Duncan	1	1			2	
Morenci	1				1	
TOTAL	3	1			5	
MARICOPA COUNTY						
Buckeye	1	1			2	
Chandler	1	1		3	5	
East Mesa	1	1		4	6	1
Gila Bend	1			5	6	1
Glendale	1			3	4	
Northeast Phoenix	1	1		4	6	
Northwest Phoenix	1	1		4	6	1
Peoria	1	1		5	7	2
Phoenix Consol.				4	6	
Central Phx.	1		2	8	10	1
East Phoenix #1	1			3	4	
East Phoenix #2	1			3	4	
West Phoenix	1			3	4	
Scottsdale	1			3	4	
South Phoenix	1			4	6	
Tempe	1	1	1	4	7	
Tolleson	1	1		5	7	
West Mesa	1	1		4	6	
Wickenburg	1	1		4	6	
TOTAL	18	12	4	75	109	7

JUSTICE OF THE PEACE COURTS

Personnel Summary - Cont.

Precinct	FULL-TIME EMPLOYEES				TOTAL	PART-TIME EMPLOYEES Support Staff
	Judge	Constable	Court/Clerk Admin.	Court/Clerk Support		
MOHAVE COUNTY						
Bullhead City	1				1	
Colorado				4	5	
Kingman	1			7	8	1
Lake Havasu City	1			1	2	
TOTAL	4			15	19	3
NAVAJO COUNTY						
Holbrook	1				1	
Pinetop	1			3	4	2
Show Low	1			2	3	1
Snowflake	1			1	2	
Winslow	1			1	2	
TOTAL	5			9	14	3
PIMA COUNTY						
Ajo	1				1	
Tucson Consol.	5	1		5	11	
TOTAL	6	1	1	5	13	
PINAL COUNTY						
Apache Junction	1	1			2	
Casa Grande	1	1		3	5	2
Coolidge	1	1		5	7	1
Eloy	1	1		3	5	1
Florence	1	1		1	3	
Kearny	1	1		2	4	1
Mammoth	1	1		1	3	
Maricopa	1			2	3	3
Oracle	1			1	2	1
San Manuel	1	1		1	3	1
Stanfield	1	1		1	3	3
Superior	1	1		2	4	1
TOTAL	12	10		23	46	17
SANTA CRUZ COUNTY						
Nogales	1				1	
Patagonia	1		2	3	6	1
TOTAL	2		2	4	8	1
YAVAPAI COUNTY						
Bagdad	1				1	
Camp Verde	1			2	3	2
Mayer	1			2	3	1
Seligman	1			1	2	1
Prescott	1			3	4	3
Upper Verde	1			2	3	
Yarnell	1			1	2	
TOTAL	7			10	17	8
YUMA COUNTY						
Parker	1			3	4	
Quartzsite	1			2	3	
Salome	1			1	2	1
Somerton	1			1	2	1
Wellton	1			3	4	
Yuma	1		2	4	7	
TOTAL	6		2	14	22	4
STATE TOTAL						
	86	25	2	15	219	51

JUSTICE OF THE PEACE COURTS

PUERCO PRECINCT, APACHE COUNTY - 1981 CASELOAD STATISTICS

CIVIL		MISDEMEANOR	TRAFFIC	NON-TRAFFIC	PRELIMINARY HEARINGS		TOTAL
BEGINNING PENDING: UNDER 1 YEAR	4	BEGINNING PENDING: UNDER 150 DAYS	1,399	4	BEGINNING PENDING: UNDER 20 DAYS	0	
1 YEAR & OVER	0	150 DAYS & OVER	362	12	20 DAYS & OVER	14	
TOTAL PENDING	4	TOTAL PENDING	1,761	16	TOTAL PENDING	14	1,795
FILINGS	7	FILINGS	16,272	277	FILINGS	65	16,621
TRANSFERRED IN		TRANSFERRED IN	319	6	TRANSFERRED IN		325
TOTAL ON FILE	11	TOTAL ON FILE	18,352	299	TOTAL ON FILE	79	18,741
TERMINATIONS		TERMINATIONS					
TRANSFERRED OUT		TRANSFERRED OUT	56				
DEFAULT HEARING	1	PLEA &/OR BOND FORFEITURE	11,318				
WITHOUT TRIAL	6	PLEA TO LESSER CHARGE	75				
SMALL CLAIMS TRIAL		DISMISSALS	549				
COURT TRIAL	1	OUT OF JURIS.	2,315				
JURY TRIAL		COURT TRIAL	1				
		JURY TRIAL					
TOTAL TERMINATIONS	8	TOTAL TERMINATIONS	14,314	259	TOTAL TERMINATIONS	70	14,651
ENDING PENDING: UNDER 1 YEAR	3	ENDING PENDING: UNDER 150 DAYS	3,745	25	ENDING PENDING: UNDER 20 DAYS	1	
1 YEAR & OVER	0	150 DAYS & OVER	293	15	20 DAYS & OVER	8	
TOTAL PENDING	3	TOTAL PENDING*	4,038	40	TOTAL PENDING**	9	4,090

*Includes 509 traffic and 9 non-traffic defendants with warrants issued.
 **Includes 3 defendants with warrants issued.
 DOMESTIC VIOLENCE: Petitions for Order of Protection Filed: 0 Requests for Hearing: 0

ROUND VALLEY PRECINCT, APACHE COUNTY - 1981 CASELOAD STATISTICS

CIVIL		MISDEMEANOR	TRAFFIC	NON-TRAFFIC	PRELIMINARY HEARINGS		TOTAL
BEGINNING PENDING: UNDER 1 YEAR	74	BEGINNING PENDING: UNDER 150 DAYS	458	42	BEGINNING PENDING: UNDER 20 DAYS	0	
1 YEAR & OVER	2	150 DAYS & OVER	272	6	20 DAYS & OVER	7	
TOTAL PENDING	76	TOTAL PENDING	730	48	TOTAL PENDING	7	861
FILINGS	70	FILINGS	1,949	380	FILINGS	70	2,469
TRANSFERRED IN	3	TRANSFERRED IN	7	9	TRANSFERRED IN	1	20
TOTAL ON FILE	149	TOTAL ON FILE	2,686	437	TOTAL ON FILE	78	3,350
TERMINATIONS		TERMINATIONS					
TRANSFERRED OUT		TRANSFERRED OUT	13				
DEFAULT HEARING	8	PLEA &/OR BOND FORFEITURE	1,458				
WITHOUT TRIAL	68	PLEA TO LESSER CHARGE	36				
SMALL CLAIMS TRIAL		DISMISSALS	172				
COURT TRIAL	2	OUT OF JURIS.	25				
JURY TRIAL		COURT TRIAL					
		JURY TRIAL					
TOTAL TERMINATIONS	78	TOTAL TERMINATIONS	1,704	366	TOTAL TERMINATIONS	66	2,214
ENDING PENDING: UNDER 1 YEAR	71	ENDING PENDING: UNDER 150 DAYS	809	71	ENDING PENDING: UNDER 20 DAYS	2	
1 YEAR & OVER	0	150 DAYS & OVER	173	0	20 DAYS & OVER	10	
TOTAL PENDING	71	TOTAL PENDING*	982	71	TOTAL PENDING**	12	1,136

*Includes 216 traffic and 2 non-traffic defendants with warrants issued.
 **Includes 0 defendants with warrants issued.
 DOMESTIC VIOLENCE: Petitions for Order of Protection Filed: 14 Requests for Hearing: 0

JUSTICE OF THE PEACE COURTS

ST. JOHNS PRECINCT, APACHE COUNTY - 1981 CASELOAD STATISTICS

CIVIL		MISDEMEANOR	TRAFFIC	NON-TRAFFIC	PRELIMINARY HEARINGS		TOTAL
BEGINNING PENDING: UNDER 1 YEAR	9	BEGINNING PENDING: UNDER 150 DAYS	73	9	BEGINNING PENDING: UNDER 20 DAYS	8	
1 YEAR & OVER	0	150 DAYS & OVER	0	0	20 DAYS & OVER	0	
TOTAL PENDING	9	TOTAL PENDING	73	9	TOTAL PENDING	8	99
FILINGS	74	FILINGS	892	94	FILINGS	82	1,142
TRANSFERRED IN		TRANSFERRED IN	1		TRANSFERRED IN	1	2
TOTAL ON FILE	83	TOTAL ON FILE	966	103	TOTAL ON FILE	91	1,243
TERMINATIONS		TERMINATIONS					
TRANSFERRED OUT	1	TRANSFERRED OUT	9				
DEFAULT HEARING	1	PLEA &/OR BOND FORFEITURE	627				
WITHOUT TRIAL	21	PLEA TO LESSER CHARGE	6				
SMALL CLAIMS TRIAL	3	DISMISSALS	40				
COURT TRIAL	25	OUT OF JURIS.	42				
JURY TRIAL		COURT TRIAL	49				
		JURY TRIAL					
TOTAL TERMINATIONS	51	TOTAL TERMINATIONS	773	80	TOTAL TERMINATIONS	80	984
ENDING PENDING: UNDER 1 YEAR	32	ENDING PENDING: UNDER 150 DAYS	193	23	ENDING PENDING: UNDER 20 DAYS	0	
1 YEAR & OVER	0	150 DAYS & OVER	0	0	20 DAYS & OVER	11	
TOTAL PENDING	32	TOTAL PENDING*	193	23	TOTAL PENDING**	11	259

*Includes 23 traffic and 1 non-traffic defendants with warrants issued.
 **Includes 3 defendants with warrants issued.
 DOMESTIC VIOLENCE: Petitions for Order of Protection Filed: 8 Requests for Hearing: 0

TEEC NOS POS PRECINCT, APACHE COUNTY - 1981 CASELOAD STATISTICS

CIVIL		MISDEMEANOR	TRAFFIC	NON-TRAFFIC	PRELIMINARY HEARINGS		TOTAL
BEGINNING PENDING: UNDER 1 YEAR	3	BEGINNING PENDING: UNDER 150 DAYS	188	0	BEGINNING PENDING: UNDER 20 DAYS	0	
1 YEAR & OVER	1	150 DAYS & OVER	417	0	20 DAYS & OVER	7	
TOTAL PENDING	4	TOTAL PENDING	605	0	TOTAL PENDING	7	616
FILINGS	2	FILINGS	2,298	7	FILINGS	4	2,311
TRANSFERRED IN		TRANSFERRED IN	1		TRANSFERRED IN		1
TOTAL ON FILE	6	TOTAL ON FILE	2,904	7	TOTAL ON FILE	11	2,928
TERMINATIONS		TERMINATIONS					
TRANSFERRED OUT		TRANSFERRED OUT	8				
DEFAULT HEARING		PLEA &/OR BOND FORFEITURE	1,571				
WITHOUT TRIAL	1	PLEA TO LESSER CHARGE	11				
SMALL CLAIMS TRIAL		DISMISSALS	182				
COURT TRIAL		OUT OF JURIS.	51				
JURY TRIAL		COURT TRIAL	174				
		JURY TRIAL					
TOTAL TERMINATIONS	1	TOTAL TERMINATIONS	1,997	5	TOTAL TERMINATIONS	4	2,007
ENDING PENDING: UNDER 1 YEAR	1	ENDING PENDING: UNDER 150 DAYS	286	2	ENDING PENDING: UNDER 20 DAYS	0	
1 YEAR & OVER	4	150 DAYS & OVER	621	0	20 DAYS & OVER	7	
TOTAL PENDING	5	TOTAL PENDING*	907	2	TOTAL PENDING**	7	921

*Includes 589 traffic and 0 non-traffic defendants with warrants issued.
 **Includes 6 defendants with warrants issued.
 DOMESTIC VIOLENCE: Petitions for Order of Protection Filed: 0 Requests for Hearing: 0

JUSTICE OF THE PEACE COURTS

BENSON PRECINCT, COCHISE COUNTY - 1981 CASELOAD STATISTICS

CIVIL		MISDEMEANOR	TRAFFIC	NON-TRAFFIC	PRELIMINARY HEARINGS		TOTAL
BEGINNING PENDING: UNDER 1 YEAR	42	BEGINNING PENDING: UNDER 150 DAYS	653	5	BEGINNING PENDING: UNDER 20 DAYS	2	
1 YEAR & OVER	4	150 DAYS & OVER	801	0	20 DAYS & OVER	11	
TOTAL PENDING	46	TOTAL PENDING	1,454	5	TOTAL PENDING	13	1,518
FILINGS	80	FILINGS	9,823	84	FILINGS	52	10,039
TRANSFERRED IN		TRANSFERRED IN			TRANSFERRED IN	3	3
TOTAL ON FILE	126	TOTAL ON FILE	11,277	89	TOTAL ON FILE	68	11,560
TERMINATIONS		TERMINATIONS			TERMINATIONS		
TRANSFERRED OUT	20	TRANSFERRED OUT	308				
DEFAULT HEARING	9	PLEA &/OR BOND FORFEITURE	7,609				
WITHOUT TRIAL	53	PLEA TO LESSER CHARGE	34				
SMALL CLAIMS TRIAL	3	DISMISSALS	146				
COURT TRIAL	17	OUT OF JURIS.	1,996				
JURY TRIAL		COURT TRIAL	151				
JURY TRIAL		JURY TRIAL					
TOTAL TERMINATIONS	102	TOTAL TERMINATIONS	10,244	82	TOTAL TERMINATIONS	59	10,487
ENDING PENDING: UNDER 1 YEAR	15	ENDING PENDING: UNDER 150 DAYS	668	7	ENDING PENDING: UNDER 20 DAYS	3	
1 YEAR & OVER	9	150 DAYS & OVER	365	0	20 DAYS & OVER	6	
TOTAL PENDING	24	TOTAL PENDING*	1,033	7	TOTAL PENDING**	9	1,073

*Includes 593 traffic and 0 non-traffic defendants with warrants issued.
 **Includes 1 defendants with warrants issued.
 DOMESTIC VIOLENCE: Petitions for Order of Protection Filed: 6 Requests for Hearing: 0

BISBEE PRECINCT, COCHISE COUNTY - 1981 CASELOAD STATISTICS

CIVIL		MISDEMEANOR	TRAFFIC	NON-TRAFFIC	PRELIMINARY HEARINGS		TOTAL
BEGINNING PENDING: UNDER 1 YEAR	29	BEGINNING PENDING: UNDER 150 DAYS	67	1	BEGINNING PENDING: UNDER 20 DAYS	8	
1 YEAR & OVER	0	150 DAYS & OVER	0	0	20 DAYS & OVER	0	
TOTAL PENDING	29	TOTAL PENDING	67	1	TOTAL PENDING	8	105
FILINGS	188	FILINGS	1,708	66	FILINGS	54	2,016
TRANSFERRED IN		TRANSFERRED IN			TRANSFERRED IN		3
TOTAL ON FILE	217	TOTAL ON FILE	1,775	70	TOTAL ON FILE	62	2,124
TERMINATIONS		TERMINATIONS			TERMINATIONS		
TRANSFERRED OUT	3	TRANSFERRED OUT	75				
DEFAULT HEARING	21	PLEA &/OR BOND FORFEITURE	1,433				
WITHOUT TRIAL	90	PLEA TO LESSER CHARGE	8				
SMALL CLAIMS TRIAL		DISMISSALS	13				
COURT TRIAL	68	OUT OF JURIS.	3				
JURY TRIAL		COURT TRIAL	132				
JURY TRIAL		JURY TRIAL					
TOTAL TERMINATIONS	182	TOTAL TERMINATIONS	1,664	64	TOTAL TERMINATIONS	60	1,970
ENDING PENDING: UNDER 1 YEAR	35	ENDING PENDING: UNDER 150 DAYS	111	6	ENDING PENDING: UNDER 20 DAYS	2	
1 YEAR & OVER	0	150 DAYS & OVER	0	0	20 DAYS & OVER	0	
TOTAL PENDING	35	TOTAL PENDING*	111	6	TOTAL PENDING**	2	154

*Includes 0 traffic and 0 non-traffic defendants with warrants issued.
 **Includes 0 defendants with warrants issued.
 DOMESTIC VIOLENCE: Petitions for Order of Protection Filed: 1 Requests for Hearing: 3

JUSTICE OF THE PEACE COURTS

BOWIE PRECINCT, COCHISE COUNTY - 1981 CASELOAD STATISTICS

CIVIL		MISDEMEANOR	TRAFFIC	NON-TRAFFIC	PRELIMINARY HEARINGS		TOTAL
BEGINNING PENDING: UNDER 1 YEAR	3	BEGINNING PENDING: UNDER 150 DAYS	1,705	10	BEGINNING PENDING: UNDER 20 DAYS	0	
1 YEAR & OVER	0	150 DAYS & OVER	566	19	20 DAYS & OVER	2	
TOTAL PENDING	3	TOTAL PENDING	2,271	29	TOTAL PENDING	2	2,305
FILINGS	10	FILINGS	5,794	63	FILINGS	21	5,888
TRANSFERRED IN		TRANSFERRED IN	66	2	TRANSFERRED IN	2	70
TOTAL ON FILE	13	TOTAL ON FILE	8,131	94	TOTAL ON FILE	25	8,263
TERMINATIONS		TERMINATIONS			TERMINATIONS		
TRANSFERRED OUT	1	TRANSFERRED OUT	20				
DEFAULT HEARING	1	PLEA &/OR BOND FORFEITURE	4,709				
WITHOUT TRIAL	7	PLEA TO LESSER CHARGE	4				
SMALL CLAIMS TRIAL		DISMISSALS	90				
COURT TRIAL	1	OUT OF JURIS.	723				
JURY TRIAL		COURT TRIAL	1				
JURY TRIAL		JURY TRIAL	1				
TOTAL TERMINATIONS	10	TOTAL TERMINATIONS	5,548	72	TOTAL TERMINATIONS	25	5,655
ENDING PENDING: UNDER 1 YEAR	3	ENDING PENDING: UNDER 150 DAYS	1,938	5	ENDING PENDING: UNDER 20 DAYS	0	
1 YEAR & OVER	0	150 DAYS & OVER	645	17	20 DAYS & OVER	0	
TOTAL PENDING	3	TOTAL PENDING*	2,583	22	TOTAL PENDING**	0	2,608

*Includes 939 traffic and 6 non-traffic defendants with warrants issued.
 **Includes 0 defendants with warrants issued.
 DOMESTIC VIOLENCE: Petitions for Order of Protection Filed: 0 Requests for Hearing: 0

DOUGLAS PRECINCT, COCHISE COUNTY - 1981 CASELOAD STATISTICS

CIVIL		MISDEMEANOR	TRAFFIC	NON-TRAFFIC	PRELIMINARY HEARINGS		TOTAL
BEGINNING PENDING: UNDER 1 YEAR	169	BEGINNING PENDING: UNDER 150 DAYS	172	4	BEGINNING PENDING: UNDER 20 DAYS	2	
1 YEAR & OVER	0	150 DAYS & OVER	551	0	20 DAYS & OVER	0	
TOTAL PENDING	169	TOTAL PENDING	723	4	TOTAL PENDING	2	898
FILINGS	539	FILINGS	3,454	121	FILINGS	100	4,214
TRANSFERRED IN		TRANSFERRED IN			TRANSFERRED IN		
TOTAL ON FILE	708	TOTAL ON FILE	4,177	125	TOTAL ON FILE	102	5,112
TERMINATIONS		TERMINATIONS			TERMINATIONS		
TRANSFERRED OUT	2	TRANSFERRED OUT	17				
DEFAULT HEARING	51	PLEA &/OR BOND FORFEITURE	2,355				
WITHOUT TRIAL	275	PLEA TO LESSER CHARGE	2				
SMALL CLAIMS TRIAL	132	DISMISSALS					
COURT TRIAL	55	OUT OF JURIS.	4				
JURY TRIAL		COURT TRIAL	26				
JURY TRIAL		JURY TRIAL	1				
TOTAL TERMINATIONS	515	TOTAL TERMINATIONS	2,405	110	TOTAL TERMINATIONS	82	3,112
ENDING PENDING: UNDER 1 YEAR	193	ENDING PENDING: UNDER 150 DAYS	1,772	15	ENDING PENDING: UNDER 20 DAYS	20	
1 YEAR & OVER	0	150 DAYS & OVER	0	0	20 DAYS & OVER	0	
TOTAL PENDING	193	TOTAL PENDING*	1,772	15	TOTAL PENDING**	20	2,000

*Includes 8 traffic and 0 non-traffic defendants with warrants issued.
 **Includes 0 defendants with warrants issued.
 DOMESTIC VIOLENCE: Petitions for Order of Protection Filed: 24 Requests for Hearing: 2

JUSTICE OF THE PEACE COURTS

SIERRA VISTA PRECINCT, COCHISE COUNTY - 1981 CASELOAD STATISTICS

CIVIL		MISDEMEANOR	TRAFFIC	NON-TRAFFIC	PRELIMINARY HEARINGS		TOTAL
BEGINNING PENDING: UNDER 1 YEAR	198	BEGINNING PENDING: UNDER 150 DAYS	493	17	BEGINNING PENDING: UNDER 20 DAYS	10	
1 YEAR & OVER	9	150 DAYS & OVER	206	38	20 DAYS & OVER	78	
TOTAL PENDING	207	TOTAL PENDING	699	55	TOTAL PENDING	88	1,049
FILINGS	1,018	FILINGS	4,674	251	FILINGS	164	6,107
TRANSFERRED IN	19	TRANSFERRED IN	32		TRANSFERRED IN		51
TOTAL ON FILE	1,244	TOTAL ON FILE	5,405	306	TOTAL ON FILE	252	7,207
TERMINATIONS		TERMINATIONS			TERMINATIONS		
TRANSFERRED OUT	19	TRANSFERRED OUT	44				
DEFAULT HEARING	299	PLEA &/OR BOND FORFEITURE	4,113				
WITHOUT TRIAL	385	PLEA TO LESSER CHARGE	49				
SMALL CLAIMS TRIAL		DISMISSALS	65				
COURT TRIAL	181	OUT OF JURIS.	12				
JURY TRIAL	1	COURT TRIAL	64				
JURY TRIAL	1	JURY TRIAL					
TOTAL TERMINATIONS	885	TOTAL TERMINATIONS	4,347	235	TOTAL TERMINATIONS	132	5,599
ENDING PENDING: UNDER 1 YEAR	348	ENDING PENDING: UNDER 150 DAYS	702	33	ENDING PENDING: UNDER 20 DAYS	1	
1 YEAR & OVER	11	150 DAYS & OVER	356	38	20 DAYS & OVER	119	
TOTAL PENDING	359	TOTAL PENDING*	1,058	71	TOTAL PENDING**	120	1,608

*Includes 348 traffic and 47 non-traffic defendants with warrants issued.
 **Includes 51 defendants with warrants issued.
 DOMESTIC VIOLENCE: Petitions for Order of Protection Filed: 36 Requests for Hearing: 7

WILLCOX PRECINCT, COCHISE COUNTY - 1981 CASELOAD STATISTICS

CIVIL		MISDEMEANOR	TRAFFIC	NON-TRAFFIC	PRELIMINARY HEARINGS		TOTAL
BEGINNING PENDING: UNDER 1 YEAR	72	BEGINNING PENDING: UNDER 150 DAYS	2,255	13	BEGINNING PENDING: UNDER 20 DAYS	2	
1 YEAR & OVER	1	150 DAYS & OVER	1,089	5	20 DAYS & OVER	17	
TOTAL PENDING	73	TOTAL PENDING	3,344	18	TOTAL PENDING	19	3,454
FILINGS	193	FILINGS	8,688	167	FILINGS	92	9,140
TRANSFERRED IN	2	TRANSFERRED IN	1,111	2	TRANSFERRED IN		1,115
TOTAL ON FILE	268	TOTAL ON FILE	13,143	187	TOTAL ON FILE	111	13,709
TERMINATIONS		TERMINATIONS			TERMINATIONS		
TRANSFERRED OUT	2	TRANSFERRED OUT	1,433				
DEFAULT HEARING	48	PLEA &/OR BOND FORFEITURE	7,244				
WITHOUT TRIAL	101	PLEA TO LESSER CHARGE	14				
SMALL CLAIMS TRIAL		DISMISSALS	106				
COURT TRIAL	13	OUT OF JURIS.	1,337				
JURY TRIAL		COURT TRIAL	79				
JURY TRIAL		JURY TRIAL	1				
TOTAL TERMINATIONS	164	TOTAL TERMINATIONS	10,214	130	TOTAL TERMINATIONS	82	10,590
ENDING PENDING: UNDER 1 YEAR	92	ENDING PENDING: UNDER 150 DAYS	931	28	ENDING PENDING: UNDER 20 DAYS	10	
1 YEAR & OVER	12	150 DAYS & OVER	1,998	29	20 DAYS & OVER	19	
TOTAL PENDING	104	TOTAL PENDING*	2,929	57	TOTAL PENDING**	29	3,119

*Includes 2,035 traffic and 41 non-traffic defendants with warrants issued.
 **Includes 8 defendants with warrants issued.
 DOMESTIC VIOLENCE: Petitions for Order of Protection Filed: 15 Requests for Hearing: 0

JUSTICE OF THE PEACE COURTS

COCONINO EAST PRECINCT, COCONINO COUNTY - 1981 CASELOAD STATISTICS^a

CIVIL		MISDEMEANOR	TRAFFIC	NON-TRAFFIC	PRELIMINARY HEARINGS		TOTAL
BEGINNING PENDING: UNDER 1 YEAR	0	BEGINNING PENDING: UNDER 150 DAYS	0	0	BEGINNING PENDING: UNDER 20 DAYS	0	
1 YEAR & OVER	0	150 DAYS & OVER	0	0	20 DAYS & OVER	0	
TOTAL PENDING	0	TOTAL PENDING	0	0	TOTAL PENDING	0	0
FILINGS	233	FILINGS	5,585	151	FILINGS	108	6,077
TRANSFERRED IN		TRANSFERRED IN	2		TRANSFERRED IN	6	8
TOTAL ON FILE	233	TOTAL ON FILE	5,587	151	TOTAL ON FILE	114	6,085
TERMINATIONS		TERMINATIONS			TERMINATIONS		
TRANSFERRED OUT	2	TRANSFERRED OUT					
DEFAULT HEARING	21	PLEA &/OR BOND FORFEITURE	2,888				
WITHOUT TRIAL	59	PLEA TO LESSER CHARGE	10				
SMALL CLAIMS TRIAL	24	DISMISSALS	6				
COURT TRIAL	21	OUT OF JURIS.					
JURY TRIAL		COURT TRIAL					
JURY TRIAL		JURY TRIAL					
TOTAL TERMINATIONS	127	TOTAL TERMINATIONS	2,904	79	TOTAL TERMINATIONS	71	3,181
ENDING PENDING: UNDER 1 YEAR	106	ENDING PENDING: UNDER 150 DAYS	2,683	72	ENDING PENDING: UNDER 20 DAYS	8	
1 YEAR & OVER	0	150 DAYS & OVER	0	0	20 DAYS & OVER	35	
TOTAL PENDING	106	TOTAL PENDING*	2,683	72	TOTAL PENDING**	43	2,904

*Includes 3 traffic and 3 non-traffic defendants with warrants issued.
 **Includes 19 defendants with warrants issued.
 DOMESTIC VIOLENCE: Petitions for Order of Protection Filed: 7 Requests for Hearing: 2
^aThis court was created on March 1, 1981, and began operation as a separate court on August 15, 1981. These statistics are for August 15 through December only.

FLAGSTAFF WEST PRECINCT, COCONINO COUNTY - 1981 CASELOAD STATISTICS

CIVIL		MISDEMEANOR	TRAFFIC	NON-TRAFFIC	PRELIMINARY HEARINGS		TOTAL
BEGINNING PENDING: UNDER 1 YEAR	351	BEGINNING PENDING: UNDER 150 DAYS	4,318	140	BEGINNING PENDING: UNDER 20 DAYS	20	
1 YEAR & OVER	26	150 DAYS & OVER	1,242	14	20 DAYS & OVER	6	
TOTAL PENDING	377	TOTAL PENDING	5,560	154	TOTAL PENDING	26	6,117
FILINGS	958	FILINGS	21,534	756	FILINGS	430	23,678
TRANSFERRED IN	12	TRANSFERRED IN	25	4	TRANSFERRED IN	11	52
TOTAL ON FILE	1,347	TOTAL ON FILE	27,119	914	TOTAL ON FILE	467	29,847
TERMINATIONS		TERMINATIONS			TERMINATIONS		
TRANSFERRED OUT	25	TRANSFERRED OUT					
DEFAULT HEARING	119	PLEA &/OR BOND FORFEITURE	20,101				
WITHOUT TRIAL	454	PLEA TO LESSER CHARGE	574				
SMALL CLAIMS TRIAL	9	DISMISSALS	543				
COURT TRIAL	202	OUT OF JURIS.	3,987				
JURY TRIAL		COURT TRIAL	1,013				
JURY TRIAL		JURY TRIAL					
TOTAL TERMINATIONS	809	TOTAL TERMINATIONS	26,218	718	TOTAL TERMINATIONS	404	28,149
ENDING PENDING: UNDER 1 YEAR	419	ENDING PENDING: UNDER 150 DAYS	551	167	ENDING PENDING: UNDER 20 DAYS	12	
1 YEAR & OVER	119	150 DAYS & OVER	350	29	20 DAYS & OVER	51	
TOTAL PENDING	538	TOTAL PENDING*	901	196	TOTAL PENDING**	63	1,698

*Includes 81 traffic and 31 non-traffic defendants with warrants issued.
 **Includes 37 defendants with warrants issued.
 DOMESTIC VIOLENCE: Petitions for Order of Protection Filed: 34 Requests for Hearing: 7

JUSTICE OF THE PEACE COURTS

FREDONIA PRECINCT, COCONINO COUNTY - 1981 CASELOAD STATISTICS

CIVIL		MISDEMEANOR	TRAFFIC	NON-TRAFFIC	PRELIMINARY HEARINGS		TOTAL
BEGINNING PENDING: UNDER 1 YEAR	11	BEGINNING PENDING: UNDER 150 DAYS	104	2	BEGINNING PENDING: UNDER 20 DAYS	1	
1 YEAR & OVER	1	150 DAYS & OVER	10	9	20 DAYS & OVER	3	
TOTAL PENDING	12	TOTAL PENDING	114	11	TOTAL PENDING	4	141
FILINGS	14	FILINGS	995	9	FILINGS	8	1,026
TRANSFERRED IN		TRANSFERRED IN			TRANSFERRED IN		
TOTAL ON FILE	26	TOTAL ON FILE	1,109	20	TOTAL ON FILE	12	1,167
TERMINATIONS		TERMINATIONS			TERMINATIONS		
TRANSFERRED OUT		TRANSFERRED OUT	2				
DEFAULT HEARING	3	PLEA &/OR BOND FORFEITURE	725				
WITHOUT TRIAL	17	PLEA TO LESSER CHARGE					
SMALL CLAIMS TRIAL		DISMISSALS	21				
COURT TRIAL	5	OUT OF JURIS.	167				
JURY TRIAL		COURT TRIAL	20				
		JURY TRIAL					
TOTAL TERMINATIONS	25	TOTAL TERMINATIONS	935	8	TOTAL TERMINATIONS	11	979
ENDING PENDING: UNDER 1 YEAR	1	ENDING PENDING: UNDER 150 DAYS	174	12	ENDING PENDING: UNDER 20 DAYS	0	
1 YEAR & OVER	0	150 DAYS & OVER	0	0	20 DAYS & OVER	1	
TOTAL PENDING	1	TOTAL PENDING*	174	12	TOTAL PENDING**	1	188

*Includes 54 traffic and 12 non-traffic defendants with warrants issued.
 **Includes 1 defendants with warrants issued.
 DOMESTIC VIOLENCE: Petitions for Order of Protection Filed: 0 Requests for Hearing: 0

PAGE PRECINCT, COCONINO COUNTY - 1981 CASELOAD STATISTICS

CIVIL		MISDEMEANOR	TRAFFIC	NON-TRAFFIC	PRELIMINARY HEARINGS		TOTAL
BEGINNING PENDING: UNDER 1 YEAR	32	BEGINNING PENDING: UNDER 150 DAYS	152	28	BEGINNING PENDING: UNDER 20 DAYS	2	
1 YEAR & OVER	3	150 DAYS & OVER	82	31	20 DAYS & OVER	15	
TOTAL PENDING	35	TOTAL PENDING	234	59	TOTAL PENDING	17	345
FILINGS	50	FILINGS	2,466	171	FILINGS	91	2,778
TRANSFERRED IN	2	TRANSFERRED IN	4		TRANSFERRED IN		6
TOTAL ON FILE	87	TOTAL ON FILE	2,704	230	TOTAL ON FILE	108	3,129
TERMINATIONS		TERMINATIONS			TERMINATIONS		
TRANSFERRED OUT	2	TRANSFERRED OUT	21				
DEFAULT HEARING	9	PLEA &/OR BOND FORFEITURE	1,828				
WITHOUT TRIAL	27	PLEA TO LESSER CHARGE	22				
SMALL CLAIMS TRIAL	4	DISMISSALS	172				
COURT TRIAL	10	OUT OF JURIS.	296				
JURY TRIAL		COURT TRIAL	42				
		JURY TRIAL					
TOTAL TERMINATIONS	52	TOTAL TERMINATIONS	2,381	185	TOTAL TERMINATIONS	84	2,702
ENDING PENDING: UNDER 1 YEAR	30	ENDING PENDING: UNDER 150 DAYS	255	20	ENDING PENDING: UNDER 20 DAYS	3	
1 YEAR & OVER	5	150 DAYS & OVER	68	25	20 DAYS & OVER	21	
TOTAL PENDING	35	TOTAL PENDING*	323	45	TOTAL PENDING**	24	422

*Includes 57 traffic and 33 non-traffic defendants with warrants issued.
 **Includes 24 defendants with warrants issued.
 DOMESTIC VIOLENCE: Petitions for Order of Protection Filed: 1 Requests for Hearing: 0

JUSTICE OF THE PEACE COURTS

SEDONA PRECINCT, COCONINO COUNTY - 1981 CASELOAD STATISTICS

CIVIL		MISDEMEANOR	TRAFFIC	NON-TRAFFIC	PRELIMINARY HEARINGS		TOTAL
BEGINNING PENDING: UNDER 1 YEAR	10	BEGINNING PENDING: UNDER 150 DAYS	240	30	BEGINNING PENDING: UNDER 20 DAYS	0	
1 YEAR & OVER	31	150 DAYS & OVER	315	81	20 DAYS & OVER	6	
TOTAL PENDING	41	TOTAL PENDING	555	111	TOTAL PENDING	6	713
FILINGS	47	FILINGS	2,716	225	FILINGS	12	3,001
TRANSFERRED IN	4	TRANSFERRED IN	1		TRANSFERRED IN		5
TOTAL ON FILE	92	TOTAL ON FILE	3,272	337	TOTAL ON FILE	18	3,719
TERMINATIONS		TERMINATIONS			TERMINATIONS		
TRANSFERRED OUT	4	TRANSFERRED OUT	62				
DEFAULT HEARING	2	PLEA &/OR BOND FORFEITURE	2,055				
WITHOUT TRIAL	39	PLEA TO LESSER CHARGE	138				
SMALL CLAIMS TRIAL		DISMISSALS	186				
COURT TRIAL	12	OUT OF JURIS.	106				
JURY TRIAL		COURT TRIAL	36				
		JURY TRIAL	3				
TOTAL TERMINATIONS	57	TOTAL TERMINATIONS	2,586	219	TOTAL TERMINATIONS	12	2,874
ENDING PENDING: UNDER 1 YEAR	32	ENDING PENDING: UNDER 150 DAYS	460	36	ENDING PENDING: UNDER 20 DAYS	0	
1 YEAR & OVER	3	150 DAYS & OVER	226	82	20 DAYS & OVER	6	
TOTAL PENDING	35	TOTAL PENDING*	686	118	TOTAL PENDING**	6	845

*Includes 142 traffic and 32 non-traffic defendants with warrants issued.
 **Includes 6 defendants with warrants issued.
 DOMESTIC VIOLENCE: Petitions for Order of Protection Filed: 4 Requests for Hearing: 0

WILLIAMS PRECINCT, COCONINO COUNTY - 1981 CASELOAD STATISTICS

CIVIL		MISDEMEANOR	TRAFFIC	NON-TRAFFIC	PRELIMINARY HEARINGS		TOTAL
BEGINNING PENDING: UNDER 1 YEAR	24	BEGINNING PENDING: UNDER 150 DAYS	498	11	BEGINNING PENDING: UNDER 20 DAYS	1	
1 YEAR & OVER	22	150 DAYS & OVER	1,086	9	20 DAYS & OVER	0	
TOTAL PENDING	46	TOTAL PENDING	1,584	20	TOTAL PENDING	1	1,651
FILINGS	28	FILINGS	5,581	94	FILINGS	49	5,752
TRANSFERRED IN	1	TRANSFERRED IN	3	13	TRANSFERRED IN	4	21
TOTAL ON FILE	75	TOTAL ON FILE	7,168	127	TOTAL ON FILE	54	7,424
TERMINATIONS		TERMINATIONS			TERMINATIONS		
TRANSFERRED OUT	1	TRANSFERRED OUT	3				
DEFAULT HEARING	6	PLEA &/OR BOND FORFEITURE	3,597				
WITHOUT TRIAL	7	PLEA TO LESSER CHARGE	21				
SMALL CLAIMS TRIAL	2	DISMISSALS	13				
COURT TRIAL		OUT OF JURIS.	536				
JURY TRIAL		COURT TRIAL	17				
		JURY TRIAL	2				
TOTAL TERMINATIONS	16	TOTAL TERMINATIONS	4,189	102	TOTAL TERMINATIONS	46	4,353
ENDING PENDING: UNDER 1 YEAR	25	ENDING PENDING: UNDER 150 DAYS	951	13	ENDING PENDING: UNDER 20 DAYS	1	
1 YEAR & OVER	34	150 DAYS & OVER	2,028	12	20 DAYS & OVER	7	
TOTAL PENDING	59	TOTAL PENDING*	2,979	25	TOTAL PENDING**	8	3,071

*Includes 555 traffic and 7 non-traffic defendants with warrants issued.
 **Includes 4 defendants with warrants issued.
 DOMESTIC VIOLENCE: Petitions for Order of Protection Filed: 8 Requests for Hearing: 0

JUSTICE OF THE PEACE COURTS

JUSTICE OF THE PEACE COURTS

GLOBE PRECINCT, GILA COUNTY - 1981 CASELOAD STATISTICS

CIVIL		MISDEMEANOR	TRAFFIC	NON-TRAFFIC	PRELIMINARY HEARINGS		TOTAL
BEGINNING PENDING: UNDER 1 YEAR	108	BEGINNING PENDING: UNDER 150 DAYS	919	153	BEGINNING PENDING: UNDER 20 DAYS	17	
1 YEAR & OVER	38	150 DAYS & OVER	0	19	20 DAYS & OVER	11	
TOTAL PENDING	146	TOTAL PENDING	919	172	TOTAL PENDING	28	1,265
FILINGS	369	FILINGS	5,387	331	FILINGS	138	6,225
TRANSFERRED IN	3	TRANSFERRED IN	16		TRANSFERRED IN		19
TOTAL ON FILE	518	TOTAL ON FILE	6,322	503	TOTAL ON FILE	166	7,509
TERMINATIONS		TERMINATIONS					
TRANSFERRED OUT	13	TRANSFERRED OUT	341				
DEFAULT HEARING	96	PLEA &/OR BOND FORFEITURE	3,798				
WITHOUT TRIAL	65	PLEA TO LESSER CHARGE	59				
SMALL CLAIMS TRIAL	9	DISMISSALS	318				
COURT TRIAL	65	OUT OF JURIS.	77				
JURY TRIAL		COURT TRIAL	77				
JURY TRIAL		JURY TRIAL					
TOTAL TERMINATIONS	248	TOTAL TERMINATIONS	4,593	242	TOTAL TERMINATIONS	130	5,213
ENDING PENDING: UNDER 1 YEAR	238	ENDING PENDING: UNDER 150 DAYS	1,729	252	ENDING PENDING: UNDER 20 DAYS	36	
1 YEAR & OVER	32	150 DAYS & OVER	0	9	20 DAYS & OVER	0	
TOTAL PENDING*	270	TOTAL PENDING*	1,729	261	TOTAL PENDING**	36	2,296

*Includes 1,018 traffic and 12 non-traffic defendants with warrants issued.
 **Includes 16 defendants with warrants issued.
 DOMESTIC VIOLENCE: Petitions for Order of Protection Filed: 40 Requests for Hearing: 1

MIAMI PRECINCT, GILA COUNTY - 1981 CASELOAD STATISTICS

CIVIL		MISDEMEANOR	TRAFFIC	NON-TRAFFIC	PRELIMINARY HEARINGS		TOTAL
BEGINNING PENDING: UNDER 1 YEAR	28	BEGINNING PENDING: UNDER 150 DAYS	488	16	BEGINNING PENDING: UNDER 20 DAYS	3	
1 YEAR & OVER	21	150 DAYS & OVER	488	50	20 DAYS & OVER	4	
TOTAL PENDING	49	TOTAL PENDING	976	66	TOTAL PENDING	7	1,098
FILINGS	510	FILINGS	2,753	143	FILINGS	95	3,501
TRANSFERRED IN	1	TRANSFERRED IN	2	1	TRANSFERRED IN		4
TOTAL ON FILE	560	TOTAL ON FILE	3,731	210	TOTAL ON FILE	102	4,603
TERMINATIONS		TERMINATIONS					
TRANSFERRED OUT	1	TRANSFERRED OUT	2				
DEFAULT HEARING	75	PLEA &/OR BOND FORFEITURE	2,287				
WITHOUT TRIAL	238	PLEA TO LESSER CHARGE	62				
SMALL CLAIMS TRIAL	9	DISMISSALS	141				
COURT TRIAL	51	OUT OF JURIS.	24				
JURY TRIAL		COURT TRIAL	37				
JURY TRIAL		JURY TRIAL					
TOTAL TERMINATIONS	374	TOTAL TERMINATIONS	2,553	150	TOTAL TERMINATIONS	86	3,163
ENDING PENDING: UNDER 1 YEAR	161	ENDING PENDING: UNDER 150 DAYS	469	43	ENDING PENDING: UNDER 20 DAYS	16	
1 YEAR & OVER	25	150 DAYS & OVER	709	17	20 DAYS & OVER	0	
TOTAL PENDING*	186	TOTAL PENDING*	1,178	60	TOTAL PENDING**	16	1,440

*Includes 355 traffic and 14 non-traffic defendants with warrants issued.
 **Includes 1 defendants with warrants issued.
 DOMESTIC VIOLENCE: Petitions for Order of Protection Filed: 36 Requests for Hearing: 6

HAYDEN PRECINCT, GILA COUNTY - 1981 CASELOAD STATISTICS

CIVIL		MISDEMEANOR	TRAFFIC	NON-TRAFFIC	PRELIMINARY HEARINGS		TOTAL
BEGINNING PENDING: UNDER 1 YEAR	0	BEGINNING PENDING: UNDER 150 DAYS	13	2	BEGINNING PENDING: UNDER 20 DAYS	0	
1 YEAR & OVER	0	150 DAYS & OVER	0	0	20 DAYS & OVER	0	
TOTAL PENDING	0	TOTAL PENDING	13	2	TOTAL PENDING	0	15
FILINGS	130	FILINGS	202	13	FILINGS	6	351
TRANSFERRED IN	1	TRANSFERRED IN	12		TRANSFERRED IN		13
TOTAL ON FILE	131	TOTAL ON FILE	227	15	TOTAL ON FILE	6	379
TERMINATIONS		TERMINATIONS					
TRANSFERRED OUT		TRANSFERRED OUT	13				
DEFAULT HEARING		PLEA &/OR BOND FORFEITURE	198				
WITHOUT TRIAL	118	PLEA TO LESSER CHARGE	1				
SMALL CLAIMS TRIAL	1	DISMISSALS	2				
COURT TRIAL		OUT OF JURIS.					
JURY TRIAL		COURT TRIAL	4				
JURY TRIAL		JURY TRIAL					
TOTAL TERMINATIONS	119	TOTAL TERMINATIONS	218	15	TOTAL TERMINATIONS	6	358
ENDING PENDING: UNDER 1 YEAR	12	ENDING PENDING: UNDER 150 DAYS	9	0	ENDING PENDING: UNDER 20 DAYS	0	
1 YEAR & OVER	0	150 DAYS & OVER	0	0	20 DAYS & OVER	0	
TOTAL PENDING*	12	TOTAL PENDING*	9	0	TOTAL PENDING**	0	21

*Includes 0 traffic and 0 non-traffic defendants with warrants issued.
 **Includes 0 defendants with warrants issued.
 DOMESTIC VIOLENCE: Petitions for Order of Protection Filed: 11 Requests for Hearing: 0

PAYSON PRECINCT, GILA COUNTY - 1981 CASELOAD STATISTICS

CIVIL		MISDEMEANOR	TRAFFIC	NON-TRAFFIC	PRELIMINARY HEARINGS		TOTAL
BEGINNING PENDING: UNDER 1 YEAR	44	BEGINNING PENDING: UNDER 150 DAYS	269	9	BEGINNING PENDING: UNDER 20 DAYS	1	
1 YEAR & OVER	34	150 DAYS & OVER	430	57	20 DAYS & OVER	33	
TOTAL PENDING	78	TOTAL PENDING	699	66	TOTAL PENDING	34	877
FILINGS	122	FILINGS	2,891	142	FILINGS	117	3,272
TRANSFERRED IN	1	TRANSFERRED IN	13	3	TRANSFERRED IN		17
TOTAL ON FILE	201	TOTAL ON FILE	3,603	211	TOTAL ON FILE	151	4,166
TERMINATIONS		TERMINATIONS					
TRANSFERRED OUT	3	TRANSFERRED OUT	18				
DEFAULT HEARING	24	PLEA &/OR BOND FORFEITURE	2,588				
WITHOUT TRIAL	47	PLEA TO LESSER CHARGE	50				
SMALL CLAIMS TRIAL	5	DISMISSALS	85				
COURT TRIAL	28	OUT OF JURIS.	55				
JURY TRIAL	2	COURT TRIAL	23				
JURY TRIAL		JURY TRIAL					
TOTAL TERMINATIONS	109	TOTAL TERMINATIONS	2,819	143	TOTAL TERMINATIONS	111	3,182
ENDING PENDING: UNDER 1 YEAR	44	ENDING PENDING: UNDER 150 DAYS	265	12	ENDING PENDING: UNDER 20 DAYS	0	
1 YEAR & OVER	48	150 DAYS & OVER	519	56	20 DAYS & OVER	40	
TOTAL PENDING*	92	TOTAL PENDING*	784	68	TOTAL PENDING**	40	984

*Includes 351 traffic and 46 non-traffic defendants with warrants issued.
 **Includes 17 defendants with warrants issued.
 DOMESTIC VIOLENCE: Petitions for Order of Protection Filed: 3 Requests for Hearing: 0

JUSTICE OF THE PEACE COURTS

GLOBE PRECINCT, GILA COUNTY - 1981 CASELOAD STATISTICS

CIVIL		MISDEMEANOR	TRAFFIC	NON-TRAFFIC	PRELIMINARY HEARINGS		TOTAL
BEGINNING PENDING: UNDER 1 YEAR	108	BEGINNING PENDING: UNDER 150 DAYS	919	153	BEGINNING PENDING: UNDER 20 DAYS	17	
1 YEAR & OVER	38	150 DAYS & OVER	0	19	20 DAYS & OVER	11	
TOTAL PENDING	146	TOTAL PENDING	919	172	TOTAL PENDING	28	1,265
FILINGS	369	FILINGS	5,387	331	FILINGS	138	6,225
TRANSFERRED IN	3	TRANSFERRED IN	16		TRANSFERRED IN		19
TOTAL ON FILE	518	TOTAL ON FILE	6,322	503	TOTAL ON FILE	166	7,509
TERMINATIONS		TERMINATIONS			TERMINATIONS		
TRANSFERRED OUT	13	TRANSFERRED OUT	341				
DEFAULT HEARING	96	PLEA &/OR BOND FORFEITURE	3,798				
WITHOUT TRIAL	65	PLEA TO LESSER CHARGE	59				
SMALL CLAIMS TRIAL	9	DISMISSALS	318				
COURT TRIAL	65	OUT OF JURIS.					
JURY TRIAL		COURT TRIAL	77				
JURY TRIAL		JURY TRIAL					
TOTAL TERMINATIONS	248	TOTAL TERMINATIONS	4,593	242	TOTAL TERMINATIONS	130	5,213
ENDING PENDING: UNDER 1 YEAR	238	ENDING PENDING: UNDER 150 DAYS	1,729	252	ENDING PENDING: UNDER 20 DAYS	36	
1 YEAR & OVER	32	150 DAYS & OVER	0	9	20 DAYS & OVER	0	
TOTAL PENDING	270	TOTAL PENDING*	1,729	261	TOTAL PENDING**	36	2,296

*Includes 1,018 traffic and 12 non-traffic defendants with warrants issued.
 **Includes 16 defendants with warrants issued.
 DOMESTIC VIOLENCE: Petitions for Order of Protection Filed: 40 Requests for Hearing: 1

HAYDEN PRECINCT, GILA COUNTY - 1981 CASELOAD STATISTICS

CIVIL		MISDEMEANOR	TRAFFIC	NON-TRAFFIC	PRELIMINARY HEARINGS		TOTAL
BEGINNING PENDING: UNDER 1 YEAR	0	BEGINNING PENDING: UNDER 150 DAYS	13	2	BEGINNING PENDING: UNDER 20 DAYS	0	
1 YEAR & OVER	0	150 DAYS & OVER	0	0	20 DAYS & OVER	0	
TOTAL PENDING	0	TOTAL PENDING	13	2	TOTAL PENDING	0	15
FILINGS	130	FILINGS	202	13	FILINGS	6	351
TRANSFERRED IN	1	TRANSFERRED IN	12		TRANSFERRED IN		13
TOTAL ON FILE	131	TOTAL ON FILE	227	15	TOTAL ON FILE	6	379
TERMINATIONS		TERMINATIONS			TERMINATIONS		
TRANSFERRED OUT		TRANSFERRED OUT	13				
DEFAULT HEARING		PLEA &/OR BOND FORFEITURE	198				
WITHOUT TRIAL	118	PLEA TO LESSER CHARGE	1				
SMALL CLAIMS TRIAL	1	DISMISSALS	2				
COURT TRIAL		OUT OF JURIS.					
JURY TRIAL		COURT TRIAL	4				
JURY TRIAL		JURY TRIAL					
TOTAL TERMINATIONS	119	TOTAL TERMINATIONS	218	15	TOTAL TERMINATIONS	6	358
ENDING PENDING: UNDER 1 YEAR	12	ENDING PENDING: UNDER 150 DAYS	9	0	ENDING PENDING: UNDER 20 DAYS	0	
1 YEAR & OVER	0	150 DAYS & OVER	0	0	20 DAYS & OVER	0	
TOTAL PENDING	12	TOTAL PENDING*	9	0	TOTAL PENDING**	0	21

*Includes 0 traffic and 0 non-traffic defendants with warrants issued.
 **Includes 0 defendants with warrants issued.
 DOMESTIC VIOLENCE: Petitions for Order of Protection Filed: 11 Requests for Hearing: 0

JUSTICE OF THE PEACE COURTS

MIAMI PRECINCT, GILA COUNTY - 1981 CASELOAD STATISTICS

CIVIL		MISDEMEANOR	TRAFFIC	NON-TRAFFIC	PRELIMINARY HEARINGS		TOTAL
BEGINNING PENDING: UNDER 1 YEAR	28	BEGINNING PENDING: UNDER 150 DAYS	488	16	BEGINNING PENDING: UNDER 20 DAYS	3	
1 YEAR & OVER	21	150 DAYS & OVER	488	50	20 DAYS & OVER	4	
TOTAL PENDING	49	TOTAL PENDING	976	66	TOTAL PENDING	7	1,098
FILINGS	510	FILINGS	2,753	143	FILINGS	95	3,501
TRANSFERRED IN	1	TRANSFERRED IN	2	1	TRANSFERRED IN		4
TOTAL ON FILE	560	TOTAL ON FILE	3,731	210	TOTAL ON FILE	102	4,603
TERMINATIONS		TERMINATIONS			TERMINATIONS		
TRANSFERRED OUT	1	TRANSFERRED OUT	2				
DEFAULT HEARING	75	PLEA &/OR BOND FORFEITURE	2,287				
WITHOUT TRIAL	238	PLEA TO LESSER CHARGE	62				
SMALL CLAIMS TRIAL	9	DISMISSALS	141				
COURT TRIAL	51	OUT OF JURIS.	24				
JURY TRIAL		COURT TRIAL	37				
JURY TRIAL		JURY TRIAL					
TOTAL TERMINATIONS	374	TOTAL TERMINATIONS	2,553	150	TOTAL TERMINATIONS	86	3,163
ENDING PENDING: UNDER 1 YEAR	161	ENDING PENDING: UNDER 150 DAYS	469	43	ENDING PENDING: UNDER 20 DAYS	16	
1 YEAR & OVER	25	150 DAYS & OVER	709	17	20 DAYS & OVER	0	
TOTAL PENDING	186	TOTAL PENDING*	1,178	60	TOTAL PENDING**	16	1,440

*Includes 355 traffic and 14 non-traffic defendants with warrants issued.
 **Includes 1 defendants with warrants issued.
 DOMESTIC VIOLENCE: Petitions for Order of Protection Filed: 36 Requests for Hearing: 6

PAYSON PRECINCT, GILA COUNTY - 1981 CASELOAD STATISTICS

CIVIL		MISDEMEANOR	TRAFFIC	NON-TRAFFIC	PRELIMINARY HEARINGS		TOTAL
BEGINNING PENDING: UNDER 1 YEAR	44	BEGINNING PENDING: UNDER 150 DAYS	269	9	BEGINNING PENDING: UNDER 20 DAYS	1	
1 YEAR & OVER	34	150 DAYS & OVER	430	57	20 DAYS & OVER	33	
TOTAL PENDING	78	TOTAL PENDING	699	66	TOTAL PENDING	34	877
FILINGS	122	FILINGS	2,891	142	FILINGS	117	3,272
TRANSFERRED IN	1	TRANSFERRED IN	13	3	TRANSFERRED IN		17
TOTAL ON FILE	201	TOTAL ON FILE	3,603	211	TOTAL ON FILE	151	4,166
TERMINATIONS		TERMINATIONS			TERMINATIONS		
TRANSFERRED OUT	3	TRANSFERRED OUT	18				
DEFAULT HEARING	24	PLEA &/OR BOND FORFEITURE	2,588				
WITHOUT TRIAL	47	PLEA TO LESSER CHARGE	50				
SMALL CLAIMS TRIAL	5	DISMISSALS	85				
COURT TRIAL	28	OUT OF JURIS.	55				
JURY TRIAL	2	COURT TRIAL	23				
JURY TRIAL		JURY TRIAL					
TOTAL TERMINATIONS	109	TOTAL TERMINATIONS	2,819	143	TOTAL TERMINATIONS	111	3,182
ENDING PENDING: UNDER 1 YEAR	44	ENDING PENDING: UNDER 150 DAYS	265	12	ENDING PENDING: UNDER 20 DAYS	0	
1 YEAR & OVER	48	150 DAYS & OVER	519	56	20 DAYS & OVER	40	
TOTAL PENDING	92	TOTAL PENDING*	784	68	TOTAL PENDING**	40	984

*Includes 351 traffic and 46 non-traffic defendants with warrants issued.
 **Includes 17 defendants with warrants issued.
 DOMESTIC VIOLENCE: Petitions for Order of Protection Filed: 3 Requests for Hearing: 0

JUSTICE OF THE PEACE COURTS

PINE PRECINCT, GILA COUNTY - 1981 CASELOAD STATISTICS

CIVIL		MISDEMEANOR	TRAFFIC	NON-TRAFFIC	PRELIMINARY HEARINGS		TOTAL
BEGINNING PENDING: UNDER 1 YEAR	5	BEGINNING PENDING: UNDER 150 DAYS	24	5	BEGINNING PENDING: UNDER 20 DAYS	1	
1 YEAR & OVER	0	150 DAYS & OVER	21	0	20 DAYS & OVER	0	
TOTAL PENDING	5	TOTAL PENDING	45	5	TOTAL PENDING	1	56
FILINGS	7	FILINGS	119	70	FILINGS	19	215
TRANSFERRED IN		TRANSFERRED IN	5		TRANSFERRED IN		5
TOTAL ON FILE	12	TOTAL ON FILE	169	75	TOTAL ON FILE	20	276
TERMINATIONS		TERMINATIONS			TERMINATIONS		
TRANSFERRED OUT	3	TRANSFERRED OUT	5				
DEFAULT HEARING	1	PLEA &/OR BOND FORFEITURE	117				
WITHOUT TRIAL	1	PLEA TO LESSER CHARGE	6				
SMALL CLAIMS TRIAL		DISMISSALS	2				
COURT TRIAL	5	OUT OF JURIS.	11				
JURY TRIAL		COURT TRIAL	2				
		JURY TRIAL					
TOTAL TERMINATIONS	10	TOTAL TERMINATIONS	143	72	TOTAL TERMINATIONS	20	245
ENDING PENDING: UNDER 1 YEAR	1	ENDING PENDING: UNDER 150 DAYS	26	3	ENDING PENDING: UNDER 20 DAYS	0	
1 YEAR & OVER	1	150 DAYS & OVER	0	0	20 DAYS & OVER	0	
TOTAL PENDING	2	TOTAL PENDING*	26	3	TOTAL PENDING**	0	31

*Includes 26 traffic and 1 non-traffic defendants with warrants issued.
 **Includes 0 defendants with warrants issued.
 DOMESTIC VIOLENCE: Petitions for Order of Protection Filed: 0 Requests for Hearing: 0

PIMA PRECINCT, GRAHAM COUNTY - 1981 CASELOAD STATISTICS

CIVIL		MISDEMEANOR	TRAFFIC	NON-TRAFFIC	PRELIMINARY HEARINGS		TOTAL
BEGINNING PENDING: UNDER 1 YEAR	1	BEGINNING PENDING: UNDER 150 DAYS	53	66	BEGINNING PENDING: UNDER 20 DAYS	0	
1 YEAR & OVER	0	150 DAYS & OVER	0	0	20 DAYS & OVER	2	
TOTAL PENDING	1	TOTAL PENDING	53	66	TOTAL PENDING	2	122
FILINGS	6	FILINGS	322	73	FILINGS	9	410
TRANSFERRED IN	1	TRANSFERRED IN	74		TRANSFERRED IN		75
TOTAL ON FILE	8	TOTAL ON FILE	449	139	TOTAL ON FILE	11	607
TERMINATIONS		TERMINATIONS			TERMINATIONS		
TRANSFERRED OUT	1	TRANSFERRED OUT					
DEFAULT HEARING		PLEA &/OR BOND FORFEITURE	236				
WITHOUT TRIAL	4	PLEA TO LESSER CHARGE					
SMALL CLAIMS TRIAL		DISMISSALS	6				
COURT TRIAL	3	OUT OF JURIS.	11				
JURY TRIAL		COURT TRIAL	2				
		JURY TRIAL					
TOTAL TERMINATIONS	8	TOTAL TERMINATIONS	255	88	TOTAL TERMINATIONS	11	362
ENDING PENDING: UNDER 1 YEAR	0	ENDING PENDING: UNDER 150 DAYS	88	12	ENDING PENDING: UNDER 20 DAYS	0	
1 YEAR & OVER	0	150 DAYS & OVER	106	39	20 DAYS & OVER	0	
TOTAL PENDING	0	TOTAL PENDING*	194	51	TOTAL PENDING**	0	245

*Includes 0 traffic and 0 non-traffic defendants with warrants issued.
 **Includes 0 defendants with warrants issued.
 DOMESTIC VIOLENCE: Petitions for Order of Protection Filed: 0 Requests for Hearing: 0

JUSTICE OF THE PEACE COURTS

SAFFORD PRECINCT, GRAHAM COUNTY - 1981 CASELOAD STATISTICS

CIVIL		MISDEMEANOR	TRAFFIC	NON-TRAFFIC	PRELIMINARY HEARINGS		TOTAL
BEGINNING PENDING: UNDER 1 YEAR	19	BEGINNING PENDING: UNDER 150 DAYS	229	5	BEGINNING PENDING: UNDER 20 DAYS	34	
1 YEAR & OVER	0	150 DAYS & OVER	0	0	20 DAYS & OVER	0	
TOTAL PENDING	19	TOTAL PENDING	229	5	TOTAL PENDING	34	287
FILINGS	351	FILINGS	2,858	138	FILINGS	245	3,592
TRANSFERRED IN	1	TRANSFERRED IN		2	TRANSFERRED IN		3
TOTAL ON FILE	371	TOTAL ON FILE	3,087	145	TOTAL ON FILE	279	3,882
TERMINATIONS		TERMINATIONS			TERMINATIONS		
TRANSFERRED OUT	1	TRANSFERRED OUT	38				
DEFAULT HEARING	162	PLEA &/OR BOND FORFEITURE	2,343				
WITHOUT TRIAL	57	PLEA TO LESSER CHARGE	275				
SMALL CLAIMS TRIAL		DISMISSALS	173				
COURT TRIAL	33	OUT OF JURIS.	77				
JURY TRIAL		COURT TRIAL	40				
		JURY TRIAL	1				
TOTAL TERMINATIONS	255	TOTAL TERMINATIONS	2,947	134	TOTAL TERMINATIONS	190	3,526
ENDING PENDING: UNDER 1 YEAR	116	ENDING PENDING: UNDER 150 DAYS	140	11	ENDING PENDING: UNDER 20 DAYS	14	
1 YEAR & OVER	0	150 DAYS & OVER	0	0	20 DAYS & OVER	75	
TOTAL PENDING	116	TOTAL PENDING*	140	11	TOTAL PENDING**	89	356

*Includes 83 traffic and 0 non-traffic defendants with warrants issued.
 **Includes 57 defendants with warrants issued.
 DOMESTIC VIOLENCE: Petitions for Order of Protection Filed: 8 Requests for Hearing: 0

CLIFTON PRECINCT, GREENLEE COUNTY - 1981 CASELOAD STATISTICS

CIVIL		MISDEMEANOR	TRAFFIC	NON-TRAFFIC	PRELIMINARY HEARINGS		TOTAL
BEGINNING PENDING: UNDER 1 YEAR	15	BEGINNING PENDING: UNDER 150 DAYS	161	10	BEGINNING PENDING: UNDER 20 DAYS	7	
1 YEAR & OVER	27	150 DAYS & OVER	0	10	20 DAYS & OVER	0	
TOTAL PENDING	42	TOTAL PENDING	161	20	TOTAL PENDING	7	230
FILINGS	15	FILINGS	464	47	FILINGS	25	551
TRANSFERRED IN	4	TRANSFERRED IN	24	2	TRANSFERRED IN		30
TOTAL ON FILE	61	TOTAL ON FILE	649	69	TOTAL ON FILE	32	811
TERMINATIONS		TERMINATIONS			TERMINATIONS		
TRANSFERRED OUT		TRANSFERRED OUT	5				
DEFAULT HEARING	1	PLEA &/OR BOND FORFEITURE	377				
WITHOUT TRIAL	12	PLEA TO LESSER CHARGE	1				
SMALL CLAIMS TRIAL		DISMISSALS	3				
COURT TRIAL	2	OUT OF JURIS.					
JURY TRIAL		COURT TRIAL	2				
		JURY TRIAL					
TOTAL TERMINATIONS	15	TOTAL TERMINATIONS	388	42	TOTAL TERMINATIONS	22	467
ENDING PENDING: UNDER 1 YEAR	19	ENDING PENDING: UNDER 150 DAYS	243	17	ENDING PENDING: UNDER 20 DAYS	3	
1 YEAR & OVER	27	150 DAYS & OVER	18	10	20 DAYS & OVER	7	
TOTAL PENDING	46	TOTAL PENDING*	261	27	TOTAL PENDING**	10	344

*Includes 0 traffic and 0 non-traffic defendants with warrants issued.
 **Includes 0 defendants with warrants issued.
 DOMESTIC VIOLENCE: Petitions for Order of Protection Filed: 0 Requests for Hearing: 0

JUSTICE OF THE PEACE COURTS

DUNCAN PRECINCT, GREENLEE COUNTY - 1981 CASELOAD STATISTICS

CIVIL		MISDEMEANOR	TRAFFIC	NON-TRAFFIC	PRELIMINARY HEARINGS		TOTAL
BEGINNING PENDING: UNDER 1 YEAR	0	BEGINNING PENDING: UNDER 150 DAYS	24	1	BEGINNING PENDING: UNDER 20 DAYS	0	
1 YEAR & OVER	0	150 DAYS & OVER	21	0	20 DAYS & OVER	0	
TOTAL PENDING	0	TOTAL PENDING	45	1	TOTAL PENDING	0	46
FILINGS	22	FILINGS	608	27	FILINGS	18	675
TRANSFERRED IN	3	TRANSFERRED IN	27	4	TRANSFERRED IN		34
TOTAL ON FILE	25	TOTAL ON FILE	680	32	TOTAL ON FILE	18	755
TERMINATIONS		TERMINATIONS			TERMINATIONS		
TRANSFERRED OUT		TRANSFERRED OUT	39				
DEFAULT HEARING	6	PLEA &/OR BOND FORFEITURE	503				
WITHOUT TRIAL	4	PLEA TO LESSER CHARGE	4				
SMALL CLAIMS TRIAL	4	DISMISSALS	45				
COURT TRIAL	7	OUT OF JURIS.					
JURY TRIAL		COURT TRIAL	35				
		JURY TRIAL					
TOTAL TERMINATIONS	21	TOTAL TERMINATIONS	626	28	TOTAL TERMINATIONS	18	693
ENDING PENDING: UNDER 1 YEAR	4	ENDING PENDING: UNDER 150 DAYS	18	0	ENDING PENDING: UNDER 20 DAYS	0	
1 YEAR & OVER	0	150 DAYS & OVER	36	4	20 DAYS & OVER	0	
TOTAL PENDING	4	TOTAL PENDING*	54	4	TOTAL PENDING**	0	62

*Includes 45 traffic and 4 non-traffic defendants with warrants issued.
 **Includes 0 defendants with warrants issued.
 DOMESTIC VIOLENCE: Petitions for Order of Protection Filed: 10 Requests for Hearing: 0

MORENCI PRECINCT, GREENLEE COUNTY - 1981 CASELOAD STATISTICS

CIVIL		MISDEMEANOR	TRAFFIC	NON-TRAFFIC	PRELIMINARY HEARINGS		TOTAL
BEGINNING PENDING: UNDER 1 YEAR	7	BEGINNING PENDING: UNDER 150 DAYS	12	6	BEGINNING PENDING: UNDER 20 DAYS	1	
1 YEAR & OVER	4	150 DAYS & OVER	0	0	20 DAYS & OVER	0	
TOTAL PENDING	11	TOTAL PENDING	12	6	TOTAL PENDING	1	30
FILINGS	5	FILINGS	467	60	FILINGS	13	545
TRANSFERRED IN	3	TRANSFERRED IN	6		TRANSFERRED IN		9
TOTAL ON FILE	19	TOTAL ON FILE	485	66	TOTAL ON FILE	14	584
TERMINATIONS		TERMINATIONS			TERMINATIONS		
TRANSFERRED OUT	4	TRANSFERRED OUT	3				
DEFAULT HEARING		PLEA &/OR BOND FORFEITURE	411				
WITHOUT TRIAL	1	PLEA TO LESSER CHARGE	5				
SMALL CLAIMS TRIAL	3	DISMISSALS	2				
COURT TRIAL		OUT OF JURIS.	1				
JURY TRIAL		COURT TRIAL	42				
		JURY TRIAL					
TOTAL TERMINATIONS	8	TOTAL TERMINATIONS	464	65	TOTAL TERMINATIONS	14	551
ENDING PENDING: UNDER 1 YEAR	2	ENDING PENDING: UNDER 150 DAYS	21	1	ENDING PENDING: UNDER 20 DAYS	0	
1 YEAR & OVER	9	150 DAYS & OVER	0	0	20 DAYS & OVER	0	
TOTAL PENDING	11	TOTAL PENDING*	21	1	TOTAL PENDING**	0	33

*Includes 3 traffic and 0 non-traffic defendants with warrants issued.
 **Includes 0 defendants with warrants issued.
 DOMESTIC VIOLENCE: Petitions for Order of Protection Filed: 5 Requests for Hearing: 0

JUSTICE OF THE PEACE COURTS

BUCKEYE PRECINCT, MARICOPA COUNTY - 1981 CASELOAD STATISTICS

CIVIL		MISDEMEANOR	TRAFFIC	NON-TRAFFIC	PRELIMINARY HEARINGS		TOTAL
BEGINNING PENDING: UNDER 1 YEAR	7	BEGINNING PENDING: UNDER 150 DAYS	2,814	19	BEGINNING PENDING: UNDER 20 DAYS	2	
1 YEAR & OVER	0	150 DAYS & OVER	2,224	0	20 DAYS & OVER	2	
TOTAL PENDING	7	TOTAL PENDING	5,038	19	TOTAL PENDING	4	5,068
FILINGS	142	FILINGS	12,149	188	FILINGS	76	12,555
TRANSFERRED IN	2	TRANSFERRED IN	146	23	TRANSFERRED IN	29	200
TOTAL ON FILE	151	TOTAL ON FILE	17,333	230	TOTAL ON FILE	109	17,823
TERMINATIONS		TERMINATIONS			TERMINATIONS		
TRANSFERRED OUT	1	TRANSFERRED OUT	833				
DEFAULT HEARING	25	PLEA &/OR BOND FORFEITURE	9,309				
WITHOUT TRIAL	42	PLEA TO LESSER CHARGE	163				
SMALL CLAIMS TRIAL	9	DISMISSALS	429				
COURT TRIAL	32	OUT OF JURIS.	1,141				
JURY TRIAL		COURT TRIAL	1,119				
		JURY TRIAL					
TOTAL TERMINATIONS	109	TOTAL TERMINATIONS	13,044	188	TOTAL TERMINATIONS	74	13,415
ENDING PENDING: UNDER 1 YEAR	42	ENDING PENDING: UNDER 150 DAYS	2,352	21	ENDING PENDING: UNDER 20 DAYS	2	
1 YEAR & OVER	0	150 DAYS & OVER	1,937	21	20 DAYS & OVER	33	
TOTAL PENDING	42	TOTAL PENDING*	4,289	42	TOTAL PENDING**	35	4,408

*Includes 2,026 traffic and 21 non-traffic defendants with warrants issued.
 **Includes 22 defendants with warrants issued.
 DOMESTIC VIOLENCE: Petitions for Order of Protection Filed: 16 Requests for Hearing: 2

CHANDLER PRECINCT, MARICOPA COUNTY - 1981 CASELOAD STATISTICS

CIVIL		MISDEMEANOR	TRAFFIC	NON-TRAFFIC	PRELIMINARY HEARINGS		TOTAL
BEGINNING PENDING: UNDER 1 YEAR	572	BEGINNING PENDING: UNDER 150 DAYS	328	7	BEGINNING PENDING: UNDER 20 DAYS	9	
1 YEAR & OVER	8	150 DAYS & OVER	6,122	47	20 DAYS & OVER	43	
TOTAL PENDING	580	TOTAL PENDING	6,450	54	TOTAL PENDING	52	7,136
FILINGS	747	FILINGS	8,005	293	FILINGS	267	9,312
TRANSFERRED IN	4	TRANSFERRED IN	180	1	TRANSFERRED IN	2	187
TOTAL ON FILE	1,331	TOTAL ON FILE	14,635	348	TOTAL ON FILE	321	16,635
TERMINATIONS		TERMINATIONS			TERMINATIONS		
TRANSFERRED OUT	18	TRANSFERRED OUT	23				
DEFAULT HEARING	103	PLEA &/OR BOND FORFEITURE	4,111				
WITHOUT TRIAL	132	PLEA TO LESSER CHARGE	168				
SMALL CLAIMS TRIAL	19	DISMISSALS	1,084				
COURT TRIAL	214	OUT OF JURIS.	213				
JURY TRIAL		COURT TRIAL	96				
		JURY TRIAL	3				
TOTAL TERMINATIONS	486	TOTAL TERMINATIONS	5,698	225	TOTAL TERMINATIONS	251	6,660
ENDING PENDING: UNDER 1 YEAR	767	ENDING PENDING: UNDER 150 DAYS	716	44	ENDING PENDING: UNDER 20 DAYS	8	
1 YEAR & OVER	78	150 DAYS & OVER	8,221	79	20 DAYS & OVER	62	
TOTAL PENDING	845	TOTAL PENDING*	8,937	123	TOTAL PENDING**	70	9,975

*Includes 2,458 traffic and 48 non-traffic defendants with warrants issued.
 **Includes 15 defendants with warrants issued.
 DOMESTIC VIOLENCE: Petitions for Order of Protection Filed: 89 Requests for Hearing: 16

JUSTICE OF THE PEACE COURTS

EAST MESA PRECINCT, MARICOPA COUNTY - 1981 CASELOAD STATISTICS

CIVIL		MISDEMEANOR	TRAFFIC	NON-TRAFFIC	PRELIMINARY HEARINGS		TOTAL
BEGINNING PENDING: UNDER 1 YEAR	126	BEGINNING PENDING: UNDER 150 DAYS	796	44	BEGINNING PENDING: UNDER 20 DAYS	14	
1 YEAR & OVER	66	150 DAYS & OVER	1,817	92	20 DAYS & OVER	183	
TOTAL PENDING	192	TOTAL PENDING	2,613	136	TOTAL PENDING	197	3,138
FILINGS	650	FILINGS	4,991	431	FILINGS	353	6,425
TRANSFERRED IN	9	TRANSFERRED IN	24	27	TRANSFERRED IN	6	66
TOTAL ON FILE	851	TOTAL ON FILE	7,628	594	TOTAL ON FILE	556	9,629
TERMINATIONS		TERMINATIONS			TERMINATIONS		
TRANSFERRED OUT	10	TRANSFERRED OUT	579				
DEFAULT HEARING	120	PLEA &/OR BOND FORFEITURE	3,820				
WITHOUT TRIAL	188	PLEA TO LESSER CHARGE	212				
SMALL CLAIMS TRIAL	38	DISMISSALS	497				
COURT TRIAL	228	OUT OF JURIS.					
JURY TRIAL		COURT TRIAL	104				
		JURY TRIAL	9				
TOTAL TERMINATIONS	584	TOTAL TERMINATIONS	5,221	408	TOTAL TERMINATIONS	351	6,564
ENDING PENDING: UNDER 1 YEAR	178	ENDING PENDING: UNDER 150 DAYS	782	66	ENDING PENDING: UNDER 20 DAYS	7	
1 YEAR & OVER	89	150 DAYS & OVER	1,625	120	20 DAYS & OVER	198	
TOTAL PENDING	267	TOTAL PENDING*	2,407	186	TOTAL PENDING**	205	3,065

*Includes 1,950 traffic and 135 non-traffic defendants with warrants issued.

**Includes 201 defendants with warrants issued.

DOMESTIC VIOLENCE: Petitions for Order of Protection Filed: 69 Requests for Hearing: 15

GILA BEND PRECINCT, MARICOPA COUNTY - 1981 CASELOAD STATISTICS

CIVIL		MISDEMEANOR	TRAFFIC	NON-TRAFFIC	PRELIMINARY HEARINGS		TOTAL
BEGINNING PENDING: UNDER 1 YEAR	20	BEGINNING PENDING: UNDER 150 DAYS	1,291	21	BEGINNING PENDING: UNDER 20 DAYS	0	
1 YEAR & OVER	0	150 DAYS & OVER	2,446	23	20 DAYS & OVER	11	
TOTAL PENDING	20	TOTAL PENDING	3,737	44	TOTAL PENDING	11	3,812
FILINGS	62	FILINGS	8,673	152	FILINGS	66	8,953
TRANSFERRED IN	1	TRANSFERRED IN	106	3	TRANSFERRED IN	1	111
TOTAL ON FILE	83	TOTAL ON FILE	12,516	199	TOTAL ON FILE	78	12,876
TERMINATIONS		TERMINATIONS			TERMINATIONS		
TRANSFERRED OUT	4	TRANSFERRED OUT	50				
DEFAULT HEARING	22	PLEA &/OR BOND FORFEITURE	6,528				
WITHOUT TRIAL	21	PLEA TO LESSER CHARGE	66				
SMALL CLAIMS TRIAL		DISMISSALS	586				
COURT TRIAL	8	OUT OF JURIS.	756				
JURY TRIAL		COURT TRIAL	3				
		JURY TRIAL					
TOTAL TERMINATIONS	55	TOTAL TERMINATIONS	7,989	140	TOTAL TERMINATIONS	63	8,247
ENDING PENDING: UNDER 1 YEAR	28	ENDING PENDING: UNDER 150 DAYS	911	30	ENDING PENDING: UNDER 20 DAYS	0	
1 YEAR & OVER	0	150 DAYS & OVER	3,616	29	20 DAYS & OVER	15	
TOTAL PENDING	28	TOTAL PENDING*	4,527	59	TOTAL PENDING**	15	4,629

*Includes 2,354 traffic and 44 non-traffic defendants with warrants issued.

**Includes 15 defendants with warrants issued.

DOMESTIC VIOLENCE: Petitions for Order of Protection Filed: 6 Requests for Hearing: 0

JUSTICE OF THE PEACE COURTS

GLENDALE PRECINCT, MARICOPA COUNTY - 1981 CASELOAD STATISTICS^a

CIVIL		MISDEMEANOR	TRAFFIC	NON-TRAFFIC	PRELIMINARY HEARINGS		TOTAL
BEGINNING PENDING: UNDER 1 YEAR	490	BEGINNING PENDING: UNDER 150 DAYS	420	15	BEGINNING PENDING: UNDER 20 DAYS	28	
1 YEAR & OVER	578	150 DAYS & OVER	638	27	20 DAYS & OVER	250	
TOTAL PENDING	1,068	TOTAL PENDING	1,058	42	TOTAL PENDING	278	2,446
FILINGS	1,726	FILINGS	1,937	51	FILINGS	575	4,289
TRANSFERRED IN	15	TRANSFERRED IN	5	5	TRANSFERRED IN	5	30
TOTAL ON FILE	2,809	TOTAL ON FILE	3,000	98	TOTAL ON FILE	858	6,765
TERMINATIONS		TERMINATIONS			TERMINATIONS		
TRANSFERRED OUT	17	TRANSFERRED OUT	10				
DEFAULT HEARING	592	PLEA &/OR BOND FORFEITURE	1,196				
WITHOUT TRIAL	458	PLEA TO LESSER CHARGE	128				
SMALL CLAIMS TRIAL	7	DISMISSALS	103				
COURT TRIAL	284	OUT OF JURIS.	2				
JURY TRIAL		COURT TRIAL	394				
		JURY TRIAL	13				
TOTAL TERMINATIONS	1,358	TOTAL TERMINATIONS	1,846	49	TOTAL TERMINATIONS	598	3,851
ENDING PENDING: UNDER 1 YEAR	874	ENDING PENDING: UNDER 150 DAYS	482	20	ENDING PENDING: UNDER 20 DAYS	24	
1 YEAR & OVER	577	150 DAYS & OVER	672	29	20 DAYS & OVER	236	
TOTAL PENDING	1,451	TOTAL PENDING*	1,154	49	TOTAL PENDING**	260	2,914

*Includes 235 traffic and 33 non-traffic defendants with warrants issued.

**Includes 231 defendants with warrants issued.

DOMESTIC VIOLENCE: Petitions for Order of Protection Filed: 229 Requests for Hearing: 20

^aFigures are for January through September only.

NORTHEAST PHOENIX PRECINCT, MARICOPA COUNTY - 1981 CASELOAD STATISTICS

CIVIL		MISDEMEANOR	TRAFFIC	NON-TRAFFIC	PRELIMINARY HEARINGS		TOTAL
BEGINNING PENDING: UNDER 1 YEAR	3,772	BEGINNING PENDING: UNDER 150 DAYS	374	9	BEGINNING PENDING: UNDER 20 DAYS	94	
1 YEAR & OVER	22	150 DAYS & OVER	0	0	20 DAYS & OVER	0	
TOTAL PENDING	3,794	TOTAL PENDING	374	9	TOTAL PENDING	94	4,271
FILINGS	3,170	FILINGS	1,922	89	FILINGS	588	5,769
TRANSFERRED IN	2	TRANSFERRED IN	267	13	TRANSFERRED IN	1	283
TOTAL ON FILE	6,966	TOTAL ON FILE	2,563	111	TOTAL ON FILE	683	10,323
TERMINATIONS		TERMINATIONS			TERMINATIONS		
TRANSFERRED OUT	12	TRANSFERRED OUT	8				
DEFAULT HEARING	1,253	PLEA &/OR BOND FORFEITURE	1,416				
WITHOUT TRIAL	1,715	PLEA TO LESSER CHARGE	107				
SMALL CLAIMS TRIAL	100	DISMISSALS	571				
COURT TRIAL	710	OUT OF JURIS.	53				
JURY TRIAL		COURT TRIAL	53				
		JURY TRIAL					
TOTAL TERMINATIONS	3,790	TOTAL TERMINATIONS	2,155	47	TOTAL TERMINATIONS	484	6,476
ENDING PENDING: UNDER 1 YEAR	3,175	ENDING PENDING: UNDER 150 DAYS	408	64	ENDING PENDING: UNDER 20 DAYS	199	
1 YEAR & OVER	1	150 DAYS & OVER	0	0	20 DAYS & OVER	0	
TOTAL PENDING	3,176	TOTAL PENDING*	408	64	TOTAL PENDING**	199	3,847

*Includes 241 traffic and 1 non-traffic defendants with warrants issued.

**Includes 21 defendants with warrants issued.

DOMESTIC VIOLENCE: Petitions for Order of Protection Filed: 84 Requests for Hearing: 5

JUSTICE OF THE PEACE COURTS

NORTHWEST PHOENIX PRECINCT, MARICOPA COUNTY - 1981 CASELOAD STATISTICS

CIVIL		MISDEMEANOR	TRAFFIC	NON-TRAFFIC	PRELIMINARY HEARINGS		TOTAL
BEGINNING PENDING: UNDER 1 YEAR	990	BEGINNING PENDING: UNDER 150 DAYS	723	32	BEGINNING PENDING: UNDER 20 DAYS	33	
1 YEAR & OVER	622	150 DAYS & OVER	0	0	20 DAYS & OVER	103	
TOTAL PENDING	1,612	TOTAL PENDING	723	32	TOTAL PENDING	136	2,503
FILINGS	3,145	FILINGS	7,495	350	FILINGS	588	11,578
TRANSFERRED IN	6	TRANSFERRED IN	1,433	1	TRANSFERRED IN	4	1,444
TOTAL ON FILE	4,763	TOTAL ON FILE	9,651	383	TOTAL ON FILE	728	15,525
TERMINATIONS		TERMINATIONS			TERMINATIONS		
TRANSFERRED OUT	35	TRANSFERRED OUT	42				
DEFAULT HEARING	1,204	PLEA &/OR BOND FORFEITURE	4,082				
WITHOUT TRIAL	1,860	PLEA TO LESSER CHARGE	446				
SMALL CLAIMS TRIAL	74	DISMISSALS	1,180				
COURT TRIAL	436	OUT OF JURIS.					
JURY TRIAL		COURT TRIAL	286				
JURY TRIAL		JURY TRIAL					
TOTAL TERMINATIONS	3,609	TOTAL TERMINATIONS	6,036	255	TOTAL TERMINATIONS	671	10,571
ENDING PENDING: UNDER 1 YEAR	1,053	ENDING PENDING: UNDER 150 DAYS	1,501	32	ENDING PENDING: UNDER 20 DAYS	40	
1 YEAR & OVER	101	150 DAYS & OVER	2,114	96	20 DAYS & OVER	37	
TOTAL PENDING	1,154	TOTAL PENDING*	3,615	128	TOTAL PENDING**	57	4,954

*Includes 998 traffic and 35 non-traffic defendants with warrants issued.
 **Includes 11 defendants with warrants issued.
 DOMESTIC VIOLENCE: Petitions for Order of Protection Filed: 158 Requests for Hearing: 35

PEORIA PRECINCT, MARICOPA COUNTY - 1981 CASELOAD STATISTICS

CIVIL		MISDEMEANOR	TRAFFIC	NON-TRAFFIC	PRELIMINARY HEARINGS		TOTAL
BEGINNING PENDING: UNDER 1 YEAR	81	BEGINNING PENDING: UNDER 150 DAYS	1,458	30	BEGINNING PENDING: UNDER 20 DAYS	17	
1 YEAR & OVER	220	150 DAYS & OVER	2,376	53	20 DAYS & OVER	21	
TOTAL PENDING	301	TOTAL PENDING	3,834	83	TOTAL PENDING	38	4,256
FILINGS	615	FILINGS	12,791	897	FILINGS	272	14,575
TRANSFERRED IN	5	TRANSFERRED IN	16		TRANSFERRED IN	1	22
TOTAL ON FILE	921	TOTAL ON FILE	16,641	980	TOTAL ON FILE	311	18,853
TERMINATIONS		TERMINATIONS			TERMINATIONS		
TRANSFERRED OUT	13	TRANSFERRED OUT	9				
DEFAULT HEARING	145	PLEA &/OR BOND FORFEITURE	9,054				
WITHOUT TRIAL	146	PLEA TO LESSER CHARGE	370				
SMALL CLAIMS TRIAL	18	DISMISSALS	607				
COURT TRIAL	138	OUT OF JURIS.	479				
JURY TRIAL		COURT TRIAL	608				
JURY TRIAL		JURY TRIAL					
TOTAL TERMINATIONS	460	TOTAL TERMINATIONS	11,127	647	TOTAL TERMINATIONS	296	12,530
ENDING PENDING: UNDER 1 YEAR	276	ENDING PENDING: UNDER 150 DAYS	3,407	192	ENDING PENDING: UNDER 20 DAYS	11	
1 YEAR & OVER	185	150 DAYS & OVER	2,107	141	20 DAYS & OVER	4	
TOTAL PENDING	461	TOTAL PENDING*	5,514	333	TOTAL PENDING**	15	6,323

*Includes 976 traffic and 30 non-traffic defendants with warrants issued.
 **Includes 8 defendants with warrants issued.
 DOMESTIC VIOLENCE: Petitions for Order of Protection Filed: 58 Requests for Hearing: 19

JUSTICE OF THE PEACE COURTS

PHOENIX CONSOLIDATED PRECINCTS, MARICOPA COUNTY - 1981 CASELOAD STATISTICS

CIVIL		MISDEMEANOR	TRAFFIC	NON-TRAFFIC	PRELIMINARY HEARINGS		TOTAL
BEGINNING PENDING: UNDER 1 YEAR	4,978	BEGINNING PENDING: UNDER 150 DAYS	1,719	74	BEGINNING PENDING: UNDER 20 DAYS	167	
1 YEAR & OVER	1,804	150 DAYS & OVER	6,227	221	20 DAYS & OVER	1,096	
TOTAL PENDING	6,782	TOTAL PENDING	7,946	295	TOTAL PENDING	1,263	16,286
FILINGS	9,986	FILINGS	14,969	231	FILINGS	4,363	29,549
TRANSFERRED IN	113	TRANSFERRED IN			TRANSFERRED IN	13	126
TOTAL ON FILE	16,881	TOTAL ON FILE	22,915	526	TOTAL ON FILE	5,639	45,961
TERMINATIONS		TERMINATIONS			TERMINATIONS		
TRANSFERRED OUT	136	TRANSFERRED OUT	969				
DEFAULT HEARING	3,920	PLEA &/OR BOND FORFEITURE	9,098				
WITHOUT TRIAL	3,862	PLEA TO LESSER CHARGE	870				
SMALL CLAIMS TRIAL	188	DISMISSALS	3,384				
COURT TRIAL	1,679	OUT OF JURIS.	952				
JURY TRIAL		COURT TRIAL	214				
JURY TRIAL		JURY TRIAL					
TOTAL TERMINATIONS	9,785	TOTAL TERMINATIONS	15,487	327	TOTAL TERMINATIONS	4,371	29,970
ENDING PENDING: UNDER 1 YEAR	4,389	ENDING PENDING: UNDER 150 DAYS	2,307	30	ENDING PENDING: UNDER 20 DAYS	59	
1 YEAR & OVER	2,707	150 DAYS & OVER	5,121	169	20 DAYS & OVER	1,209	
TOTAL PENDING	7,096	TOTAL PENDING*	7,428	199	TOTAL PENDING**	1,268	15,991

*Includes 2,887 traffic and 39 non-traffic defendants with warrants issued.
 **Includes 1,320 defendants with warrants issued.
 DOMESTIC VIOLENCE: Petitions for Order of Protection Filed: 442 Requests for Hearing: 15

SCOTTSDALE PRECINCT, MARICOPA COUNTY - 1981 CASELOAD STATISTICS

CIVIL		MISDEMEANOR	TRAFFIC	NON-TRAFFIC	PRELIMINARY HEARINGS		TOTAL
BEGINNING PENDING: UNDER 1 YEAR	845	BEGINNING PENDING: UNDER 150 DAYS	198	12	BEGINNING PENDING: UNDER 20 DAYS	20	
1 YEAR & OVER	398	150 DAYS & OVER	653	51	20 DAYS & OVER	208	
TOTAL PENDING	1,243	TOTAL PENDING	851	63	TOTAL PENDING	228	2,385
FILINGS	2,401	FILINGS	2,209	174	FILINGS	530	5,314
TRANSFERRED IN	35	TRANSFERRED IN	87	8	TRANSFERRED IN	14	144
TOTAL ON FILE	3,679	TOTAL ON FILE	3,147	245	TOTAL ON FILE	772	7,843
TERMINATIONS		TERMINATIONS			TERMINATIONS		
TRANSFERRED OUT	69	TRANSFERRED OUT	134				
DEFAULT HEARING	544	PLEA &/OR BOND FORFEITURE	1,295				
WITHOUT TRIAL	1,252	PLEA TO LESSER CHARGE	44				
SMALL CLAIMS TRIAL	81	DISMISSALS	525				
COURT TRIAL	421	OUT OF JURIS.	160				
JURY TRIAL		COURT TRIAL	101				
JURY TRIAL		JURY TRIAL					
TOTAL TERMINATIONS	2,367	TOTAL TERMINATIONS	2,259	175	TOTAL TERMINATIONS	461	5,262
ENDING PENDING: UNDER 1 YEAR	1,161	ENDING PENDING: UNDER 150 DAYS	430	41	ENDING PENDING: UNDER 20 DAYS	36	
1 YEAR & OVER	151	150 DAYS & OVER	458	29	20 DAYS & OVER	275	
TOTAL PENDING	1,312	TOTAL PENDING*	888	70	TOTAL PENDING**	311	2,581

*Includes 612 traffic and 32 non-traffic defendants with warrants issued.
 **Includes 198 defendants with warrants issued.
 DOMESTIC VIOLENCE: Petitions for Order of Protection Filed: 98 Requests for Hearing: 27

JUSTICE OF THE PEACE COURTS

SOUTH PHOENIX PRECINCT, MARICOPA COUNTY - 1981 CASELOAD STATISTICS^a

CIVIL		MISDEMEANOR	TRAFFIC	NON-TRAFFIC	PRELIMINARY HEARINGS		TOTAL
BEGINNING PENDING: UNDER 1 YEAR	224	BEGINNING PENDING: UNDER 150 DAYS	846	76	BEGINNING PENDING: UNDER 20 DAYS	31	
1 YEAR & OVER	123	150 DAYS & OVER	862	101	20 DAYS & OVER	214	
TOTAL PENDING	347	TOTAL PENDING	1,708	177	TOTAL PENDING	245	2,477
FILINGS	1,532	FILINGS	5,214	316	FILINGS	780	7,842
TRANSFERRED IN		TRANSFERRED IN			TRANSFERRED IN		
TOTAL ON FILE	1,879	TOTAL ON FILE	6,922	493	TOTAL ON FILE	1,025	10,319
TERMINATIONS		TERMINATIONS			TERMINATIONS		
TRANSFERRED OUT	8	TRANSFERRED OUT	18				
DEFAULT HEARING	442	PLEA &/OR BOND FORFEITURE	2,903				
WITHOUT TRIAL	252	PLEA TO LESSER CHARGE	160				
SMALL CLAIMS TRIAL	28	DISMISSALS	340				
COURT TRIAL	210	OUT OF JURIS.	7				
JURY TRIAL		COURT TRIAL	290				
JURY TRIAL		JURY TRIAL					
TOTAL TERMINATIONS	940	TOTAL TERMINATIONS	3,718	183	TOTAL TERMINATIONS	734	5,575
ENDING PENDING: UNDER 1 YEAR	717	ENDING PENDING: UNDER 150 DAYS	1,017	110	ENDING PENDING: UNDER 20 DAYS	38	
1 YEAR & OVER	222	150 DAYS & OVER	2,187	200	20 DAYS & OVER	253	
TOTAL PENDING	939	TOTAL PENDING*	3,204	310	TOTAL PENDING**	291	4,744

*Includes 599 traffic and 118 non-traffic defendants with warrants issued.

**Includes 177 defendants with warrants issued.

DOMESTIC VIOLENCE: Petitions for Order of Protection Filed: 152 Requests for Hearing: 21

^aFigures are for January through October only.

TEMPE PRECINCT, MARICOPA COUNTY - 1981 CASELOAD STATISTICS

CIVIL		MISDEMEANOR	TRAFFIC	NON-TRAFFIC	PRELIMINARY HEARINGS		TOTAL
BEGINNING PENDING: UNDER 1 YEAR	1,583	BEGINNING PENDING: UNDER 150 DAYS	1,917	54	BEGINNING PENDING: UNDER 20 DAYS	25	
1 YEAR & OVER	0	150 DAYS & OVER	641	26	20 DAYS & OVER	293	
TOTAL PENDING	1,583	TOTAL PENDING	2,558	80	TOTAL PENDING	318	4,539
FILINGS	2,384	FILINGS	9,853	198	FILINGS	782	13,217
TRANSFERRED IN	36	TRANSFERRED IN	20	12	TRANSFERRED IN	12	80
TOTAL ON FILE	4,003	TOTAL ON FILE	12,431	290	TOTAL ON FILE	1,112	17,836
TERMINATIONS		TERMINATIONS			TERMINATIONS		
TRANSFERRED OUT	15	TRANSFERRED OUT	269				
DEFAULT HEARING	689	PLEA &/OR BOND FORFEITURE	5,710				
WITHOUT TRIAL	743	PLEA TO LESSER CHARGE	266				
SMALL CLAIMS TRIAL	66	DISMISSALS	2,852				
COURT TRIAL	311	OUT OF JURIS.	135				
JURY TRIAL		COURT TRIAL	149				
JURY TRIAL		JURY TRIAL	8				
TOTAL TERMINATIONS	1,824	TOTAL TERMINATIONS	9,389	219	TOTAL TERMINATIONS	747	12,179
ENDING PENDING: UNDER 1 YEAR	2,177	ENDING PENDING: UNDER 150 DAYS	2,350	24	ENDING PENDING: UNDER 20 DAYS	23	
1 YEAR & OVER	2	150 DAYS & OVER	692	47	20 DAYS & OVER	342	
TOTAL PENDING	2,179	TOTAL PENDING*	3,042	71	TOTAL PENDING**	365	5,657

*Includes 800 traffic and 28 non-traffic defendants with warrants issued.

**Includes 266 defendants with warrants issued.

DOMESTIC VIOLENCE: Petitions for Order of Protection Filed: 137 Requests for Hearing: 46

JUSTICE OF THE PEACE COURTS

TOLLESON PRECINCT, MARICOPA COUNTY - 1981 CASELOAD STATISTICS

CIVIL		MISDEMEANOR	TRAFFIC	NON-TRAFFIC	PRELIMINARY HEARINGS		TOTAL
BEGINNING PENDING: UNDER 1 YEAR	281	BEGINNING PENDING: UNDER 150 DAYS	1,748	91	BEGINNING PENDING: UNDER 20 DAYS	60	
1 YEAR & OVER	241	150 DAYS & OVER	1,347	107	20 DAYS & OVER	139	
TOTAL PENDING	522	TOTAL PENDING	3,095	198	TOTAL PENDING	199	4,014
FILINGS	1,955	FILINGS	11,293	683	FILINGS	1,385	15,316
TRANSFERRED IN	1	TRANSFERRED IN	166		TRANSFERRED IN		167
TOTAL ON FILE	2,478	TOTAL ON FILE	14,554	881	TOTAL ON FILE	1,584	19,497
TERMINATIONS		TERMINATIONS			TERMINATIONS		
TRANSFERRED OUT	19	TRANSFERRED OUT					
DEFAULT HEARING	681	PLEA &/OR BOND FORFEITURE	6,013				
WITHOUT TRIAL	489	PLEA TO LESSER CHARGE	859				
SMALL CLAIMS TRIAL	38	DISMISSALS	920				
COURT TRIAL	523	OUT OF JURIS.	202				
JURY TRIAL	2	COURT TRIAL	30				
JURY TRIAL		JURY TRIAL	2				
TOTAL TERMINATIONS	1,752	TOTAL TERMINATIONS	8,026	631	TOTAL TERMINATIONS	1,317	11,726
ENDING PENDING: UNDER 1 YEAR	415	ENDING PENDING: UNDER 150 DAYS	3,008	79	ENDING PENDING: UNDER 20 DAYS	84	
1 YEAR & OVER	311	150 DAYS & OVER	3,520	171	20 DAYS & OVER	183	
TOTAL PENDING	726	TOTAL PENDING*	6,528	250	TOTAL PENDING**	267	7,771

*Includes 266 traffic and 27 non-traffic defendants with warrants issued.

**Includes 156 defendants with warrants issued.

DOMESTIC VIOLENCE: Petitions for Order of Protection Filed: 266 Requests for Hearing: 41

WEST MESA PRECINCT, MARICOPA COUNTY - 1981 CASELOAD STATISTICS

CIVIL		MISDEMEANOR	TRAFFIC	NON-TRAFFIC	PRELIMINARY HEARINGS		TOTAL
BEGINNING PENDING: UNDER 1 YEAR	650	BEGINNING PENDING: UNDER 150 DAYS	2,726	324	BEGINNING PENDING: UNDER 20 DAYS	21	
1 YEAR & OVER	83	150 DAYS & OVER	873	96	20 DAYS & OVER	242	
TOTAL PENDING	733	TOTAL PENDING	3,599	420	TOTAL PENDING	263	5,015
FILINGS	1,679	FILINGS	17,431	1,455	FILINGS	949	21,514
TRANSFERRED IN	87	TRANSFERRED IN			TRANSFERRED IN		87
TOTAL ON FILE	2,499	TOTAL ON FILE	21,030	1,875	TOTAL ON FILE	1,212	26,616
TERMINATIONS		TERMINATIONS			TERMINATIONS		
TRANSFERRED OUT	38	TRANSFERRED OUT	33				
DEFAULT HEARING	420	PLEA &/OR BOND FORFEITURE	9,287				
WITHOUT TRIAL	353	PLEA TO LESSER CHARGE	623				
SMALL CLAIMS TRIAL	68	DISMISSALS	2,593				
COURT TRIAL	387	OUT OF JURIS.	176				
JURY TRIAL	1	COURT TRIAL	273				
JURY TRIAL		JURY TRIAL					
TOTAL TERMINATIONS	1,267	TOTAL TERMINATIONS	12,985	1,040	TOTAL TERMINATIONS	776	16,068
ENDING PENDING: UNDER 1 YEAR	646	ENDING PENDING: UNDER 150 DAYS	1,768	188	ENDING PENDING: UNDER 20 DAYS	40	
1 YEAR & OVER	586	150 DAYS & OVER	6,277	647	20 DAYS & OVER	396	
TOTAL PENDING	1,232	TOTAL PENDING*	8,045	835	TOTAL PENDING**	436	10,548

*Includes 1,798 traffic and 167 non-traffic defendants with warrants issued.

**Includes 281 defendants with warrants issued.

DOMESTIC VIOLENCE: Petitions for Order of Protection Filed: 137 Requests for Hearing: 21

JUSTICE OF THE PEACE COURTS

WICKENBURG PRECINCT, MARICOPA COUNTY - 1981 CASELOAD STATISTICS

CIVIL		MISDEMEANOR	TRAFFIC	NON-TRAFFIC	PRELIMINARY HEARINGS		TOTAL
BEGINNING PENDING: UNDER 1 YEAR	24	BEGINNING PENDING: UNDER 150 DAYS	1,227	26	BEGINNING PENDING: UNDER 20 DAYS	7	
1 YEAR & OVER	26	150 DAYS & OVER	1,125	37	20 DAYS & OVER	15	
TOTAL PENDING	50	TOTAL PENDING	2,352	63	TOTAL PENDING	22	2,487
FILINGS	92	FILINGS	5,294	156	FILINGS	61	5,603
TRANSFERRED IN	2	TRANSFERRED IN	3	1	TRANSFERRED IN		6
TOTAL ON FILE	144	TOTAL ON FILE	7,649	220	TOTAL ON FILE	83	8,096
TERMINATIONS		TERMINATIONS					
TRANSFERRED OUT		TRANSFERRED OUT	9				
DEFAULT HEARING	19	PLEA &/OR BOND FORFEITURE	4,628				
WITHOUT TRIAL	39	PLEA TO LESSER CHARGE	96				
SMALL CLAIMS TRIAL		DISMISSALS	97				
COURT TRIAL	13	OUT OF JURIS.	112				
JURY TRIAL		COURT TRIAL	123				
		JURY TRIAL					
TOTAL TERMINATIONS	71	TOTAL TERMINATIONS	5,065	131	TOTAL TERMINATIONS	60	5,327
ENDING PENDING: UNDER 1 YEAR	36	ENDING PENDING: UNDER 150 DAYS	1,302	34	ENDING PENDING: UNDER 20 DAYS	3	
1 YEAR & OVER	37	150 DAYS & OVER	1,282	55	20 DAYS & OVER	20	
TOTAL PENDING	73	TOTAL PENDING*	2,584	89	TOTAL PENDING**	23	2,769

*Includes 366 traffic and 39 non-traffic defendants with warrants issued.
 **Includes 20 defendants with warrants issued.
 DOMESTIC VIOLENCE: Petitions for Order of Protection Filed: 2 Requests for Hearing: 0

BULLHEAD CITY PRECINCT, MOHAVE COUNTY - 1981 CASELOAD STATISTICS

CIVIL		MISDEMEANOR	TRAFFIC	NON-TRAFFIC	PRELIMINARY HEARINGS		TOTAL
BEGINNING PENDING: UNDER 1 YEAR	204	BEGINNING PENDING: UNDER 150 DAYS	999	73	BEGINNING PENDING: UNDER 20 DAYS	3	
1 YEAR & OVER	20	150 DAYS & OVER	1,165	102	20 DAYS & OVER	27	
TOTAL PENDING	224	TOTAL PENDING	2,164	175	TOTAL PENDING	30	2,593
FILINGS	421	FILINGS	7,572	732	FILINGS	290	9,015
TRANSFERRED IN	9	TRANSFERRED IN	49	36	TRANSFERRED IN	4	98
TOTAL ON FILE	654	TOTAL ON FILE	9,785	943	TOTAL ON FILE	324	11,706
TERMINATIONS		TERMINATIONS					
TRANSFERRED OUT	4	TRANSFERRED OUT	15				
DEFAULT HEARING	61	PLEA &/OR BOND FORFEITURE	5,276				
WITHOUT TRIAL	250	PLEA TO LESSER CHARGE	227				
SMALL CLAIMS TRIAL	13	DISMISSALS	363				
COURT TRIAL	79	OUT OF JURIS.	1,087				
JURY TRIAL	1	COURT TRIAL	244				
		JURY TRIAL					
TOTAL TERMINATIONS	408	TOTAL TERMINATIONS	7,212	727	TOTAL TERMINATIONS	267	8,614
ENDING PENDING: UNDER 1 YEAR	240	ENDING PENDING: UNDER 150 DAYS	696	79	ENDING PENDING: UNDER 20 DAYS	18	
1 YEAR & OVER	6	150 DAYS & OVER	1,877	137	20 DAYS & OVER	39	
TOTAL PENDING	246	TOTAL PENDING*	2,573	216	TOTAL PENDING**	57	3,092

*Includes 676 traffic and 80 non-traffic defendants with warrants issued.
 **Includes 29 defendants with warrants issued.
 DOMESTIC VIOLENCE: Petitions for Order of Protection Filed: 7 Requests for Hearing: 0

JUSTICE OF THE PEACE COURTS

COLORADO PRECINCT, MOHAVE COUNTY - 1981 CASELOAD STATISTICS

CIVIL		MISDEMEANOR	TRAFFIC	NON-TRAFFIC	PRELIMINARY HEARINGS		TOTAL
BEGINNING PENDING: UNDER 1 YEAR	5	BEGINNING PENDING: UNDER 150 DAYS	508	121	BEGINNING PENDING: UNDER 20 DAYS	0	
1 YEAR & OVER	0	150 DAYS & OVER	216	6	20 DAYS & OVER	4	
TOTAL PENDING	5	TOTAL PENDING	724	127	TOTAL PENDING	4	860
FILINGS	1	FILINGS	3,010	153	FILINGS	15	3,179
TRANSFERRED IN	3	TRANSFERRED IN	176		TRANSFERRED IN	1	180
TOTAL ON FILE	9	TOTAL ON FILE	3,910	280	TOTAL ON FILE	20	4,219
TERMINATIONS		TERMINATIONS					
TRANSFERRED OUT	3	TRANSFERRED OUT	23				
DEFAULT HEARING		PLEA &/OR BOND FORFEITURE	2,275				
WITHOUT TRIAL		PLEA TO LESSER CHARGE	1				
SMALL CLAIMS TRIAL		DISMISSALS	49				
COURT TRIAL		OUT OF JURIS.	772				
JURY TRIAL		COURT TRIAL	16				
		JURY TRIAL					
TOTAL TERMINATIONS	3	TOTAL TERMINATIONS	3,136	170	TOTAL TERMINATIONS	16	3,325
ENDING PENDING: UNDER 1 YEAR	3	ENDING PENDING: UNDER 150 DAYS	450	57	ENDING PENDING: UNDER 20 DAYS	0	
1 YEAR & OVER	3	150 DAYS & OVER	324	53	20 DAYS & OVER	4	
TOTAL PENDING	6	TOTAL PENDING*	774	110	TOTAL PENDING**	4	894

*Includes 315 traffic and 36 non-traffic defendants with warrants issued.
 **Includes 4 defendants with warrants issued.
 DOMESTIC VIOLENCE: Petitions for Order of Protection Filed: 0 Requests for Hearing: 0

KINGMAN PRECINCT, MOHAVE COUNTY - 1981 CASELOAD STATISTICS

CIVIL		MISDEMEANOR	TRAFFIC	NON-TRAFFIC	PRELIMINARY HEARINGS		TOTAL
BEGINNING PENDING: UNDER 1 YEAR	287	BEGINNING PENDING: UNDER 150 DAYS	8,711	166	BEGINNING PENDING: UNDER 20 DAYS	20	
1 YEAR & OVER	34	150 DAYS & OVER	2,344	2,302	20 DAYS & OVER	226	
TOTAL PENDING	321	TOTAL PENDING	11,055	2,468	TOTAL PENDING	246	14,090
FILINGS	640	FILINGS	33,814	598	FILINGS	650	35,702
TRANSFERRED IN	6	TRANSFERRED IN	300	5	TRANSFERRED IN	9	320
TOTAL ON FILE	967	TOTAL ON FILE	45,169	3,071	TOTAL ON FILE	905	50,112
TERMINATIONS		TERMINATIONS					
TRANSFERRED OUT	22	TRANSFERRED OUT	80				
DEFAULT HEARING	142	PLEA &/OR BOND FORFEITURE	23,213				
WITHOUT TRIAL	151	PLEA TO LESSER CHARGE	135				
SMALL CLAIMS TRIAL	16	DISMISSALS	1,120				
COURT TRIAL	94	OUT OF JURIS.	5,668				
JURY TRIAL		COURT TRIAL	370				
		JURY TRIAL	1				
TOTAL TERMINATIONS	425	TOTAL TERMINATIONS	30,507	755	TOTAL TERMINATIONS	601	32,368
ENDING PENDING: UNDER 1 YEAR	524	ENDING PENDING: UNDER 150 DAYS	11,298	184	ENDING PENDING: UNDER 20 DAYS	24	
1 YEAR & OVER	18	150 DAYS & OVER	3,284	2,132	20 DAYS & OVER	280	
TOTAL PENDING	542	TOTAL PENDING*	14,582	2,316	TOTAL PENDING**	304	17,744

*Includes 2,922 traffic and 787 non-traffic defendants with warrants issued.
 **Includes 108 defendants with warrants issued.
 DOMESTIC VIOLENCE: Petitions for Order of Protection Filed: 18 Requests for Hearing: 2

JUSTICE OF THE PEACE COURTS

LAKE HAVASU CITY PRECINCT, MOHAVE COUNTY - 1981 CASELOAD STATISTICS

CIVIL		MISDEMEANOR	TRAFFIC	NON-TRAFFIC	PRELIMINARY HEARINGS		TOTAL
BEGINNING PENDING: UNDER 1 YEAR	219	BEGINNING PENDING: UNDER 150 DAYS	155	25	BEGINNING PENDING: UNDER 20 DAYS	8	
1 YEAR & OVER	0	150 DAYS & OVER	193	16	20 DAYS & OVER	39	
TOTAL PENDING	219	TOTAL PENDING	348	41	TOTAL PENDING	47	655
FILINGS	529	FILINGS	4,438	818	FILINGS	130	5,915
TRANSFERRED IN	5	TRANSFERRED IN	6		TRANSFERRED IN		11
TOTAL ON FILE	753	TOTAL ON FILE	4,792	859	TOTAL ON FILE	177	6,581
TERMINATIONS		TERMINATIONS			TERMINATIONS		
TRANSFERRED OUT	6	TRANSFERRED OUT	16				
DEFAULT HEARING	83	PLEA &/OR BOND FORFEITURE	2,470				
WITHOUT TRIAL	203	PLEA TO LESSER CHARGE	4				
SMALL CLAIMS TRIAL	37	DISMISSALS	62				
COURT TRIAL	99	OUT OF JURIS.	196				
JURY TRIAL		COURT TRIAL	21				
		JURY TRIAL					
TOTAL TERMINATIONS	428	TOTAL TERMINATIONS	2,769	753	TOTAL TERMINATIONS	149	4,099
ENDING PENDING: UNDER 1 YEAR	300	ENDING PENDING: UNDER 150 DAYS	2,020	86	ENDING PENDING: UNDER 20 DAYS	7	
1 YEAR & OVER	25	150 DAYS & OVER	3	20	20 DAYS & OVER	21	
TOTAL PENDING	325	TOTAL PENDING*	2,023	106	TOTAL PENDING**	28	2,482

*Includes 119 traffic and 7 non-traffic defendants with warrants issued.
 **Includes 20 defendants with warrants issued.
 DOMESTIC VIOLENCE: Petitions for Order of Protection Filed: 36 Requests for Hearing: 4

HOLBROOK PRECINCT, NAVAJO COUNTY - 1981 CASELOAD STATISTICS

CIVIL		MISDEMEANOR	TRAFFIC	NON-TRAFFIC	PRELIMINARY HEARINGS		TOTAL
BEGINNING PENDING: UNDER 1 YEAR	96	BEGINNING PENDING: UNDER 150 DAYS	943	31	BEGINNING PENDING: UNDER 20 DAYS	8	
1 YEAR & OVER	189	150 DAYS & OVER	450	113	20 DAYS & OVER	138	
TOTAL PENDING	285	TOTAL PENDING	1,393	144	TOTAL PENDING	146	1,968
FILINGS	130	FILINGS	9,791	118	FILINGS	172	10,211
TRANSFERRED IN	9	TRANSFERRED IN	81	2	TRANSFERRED IN		92
TOTAL ON FILE	424	TOTAL ON FILE	11,265	264	TOTAL ON FILE	318	12,271
TERMINATIONS		TERMINATIONS			TERMINATIONS		
TRANSFERRED OUT	3	TRANSFERRED OUT	110				
DEFAULT HEARING	12	PLEA &/OR BOND FORFEITURE	6,579				
WITHOUT TRIAL	27	PLEA TO LESSER CHARGE	67				
SMALL CLAIMS TRIAL	1	DISMISSALS	914				
COURT TRIAL	2	OUT OF JURIS.	1,827				
JURY TRIAL		COURT TRIAL	61				
		JURY TRIAL	2				
TOTAL TERMINATIONS	45	TOTAL TERMINATIONS	9,560	130	TOTAL TERMINATIONS	153	9,888
ENDING PENDING: UNDER 1 YEAR	112	ENDING PENDING: UNDER 150 DAYS	1,297	26	ENDING PENDING: UNDER 20 DAYS	6	
1 YEAR & OVER	267	150 DAYS & OVER	408	108	20 DAYS & OVER	159	
TOTAL PENDING	379	TOTAL PENDING*	1,705	134	TOTAL PENDING**	165	2,383

*Includes 531 traffic and 45 non-traffic defendants with warrants issued.
 **Includes 49 defendants with warrants issued.
 DOMESTIC VIOLENCE: Petitions for Order of Protection Filed: 8 Requests for Hearing: 1

JUSTICE OF THE PEACE COURTS

PINETOP PRECINCT, NAVAJO COUNTY - 1981 CASELOAD STATISTICS

CIVIL		MISDEMEANOR	TRAFFIC	NON-TRAFFIC	PRELIMINARY HEARINGS		TOTAL
BEGINNING PENDING: UNDER 1 YEAR	112	BEGINNING PENDING: UNDER 150 DAYS	114	33	BEGINNING PENDING: UNDER 20 DAYS	5	
1 YEAR & OVER	6	150 DAYS & OVER	416	17	20 DAYS & OVER	8	
TOTAL PENDING	118	TOTAL PENDING	530	50	TOTAL PENDING	13	711
FILINGS	328	FILINGS	2,108	590	FILINGS	74	3,100
TRANSFERRED IN	4	TRANSFERRED IN	198	43	TRANSFERRED IN		245
TOTAL ON FILE	450	TOTAL ON FILE	2,836	683	TOTAL ON FILE	87	4,056
TERMINATIONS		TERMINATIONS			TERMINATIONS		
TRANSFERRED OUT	25	TRANSFERRED OUT	74				
DEFAULT HEARING	50	PLEA &/OR BOND FORFEITURE	1,621				
WITHOUT TRIAL	143	PLEA TO LESSER CHARGE	86				
SMALL CLAIMS TRIAL	8	DISMISSALS	289				
COURT TRIAL	71	OUT OF JURIS.	37				
JURY TRIAL	1	COURT TRIAL	179				
		JURY TRIAL	6				
TOTAL TERMINATIONS	298	TOTAL TERMINATIONS	2,292	554	TOTAL TERMINATIONS	76	3,220
ENDING PENDING: UNDER 1 YEAR	132	ENDING PENDING: UNDER 150 DAYS	260	72	ENDING PENDING: UNDER 20 DAYS	5	
1 YEAR & OVER	20	150 DAYS & OVER	284	57	20 DAYS & OVER	6	
TOTAL PENDING	152	TOTAL PENDING*	544	129	TOTAL PENDING**	11	836

*Includes 212 traffic and 66 non-traffic defendants with warrants issued.
 **Includes 3 defendants with warrants issued.
 DOMESTIC VIOLENCE: Petitions for Order of Protection Filed: 27 Requests for Hearing: 8

SHOW LOW PRECINCT, NAVAJO COUNTY - 1981 CASELOAD STATISTICS

CIVIL		MISDEMEANOR	TRAFFIC	NON-TRAFFIC	PRELIMINARY HEARINGS		TOTAL
BEGINNING PENDING: UNDER 1 YEAR	49	BEGINNING PENDING: UNDER 150 DAYS	520	7	BEGINNING PENDING: UNDER 20 DAYS	5	
1 YEAR & OVER	8	150 DAYS & OVER	396	1	20 DAYS & OVER	18	
TOTAL PENDING	57	TOTAL PENDING	916	8	TOTAL PENDING	23	1,004
FILINGS	154	FILINGS	3,909	23	FILINGS	123	4,209
TRANSFERRED IN	1	TRANSFERRED IN		1	TRANSFERRED IN	5	7
TOTAL ON FILE	212	TOTAL ON FILE	4,825	32	TOTAL ON FILE	151	5,220
TERMINATIONS		TERMINATIONS			TERMINATIONS		
TRANSFERRED OUT		TRANSFERRED OUT	7				
DEFAULT HEARING	44	PLEA &/OR BOND FORFEITURE	3,085				
WITHOUT TRIAL	31	PLEA TO LESSER CHARGE	2				
SMALL CLAIMS TRIAL	3	DISMISSALS	92				
COURT TRIAL	43	OUT OF JURIS.	57				
JURY TRIAL		COURT TRIAL	95				
		JURY TRIAL					
TOTAL TERMINATIONS	121	TOTAL TERMINATIONS	3,338	19	TOTAL TERMINATIONS	98	3,576
ENDING PENDING: UNDER 1 YEAR	58	ENDING PENDING: UNDER 150 DAYS	525	10	ENDING PENDING: UNDER 20 DAYS	7	
1 YEAR & OVER	33	150 DAYS & OVER	962	3	20 DAYS & OVER	46	
TOTAL PENDING	91	TOTAL PENDING*	1,487	13	TOTAL PENDING**	53	1,644

*Includes 564 traffic and 0 non-traffic defendants with warrants issued.
 **Includes 7 defendants with warrants issued.
 DOMESTIC VIOLENCE: Petitions for Order of Protection Filed: 9 Requests for Hearing: 0

JUSTICE OF THE PEACE COURTS

SNOWFLAKE PRECINCT, NAVAJO COUNTY - 1981 CASELOAD STATISTICS^a

CIVIL		MISDEMEANOR	TRAFFIC	NON-TRAFFIC	PRELIMINARY HEARINGS		TOTAL
BEGINNING PENDING: UNDER 1 YEAR	2	BEGINNING PENDING: UNDER 150 DAYS	61	2	BEGINNING PENDING: UNDER 20 DAYS	0	
1 YEAR & OVER	0	150 DAYS & OVER	13	0	20 DAYS & OVER	0	
TOTAL PENDING	2	TOTAL PENDING	74	2	TOTAL PENDING	0	78
FILINGS	177	FILINGS	1,496	98	FILINGS	100	1,871
TRANSFERRED IN	1	TRANSFERRED IN	19	5	TRANSFERRED IN	1	26
TOTAL ON FILE	180	TOTAL ON FILE	1,589	105	TOTAL ON FILE	101	1,975
TERMINATIONS		TERMINATIONS					
TRANSFERRED OUT	6	TRANSFERRED OUT	35				
DEFAULT HEARING	25	PLEA &/OR BOND FORFEITURE	1,211				
WITHOUT TRIAL	37	PLEA TO LESSER CHARGE	3				
SMALL CLAIMS TRIAL	8	DISMISSALS	94				
COURT TRIAL	11	OUT OF JURIS.	24				
JURY TRIAL		COURT TRIAL	52				
		JURY TRIAL					
TOTAL TERMINATIONS	87	TOTAL TERMINATIONS	1,419	78	TOTAL TERMINATIONS	79	1,663
ENDING PENDING: UNDER 1 YEAR	93	ENDING PENDING: UNDER 150 DAYS	161	27	ENDING PENDING: UNDER 20 DAYS	0	
1 YEAR & OVER	0	150 DAYS & OVER	9	0	20 DAYS & OVER	22	
TOTAL PENDING	93	TOTAL PENDING*	170	27	TOTAL PENDING**	22	312

*Includes 36 traffic and 3 non-traffic defendants with warrants issued.
 **Includes 5 defendants with warrants issued.
 DOMESTIC VIOLENCE: Petitions for Order of Protection Filed: 16 Requests for Hearing: 4
^aFigures are for February through December only.

WINSLOW PRECINCT, NAVAJO COUNTY - 1981 CASELOAD STATISTICS

CIVIL		MISDEMEANOR	TRAFFIC	NON-TRAFFIC	PRELIMINARY HEARINGS		TOTAL
BEGINNING PENDING: UNDER 1 YEAR	73	BEGINNING PENDING: UNDER 150 DAYS	725	13	BEGINNING PENDING: UNDER 20 DAYS	11	
1 YEAR & OVER	31	150 DAYS & OVER	898	10	20 DAYS & OVER	9	
TOTAL PENDING	104	TOTAL PENDING	1,623	23	TOTAL PENDING	20	1,770
FILINGS	90	FILINGS	4,224	135	FILINGS	58	4,507
TRANSFERRED IN		TRANSFERRED IN		1	TRANSFERRED IN		1
TOTAL ON FILE	194	TOTAL ON FILE	5,847	159	TOTAL ON FILE	78	6,278
TERMINATIONS		TERMINATIONS					
TRANSFERRED OUT		TRANSFERRED OUT	54				
DEFAULT HEARING	58	PLEA &/OR BOND FORFEITURE	2,727				
WITHOUT TRIAL	38	PLEA TO LESSER CHARGE					
SMALL CLAIMS TRIAL		DISMISSALS	136				
COURT TRIAL	2	OUT OF JURIS.	598				
JURY TRIAL		COURT TRIAL	1				
		JURY TRIAL					
TOTAL TERMINATIONS	98	TOTAL TERMINATIONS	3,516	84	TOTAL TERMINATIONS	52	3,750
ENDING PENDING: UNDER 1 YEAR	93	ENDING PENDING: UNDER 150 DAYS	1,205	69	ENDING PENDING: UNDER 20 DAYS	3	
1 YEAR & OVER	3	150 DAYS & OVER	1,126	6	20 DAYS & OVER	23	
TOTAL PENDING	96	TOTAL PENDING*	2,331	75	TOTAL PENDING**	26	2,528

*Includes 748 traffic and 0 non-traffic defendants with warrants issued.
 **Includes 0 defendants with warrants issued.
 DOMESTIC VIOLENCE: Petitions for Order of Protection Filed: 10 Requests for Hearing: 0

JUSTICE OF THE PEACE COURTS

AJO PRECINCT, PIMA COUNTY - 1981 CASELOAD STATISTICS

CIVIL		MISDEMEANOR	TRAFFIC	NON-TRAFFIC	PRELIMINARY HEARINGS		TOTAL
BEGINNING PENDING: UNDER 1 YEAR	58	BEGINNING PENDING: UNDER 150 DAYS	237	45	BEGINNING PENDING: UNDER 20 DAYS	2	
1 YEAR & OVER	43	150 DAYS & OVER	125	37	20 DAYS & OVER	31	
TOTAL PENDING	101	TOTAL PENDING	362	82	TOTAL PENDING	33	578
FILINGS	110	FILINGS	1,440	146	FILINGS	80	1,776
TRANSFERRED IN	1	TRANSFERRED IN			TRANSFERRED IN		1
TOTAL ON FILE	212	TOTAL ON FILE	1,802	228	TOTAL ON FILE	113	2,355
TERMINATIONS		TERMINATIONS					
TRANSFERRED OUT		TRANSFERRED OUT	1				
DEFAULT HEARING	30	PLEA &/OR BOND FORFEITURE	1,064				
WITHOUT TRIAL	42	PLEA TO LESSER CHARGE	12				
SMALL CLAIMS TRIAL		DISMISSALS	295				
COURT TRIAL	7	OUT OF JURIS.	1				
JURY TRIAL		COURT TRIAL	27				
		JURY TRIAL	2				
TOTAL TERMINATIONS	79	TOTAL TERMINATIONS	1,402	144	TOTAL TERMINATIONS	79	1,704
ENDING PENDING: UNDER 1 YEAR	109	ENDING PENDING: UNDER 150 DAYS	147	73	ENDING PENDING: UNDER 20 DAYS	5	
1 YEAR & OVER	24	150 DAYS & OVER	253	11	20 DAYS & OVER	29	
TOTAL PENDING	133	TOTAL PENDING*	400	84	TOTAL PENDING**	34	651

*Includes 149 traffic and 4 non-traffic defendants with warrants issued.
 **Includes 0 defendants with warrants issued.
 DOMESTIC VIOLENCE: Petitions for Order of Protection Filed: 19 Requests for Hearing: 5

TUCSON CONSOLIDATED PRECINCTS, PIMA COUNTY - 1981 CASELOAD STATISTICS

CIVIL		MISDEMEANOR	TRAFFIC	NON-TRAFFIC	PRELIMINARY HEARINGS		TOTAL
BEGINNING PENDING: UNDER 1 YEAR	5,679	BEGINNING PENDING: UNDER 150 DAYS	9,321	617	BEGINNING PENDING: UNDER 20 DAYS	72	
1 YEAR & OVER	933	150 DAYS & OVER	5,496	622	20 DAYS & OVER	35	
TOTAL PENDING	6,612	TOTAL PENDING	14,817	1,239	TOTAL PENDING	107	22,775
FILINGS	13,228	FILINGS	47,131	2,340	FILINGS	903	63,602
TRANSFERRED IN	11	TRANSFERRED IN	5,677	2	TRANSFERRED IN	23	5,713
TOTAL ON FILE	19,851	TOTAL ON FILE	67,625	3,581	TOTAL ON FILE	1,033	92,090
TERMINATIONS		TERMINATIONS					
TRANSFERRED OUT	36	TRANSFERRED OUT	283				
DEFAULT HEARING	349	PLEA &/OR BOND FORFEITURE	37,125				
WITHOUT TRIAL	5,331	PLEA TO LESSER CHARGE	381				
SMALL CLAIMS TRIAL	247	DISMISSALS	16,792				
COURT TRIAL	3,624	OUT OF JURIS.	2,263				
JURY TRIAL	5	COURT TRIAL	3,568				
		JURY TRIAL	33				
TOTAL TERMINATIONS	9,592	TOTAL TERMINATIONS	54,445	1,680	TOTAL TERMINATIONS	998	66,715
ENDING PENDING: UNDER 1 YEAR	7,911	ENDING PENDING: UNDER 150 DAYS	10,720	984	ENDING PENDING: UNDER 20 DAYS	31	
1 YEAR & OVER	2,348	150 DAYS & OVER	2,460	917	20 DAYS & OVER	4	
TOTAL PENDING	10,259	TOTAL PENDING*	13,180	1,901	TOTAL PENDING**	35	25,375

*Includes 107 traffic and 20 non-traffic defendants with warrants issued.
 **Includes 4 defendants with warrants issued.
 DOMESTIC VIOLENCE: Petitions for Order of Protection Filed: 138 Requests for Hearing: 20

JUSTICE OF THE PEACE COURTS

APACHE JUNCTION PRECINCT, PINAL COUNTY - 1981 CASELOAD STATISTICS

CIVIL		MISDEMEANOR	TRAFFIC	NON-TRAFFIC	PRELIMINARY HEARINGS		TOTAL
BEGINNING PENDING: UNDER 1 YEAR	41	BEGINNING PENDING: UNDER 150 DAYS	1,380	71	BEGINNING PENDING: UNDER 20 DAYS	14	
1 YEAR & OVER	8	150 DAYS & OVER	1,353	57	20 DAYS & OVER	3	
TOTAL PENDING	49	TOTAL PENDING	2,733	128	TOTAL PENDING	17	2,927
FILINGS	130	FILINGS	5,032	166	FILINGS	136	5,464
TRANSFERRED IN	7	TRANSFERRED IN	33	2	TRANSFERRED IN	22	64
TOTAL ON FILE	186	TOTAL ON FILE	7,798	296	TOTAL ON FILE	175	8,455
TERMINATIONS		TERMINATIONS					
TRANSFERRED OUT	4	TRANSFERRED OUT	122				
DEFAULT HEARING	28	PLEA &/OR BOND FORFEITURE	4,019				
WITHOUT TRIAL	49	PLEA TO LESSER CHARGE	108				
SMALL CLAIMS TRIAL	11	DISMISSALS	144				
COURT TRIAL	41	OUT OF JURIS.	9				
JURY TRIAL		COURT TRIAL	193				
		JURY TRIAL	8				
TOTAL TERMINATIONS	133	TOTAL TERMINATIONS	4,603	181	TOTAL TERMINATIONS	148	5,065
ENDING PENDING: UNDER 1 YEAR	48	ENDING PENDING: UNDER 150 DAYS	1,678	49	ENDING PENDING: UNDER 20 DAYS	8	
1 YEAR & OVER	5	150 DAYS & OVER	1,517	66	20 DAYS & OVER	19	
TOTAL PENDING	53	TOTAL PENDING*	3,195	115	TOTAL PENDING**	27	3,390

*Includes 1,293 traffic and 0 non-traffic defendants with warrants issued.
 **Includes 16 defendants with warrants issued.
 DOMESTIC VIOLENCE: Petitions for Order of Protection Filed: 3 Requests for Hearing: 0

CASA GRANDE PRECINCT, PINAL COUNTY - 1981 CASELOAD STATISTICS

CIVIL		MISDEMEANOR	TRAFFIC	NON-TRAFFIC	PRELIMINARY HEARINGS		TOTAL
BEGINNING PENDING: UNDER 1 YEAR	476	BEGINNING PENDING: UNDER 150 DAYS	3,967	25	BEGINNING PENDING: UNDER 20 DAYS	20	
1 YEAR & OVER	441	150 DAYS & OVER	2,333	31	20 DAYS & OVER	91	
TOTAL PENDING	917	TOTAL PENDING	6,300	56	TOTAL PENDING	111	7,384
FILINGS	465	FILINGS	14,421	321	FILINGS	290	15,497
TRANSFERRED IN	623	TRANSFERRED IN	50	6	TRANSFERRED IN		679
TOTAL ON FILE	2,005	TOTAL ON FILE	20,771	383	TOTAL ON FILE	401	23,560
TERMINATIONS		TERMINATIONS					
TRANSFERRED OUT	2	TRANSFERRED OUT	160				
DEFAULT HEARING	842	PLEA &/OR BOND FORFEITURE	11,054				
WITHOUT TRIAL	628	PLEA TO LESSER CHARGE	255				
SMALL CLAIMS TRIAL	7	DISMISSALS	296				
COURT TRIAL	218	OUT OF JURIS.	500				
JURY TRIAL		COURT TRIAL	906				
		JURY TRIAL	1				
TOTAL TERMINATIONS	1,697	TOTAL TERMINATIONS	13,172	265	TOTAL TERMINATIONS	283	15,417
ENDING PENDING: UNDER 1 YEAR	156	ENDING PENDING: UNDER 150 DAYS	7,098	13	ENDING PENDING: UNDER 20 DAYS	17	
1 YEAR & OVER	152	150 DAYS & OVER	501	105	20 DAYS & OVER	101	
TOTAL PENDING	308	TOTAL PENDING*	7,599	118	TOTAL PENDING**	118	8,143

*Includes 2,168 traffic and 45 non-traffic defendants with warrants issued.
 **Includes 72 defendants with warrants issued.
 DOMESTIC VIOLENCE: Petitions for Order of Protection Filed: 11 Requests for Hearing: 0

JUSTICE OF THE PEACE COURTS

COOLIDGE PRECINCT, PINAL COUNTY - 1981 CASELOAD STATISTICS

CIVIL		MISDEMEANOR	TRAFFIC	NON-TRAFFIC	PRELIMINARY HEARINGS		TOTAL
BEGINNING PENDING: UNDER 1 YEAR	67	BEGINNING PENDING: UNDER 150 DAYS	123	32	BEGINNING PENDING: UNDER 20 DAYS	3	
1 YEAR & OVER	16	150 DAYS & OVER	155	40	20 DAYS & OVER	52	
TOTAL PENDING	83	TOTAL PENDING	278	72	TOTAL PENDING	55	488
FILINGS	89	FILINGS	1,693	165	FILINGS	117	2,064
TRANSFERRED IN	1	TRANSFERRED IN	16	3	TRANSFERRED IN		20
TOTAL ON FILE	173	TOTAL ON FILE	1,987	240	TOTAL ON FILE	172	2,572
TERMINATIONS		TERMINATIONS					
TRANSFERRED OUT	7	TRANSFERRED OUT	80				
DEFAULT HEARING	25	PLEA &/OR BOND FORFEITURE	1,054				
WITHOUT TRIAL	74	PLEA TO LESSER CHARGE	131				
SMALL CLAIMS TRIAL	5	DISMISSALS	393				
COURT TRIAL	18	OUT OF JURIS.	1				
JURY TRIAL		COURT TRIAL	6				
		JURY TRIAL					
TOTAL TERMINATIONS	129	TOTAL TERMINATIONS	1,665	170	TOTAL TERMINATIONS	129	2,093
ENDING PENDING: UNDER 1 YEAR	35	ENDING PENDING: UNDER 150 DAYS	133	15	ENDING PENDING: UNDER 20 DAYS	4	
1 YEAR & OVER	9	150 DAYS & OVER	189	55	20 DAYS & OVER	39	
TOTAL PENDING	44	TOTAL PENDING*	322	70	TOTAL PENDING**	43	479

*Includes 81 traffic and 54 non-traffic defendants with warrants issued.
 **Includes 32 defendants with warrants issued.
 DOMESTIC VIOLENCE: Petitions for Order of Protection Filed: 2 Requests for Hearing: 0

ELOY PRECINCT, PINAL COUNTY - 1981 CASELOAD STATISTICS

CIVIL		MISDEMEANOR	TRAFFIC	NON-TRAFFIC	PRELIMINARY HEARINGS		TOTAL
BEGINNING PENDING: UNDER 1 YEAR	42	BEGINNING PENDING: UNDER 150 DAYS	1,631	18	BEGINNING PENDING: UNDER 20 DAYS	4	
1 YEAR & OVER	12	150 DAYS & OVER	3,948	34	20 DAYS & OVER	42	
TOTAL PENDING	54	TOTAL PENDING	5,579	52	TOTAL PENDING	46	5,731
FILINGS	112	FILINGS	7,221	163	FILINGS	109	7,605
TRANSFERRED IN	8	TRANSFERRED IN	51	2	TRANSFERRED IN		61
TOTAL ON FILE	174	TOTAL ON FILE	12,851	217	TOTAL ON FILE	155	13,397
TERMINATIONS		TERMINATIONS					
TRANSFERRED OUT	3	TRANSFERRED OUT	69				
DEFAULT HEARING	57	PLEA &/OR BOND FORFEITURE	5,505				
WITHOUT TRIAL	46	PLEA TO LESSER CHARGE	139				
SMALL CLAIMS TRIAL		DISMISSALS	603				
COURT TRIAL	7	OUT OF JURIS.	261				
JURY TRIAL		COURT TRIAL	78				
		JURY TRIAL	3				
TOTAL TERMINATIONS	113	TOTAL TERMINATIONS	6,658	155	TOTAL TERMINATIONS	99	7,025
ENDING PENDING: UNDER 1 YEAR	40	ENDING PENDING: UNDER 150 DAYS	2,130	12	ENDING PENDING: UNDER 20 DAYS	4	
1 YEAR & OVER	21	150 DAYS & OVER	4,063	50	20 DAYS & OVER	52	
TOTAL PENDING	61	TOTAL PENDING*	6,193	62	TOTAL PENDING**	56	6,372

*Includes 1,790 traffic and 25 non-traffic defendants with warrants issued.
 **Includes 27 defendants with warrants issued.
 DOMESTIC VIOLENCE: Petitions for Order of Protection Filed: 11 Requests for Hearing: 0

CONTINUED

2 OF 3

JUSTICE OF THE PEACE COURTS

FLORENCE PRECINCT, PINAL COUNTY - 1981 CASELOAD STATISTICS

CIVIL		MISDEMEANOR	TRAFFIC	NON-TRAFFIC	PRELIMINARY HEARINGS		TOTAL
BEGINNING PENDING: UNDER 1 YEAR	43	BEGINNING PENDING: UNDER 150 DAYS	162	12	BEGINNING PENDING: UNDER 20 DAYS	2	
1 YEAR & OVER	36	150 DAYS & OVER	252	46	20 DAYS & OVER	55	
TOTAL PENDING	79	TOTAL PENDING	414	58	TOTAL PENDING	57	608
FILINGS	72	FILINGS	1,239	37	FILINGS	57	1,405
TRANSFERRED IN	64	TRANSFERRED IN	15	44	TRANSFERRED IN	65	188
TOTAL ON FILE	215	TOTAL ON FILE	1,668	139	TOTAL ON FILE	179	2,201
TERMINATIONS		TERMINATIONS					
TRANSFERRED OUT	4	TRANSFERRED OUT	21				
DEFAULT HEARING	2	PLEA &/OR BOND FORFEITURE	811				
WITHOUT TRIAL	47	PLEA TO LESSER CHARGE	78				
SMALL CLAIMS TRIAL		DISMISSALS	191				
COURT TRIAL	5	OUT OF JURIS.	90				
JURY TRIAL		COURT TRIAL	10				
JURY TRIAL		JURY TRIAL					
TOTAL TERMINATIONS	58	TOTAL TERMINATIONS	1,201	69	TOTAL TERMINATIONS	88	1,415
ENDING PENDING: UNDER 1 YEAR	51	ENDING PENDING: UNDER 150 DAYS	115	8	ENDING PENDING: UNDER 20 DAYS	5	
1 YEAR & OVER	106	150 DAYS & OVER	352	62	20 DAYS & OVER	86	
TOTAL PENDING	157	TOTAL PENDING*	467	70	TOTAL PENDING**	91	785

*Includes 278 traffic and 9 non-traffic defendants with warrants issued.
 **Includes 33 defendants with warrants issued.
 DOMESTIC VIOLENCE: Petitions for Order of Protection Filed: 0 Requests for Hearing: 0

KEARNY PRECINCT, PINAL COUNTY - 1981 CASELOAD STATISTICS

CIVIL		MISDEMEANOR	TRAFFIC	NON-TRAFFIC	PRELIMINARY HEARINGS		TOTAL
BEGINNING PENDING: UNDER 1 YEAR	3	BEGINNING PENDING: UNDER 150 DAYS	25	6	BEGINNING PENDING: UNDER 20 DAYS	0	
1 YEAR & OVER	31	150 DAYS & OVER	5	1	20 DAYS & OVER	3	
TOTAL PENDING	34	TOTAL PENDING	30	7	TOTAL PENDING	3	74
FILINGS	135	FILINGS	359	22	FILINGS	21	537
TRANSFERRED IN	2	TRANSFERRED IN	4	1	TRANSFERRED IN	2	9
TOTAL ON FILE	171	TOTAL ON FILE	393	30	TOTAL ON FILE	26	620
TERMINATIONS		TERMINATIONS					
TRANSFERRED OUT	36	TRANSFERRED OUT	17				
DEFAULT HEARING	55	PLEA &/OR BOND FORFEITURE	281				
WITHOUT TRIAL	59	PLEA TO LESSER CHARGE	3				
SMALL CLAIMS TRIAL	4	DISMISSALS	26				
COURT TRIAL	7	OUT OF JURIS.	14				
JURY TRIAL		COURT TRIAL	22				
JURY TRIAL		JURY TRIAL					
TOTAL TERMINATIONS	161	TOTAL TERMINATIONS	363	26	TOTAL TERMINATIONS	24	574
ENDING PENDING: UNDER 1 YEAR	10	ENDING PENDING: UNDER 150 DAYS	30	4	ENDING PENDING: UNDER 20 DAYS	0	
1 YEAR & OVER	0	150 DAYS & OVER	0	0	20 DAYS & OVER	2	
TOTAL PENDING	10	TOTAL PENDING*	30	4	TOTAL PENDING**	2	46

*Includes 3 traffic and 0 non-traffic defendants with warrants issued.
 **Includes 2 defendants with warrants issued.
 DOMESTIC VIOLENCE: Petitions for Order of Protection Filed: 7 Requests for Hearing: 1

JUSTICE OF THE PEACE COURTS

MAMMOTH PRECINCT, PINAL COUNTY - 1981 CASELOAD STATISTICS

CIVIL		MISDEMEANOR	TRAFFIC	NON-TRAFFIC	PRELIMINARY HEARINGS		TOTAL
BEGINNING PENDING: UNDER 1 YEAR	8	BEGINNING PENDING: UNDER 150 DAYS	111	3	BEGINNING PENDING: UNDER 20 DAYS	3	
1 YEAR & OVER	6	150 DAYS & OVER	232	9	20 DAYS & OVER	1	
TOTAL PENDING	14	TOTAL PENDING	343	12	TOTAL PENDING	4	373
FILINGS	76	FILINGS	1,464	166	FILINGS	19	1,725
TRANSFERRED IN	0	TRANSFERRED IN	7	1	TRANSFERRED IN		8
TOTAL ON FILE	90	TOTAL ON FILE	1,814	179	TOTAL ON FILE	23	2,106
TERMINATIONS		TERMINATIONS					
TRANSFERRED OUT	1	TRANSFERRED OUT	21				
DEFAULT HEARING	29	PLEA &/OR BOND FORFEITURE	1,177				
WITHOUT TRIAL	18	PLEA TO LESSER CHARGE	35				
SMALL CLAIMS TRIAL		DISMISSALS	77				
COURT TRIAL	10	OUT OF JURIS.					
JURY TRIAL		COURT TRIAL	19				
JURY TRIAL		JURY TRIAL					
TOTAL TERMINATIONS	58	TOTAL TERMINATIONS	1,329	136	TOTAL TERMINATIONS	17	1,540
ENDING PENDING: UNDER 1 YEAR	21	ENDING PENDING: UNDER 150 DAYS	187	25	ENDING PENDING: UNDER 20 DAYS	4	
1 YEAR & OVER	11	150 DAYS & OVER	298	18	20 DAYS & OVER	2	
TOTAL PENDING	32	TOTAL PENDING*	485	43	TOTAL PENDING**	6	566

*Includes 186 traffic and 16 non-traffic defendants with warrants issued.
 **Includes 1 defendants with warrants issued.
 DOMESTIC VIOLENCE: Petitions for Order of Protection Filed: 13 Requests for Hearing: 1

MARICOPA PRECINCT, PINAL COUNTY - 1981 CASELOAD STATISTICS

CIVIL		MISDEMEANOR	TRAFFIC	NON-TRAFFIC	PRELIMINARY HEARINGS		TOTAL
BEGINNING PENDING: UNDER 1 YEAR	0	BEGINNING PENDING: UNDER 150 DAYS	4	7	BEGINNING PENDING: UNDER 20 DAYS	0	
1 YEAR & OVER	0	150 DAYS & OVER	0	0	20 DAYS & OVER	0	
TOTAL PENDING	0	TOTAL PENDING	4	7	TOTAL PENDING	0	11
FILINGS	10	FILINGS	388	184	FILINGS	20	602
TRANSFERRED IN		TRANSFERRED IN			TRANSFERRED IN		
TOTAL ON FILE	10	TOTAL ON FILE	392	191	TOTAL ON FILE	20	613
TERMINATIONS		TERMINATIONS					
TRANSFERRED OUT	1	TRANSFERRED OUT	7				
DEFAULT HEARING	3	PLEA &/OR BOND FORFEITURE	304				
WITHOUT TRIAL	5	PLEA TO LESSER CHARGE	1				
SMALL CLAIMS TRIAL		DISMISSALS	41				
COURT TRIAL	1	OUT OF JURIS.	1				
JURY TRIAL		COURT TRIAL	3				
JURY TRIAL		JURY TRIAL					
TOTAL TERMINATIONS	10	TOTAL TERMINATIONS	357	164	TOTAL TERMINATIONS	20	551
ENDING PENDING: UNDER 1 YEAR	0	ENDING PENDING: UNDER 150 DAYS	35	27	ENDING PENDING: UNDER 20 DAYS	0	
1 YEAR & OVER	0	150 DAYS & OVER	0	0	20 DAYS & OVER	0	
TOTAL PENDING	0	TOTAL PENDING*	35	27	TOTAL PENDING**	0	62

*Includes 7 traffic and 27 non-traffic defendants with warrants issued.
 **Includes 0 defendants with warrants issued.
 DOMESTIC VIOLENCE: Petitions for Order of Protection Filed: 8 Requests for Hearing: 0

JUSTICE OF THE PEACE COURTS

ORACLE PRECINCT, PINAL COUNTY - 1981 CASELOAD STATISTICS

CIVIL		MISDEMEANOR	TRAFFIC	NON-TRAFFIC	PRELIMINARY HEARINGS		TOTAL
BEGINNING PENDING: UNDER 1 YEAR	21	BEGINNING PENDING: UNDER 150 DAYS	381	29	BEGINNING PENDING: UNDER 20 DAYS	0	
1 YEAR & OVER	49	150 DAYS & OVER	616	61	20 DAYS & OVER	13	
TOTAL PENDING	70	TOTAL PENDING	997	90	TOTAL PENDING	13	1,170
FILINGS	79	FILINGS	3,456	207	FILINGS	26	3,768
TRANSFERRED IN	9	TRANSFERRED IN		6	TRANSFERRED IN		15
TOTAL ON FILE	158	TOTAL ON FILE	4,453	303	TOTAL ON FILE	39	4,953
TERMINATIONS		TERMINATIONS			TERMINATIONS		
TRANSFERRED OUT	10	TRANSFERRED OUT	195				
DEFAULT HEARING	19	PLEA &/OR BOND FORFEITURE	2,979				
WITHOUT TRIAL	79	PLEA TO LESSER CHARGE	65				
SMALL CLAIMS TRIAL	1	DISMISSALS	97				
COURT TRIAL	10	OUT OF JURIS.	47				
JURY TRIAL		COURT TRIAL	64				
		JURY TRIAL					
TOTAL TERMINATIONS	119	TOTAL TERMINATIONS	3,447	199	TOTAL TERMINATIONS	20	3,785
ENDING PENDING: UNDER 1 YEAR	16	ENDING PENDING: UNDER 150 DAYS	366	41	ENDING PENDING: UNDER 20 DAYS	4	
1 YEAR & OVER	23	150 DAYS & OVER	640	63	20 DAYS & OVER	15	
TOTAL PENDING	39	TOTAL PENDING*	1,006	104	TOTAL PENDING**	19	1,168

*Includes 377 traffic and 22 non-traffic defendants with warrants issued.
 **Includes 6 defendants with warrants issued.
 DOMESTIC VIOLENCE: Petitions for Order of Protection Filed: 11 Requests for Hearing: 0

SAN MANUEL PRECINCT, PINAL COUNTY - 1981 CASELOAD STATISTICS

CIVIL		MISDEMEANOR	TRAFFIC	NON-TRAFFIC	PRELIMINARY HEARINGS		TOTAL
BEGINNING PENDING: UNDER 1 YEAR	46	BEGINNING PENDING: UNDER 150 DAYS	40	10	BEGINNING PENDING: UNDER 20 DAYS	0	
1 YEAR & OVER	24	150 DAYS & OVER	0	0	20 DAYS & OVER	0	
TOTAL PENDING	70	TOTAL PENDING	40	10	TOTAL PENDING	0	120
FILINGS	102	FILINGS	496	159	FILINGS	16	773
TRANSFERRED IN		TRANSFERRED IN		32	TRANSFERRED IN		32
TOTAL ON FILE	172	TOTAL ON FILE	536	201	TOTAL ON FILE	16	925
TERMINATIONS		TERMINATIONS			TERMINATIONS		
TRANSFERRED OUT	9	TRANSFERRED OUT	28				
DEFAULT HEARING	8	PLEA &/OR BOND FORFEITURE	400				
WITHOUT TRIAL	38	PLEA TO LESSER CHARGE	23				
SMALL CLAIMS TRIAL	6	DISMISSALS	27				
COURT TRIAL	8	OUT OF JURIS.	6				
JURY TRIAL		COURT TRIAL	17				
		JURY TRIAL	1				
TOTAL TERMINATIONS	69	TOTAL TERMINATIONS	502	175	TOTAL TERMINATIONS	14	760
ENDING PENDING: UNDER 1 YEAR	38	ENDING PENDING: UNDER 150 DAYS	34	26	ENDING PENDING: UNDER 20 DAYS	2	
1 YEAR & OVER	65	150 DAYS & OVER	0	0	20 DAYS & OVER	0	
TOTAL PENDING	103	TOTAL PENDING*	34	26	TOTAL PENDING**	2	165

*Includes 23 traffic and 14 non-traffic defendants with warrants issued.
 **Includes 0 defendants with warrants issued.
 DOMESTIC VIOLENCE: Petitions for Order of Protection Filed: 8 Requests for Hearing: 0

JUSTICE OF THE PEACE COURTS

STANFIELD PRECINCT, PINAL COUNTY - 1981 CASELOAD STATISTICS

CIVIL		MISDEMEANOR	TRAFFIC	NON-TRAFFIC	PRELIMINARY HEARINGS		TOTAL
BEGINNING PENDING: UNDER 1 YEAR	4	BEGINNING PENDING: UNDER 150 DAYS	0	3	BEGINNING PENDING: UNDER 20 DAYS	0	
1 YEAR & OVER	0	150 DAYS & OVER	0	0	20 DAYS & OVER	0	
TOTAL PENDING	4	TOTAL PENDING	0	3	TOTAL PENDING	0	7
FILINGS	4	FILINGS	264	18	FILINGS	14	300
TRANSFERRED IN	3	TRANSFERRED IN			TRANSFERRED IN		3
TOTAL ON FILE	11	TOTAL ON FILE	264	21	TOTAL ON FILE	14	310
TERMINATIONS		TERMINATIONS			TERMINATIONS		
TRANSFERRED OUT	5	TRANSFERRED OUT					
DEFAULT HEARING	1	PLEA &/OR BOND FORFEITURE	214				
WITHOUT TRIAL	4	PLEA TO LESSER CHARGE	18				
SMALL CLAIMS TRIAL		DISMISSALS	28				
COURT TRIAL	1	OUT OF JURIS.	4				
JURY TRIAL		COURT TRIAL					
		JURY TRIAL					
TOTAL TERMINATIONS	11	TOTAL TERMINATIONS	264	20	TOTAL TERMINATIONS	12	307
ENDING PENDING: UNDER 1 YEAR	0	ENDING PENDING: UNDER 150 DAYS	0	1	ENDING PENDING: UNDER 20 DAYS	2	
1 YEAR & OVER	0	150 DAYS & OVER	0	0	20 DAYS & OVER	0	
TOTAL PENDING	0	TOTAL PENDING*	0	1	TOTAL PENDING**	2	3

*Includes 0 traffic and 0 non-traffic defendants with warrants issued.
 **Includes 0 defendants with warrants issued.
 DOMESTIC VIOLENCE: Petitions for Order of Protection Filed: 4 Requests for Hearing: 0

SUPERIOR PRECINCT, PINAL COUNTY - 1981 CASELOAD STATISTICS

CIVIL		MISDEMEANOR	TRAFFIC	NON-TRAFFIC	PRELIMINARY HEARINGS		TOTAL
BEGINNING PENDING: UNDER 1 YEAR	47	BEGINNING PENDING: UNDER 150 DAYS	226	25	BEGINNING PENDING: UNDER 20 DAYS	1	
1 YEAR & OVER	185	150 DAYS & OVER	694	9	20 DAYS & OVER	2	
TOTAL PENDING	232	TOTAL PENDING	920	34	TOTAL PENDING	3	1,189
FILINGS	363	FILINGS	3,839	85	FILINGS	26	4,313
TRANSFERRED IN		TRANSFERRED IN	4		TRANSFERRED IN		4
TOTAL ON FILE	595	TOTAL ON FILE	4,763	119	TOTAL ON FILE	29	5,506
TERMINATIONS		TERMINATIONS			TERMINATIONS		
TRANSFERRED OUT		TRANSFERRED OUT	6				
DEFAULT HEARING	92	PLEA &/OR BOND FORFEITURE	3,081				
WITHOUT TRIAL	220	PLEA TO LESSER CHARGE	102				
SMALL CLAIMS TRIAL	10	DISMISSALS	171				
COURT TRIAL	16	OUT OF JURIS.	194				
JURY TRIAL		COURT TRIAL	402				
		JURY TRIAL					
TOTAL TERMINATIONS	338	TOTAL TERMINATIONS	3,956	104	TOTAL TERMINATIONS	26	4,424
ENDING PENDING: UNDER 1 YEAR	117	ENDING PENDING: UNDER 150 DAYS	343	4	ENDING PENDING: UNDER 20 DAYS	1	
1 YEAR & OVER	140	150 DAYS & OVER	464	11	20 DAYS & OVER	2	
TOTAL PENDING	257	TOTAL PENDING*	807	15	TOTAL PENDING**	3	1,082

*Includes 207 traffic and 6 non-traffic defendants with warrants issued.
 **Includes 1 defendants with warrants issued.
 DOMESTIC VIOLENCE: Petitions for Order of Protection Filed: 0 Requests for Hearing: 0

JUSTICE OF THE PEACE COURTS

NOGALES PRECINCT, SANTA CRUZ COUNTY - 1981 CASELOAD STATISTICS

CIVIL		MISDEMEANOR	TRAFFIC	NON-TRAFFIC	PRELIMINARY HEARINGS		TOTAL
BEGINNING PENDING: UNDER 1 YEAR	55	BEGINNING PENDING: UNDER 150 DAYS	2,435	96	BEGINNING PENDING: UNDER 20 DAYS	0	
1 YEAR & OVER	0	150 DAYS & OVER	132	0	20 DAYS & OVER	0	
TOTAL PENDING	55	TOTAL PENDING	2,567	96	TOTAL PENDING	0	2,718
FILINGS	346	FILINGS	3,565	80	FILINGS	155	4,146
TRANSFERRED IN	5	TRANSFERRED IN		1	TRANSFERRED IN		6
TOTAL ON FILE	406	TOTAL ON FILE	6,132	177	TOTAL ON FILE	155	6,870
TERMINATIONS		TERMINATIONS					
TRANSFERRED OUT	57	TRANSFERRED OUT	239				
DEFAULT HEARING	35	PLEA &/OR BOND FORFEITURE	3,204				
WITHOUT TRIAL	45	PLEA TO LESSER CHARGE	27				
SMALL CLAIMS TRIAL	12	DISMISSALS	198				
COURT TRIAL	101	OUT OF JURIS.	191				
JURY TRIAL		COURT TRIAL	91				
JURY TRIAL		JURY TRIAL					
TOTAL TERMINATIONS	250	TOTAL TERMINATIONS	3,950	107	TOTAL TERMINATIONS	139	4,446
ENDING PENDING: UNDER 1 YEAR	132	ENDING PENDING: UNDER 150 DAYS	871	6	ENDING PENDING: UNDER 20 DAYS	1	
1 YEAR & OVER	24	150 DAYS & OVER	1,311	64	20 DAYS & OVER	15	
TOTAL PENDING	156	TOTAL PENDING*	2,182	70	TOTAL PENDING**	16	2,424

*Includes 561 traffic and 21 non-traffic defendants with warrants issued.
 **Includes 10 defendants with warrants issued.
 DOMESTIC VIOLENCE: Petitions for Order of Protection Filed: 5 Requests for Hearing: 0

PATAGONIA PRECINCT, SANTA CRUZ COUNTY - 1981 CASELOAD STATISTICS

CIVIL		MISDEMEANOR	TRAFFIC	NON-TRAFFIC	PRELIMINARY HEARINGS		TOTAL
BEGINNING PENDING: UNDER 1 YEAR	0	BEGINNING PENDING: UNDER 150 DAYS	60	52	BEGINNING PENDING: UNDER 20 DAYS	0	
1 YEAR & OVER	0	150 DAYS & OVER	0	0	20 DAYS & OVER	0	
TOTAL PENDING	0	TOTAL PENDING	60	52	TOTAL PENDING	0	112
FILINGS	12	FILINGS	381	27	FILINGS	3	423
TRANSFERRED IN		TRANSFERRED IN			TRANSFERRED IN		
TOTAL ON FILE	12	TOTAL ON FILE	441	79	TOTAL ON FILE	3	535
TERMINATIONS		TERMINATIONS					
TRANSFERRED OUT		TRANSFERRED OUT	2				
DEFAULT HEARING		PLEA &/OR BOND FORFEITURE	283				
WITHOUT TRIAL	1	PLEA TO LESSER CHARGE					
SMALL CLAIMS TRIAL		DISMISSALS					
COURT TRIAL	1	OUT OF JURIS.					
JURY TRIAL		COURT TRIAL					
JURY TRIAL		JURY TRIAL					
TOTAL TERMINATIONS	2	TOTAL TERMINATIONS	285	22	TOTAL TERMINATIONS	2	311
ENDING PENDING: UNDER 1 YEAR	10	ENDING PENDING: UNDER 150 DAYS	156	57	ENDING PENDING: UNDER 20 DAYS	0	
1 YEAR & OVER	0	150 DAYS & OVER	0	0	20 DAYS & OVER	1	
TOTAL PENDING	10	TOTAL PENDING*	156	57	TOTAL PENDING**	1	224

*Includes 28 traffic and 10 non-traffic defendants with warrants issued.
 **Includes 0 defendants with warrants issued.
 DOMESTIC VIOLENCE: Petitions for Order of Protection Filed: 0 Requests for Hearing: 0

JUSTICE OF THE PEACE COURTS

BAGDAD PRECINCT, YAVAPAI COUNTY - 1981 CASELOAD STATISTICS

CIVIL		MISDEMEANOR	TRAFFIC	NON-TRAFFIC	PRELIMINARY HEARINGS		TOTAL
BEGINNING PENDING: UNDER 1 YEAR	0	BEGINNING PENDING: UNDER 150 DAYS	74	8	BEGINNING PENDING: UNDER 20 DAYS	1	
1 YEAR & OVER	0	150 DAYS & OVER	0	0	20 DAYS & OVER	0	
TOTAL PENDING	0	TOTAL PENDING	74	8	TOTAL PENDING	1	83
FILINGS	4	FILINGS	566	47	FILINGS	12	629
TRANSFERRED IN		TRANSFERRED IN	1	2	TRANSFERRED IN		3
TOTAL ON FILE	4	TOTAL ON FILE	641	57	TOTAL ON FILE	13	715
TERMINATIONS		TERMINATIONS					
TRANSFERRED OUT	1	TRANSFERRED OUT	4				
DEFAULT HEARING	1	PLEA &/OR BOND FORFEITURE	485				
WITHOUT TRIAL	1	PLEA TO LESSER CHARGE	18				
SMALL CLAIMS TRIAL		DISMISSALS	26				
COURT TRIAL	1	OUT OF JURIS.	37				
JURY TRIAL		COURT TRIAL	6				
JURY TRIAL		JURY TRIAL					
TOTAL TERMINATIONS	4	TOTAL TERMINATIONS	576	47	TOTAL TERMINATIONS	10	637
ENDING PENDING: UNDER 1 YEAR	0	ENDING PENDING: UNDER 150 DAYS	53	2	ENDING PENDING: UNDER 20 DAYS	0	
1 YEAR & OVER	0	150 DAYS & OVER	12	8	20 DAYS & OVER	3	
TOTAL PENDING	0	TOTAL PENDING*	65	10	TOTAL PENDING**	3	78

*Includes 15 traffic and 0 non-traffic defendants with warrants issued.
 **Includes 3 defendants with warrants issued.
 DOMESTIC VIOLENCE: Petitions for Order of Protection Filed: 4 Requests for Hearing: 0

CAMP VERDE PRECINCT, YAVAPAI COUNTY - 1981 CASELOAD STATISTICS

CIVIL		MISDEMEANOR	TRAFFIC	NON-TRAFFIC	PRELIMINARY HEARINGS		TOTAL
BEGINNING PENDING: UNDER 1 YEAR	9	BEGINNING PENDING: UNDER 150 DAYS	720	54	BEGINNING PENDING: UNDER 20 DAYS	0	
1 YEAR & OVER	4	150 DAYS & OVER	342	3	20 DAYS & OVER	2	
TOTAL PENDING	13	TOTAL PENDING	1,062	57	TOTAL PENDING	2	1,134
FILINGS	65	FILINGS	5,640	140	FILINGS	34	5,879
TRANSFERRED IN		TRANSFERRED IN	8		TRANSFERRED IN		8
TOTAL ON FILE	78	TOTAL ON FILE	6,710	197	TOTAL ON FILE	36	7,021
TERMINATIONS		TERMINATIONS					
TRANSFERRED OUT	1	TRANSFERRED OUT	4				
DEFAULT HEARING	19	PLEA &/OR BOND FORFEITURE	4,683				
WITHOUT TRIAL	23	PLEA TO LESSER CHARGE	76				
SMALL CLAIMS TRIAL	4	DISMISSALS	409				
COURT TRIAL	6	OUT OF JURIS.	433				
JURY TRIAL		COURT TRIAL	32				
JURY TRIAL		JURY TRIAL					
TOTAL TERMINATIONS	53	TOTAL TERMINATIONS	5,637	154	TOTAL TERMINATIONS	31	5,875
ENDING PENDING: UNDER 1 YEAR	25	ENDING PENDING: UNDER 150 DAYS	540	20	ENDING PENDING: UNDER 20 DAYS	2	
1 YEAR & OVER	0	150 DAYS & OVER	533	23	20 DAYS & OVER	3	
TOTAL PENDING	25	TOTAL PENDING*	1,073	43	TOTAL PENDING**	5	1,146

*Includes 311 traffic and 32 non-traffic defendants with warrants issued.
 **Includes 5 defendants with warrants issued.
 DOMESTIC VIOLENCE: Petitions for Order of Protection Filed: 3 Requests for Hearing: 0

JUSTICE OF THE PEACE COURTS

MAYER PRECINCT, YAVAPAI COUNTY - 1981 CASELOAD STATISTICS

CIVIL		MISDEMEANOR	TRAFFIC	NON-TRAFFIC	PRELIMINARY HEARINGS		TOTAL
BEGINNING PENDING: UNDER 1 YEAR	16	BEGINNING PENDING: UNDER 150 DAYS	2,118	10	BEGINNING PENDING: UNDER 20 DAYS	1	
1 YEAR & OVER	0	150 DAYS & OVER	783	20	20 DAYS & OVER	0	
TOTAL PENDING	16	TOTAL PENDING	2,901	30	TOTAL PENDING	1	2,948
FILINGS	84	FILINGS	9,629	142	FILINGS	57	9,912
TRANSFERRED IN		TRANSFERRED IN	4	3	TRANSFERRED IN	4	11
TOTAL ON FILE	100	TOTAL ON FILE	12,534	175	TOTAL ON FILE	62	12,871
TERMINATIONS		TERMINATIONS			TERMINATIONS		
TRANSFERRED OUT	2	TRANSFERRED OUT	33				
DEFAULT HEARING	25	PLEA &/OR BOND FORFEITURE	8,370				
WITHOUT TRIAL	17	PLEA TO LESSER CHARGE	51				
SMALL CLAIMS TRIAL	4	DISMISSALS	450				
COURT TRIAL	39	OUT OF JURIS.	442				
JURY TRIAL		COURT TRIAL	314				
		JURY TRIAL	6				
TOTAL TERMINATIONS	87	TOTAL TERMINATIONS	9,666	158	TOTAL TERMINATIONS	57	9,968
ENDING PENDING: UNDER 1 YEAR	13	ENDING PENDING: UNDER 150 DAYS	1,909	17	ENDING PENDING: UNDER 20 DAYS	5	
1 YEAR & OVER	0	150 DAYS & OVER	959	0	20 DAYS & OVER	0	
TOTAL PENDING	13	TOTAL PENDING*	2,868	17	TOTAL PENDING**	5	2,903

*Includes 959 traffic and 0 non-traffic defendants with warrants issued.
 **Includes 0 defendants with warrants issued.
 DOMESTIC VIOLENCE: Petitions for Order of Protection Filed: 9 Requests for Hearing: 0

PRESCOTT PRECINCT, YAVAPAI COUNTY - 1981 CASELOAD STATISTICS

CIVIL		MISDEMEANOR	TRAFFIC	NON-TRAFFIC	PRELIMINARY HEARINGS		TOTAL
BEGINNING PENDING: UNDER 1 YEAR	375	BEGINNING PENDING: UNDER 150 DAYS	769	53	BEGINNING PENDING: UNDER 20 DAYS	5	
1 YEAR & OVER	62	150 DAYS & OVER	123	79	20 DAYS & OVER	11	
TOTAL PENDING	437	TOTAL PENDING	892	132	TOTAL PENDING	16	1,477
FILINGS	728	FILINGS	2,004	417	FILINGS	202	3,351
TRANSFERRED IN	1	TRANSFERRED IN		39	TRANSFERRED IN	11	50
TOTAL ON FILE	1,166	TOTAL ON FILE	2,896	587	TOTAL ON FILE	229	4,878
TERMINATIONS		TERMINATIONS			TERMINATIONS		
TRANSFERRED OUT	6	TRANSFERRED OUT	10				
DEFAULT HEARING	228	PLEA &/OR BOND FORFEITURE	1,623				
WITHOUT TRIAL	175	PLEA TO LESSER CHARGE	169				
SMALL CLAIMS TRIAL	36	DISMISSALS	119				
COURT TRIAL	113	OUT OF JURIS.	13				
JURY TRIAL		COURT TRIAL	72				
		JURY TRIAL	1				
TOTAL TERMINATIONS	558	TOTAL TERMINATIONS	2,007	506	TOTAL TERMINATIONS	201	3,272
ENDING PENDING: UNDER 1 YEAR	468	ENDING PENDING: UNDER 150 DAYS	810	20	ENDING PENDING: UNDER 20 DAYS	5	
1 YEAR & OVER	140	150 DAYS & OVER	79	61	20 DAYS & OVER	23	
TOTAL PENDING	608	TOTAL PENDING*	889	81	TOTAL PENDING**	28	1,606

*Includes 73 traffic and 29 non-traffic defendants with warrants issued.
 **Includes 28 defendants with warrants issued.
 DOMESTIC VIOLENCE: Petitions for Order of Protection Filed: 17 Requests for Hearing: 4

JUSTICE OF THE PEACE COURTS

SELIGMAN PRECINCT, YAVAPAI COUNTY - 1981 CASELOAD STATISTICS

CIVIL		MISDEMEANOR	TRAFFIC	NON-TRAFFIC	PRELIMINARY HEARINGS		TOTAL
BEGINNING PENDING: UNDER 1 YEAR	1	BEGINNING PENDING: UNDER 150 DAYS	3,074	6	BEGINNING PENDING: UNDER 20 DAYS	4	
1 YEAR & OVER	0	150 DAYS & OVER	928	0	20 DAYS & OVER	1	
TOTAL PENDING	1	TOTAL PENDING	4,002	6	TOTAL PENDING	5	4,014
FILINGS	5	FILINGS	15,651	114	FILINGS	65	15,835
TRANSFERRED IN	1	TRANSFERRED IN	5	2	TRANSFERRED IN		8
TOTAL ON FILE	7	TOTAL ON FILE	19,658	122	TOTAL ON FILE	70	19,857
TERMINATIONS		TERMINATIONS			TERMINATIONS		
TRANSFERRED OUT	1	TRANSFERRED OUT	97				
DEFAULT HEARING		PLEA &/OR BOND FORFEITURE	11,897				
WITHOUT TRIAL	3	PLEA TO LESSER CHARGE	47				
SMALL CLAIMS TRIAL		DISMISSALS	73				
COURT TRIAL	1	OUT OF JURIS.	2,680				
JURY TRIAL		COURT TRIAL	9				
		JURY TRIAL					
TOTAL TERMINATIONS	5	TOTAL TERMINATIONS	14,803	107	TOTAL TERMINATIONS	66	14,981
ENDING PENDING: UNDER 1 YEAR	2	ENDING PENDING: UNDER 150 DAYS	3,678	11	ENDING PENDING: UNDER 20 DAYS	0	
1 YEAR & OVER	0	150 DAYS & OVER	1,177	4	20 DAYS & OVER	4	
TOTAL PENDING	2	TOTAL PENDING*	4,855	15	TOTAL PENDING**	4	4,876

*Includes 1,210 traffic and 4 non-traffic defendants with warrants issued.
 **Includes 1 defendants with warrants issued.
 DOMESTIC VIOLENCE: Petitions for Order of Protection Filed: 3 Requests for Hearing: 0

UPPER VERDE PRECINCT, YAVAPAI COUNTY - 1981 CASELOAD STATISTICS

CIVIL		MISDEMEANOR	TRAFFIC	NON-TRAFFIC	PRELIMINARY HEARINGS		TOTAL
BEGINNING PENDING: UNDER 1 YEAR	44	BEGINNING PENDING: UNDER 150 DAYS	198	33	BEGINNING PENDING: UNDER 20 DAYS	1	
1 YEAR & OVER	1	150 DAYS & OVER	204	7	20 DAYS & OVER	8	
TOTAL PENDING	45	TOTAL PENDING	402	40	TOTAL PENDING	9	496
FILINGS	252	FILINGS	2,001	253	FILINGS	102	2,608
TRANSFERRED IN	2	TRANSFERRED IN	49	3	TRANSFERRED IN		54
TOTAL ON FILE	299	TOTAL ON FILE	2,452	296	TOTAL ON FILE	111	3,158
TERMINATIONS		TERMINATIONS			TERMINATIONS		
TRANSFERRED OUT	19	TRANSFERRED OUT	8				
DEFAULT HEARING	74	PLEA &/OR BOND FORFEITURE	1,806				
WITHOUT TRIAL	79	PLEA TO LESSER CHARGE	46				
SMALL CLAIMS TRIAL	7	DISMISSALS	103				
COURT TRIAL	29	OUT OF JURIS.	106				
JURY TRIAL		COURT TRIAL	23				
		JURY TRIAL	2				
TOTAL TERMINATIONS	208	TOTAL TERMINATIONS	2,094	221	TOTAL TERMINATIONS	97	2,620
ENDING PENDING: UNDER 1 YEAR	91	ENDING PENDING: UNDER 150 DAYS	163	52	ENDING PENDING: UNDER 20 DAYS	2	
1 YEAR & OVER	0	150 DAYS & OVER	195	23	20 DAYS & OVER	12	
TOTAL PENDING	91	TOTAL PENDING*	358	75	TOTAL PENDING**	14	538

*Includes 114 traffic and 31 non-traffic defendants with warrants issued.
 **Includes 7 defendants with warrants issued.
 DOMESTIC VIOLENCE: Petitions for Order of Protection Filed: 10 Requests for Hearing: 0

JUSTICE OF THE PEACE COURTS

YARNELL PRECINCT, YAVAPAI COUNTY - 1981 CASELOAD STATISTICS

CIVIL		MISDEMEANOR	TRAFFIC	NON-TRAFFIC	PRELIMINARY HEARINGS		TOTAL
BEGINNING PENDING: UNDER 1 YEAR	6	BEGINNING PENDING: UNDER 150 DAYS	264	6	BEGINNING PENDING: UNDER 20 DAYS	0	
1 YEAR & OVER	7	150 DAYS & OVER	515	13	20 DAYS & OVER	0	
TOTAL PENDING	13	TOTAL PENDING	779	19	TOTAL PENDING	0	811
FILINGS	13	FILINGS	2,727	81	FILINGS	13	2,834
TRANSFERRED IN		TRANSFERRED IN	2	8	TRANSFERRED IN		10
TOTAL ON FILE	26	TOTAL ON FILE	3,508	108	TOTAL ON FILE	13	3,655
TERMINATIONS		TERMINATIONS			TERMINATIONS		
TRANSFERRED OUT		TRANSFERRED OUT	41				
DEFAULT HEARING	3	PLEA &/OR BOND FORFEITURE	2,297				
WITHOUT TRIAL	10	PLEA TO LESSER CHARGE	15				
SMALL CLAIMS TRIAL	1	DISMISSALS	34				
COURT TRIAL	1	OUT OF JURIS.	225				
JURY TRIAL		COURT TRIAL	77				
		JURY TRIAL	1				
TOTAL TERMINATIONS	15	TOTAL TERMINATIONS	2,690	88	TOTAL TERMINATIONS	9	2,802
ENDING PENDING: UNDER 1 YEAR	7	ENDING PENDING: UNDER 150 DAYS	290	2	ENDING PENDING: UNDER 20 DAYS	0	
1 YEAR & OVER	4	150 DAYS & OVER	528	18	20 DAYS & OVER	4	
TOTAL PENDING	11	TOTAL PENDING*	818	20	TOTAL PENDING**	4	853

*Includes 264 traffic and 19 non-traffic defendants with warrants issued.
 **Includes 4 defendants with warrants issued.
 DOMESTIC VIOLENCE: Petitions for Order of Protection Filed: 4 Requests for Hearing: 0

PARKER PRECINCT, YUMA COUNTY - 1981 CASELOAD STATISTICS

CIVIL		MISDEMEANOR	TRAFFIC	NON-TRAFFIC	PRELIMINARY HEARINGS		TOTAL
BEGINNING PENDING: UNDER 1 YEAR	18	BEGINNING PENDING: UNDER 150 DAYS	858	13	BEGINNING PENDING: UNDER 20 DAYS	1	
1 YEAR & OVER	68	150 DAYS & OVER	356	195	20 DAYS & OVER	51	
TOTAL PENDING	86	TOTAL PENDING	1,214	208	TOTAL PENDING	52	1,560
FILINGS	95	FILINGS	3,478	658	FILINGS	82	4,313
TRANSFERRED IN	1	TRANSFERRED IN	1	122	TRANSFERRED IN		124
TOTAL ON FILE	182	TOTAL ON FILE	4,693	988	TOTAL ON FILE	134	5,997
TERMINATIONS		TERMINATIONS			TERMINATIONS		
TRANSFERRED OUT	1	TRANSFERRED OUT	656				
DEFAULT HEARING	39	PLEA &/OR BOND FORFEITURE	1,878				
WITHOUT TRIAL	17	PLEA TO LESSER CHARGE	61				
SMALL CLAIMS TRIAL	3	DISMISSALS	208				
COURT TRIAL	24	OUT OF JURIS.	290				
JURY TRIAL		COURT TRIAL	35				
		JURY TRIAL					
TOTAL TERMINATIONS	84	TOTAL TERMINATIONS	3,128	639	TOTAL TERMINATIONS	78	3,929
ENDING PENDING: UNDER 1 YEAR	47	ENDING PENDING: UNDER 150 DAYS	228	103	ENDING PENDING: UNDER 20 DAYS	0	
1 YEAR & OVER	51	150 DAYS & OVER	1,337	246	20 DAYS & OVER	56	
TOTAL PENDING	98	TOTAL PENDING*	1,565	349	TOTAL PENDING**	56	2,068

*Includes 1,111 traffic and 139 non-traffic defendants with warrants issued.
 **Includes 27 defendants with warrants issued.
 DOMESTIC VIOLENCE: Petitions for Order of Protection Filed: 1 Requests for Hearing: 0

JUSTICE OF THE PEACE COURTS

QUARTZSITE PRECINCT, YUMA COUNTY - 1981 CASELOAD STATISTICS^a

CIVIL		MISDEMEANOR	TRAFFIC	NON-TRAFFIC	PRELIMINARY HEARINGS		TOTAL
BEGINNING PENDING: UNDER 1 YEAR	5	BEGINNING PENDING: UNDER 150 DAYS	996	144	BEGINNING PENDING: UNDER 20 DAYS	4	
1 YEAR & OVER	0	150 DAYS & OVER	1,963	609	20 DAYS & OVER	26	
TOTAL PENDING	5	TOTAL PENDING	2,959	753	TOTAL PENDING	30	3,747
FILINGS	14	FILINGS	10,641	859	FILINGS	37	11,551
TRANSFERRED IN		TRANSFERRED IN	665	1	TRANSFERRED IN		666
TOTAL ON FILE	19	TOTAL ON FILE	14,265	1,613	TOTAL ON FILE	67	15,964
TERMINATIONS		TERMINATIONS			TERMINATIONS		
TRANSFERRED OUT		TRANSFERRED OUT	18				
DEFAULT HEARING		PLEA &/OR BOND FORFEITURE	6,317				
WITHOUT TRIAL	1	PLEA TO LESSER CHARGE	27				
SMALL CLAIMS TRIAL	1	DISMISSALS	414				
COURT TRIAL	3	OUT OF JURIS.	891				
JURY TRIAL		COURT TRIAL	79				
		JURY TRIAL	1				
TOTAL TERMINATIONS	5	TOTAL TERMINATIONS	7,747	812	TOTAL TERMINATIONS	54	8,618
ENDING PENDING: UNDER 1 YEAR	11	ENDING PENDING: UNDER 150 DAYS	3,004	271	ENDING PENDING: UNDER 20 DAYS	0	
1 YEAR & OVER	3	150 DAYS & OVER	3,514	530	20 DAYS & OVER	13	
TOTAL PENDING	14	TOTAL PENDING*	6,518	801	TOTAL PENDING**	13	7,346

*Includes 3,514 traffic and 530 non-traffic defendants with warrants issued.
 **Includes 13 defendants with warrants issued.
 DOMESTIC VIOLENCE: Petitions for Order of Protection Filed: 2 Requests for Hearing: 0
^aArizona Corporation Commission citations were filed as non-traffic misdemeanors until October, 1981.

SALOME PRECINCT, YUMA COUNTY - 1981 CASELOAD STATISTICS

CIVIL		MISDEMEANOR	TRAFFIC	NON-TRAFFIC	PRELIMINARY HEARINGS		TOTAL
BEGINNING PENDING: UNDER 1 YEAR	0	BEGINNING PENDING: UNDER 150 DAYS	2,057	26	BEGINNING PENDING: UNDER 20 DAYS	0	
1 YEAR & OVER	0	150 DAYS & OVER	1,241	12	20 DAYS & OVER	0	
TOTAL PENDING	0	TOTAL PENDING	3,298	38	TOTAL PENDING	0	3,336
FILINGS	10	FILINGS	8,652	241	FILINGS	26	8,929
TRANSFERRED IN		TRANSFERRED IN	54	9	TRANSFERRED IN		63
TOTAL ON FILE	10	TOTAL ON FILE	12,004	288	TOTAL ON FILE	26	12,328
TERMINATIONS		TERMINATIONS			TERMINATIONS		
TRANSFERRED OUT		TRANSFERRED OUT	14				
DEFAULT HEARING		PLEA &/OR BOND FORFEITURE	6,121				
WITHOUT TRIAL	5	PLEA TO LESSER CHARGE	35				
SMALL CLAIMS TRIAL		DISMISSALS	1,428				
COURT TRIAL	3	OUT OF JURIS.	891				
JURY TRIAL		COURT TRIAL	58				
		JURY TRIAL	1				
TOTAL TERMINATIONS	8	TOTAL TERMINATIONS	8,548	239	TOTAL TERMINATIONS	26	8,821
ENDING PENDING: UNDER 1 YEAR	2	ENDING PENDING: UNDER 150 DAYS	1,894	27	ENDING PENDING: UNDER 20 DAYS	0	
1 YEAR & OVER	0	150 DAYS & OVER	1,562	22	20 DAYS & OVER	0	
TOTAL PENDING	2	TOTAL PENDING*	3,456	49	TOTAL PENDING**	0	3,507

*Includes 947 traffic and 21 non-traffic defendants with warrants issued.
 **Includes 0 defendants with warrants issued.
 DOMESTIC VIOLENCE: Petitions for Order of Protection Filed: 0 Requests for Hearing: 0

JUSTICE OF THE PEACE COURTS

SOMERTON PRECINCT, YUMA COUNTY - 1981 CASELOAD STATISTICS

CIVIL		MISDEMEANOR	TRAFFIC	NON-TRAFFIC	PRELIMINARY HEARINGS		TOTAL
BEGINNING PENDING: UNDER 1 YEAR	7	BEGINNING PENDING: UNDER 150 DAYS	95	5	BEGINNING PENDING: UNDER 20 DAYS	7	
1 YEAR & OVER	52	150 DAYS & OVER	352	59	20 DAYS & OVER	12	
TOTAL PENDING	59	TOTAL PENDING	447	64	TOTAL PENDING	19	589
FILINGS	32	FILINGS	1,691	65	FILINGS	62	1,850
TRANSFERRED IN	1	TRANSFERRED IN	51	6	TRANSFERRED IN		58
TOTAL ON FILE	92	TOTAL ON FILE	2,189	135	TOTAL ON FILE	81	2,497
TERMINATIONS		TERMINATIONS			TERMINATIONS		
TRANSFERRED OUT	1	TRANSFERRED OUT	6				
DEFAULT HEARING	1	PLEA &/OR BOND FORFEITURE	1,326				
WITHOUT TRIAL	34	PLEA TO LESSER CHARGE	29				
SMALL CLAIMS TRIAL	1	DISMISSALS	76				
COURT TRIAL	10	OUT OF JURIS.	108				
JURY TRIAL		COURT TRIAL	22				
JURY TRIAL		JURY TRIAL					
TOTAL TERMINATIONS	47	TOTAL TERMINATIONS	1,567	117	TOTAL TERMINATIONS	70	1,801
ENDING PENDING: UNDER 1 YEAR	12	ENDING PENDING: UNDER 150 DAYS	194	1	ENDING PENDING: UNDER 20 DAYS	0	
1 YEAR & OVER	33	150 DAYS & OVER	428	17	20 DAYS & OVER	11	
TOTAL PENDING	45	TOTAL PENDING*	622	18	TOTAL PENDING**	11	696

*Includes 522 traffic and 17 non-traffic defendants with warrants issued.
 **Includes 11 defendants with warrants issued.
 DOMESTIC VIOLENCE: Petitions for Order of Protection Filed: 14 Requests for Hearing: 2

WELLTON PRECINCT, YUMA COUNTY - 1981 CASELOAD STATISTICS

CIVIL		MISDEMEANOR	TRAFFIC	NON-TRAFFIC	PRELIMINARY HEARINGS		TOTAL
BEGINNING PENDING: UNDER 1 YEAR	24	BEGINNING PENDING: UNDER 150 DAYS	606	73	BEGINNING PENDING: UNDER 20 DAYS	1	
1 YEAR & OVER	0	150 DAYS & OVER	4,149	87	20 DAYS & OVER	13	
TOTAL PENDING	24	TOTAL PENDING	4,755	160	TOTAL PENDING	14	4,953
FILINGS	18	FILINGS	7,788	100	FILINGS	44	7,950
TRANSFERRED IN		TRANSFERRED IN			TRANSFERRED IN		
TOTAL ON FILE	42	TOTAL ON FILE	12,543	260	TOTAL ON FILE	58	12,903
TERMINATIONS		TERMINATIONS			TERMINATIONS		
TRANSFERRED OUT	21	TRANSFERRED OUT	7				
DEFAULT HEARING	7	PLEA &/OR BOND FORFEITURE	5,747				
WITHOUT TRIAL	6	PLEA TO LESSER CHARGE	28				
SMALL CLAIMS TRIAL		DISMISSALS	82				
COURT TRIAL	2	OUT OF JURIS.	565				
JURY TRIAL		COURT TRIAL	21				
JURY TRIAL		JURY TRIAL	1				
TOTAL TERMINATIONS	36	TOTAL TERMINATIONS	6,451	87	TOTAL TERMINATIONS	40	6,614
ENDING PENDING: UNDER 1 YEAR	6	ENDING PENDING: UNDER 150 DAYS	1,773	62	ENDING PENDING: UNDER 20 DAYS	4	
1 YEAR & OVER	0	150 DAYS & OVER	4,319	111	20 DAYS & OVER	14	
TOTAL PENDING	6	TOTAL PENDING*	6,092	173	TOTAL PENDING**	18	6,289

*Includes 2,576 traffic and 50 non-traffic defendants with warrants issued.
 **Includes 12 defendants with warrants issued.
 DOMESTIC VIOLENCE: Petitions for Order of Protection Filed: 0 Requests for Hearing: 0

JUSTICE OF THE PEACE COURTS

YUMA PRECINCT, YUMA COUNTY - 1981 CASELOAD STATISTICS

CIVIL		MISDEMEANOR	TRAFFIC	NON-TRAFFIC	PRELIMINARY HEARINGS		TOTAL
BEGINNING PENDING: UNDER 1 YEAR	305	BEGINNING PENDING: UNDER 150 DAYS	376	118	BEGINNING PENDING: UNDER 20 DAYS	25	
1 YEAR & OVER	37	150 DAYS & OVER	1,996	77	20 DAYS & OVER	174	
TOTAL PENDING	342	TOTAL PENDING	2,372	195	TOTAL PENDING	199	3,108
FILINGS	1,235	FILINGS	10,733	690	FILINGS	415	13,073
TRANSFERRED IN	3	TRANSFERRED IN	676		TRANSFERRED IN		679
TOTAL ON FILE	1,580	TOTAL ON FILE	13,781	885	TOTAL ON FILE	614	16,860
TERMINATIONS		TERMINATIONS			TERMINATIONS		
TRANSFERRED OUT	17	TRANSFERRED OUT	20				
DEFAULT HEARING	378	PLEA &/OR BOND FORFEITURE	8,961				
WITHOUT TRIAL	228	PLEA TO LESSER CHARGE	199				
SMALL CLAIMS TRIAL	29	DISMISSALS	222				
COURT TRIAL	218	OUT OF JURIS.	674				
JURY TRIAL		COURT TRIAL	55				
JURY TRIAL		JURY TRIAL	13				
TOTAL TERMINATIONS	870	TOTAL TERMINATIONS	10,144	703	TOTAL TERMINATIONS	401	12,118
ENDING PENDING: UNDER 1 YEAR	652	ENDING PENDING: UNDER 150 DAYS	1,038	70	ENDING PENDING: UNDER 20 DAYS	3	
1 YEAR & OVER	53	150 DAYS & OVER	2,599	112	20 DAYS & OVER	210	
TOTAL PENDING	710	TOTAL PENDING*	3,637	182	TOTAL PENDING**	213	4,742

*Includes 1,539 traffic and 78 non-traffic defendants with warrants issued.
 **Includes 208 defendants with warrants issued.
 DOMESTIC VIOLENCE: Petitions for Order of Protection Filed: 83 Requests for Hearing: 12

Municipal Courts

Preceding page blank

MUNICIPAL COURTS INDEX

	Page		Page		Page
General Introduction	203	Coconino County		Mohave County	
Statewide Summary Information	205	Flagstaff.....	221	Kingman.....	237
Countywide Summary Information		Fredonia.....	221	Lake Havasu City.....	238
Apache.....	206	Page.....	222	Navajo County	
Cochise.....	206	Williams.....	222	Holbrook.....	238
Coconino.....	207	Gila County		Show Low.....	239
Gila.....	207	Globe.....	223	Snowflake.....	239
Graham.....	208	Hayden.....	223	Taylor.....	240
Greenlee.....	208	Miami.....	224	Winslow.....	240
Maricopa.....	209	Payson.....	224	Pima County	
Mohave.....	209	Winkelman.....	225	Marana.....	241
Navajo.....	210	Graham County		Oro Valley.....	241
Pima.....	210	Pima.....	225	South Tucson.....	242
Pinal.....	211	Safford.....	226	Tucson.....	242
Santa Cruz.....	211	Thatcher.....	226	Pinal County	
Yavapai.....	212	Greenlee County		Apache Junction.....	243
Yuma.....	212	Clifton.....	227	Casa Grande.....	243
Financial Information	213	Duncan.....	227	Coolidge.....	244
Personnel Information	214	Maricopa County		Eloy.....	244
Individual Court Information		Avondale.....	228	Florence.....	245
Apache County		Buckeye.....	228	Kearny.....	245
Eagar.....	216	Chandler.....	229	Mammoth.....	246
St. Johns.....	216	El Mirage.....	229	Superior.....	246
Springerville.....	217	Gila Bend.....	230	Santa Cruz County	
Cochise County		Gilbert.....	230	Nogales.....	247
Benson.....	217	Glendale.....	231	Patagonia.....	247
Bisbee.....	218	Goodyear.....	231	Yavapai County	
Douglas.....	218	Guadalupe.....	232	Chino Valley.....	248
Huachuca City.....	219	Mesa.....	232	Clarkdale.....	248
Sierra Vista.....	219	Paradise Valley.....	233	Cottonwood.....	249
Tombstone.....	220	Peoria.....	233	Jerome.....	249
Willcox.....	220	Phoenix.....	234	Prescott.....	250
		Scottsdale.....	234	Prescott Valley.....	250
		Surprise.....	235	Yuma County	
		Tempe.....	235	Parker.....	251
		Tolleson.....	236	San Luis.....	251
		Wickenburg.....	236	Somerton.....	252
		Youngtown.....	237	Wellton.....	252
				Yuma.....	253

Municipal Courts

CASELOAD STATISTICS

General

The caseload statistics contained on the following pages are based on the monthly statistical reports submitted to the Supreme Court by the municipal courts. This is the fourth year that municipal court statistics have been available on a statewide basis to the Supreme Court. As happened in the justice courts, significant changes were made in the municipal court statistical reporting system in July 1981. To make all lower courts in the state statistically compatible the reports were changed to reflect "case filings" rather than "defendants" in traffic and misdemeanor matters. Additionally, there are many jurisdictions within the state in which the justice and municipal courts share both judge and staff. The compatibility of the lower court statistical system is particularly beneficial to these jurisdictions in that similar procedures can be applied in gathering the statistical information for both courts. As a result of the change, municipal statistics reflect a mixture of "defendants" for the first half of the year and "case filings" for the year's second half.

Both the monthly statistical reporting forms and the caseload statistical tables in this report include categories entitled "transferred in" and "transferred out". Although these categories are included primarily to report the actual transfer of cases or defendants between courts, the categories may also be employed to make statistical adjustments of discovered reporting inaccuracies. Such inaccuracies are usually detected either during physical inventories of pending caseloads by court personnel or by staff of the Administrative Director's office during routine monitoring of the monthly reports.

In most instances where physical inventory adjustments have been made, the adjustments have been reported to this office and footnoted appropriately. For some courts, physical inventories of pending caseloads resulted in statistical adjustments being made in both the transferred in and transferred out categories within the same case category. Where possible, such adjustments have been offset against each other; with the offsetting difference reported either as transferred in or transferred out.

1981 Caseload Activity

Statewide in 1981, there were a reported 751,554 filings in the municipal courts. This figure represents an increase of 1.9% over the 737,722 filings in 1980. Municipal court terminations increased more significantly during the year rising 5.2% from 657,362 in 1980 to 691,797 terminations in 1981. At the end of 1981, there were 381,156 cases pending statewide

which represents an increase of 19.6% from the 318,801 cases pending at the end of 1980. This sizable increase in pending matters is partially caused by the increase in failure to appear cases which remained pending at year-end.

Traffic filings increased from 657,866 matters filed in 1980 to 660,147 in 1981 (a 0.3% rise). Terminations increased at a rate of 4.4% rising from 592,769 terminations in 1980 to 619,135 terminations in 1981. The number of cases pending at the end of 1981 (303,220) reflected a 16.5% increase over the total number of pending matters at the beginning of the year (260,222). In 1981, of the 303,220 traffic cases reported pending at the end of the year, 94,573 were reported as pending with warrants issued. This is a 27.5% increase in cases pending with warrants issued. This trend should be watched carefully in future years. If the trend continues and the warrants in question have been outstanding for a long period of time, it may point to growing public disrespect for law and the courts.

Like traffic cases, non-traffic misdemeanor filings reported a 14.5% increase over the previous year. In 1980 a total of 79,856 filings were received in municipal courts compared with 91,407 filings in 1981. Terminations similarly increased from 64,593 in 1980 to 72,662 terminations in 1981, a 12.5% rise. The year-end pending count for non-traffic misdemeanors reflected a 32.3% increase in cases growing from 58,887 at the beginning of the year to 77,936 on December 31, 1981. There were 23,841 non-traffic misdemeanor defendants with warrants issued included in the 77,936 defendants pending at the end of 1981.

Caseload Statistical Definitions

The following statistical definitions are included to provide a better understanding of what the caseload data reported represents. The statistical data reflects the number of defendants named in complaints for the first six months of 1981 and the number of case filings for the remainder of the year.

Case Categories

MISDEMEANOR—TRAFFIC - Includes traffic violations contained in Title 28 of the Arizona Revised Statutes, including driving while intoxicated, reckless driving while intoxicated, reckless driving, and other moving violations. Also included are violations of Arizona Corporation Commission Motor Carrier Rules and Regulations.

MISDEMEANOR—NON-TRAFFIC - All other misdemeanors where the law provides for punishment that does not exceed six months' incarceration and/or a fine of up to \$1,000.

Case Activity

TRANSFERRED IN - The number of cases transferred in from other municipal courts. Also includes statistical adjustments to correct discovered inaccuracies and inventory adjustments.

TRANSFERRED OUT - The number of cases transferred out to other municipal courts. Also includes statistical adjustments to correct discovered inaccuracies and inventory adjustments.

PLEA AND/OR BOND FORFEITURE - The number of cases terminated after the acceptance of a guilty or a no contest plea to original charge, and the number of defendants who forfeit a posted bond.

OUT OF JURISDICTION - For statistical reporting purposes only, includes the number of cases in which defendants are believed to be physically outside the court's jurisdiction and no arrest warrant has been issued.

FINANCIAL INFORMATION

The municipal courts' financial information has been taken from published budget statements compiled by the Arizona League of Cities and Towns. Only total budget figures were available.

PERSONNEL INFORMATION

The personnel information presented herein is based on responses to a personnel survey conducted by the Arizona Supreme Court.

Due to the vast number and variety of position titles that exist within the municipal courts statewide, the following general position groupings have been established for purposes of this report:

- Judge
- Administrative Staff
- Secretarial/Clerical
- Support Staff

Since there is no statewide uniformity in regard to position titles and corresponding job-related responsibilities, for purposes of this report positions have been grouped together solely on the basis of position titles. The following definitions detail what positions are included in each grouping.

The "Judge" position grouping includes all judicial titles such as.

- Assistant Magistrate
- Associate Magistrate
- Chief Magistrate
- Chief Presiding City Judge
- Deputy Judge

- Deputy Magistrate
- Judge
- Magistrate

The "Administrative Staff" position grouping includes the following titles:

- Administrative Assistant
- Clerk of Court
- Court Administrative Officer
- Court Administrator
- Deputy Magistrate/Court Clerk
- Judicial Administrator

The "Support Staff" position grouping includes the following titles:

- Accountant
- Account Clerk Supervisor
- Alcohol Therapist
- Assistant City Attorney
- Bailiff
- Bailiff/Translator
- Court Clerk Supervisor
- Court Services Supervisor
- D.W.I. Rehabilitation Supervisor
- Lead Bailiff
- M.I.S. Coordinator
- Office Manager
- Office Supervisor
- P.A.C.T. Case Coordinator
- Probation Officer
- Probation Services Supervisor
- Systems and Procedures Analyst

The "Secretarial/Clerical" position grouping includes the following titles:

- Account Clerk
- Administrative Secretary
- Assistant Court Clerk
- Cashier
- Chief Clerk
- Chief Deputy Clerk
- Clerk
- Clerk Steno
- Clerk/Typist
- Cooperative Office Education Clerk
- Court Clerk
- Court Services Worker
- Customer Services Clerk
- Deputy Clerk
- File Clerk
- Intermediate Clerk
- Lead Clerk
- Magistrate Clerk
- Remote Computer Terminal Operator
- Secretary
- Senior Clerk
- Typist
- Work Study Clerk

MUNICIPAL COURTS

STATEWIDE MUNICIPAL COURTS SUMMARY - 1981 CASELOAD STATISTICS**

		MISDEMEANOR	TRAFFIC	NON-TRAFFIC	TOTAL
BEGINNING PENDING ***	UNDER 150 DAYS		31,472 ^a	5,723 ^a	37,195 ^a
	150 DAYS AND OVER		23,332 ^a	6,281 ^a	29,613 ^a
TOTAL PENDING ***			260,222	58,887	319,109
FILINGS			660,147	91,407	751,554
TRANSFERRED IN			1,986	304	2,290
TOTAL ON FILE			922,355	150,598	1,072,953
TERMINATIONS:					
TRANSFERRED OUT			22,305		
PLEA &/OR BOND FORFEITURE			467,224		
PLEA TO LESSER CHARGE			12,141		
DISMISSED			90,664		
OUT OF JURISDICTION			2,868		
COURT TRIAL			23,106		
JURY TRIAL			827		
TOTAL TERMINATIONS			619,135	72,662	691,797
ENDING PENDING	UNDER 150 DAYS		40,312 ^a	6,903 ^a	47,215 ^a
	150 DAYS AND OVER		25,346 ^a	6,860 ^a	32,206 ^a
TOTAL PENDING*			303,220	77,936	381,156

DOMESTIC VIOLENCE: Petitions for Order of Protection Filed: 1,003 Requests for Hearing: 149
 *Includes 94,573 traffic and 23,841 non-traffic defendants with warrants issued.
 **Includes only partial statistics for Snowflake Municipal Court (February through December) and for South Tucson Municipal Court (January through November).
 ***Figures do not coincide with those reported for the end of 1980 due to the inclusion of 1981 statistics for three courts whose 1980 statistics were not received in time for publication.
^aDoes not include aging statistics for Phoenix or Tucson Municipal Courts.

FINANCIAL INFORMATION

	1980-81 EXPENDITURES	1981-82 BUDGET
TOTAL ALL CATEGORIES	\$ 9,179,606	\$ 10,509,842

PERSONNEL INFORMATION

POSITIONS	FULL-TIME	PART-TIME
Judge	96	38
Administrative Staff	12	-
Support Staff	58	-
Secretarial/Clerical	204	51
TOTAL	370	89

MUNICIPAL COURTS

APACHE COUNTY SUMMARY

MISDEMEANOR		TRAFFIC	NON-TRAFFIC	TOTAL
BEGINNING PENDING	UNDER 150 DAYS	368	26	394
	150 DAYS AND OVER	534	52	586
TOTAL PENDING		902	78	980
FILINGS		1,412	182	1,594
TRANSFERRED IN		27		27
TOTAL ON FILE		2,341	260	2,601
TERMINATIONS:				
TRANSFERRED OUT		77		
PLEA &/OR BOND FORFEITURE		1,010		
PLEA TO LESSER CHARGE		37		
DISMISSED		173		
OUT OF JURISDICTION		167		
COURT TRIAL				
JURY TRIAL				
TOTAL TERMINATIONS		1,464	184	1,648
ENDING PENDING	UNDER 150 DAYS	539	62	601
	150 DAYS AND OVER	338	14	352
TOTAL PENDING*		877	76	953

DOMESTIC VIOLENCE: Petitions for Order of Protection Filed: 1 Requests for Hearing: 0
 *Includes 88 traffic and 9 non-traffic defendants with warrants issued.

COCHISE COUNTY SUMMARY

MISDEMEANOR		TRAFFIC	NON-TRAFFIC	TOTAL
BEGINNING PENDING	UNDER 150 DAYS	498	146	644
	150 DAYS AND OVER	220	40	260
TOTAL PENDING		718	186	904
FILINGS		10,499	2,269	12,768
TRANSFERRED IN		77	6	83
TOTAL ON FILE		11,294	2,461	13,755
TERMINATIONS:				
TRANSFERRED OUT		272		
PLEA &/OR BOND FORFEITURE		7,443		
PLEA TO LESSER CHARGE		99		
DISMISSED		421		
OUT OF JURISDICTION		164		
COURT TRIAL		1,890		
JURY TRIAL				
TOTAL TERMINATIONS		10,289	2,330	12,619
ENDING PENDING	UNDER 150 DAYS	571	59	630
	150 DAYS AND OVER	434	72	506
TOTAL PENDING*		1,005	131	1,136

DOMESTIC VIOLENCE: Petitions for Order of Protection Filed: 132 Requests for Hearing: 6
 *Includes 328 traffic and 54 non-traffic defendants with warrants issued.

MUNICIPAL COURTS

COCONINO COUNTY SUMMARY

MISDEMEANOR		TRAFFIC	NON-TRAFFIC	TOTAL
BEGINNING PENDING	UNDER 150 DAYS	2,061	444	2,505
	150 DAYS AND OVER	1,367	824	2,191
TOTAL PENDING		3,428	1,268	4,696
FILINGS		14,998	3,962	18,960
TRANSFERRED IN		58	53	111
TOTAL ON FILE		18,484	5,283	23,767
TERMINATIONS:				
TRANSFERRED OUT		141		
PLEA &/OR BOND FORFEITURE		10,828		
PLEA TO LESSER CHARGE		2,421		
DISMISSED		871		
OUT OF JURISDICTION		258		
COURT TRIAL		217		
JURY TRIAL		2		
TOTAL TERMINATIONS		14,738	4,836	19,574
ENDING PENDING	UNDER 150 DAYS	1,799	173	1,972
	150 DAYS AND OVER	1,947	274	2,221
TOTAL PENDING*		3,746	447	4,193

DOMESTIC VIOLENCE: Petitions for Order of Protection Filed: 49 Requests for Hearing: 3
 *Includes 585 traffic and 381 non-traffic defendants with warrants issued.

GILA COUNTY SUMMARY

MISDEMEANOR		TRAFFIC	NON-TRAFFIC	TOTAL
BEGINNING PENDING	UNDER 150 DAYS	887	272	1,159
	150 DAYS AND OVER	266	50	316
TOTAL PENDING		1,153	322	1,475
FILINGS		5,241	951	6,192
TRANSFERRED IN		10	1	11
TOTAL ON FILE		6,404	1,274	7,678
TERMINATIONS:				
TRANSFERRED OUT		32		
PLEA &/OR BOND FORFEITURE		4,074		
PLEA TO LESSER CHARGE		162		
DISMISSED		687		
OUT OF JURISDICTION		213		
COURT TRIAL		143		
JURY TRIAL				
TOTAL TERMINATIONS		5,311	883	6,194
ENDING PENDING	UNDER 150 DAYS	703	293	996
	150 DAYS AND OVER	390	98	488
TOTAL PENDING*		1,093	391	1,484

DOMESTIC VIOLENCE: Petitions for Order of Protection Filed: 19 Requests for Hearing: 0
 *Includes 384 traffic and 52 non-traffic defendants with warrants issued.

MUNICIPAL COURTS

GRAHAM COUNTY SUMMARY

MISDEMEANOR		TRAFFIC	NON-TRAFFIC	TOTAL
BEGINNING PENDING	UNDER 150 DAYS	116	37	153
	150 DAYS AND OVER	6	0	6
TOTAL PENDING		122	37	159
FILINGS		1,154	282	1,436
TRANSFERRED IN				
TOTAL ON FILE		1,276	319	1,595
TERMINATIONS:				
TRANSFERRED OUT				
PLEA &/OR BOND FORFEITURE		1,019		
PLEA TO LESSER CHARGE		15		
DISMISSED		64		
OUT OF JURISDICTION		14		
COURT TRIAL		12		
JURY TRIAL				
TOTAL TERMINATIONS		1,124	295	1,419
ENDING PENDING	UNDER 150 DAYS	152	21	173
	150 DAYS AND OVER	0	3	3
TOTAL PENDING*		152	24	176

DOMESTIC VIOLENCE: Petitions for Order of Protection Filed: 5 Requests for Hearing: 0
 *Includes 0 traffic and 0 non-traffic defendants with warrants issued.

GREENLEE COUNTY SUMMARY

MISDEMEANOR		TRAFFIC	NON-TRAFFIC	TOTAL
BEGINNING PENDING	UNDER 150 DAYS	178	27	205
	150 DAYS AND OVER	5	2	7
TOTAL PENDING		183	29	212
FILINGS		221	75	296
TRANSFERRED IN		2	1	3
TOTAL ON FILE		406	105	511
TERMINATIONS:				
TRANSFERRED OUT		4		
PLEA &/OR BOND FORFEITURE		164		
PLEA TO LESSER CHARGE		2		
DISMISSED		12		
OUT OF JURISDICTION		7		
COURT TRIAL				
JURY TRIAL				
TOTAL TERMINATIONS		189	77	266
ENDING PENDING	UNDER 150 DAYS	217	28	245
	150 DAYS AND OVER	0	0	0
TOTAL PENDING*		217	28	245

DOMESTIC VIOLENCE: Petitions for Order of Protection Filed: 1 Requests for Hearing: 0
 *Includes 0 traffic and 0 non-traffic defendants with warrants issued.

MUNICIPAL COURTS

MARICOPA COUNTY SUMMARY - 1981 CASELOAD STATISTICS

MISDEMEANOR		TRAFFIC	NON-TRAFFIC	TOTAL
BEGINNING PENDING	UNDER 150 DAYS	18,339 ^a	3,368 ^a	21,707 ^a
	150 DAYS AND OVER	14,421 ^a	2,761 ^a	17,182 ^a
TOTAL PENDING		199,195	33,218	232,413
FILINGS		483,389	43,146	526,535
TRANSFERRED IN		1,319	91	1,410
TOTAL ON FILE		693,903	76,455	760,358
TERMINATIONS:				
TRANSFERRED OUT		20,116		
PLEA &/OR BOND FORFEITURE		359,173		
PLEA TO LESSER CHARGE		7,675		
DISMISSED		80,474		
OUT OF JURISDICTION		1,034		
COURT TRIAL		15,318		
JURY TRIAL		788		
TOTAL TERMINATIONS		484,578	41,739	526,317
ENDING PENDING	UNDER 150 DAYS	24,459 ^a	4,483 ^a	28,942 ^a
	150 DAYS AND OVER	14,523 ^a	2,757 ^a	17,280 ^a
TOTAL PENDING*		199,325	34,716	234,041

DOMESTIC VIOLENCE: Petitions for Order of Protection Filed: 84 Requests for Hearing: 9
 *Includes 75,623 traffic and 14,798 non-traffic defendants with warrants issued.
^aDoes not include aging statistics for Phoenix Municipal Court.

MOHAVE COUNTY SUMMARY

MISDEMEANOR		TRAFFIC	NON-TRAFFIC	TOTAL
BEGINNING PENDING	UNDER 150 DAYS	909	61	970
	150 DAYS AND OVER	575	59	634
TOTAL PENDING		1,484	120	1,604
FILINGS		5,178	717	5,895
TRANSFERRED IN		73	83	156
TOTAL ON FILE		6,735	920	7,655
TERMINATIONS:				
TRANSFERRED OUT		336		
PLEA &/OR BOND FORFEITURE		3,698		
PLEA TO LESSER CHARGE		110		
DISMISSED		861		
OUT OF JURISDICTION		412		
COURT TRIAL		357		
JURY TRIAL		7		
TOTAL TERMINATIONS		5,781	702	6,483
ENDING PENDING	UNDER 150 DAYS	537	117	654
	150 DAYS AND OVER	417	101	518
TOTAL PENDING*		954	218	1,172

DOMESTIC VIOLENCE: Petitions for Order of Protection Filed: 6 Requests for Hearing: 1
 *Includes 433 traffic and 88 non-traffic defendants with warrants issued.

MUNICIPAL COURTS

NAVAJO COUNTY SUMMARY**

MISDEMEANOR		TRAFFIC	NON-TRAFFIC	TOTAL
BEGINNING PENDING	UNDER 150 DAYS	1,168	106	1,274
	150 DAYS AND OVER	1,602	297	1,899
TOTAL PENDING		2,770	403	3,173
FILINGS		5,800	2,003	7,803
TRANSFERRED IN		16	5	21
TOTAL ON FILE		8,586	2,411	10,997
TERMINATIONS:				
TRANSFERRED OUT		476		
PLEA &/OR BOND FORFEITURE		4,182		
PLEA TO LESSER CHARGE		164		
DISMISSED		726		
OUT OF JURISDICTION		258		
COURT TRIAL		199		
JURY TRIAL		1		
TOTAL TERMINATIONS		6,006	1,857	7,863
ENDING PENDING	UNDER 150 DAYS	864	138	1,002
	150 DAYS AND OVER	1,716	416	2,132
TOTAL PENDING*		2,580	554	3,134

DOMESTIC VIOLENCE: Petitions for Order of Protection Filed: 7 Requests for Hearing: 1
 *Includes 1,761 traffic and 355 non-traffic defendants with warrants issued.
 **Includes only partial statistics for Snowflake Municipal Court (February through December).

PIMA COUNTY SUMMARY**

MISDEMEANOR		TRAFFIC	NON-TRAFFIC	TOTAL
BEGINNING PENDING	UNDER 150 DAYS	3,040 ^a	406 ^a	3,446 ^a
	150 DAYS AND OVER	1,148 ^a	1,478 ^a	2,626 ^a
TOTAL PENDING		43,171	21,678	64,849
FILINGS		98,310	30,577	128,887
TRANSFERRED IN		49	5	54
TOTAL ON FILE		141,530	52,260	193,790
TERMINATIONS:				
TRANSFERRED OUT		269		
PLEA &/OR BOND FORFEITURE		50,558		
PLEA TO LESSER CHARGE		294		
DISMISSED		3,546		
OUT OF JURISDICTION				
COURT TRIAL		4,013		
JURY TRIAL		25		
TOTAL TERMINATIONS		58,705	13,452	72,157
ENDING PENDING	UNDER 150 DAYS	4,026 ^a	408 ^a	4,434 ^a
	150 DAYS AND OVER	1,621 ^a	1,703 ^a	3,324 ^a
TOTAL PENDING*		82,825	38,808	121,633

DOMESTIC VIOLENCE: Petitions for Order of Protection Filed: 561 Requests for Hearing: 111
 *Includes 11,975 traffic and 7,006 non-traffic defendants with warrants issued.
 **Includes only partial statistics for South Tucson Municipal Court (January through November).
^a Does not include aging statistics for Tucson Municipal Court.

MUNICIPAL COURTS

PINAL COUNTY SUMMARY

MISDEMEANOR		TRAFFIC	NON-TRAFFIC	TOTAL
BEGINNING PENDING	UNDER 150 DAYS	1,127	131	1,258
	150 DAYS AND OVER	570	127	697
TOTAL PENDING		1,697	258	1,955
FILINGS		9,611	2,276	11,887
TRANSFERRED IN		228	33	261
TOTAL ON FILE		11,536	2,567	14,103
TERMINATIONS:				
TRANSFERRED OUT		396		
PLEA &/OR BOND FORFEITURE		7,461		
PLEA TO LESSER CHARGE		517		
DISMISSED		776		
OUT OF JURISDICTION		19		
COURT TRIAL		316		
JURY TRIAL		1		
TOTAL TERMINATIONS		9,486	2,170	11,656
ENDING PENDING	UNDER 150 DAYS	1,509	235	1,744
	150 DAYS AND OVER	541	162	703
TOTAL PENDING*		2,050	397	2,447

DOMESTIC VIOLENCE: Petitions for Order of Protection Filed: 92 Requests for Hearing: 10
 *Includes 874 traffic and 161 non-traffic defendants with warrants issued.

SANTA CRUZ COUNTY SUMMARY

MISDEMEANOR		TRAFFIC	NON-TRAFFIC	TOTAL
BEGINNING PENDING	UNDER 150 DAYS	454	36	490
	150 DAYS AND OVER	320	2	322
TOTAL PENDING		774	38	812
FILINGS		5,373	746	6,119
TRANSFERRED IN		3	13	16
TOTAL ON FILE		6,150	797	6,947
TERMINATIONS:				
TRANSFERRED OUT		6		
PLEA &/OR BOND FORFEITURE		3,460		
PLEA TO LESSER CHARGE		21		
DISMISSED		1,220		
OUT OF JURISDICTION		19		
COURT TRIAL		159		
JURY TRIAL				
TOTAL TERMINATIONS		4,885	652	5,537
ENDING PENDING	UNDER 150 DAYS	619	68	687
	150 DAYS AND OVER	646	77	723
TOTAL PENDING*		1,265	145	1,410

DOMESTIC VIOLENCE: Petitions for Order of Protection Filed: 0 Requests for Hearing: 0
 *Includes 255 traffic and 0 non-traffic defendants with warrants issued.

MUNICIPAL COURTS

YAVAPAI COUNTY SUMMARY

MISDEMEANOR		TRAFFIC	NON-TRAFFIC	TOTAL
BEGINNING PENDING	UNDER 150 DAYS	925	138	1,063
	150 DAYS AND OVER	1,260	224	1,484
TOTAL PENDING		2,185	362	2,547
FILINGS		9,371	1,104	10,475
TRANSFERRED IN		121	10	131
TOTAL ON FILE		11,677	1,476	13,153
TERMINATIONS:				
TRANSFERRED OUT		106		
PLEA &/OR BOND FORFEITURE		6,957		
PLEA TO LESSER CHARGE		493		
DISMISSED		450		
OUT OF JURISDICTION		197		
COURT TRIAL		309		
JURY TRIAL		1		
TOTAL TERMINATIONS		8,513	1,087	9,600
ENDING PENDING	UNDER 150 DAYS	1,957	209	2,166
	150 DAYS AND OVER	1,207	180	1,387
TOTAL PENDING*		3,164	389	3,553

DOMESTIC VIOLENCE: Petitions for Order of Protection Filed: 38 Requests for Hearing: 8
 *Includes 561 traffic and 175 non-traffic defendants with warrants issued.

YUMA COUNTY SUMMARY

MISDEMEANOR		TRAFFIC	NON-TRAFFIC	TOTAL
BEGINNING PENDING	UNDER 150 DAYS	1,402	525	1,927
	150 DAYS AND OVER	1,038	365	1,403
TOTAL PENDING		2,440	890	3,330
FILINGS		9,590	3,117	12,707
TRANSFERRED IN		3	3	6
TOTAL ON FILE		12,033	4,010	16,043
TERMINATIONS:				
TRANSFERRED OUT		74		
PLEA &/OR BOND FORFEITURE		7,197		
PLEA TO LESSER CHARGE		131		
DISMISSED		383		
OUT OF JURISDICTION		106		
COURT TRIAL		173		
JURY TRIAL		2		
TOTAL TERMINATIONS		8,066	2,398	10,464
ENDING PENDING	UNDER 150 DAYS	2,401	609	3,010
	150 DAYS AND OVER	1,566	1,003	2,569
TOTAL PENDING*		3,967	1,612	5,579

DOMESTIC VIOLENCE: Petitions for Order of Protection Filed: 8 Requests for Hearing: 0
 *Includes 1,706 traffic and 762 non-traffic defendants with warrants issued.

MUNICIPAL COURTS

Financial Information

	1980-81 EXPENDITURES	1981-82 BUDGET	1980-81 EXPENDITURES	1981-82 BUDGET
APACHE COUNTY				
Eagar	\$ 3,521	\$ 5,520		
St. Johns	5,712	6,286		
Springerville	3,544	4,992		
TOTAL	12,777	16,798		
COCHISE COUNTY				
Benson	13,351	15,706		
Bisbee	14,147	20,029		
Douglas	42,540	55,355		
Huachuca City	11,532	15,345		
Sierra Vista	41,827	40,679		
Tombstone	10,137	11,000		
Willcox	10,271	17,824		
TOTAL	143,805	175,938		
COCONINO COUNTY				
Flagstaff	181,130	181,431		
Fredonia	9,355	14,000		
Page	53,895	58,893		
Williams	9,769	23,341		
TOTAL	254,149	277,665		
GILA COUNTY				
Globe	22,830	25,886		
Hayden	3,140	3,722		
Miami	7,210	7,450		
Payson	20,000	22,882		
Winkelman	2,885	3,308		
TOTAL	56,065	63,248		
GRAHAM COUNTY				
Pima	1,600	5,350		
Safford	7,848	33,587		
Thatcher	5,544	6,098		
TOTAL	14,992	45,035		
GREENLEE COUNTY				
Clifton	6,249	6,736		
Duncan	8,668	6,822		
TOTAL	14,917	13,558		
MARICOPA COUNTY				
Avondale	59,072	72,693		
Buckeye	17,314	31,467		
Chandler	75,644	96,199		
El Mirage	20,417	21,652		
Gila Bend	39,835	43,600		
Gilbert	20,850	23,270		
Glendale	141,000	180,880		
Goodyear	9,846	11,940		
Guadalupe	6,225	7,870		
Mesa	341,125	483,013		
Paradise Valley	47,035	56,014		
Peoria	34,000	47,923		
Phoenix	5,206,999	5,747,260		
Scottsdale	324,437	347,539		
Surprise	24,363	27,030		
Tempe	294,242	331,725		
Tolleson	8,198	22,585		
Wickenburg	15,125	16,979		
Youngtown	13,864	17,537		
TOTAL	6,699,591	7,587,176		
MOHAVE COUNTY				
Kingman	\$ 36,971	\$ 68,776		
Lake Havasu City	86,758	104,832		
TOTAL	123,729	173,608		
NAVAJO COUNTY				
Holbrook	40,860	51,520		
Show Low	17,507	22,000		
Snowflake	3,354	10,000		
Taylor	2,699	3,000		
Winslow	47,249	56,070		
TOTAL	111,669	142,590		
PIMA COUNTY				
Marana	10,025	5,739		
Oro Valley	8,211	8,000		
South Tucson	56,199	68,622		
Tucson	1,134,590	1,277,200		
TOTAL	1,209,025	1,359,561		
PINAL COUNTY				
Apache Junction	53,844	62,305		
Casa Grande	47,900	58,253		
Coolidge	46,435	57,020		
Eloy	33,406	65,000		
Florence	6,068	6,763		
Kearny	6,425	7,395		
Mammoth	9,022	9,681		
Superior	13,000	9,072		
TOTAL	216,100	275,489		
SANTA CRUZ COUNTY				
Nogales	33,941	48,115		
Patagonia	2,534	5,476		
TOTAL	36,475	53,591		
YAVAPAI COUNTY				
Chino Valley	1,500	2,125		
Clarkdale	2,475	2,600		
Cottonwood	10,138	15,603		
Jerome	2,523	2,565		
Prescott	92,753	99,004		
Prescott Valley	5,249	8,000		
TOTAL	114,638	129,897		
YUMA COUNTY				
Parker	24,821	28,750		
San Luis	9,050	7,300		
Somerton	22,332	24,670		
Wellton	4,825	6,389		
Yuma	110,646	128,579		
TOTAL	171,674	195,688		
STATEWIDE TOTAL	\$ 9,179,606	\$ 10,509,842		

MUNICIPAL COURTS

Personnel Summary

Court	Judge	FULL-TIME EMPLOYEES			PART-TIME EMPLOYEES		
		Court/Clerk Admin.	Court/Clerk Support	Secretary Clerical	TOTAL	Judge	Support Staff
APACHE COUNTY							
Eagar	1			2			3
St. Johns	1						1
Springerville	1					2	2
TOTAL	3			2		2	5
COCHISE COUNTY							
Benson	1					1	1
Bisbee	1			1	1		2
Douglas	1			2			3
Huachuca City	1					1	1
Sierra Vista	1			2	1		3
Tombstone	1					1	1
Willcox	1				1	1	2
TOTAL	7			5	3	4	12
COCONINO COUNTY							
Flagstaff	2	1		5			8
Fredonia	1					2	1
Page	1			1	1		2
Williams	1			1			2
TOTAL	5	1		7	1	2	13
GILA COUNTY							
Globe	1	1					2
Hayden	1					1	1
Miami	1					1	1
Payson	1			1	2		2
Winkelman	1				2	2	4
TOTAL	5	1		1	2	2	7
GRAHAM COUNTY							
Pima	1						1
Safford	1	1					2
Thatcher	1						1
TOTAL	3	1					4
GREENLEE COUNTY							
Clifton	1						1
Duncan	1					1	1
TOTAL	2					1	2
MARICOPA COUNTY							
Avondale	1			1		1	2
Buckeye	1			1			2
Chandler	1		1	3		1	5
El Mirage	1			1			2
Gila Bend	1					1	1
Gilbert	1					1	1
Glendale	2			4		1	6
Goodyear	1						1
Guadalupe	1						1
Mesa	3			14		5	17
Paradise Valley				1	6	1	7
Peoria	1	1			1	2	3
Phoenix	15	4	49	99	18	12	167
Scottsdale	2	1		9			11
Surprise	1						1
Tempe	2			5		4	7
Tolleson	1			1			2
Wickenburg	1					1	1
Youngtown	1					1	1
TOTAL	37	6	50	139	25	32	232

MUNICIPAL COURTS

Personnel Summary - Cont.

Court	Judge	FULL-TIME EMPLOYEES			PART-TIME EMPLOYEES		
		Court/Clerk Admin.	Court/Clerk Support	Secretary Clerical	TOTAL	Judge	Support Staff
MOHAVE COUNTY							
Kingman	1			1			2
Lake Havasu	1		1	2		1	4
TOTAL	2		1	3		1	6
NAVAJO COUNTY							
Holbrook	2					1	1
Show Low	1			1			2
Snowflake	1					1	1
Taylor	1						1
Winslow	1			2			3
TOTAL	6			3		2	9
PIMA COUNTY							
Marana	1					1	1
Oro Valley	1			1		1	2
South Tucson	1			2			3
Tucson	7	2	7	23	3	2	39
TOTAL	10	2	7	26	3	2	45
PINAL COUNTY							
Apache Junction	1			2			3
Casa Grande	1	1				1	2
Coolidge	1						1
Eloy	1			1			2
Florence	1						1
Kearny	1			1			2
Mammoth	1			1			2
Superior	1	1		5		2	7
TOTAL	8	1		5		2	15
SANTA CRUZ COUNTY							
Nogales	1			3			4
Patagonia	1						1
TOTAL	2			3			5
YAVAPAI COUNTY							
Chino Valley	1						1
Clarkdale	1			1		1	2
Cottonwood	1						1
Jerome	1			1			2
Prescott	1			3			4
Prescott Valley	1			1			2
TOTAL	6			6		1	12
YUMA COUNTY							
Parker	1			1		1	2
San Luis	1						1
Somerton	1					1	1
Wellton	1						1
Yuma	1			4			5
TOTAL	5			5		1	10
STATE TOTAL	<u>96</u>	<u>12</u>	<u>58</u>	<u>204</u>	<u>38</u>	<u>51</u>	<u>370</u>

MUNICIPAL COURTS

EAGAR, APACHE COUNTY - 1981 CASELOAD STATISTICS

MISDEMEANOR		TRAFFIC	NON-TRAFFIC	TOTAL
BEGINNING PENDING	UNDER 150 DAYS	69	9	78
	150 DAYS AND OVER	171	20	191
TOTAL PENDING		240	29	269
FILINGS		767	24	791
TRANSFERRED IN		6		6
TOTAL ON FILE		1,013	53	1,066
TERMINATIONS:				
TRANSFERRED OUT		8		
PLEA &/OR BOND FORFEITURE		515		
PLEA TO LESSER CHARGE		17		
DISMISSED		69		
OUT OF JURISDICTION		7		
COURT TRIAL				
JURY TRIAL				
TOTAL TERMINATIONS		616	16	632
ENDING PENDING	UNDER 150 DAYS	269	32	301
	150 DAYS AND OVER	128	5	133
TOTAL PENDING*		397	37	434

DOMESTIC VIOLENCE: Petitions for Order of Protection Filed: 0 Requests for Hearing: 0
 *Includes 23 traffic and 0 non-traffic defendants with warrants issued.

ST. JOHNS, APACHE COUNTY - 1981 CASELOAD STATISTICS

MISDEMEANOR		TRAFFIC	NON-TRAFFIC	TOTAL
BEGINNING PENDING	UNDER 150 DAYS	174	3	177
	150 DAYS AND OVER	74	25	99
TOTAL PENDING		248	28	276
FILINGS		334	120	454
TRANSFERRED IN		21		21
TOTAL ON FILE		603	148	751
TERMINATIONS:				
TRANSFERRED OUT		67		
PLEA &/OR BOND FORFEITURE		270		
PLEA TO LESSER CHARGE		6		
DISMISSED		60		
OUT OF JURISDICTION		93		
COURT TRIAL				
JURY TRIAL				
TOTAL TERMINATIONS		496	123	619
ENDING PENDING	UNDER 150 DAYS	107	16	123
	150 DAYS AND OVER	0	9	9
TOTAL PENDING*		107	25	132

DOMESTIC VIOLENCE: Petitions for Order of Protection Filed: 0 Requests for Hearing: 0
 *Includes 13 traffic and 9 non-traffic defendants with warrants issued.

MUNICIPAL COURTS

SPRINGVILLE, APACHE COUNTY - 1981 CASELOAD STATISTICS

MISDEMEANOR		TRAFFIC	NON-TRAFFIC	TOTAL
BEGINNING PENDING	UNDER 150 DAYS	125	14	139
	150 DAYS AND OVER	289	7	296
TOTAL PENDING		414	21	435
FILINGS		311	38	349
TRANSFERRED IN				
TOTAL ON FILE		725	59	784
TERMINATIONS:				
TRANSFERRED OUT		2		
PLEA &/OR BOND FORFEITURE		225		
PLEA TO LESSER CHARGE		14		
DISMISSED		44		
OUT OF JURISDICTION		67		
COURT TRIAL				
JURY TRIAL				
TOTAL TERMINATIONS		352	45	397
ENDING PENDING	UNDER 150 DAYS	163	14	177
	150 DAYS AND OVER	210	0	210
TOTAL PENDING*		373	14	387

DOMESTIC VIOLENCE: Petitions for Order of Protection Filed: 1 Requests for Hearing: 0
 *Includes 52 traffic and 0 non-traffic defendants with warrants issued.

BENSON, COCHISE COUNTY - 1981 CASELOAD STATISTICS

MISDEMEANOR		TRAFFIC	NON-TRAFFIC	TOTAL
BEGINNING PENDING	UNDER 150 DAYS	169	22	191
	150 DAYS AND OVER	31	0	31
TOTAL PENDING		200	22	222
FILINGS		689	135	824
TRANSFERRED IN		1		1
TOTAL ON FILE		890	157	1,047
TERMINATIONS:				
TRANSFERRED OUT				
PLEA &/OR BOND FORFEITURE		540		
PLEA TO LESSER CHARGE		4		
DISMISSED		48		
OUT OF JURISDICTION		97		
COURT TRIAL		15		
JURY TRIAL				
TOTAL TERMINATIONS		704	151	855
ENDING PENDING	UNDER 150 DAYS	153	6	159
	150 DAYS AND OVER	33	0	33
TOTAL PENDING*		186	6	192

DOMESTIC VIOLENCE: Petitions for Order of Protection Filed: 5 Requests for Hearing: 0
 *Includes 77 traffic and 5 non-traffic defendants with warrants issued.

MUNICIPAL COURTS

BISBEE, COCHISE COUNTY - 1981 CASELOAD STATISTICS

MISDEMEANOR		TRAFFIC	NON-TRAFFIC	TOTAL
BEGINNING PENDING	UNDER 150 DAYS	31	19	50
	150 DAYS AND OVER	0	0	0
TOTAL PENDING		31	19	50
FILINGS		1,019	188	1,207
TRANSFERRED IN				
TOTAL ON FILE		1,050	207	1,257
TERMINATIONS:				
TRANSFERRED OUT		24		
PLEA &/OR BOND FORFEITURE		856		
PLEA TO LESSER CHARGE		4		
DISMISSED		15		
OUT OF JURISDICTION				
COURT TRIAL		125		
JURY TRIAL				
TOTAL TERMINATIONS		1,024	200	1,224
ENDING PENDING	UNDER 150 DAYS	26	7	33
	150 DAYS AND OVER	0	0	0
TOTAL PENDING*		26	7	33

DOMESTIC VIOLENCE: Petitions for Order of Protection Filed: 0 Requests for Hearing: 0
 *Includes 0 traffic and 0 non-traffic defendants with warrants issued.

DOUGLAS, COCHISE COUNTY - 1981 CASELOAD STATISTICS

MISDEMEANOR		TRAFFIC	NON-TRAFFIC	TOTAL
BEGINNING PENDING	UNDER 150 DAYS	55	38	93
	150 DAYS AND OVER	0	0	0
TOTAL PENDING		55	38	93
FILINGS		3,214	1,372	4,586
TRANSFERRED IN				
TOTAL ON FILE		3,269	1,410	4,679
TERMINATIONS:				
TRANSFERRED OUT				
PLEA &/OR BOND FORFEITURE		1,469		
PLEA TO LESSER CHARGE		30		
DISMISSED		16		
OUT OF JURISDICTION		26		
COURT TRIAL		1,676		
JURY TRIAL				
TOTAL TERMINATIONS		3,217	1,398	4,615
ENDING PENDING	UNDER 150 DAYS	52	12	64
	150 DAYS AND OVER	0	0	0
TOTAL PENDING*		52	12	64

DOMESTIC VIOLENCE: Petitions for Order of Protection Filed: 94 Requests for Hearing: 1
 *Includes 0 traffic and 5 non-traffic defendants with warrants issued.

MUNICIPAL COURTS

HUACHUCA CITY, COCHISE COUNTY - 1981 CASELOAD STATISTICS

MISDEMEANOR		TRAFFIC	NON-TRAFFIC	TOTAL
BEGINNING PENDING	UNDER 150 DAYS	61	15	76
	150 DAYS AND OVER	9	0	9
TOTAL PENDING		70	15	85
FILINGS		673	70	743
TRANSFERRED IN		3		3
TOTAL ON FILE		746	85	831
TERMINATIONS:				
TRANSFERRED OUT		12		
PLEA &/OR BOND FORFEITURE		612		
PLEA TO LESSER CHARGE		5		
DISMISSED		45		
OUT OF JURISDICTION		2		
COURT TRIAL		7		
JURY TRIAL				
TOTAL TERMINATIONS		683	72	755
ENDING PENDING	UNDER 150 DAYS	27	4	31
	150 DAYS AND OVER	36	9	45
TOTAL PENDING*		63	13	76

DOMESTIC VIOLENCE: Petitions for Order of Protection Filed: 4 Requests for Hearing: 0
 *Includes 8 traffic and 3 non-traffic defendants with warrants issued.

SIERRA VISTA, COCHISE COUNTY - 1981 CASELOAD STATISTICS

MISDEMEANOR		TRAFFIC	NON-TRAFFIC	TOTAL
BEGINNING PENDING	UNDER 150 DAYS	140	24	164
	150 DAYS AND OVER	59	0	59
TOTAL PENDING		199	24	223
FILINGS		2,713	250	2,963
TRANSFERRED IN		1		1
TOTAL ON FILE		2,913	274	3,187
TERMINATIONS:				
TRANSFERRED OUT		8		
PLEA &/OR BOND FORFEITURE		2,493		
PLEA TO LESSER CHARGE		36		
DISMISSED		61		
OUT OF JURISDICTION		4		
COURT TRIAL		42		
JURY TRIAL				
TOTAL TERMINATIONS		2,644	247	2,891
ENDING PENDING	UNDER 150 DAYS	188	4	192
	150 DAYS AND OVER	81	23	104
TOTAL PENDING*		269	27	296

DOMESTIC VIOLENCE: Petitions for Order of Protection Filed: 25 Requests for Hearing: 2
 *Includes 60 traffic and 7 non-traffic defendants with warrants issued.

MUNICIPAL COURTS

TOMBSTONE, COCHISE COUNTY - 1981 CASELOAD STATISTICS

MISDEMEANOR		TRAFFIC	NON-TRAFFIC	TOTAL
BEGINNING PENDING	UNDER 150 DAYS	6	0	6
	150 DAYS AND OVER	78	22	100
TOTAL PENDING		84	22	106
FILINGS		977	50	1,027
TRANSFERRED IN		72	6	78
TOTAL ON FILE		1,133	78	1,211
TERMINATIONS:				
TRANSFERRED OUT		16		
PLEA &/OR BOND FORFEITURE		767		
PLEA TO LESSER CHARGE		8		
DISMISSED		69		
OUT OF JURISDICTION				
COURT TRIAL		14		
JURY TRIAL				
TOTAL TERMINATIONS		874	46	920
ENDING PENDING	UNDER 150 DAYS	56	6	62
	150 DAYS AND OVER	203	26	229
TOTAL PENDING*		259	32	291

DOMESTIC VIOLENCE: Petitions for Order of Protection Filed: 2 Requests for Hearing: 0
 *Includes 110 traffic and 17 non-traffic defendants with warrants issued.

WILLCOX, COCHISE COUNTY - 1981 CASELOAD STATISTICS

MISDEMEANOR		TRAFFIC	NON-TRAFFIC	TOTAL
BEGINNING PENDING	UNDER 150 DAYS	36	28	64
	150 DAYS AND OVER	43	18	61
TOTAL PENDING		79	46	125
FILINGS		1,214	204	1,418
TRANSFERRED IN				
TOTAL ON FILE		1,293	250	1,543
TERMINATIONS:				
TRANSFERRED OUT		212		
PLEA &/OR BOND FORFEITURE		706		
PLEA TO LESSER CHARGE		12		
DISMISSED		167		
OUT OF JURISDICTION		35		
COURT TRIAL		11		
JURY TRIAL				
TOTAL TERMINATIONS		1,143	216	1,359
ENDING PENDING	UNDER 150 DAYS	69	20	89
	150 DAYS AND OVER	81	14	95
TOTAL PENDING*		150	34	184

DOMESTIC VIOLENCE: Petitions for Order of Protection Filed: 2 Requests for Hearing: 2
 *Includes 73 traffic and 17 non-traffic defendants with warrants issued.

MUNICIPAL COURTS

FLAGSTAFF, COCONINO COUNTY - 1981 CASELOAD STATISTICS

MISDEMEANOR		TRAFFIC	NON-TRAFFIC	TOTAL
BEGINNING PENDING	UNDER 150 DAYS	1,741	252	1,993
	150 DAYS AND OVER	1,133	743	1,876
TOTAL PENDING		2,874	995	3,869
FILINGS		11,979	2,792	14,771
TRANSFERRED IN		4		4
TOTAL ON FILE		14,857	3,787	18,644
TERMINATIONS:				
TRANSFERRED OUT		88		
PLEA &/OR BOND FORFEITURE		8,695		
PLEA TO LESSER CHARGE		2,234		
DISMISSED		693		
OUT OF JURISDICTION		124		
COURT TRIAL		193		
JURY TRIAL		1		
TOTAL TERMINATIONS		12,028	3,728	15,756
ENDING PENDING	UNDER 150 DAYS	1,460	23	1,483
	150 DAYS AND OVER	1,369	36	1,405
TOTAL PENDING*		2,829	59	2,888

DOMESTIC VIOLENCE: Petitions for Order of Protection Filed: 42 Requests for Hearing: 3
 *Includes 323 traffic and 31 non-traffic defendants with warrants issued.

FREDONIA, COCONINO COUNTY - 1981 CASELOAD STATISTICS

MISDEMEANOR		TRAFFIC	NON-TRAFFIC	TOTAL
BEGINNING PENDING	UNDER 150 DAYS	82	4	86
	150 DAYS AND OVER	0	0	0
TOTAL PENDING		82	4	86
FILINGS		560	2	562
TRANSFERRED IN				
TOTAL ON FILE		642	6	648
TERMINATIONS:				
TRANSFERRED OUT		15		
PLEA &/OR BOND FORFEITURE		437		
PLEA TO LESSER CHARGE				
DISMISSED		12		
OUT OF JURISDICTION		82		
COURT TRIAL				
JURY TRIAL				
TOTAL TERMINATIONS		546	6	552
ENDING PENDING	UNDER 150 DAYS	41	0	41
	150 DAYS AND OVER	55	0	55
TOTAL PENDING*		96	0	96

DOMESTIC VIOLENCE: Petitions for Order of Protection Filed: 0 Requests for Hearing: 0
 *Includes 8 traffic and 0 non-traffic defendants with warrants issued.

MUNICIPAL COURTS

PAGE, COCONINO COUNTY - 1981 CASELOAD STATISTICS

MISDEMEANOR		TRAFFIC	NON-TRAFFIC	TOTAL
BEGINNING PENDING	UNDER 150 DAYS	165	180	345
	150 DAYS AND OVER	65	79	144
TOTAL PENDING		230	259	489
FILINGS		1,193	1,092	2,285
TRANSFERRED IN		54	53	107
TOTAL ON FILE		1,477	1,404	2,881
TERMINATIONS:				
TRANSFERRED OUT		34		
PLEA &/OR BOND FORFEITURE		814		
PLEA TO LESSER CHARGE		164		
DISMISSED		146		
OUT OF JURISDICTION		11		
COURT TRIAL		10		
JURY TRIAL				
TOTAL TERMINATIONS		1,179	1,036	2,215
ENDING PENDING	UNDER 150 DAYS	112	140	252
	150 DAYS AND OVER	186	228	414
TOTAL PENDING*		298	368	666

DOMESTIC VIOLENCE: Petitions for Order of Protection Filed: 7 Requests for Hearing: 0
 *Includes 120 traffic and 344 non-traffic defendants with warrants issued.

WILLIAMS, COCONINO COUNTY - 1981 CASELOAD STATISTICS

MISDEMEANOR		TRAFFIC	NON-TRAFFIC	TOTAL
BEGINNING PENDING	UNDER 150 DAYS	73	8	81
	150 DAYS AND OVER	169	2	171
TOTAL PENDING		242	10	252
FILINGS		1,266	76	1,342
TRANSFERRED IN				
TOTAL ON FILE		1,508	86	1,594
TERMINATIONS:				
TRANSFERRED OUT		4		
PLEA &/OR BOND FORFEITURE		882		
PLEA TO LESSER CHARGE		23		
DISMISSED		20		
OUT OF JURISDICTION		41		
COURT TRIAL		14		
JURY TRIAL		1		
TOTAL TERMINATIONS		985	66	1,051
ENDING PENDING	UNDER 150 DAYS	186	10	196
	150 DAYS AND OVER	337	10	347
TOTAL PENDING*		523	20	543

DOMESTIC VIOLENCE: Petitions for Order of Protection Filed: 0 Requests for Hearing: 0
 *Includes 134 traffic and 6 non-traffic defendants with warrants issued.

MUNICIPAL COURTS

GLOBE, GILA COUNTY - 1981 CASELOAD STATISTICS

MISDEMEANOR		TRAFFIC	NON-TRAFFIC	TOTAL
BEGINNING PENDING	UNDER 150 DAYS	493	232	725
	150 DAYS AND OVER	55	0	55
TOTAL PENDING		548	232	780
FILINGS		2,171	436	2,607
TRANSFERRED IN		2		2
TOTAL ON FILE		2,721	668	3,389
TERMINATIONS:				
TRANSFERRED OUT		10		
PLEA &/OR BOND FORFEITURE		1,434		
PLEA TO LESSER CHARGE		88		
DISMISSED		379		
OUT OF JURISDICTION		208		
COURT TRIAL		89		
JURY TRIAL				
TOTAL TERMINATIONS		2,208	440	2,648
ENDING PENDING	UNDER 150 DAYS	448	228	676
	150 DAYS AND OVER	65	0	65
TOTAL PENDING*		513	228	741

DOMESTIC VIOLENCE: Petitions for Order of Protection Filed: 15 Requests for Hearing: 0
 *Includes 68 traffic and 20 non-traffic defendants with warrants issued.

HAYDEN, GILA COUNTY - 1981 CASELOAD STATISTICS

MISDEMEANOR		TRAFFIC	NON-TRAFFIC	TOTAL
BEGINNING PENDING	UNDER 150 DAYS	3	1	4
	150 DAYS AND OVER	0	0	0
TOTAL PENDING		3	1	4
FILINGS		125	13	138
TRANSFERRED IN		1		1
TOTAL ON FILE		129	14	143
TERMINATIONS:				
TRANSFERRED OUT		1		
PLEA &/OR BOND FORFEITURE		115		
PLEA TO LESSER CHARGE				
DISMISSED		7		
OUT OF JURISDICTION				
COURT TRIAL				
JURY TRIAL				
TOTAL TERMINATIONS		123	12	135
ENDING PENDING	UNDER 150 DAYS	6	2	8
	150 DAYS AND OVER	0	0	0
TOTAL PENDING*		6	2	8

DOMESTIC VIOLENCE: Petitions for Order of Protection Filed: 0 Requests for Hearing: 0
 *Includes 0 traffic and 7 non-traffic defendants with warrants issued.

MUNICIPAL COURTS

MIAMI, GILA COUNTY - 1981 CASELOAD STATISTICS

MISDEMEANOR		TRAFFIC	NON-TRAFFIC	TOTAL
BEGINNING PENDING	UNDER 150 DAYS	190	12	202
	150 DAYS AND OVER	107	10	117
TOTAL PENDING		297	22	319
FILINGS		1,083	218	1,301
TRANSFERRED IN				
TOTAL ON FILE		1,380	240	1,620
TERMINATIONS:				
TRANSFERRED OUT		4		
PLEA &/OR BOND FORFEITURE		1,093		
PLEA TO LESSER CHARGE		15		
DISMISSED		91		
OUT OF JURISDICTION		4		
COURT TRIAL		30		
JURY TRIAL				
TOTAL TERMINATIONS		1,237	201	1,438
ENDING PENDING	UNDER 150 DAYS	45	22	67
	150 DAYS AND OVER	98	17	115
TOTAL PENDING*		143	39	182

DOMESTIC VIOLENCE: Petitions for Order of Protection Filed: 0 Requests for Hearing: 0
 *Includes 143 traffic and 17 non-traffic defendants with warrants issued.

PAYSON, GILA COUNTY - 1981 CASELOAD STATISTICS

MISDEMEANOR		TRAFFIC	NON-TRAFFIC	TOTAL
BEGINNING PENDING	UNDER 150 DAYS	198	26	224
	150 DAYS AND OVER	104	40	144
TOTAL PENDING		302	66	368
FILINGS		1,761	268	2,029
TRANSFERRED IN		6		6
TOTAL ON FILE		2,069	334	2,403
TERMINATIONS:				
TRANSFERRED OUT		17		
PLEA &/OR BOND FORFEITURE		1,335		
PLEA TO LESSER CHARGE		56		
DISMISSED		208		
OUT OF JURISDICTION				
COURT TRIAL		23		
JURY TRIAL				
TOTAL TERMINATIONS		1,639	212	1,851
ENDING PENDING	UNDER 150 DAYS	203	41	244
	150 DAYS AND OVER	227	81	308
TOTAL PENDING*		430	122	552

DOMESTIC VIOLENCE: Petitions for Order of Protection Filed: 0 Requests for Hearing: 0
 *Includes 173 traffic and 14 non-traffic defendants with warrants issued.

MUNICIPAL COURTS

WINKELMAN, GILA COUNTY - 1981 CASELOAD STATISTICS

MISDEMEANOR		TRAFFIC	NON-TRAFFIC	TOTAL
BEGINNING PENDING	UNDER 150 DAYS	3	1	4
	150 DAYS AND OVER	0	0	0
TOTAL PENDING		3	1	4
FILINGS		101	16	117
TRANSFERRED IN		1	1	2
TOTAL ON FILE		105	18	123
TERMINATIONS:				
TRANSFERRED OUT				
PLEA &/OR BOND FORFEITURE		97		
PLEA TO LESSER CHARGE		3		
DISMISSED		2		
OUT OF JURISDICTION		1		
COURT TRIAL		1		
JURY TRIAL				
TOTAL TERMINATIONS		104	18	122
ENDING PENDING	UNDER 150 DAYS	1	0	1
	150 DAYS AND OVER	0	0	0
TOTAL PENDING*		1	0	1

DOMESTIC VIOLENCE: Petitions for Order of Protection Filed: 0 Requests for Hearing: 0
 *Includes 0 traffic and 0 non-traffic defendants with warrants issued.

PIMA, GRAHAM COUNTY - 1981 CASELOAD STATISTICS

MISDEMEANOR		TRAFFIC	NON-TRAFFIC	TOTAL
BEGINNING PENDING	UNDER 150 DAYS	5	0	5
	150 DAYS AND OVER	0	0	0
TOTAL PENDING		5	0	5
FILINGS		150	36	186
TRANSFERRED IN				
TOTAL ON FILE		155	36	191
TERMINATIONS:				
TRANSFERRED OUT				
PLEA &/OR BOND FORFEITURE		141		
PLEA TO LESSER CHARGE		3		
DISMISSED		2		
OUT OF JURISDICTION		1		
COURT TRIAL				
JURY TRIAL				
TOTAL TERMINATIONS		147	36	183
ENDING PENDING	UNDER 150 DAYS	8	0	8
	150 DAYS AND OVER	0	0	0
TOTAL PENDING*		8	0	8

DOMESTIC VIOLENCE: Petitions for Order of Protection Filed: 2 Requests for Hearing: 0
 *Includes 0 traffic and 0 non-traffic defendants with warrants issued.

MUNICIPAL COURTS

SAFFORD, GRAHAM COUNTY - 1981 CASELOAD STATISTICS

MISDEMEANOR		TRAFFIC	NON-TRAFFIC	TOTAL
BEGINNING PENDING	UNDER 150 DAYS	49	28	77
	150 DAYS AND OVER	6	0	6
TOTAL PENDING		55	28	83
FILINGS		832	199	1,031
TRANSFERRED IN				
TOTAL ON FILE		887	227	1,114
TERMINATIONS:				
TRANSFERRED OUT				
PLEA &/OR BOND FORFEITURE		707		
PLEA TO LESSER CHARGE		8		
DISMISSED		62		
OUT OF JURISDICTION				
COURT TRIAL		12		
JURY TRIAL				
TOTAL TERMINATIONS		789	208	997
ENDING PENDING	UNDER 150 DAYS	98	16	114
	150 DAYS AND OVER	0	3	3
TOTAL PENDING*		98	19	117

DOMESTIC VIOLENCE: Petitions for Order of Protection Filed: 0 Requests for Hearing: 0
 *Includes 0 traffic and 0 non-traffic defendants with warrants issued.

THATCHER, GRAHAM COUNTY - 1981 CASELOAD STATISTICS

MISDEMEANOR		TRAFFIC	NON-TRAFFIC	TOTAL
BEGINNING PENDING	UNDER 150 DAYS	62	9	71
	150 DAYS AND OVER	0	0	0
TOTAL PENDING		62	9	71
FILINGS		172	47	219
TRANSFERRED IN				
TOTAL ON FILE		234	56	290
TERMINATIONS:				
TRANSFERRED OUT				
PLEA &/OR BOND FORFEITURE		171		
PLEA TO LESSER CHARGE		4		
DISMISSED				
OUT OF JURISDICTION		13		
COURT TRIAL				
JURY TRIAL				
TOTAL TERMINATIONS		188	51	239
ENDING PENDING	UNDER 150 DAYS	46	5	51
	150 DAYS AND OVER	0	0	0
TOTAL PENDING*		46	5	51

DOMESTIC VIOLENCE: Petitions for Order of Protection Filed: 3 Requests for Hearing: 0
 *Includes 0 traffic and 0 non-traffic defendants with warrants issued.

MUNICIPAL COURTS

CLIFTON, GREENLEE COUNTY - 1981 CASELOAD STATISTICS

MISDEMEANOR		TRAFFIC	NON-TRAFFIC	TOTAL
BEGINNING PENDING	UNDER 150 DAYS	178	24	202
	150 DAYS AND OVER	0	0	0
TOTAL PENDING		178	24	202
FILINGS		162	45	207
TRANSFERRED IN		2	1	3
TOTAL ON FILE		342	70	412
TERMINATIONS:				
TRANSFERRED OUT		2		
PLEA &/OR BOND FORFEITURE		123		
PLEA TO LESSER CHARGE		1		
DISMISSED		4		
OUT OF JURISDICTION				
COURT TRIAL				
JURY TRIAL				
TOTAL TERMINATIONS		130	43	173
ENDING PENDING	UNDER 150 DAYS	212	27	239
	150 DAYS AND OVER	0	0	0
TOTAL PENDING*		212	27	239

DOMESTIC VIOLENCE: Petitions for Order of Protection Filed: 0 Requests for Hearing: 0
 *Includes 0 traffic and 0 non-traffic defendants with warrants issued.

DUNCAN, GREENLEE COUNTY - 1981 CASELOAD STATISTICS

MISDEMEANOR		TRAFFIC	NON-TRAFFIC	TOTAL
BEGINNING PENDING	UNDER 150 DAYS	0	3	3
	150 DAYS AND OVER	5	2	7
TOTAL PENDING		5	5	10
FILINGS		59	30	89
TRANSFERRED IN				
TOTAL ON FILE		64	35	99
TERMINATIONS:				
TRANSFERRED OUT		2		
PLEA &/OR BOND FORFEITURE		41		
PLEA TO LESSER CHARGE		1		
DISMISSED		8		
OUT OF JURISDICTION		7		
COURT TRIAL				
JURY TRIAL				
TOTAL TERMINATIONS		59	34	93
ENDING PENDING	UNDER 150 DAYS	5	1	6
	150 DAYS AND OVER	0	0	0
TOTAL PENDING*		5	1	6

DOMESTIC VIOLENCE: Petitions for Order of Protection Filed: 1 Requests for Hearing: 0
 *Includes 0 traffic and 0 non-traffic defendants with warrants issued.

MUNICIPAL COURTS

AVONDALE, MARICOPA COUNTY - 1981 CASELOAD STATISTICS

MISDEMEANOR		TRAFFIC	NON-TRAFFIC	TOTAL
BEGINNING PENDING	UNDER 150 DAYS	216	37	253
	150 DAYS AND OVER	16	12	28
TOTAL PENDING		232	49	281
FILINGS		2,458	555	3,013
TRANSFERRED IN		76		76
TOTAL ON FILE		2,766	604	3,370
TERMINATIONS:				
TRANSFERRED OUT				
PLEA &/OR BOND FORFEITURE		1,961		
PLEA TO LESSER CHARGE		156		
DISMISSED		177		
OUT OF JURISDICTION		100		
COURT TRIAL		128		
JURY TRIAL		1		
TOTAL TERMINATIONS		2,523	586	3,109
ENDING PENDING	UNDER 150 DAYS	233	18	251
	150 DAYS AND OVER	10	0	10
TOTAL PENDING*		243	18	261

DOMESTIC VIOLENCE: Petitions for Order of Protection Filed: 14 Requests for Hearing: 2
 *Includes 152 traffic and 10 non-traffic defendants with warrants issued.

BUCKEYE, MARICOPA COUNTY - 1981 CASELOAD STATISTICS

MISDEMEANOR		TRAFFIC	NON-TRAFFIC	TOTAL
BEGINNING PENDING	UNDER 150 DAYS	149	9	158
	150 DAYS AND OVER	203	11	214
TOTAL PENDING		352	20	372
FILINGS		3,780	251	4,031
TRANSFERRED IN		19	1	20
TOTAL ON FILE		4,151	272	4,423
TERMINATIONS:				
TRANSFERRED OUT		22		
PLEA &/OR BOND FORFEITURE		2,320		
PLEA TO LESSER CHARGE		39		
DISMISSED		99		
OUT OF JURISDICTION		158		
COURT TRIAL		771		
JURY TRIAL				
TOTAL TERMINATIONS		3,409	220	3,629
ENDING PENDING	UNDER 150 DAYS	574	38	612
	150 DAYS AND OVER	168	14	182
TOTAL PENDING*		742	52	794

DOMESTIC VIOLENCE: Petitions for Order of Protection Filed: 0 Requests for Hearing: 0
 *Includes 295 traffic and 32 non-traffic defendants with warrants issued.

MUNICIPAL COURTS

CHANDLER, MARICOPA COUNTY - 1981 CASELOAD STATISTICS

MISDEMEANOR		TRAFFIC	NON-TRAFFIC	TOTAL
BEGINNING PENDING	UNDER 150 DAYS	949	153	1,102
	150 DAYS AND OVER	1,209	228	1,437
TOTAL PENDING		2,158	381	2,539
FILINGS		13,753	1,417	15,170
TRANSFERRED IN				
TOTAL ON FILE		15,911	1,798	17,709
TERMINATIONS:				
TRANSFERRED OUT		3		
PLEA &/OR BOND FORFEITURE		8,486		
PLEA TO LESSER CHARGE		451		
DISMISSED		2,710		
OUT OF JURISDICTION				
COURT TRIAL		264		
JURY TRIAL				
TOTAL TERMINATIONS		11,914	1,071	12,985
ENDING PENDING	UNDER 150 DAYS	1,920	260	2,180
	150 DAYS AND OVER	2,077	467	2,544
TOTAL PENDING*		3,997	727	4,724

DOMESTIC VIOLENCE: Petitions for Order of Protection Filed: 0 Requests for Hearing: 1
 *Includes 470 traffic and 243 non-traffic defendants with warrants issued.

EL MIRAGE, MARICOPA COUNTY - 1981 CASELOAD STATISTICS

MISDEMEANOR		TRAFFIC	NON-TRAFFIC	TOTAL
BEGINNING PENDING	UNDER 150 DAYS	230	21	251
	150 DAYS AND OVER	0	0	0
TOTAL PENDING		230	21	251
FILINGS		1,565	308	1,873
TRANSFERRED IN				
TOTAL ON FILE		1,795	329	2,124
TERMINATIONS:				
TRANSFERRED OUT		28		
PLEA &/OR BOND FORFEITURE		1,310		
PLEA TO LESSER CHARGE		20		
DISMISSED		251		
OUT OF JURISDICTION				
COURT TRIAL		5		
JURY TRIAL				
TOTAL TERMINATIONS		1,614	300	1,914
ENDING PENDING	UNDER 150 DAYS	143	29	172
	150 DAYS AND OVER	38	0	38
TOTAL PENDING*		181	29	210

DOMESTIC VIOLENCE: Petitions for Order of Protection Filed: 8 Requests for Hearing: 1
 *Includes 119 traffic and 16 non-traffic defendants with warrants issued.

MUNICIPAL COURTS

GILA BEND, MARICOPA COUNTY - 1981 CASELOAD STATISTICS

MISDEMEANOR		TRAFFIC	NON-TRAFFIC	TOTAL
BEGINNING PENDING	UNDER 150 DAYS	72	22	94
	150 DAYS AND OVER	8	0	8
TOTAL PENDING		80	22	102
FILINGS		760	627	1,387
TRANSFERRED IN		13	6	19
TOTAL ON FILE		853	655	1,508
TERMINATIONS:				
TRANSFERRED OUT		4		
PLEA &/OR BOND FORFEITURE		525		
PLEA TO LESSER CHARGE		33		
DISMISSED		79		
OUT OF JURISDICTION		21		
COURT TRIAL				
JURY TRIAL		1		
TOTAL TERMINATIONS		663	549	1,212
ENDING PENDING	UNDER 150 DAYS	106	83	189
	150 DAYS AND OVER	84	23	107
TOTAL PENDING*		190	106	296

DOMESTIC VIOLENCE: Petitions for Order of Protection Filed: 0 Requests for Hearing: 0
 *Includes 43 traffic and 75 non-traffic defendants with warrants issued.

GILBERT, MARICOPA COUNTY - 1981 CASELOAD STATISTICS

MISDEMEANOR		TRAFFIC	NON-TRAFFIC	TOTAL
BEGINNING PENDING	UNDER 150 DAYS	71	6	77
	150 DAYS AND OVER	0	0	0
TOTAL PENDING		71	6	77
FILINGS		641	130	771
TRANSFERRED IN		1		1
TOTAL ON FILE		713	136	849
TERMINATIONS:				
TRANSFERRED OUT		1		
PLEA &/OR BOND FORFEITURE		526		
PLEA TO LESSER CHARGE		54		
DISMISSED		42		
OUT OF JURISDICTION		18		
COURT TRIAL		15		
JURY TRIAL				
TOTAL TERMINATIONS		656	120	776
ENDING PENDING	UNDER 150 DAYS	57	16	73
	150 DAYS AND OVER	0	0	0
TOTAL PENDING*		57	16	73

DOMESTIC VIOLENCE: Petitions for Order of Protection Filed: 0 Requests for Hearing: 0
 *Includes 39 traffic and 6 non-traffic defendants with warrants issued.

MUNICIPAL COURTS

GLENDALE, MARICOPA COUNTY - 1981 CASELOAD STATISTICS

MISDEMEANOR		TRAFFIC	NON-TRAFFIC	TOTAL
BEGINNING PENDING	UNDER 150 DAYS	1,545	143	1,688
	150 DAYS AND OVER	1,911	220	2,131
TOTAL PENDING		3,456	363	3,819
FILINGS		19,904	1,297	21,201
TRANSFERRED IN				
TOTAL ON FILE		23,360	1,660	25,020
TERMINATIONS:				
TRANSFERRED OUT		5		
PLEA &/OR BOND FORFEITURE		18,751		
PLEA TO LESSER CHARGE		327		
DISMISSED		339		
OUT OF JURISDICTION		585		
COURT TRIAL		626		
JURY TRIAL				
TOTAL TERMINATIONS		20,633	1,517	22,150
ENDING PENDING	UNDER 150 DAYS	1,343	116	1,459
	150 DAYS AND OVER	1,384	27	1,411
TOTAL PENDING*		2,727	143	2,870

DOMESTIC VIOLENCE: Petitions for Order of Protection Filed: 3 Requests for Hearing: 1
 *Includes 1,736 traffic and 167 non-traffic defendants with warrants issued.

GOODYEAR, MARICOPA COUNTY - 1981 CASELOAD STATISTICS

MISDEMEANOR		TRAFFIC	NON-TRAFFIC	TOTAL
BEGINNING PENDING	UNDER 150 DAYS	30	4	34
	150 DAYS AND OVER	14	6	20
TOTAL PENDING		44	10	54
FILINGS		799	87	886
TRANSFERRED IN		31	6	37
TOTAL ON FILE		874	103	977
TERMINATIONS:				
TRANSFERRED OUT		20		
PLEA &/OR BOND FORFEITURE		657		
PLEA TO LESSER CHARGE		40		
DISMISSED		26		
OUT OF JURISDICTION				
COURT TRIAL		17		
JURY TRIAL				
TOTAL TERMINATIONS		760	84	844
ENDING PENDING	UNDER 150 DAYS	57	15	72
	150 DAYS AND OVER	57	4	61
TOTAL PENDING*		114	19	133

DOMESTIC VIOLENCE: Petitions for Order of Protection Filed: 0 Requests for Hearing: 0
 *Includes 40 traffic and 9 non-traffic defendants with warrants issued.

MUNICIPAL COURTS

GUADALUPE, MARICOPA COUNTY - 1981 CASELOAD STATISTICS

MISDEMEANOR		TRAFFIC	NON-TRAFFIC	TOTAL
BEGINNING PENDING	UNDER 150 DAYS	119	44	163
	150 DAYS AND OVER	27	0	27
TOTAL PENDING		146	44	190
FILINGS		787	234	1,021
TRANSFERRED IN		151	45	196
TOTAL ON FILE		1,084	323	1,407
TERMINATIONS:				
TRANSFERRED OUT		100		
PLEA &/OR BOND FORFEITURE		551		
PLEA TO LESSER CHARGE		20		
DISMISSED		90		
OUT OF JURISDICTION		1		
COURT TRIAL		22		
JURY TRIAL				
TOTAL TERMINATIONS		784	197	981
ENDING PENDING	UNDER 150 DAYS	169	50	229
	150 DAYS AND OVER	131	66	197
TOTAL PENDING*		300	126	426

DOMESTIC VIOLENCE: Petitions for Order of Protection Filed: 0 Requests for Hearing: 0
 *Includes 0 traffic and 46 non-traffic defendants with warrants issued.

MESA, MARICOPA COUNTY - 1981 CASELOAD STATISTICS

MISDEMEANOR		TRAFFIC	NON-TRAFFIC	TOTAL
BEGINNING PENDING	UNDER 150 DAYS	6,659	591	7,250
	150 DAYS AND OVER	633	203	836
TOTAL PENDING		7,292	794	8,086
FILINGS		50,105	3,518	53,623
TRANSFERRED IN				
TOTAL ON FILE		57,397	4,312	61,709
TERMINATIONS:				
TRANSFERRED OUT		700		
PLEA &/OR BOND FORFEITURE		40,622		
PLEA TO LESSER CHARGE		3,500		
DISMISSED		1,056		
OUT OF JURISDICTION				
COURT TRIAL		1,612		
JURY TRIAL		83		
TOTAL TERMINATIONS		47,573	3,495	51,068
ENDING PENDING	UNDER 150 DAYS	9,006	521	9,527
	150 DAYS AND OVER	818	296	1,114
TOTAL PENDING*		9,824	817	10,641

DOMESTIC VIOLENCE: Petitions for Order of Protection Filed: 0 Requests for Hearing: 0
 *Includes 3,177 traffic and 609 non-traffic defendants with warrants issued.

MUNICIPAL COURTS

PARADISE VALLEY, MARICOPA COUNTY - 1981 CASELOAD STATISTICS

MISDEMEANOR		TRAFFIC	NON-TRAFFIC	TOTAL
BEGINNING PENDING	UNDER 150 DAYS	320	8	328
	150 DAYS AND OVER	676	15	691
TOTAL PENDING		996	23	1,019
FILINGS		4,311	25	4,336
TRANSFERRED IN		153	4	157
TOTAL ON FILE		5,460	52	5,512
TERMINATIONS:				
TRANSFERRED OUT		265		
PLEA &/OR BOND FORFEITURE		3,189		
PLEA TO LESSER CHARGE		34		
DISMISSED		475		
OUT OF JURISDICTION		97		
COURT TRIAL		315		
JURY TRIAL				
TOTAL TERMINATIONS		4,375	36	4,411
ENDING PENDING	UNDER 150 DAYS	331	11	342
	150 DAYS AND OVER	754	5	759
TOTAL PENDING*		1,085	16	1,101

DOMESTIC VIOLENCE: Petitions for Order of Protection Filed: 0 Requests for Hearing: 0
 *Includes 433 traffic and 5 non-traffic defendants with warrants issued.

PEORIA, MARICOPA COUNTY - 1981 CASELOAD STATISTICS

MISDEMEANOR		TRAFFIC	NON-TRAFFIC	TOTAL
BEGINNING PENDING	UNDER 150 DAYS	731	182	913
	150 DAYS AND OVER	119	41	160
TOTAL PENDING		850	223	1,073
FILINGS		4,033	401	4,434
TRANSFERRED IN				
TOTAL ON FILE		4,883	624	5,507
TERMINATIONS:				
TRANSFERRED OUT		20		
PLEA &/OR BOND FORFEITURE		2,799		
PLEA TO LESSER CHARGE		210		
DISMISSED		233		
OUT OF JURISDICTION				
COURT TRIAL		852		
JURY TRIAL				
TOTAL TERMINATIONS		4,114	370	4,484
ENDING PENDING	UNDER 150 DAYS	689	204	893
	150 DAYS AND OVER	80	50	130
TOTAL PENDING*		769	254	1,023

DOMESTIC VIOLENCE: Petitions for Order of Protection Filed: 34 Requests for Hearing: 3
 *Includes 50 traffic and 1 non-traffic defendants with warrants issued.

MUNICIPAL COURTS

PHOENIX, MARICOPA COUNTY - 1981 CASELOAD STATISTICS

MISDEMEANOR		TRAFFIC	NON-TRAFFIC	TOTAL
BEGINNING PENDING	UNDER 150 DAYS	N/R	N/R	-
	150 DAYS AND OVER	N/R	N/R	-
TOTAL PENDING		166,435	27,089	193,524
FILINGS		307,639	27,844	335,483
TRANSFERRED IN		635		635
TOTAL ON FILE		474,709	54,933	529,642
TERMINATIONS:				
TRANSFERRED OUT		17,257		
PLEA &/OR BOND FORFEITURE		232,892		
PLEA TO LESSER CHARGE				
DISMISSED		57,047		
OUT OF JURISDICTION				
COURT TRIAL		6,474		
JURY TRIAL		696		
TOTAL TERMINATIONS		314,366	27,457	341,823
ENDING PENDING	UNDER 150 DAYS	N/R	N/R	-
	150 DAYS AND OVER	N/R	N/R	-
TOTAL PENDING*		160,343	27,476	187,819

DOMESTIC VIOLENCE: Petitions for Order of Protection Filed: 0 Requests for Hearing: 0
 *Includes 60,677 traffic and 11,532 non-traffic defendants with warrants issued.

SCOTTSDALE, MARICOPA COUNTY - 1981 CASELOAD STATISTICS

MISDEMEANOR		TRAFFIC	NON-TRAFFIC	TOTAL
BEGINNING PENDING	UNDER 150 DAYS	2,108	425	2,533
	150 DAYS AND OVER	3,843	511	4,354
TOTAL PENDING		5,951	936	6,887
FILINGS		24,625	2,454	27,079
TRANSFERRED IN		226		226
TOTAL ON FILE		30,802	3,390	34,192
TERMINATIONS:				
TRANSFERRED OUT		341		
PLEA &/OR BOND FORFEITURE		14,689		
PLEA TO LESSER CHARGE		707		
DISMISSED		7,080		
OUT OF JURISDICTION				
COURT TRIAL		1,024		
JURY TRIAL		2		
TOTAL TERMINATIONS		23,843	1,650	25,493
ENDING PENDING	UNDER 150 DAYS	3,145	1,265	4,410
	150 DAYS AND OVER	3,814	475	4,289
TOTAL PENDING*		6,959	1,740	8,699

DOMESTIC VIOLENCE: Petitions for Order of Protection Filed: 3 Requests for Hearing: 0
 *Includes 3,570 traffic and 615 non-traffic defendants with warrants issued.

MUNICIPAL COURTS

SURPRISE, MARICOPA COUNTY - 1981 CASELOAD STATISTICS

MISDEMEANOR		TRAFFIC	NON-TRAFFIC	TOTAL
BEGINNING PENDING	UNDER 150 DAYS	255	41	296
	150 DAYS AND OVER	61	7	68
TOTAL PENDING		316	48	364
FILINGS		1,209	151	1,360
TRANSFERRED IN				
TOTAL ON FILE		1,525	199	1,724
TERMINATIONS:				
TRANSFERRED OUT		4		
PLEA &/OR BOND FORFEITURE		985		
PLEA TO LESSER CHARGE		30		
DISMISSED		145		
OUT OF JURISDICTION		30		
COURT TRIAL		107		
JURY TRIAL		4		
TOTAL TERMINATIONS		1,305	182	1,487
ENDING PENDING	UNDER 150 DAYS	167	16	183
	150 DAYS AND OVER	53	1	54
TOTAL PENDING*		220	17	237

DOMESTIC VIOLENCE: Petitions for Order of Protection Filed: 8 Requests for Hearing: 1
 *Includes 85 traffic and 3 non-traffic defendants with warrants issued.

TEMPE, MARICOPA COUNTY - 1981 CASELOAD STATISTICS

MISDEMEANOR		TRAFFIC	NON-TRAFFIC	TOTAL
BEGINNING PENDING	UNDER 150 DAYS	4,364	1,606	5,970
	150 DAYS AND OVER	4,843	1,480	6,323
TOTAL PENDING		9,207	3,086	12,293
FILINGS		43,786	3,367	47,153
TRANSFERRED IN				
TOTAL ON FILE		52,993	6,453	59,446
TERMINATIONS:				
TRANSFERRED OUT		602		
PLEA &/OR BOND FORFEITURE		26,862		
PLEA TO LESSER CHARGE		1,858		
DISMISSED		10,378		
OUT OF JURISDICTION		6		
COURT TRIAL		2,971		
JURY TRIAL		1		
TOTAL TERMINATIONS		42,678	3,475	46,153
ENDING PENDING	UNDER 150 DAYS	5,803	1,757	7,560
	150 DAYS AND OVER	4,512	1,221	5,733
TOTAL PENDING*		10,315	2,978	13,293

DOMESTIC VIOLENCE: Petitions for Order of Protection Filed: 14 Requests for Hearing: 0
 *Includes 4,150 traffic and 1,366 non-traffic defendants with warrants issued.

MUNICIPAL COURTS

TOLLESON, MARICOPA COUNTY - 1981 CASELOAD STATISTICS

MISDEMEANOR		TRAFFIC	NON-TRAFFIC	TOTAL
BEGINNING PENDING	UNDER 150 DAYS	344	23	367
	150 DAYS AND OVER	506	18	524
TOTAL PENDING		850	41	891
FILINGS		1,707	271	1,978
TRANSFERRED IN		3	20	23
TOTAL ON FILE		2,560	332	2,892
TERMINATIONS:				
TRANSFERRED OUT		640		
PLEA &/OR BOND FORFEITURE		874		
PLEA TO LESSER CHARGE		55		
DISMISSED		214		
OUT OF JURISDICTION				
COURT TRIAL		53		
JURY TRIAL				
TOTAL TERMINATIONS		1,836	228	2,064
ENDING PENDING	UNDER 150 DAYS	479	43	522
	150 DAYS AND OVER	245	61	306
TOTAL PENDING*		724	104	828

DOMESTIC VIOLENCE: Petitions for Order of Protection Filed: 0 Requests for Hearing: 0
 *Includes 259 traffic and 8 non-traffic defendants with warrants issued.

WICKENBURG, MARICOPA COUNTY - 1981 CASELOAD STATISTICS

MISDEMEANOR		TRAFFIC	NON-TRAFFIC	TOTAL
BEGINNING PENDING	UNDER 150 DAYS	142	52	194
	150 DAYS AND OVER	340	8	348
TOTAL PENDING		482	60	542
FILINGS		1,072	152	1,224
TRANSFERRED IN		10	9	19
TOTAL ON FILE		1,564	221	1,785
TERMINATIONS:				
TRANSFERRED OUT		59		
PLEA &/OR BOND FORFEITURE		795		
PLEA TO LESSER CHARGE		126		
DISMISSED		33		
OUT OF JURISDICTION		18		
COURT TRIAL		9		
JURY TRIAL				
TOTAL TERMINATIONS		1,040	148	1,188
ENDING PENDING	UNDER 150 DAYS	230	30	260
	150 DAYS AND OVER	294	43	337
TOTAL PENDING*		524	73	597

DOMESTIC VIOLENCE: Petitions for Order of Protection Filed: 0 Requests for Hearing: 0
 *Includes 323 traffic and 50 non-traffic defendants with warrants issued.

MUNICIPAL COURTS

YOUNGTOWN, MARICOPA COUNTY - 1981 CASELOAD STATISTICS

MISDEMEANOR		TRAFFIC	NON-TRAFFIC	TOTAL
BEGINNING PENDING	UNDER 150 DAYS	35	1	36
	150 DAYS AND OVER	12	1	13
TOTAL PENDING		47	2	49
FILINGS		455	57	512
TRANSFERRED IN		1		1
TOTAL ON FILE		503	59	562
TERMINATIONS:				
TRANSFERRED OUT		45		
PLEA &/OR BOND FORFEITURE		379		
PLEA TO LESSER CHARGE		15		
DISMISSED				
OUT OF JURISDICTION				
COURT TRIAL		53		
JURY TRIAL				
TOTAL TERMINATIONS		492	54	546
ENDING PENDING	UNDER 150 DAYS	7	1	8
	150 DAYS AND OVER	4	4	8
TOTAL PENDING*		11	5	16

DOMESTIC VIOLENCE: Petitions for Order of Protection Filed: 0 Requests for Hearing: 0
 *Includes 5 traffic and 5 non-traffic defendants with warrants issued.

KINGMAN, MOHAVE COUNTY - 1981 CASELOAD STATISTICS

MISDEMEANOR		TRAFFIC	NON-TRAFFIC	TOTAL
BEGINNING PENDING	UNDER 150 DAYS	378	42	420
	150 DAYS AND OVER	517	59	576
TOTAL PENDING		895	101	996
FILINGS		3,446	412	3,858
TRANSFERRED IN		35	9	44
TOTAL ON FILE		4,376	522	4,898
TERMINATIONS:				
TRANSFERRED OUT		247		
PLEA &/OR BOND FORFEITURE		2,214		
PLEA TO LESSER CHARGE		97		
DISMISSED		620		
OUT OF JURISDICTION		276		
COURT TRIAL		210		
JURY TRIAL				
TOTAL TERMINATIONS		3,664	387	4,051
ENDING PENDING	UNDER 150 DAYS	416	79	495
	150 DAYS AND OVER	296	56	352
TOTAL PENDING*		712	135	847

DOMESTIC VIOLENCE: Petitions for Order of Protection Filed: 6 Requests for Hearing: 1
 *Includes 352 traffic and 25 non-traffic defendants with warrants issued.

MUNICIPAL COURTS

LAKE HAVASU CITY, MOHAVE COUNTY - 1981 CASELOAD STATISTICS

MISDEMEANOR		TRAFFIC	NON-TRAFFIC	TOTAL
BEGINNING PENDING	UNDER 150 DAYS	531	19	550
	150 DAYS AND OVER	58	0	58
TOTAL PENDING		589	19	608
FILINGS		1,732	305	2,037
TRANSFERRED IN		38	74	112
TOTAL ON FILE		2,359	398	2,757
TERMINATIONS:				
TRANSFERRED OUT		89		
PLEA &/OR BOND FORFEITURE		1,484		
PLEA TO LESSER CHARGE		13		
DISMISSED		241		
OUT OF JURISDICTION		136		
COURT TRIAL		147		
JURY TRIAL		7		
TOTAL TERMINATIONS		2,117	315	2,432
ENDING PENDING	UNDER 150 DAYS	121	38	159
	150 DAYS AND OVER	121	45	166
TOTAL PENDING*		242	83	325

DOMESTIC VIOLENCE: Petitions for Order of Protection Filed: 0 Requests for Hearing: 0
 *Includes 81 traffic and 63 non-traffic defendants with warrants issued.

HOLBROOK, NAVAJO COUNTY - 1981 CASELOAD STATISTICS

MISDEMEANOR		TRAFFIC	NON-TRAFFIC	TOTAL
BEGINNING PENDING	UNDER 150 DAYS	562	27	589
	150 DAYS AND OVER	122	18	140
TOTAL PENDING		684	45	729
FILINGS		1,888	795	2,683
TRANSFERRED IN		7	4	11
TOTAL ON FILE		2,579	844	3,423
TERMINATIONS:				
TRANSFERRED OUT		417		
PLEA &/OR BOND FORFEITURE		1,351		
PLEA TO LESSER CHARGE		71		
DISMISSED		204		
OUT OF JURISDICTION		191		
COURT TRIAL		77		
JURY TRIAL				
TOTAL TERMINATIONS		2,311	797	3,108
ENDING PENDING	UNDER 150 DAYS	124	23	147
	150 DAYS AND OVER	144	24	168
TOTAL PENDING*		268	47	315

DOMESTIC VIOLENCE: Petitions for Order of Protection Filed: 6 Requests for Hearing: 1
 *Includes 191 traffic and 27 non-traffic defendants with warrants issued.

MUNICIPAL COURTS

SHOW LOW, NAVAJO COUNTY - 1981 CASELOAD STATISTICS

MISDEMEANOR		TRAFFIC	NON-TRAFFIC	TOTAL
BEGINNING PENDING	UNDER 150 DAYS	385	21	406
	150 DAYS AND OVER	364	9	373
TOTAL PENDING		749	30	779
FILINGS		1,891	144	2,035
TRANSFERRED IN		1		1
TOTAL ON FILE		2,641	174	2,815
TERMINATIONS:				
TRANSFERRED OUT		38		
PLEA &/OR BOND FORFEITURE		1,414		
PLEA TO LESSER CHARGE		32		
DISMISSED		110		
OUT OF JURISDICTION		16		
COURT TRIAL		89		
JURY TRIAL		1		
TOTAL TERMINATIONS		1,700	131	1,831
ENDING PENDING	UNDER 150 DAYS	544	40	584
	150 DAYS AND OVER	397	3	400
TOTAL PENDING*		941	43	984

DOMESTIC VIOLENCE: Petitions for Order of Protection Filed: 0 Requests for Hearing: 0
 *Includes 397 traffic and 15 non-traffic defendants with warrants issued.

SNOWFLAKE, NAVAJO COUNTY - 1981 CASELOAD STATISTICS^a

MISDEMEANOR		TRAFFIC	NON-TRAFFIC	TOTAL
BEGINNING PENDING	UNDER 150 DAYS	0	0	0
	150 DAYS AND OVER	0	0	0
TOTAL PENDING		0	0	0
FILINGS		357	51	408
TRANSFERRED IN		4		4
TOTAL ON FILE		361	51	412
TERMINATIONS:				
TRANSFERRED OUT		2		
PLEA &/OR BOND FORFEITURE		208		
PLEA TO LESSER CHARGE		8		
DISMISSED		98		
OUT OF JURISDICTION				
COURT TRIAL		6		
JURY TRIAL				
TOTAL TERMINATIONS		322	36	358
ENDING PENDING	UNDER 150 DAYS	39	15	54
	150 DAYS AND OVER	0	0	0
TOTAL PENDING*		39	15	54

DOMESTIC VIOLENCE: Petitions for Order of Protection Filed: 0 Requests for Hearing: 0
 *Includes 7 traffic and 0 non-traffic defendants with warrants issued.
^aFigures are for February through December only; beginning pending figures were not available.

MUNICIPAL COURTS

TAYLOR, NAVAJO COUNTY - 1981 CASELOAD STATISTICS

MISDEMEANOR		TRAFFIC	NON-TRAFFIC	TOTAL
BEGINNING PENDING	UNDER 150 DAYS	25	0	25
	150 DAYS AND OVER	14	1	15
TOTAL PENDING		39	1	40
FILINGS		285	7	292
TRANSFERRED IN				
TOTAL ON FILE		324	8	332
TERMINATIONS:				
TRANSFERRED OUT		11		
PLEA &/OR BOND FORFEITURE		141		
PLEA TO LESSER CHARGE				
DISMISSED		105		
OUT OF JURISDICTION				
COURT TRIAL		20		
JURY TRIAL				
TOTAL TERMINATIONS		277	8	285
ENDING PENDING	UNDER 150 DAYS	36	0	36
	150 DAYS AND OVER	11	0	11
TOTAL PENDING*		47	0	47

DOMESTIC VIOLENCE: Petitions for Order of Protection Filed: 1 Requests for Hearing: 0
 *Includes 16 traffic and 0 non-traffic defendants with warrants issued.

WINSLOW, NAVAJO COUNTY - 1981 CASELOAD STATISTICS

MISDEMEANOR		TRAFFIC	NON-TRAFFIC	TOTAL
BEGINNING PENDING	UNDER 150 DAYS	219	58	277
	150 DAYS AND OVER	1,079	269	1,348
TOTAL PENDING		1,298	327	1,625
FILINGS		1,379	1,006	2,385
TRANSFERRED IN		4	1	5
TOTAL ON FILE		2,681	1,334	4,015
TERMINATIONS:				
TRANSFERRED OUT		8		
PLEA &/OR BOND FORFEITURE		1,068		
PLEA TO LESSER CHARGE		53		
DISMISSED		209		
OUT OF JURISDICTION		51		
COURT TRIAL		7		
JURY TRIAL				
TOTAL TERMINATIONS		1,396	885	2,281
ENDING PENDING	UNDER 150 DAYS	121	60	181
	150 DAYS AND OVER	1,164	389	1,553
TOTAL PENDING*		1,285	449	1,734

DOMESTIC VIOLENCE: Petitions for Order of Protection Filed: 0 Requests for Hearing: 0
 *Includes 1,150 traffic and 313 non-traffic defendants with warrants issued.

MUNICIPAL COURTS

MARANA, PIMA COUNTY - 1981 CASELOAD STATISTICS

MISDEMEANOR		TRAFFIC	NON-TRAFFIC	TOTAL
BEGINNING PENDING	UNDER 150 DAYS	381	17	398
	150 DAYS AND OVER	0	0	0
TOTAL PENDING		381	17	398
FILINGS		323	30	353
TRANSFERRED IN		39		39
TOTAL ON FILE		743	47	790
TERMINATIONS:				
TRANSFERRED OUT		16		
PLEA &/OR BOND FORFEITURE		330		
PLEA TO LESSER CHARGE		4		
DISMISSED		14		
OUT OF JURISDICTION				
COURT TRIAL		7		
JURY TRIAL				
TOTAL TERMINATIONS		371	35	406
ENDING PENDING	UNDER 150 DAYS	372	12	384
	150 DAYS AND OVER	0	0	0
TOTAL PENDING*		372	12	384

DOMESTIC VIOLENCE: Petitions for Order of Protection Filed: 1 Requests for Hearing: 0
 *Includes 228 traffic and 0 non-traffic defendants with warrants issued.

ORO VALLEY, PIMA COUNTY - 1981 CASELOAD STATISTICS

MISDEMEANOR		TRAFFIC	NON-TRAFFIC	TOTAL
BEGINNING PENDING	UNDER 150 DAYS	396	1	397
	150 DAYS AND OVER	205	0	205
TOTAL PENDING		601	1	602
FILINGS		1,294	20	1,314
TRANSFERRED IN				
TOTAL ON FILE		1,895	21	1,916
TERMINATIONS:				
TRANSFERRED OUT				
PLEA &/OR BOND FORFEITURE		995		
PLEA TO LESSER CHARGE		24		
DISMISSED		118		
OUT OF JURISDICTION				
COURT TRIAL		102		
JURY TRIAL				
TOTAL TERMINATIONS		1,239	17	1,256
ENDING PENDING	UNDER 150 DAYS	635	4	639
	150 DAYS AND OVER	21	0	21
TOTAL PENDING*		656	4	660

DOMESTIC VIOLENCE: Petitions for Order of Protection Filed: 0 Requests for Hearing: 0
 *Includes 371 traffic and 0 non-traffic defendants with warrants issued.

MUNICIPAL COURTS

SOUTH TUCSON, PIMA COUNTY - 1981 CASELOAD STATISTICS^a

MISDEMEANOR		TRAFFIC	NON-TRAFFIC	TOTAL
BEGINNING PENDING	UNDER 150 DAYS	2,263	388	2,651
	150 DAYS AND OVER	943	1,478	2,421
TOTAL PENDING		3,206	1,866	5,072
FILINGS		5,746	618	6,364
TRANSFERRED IN		10	5	15
TOTAL ON FILE		8,962	2,489	11,451
TERMINATIONS:				
TRANSFERRED OUT		182		
PLEA &/OR BOND FORFEITURE		3,686		
PLEA TO LESSER CHARGE		49		
DISMISSED		415		
OUT OF JURISDICTION				
COURT TRIAL		11		
JURY TRIAL				
TOTAL TERMINATIONS		4,343	394	4,737
ENDING PENDING	UNDER 150 DAYS	3,019	392	3,411
	150 DAYS AND OVER	1,600	1,703	3,303
TOTAL PENDING*		4,619	2,095	6,714

DOMESTIC VIOLENCE: Petitions for Order of Protection Filed: 6 Requests for Hearing: 0
 *Includes 2,359 traffic and 1,900 non-traffic defendants with warrants issued.
^aFigures are for January through November only.

TUCSON, PIMA COUNTY - 1981 CASELOAD STATISTICS

MISDEMEANOR		TRAFFIC	NON-TRAFFIC	TOTAL
BEGINNING PENDING	UNDER 150 DAYS	N/R	N/R	-
	150 DAYS AND OVER	N/R	N/R	-
TOTAL PENDING		38,983	19,794	58,777
FILINGS		90,947	29,909	120,856
TRANSFERRED IN				
TOTAL ON FILE		129,930	49,703	179,633
TERMINATIONS:				
TRANSFERRED OUT		71		
PLEA &/OR BOND FORFEITURE		45,547		
PLEA TO LESSER CHARGE		217		
DISMISSED		2,999		
OUT OF JURISDICTION				
COURT TRIAL		3,893		
JURY TRIAL		25		
TOTAL TERMINATIONS		52,752	13,006	65,758
ENDING PENDING	UNDER 150 DAYS	N/R	N/R	-
	150 DAYS AND OVER	N/R	N/R	-
TOTAL PENDING*		77,178	36,697	113,875

DOMESTIC VIOLENCE: Petitions for Order of Protection Filed: 554 Requests for Hearing: 111
 *Includes 9,017 traffic and 5,106 non-traffic defendants with warrants issued.

MUNICIPAL COURTS

APACHE JUNCTION, PINAL COUNTY - 1981 CASELOAD STATISTICS

MISDEMEANOR		TRAFFIC	NON-TRAFFIC	TOTAL
BEGINNING PENDING	UNDER 150 DAYS	744	72	816
	150 DAYS AND OVER	0	0	0
TOTAL PENDING		744	72	816
FILINGS		2,731	351	3,082
TRANSFERRED IN		2		2
TOTAL ON FILE		3,477	423	3,900
TERMINATIONS:				
TRANSFERRED OUT		8		
PLEA &/OR BOND FORFEITURE		2,144		
PLEA TO LESSER CHARGE		118		
DISMISSED		267		
OUT OF JURISDICTION		1		
COURT TRIAL		57		
JURY TRIAL		1		
TOTAL TERMINATIONS		2,596	341	2,937
ENDING PENDING	UNDER 150 DAYS	881	82	963
	150 DAYS AND OVER	0	0	0
TOTAL PENDING*		881	82	963

DOMESTIC VIOLENCE: Petitions for Order of Protection Filed: 20 Requests for Hearing: 4
 *Includes 339 traffic and 39 non-traffic defendants with warrants issued.

CASA GRANDE, PINAL COUNTY - 1981 CASELOAD STATISTICS

MISDEMEANOR		TRAFFIC	NON-TRAFFIC	TOTAL
BEGINNING PENDING	UNDER 150 DAYS	220	17	237
	150 DAYS AND OVER	387	63	450
TOTAL PENDING		607	80	687
FILINGS		3,860	914	4,774
TRANSFERRED IN		98	18	116
TOTAL ON FILE		4,565	1,012	5,577
TERMINATIONS:				
TRANSFERRED OUT		302		
PLEA &/OR BOND FORFEITURE		3,177		
PLEA TO LESSER CHARGE		169		
DISMISSED		243		
OUT OF JURISDICTION		11		
COURT TRIAL		100		
JURY TRIAL				
TOTAL TERMINATIONS		4,002	885	4,887
ENDING PENDING	UNDER 150 DAYS	353	51	404
	150 DAYS AND OVER	210	76	286
TOTAL PENDING*		563	127	690

DOMESTIC VIOLENCE: Petitions for Order of Protection Filed: 30 Requests for Hearing: 4
 *Includes 322 traffic and 49 non-traffic defendants with warrants issued.

MUNICIPAL COURTS

COOLIDGE, PINAL COUNTY - 1981 CASELOAD STATISTICS

MISDEMEANOR		TRAFFIC	NON-TRAFFIC	TOTAL
BEGINNING PENDING	UNDER 150 DAYS	27	6	33
	150 DAYS AND OVER	19	25	44
TOTAL PENDING		46	31	77
FILINGS		1,056	372	1,428
TRANSFERRED IN		4		4
TOTAL ON FILE		1,106	403	1,509
TERMINATIONS:				
TRANSFERRED OUT		10		
PLEA &/OR BOND FORFEITURE		677		
PLEA TO LESSER CHARGE		84		
DISMISSED		85		
OUT OF JURISDICTION		1		
COURT TRIAL		105		
JURY TRIAL				
TOTAL TERMINATIONS		962	343	1,305
ENDING PENDING	UNDER 150 DAYS	77	12	89
	150 DAYS AND OVER	67	48	115
TOTAL PENDING*		144	60	204

DOMESTIC VIOLENCE: Petitions for Order of Protection Filed: 19 Requests for Hearing: 0
 *Includes 82 traffic and 23 non-traffic defendants with warrants issued.

ELOY, PINAL COUNTY - 1981 CASELOAD STATISTICS

MISDEMEANOR		TRAFFIC	NON-TRAFFIC	TOTAL
BEGINNING PENDING	UNDER 150 DAYS	58	12	70
	150 DAYS AND OVER	140	34	174
TOTAL PENDING		198	46	244
FILINGS		915	264	1,179
TRANSFERRED IN		119	13	132
TOTAL ON FILE		1,232	323	1,555
TERMINATIONS:				
TRANSFERRED OUT		59		
PLEA &/OR BOND FORFEITURE		799		
PLEA TO LESSER CHARGE		32		
DISMISSED		14		
OUT OF JURISDICTION		4		
COURT TRIAL		22		
JURY TRIAL				
TOTAL TERMINATIONS		930	257	1,187
ENDING PENDING	UNDER 150 DAYS	96	43	139
	150 DAYS AND OVER	206	23	229
TOTAL PENDING*		302	66	368

DOMESTIC VIOLENCE: Petitions for Order of Protection Filed: 4 Requests for Hearing: 0
 *Includes 107 traffic and 45 non-traffic defendants with warrants issued.

MUNICIPAL COURTS

FLORENCE, PINAL COUNTY - 1981 CASELOAD STATISTICS

MISDEMEANOR		TRAFFIC	NON-TRAFFIC	TOTAL
BEGINNING PENDING	UNDER 150 DAYS	10	0	10
	150 DAYS AND OVER	0	0	0
TOTAL PENDING		10	0	10
FILINGS		256	49	305
TRANSFERRED IN				
TOTAL ON FILE		266	49	315
TERMINATIONS:				
TRANSFERRED OUT		5		
PLEA &/OR BOND FORFEITURE		116		
PLEA TO LESSER CHARGE		34		
DISMISSED		77		
OUT OF JURISDICTION				
COURT TRIAL				
JURY TRIAL				
TOTAL TERMINATIONS		232	41	273
ENDING PENDING	UNDER 150 DAYS	5	2	7
	150 DAYS AND OVER	29	6	35
TOTAL PENDING*		34	8	42

DOMESTIC VIOLENCE: Petitions for Order of Protection Filed: 0 Requests for Hearing: 0
 *Includes 3 traffic and 1 non-traffic defendants with warrants issued.

KEARNY, PINAL COUNTY - 1981 CASELOAD STATISTICS

MISDEMEANOR		TRAFFIC	NON-TRAFFIC	TOTAL
BEGINNING PENDING	UNDER 150 DAYS	7	4	11
	150 DAYS AND OVER	3	3	6
TOTAL PENDING		10	7	17
FILINGS		109	66	175
TRANSFERRED IN		3	1	4
TOTAL ON FILE		122	74	196
TERMINATIONS:				
TRANSFERRED OUT		6		
PLEA &/OR BOND FORFEITURE		77		
PLEA TO LESSER CHARGE		4		
DISMISSED		15		
OUT OF JURISDICTION				
COURT TRIAL		8		
JURY TRIAL				
TOTAL TERMINATIONS		110	71	181
ENDING PENDING	UNDER 150 DAYS	8	0	8
	150 DAYS AND OVER	4	3	7
TOTAL PENDING*		12	3	15

DOMESTIC VIOLENCE: Petitions for Order of Protection Filed: 2 Requests for Hearing: 1
 *Includes 5 traffic and 3 non-traffic defendants with warrants issued.

MUNICIPAL COURTS

MAMMOTH, PINAL COUNTY - 1981 CASELOAD STATISTICS

MISDEMEANOR		TRAFFIC	NON-TRAFFIC	TOTAL
BEGINNING PENDING	UNDER 150 DAYS	11	4	15
	150 DAYS AND OVER	12	1	13
TOTAL PENDING		23	5	28
FILINGS		162	40	202
TRANSFERRED IN		2	1	3
TOTAL ON FILE		187	46	233
TERMINATIONS:				
TRANSFERRED OUT		5		
PLEA &/OR BOND FORFEITURE		94		
PLEA TO LESSER CHARGE		24		
DISMISSED		28		
OUT OF JURISDICTION				
COURT TRIAL				
JURY TRIAL				
TOTAL TERMINATIONS		151	38	189
ENDING PENDING	UNDER 150 DAYS	11	7	18
	150 DAYS AND OVER	25	1	26
TOTAL PENDING*		36	8	44

DOMESTIC VIOLENCE: Petitions for Order of Protection Filed: 2 Requests for Hearing: 0
 *Includes 16 traffic and 1 non-traffic defendants with warrants issued.

SUPERIOR, PINAL COUNTY - 1981 CASELOAD STATISTICS

MISDEMEANOR		TRAFFIC	NON-TRAFFIC	TOTAL
BEGINNING PENDING	UNDER 150 DAYS	50	16	66
	150 DAYS AND OVER	9	1	10
TOTAL PENDING		59	17	76
FILINGS		522	220	742
TRANSFERRED IN				
TOTAL ON FILE		581	237	818
TERMINATIONS:				
TRANSFERRED OUT		1		
PLEA &/OR BOND FORFEITURE		377		
PLEA TO LESSER CHARGE		52		
DISMISSED		47		
OUT OF JURISDICTION		2		
COURT TRIAL		24		
JURY TRIAL				
TOTAL TERMINATIONS		503	194	697
ENDING PENDING	UNDER 150 DAYS	78	38	116
	150 DAYS AND OVER	0	5	5
TOTAL PENDING*		78	43	121

DOMESTIC VIOLENCE: Petitions for Order of Protection Filed: 15 Requests for Hearing: 1
 *Includes 0 traffic and 0 non-traffic defendants with warrants issued.

MUNICIPAL COURTS

NOGALES, SANTA CRUZ COUNTY - 1981 CASELOAD STATISTICS

MISDEMEANOR		TRAFFIC	NON-TRAFFIC	TOTAL
BEGINNING PENDING	UNDER 150 DAYS	424	36	460
	150 DAYS AND OVER	320	2	322
TOTAL PENDING		744	38	782
FILINGS		5,100	746	5,846
TRANSFERRED IN		3	13	16
TOTAL ON FILE		5,847	797	6,644
TERMINATIONS:				
TRANSFERRED OUT		6		
PLEA &/OR BOND FORFEITURE		3,259		
PLEA TO LESSER CHARGE		21		
DISMISSED		1,220		
OUT OF JURISDICTION		18		
COURT TRIAL		159		
JURY TRIAL				
TOTAL TERMINATIONS		4,683	652	5,335
ENDING PENDING	UNDER 150 DAYS	518	68	586
	150 DAYS AND OVER	646	77	723
TOTAL PENDING*		1,164	145	1,309

DOMESTIC VIOLENCE: Petitions for Order of Protection Filed: 0 Requests for Hearing: 0
 *Includes 242 traffic and 0 non-traffic defendants with warrants issued.

PATAGONIA, SANTA CRUZ COUNTY - 1981 CASELOAD STATISTICS

MISDEMEANOR		TRAFFIC	NON-TRAFFIC	TOTAL
BEGINNING PENDING	UNDER 150 DAYS	30	0	30
	150 DAYS AND OVER	0	0	0
TOTAL PENDING		30	0	30
FILINGS		273		273
TRANSFERRED IN				
TOTAL ON FILE		303	0	303
TERMINATIONS:				
TRANSFERRED OUT				
PLEA &/OR BOND FORFEITURE		201		
PLEA TO LESSER CHARGE				
DISMISSED				
OUT OF JURISDICTION		1		
COURT TRIAL				
JURY TRIAL				
TOTAL TERMINATIONS		202		202
ENDING PENDING	UNDER 150 DAYS	101	0	101
	150 DAYS AND OVER	0	0	0
TOTAL PENDING*		101	0	101

DOMESTIC VIOLENCE: Petitions for Order of Protection Filed: 0 Requests for Hearing: 0
 *Includes 13 traffic and 0 non-traffic defendants with warrants issued.

MUNICIPAL COURTS

CHINO VALLEY, YAVAPAI COUNTY - 1981 CASELOAD STATISTICS

MISDEMEANOR		TRAFFIC	NON-TRAFFIC	TOTAL
BEGINNING PENDING	UNDER 150 DAYS	14	0	14
	150 DAYS AND OVER	0	0	0
TOTAL PENDING		14	0	14
FILINGS		246	16	262
TRANSFERRED IN			1	1
TOTAL ON FILE		260	17	277
TERMINATIONS:				
TRANSFERRED OUT		24		
PLEA &/OR BOND FORFEITURE		179		
PLEA TO LESSER CHARGE		5		
DISMISSED		9		
OUT OF JURISDICTION				
COURT TRIAL		10		
JURY TRIAL				
TOTAL TERMINATIONS		227	17	244
ENDING PENDING	UNDER 150 DAYS	33	0	33
	150 DAYS AND OVER	0	0	0
TOTAL PENDING*		33	0	33

DOMESTIC VIOLENCE: Petitions for Order of Protection Filed: 0 Requests for Hearing: 0
 *Includes 0 traffic and 0 non-traffic defendants with warrants issued.

CLARKDALE, YAVAPAI COUNTY - 1981 CASELOAD STATISTICS

MISDEMEANOR		TRAFFIC	NON-TRAFFIC	TOTAL
BEGINNING PENDING	UNDER 150 DAYS	26	14	40
	150 DAYS AND OVER	0	0	0
TOTAL PENDING		26	14	40
FILINGS		335	103	438
TRANSFERRED IN		20	9	29
TOTAL ON FILE		381	126	507
TERMINATIONS:				
TRANSFERRED OUT		21		
PLEA &/OR BOND FORFEITURE		275		
PLEA TO LESSER CHARGE		5		
DISMISSED		9		
OUT OF JURISDICTION				
COURT TRIAL				
JURY TRIAL				
TOTAL TERMINATIONS		310	119	429
ENDING PENDING	UNDER 150 DAYS	46	3	49
	150 DAYS AND OVER	25	4	29
TOTAL PENDING*		71	7	78

DOMESTIC VIOLENCE: Petitions for Order of Protection Filed: 2 Requests for Hearing: 0
 *Includes 25 traffic and 4 non-traffic defendants with warrants issued.

MUNICIPAL COURTS

COTTONWOOD, YAVAPAI COUNTY - 1981 CASELOAD STATISTICS

MISDEMEANOR		TRAFFIC	NON-TRAFFIC	TOTAL
BEGINNING PENDING	UNDER 150 DAYS	14	3	17
	150 DAYS AND OVER	0	0	0
TOTAL PENDING		14	3	17
FILINGS		1,218	133	1,351
TRANSFERRED IN		1		1
TOTAL ON FILE		1,233	136	1,369
TERMINATIONS:				
TRANSFERRED OUT		2		
PLEA &/OR BOND FORFEITURE		1,085		
PLEA TO LESSER CHARGE		23		
DISMISSED		32		
OUT OF JURISDICTION		15		
COURT TRIAL		6		
JURY TRIAL				
TOTAL TERMINATIONS		1,163	129	1,292
ENDING PENDING	UNDER 150 DAYS	69	7	76
	150 DAYS AND OVER	1	0	1
TOTAL PENDING*		70	7	77

DOMESTIC VIOLENCE: Petitions for Order of Protection Filed: 15 Requests for Hearing: 1
 *Includes 5 traffic and 1 non-traffic defendants with warrants issued.

JEROME, YAVAPAI COUNTY - 1981 CASELOAD STATISTICS

MISDEMEANOR		TRAFFIC	NON-TRAFFIC	TOTAL
BEGINNING PENDING	UNDER 150 DAYS	22	6	28
	150 DAYS AND OVER	0	0	0
TOTAL PENDING		22	6	28
FILINGS		154	40	194
TRANSFERRED IN		1		1
TOTAL ON FILE		177	46	223
TERMINATIONS:				
TRANSFERRED OUT		10		
PLEA &/OR BOND FORFEITURE		112		
PLEA TO LESSER CHARGE		4		
DISMISSED		3		
OUT OF JURISDICTION				
COURT TRIAL		5		
JURY TRIAL				
TOTAL TERMINATIONS		134	36	170
ENDING PENDING	UNDER 150 DAYS	32	8	40
	150 DAYS AND OVER	11	2	13
TOTAL PENDING*		43	10	53

DOMESTIC VIOLENCE: Petitions for Order of Protection Filed: 2 Requests for Hearing: 0
 *Includes 16 traffic and 2 non-traffic defendants with warrants issued.

MUNICIPAL COURTS

PRESCOTT, YAVAPAI COUNTY - 1981 CASELOAD STATISTICS

MISDEMEANOR		TRAFFIC	NON-TRAFFIC	TOTAL
BEGINNING PENDING	UNDER 150 DAYS	768	111	879
	150 DAYS AND OVER	1,251	224	1,475
TOTAL PENDING		2,019	335	2,354
FILINGS		6,391	767	7,158
TRANSFERRED IN		99		99
TOTAL ON FILE		8,509	1,102	9,611
TERMINATIONS:				
TRANSFERRED OUT		37		
PLEA &/OR BOND FORFEITURE		4,520		
PLEA TO LESSER CHARGE		399		
DISMISSED		337		
OUT OF JURISDICTION		169		
COURT TRIAL		240		
JURY TRIAL		1		
TOTAL TERMINATIONS		5,703	746	6,449
ENDING PENDING	UNDER 150 DAYS	1,651	182	1,833
	150 DAYS AND OVER	1,155	174	1,329
TOTAL PENDING*		2,806	356	3,162

DOMESTIC VIOLENCE: Petitions for Order of Protection Filed: 19 Requests for Hearing: 7
 *Includes 480 traffic and 165 non-traffic defendants with warrants issued.

PRESCOTT VALLEY, YAVAPAI COUNTY - 1981 CASELOAD STATISTICS

MISDEMEANOR		TRAFFIC	NON-TRAFFIC	TOTAL
BEGINNING PENDING	UNDER 150 DAYS	81	4	85
	150 DAYS AND OVER	9	0	9
TOTAL PENDING		90	4	94
FILINGS		1,027	45	1,072
TRANSFERRED IN				
TOTAL ON FILE		1,117	49	1,166
TERMINATIONS:				
TRANSFERRED OUT		12		
PLEA &/OR BOND FORFEITURE		786		
PLEA TO LESSER CHARGE		57		
DISMISSED		60		
OUT OF JURISDICTION		13		
COURT TRIAL		48		
JURY TRIAL				
TOTAL TERMINATIONS		976	40	1,016
ENDING PENDING	UNDER 150 DAYS	126	9	135
	150 DAYS AND OVER	15	0	15
TOTAL PENDING*		141	9	150

DOMESTIC VIOLENCE: Petitions for Order of Protection Filed: 0 Requests for Hearing: 0
 *Includes 35 traffic and 3 non-traffic defendants with warrants issued.

MUNICIPAL COURTS

PARKER, YUMA COUNTY - 1981 CASELOAD STATISTICS

MISDEMEANOR		TRAFFIC	NON-TRAFFIC	TOTAL
BEGINNING PENDING	UNDER 150 DAYS	29	1	30
	150 DAYS AND OVER	183	3	186
TOTAL PENDING		212	4	216
FILINGS		684	136	820
TRANSFERRED IN			3	3
TOTAL ON FILE		896	143	1,039
TERMINATIONS:				
TRANSFERRED OUT		42		
PLEA &/OR BOND FORFEITURE		514		
PLEA TO LESSER CHARGE				
DISMISSED		2		
OUT OF JURISDICTION		55		
COURT TRIAL		11		
JURY TRIAL		2		
TOTAL TERMINATIONS		626	129	755
ENDING PENDING	UNDER 150 DAYS	67	10	77
	150 DAYS AND OVER	203	4	207
TOTAL PENDING*		270	14	284

DOMESTIC VIOLENCE: Petitions for Order of Protection Filed: 8 Requests for Hearing: 0
 *Includes 51 traffic and 4 non-traffic defendants with warrants issued.

SAN LUIS, YUMA COUNTY - 1981 CASELOAD STATISTICS

MISDEMEANOR		TRAFFIC	NON-TRAFFIC	TOTAL
BEGINNING PENDING	UNDER 150 DAYS	2	6	8
	150 DAYS AND OVER	8	6	14
TOTAL PENDING		10	12	22
FILINGS		390	234	624
TRANSFERRED IN				
TOTAL ON FILE		400	246	646
TERMINATIONS:				
TRANSFERRED OUT		4		
PLEA &/OR BOND FORFEITURE		273		
PLEA TO LESSER CHARGE		14		
DISMISSED		8		
OUT OF JURISDICTION		19		
COURT TRIAL				
JURY TRIAL				
TOTAL TERMINATIONS		318	170	488
ENDING PENDING	UNDER 150 DAYS	38	48	86
	150 DAYS AND OVER	44	28	72
TOTAL PENDING*		82	76	158

DOMESTIC VIOLENCE: Petitions for Order of Protection Filed: 0 Requests for Hearing: 0
 *Includes 56 traffic and 62 non-traffic defendants with warrants issued.

MUNICIPAL COURTS

SOMERTON, YUMA COUNTY - 1981 CASELOAD STATISTICS

MISDEMEANOR		TRAFFIC	NON-TRAFFIC	TOTAL
BEGINNING PENDING	UNDER 150 DAYS	21	6	27
	150 DAYS AND OVER	160	13	173
TOTAL PENDING		181	19	200
FILINGS		409	127	536
TRANSFERRED IN		3		3
TOTAL ON FILE		593	146	739
TERMINATIONS:				
TRANSFERRED OUT		6		
PLEA &/OR BOND FORFEITURE		345		
PLEA TO LESSER CHARGE		4		
DISMISSED		6		
OUT OF JURISDICTION		30		
COURT TRIAL		6		
JURY TRIAL				
TOTAL TERMINATIONS		397	115	512
ENDING PENDING	UNDER 150 DAYS	33	15	48
	150 DAYS AND OVER	163	16	179
TOTAL PENDING*		196	31	227

DOMESTIC VIOLENCE: Petitions for Order of Protection Filed: 0 Requests for Hearing: 0
 *Includes 180 traffic and 30 non-traffic defendants with warrants issued.

WELLTON, YUMA COUNTY - 1981 CASELOAD STATISTICS

MISDEMEANOR		TRAFFIC	NON-TRAFFIC	TOTAL
BEGINNING PENDING	UNDER 150 DAYS	16	4	20
	150 DAYS AND OVER	13	24	37
TOTAL PENDING		29	28	57
FILINGS		80	41	121
TRANSFERRED IN				
TOTAL ON FILE		109	69	178
TERMINATIONS:				
TRANSFERRED OUT		19		
PLEA &/OR BOND FORFEITURE		61		
PLEA TO LESSER CHARGE				
DISMISSED		4		
OUT OF JURISDICTION		2		
COURT TRIAL				
JURY TRIAL				
TOTAL TERMINATIONS		86	38	124
ENDING PENDING	UNDER 150 DAYS	14	10	24
	150 DAYS AND OVER	9	21	30
TOTAL PENDING*		23	31	54

DOMESTIC VIOLENCE: Petitions for Order of Protection Filed: 0 Requests for Hearing: 0
 *Includes 1 traffic and 11 non-traffic defendants with warrants issued.

MUNICIPAL COURTS

YUMA, YUMA COUNTY - 1981 CASELOAD STATISTICS

MISDEMEANOR		TRAFFIC	NON-TRAFFIC	TOTAL
BEGINNING PENDING	UNDER 150 DAYS	1,334	508	1,842
	150 DAYS AND OVER	674	319	993
TOTAL PENDING		2,008	827	2,835
FILINGS		8,027	2,579	10,606
TRANSFERRED IN				
TOTAL ON FILE		10,035	3,406	13,441
TERMINATIONS:				
TRANSFERRED OUT		3		
PLEA &/OR BOND FORFEITURE		6,004		
PLEA TO LESSER CHARGE		113		
DISMISSED		363		
OUT OF JURISDICTION				
COURT TRIAL		156		
JURY TRIAL				
TOTAL TERMINATIONS		6,639	1,946	8,585
ENDING PENDING	UNDER 150 DAYS	2,249	526	2,775
	150 DAYS AND OVER	1,147	934	2,081
TOTAL PENDING*		3,396	1,460	4,856

DOMESTIC VIOLENCE: Petitions for Order of Protection Filed: 0 Requests for Hearing: 0
 *Includes 1,418 traffic and 655 non-traffic defendants with warrants issued.

Court Receipts

The following section lists the total amount of fines, fees, forfeitures and surcharges reported as collected by the various courts throughout the State of Arizona during fiscal year 1980-81. The amounts reported are unaudited.

Appellate court revenues consist primarily of filing fees. Fees are collected by the Supreme Court pursuant to Arizona Revised Statutes §§12-321 and 12-120 32 and by the Court of Appeals pursuant to A.R.S. §12-120 31. The Supreme Court also collects fees as authorized under A.R.S. §12 323 for lawyer admission certificates to the State Bar and for certified copies of records.

The Superior Court is authorized under A.R.S. §§12-311 through -313 to assess various fees for civil actions taken, and pursuant to A.R.S. §§13-801 to 804 to collect criminal fines imposed by the courts. The clerk of the superior court is charged in A.R.S. §11 554 with the duty of collecting fees for the court and other related actions (marriage licenses, filing of papers, etc.). Additionally, A.R.S. §§25-303 and 311.01 charge the clerk with the collection of fees for annulment and dissolution of marriage filings and, A.R.S. § 22-283 provides for fees for civil appeals from justice courts. In several counties the probation department collects graduated fines and submits such amounts to the clerk of the superior court.

Justices of the peace are empowered by A.R.S. §22-112 to set bail for traffic offenses and under A.R.S. §§22-281 and -262, to collect fees for civil actions in their court. Fees for small claims filings in justice

courts are set by A.R.S. §22-522. Constables are entitled to collect fees in civil actions for serving summonses, levying and returning writs of attachment, and other services as provided by A.R.S. §11-445. A.R.S. §13-807 provides that all such amounts collected be remitted to the county treasurer.

Municipal courts, pursuant to A.R.S. §22-424, may set bail for traffic offenses. Fines collected by municipal courts are remitted to the local municipality.

In addition to the courts' authority to collect the fines and fees noted above, the state legislature has mandated that surcharges be imposed for particular offenses to support special programs. The Peace Officers' Training Fund (A.R.S. §§41-1825 and -1826) is supported by a 10% surcharge which is added to fines for all criminal convictions including violations of the Uniform Narcotic Drug Act, the Criminal Code Title 13, Motor Vehicle Code Title 28, Game and Fish Title 17, and municipal motor vehicle ordinances. The minimum surcharge assessed in each fine is set at \$2. The Prosecuting Attorneys' Advisory Council Training Fund is supported by a 2% surcharge on all criminal offenses as provided by A.R.S. §41-1830 04. The minimum surcharge which can be assessed is \$1. A.R.S. §36-142 prescribes that driving while intoxicated and Uniform Narcotic Drug Act convictions shall also be assessed an additional 15% surcharge for operation of drug and alcohol abuse programs by the Department of Health Services.

All surcharges, by statute, are to be remitted to the respective county or city treasurers who in turn forward the funds to the state treasurer.

**FISCAL YEAR RECEIPTS COLLECTED
1980-81**

I. Supreme Court	\$ 13,120	Gila Bend	196,257
Court of Appeals		Glendale	101,861
Division I	28,030	Northeast Phoenix	75,693
Division II	11,232	Northwest Phoenix	219,463
TOTAL APPELLATE COURTS	\$ 52,382	Peoria	402,166
		Phoenix (Consolidated)	32,245
II. Superior Court		Scottsdale	60,848
Apache County	44,495	South Phoenix	62,689
Cochise County	199,519	Tempe	215,769
Coconino County	132,180	Tolleson	203,327
Gila County	104,672	West Mesa	262,475
Graham County	59,839	West Phoenix	123,107
Greenlee County	31,101	Wickenburg	143,916
Maricopa County	3,869,843	Total	3,067,325
Mohave County	135,958	Mohave County	
Navajo County	91,745	Bullhead City	269,171
Pima County	1,066,063	Colorado	82,377
Pinal County	225,490	Kingman	712,846
Santa Cruz County	43,772	Lake Havasu City	65,073
Yavapai County	137,676	Total	1,129,467
Yuma County	150,570	Navajo County	
TOTAL STATEWIDE SUPERIOR COURTS	\$ 6,292,923	Holbrook	180,969
		Pinetop	71,704
III. Justice of the Peace Courts		Show Low	81,364
Apache County		Snowflake	41,228
Puerco	280,008	Winslow	82,109
Round Valley	52,367	Total	457,374
St. Johns	30,114	Pima County	
Teec Nos Pos	43,516	Ajo	44,910
Total	406,005	Tucson Consolidated	
Cochise County		Nos. 1, 2, 4, & 5	1,622,736
Benson	220,562	Total	1,667,646
Bisbee	43,802	Pinal County	
Bowie	154,541	Apache Junction	212,834
Douglas	139,247	Casa Grande	486,956
Sierra Vista	136,498	Coolidge	42,133
Willcox	259,650	Eloy	197,816
Total	954,300	Florence	35,236
Coconino County		Kearny	10,413
Coconino East	N/A	Mammoth	30,141
Flagstaff	668,684	Maricopa	12,490
Fredonia	21,380	Oracle	66,767
Page	84,474	San Manuel	20,690
Sedona	82,198	Stanfield	16,518
Williams	143,048	Superior	120,628
Total	999,784	Total	1,252,622
Gila County		Santa Cruz County	
Globe	111,665	Nogales	156,145
Hayden	N/R	Patagonia	7,445
Miami	50,286	Total	163,590
Miami	84,041	Yavapai County	
Payson	6,453	Bagdad	16,191
Pine	252,445	Camp Verde	158,319
Graham County		Mayer	225,948
Pima	11,232	Prescott	83,154
Safford	106,033	Seligman	224,914
Total	117,265	Upper Verde (Cottonwood)	65,690
Greenlee County		Yarnell	139,017
Clifton	8,089	Total	913,239
Duncan	11,427	Yuma County	
Morenci	10,665	Parker	189,671
Total	30,181	Quartzsite	261,962
Maricopa County		Salome	196,500
Buckeye	285,340	Somerton	35,687
Central Phoenix	177,963	Wellton	206,822
Chandler	219,158	Yuma	436,700
East Mesa	193,555	Total	1,426,608
East Phoenix No. 1	38,209	TOTAL STATEWIDE JUSTICE COURTS	\$ 12,717,851
East Phoenix No. 2	53,284		

IV. Municipal Courts

Apache County		Mohave County	
Eagar	18,078	Kingman	\$ 68,191
St. Johns	53,448	Lake Havasu City	132,856
Springerville	8,997	Total	201,047
Total	80,523	Navajo County	
Cochise County		Holbrook	114,810
Benson	43,149	Show Low	41,855
Bisbee	36,679	Snowflake	9,862
Douglas	116,288	Taylor	7,266
Huachuca City	42,325	Winslow	124,645
Sierra Vista	104,055	Total	298,438
Tombstone	32,332	Pima County	
Willcox	23,006	Marana	20,351
Total	397,834	Oro Valley	52,152
Coconino County		South Tucson	163,574
Flagstaff	306,518	Tucson	1,399,323
Fredonia	17,727	Total	1,635,400
Page	110,483	Pinal County	
Williams	54,166	Apache Junction	124,223
Total	488,894	Casa Grande	130,707
Gila County		Coolidge	30,711
Globe	43,728	Eloy	29,144
Hayden	5,169	Florence	7,189
Miami	35,525	Kearny	7,676
Payson	61,996	Mammoth	1,296
Winkelman	7,748	Superior	13,400
Total	154,166	Total	344,346
Graham County		Santa Cruz County	
Pima	10,925	Nogales	132,999
Safford	35,977	Patagonia	6,861
Thatcher	12,693	Total	139,860
Total	59,595	Yavapai County	
Greenlee County		Chino Valley	7,408
Clifton	2,187	Clarkdale	13,312
Duncan	3,919	Cottonwood	14,185
Total	6,106	Jerome	7,068
Maricopa County		Prescott	28,275
Avondale	155,434	Prescott Valley	21,398
Buckeye	41,702	Total	330,646
Chandler	260,207	Yuma County	
El Mirage	84,502	Parker	35,972
Gila Bend	24,267	San Luis	13,073
Gilbert	23,864	Somerton	9,316
Glendale	545,308	Wellton	1,660
Goodyear	30,508	Yuma	240,235
Guadalupe	34,673	Total	300,256
Mesa	1,046,851	TOTAL STATEWIDE MUNICIPAL COURTS	\$ 15,351,943
Paradise Valley	124,100		
Peoria	93,813	TOTAL RECEIPTS--ALL COURTS STATEWIDE	\$ 34,435,099
Phoenix	6,612,963		
Scottsdale	596,627		
Surprise	53,394		
Tempe	1,072,348		
Tolleson	69,405		
Wickenburg	34,607		
Youngtown	10,259		
Total	10,914,832		

**APPENDIX I
December 31, 1981**

ARIZONA SUPREME COURT

Fred C. Struckmeyer, Jr., Chief Justice
William A. Holohan, Vice Chief Justice
Jack D. Hays, Associate Justice
James Duke Cameron, Associate Justice
Frank X. Gordon, Jr., Associate Justice

Noel K. Dessaint, Administrative Director
S. Alan Cook, Clerk
Gary K. Nelson, Chief Staff Attorney

COURT OF APPEALS

DIVISION 1

Laurance T. Wren, Chief Judge
Joe W. Contreras, Vice Chief Judge
Robert J. Corcoran
William E. Eubank
Donald F. Froeb
L. Ray Haire
Eno M. Jacobson
Jack L. Ogg

Glen D. Clark, Clerk
Richard Davis, Chief Staff Attorney

DIVISION 2

James D. Hathaway, Chief Judge
Ben C. Birdsall
Lawrence Howard

Elizabeth U. Fritz, Clerk
Doris Mindell, Chief Staff Attorney

SUPERIOR COURT JUDGES

APACHE COUNTY
D L Greer*

COCHISE COUNTY
Matthew W. Borowiec
Lloyd C. Helm*
Richard J. Riley

COCONINO COUNTY
J. Thomas Brooks*
John H. Grace
Richard K. Mangum

GILA COUNTY
Edward L. Dawson
Barry DeRose*

GRAHAM COUNTY
Ruskin Lines*

GREENLEE COUNTY
Lloyd Fernandez*

MARICOPA COUNTY
Robert C. Broomfield*
I. Sylvan Brown
Irwin Cantor

*Presiding Judge

Dorothy Carson
Jeffrey S. Cates
Rufus C. Coulter, Jr.
B. Michael Dann
David G. Derickson
Rudolph J. Gerber
Stanley Z. Goodfarb
Robert L. Gottsfeld
Sarah D. Grant
David L. Grounds
Robert A. Hertzberg
Ed W. Hughes
Thomas C. Kleinschmidt
Paul W. LaPrade
Philip W. Marquardt
Warren L. McCarthy
James E. McDougall
James Moeller
William T. Moroney
Robert L. Myers
David M. Ochoa
Cecil B. Patterson, Jr.
David J. Perry
Howard V. Peterson
Robert W. Pickrell
Edward C. Rapp
Marilyn A. Riddel

David L. Roberts
C. Kimball Rose
Morris Rozar
Stephen H. Scott
John H. Seidel
Elizabeth A. Stover
Roger C. Strand
Gerald J. Strick
Howard F. Thompson

MOHAVE COUNTY
Leonard C. Langford*
Gary R. Pope

NAVAJO COUNTY
Jay M. Abbey
Melvyn T. Shelley*

PIMA COUNTY
Jack T. Arnold
Michael J. Brown
Robert B. Buchanan
James C. Carruth
William E. Druke*
Ruben Philip Fahringer
Norman S. Fenton
Lillian S. Fisher

Harry Gin
J. Richard Hannah
Robert J. Hooker
Thomas Meehan
Richard N. Royston
Robert O. Royston
Alice Truman
Gilbert Veliz, Jr.

PINAL COUNTY
Robert R. Bean
James E. Don
E. D. McBryde*

SANTA CRUZ COUNTY
Roberto C. Montiel*

YAVAPAI COUNTY
James Hancock
Paul G. Rosenblatt*

YUMA COUNTY
B L Helm
Douglas W. Keddje
William W. Nabours*

CLERKS OF THE SUPERIOR COURT

Apache County Richard Lupke
Cochise County Ellen M. Young
Coconino County Jo Wycoff
Gila County Margaret Toot
Graham County Amelia Sainz
Greenlee County Elsie F. Simms
Maricopa County Wilson D. "Don" Palmer

Mohave County Mary Jane Wienke
Navajo County Ed J. Ferguson
Pima County James N. Corbett
Pinal County Alma Jennings Haught
Santa Cruz County Delfina Bauch
Yavapai County Barbara Boyle
Yuma County C.C. "Pat" Newman

APACHE COUNTY

Puerco Precinct
Judge: Lavine M. Porter

Round Valley Precinct
Judge: Leo W. Gibbons

Johns Precinct
Judge: Herman Mineer

Lee Nos Pos Precinct
Judge: Glenn E. Stoner

COCHISE COUNTY

Precinct No. 1, Bisbee
Judge: John S. Sharpe

Precinct No. 2, Douglas
Judge: Ronald J. Borane

Precinct No. 3, Benson
Judge: Alexander Radovanovich

Precinct No. 4, Willcox
Judge: Milo Miskovich

Precinct No. 5, Sierra Vista
Judge: Arnold V. Anderson

Precinct No. 6, Bowie
Judge: Raymond C. Weber

COCONINO COUNTY

Coconino East Precinct
Judge: Donna L. Kirk

Flagstaff West Precinct
Judge: James J. Sedillo

Fredonia Precinct
Judge: Erma Sue Jensen

Page Precinct
Judge: Marsha Newburn

Sedona Precinct
Judge: Russell A. Petit

Williams Precinct
Judge: W. B. Sutton

GILA COUNTY

Globe Precinct
Judge: Don Haines

Hayden Precinct
Judge: Helen Reece

Miami Precinct
Judge: Martin Henderson

Payson Precinct
Judge: Ezra Peace

Pine Precinct
Judge: Robert B. Wilson

GRAHAM COUNTY

Precinct No. 1, Safford
Judge: Ruth N. Barnes

**JUSTICES OF THE PEACE
December 31, 1981**

Precinct No. 2, Pima
Judge: Jacque Felshaw

GREENLEE COUNTY

Precinct No. 1, Clifton
Judge: Henry G. Marquez

Precinct No. 2, Morenci
Judge: A. M. "Tony" Lizarraga

Precinct No. 3, Duncan
Judge: B. Kenneth Lunt

MARICOPA COUNTY

Buckeye Precinct
Judge: Lorraine Vose

Central Phoenix Precinct
Judge: Patricia Lamson

Chandler Precinct
Judge: David Lee Phares

East Mesa Precinct
Judge: Robert C. Fassett

East Phoenix Precinct
Judge: Tim Weeks

East Phoenix No. 2 Precinct
Judge: John W. Melvin

Gila Bend Precinct
Judge: Mulford Winsor IV

Glendale Precinct
Judge: Robert V. Ware

Northeast Phoenix Precinct
Judge: Harold Lee

Northwest Phoenix Precinct
Judge: John R. Barclay

Peoria Precinct
Judge: Don G. Galloway

Scottsdale Precinct
Judge: Nancy R. Conner

South Phoenix Precinct
Judge: Ronald D. Johnson

Tempe Precinct
Judge: Fred S. Ackel

Tolleson Precinct
Judge: Alfred Stump

West Mesa Precinct
Judge: John L. Merrill

West Phoenix Precinct
Judge: Nellie A. Soto

Wickenburg Precinct
Judge: Les Skrubbellos

MOHAVE COUNTY

Bullhead City Precinct
Judge: Laura Billings

Colorado Precinct
Judge: I. McKay Heaton

Kingman Precinct
Judge: Clyde A. McCune

Lake Havasu City Precinct
Judge: Bertram L. Scott

NAVAJO COUNTY

Precinct No. 1, Holbrook
Judge: Vonda Y. McKinney

Precinct No. 2, Winslow
Judge: M. L. Culbertson

Precinct No. 3, Snowflake
Judge: Sam L. Daniels

Precinct No. 5, Show Low
Judge: Ray F. Dahm

Precinct No. 7, Pinetop
Judge: Ryan Reinhold

PIMA COUNTY

Precinct No. 1, Tucson
Judge: Thomas Rallis

Precinct No. 2, Tucson
Judge: Pete Rubi

Precinct No. 3, Ajo
Judge: James E. Douglass

Precinct No. 4, Tucson
Judge: James R. West

Precinct No. 5, Tucson
Judge: Robert Donfeld

Precinct No. 6, Tucson
Judge: Emo Jean Girard

PINAL COUNTY

Precinct No. 1, Florence
Judge: Roy Nowlin

Precinct No. 2, Casa Grande
Judge: William Gastelum

Precinct No. 3, Eloy
Judge: Mary Jo Dixon

Precinct No. 4, San Manuel
Judge: Mary E. Swink

Precinct No. 5, Mammoth
Judge: Joe A. Ruiz

Precinct No. 6, Oracle
Judge: Edna M. Hendrickson

Precinct No. 7, Kearny
Judge: Kelly Haddad

Precinct No. 8, Coolidge
Judge: Benjamin Arnold

Precinct No. 9, Stanfield
Judge: Tomas M. Rodriguez

*Serves as both Justice of the Peace and City Magistrate

Precinct No 10, Superior
Judge Amparo "Ampy" Gomez

Precinct No 11 Apache Junction
Judge Percy S. Davis

Precinct No 12, Maricopa
Judge James R Ross

SANTA CRUZ COUNTY

Precinct No 1, Nogales
Judge Eduardo Saaverdra

Precinct No 2, Patagonia
Judge H.W. "Wally" Walker

YAVAPAI COUNTY

Bagdad Precinct
Judge Edgar Kellis

Camp Verde Precinct
Judge Ralph A. Lizotte

Congress-Yarnell Precinct
Judge Bill Hanger

Mayer Precinct
Judge Henry G. Hellman

Prescott Precinct
Judge *Robert W. Kuebler, Jr.

Seligman Precinct
Judge Leland J. Biggins

Upper Verde Precinct
Judge *Jack Findlay

MUNICIPAL JUDGES***
December 31, 1981

(Listed Alphabetically by Name of City)

APACHE JUNCTION, Pinal County
Magistrate Leo S. Coombs

AVONDALE, Maricopa County
Magistrate Earl G. Rhodes

BENSON, Cochise County
Magistrate Ray Smith

BISBEE, Cochise County
Magistrate *John S. Sharpe

BUCKEYE, Maricopa County
Magistrate *Lorraine Vose

CASA GRANDE, Pinal County
Magistrate *W. F. Moore

CHANDLER, Maricopa County
Magistrate William A. Mundell

CHINO VALLEY, Yavapai County
Magistrate *Robert W. Kuebler, Jr.

CLARKDALE, Yavapai County
Magistrate *Jack Findlay

CLIFTON, Greenlee County
Magistrate *Henry C. Marquez

COOHIDGE, Pinal County
Magistrate Carleton L. Moring

COTTONWOOD, Yavapai County
Magistrate Charles Graham

DOUGLAS, Cochise County
Magistrate R. A. Bradshaw

DUNCAN, Greenlee County
Magistrate John Payne

FLAG, Apache County
Magistrate *Leo W. Gibbons

EL MIRAGE, Maricopa County
Magistrate Howard Ahrenberg

ELOY, Pinal County
Magistrate Wilburn Gates

FLAGSTAFF, Coconino County
Magistrate William C. Brady
Magistrate Ramon Otero, Jr.

FLORENCE, Pinal County
Magistrate Gloria Tucker

FREDONIA, Coconino County
Magistrate Barbara Kimball

GILA BEND, Maricopa County
Magistrate *Mulford Winsor IV

GILBERT, Maricopa County
Magistrate Donald L. Skousen

GLENDALE, Maricopa County
Magistrate **Sidney Mitchell
Magistrate Walter C. Savage

GLOBE, Gila County
Magistrate *Don Haines

GOODYEAR, Maricopa County
Magistrate John E. Winter

GUADALUPE, Maricopa County
Magistrate Lauro Garcia III

HAYDEN, Gila County
Magistrate Florentino Pulido

HOLBROOK, Navajo County
Magistrate Robert Harvey

HUACHUCA CITY, Cochise County
Magistrate *Arnold V. Anderson

YUMA COUNTY

Precinct No. 1, Yuma
Judge: Wm. R. "Bill" Steen

Precinct No. 2, Somerton
Judge: *Herman Frauenfelder

Precinct No. 3, Wellton
Judge: *James D. Huitt

Precinct No. 4, Quartzsite
Judge: W. W. Rittel

Precinct No 5, Salome
Judge: John C. McCaw

Precinct No. 6, Parker
Judge: Don L. Cox

JEROME, Yavapai County
Magistrate: *Jack Findlay

KEARNY, Pinal County
Magistrate: Dale E. Collier

KINGMAN, Mohave County
Magistrate:

LAKE HAVASU CITY, Mohave County
Magistrate: *Bertram L. Scott

MAMMOTH, Pinal County
Magistrate: *Joe A. Ruiz

MARANA, Pima County
Magistrate: Harry A. Hansen

MESA, Maricopa County
Magistrate: Norval C. Jespersen
Magistrate: Harold H. Reeb
Magistrate: **Douglas Standage

MIAMI, Gila County
Magistrate: *Martin Henderson

NOGALES, Santa Cruz County
Magistrate: Robert L. Connor

ORO VALLEY, Pima County
Magistrate: Royal G. Bouschor II

PAGE, Coconino County
Magistrate: William J. Sturm

PARADISE VALLEY, Maricopa County
Magistrate: John P. Grace
Magistrate: Richard B. Kelly
Magistrate: Edward F. Lowry, Jr.
Magistrate: Robert G. Mooreman
Magistrate: Lester L. Penterman
Magistrate: **Philip vonAmmon

PARKER, Yuma County
Magistrate: John A. Clapp

PATAGONIA, Santa Cruz County
Magistrate: H. W. "Wally" Walker

PAYSON, Gila County
Magistrate: Albert Hull

PFORIA, Maricopa County
Magistrate: Douglas L. Paterson

PHOENIX, Maricopa County
Magistrate: Lyle R. Allen
Magistrate: **William Carter
Magistrate: William P. Dixon
Magistrate: Elizabeth R. Finn
Magistrate: Alan L. Hammond
Magistrate: Donald Holroyd
Magistrate: N. Pike Johnson, Jr.
Magistrate: Stephen R. Lea
Magistrate: Michael Lester
Magistrate: Eugene K. Mangum
Magistrate: John J. Murphy
Magistrate: Ralph G. Smith
Magistrate: Patricia Whitehead
Magistrate: Jean Williams
Magistrate: John T. Zastrow

PIMA, Graham County
Magistrate: Norlene Robinson

PRESCOTT, Yavapai County
Magistrate: *Robert W. Kuebler, Jr.

PRESCOTT VALLEY, Yavapai County
Magistrate: *Robert W. Kuebler, Jr.

SAFFORD, Graham County
Magistrate: John H. Alles

SAN LUIS, Yuma County
Magistrate: *Herman Frauenfelder

ST. JOHNS, Apache County
Magistrate: James H. Simmonds

SCOTTSDALE, Maricopa County
Magistrate: **Dan Roth
Magistrate: Harry Schoolitz, Jr.

SHOW LOW, Navajo County
Magistrate: *Ray F. Dahm

SIERRA VISTA, Cochise County
Magistrate: *Arnold V. Anderson

SNOWFLAKE, Navajo County
Magistrate: *Sam L. Daniels

SOMERTON, Yuma County
Magistrate: *Herman Frauenfelder

SOUTH TUCSON, Pima County
Magistrate: J. James Murphy

SPRINGVILLE, Apache County
Magistrate: *Leo W. Gibbons

SUPERIOR, Pinal County
Magistrate: Sam M. Rua

SURPRISE, Maricopa County
Magistrate: Howard Ahrenberg

TAYLOR, Navajo County
Magistrate: Ellis Evers

TEMPE, Maricopa County
Magistrate: Robert Koch
Magistrate: **Stephen Mirretti

THATCHER, Graham County
Magistrate: R. Grant Woods

TOLLESON, Maricopa County
Magistrate: Charles Ellis Gray

TOMBSTONE, Cochise County
Magistrate: *Arnold V. Anderson

TUCSON, Pima County
Magistrate: Karen Adam
Magistrate: Ann. Bowen
Magistrate: Raner Collins
Magistrate: Jesse Figueroa
Magistrate: Bram Goldman
Magistrate: Margaret Maxwell
Magistrate: **Thomas D. Welch

WELLTON, Yuma County
Magistrate: *James D. Huitt

WICKENBURG, Maricopa County
Magistrate: *Les Skrubellos

WILLCOX, Cochise County
Magistrate: Marcus Neelly

WILLIAMS, Coconino County
Magistrate: *W. B. Sutton

WINKELMAN, Gila County
Magistrate: Harvey A. Tucker

WINSLOW, Navajo County
Magistrate: Milton Sema

YOUNGTOWN, Maricopa County
Magistrate: Douglas L. Paterson

YUMA, Yuma County
Magistrate: Jack C. Pollock

*Serves as both Justice of the Peace and City Magistrate

**Chief/Presiding Judge

***Does not include all part time judges assisting the regularly appointed municipal judges

END