



CR-5217  
5-15-89



Neil Goldschmidt  
GOVERNOR



REPORT OF  
CRIMINAL OFFENSES  
AND ARRESTS  
1987

855511

VE DEPARTMENT

U.S. Department of Justice  
National Institute of Justice

115558

IF

This document has been reproduced exactly as received from the person or organization originating it. Points of view or opinions stated in this document are those of the authors and do not necessarily represent the official position or policies of the National Institute of Justice.

ORCEMENT  
STEM

Permission to reproduce this copyrighted material has been granted by  
Oregon Law Enforcement Data  
System

to the National Criminal Justice Reference Service (NCJRS).

Further reproduction outside of the NCJRS system requires permission of the copyright owner.

115 558

REPORT OF  
CRIMINAL OFFENSES AND ARRESTS  
1987

This report was prepared by the Law Enforcement Data System from information provided through the Oregon Uniform Crime Reporting program by Oregon Law Enforcement Agencies for 1987.

Additional information relating to this report or the Oregon Uniform Crime Reporting program may be obtained by contacting:

Law Enforcement Data System  
155 Cottage Street, N. E.  
Salem, Oregon 97310  
(503) 378-3057

December 1988

NCJRS  
FEB 10 Rec'd  
ACQUISITIONS

T A B L E O F C O N T E N T S

	Page
INTRODUCTION . . . . .	v
SECTION - 1 SUMMARY . . . . .	1-1
SUMMARY. . . . .	1-3
OREGON CRIME CLOCK . . . . .	1-6
CRIMINAL OFFENSES BY CENTER OF POPULATION. . . . .	1-7
CRIMINAL OFFENSES BY GEOGRAPHIC DISTRIBUTION . . . . .	1-7
REPORTED CRIME BY TYPE OF JURISDICTION/LOCATION. . . . .	1-7
COMPARISON OF OFFENSES BY TYPE, 1986 and 1987. . . . .	1-8
COMPARISON OF ARRESTS BY TYPE, 1986 and 1987 . . . . .	1-9
PART-I INDEX and PART II OFFENSE and RATES . . . . .	1-10
PART-I INDEX and PART II ARRESTS . . . . .	1-10
SECTION 2 STATEWIDE OFFENSE PROFILE. . . . .	2-1
DISTRIBUTION OF OFFENSES, ARRESTS and PROPERTY LOSS BY GROUP, 1987 . . . . .	2-3
DISTRIBUTION OF CRIMES AGAINST PERSONS, 1987 . . . . .	2-5
CRIMES AGAINST PERSONS - OFFENSES, ARRESTS, CLEARANCES and PROPERTY LOSS, 1987 . . . . .	2-7
MURDER BY TYPE . . . . .	2-8
MURDER VICTIM BY AGE . . . . .	2-9
NEGLIGENT HOMICIDE . . . . .	2-9
OTHER SEX CRIMES BY TYPE & VICTIM. . . . .	2-10
OFFENSES BY FORCE ELEMENT. . . . .	2-11
DISTRIBUTION OF CRIMES AGAINST PROPERTY, 1987. . . . .	2-13

	Page
CRIMES AGAINST PROPERTY - OFFENSES, ARRESTS, CLEARANCES and PROPERTY LOSS - 1987 . . . . .	2-14
DISTRIBUTION OF BEHAVIORAL CRIMES, 1987. . . . .	2-17
BEHAVIORAL CRIMES - OFFENSES, ARRESTS, CLEARANCES, 1987. . . . .	2-18
DRUG LAW OFFENSES BY TYPE OF DRUG & ACTIVITY, 1987 .	2-21
DRUG LAW ARRESTS BY TYPE OF DRUG & ACTIVITY, 1987. .	2-21
DRUG LAW OFFENSES BY COUNTY & TYPE, 1987 . . . . .	2-22
DRUG LAW ARRESTS BY COUNTY & TYPE, 1987 . . . . .	2-23
SPECIAL NOTE . . . . .	2-24
OREGON STATE POLICE - DRUG ENFORCEMENT STATISTICS. .	2-25
D. U. I. I. ARRESTS . . . . .	2-26
COMPARISON OF BLOOD ALCOHOL TEST INFORMATION . . . .	2-26
D. U. I. I. - TEN YEAR PROFILE BY COUNTY . . . . .	2-27
RUNAWAY JUVENILE CASES BY AGE GROUP - 1987 . . . . .	2-28
TRAFFIC CRIME OFFENSES BY COUNTY - 1987. . . . .	2-29
FISH and GAME OFFENSES BY COUNTY - 1987. . . . .	2-30
MARINE VIOLATIONS BY COUNTY - 1987 . . . . .	2-31
OFFENSES BY TYPE OF LOCATION WHERE CRIME OCCURRED - 1987 . . . . .	2-32
OFFENSES BY TIME OF OCCURRENCE - 1987. . . . .	2-33
OFFENSES BY DAY OF WEEK - 1987 . . . . .	2-34
OFFENSES DISTRIBUTED BY MONTH - 1987 . . . . .	2-35
REPORTED LOSS & RECOVERED VALUES BY TYPE OF PROPERTY - 1987. . . . .	2-37

	Page
<b>SECTION - 3 COUNTY RANKINGS and TEN-YEAR PROFILE. . . . .</b>	3-1
OREGON COUNTIES - POPULATION, CRIME VOLUME and RATE PER 1,000 RANKINGS FOR 1987 . . . . .	3-2
STATE and COUNTY CRIME DISTRIBUTION BY INCORPORATED and UNINCORPORATED JURISDICTIONS. . . . .	3-4
STATEWIDE TEN YEAR PROFILE . . . . .	3-7
<b>SECTION - 4 STATE and COUNTY ARREST INFORMATION. . . . .</b>	4-1
STATEWIDE ARREST BY AGE - 1987 . . . . .	4-3
STATEWIDE MALE ARRESTED BY AGE - 1987. . . . .	4-4
STATEWIDE FEMALES ARRESTED BY AGE - 1987 . . . . .	4-5
STATEWIDE ARRESTS BY RACE - 1987 . . . . .	4-6
NUMBER OF PERSONS ARRESTED and NUMBER OF ADDITIONAL CHARGES FOR THOSE PERSONS ARRESTED - 1987. . . . .	4-7
NUMBER OF ARRESTS BY COUNTY and AGE - 1987 . . . . .	4-9
<b>SECTION - 5 LAW ENFORCEMENT EMPLOYEE DATA and OFFICER     ASSAULT INFORMATION. . . . .</b>	5-1
LAW ENFORCEMENT EMPLOYEE DATA STATEWIDE, 1987. . . . .	5-3
LAW ENFORCEMENT EMPLOYEE HISTORY . . . . .	5-3
LAW ENFORCEMENT OFFICERS ASSAULTED BY WEAPON, ACTIVITY and ASSIGNMENT, 1987 . . . . .	5-4
LAW ENFORCEMENT OFFICERS ASSAULTED BY WEAPON, and ASSIGNMENT, 1983 thru 1987 . . . . .	5-5
<b>SECTION - 6 AGENCY SUMMARY and DETAIL TABLES. . . . .</b>	6-1
AGENCY DETAIL TABLES . . . . .	6-2
<b>SECTION - 7 APPENDICES. . . . .</b>	7-1
APPENDIX - A ABBREVIATED CRIME REPORTING DEFINITIONS. . . . .	7-3
APPENDIX - B STATISTICAL METHODS. . . . .	7-7

# I N T R O D U C T I O N

This report for 1987 represents the fourth year of transition in presentation from reports of prior years. Except for the offense and arrest tables on page 1-10 of Section 1, information is presented in the new set of offense groups, instead of "Part I-Index" and "Part II" offenses as in the past.

We believe this change has contributed to the usefulness of the report to its readers. If you, as a user of crime statistics in Oregon, have comments or questions about this change in approach, or other aspects of this report, we would be pleased to hear from you.

The new offense groups are described below.

**CRIMES AGAINST PERSONS:** Criminal offenses where the victim is present and the act is violent or threatening or has the potential of being physically harmful.

Willful Murder	Extortion
Negligent Homicide	Robbery
Forcible Rape	Purse-snatch
Other Sex Crimes	Aggravated Assault
Kidnapping	Simple Assault

**CRIMES AGAINST PROPERTY:** Offenses that involve taking something of value by theft or deception or the destruction of property.

Burglary	Fraud
Larceny	Embezzlement
Motor Vehicle Theft	Stolen Property (Buy, Sell, Possess)
Arson	Vandalism
Forgery	

**BEHAVIORAL CRIMES:** Criminal offenses that violate laws relating to personal conduct, responsibility and public order. Although not necessarily violent or property offenses in themselves, they may often contribute to other criminal acts.

Weapons Regulation Laws	Liquor Laws
Prostitution	Disorderly Conduct
Drug Laws	All Other Offenses (Except Traffic)
Gambling	Juvenile Curfew Violations
Crimes Against Family	Runaway Juveniles
D.U.I.I.	

Traffic Crime, Fish & Game, and Marine violations: New reporting requirements beginning with the 1987 reporting year. These three areas will eventually become part of the Behavioral Crime group. However, they will be shown separately and not included in the totals or grand totals until several years of comparative history are on record.

S E C T I O N 1

S U M M A R Y

This section presents an overview of statewide statistics relating to criminal offenses and arrests for 1987.

1 9 8 7 S U M M A R Y

- : Total reported crime increased by 0.7% in 1987 compared to 1986.
- . The rate of all crimes decreased by 0.4% from 14,296.6 per 100,000 population in 1986 to 14,240.0 per 100,000 population in 1987.
- . Crimes Against Persons decreased 4.5% in 1987 and the rate per 100,000 decreased by 5.5% when compared to 1986.

21 fewer murders were reported in 1987 than in 1986 for a percentage decrease of 12.0%. 1987 reported the second highest number of murders in the history of Oregon. 1986 was the highest.

Reports of Forcible Rape decreased by 12.3% and Other Sex Crimes decreased by 18.0%.

Robbery decreased by 3.4%. The number of Bank Robberies decreased by 41.8% from 318 Bank Robberies in 1986 to 185 in 1987.

- . Crimes Against Property decreased by 0.3% in 1987 and the rate per 100,000 population decreased by 1.4%.

Property Crimes which decreased are: Burglary, 8.4%; Arson, 7.9%; Fraud, 7.6%; and Embezzlement, 3.1%.

During this same period, the following Property Offenses reported increases: Larceny, 1.8%; Motor Vehicle Theft, 15.9%; Forgery/Counterfeiting, 0.7%; and Vandalism, 2.1%.

- . Property and money valued at \$161,660,337 were reported as stolen or destroyed by criminal acts in 1987. This was an increase of 9.4% over 1986. \$53,988,485 worth of property was reported as recovered. This was an increase of 18.1% over the value of property recovered in 1986. Recovered motor vehicles were valued at \$31,487,198 and accounted for 58.3% of the total recovered property value.

72.2% of the motor vehicles reported as stolen in Oregon during 1987 were recovered. This is an increase in the percentage of recovered vehicles compared to 1986 when 67.6% of the reported stolen vehicles were recovered.

The average material loss per criminal incident was the highest for Arson at \$7,983 per offense, followed by Embezzlement at \$6,325, Motor Vehicle Theft at \$3,477, Burglary at \$975, Larceny at \$370, Robbery at \$334, Forgery at \$261, Fraud at \$232, Vandalism at \$192 and Purse-Snatch at \$170. The average loss per Bank Robbery was \$1,419.



SUMMARY (Continued)

- . Behavioral Crimes increased by 5.2% when compared to 1986.

Driving Under the Influence of Intoxicants (DUII) offenses decreased by 2.3%

Reported Drug Law offenses increased by 20.0% while arrests for Drug Law offenses increased by 27.3%

- . Arrests for all crimes increased by 4.7% in 1987.

Arrests for Crimes Against Persons increased 0.5%.  
Arrests for Crimes Against Property increased 0.7%.  
Arrests for Behavioral Crimes increased 8.5%.

Total juvenile arrests decreased by 2.5% in 1987 while adult arrests increased by 8.1%.

Juveniles accounted for 13.4% of arrests for Crimes Against Persons, 35.1% of Crimes Against Property and 19.8% of Behavioral Crimes and 23.7% of all arrests.

16.3% of all arrests were for Driving Under the Influence of Intoxicants. 21.1% of all adult arrests were for DUII.

## 1987 OREGON CRIME CLOCK

If crime occurred with clockwork regularity, the 1987 volume  
in Oregon would work out as follows:

CLASSIFICATION	ONE OFFENSE EVERY:	AN AVERAGE WEEK WOULD HAVE
<b><u>CRIMES AGAINST PERSONS</u></b>		
Murder *	2 Days, 9 Hrs & 36 Min.	2
Forcible Rape *	7 Hours & 18 Minutes	23
Other Sex Crimes	1 Hour & 24 Minutes	120
Kidnapping	16 Hours & 54 Minutes	10
Extortion	3 Days & 12 Hours	2
Robbery *	1 Hour & 36 Minutes	105
Purse-Snatch	14 Hours & 18 Minutes	12
Aggravated Assault *	1 Hour & 6 Minutes	153
Simple Assault	23 Minutes & 30 Seconds	429
Crimes Against Persons	11 Minutes and 48 Seconds	854
<b><u>CRIMES AGAINST PROPERTY</u></b>		
Burglary *	10 Minutes & 48 Seconds	933
Larceny *	4 Minutes & 36 Seconds	2,191
Motor Vehicle Theft *	39 Minutes & 24 Seconds	256
Arson *	6 Hours & 42 Minutes	25
Forgery/Counterfeiting	1 Hour & 6 Minutes	153
Fraud	54 Minutes	187
Embezzlement	1 Day, 5 Hours	6
Stolen Property (Possession)	15 Hours & 48 Minutes	11
Vandalism	14 Minutes & 36 Seconds	690
Crimes Against Property	2 Minutes & 20 Seconds	4,383
<b><u>BEHAVIORAL CRIMES</u></b>		
Regulatory Weapons Laws	2 Hours & 54 Minutes	58
Prostitution	6 Hours	28
Drug Laws	43 Minutes & 48 Seconds	230
Gambling	10 Days, 16 Hrs, & 48 Min.	
Offenses Against Family	5 Hours & 30 Minutes	31
D.U.I.I.	24 Minutes	430
Liquor Laws	46 Minutes & 48 Seconds	215
Disorderly Conduct	51 Minutes & 24 Seconds	196
All Other (Except Traffic)	17 Minutes & 6 Seconds	589
Runaway Juvenile	49 Minutes & 24 Seconds	204
Behavioral Crime	4 Minutes & 54 Seconds	2,057
Traffic Crime	15 Minutes & 6 Seconds	668
Fish and Game	52 Minutes & 12 Seconds	197
Marine Violations	7 Hours & 54 Minutes	21
<b>ONE CRIME OF SOME TYPE</b>	<b>1 Minute &amp; 12 Seconds</b>	<b>8,400</b>
<b>ONE INDEX CRIME *</b>	<b>2 Minutes &amp; 42 Seconds</b>	<b>3,733</b>

## 1987 CRIMINAL OFFENSES BY CENTER OF POPULATION

Portland, Salem and Eugene combine to have 23.3% of the population and report 44.5% of the Crimes Against Persons, 40.4% of the Crimes Against Property, 26.9% of Behavioral Crimes, 37.1% of the Crime Total and 44.4% of the Index Crimes.

Multnomah, Clackamas, Washington, Marion and Lane Counties contain 58.7% of the state's population but report 67.9% of the Crimes Against Persons, 67.0% of Crimes Against Property, 51.1% of Behavioral Crimes, 62.7% of the Crime Total and 71.0% of all Index Crimes.

## CRIMINAL OFFENSES BY GEOGRAPHIC DISTRIBUTION

The 18 western counties with 86.9% of the population reported 89.4% of the Crimes Against Persons, 90.2% of Crimes Against Property, 86.8% of Behavioral Crimes, 89.2% of all Crime and 91.4% of the Index Crimes.

## REPORTED CRIME BY TYPE OF JURISDICTION (Refer to Sections 3 and 6)

In the broader sense, the 36 sheriff's departments and the Oregon State Police report crime for the unincorporated, suburban, rural areas....While the police departments and the Oregon Liquor Control Commission report for the incorporated or urban locations. Exceptions to this application are some communities which contract with sheriff's departments for law enforcement services.

Crime reports for the 36 sheriff's departments and the Oregon State Police are basically for suburban or rural areas in which 42.2% of the state's population resides. They reported 24.75% of the Crimes Against Persons, 22.3% of the Crimes Against Property, 32.3% of the Behavioral Crimes, 25.1% of the Crime Total and 22.0% of the Index Crimes.

In comparison, the 144 police departments reporting for the incorporated areas, which comprise 57.8% of the state's population, reported 75.3% of the Crimes Against Persons, 77.7% of the Crimes Against Property, 68.7% of the Behavioral Crimes, 74.9% of the Crime Total and 78.0% of all Index Crimes.

R E P O R T E D   O F F E N S E S

	1986	1987	PERCENT CHANGE	RATE PER 100,000	
	-----	-----	-----	1986	1987
	-----	-----	-----	-----	-----
<b>CRIMES AGAINST PERSON</b>					
Willful Murder*	175	154	-12.0	6.6	5.7
Negligent Homicide(1)	5	9	80.0	0.2	0.3
Forcible Rape *	1,377	1207	-12.3	51.7	44.9
Other Sex Crimes	7,780	6378	-18.0	292.3	237.1
Kidnapping	549	518	-5.6	20.6	19.3
Extortion	83	104	25.3	3.1	3.9
Robbery*	5,608	5418	-3.4	210.7	201.4
Purse-Snatch* (2)	941	612	-35.0	35.4	22.8
Aggravated Assault*	7,699	7882	2.4	289.3	293.0
Simple Assault	22,528	22378	-0.7	846.4	831.9
TOTAL	----- 46,745	----- 44,660	----- -4.5	----- 1756.3	----- 1660.2
<b>CRIMES AGAINST PROPERTY</b>					
Burglary*	53,223	48749	-8.4	1999.7	1812.2
Larceny*	111,976	114037	1.8	4207.3	4239.3
Motor Vehicle Theft*	11,515	13342	15.9	432.7	496.0
Arson*	1,419	1307	-7.9	53.3	48.6
Forgery/Counterfeiting	7,531	7580	0.7	283.0	281.8
Fraud	10,637	9830	-7.6	399.7	365.4
Embezzlement	320	310	-3.1	12.0	11.5
Stolen Property	501	560	11.8	18.8	20.8
Vandalism	35,156	35879	2.1	1320.9	1333.8
TOTAL	----- 232,278	----- 231,594	----- -0.3	----- 8727.3	----- 8609.4
<b>BEHAVIORAL CRIMES</b>					
Weapon Laws	2,537	3051	20.3	95.3	113.4
Prostitution	1,191	1452	21.9	44.7	54.0
Drug Laws	10,003	12000	20.0	375.8	446.1
Gambling	45	34	-24.4	1.7	1.3
Crimes Against Family	1,722	1585	-8.0	64.7	58.9
D.U.I.I.	22,415	21902	-2.3	842.2	814.2
Liquor Laws	9,991	11238	12.5	375.4	417.8
Disorderly Conduct	10,340	10221	-1.2	388.5	380.0
All Other	28,077	30804	9.7	1054.9	1145.1
Curfew	3,826	3874	1.3	143.8	144.0
Runaway Juvenile	11,333	10641	-6.1	425.8	395.6
TOTAL	----- 101,480	----- 106,802	----- 5.2	----- 3812.9	----- 3970.3
GRAND TOTAL	----- 380,503	----- 383,056	----- 0.7	----- 14296.6	----- 14240.0
*Index Total	----- 193,933	----- 192,708	----- -0.6	----- 7286.6	----- 7163.9

- (1) Negligent Homicide offenses are limited to non-vehicular circumstance.
- (2) The decrease in Purse-Snatch offenses is partially influenced by improved classification of this problem.

R E P O R T E D   A R R E S T S

	1986			1987			PERCENT CHANGE
	ADULT	JUVENILE	TOTAL	ADULT	JUVENILE	TOTAL	
<b>CRIMES AGAINST PERSON</b>							
Willful Murder*	150	11	161	153	18	171	6.2
Negligent Homicide (1)	9	3	12	17	4	21	75.0
Forcible Rape*	360	57	417	304	65	369	-11.5
Other Sex Crime	1,092	301	1,393	1,053	281	1,334	-4.2
Kidnapping	82	7	89	69	12	81	-9.0
Extortion	6	3	9	13	5	18	100.0
Robbery*	1,095	203	1,298	1,096	229	1,325	2.1
Purse-Snatch* (2)						0	
Aggravated Assault*	1,333	220	1,553	1,413	219	1,632	5.1
Simple Assault	12,315	1,644	13,959	12,332	1,709	14,041	0.6
<b>TOTAL</b>	<b>16,442</b>	<b>2,449</b>	<b>18,891</b>	<b>16,450</b>	<b>2,542</b>	<b>18,992</b>	<b>0.5</b>
<b>CRIMES AGAINST PROPERTY</b>							
Burglary*	3,339	2,598	5,937	3,414	2,335	5,749	-3.2
Larceny*	15,386	8,488	23,874	15,749	8,210	23,959	0.4
Motor Vehicle Theft*	1,244	1,041	2,285	1,616	1,015	2,631	15.1
Arson*	119	161	280	121	195	316	12.9
Forgery/Counterfeiting	1,186	168	1,354	1,204	197	1,401	3.5
Fraud	1,088	103	1,191	1,064	121	1,185	-0.5
Embezzlement	25		25	26	2	28	12.0
Stolen Property	409	170	579	479	160	639	10.4
Vandalism	2,427	1,991	4,418	2,415	1,881	4,296	-2.8
<b>TOTAL</b>	<b>25,223</b>	<b>14,720</b>	<b>39,943</b>	<b>26,088</b>	<b>14,116</b>	<b>40,204</b>	<b>0.7</b>
<b>BEHAVIORAL CRIMES</b>							
Weapon Laws	1,482	189	1,671	1,914	213	2,127	27.3
Prostitution	1,136	93	1,229	1,519	90	1,609	30.9
Drug Laws	6,370	703	7,073	8,254	747	9,001	27.3
Gambling	26		26	12	1	13	-50.0
Crimes Against Family	203	6	209	181	9	190	-9.1
D.U.I.I.	21,172	317	21,489	20,397	291	20,688	-3.7
Liquor Laws	6,919	4,487	11,406	8,604	4,259	12,863	12.8
Disorderly Conduct	2,417	411	2,828	2,648	452	3,100	9.6
All Other	8,829	1,802	10,631	10,752	1,887	12,639	18.9
Curfew		2,443	2,443		2,573	2,573	5.3
Runaway Juvenile		3,422	3,422		2,907	2,907	-15.0
<b>TOTAL</b>	<b>48,554</b>	<b>13,873</b>	<b>62,427</b>	<b>54,281</b>	<b>13,429</b>	<b>67,710</b>	<b>8.5</b>
<b>GRAND TOTAL</b>	<b>90,219</b>	<b>31,042</b>	<b>121,261</b>	<b>96,819</b>	<b>30,087</b>	<b>126,906</b>	<b>4.7</b>
<b>*Index Total</b>	<b>23,026</b>	<b>12,779</b>	<b>35,805</b>	<b>23,866</b>	<b>12,286</b>	<b>36,152</b>	<b>1.0</b>

(1) Negligent Homicide arrests include both Vehicular and Non-Vehicular circumstances.

(2) Arrests for Purse-Snatch are included in the Larceny category.

PART I-INDEX and PART II OFFENSES and RATES, 1986 and 1987

	JANUARY thru DECEMBER		PERCENT CHANGE	CRIME RATE PER 100,000	
	1986	1987		1986	1987
PART I - INDEX CRIME					
WILLFUL MURDER	175	154	-12.0	6.6	5.7
FORCIBLE RAPE	1,377	1,207	-12.3	51.8	44.9
ROBBERY	5,608	5,418	-3.4	210.9	201.4
AGGRAVATED ASSAULT	7,699	7,882	2.4	289.5	293.0
Violent Index Total	14,859	14,661	-1.3	558.7	545.0
BURGLARY	53,223	48,749	-8.4	2001.2	1812.2
LARCENY	112,917	114,649	1.5	4245.8	4262.0
MOTOR VEHICLE THEFT	11,515	13,342	15.9	433.0	496.0
ARSON	1,419	1,307	-7.9	53.4	48.6
Property Index Total	179,074	178,047	-0.6	6733.4	6618.8
PART I - INDEX TOTAL	193,933	192,708	-0.6	7292.1	7163.9
PART II TOTALS	186,570	190,348	2.0	7015.2	7076.1
PART I and PART II TOTALS	380,503	383,056	0.7	14307.3	14240.0

PART I-INDEX and PART II ARRESTS, 1986 and 1987

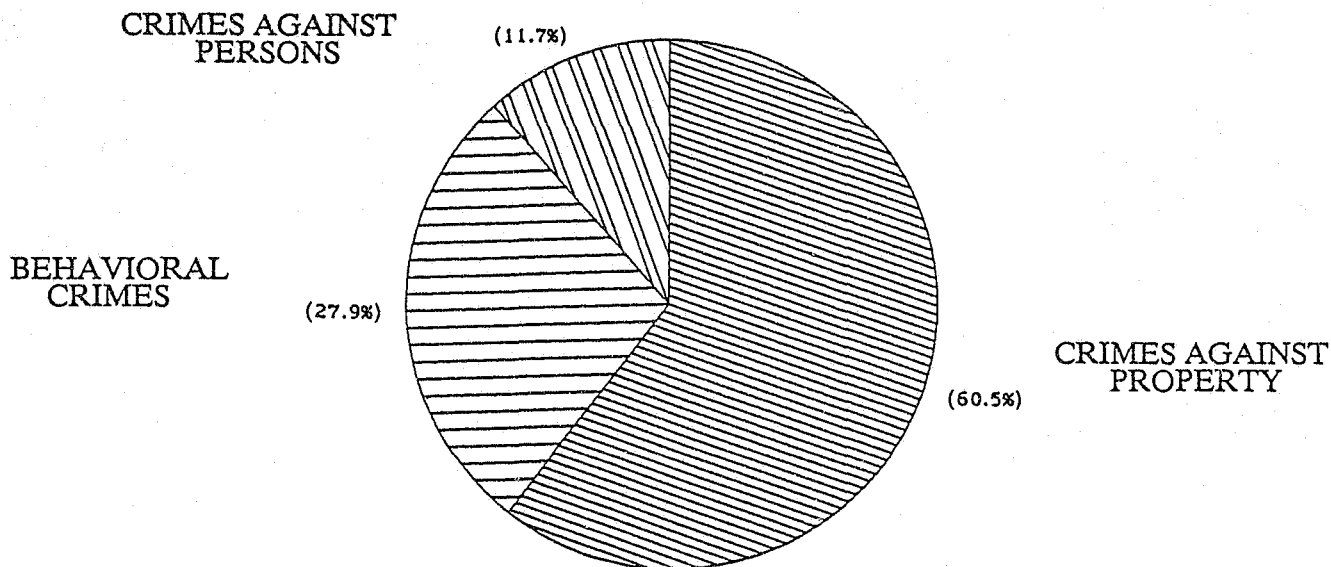
	JANUARY thru DECEMBER 1986			JANUARY thru DECEMBER 1987			PERCENT CHANGE
	ADULT	JUVENILE	TOTAL	ADULT	JUVENILE	TOTAL	
PART I - INDEX CRIME							
WILLFUL MURDER	150	11	161	153	18	171	6.2
FORCIBLE RAPE	360	57	417	304	65	369	-11.5
ROBBERY	1,095	203	1,298	1,096	229	1,325	2.1
AGGRAVATED ASSAULT	1,333	220	1,553	1,413	219	1,632	5.1
Violent Index Total	2,938	491	3,429	2,966	531	3,497	2.0
BURGLARY	3,339	2,598	5,937	3,414	2,335	5,749	-3.2
LARCENY	15,386	8,488	23,874	15,749	8,210	23,959	0.4
MOTOR VEHICLE THEFT	1,244	1,041	2,285	1,616	1,015	2,631	15.1
ARSON	119	161	280	121	195	316	12.9
Property Index Total	20,088	12,288	32,376	20,900	11,755	32,655	0.9
PART I - INDEX TOTAL	23,026	12,779	35,805	23,864	12,286	36,152	1.0
PART II TOTALS	67,193	18,263	85,456	72,953	17,801	90,754	6.2
PART I and PART II TOTALS	90,219	31,042	121,261	96,819	30,087	126,906	4.7

S E C T I O N 2

S T A T E W I D E O F F E N S E P R O F I L E

## REPORTED OFFENSES

1987

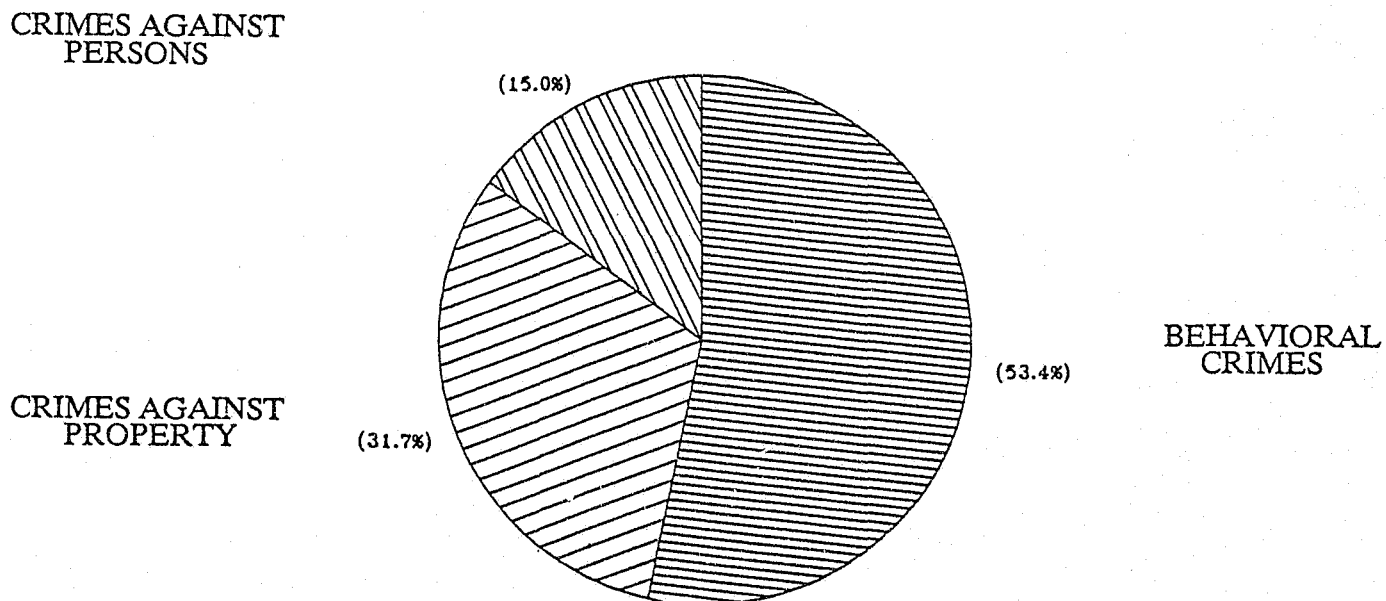


### OFFENSE AND ARREST SUMMARY

CLASSIFICATION	OFFENSES	% ALL OFFENSES	ARRESTS			% ALL ARRESTS	PROPERTY LOSS VALUE	% ALL LOSS
			ADULT	JUVEN	TOTAL			
CRIMES AGAINST PERSONS	44,660	11.7	16,450	2,542	18,992	15.0	1,921,380	1.2
CRIMES AGAINST PROPERTY	231,594	60.5	26,088	14,116	40,204	31.7	159,738,957	98.8
BEHAVIORAL CRIME	106,802	27.9	54,281	13,429	67,710	53.4		
<b>GRAND TOTAL</b>	<b>383,056</b>		<b>96,819</b>	<b>30,087</b>	<b>126,906</b>		<b>161,660,337</b>	

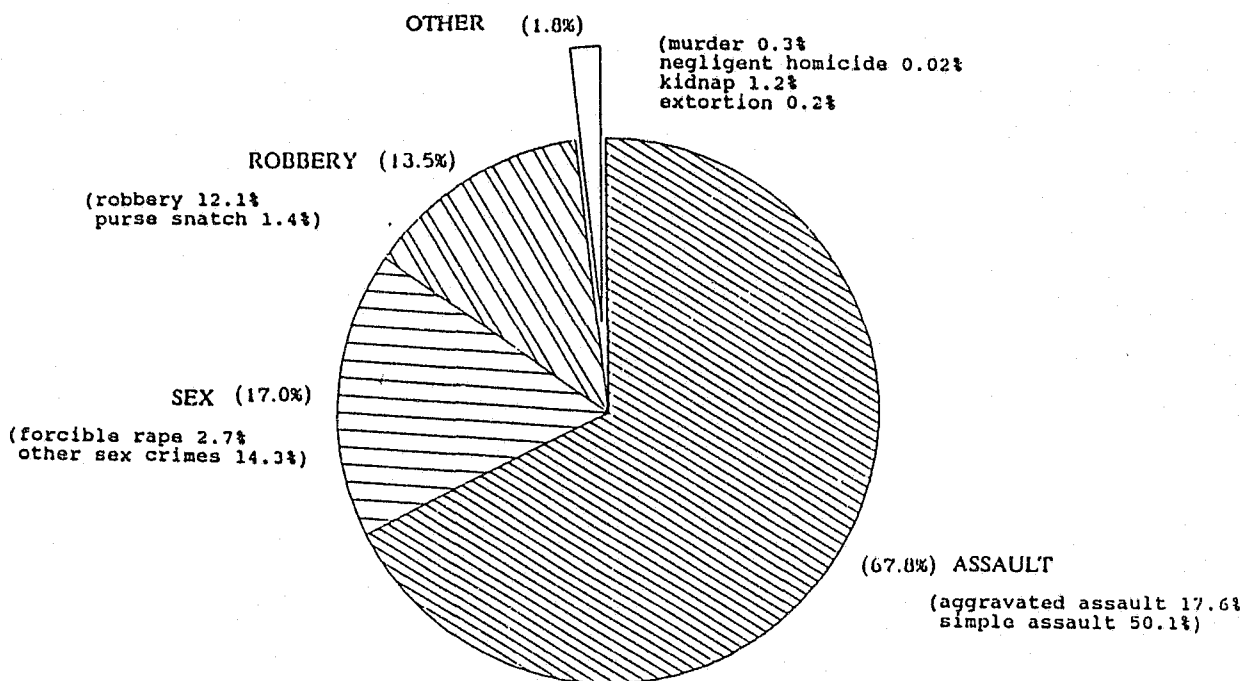
## REPORTED ARRESTS

1987





## CRIMES AGAINST PERSONS 1987



### OFFENSE AND ARREST SUMMARY

CLASSIFICATION	OFFENSES	% ALL OFFENSES	ARRESTS			% ALL ARRESTS	PROPERTY LOSS VALUE	% ALL LOSS
			ADULT	JUVEN	TOTAL			
Willful Murder	154	.0	153	18	171	0.1		
Negligent Homicide	9	.0	17	4	21	.0		
Forcible Rape	1,207	0.3	304	65	369	0.3		
Other Sex Crimes	6,378	1.7	1,053	281	1,334	1.1		
Kidnapping	518	0.1	69	12	81	0.1		
Blackmail/Extortion	104	.0	13	5	18	.0	7,659	.0
Robbery	5,418	1.4	1,096	229	1,325	1.0	1,809,489	1.1
Purse-Snatch	612	0.2			0	0.0	104,232	0.1
Aggravated Assault	7,882	2.1	1,413	219	1,632	1.3		
Simple Assault	22,378	5.8	12,332	1,709	14,041	11.1		
<b>CRIMES AGAINST PERSON</b>								
<b>TOTAL</b>	<b>44,660</b>	<b>11.7</b>	<b>16,450</b>	<b>2,542</b>	<b>18,992</b>	<b>15.0</b>	<b>1,921,380</b>	<b>1.2</b>

# CRIMES AGAINST PERSONS

OFFENSE AND ARREST SUMMARY 1987

CLASSIFICATION	OFFENSES CLEARED 1987						PERSONS ARRESTED 1987				PROPERTY			
	1985	1986	1987	BY	BY ADULT	BY JUV	ADULT	JUVENILE	MALE	FEMALE	PROPERTY	AVERAGE	PERCENT	
	OFFENSES	OFFENSES	OFFENSES	EXCEPTION	ARREST	ARREST					LOSS	LOSS PER	OF LOSS	
											VALUE	OFFENSE	VALUE	RECOVERED
Willful Murder	114	152	135	11	69	9	131	16	133	14				
Aggravated Murder	10	23	19		13		22	2	23	1				
MURDER TOTAL	124	175	154	11	82	9	153	18	156	15		NOT APPLICABLE		
Negligent Homicide	5	5	9	4	9		4		2	2				
Traffic Death Arrests							13	4	16	1				
Forcible Rape	1,066	1,104	914	115	282	43								
Attempt Force Rape	296	271	293	17	94	26								
RAPE TOTAL	1,362	1,375	1,207	132	376	69	304	65	369			NOT APPLICABLE		
SEX CRIMES														
Non-Force Rape	458	313	314	35	112	17	63	18	79	2				
Cont. to Sex Delqncy	102	119	130	19	60	2	31	4	27	8				
Physical Molest	3,693	3,339	2,479	370	705	191	322	112	420	14				
Obscene Phone Call	1,206	824	463	35	14	4	5	7	9	3				
Incest	*	63	107	13	64	12	11	4	15					
Exposer	1,188	1,303	1,401	48	474	22	395	25	389	31				
Forcible Sodomy	1,070	1,093	837	99	298	99	83	52	128	7				
Non-Force Sodomy	244	238	190	18	68	22	26	14	37	3				
Other Sex Crimes	592	482	457	45	126	30	117	45	157	5				
SEX CRIME TOTAL	8,553	7,774	6,378	683	1,921	399	1,053	281	1,261	73		NOT APPLICABLE		
KIDNAPPING														
For Add Crim Purp	*	495	484	37	149	16								
Hostage/Shield	*	49	31	5	15	2								
For Ransom	*	2	1		1									
Hi-Jack, Terrorist	*		2											
KIDNAPPING TOTAL	477	546	518	42	165	18	69	12	70	11				
BLACKMAIL/EXTORTION	59	83	104	6	9	53	13	5	16	2	7,659		857	11.2
ROBBERY														
Highway	1,498	2,134	2,006	63	263	64					325,802	162	25,823	7.9
Business	1,045	1,104	1,309	49	445	41					480,355	367	44,386	9.4
Service Station	260	201	193	5	28	2					50,780	263	763	1.5
Convenience Store	458	601	733	23	135	11					64,398	88	4,888	7.6
Residence	645	606	517	46	96	10					515,632	997	150,990	29.3
Bank	227	318	185	60	43						262,631	1,420	28,722	10.9
Other Robbery	916	645	475	13	94	25					109,891	231	5,693	5.2
ROBBERY TOTAL	5,049	5,609	5,418	259	1,104	153	1,096	229	1,189	136	1,809,489	334	261,865	14.5
PURSE-SNATCH	880	941	612	16	27	18					104,232	170	16,678	16.0
Aggravated Assault	8,116	7,478	7,658	309	2,959	419	1,314	216	1,364	166				
Attempted Murder	211	223	224	12	157	7	99	3	87	15				
AGG. ASSAULT TOTAL	8,327	7,701	7,882	321	3,116	426	1,413	219	1,451	181				NOT APPLICABLE
SIMPLE ASSAULT	19,851	22,529	22,378	1,426	11,443	1,311	12,332	1,709	11,775	2,266				
CRIME AGAINST PERSON														
TOTAL	44,687	46,738	44,660	2,900	18,252	2,456	16,450	2,542	16,305	2,687	1,921,380	N/A	279,400	N/A

MURDER BY TYPE

Felony Murder - Killing which occurs in conjunction with commission of some other crime.

	1986	1987
Rape	7	3
Robbery	15	28
Burglary	4	2
Larceny		
Motor Vehicle Theft	3	
Arson	1	1
Prostitution/Vice	1	
Other Sex Offenses	2	
Narcotic Drug Laws	7	1
Gambling		
Other - Not Specified	2	1
Suspected Felony Type	<u>1</u>	<u>2</u>
Felony Total	43	38

Other Than Felony Murder

Lovers Triangle	2	5
Child Killed by Babysitter	2	3
Brawl Influence of Alcohol	5	1
Brawl Influence of Drugs		
Argument Over Property/Money	8	2
Argument - Other	44	41
Gangland Killing		
Juvenile Gang Killing		
Institution Killing	2	
Sniper Attack		
Other	41	30
Unknown	3	
Unable to Determine	<u>28</u>	<u>34</u>
Other Total	132	116
GRAND TOTAL	175	154

MURDER VICTIM BY AGE

AGE	1986	1987
10 and Under	13	17
11 to 12	1	1
13 to 14	1	1
15		
16	2	3
17	2	3
18	1	
19	4	
20	6	2
21	4	1
22	3	4
23	3	6
24	2	4
25 to 29	20	26
30 to 34	30	20
35 to 39	26	18
40 to 44	14	6
45 to 49	8	9
50 to 54	5	10
55 to 59	3	5
60 to 64	9	4
65 and Over	18	11
Unknown		3
	<u>175</u>	<u>154</u>

NEGLIGENT HOMICIDE

Offenses are limited to "Non-Traffic" type circumstances only.

	1986	1987
Victim shot while hunting		3
Gun cleaning death other than self inflicted		
Children playing with gun	1	2
Other Negligent handling of gun	2	1
All other manslaughter by negligence except traffic	<u>2</u>	<u>3</u>
Negligent Homicide Total	5	9

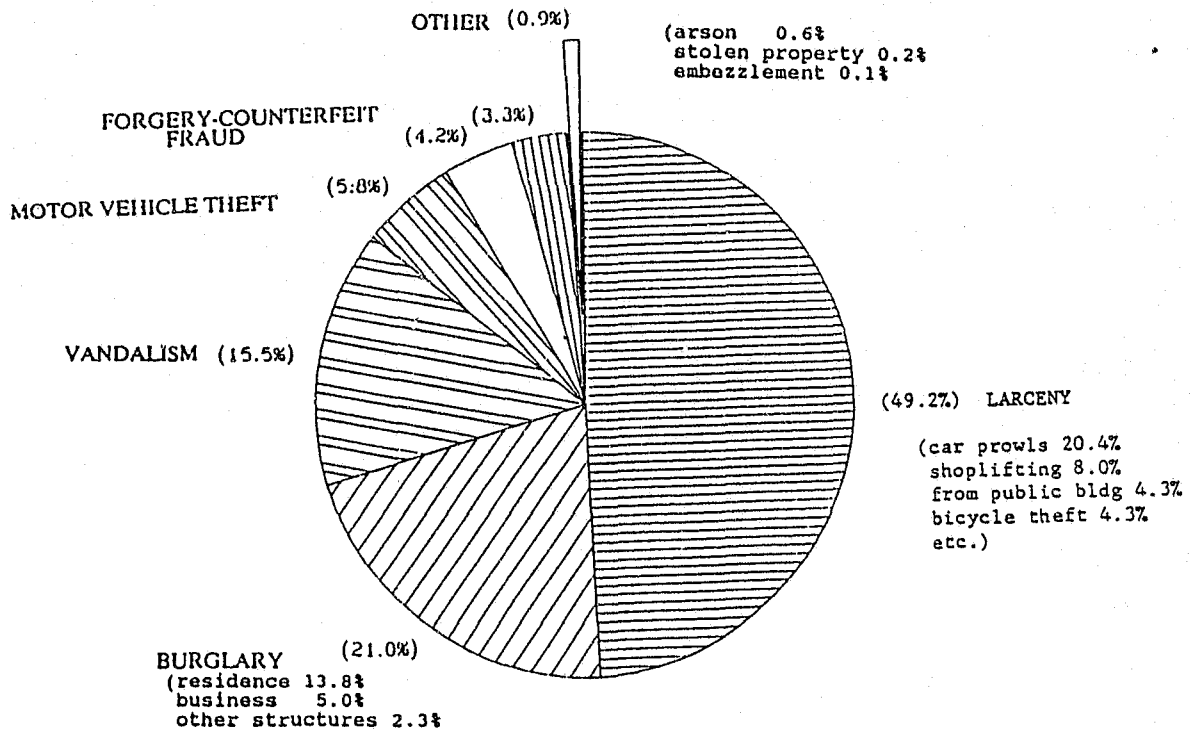
OTHER SEX CRIMES BY TYPE and VICTIM, 1986 and 1987

	ADULT MALE		ADULT FEMALE		JUVENILE MALE		JUVENILE FEMALE	
	1986	1987	1986	1987	1986	1987	1986	1987
Non-Force Rape	8	3	26	34	7	2	272	274
Contrib to Sex Delinq	5	3	1	1	27	43	86	83
Physical Molest	48	40	292	290	589	417	2,410	1,731
Obscene Phone Call	76	44	651	364	23	13	74	42
Incest	2	1	6	9	8	3	47	94
Indecent Expose	177	289	748	779	36	28	342	305
Forcible Sodomy	52	20	157	193	343	240	541	384
Non-Force Sodomy	4	3	6	13	137	68	91	106
Other Sex Crimes	34	25	148	129	57	65	243	238
TOTAL	406	428	2,035	1,812	1,227	879	4,106	3,257

OFFENSES BY FORCE ELEMENT, 1986 and 1987

Classification	Year	Hand Gun	Rifle/ Shotgun	Other Firearm	Unknown Firearm	FIREARM TOTAL	KNIFE/ CUTTING	OTHER WEAPON	PHYSICAL FORCE
Murder	86	61	25		2	88	35	32	20
	87	37	24		1	62	41	39	12
Negligent Homicide	86		4			2		2	1
	87	2	5			7		3	
Forcible Rape	86	38	7	1	34	80	143	23	1,131
	87	48	3		5	56	140	31	980
Robbery	86	1,362	110	47	324	1,807	809	392	2,600
	87	1,394	131	37	301	1,863	791	315	2,449
Aggravated Assault	86	845	308	190	136	1,479	1,506	2,495	2,219
	87	872	343	193	106	1,514	1,399	2,589	2,380
Simple Assault	86	NOT APPLICABLE							22,528
	87	NOT APPLICABLE							22,378
	86	2,306	454	238	496	3,456	2,493	2,944	28,499
	87	2,353	506	230	413	3,502	2,371	2,977	28,199

## CRIMES AGAINST PROPERTY 1987



### OFFENSE AND ARREST SUMMARY

CLASSIFICATION	OFFENSES	% ALL OFFENSES	ARRESTS			% ALL ARRESTS	PROPERTY LOSS VALUE	% ALL LOSS
			ADULT	JUVEN	TOTAL			
Burglary	48,749	12.7	3,414	2,335	5,749	4.5	47,556,080	29.4
Larceny	114,037	29.8	15,749	8,210	23,959	18.9	42,212,546	26.1
Motor Vehicle Theft	13,342	3.5	1,616	1,015	2,631	2.1	46,399,849	28.7
Arson	1,307	0.3	121	195	316	0.2	10,434,495	6.5
Forgery	7,580	2.0	1,204	197	1,401	1.1	1,980,817	1.2
Fraud	9,830	2.6	1,064	121	1,185	0.9	2,287,036	1.4
Embezzlement	310	0.1	26	2	28	.0	1,960,989	1.2
Stolen Property	560	0.1	479	160	639	0.5		
Vandalism	35,879	9.4	2,415	1,881	4,296	3.4	6,907,145	4.3
<b>CRIMES AGAINST PROPERTY TOTAL</b>	<b>231,594</b>	<b>60.5</b>	<b>26,088</b>	<b>14,116</b>	<b>40,204</b>	<b>31.7</b>	<b>159,738,957</b>	<b>98.8</b>

OFFENSE AND ARREST SUMMARY 1987

CLASSIFICATION	OFFENSES CLEARED 1987						PERSONS ARRESTED 1987				PROPERTY			PERCENT OF LOSS VALUE RECOVERED
	1985	1986	1987	BY	BY ADULT	BY JUV					PROPERTY	AVERAGE	RECOVERED	
	OFFENSES	OFFENSES	OFFENSES	EXCEPTION	ARREST	ARREST	ADULT	JUVENILE	MALE	FEMALE	LOSS VALUE	LOSS PER OFFENSE	VALUE	
<b>BURGLARY</b>														
Residence	33,902	34,552	32,008	923	2,124	841					33,986,148	1,062	1,863,783	5.5
Business	17,116	13,214	11,481	276	1,197	348					9,586,010	835	1,015,966	10.6
Other Structure	*	5,460	5,260	83	354	195					3,983,922	757	305,365	7.7
<b>BURGLARY TOTAL</b>	<b>51,018</b>	<b>53,226</b>	<b>48,749</b>	<b>1,282</b>	<b>3,675</b>	<b>1,384</b>	<b>3,414</b>	<b>2,335</b>	<b>5,179</b>	<b>570</b>	<b>47,556,080</b>	<b>976</b>	<b>3,185,114</b>	<b>6.7</b>
<b>LARCENY</b>														
Pickpocket	584	516	432	8	25	11					54,893	127	3,764	6.9
Shoplift	16,294	17,966	18,598	263	9,781	3,960					1,337,733	72	665,170	49.7
From Motor Vehicles	29,958	32,178	33,206	393	1,281	454					13,311,016	401	840,076	6.3
Motor Veh Parts/Acc	11,841	11,997	14,139	117	435	213					3,934,494	278	145,557	3.7
Bicycles	9,622	9,709	9,991	373	196	330					2,336,841	234	324,559	13.9
From Public Bldg.	14,871	11,837	10,021	348	1,400	417					3,964,608	396	556,167	14.0
From Coin-op Mach.	804	803	734	13	53	37					71,479	97	7,814	10.9
All Other Larceny	22,135	26,973	26,916	1,380	2,634	720					17,201,482	639	3,517,541	20.4
<b>LARCENY TOTAL</b>	<b>106,109</b>	<b>111,979</b>	<b>114,037</b>	<b>2,895</b>	<b>15,865</b>	<b>6,142</b>	<b>15,749</b>	<b>8,210</b>	<b>16,517</b>	<b>7,442</b>	<b>42,212,546</b>	<b>370</b>	<b>5,060,648</b>	<b>14.4</b>
<b>MOTOR VEHICLE THEFT</b>														
Automobiles	5,906	6,679	7,496	506	859	344					28,186,282	3,760	18,815,553	66.8
Trucks/Busses/Vans	2,401	2,673	3,521	169	385	111					14,969,203	4,251	10,933,080	73.0
Motorcycles/Mopeds	1,819	2,005	2,205	111	166	170					2,637,463	1,196	1,427,331	53.7
Snowmobiles	14	11	12			2					19,730	1,644	15,120	76.6
Other Vehicles	135	142	108	5	14	8					587,171	5,437	306,114	52.1
<b>MTR VEH THEFT TOTAL</b>	<b>10,277</b>	<b>11,510</b>	<b>13,342</b>	<b>791</b>	<b>1,424</b>	<b>635</b>	<b>1,616</b>	<b>1,015</b>	<b>2,287</b>	<b>344</b>	<b>46,399,849</b>	<b>3,478</b>	<b>31,487,198</b>	<b>67.9</b>
<b>ARSON</b>														
Residence	459	481	382	9	51	29					2,670,838	6,992	35,832	1.3
Other Buildings	437	383	338	13	33	34					7,387,031	21,855		
Vehicles	198	205	209	5	14	8					267,855	1,282	1,500	0.6
Other Arson	408	349	378	14	33	70					108,771	288	1,593	1.5
<b>ARSON TOTAL</b>	<b>1,502</b>	<b>1,418</b>	<b>1,307</b>	<b>41</b>	<b>131</b>	<b>141</b>	<b>121</b>	<b>195</b>	<b>277</b>	<b>39</b>	<b>10,434,495</b>	<b>7,984</b>	<b>38,925</b>	<b>0.4</b>
<b>FORGERY/COUNTERFEIT</b>														
Check	4,543	6,186	6,328	378	1,828	195					916,714	145	47,794	5.2
Credit Card	1,106	685	653	9	306	28					89,118	136	22,824	25.6
Currency	137	175	132	12	10	4					3,365	25	91	2.7
Securities	37	52	37		9						8,300	224	2,600	31.3
All Other	342	429	430	18	135	19					963,320	2,240	1,215	0.1
<b>FORG/CTERFT TOTAL</b>	<b>6,165</b>	<b>7,527</b>	<b>7,580</b>	<b>417</b>	<b>2,288</b>	<b>246</b>	<b>1,204</b>	<b>197</b>	<b>842</b>	<b>559</b>	<b>1,980,817</b>	<b>261</b>	<b>74,524</b>	<b>3.8</b>

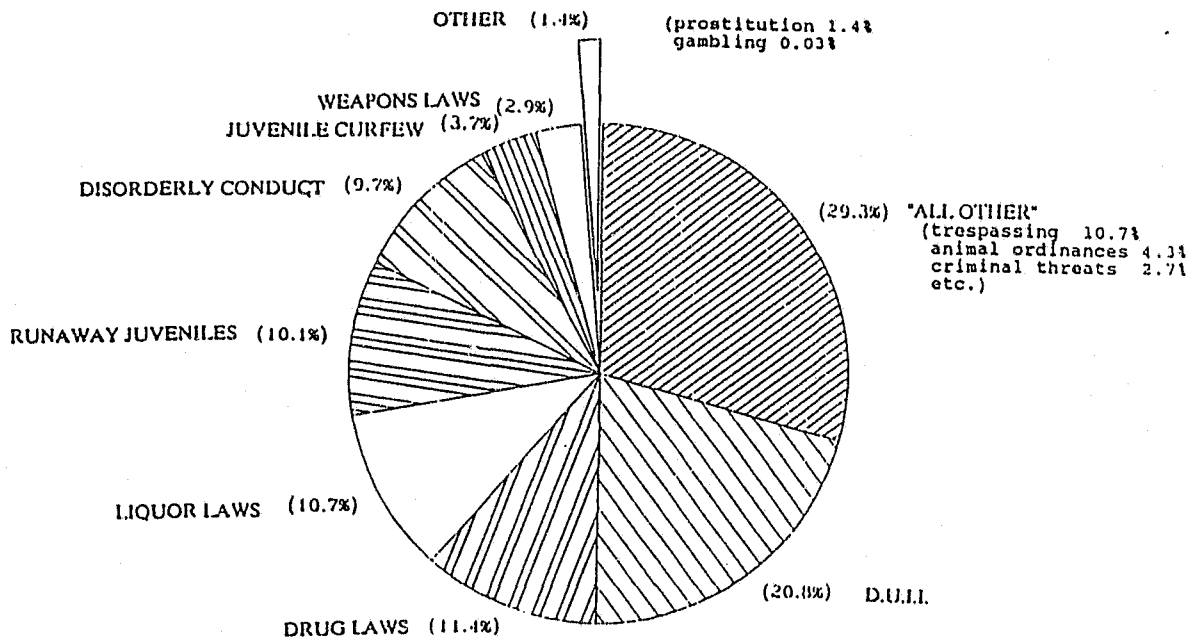


OFFENSE AND ARREST SUMMARY 1987

CLASSIFICATION	OFFENSES CLEARED 1987						PERSONS ARRESTED 1987				PROPERTY			PERCENT OF LOSS VALUE RECOVERED
	1985	1986	1987	BY EXCEPTION	BY ADULT ARREST	BY JUV ARREST	ADULT	JUVENILE	MALE	FEMALE	PROPERTY LOSS VALUE	AVERAGE LOSS PER OFFENSE	RECOVERED VALUE	
	OFFENSES	OFFENSES	OFFENSES											
<b>PRAUD</b>														
No Acct Check		81	102	15	35						14,468	142	445	3.1
Acct Closed Check		2,277	2,349	310	430	16					228,323	97	28,738	12.6
NSP-Check		2,872	2,677	612	648	13					378,245	141	115,398	30.5
Sub-Total Checks	4,876	5,230	5,128											
Credit Card	733	649	580	22	270	30					123,031	212	12,850	10.4
By Deception	1,885	1,776	1,530	70	456	36					1,219,167	797	217,740	17.9
Of Services	2,386	2,507	2,092	218	530	67					188,470	90	16,749	8.9
Other Fraud	262	472	500	55	99	1					135,332	271	19,861	14.7
<b>PRAUD TOTAL</b>	<b>10,143</b>	<b>10,634</b>	<b>9,830</b>	<b>1,302</b>	<b>2,468</b>	<b>163</b>	<b>1,064</b>	<b>121</b>	<b>797</b>	<b>388</b>	<b>2,281,036</b>	<b>233</b>	<b>411,781</b>	<b>18.0</b>
<b>EMBEZZLEMENT</b>	<b>564</b>	<b>319</b>	<b>310</b>	<b>21</b>	<b>82</b>	<b>5</b>	<b>26</b>	<b>2</b>	<b>9</b>	<b>19</b>	<b>1,960,989</b>	<b>6,326</b>	<b>20,800</b>	<b>1.1</b>
<b>STOLEN PROPERTY</b>	<b>528</b>	<b>581</b>	<b>560</b>	<b>22</b>	<b>385</b>	<b>75</b>	<b>479</b>	<b>160</b>	<b>550</b>	<b>89</b>	<b>NOT APPLICABLE</b>			
<b>VANDALISM</b>														
Residence	7,157	7,074	6,836	331	800	268					939,492	137	4,267	0.5
Non-Residence	6,158	6,496	6,576	294	692	279					1,754,155	267	5,581	0.3
Vehicle	14,791	15,016	15,692	580	1,209	501					2,884,810	184	13,493	0.5
Venerated Objects	109	121	66	4	4	3					28,532	432	150	0.5
Police Cars	238	213	218	2	123	7					22,516	103	1,682	7.5
Other Vandalism	5,936	6,240	6,491	587	650	404					1,277,640	197	26,236	2.1
<b>VANDALISM TOTAL</b>	<b>34,389</b>	<b>35,160</b>	<b>35,879</b>	<b>1,798</b>	<b>3,478</b>	<b>1,462</b>	<b>2,415</b>	<b>1,881</b>	<b>3,852</b>	<b>444</b>	<b>6,907,145</b>	<b>193</b>	<b>51,409</b>	<b>0.7</b>
<b>CRIMES AGAINST PROPERTY TOTAL</b>	<b>220,695</b>	<b>232,274</b>	<b>231,594</b>	<b>8,569</b>	<b>29,736</b>	<b>10,253</b>	<b>26,088</b>	<b>14,116</b>	<b>30,310</b>	<b>9,894</b>	<b>159,738,957</b>	<b>628</b>	<b>41,330,399</b>	<b>25.9</b>

OFFENSE AND ARREST SUMMARY 1987 PROPERTY

### BEHAVIORAL CRIMES 1987



### OFFENSE AND ARREST SUMMARY

CLASSIFICATION	OFFENSES	% ALL OFFENSES	ARRESTS			% ALL ARRESTS	PROPERTY LOSS VALUE	% ALL LOSS
			ADULT	JUVEN	TOTAL			
Weapon Laws	3,051	0.8	1,914	213	2,127	1.7	NOT APPLICABLE	
Prostitution	1,452	0.4	1,519	90	1,609	1.3		
Drug Laws	12,000	3.1	8,254	747	9,001	7.1		
Gambling	34	.0	12	1	13	.0		
Crimes Against Family	1,585	0.4	181	9	190	0.1		
D.U.I.	21,902	5.7	20,397	291	20,688	16.3		
Liquor Law	11,238	2.9	8,604	4,259	12,863	10.1		
Disorderly Conduct	10,221	2.7	2,648	452	3,100	2.4		
All Other	30,804	8.0	10,752	1,887	12,639	10.0		
Curfew	3,874	1.0		2,573	2,573	2.0		
Runaway	10,641	2.8		2,907	2,907	2.3		
<b>BEHAVIORAL CRIMES</b>								
<b>TOTAL</b>	<b>106,802</b>	<b>27.9</b>	<b>54,281</b>	<b>13,429</b>	<b>67,710</b>	<b>53.4</b>	<b>N/A</b>	<b>N/A</b>

OFFENSE AND ARREST SUMMARY 1987

CLASSIFICATION	OFFENSES CLEARED 1987						PERSONS ARRESTED 1987				PROPERTY		
	1985	1986	1987	BY	BY ADULT	BY JUV	PERSONS ARRESTED 1987		PROPERTY	AVERAGE	RECOVERED	PERCENT	
	OFFENSES	OFFENSES	OFFENSES	EXCEPTION	ARREST	ARREST	ADULT	JUVENILE	LOSS VALUE	LOSS PER OFFENSE	VALUE	OF LOSS VALUE RECOVERED	
<b>WEAPON LAWS</b>													
Possess Illegally	550	601	654	14	597	30	459	29	440	48			
Carry Concealed	1,016	1,195	1,508	3	1,389	187	1,014	154	1,059	109			
Ex Con in Possession	*	287	386	5	367	4	232	2	225	9			
Other Weapon Law	567	454	503	100	308	34	209	28	219	18			
WEAPON LAW TOTAL	2,073	2,537	3,051	122	2,572	255	1,914	213	1,943	184		NOT APPLICABLE	
<b>PROSTITUTION</b>													
Engage in	759	640	833	2	771	25	967	47	398	616			
Promote	46	19	31		20	1	28	1	17	12			
Compel	27	39	29	1	17	1	12		12				
Other Prostitution	303	492	559	6	510	41	512	42	66	488			
PROSTITUTION TOTAL	1,135	1,190	1,452	9	1,318	68	1,519	90	493	1,116		NOT APPLICABLE	
<b>DRUG LAWS</b>													
Narcotic	1,222	2,584	3,642	113	2,991	58	2,855	105	2,283	677			
Marijuana	5,731	5,174	5,568	295	4,176	414	3,610	554	3,529	635			
Synthetic Narcotic	134	325	319	13	195	10	185	15	136	64			
Other Danger Drugs	1,136	1,921	2,471	166	1,845	58	1,604	73	1,176	499			
DRUG LAW TOTAL	8,223	10,004	12,000	581	9,207	540	8,254	747	7,126	1,875		NOT APPLICABLE	
<b>GAMBLING</b>													
Bookmaking	2	1	1										
Numbers/Lottery	*		1										
Illegal Games	*	10	14	2	6	1	2		2				
Illegal Devices	*		6	1	2		2		1	1			
Illegal Payoff	*	31	3	1			2		1	1			
Other Gambling	58	3	9	1	6		6	1	7				
GAMBLING TOTAL	60	45	34	5	14	1	12	1	11	2		NOT APPLICABLE	
<b>CRIMES AGAINST FAMILY</b>													
Child Abandonment	46	60	53	4	7	16	4	1	2	3			
Child Neglect	735	984	942	286	144	26	88	4	20	72			
Non-Support	6	11	9	1	5	1	11		10	1			
Custody Interference	307	367	397	111	62	5	47	2	27	22			
Child Abuse	520	*	*										
Other	227	294	184	28	50	8	31	2	28	5			
CRIMES AGAINST FAMILY TOTAL	1,841	1,716	1,585	352	268	56	181	9	87	103		NOT APPLICABLE	
<b>D. U. I. I.</b>													
Under .08 Alcohol	1,320	1,026	974		935	39	866	38	772	132			
.08 thru .14 Alcohol	6,113	5,921	5,970		5,840	125	5,540	135	4,799	876			
.15 thr .19 Alcohol	7,331	6,827	6,154		6,083	68	5,832	70	4,954	948			
.20 or above Alcohol	4,138	3,805	3,713		3,696	17	3,555	13	3,026	542			
BA Refused	4,212	4,132	4,341		4,325	15	4,004	16	3,516	504			
BA Not Given	693	548	543		526	17	448	14	388	74			
Of Drugs	*	50	76		73	3	57	2	42	17			
Undetermined	*	109	131		124	6	95	3	78	20			
D.U.I.I. TOTAL	23,807	22,418	21,902	0	21,682	290	20,397	291	17,575	3,113		NOT APPLICABLE	

OFFENSE AND ARREST SUMMARY 1987

CLASSIFICATION	OFFENSES CLEARED 1987						PERSONS ARRESTED 1987				PROPERTY			PERCENT OF LOSS VALUE RECOVERED
	1985	1986	1987	BY EXCEPTION	BY ADULT ARREST	BY JUV ARREST	ADULT	JUVENILE	MALE	FEMALE	PROPERTY LOSS VALUE	AVERAGE LOSS PER OFFENSE	RECOVERED VALUE	
	OFFENSES	OFFENSES	OFFENSES											
<b>LIQUOR LAWS</b>														
Minor in Possession	5,861	6,231	6,522	82	4,183	2,124	4,817	4,206	7,105	1,918				
Illgl Make, Poss, Sell	42	29	29	4	20	2	25	4	25	4				
Illgl Establishment	4	4	6		5		5		5					
Drink in Public	2,119	2,329	3,105	443	2,195	8	2,695	3	2,437	261				
Furnsibing	864	773	834	104	624	34	689	30	610	109				
Importing	7	6	4	1	2		1		1					
License Violation		24	26	1	12	1	36	2	24	14				
Minor on Premises		63	59	8	45	3	26	1	12	15				
Other Liquor Laws	663	534	653	208	352	12	310	13	263	60				
<b>LIQUOR LAW TOTAL</b>	<b>9,560</b>	<b>9,993</b>	<b>11,238</b>	<b>851</b>	<b>7,438</b>	<b>2,184</b>	<b>8,604</b>	<b>4,259</b>	<b>10,482</b>	<b>2,381</b>	<b>NOT APPLICABLE</b>			
<b>DISORDERLY CONDUCT</b>	<b>4,306</b>	<b>10,337</b>	<b>10,221</b>	<b>2,467</b>	<b>3,022</b>	<b>362</b>	<b>2,648</b>	<b>452</b>	<b>2,606</b>	<b>494</b>	<b>NOT APPLICABLE</b>			
<b>ALL OTHER OFFENSES</b>														
Trespass	10,296	10,692	11,473	2,376	4,665	727	4,346	1,239	4,788	797				
Escape Your Custody	545	595	599	21	371	53	238	25	230	33				
Bomb threat	*	476	433	50	14	9	8	9	15	2				
Othr Criminal Threat	1,877	2,652	2,921	241	528	44	171	29	169	31				
Shoot in Prohib Area	*	168	195	48	40	16	22	24	44	2				
Animal Ordinances	*	4,571	4,949	2,013	987	22	1,898	33	996	935				
Garbage/Littering	970	1,057	1,132	253	322	37	324	56	332	48				
All Other	15,469	7,862	9,102	1,890	3,998	484	3,745	472	3,516	701				
<b>ALL OTHER TOTAL</b>	<b>29,157</b>	<b>28,073</b>	<b>30,804</b>	<b>6,892</b>	<b>10,925</b>	<b>1,392</b>	<b>10,752</b>	<b>1,887</b>	<b>10,090</b>	<b>2,549</b>	<b>NOT APPLICABLE</b>			
<b>CURFEW</b>	<b>3,891</b>	<b>3,826</b>	<b>3,874</b>	<b>48</b>	<b>96</b>	<b>3,721</b>		<b>2,573</b>	<b>1,772</b>	<b>801</b>				
<b>RUNAWAY JUVENILES</b>											<b>NOT APPLICABLE</b>			
Male	5,052	4,947	4,691	2,315	149	1,388		1,314	1,314					
Female	6,640	6,385	5,950	2,971	157	1,713		1,593	1,593	1,593				
<b>RUNAWAY TOTAL</b>	<b>11,692</b>	<b>11,332</b>	<b>10,641</b>	<b>5,286</b>	<b>306</b>	<b>3,101</b>		<b>2,907</b>	<b>1,314</b>	<b>1,593</b>	<b>NOT APPLICABLE</b>			
<b>BEHAVIORAL CRIME TOTAL</b>	<b>95,745</b>	<b>101,471</b>	<b>106,802</b>	<b>16,613</b>	<b>56,768</b>	<b>11,970</b>	<b>54,281</b>	<b>13,429</b>	<b>53,499</b>	<b>14,211</b>	<b>N/A</b>	<b>N/A</b>	<b>N/A</b>	<b>N/A</b>
<b>GRAND TOTAL</b>	<b>361,127</b>	<b>380,483</b>	<b>383,056</b>	<b>28,082</b>	<b>104,756</b>	<b>24,679</b>	<b>96,819</b>	<b>30,087</b>	<b>100,114</b>	<b>26,792</b>	<b>161,660,337</b>	<b>N/A</b>	<b>41,609,799</b>	<b>N/A</b>

## TRAFFIC CRIME, FISH & GAME and MARINE VIOLATIONS

CLASSIFICATION	OFFENSES CLEARED 1987						PERSONS ARRESTED 1987				PROPERTY			PERCENT OF LOSS VALUE RECOVERED
	1985	1986	1987	BY EXCEPTION	BY ADULT ARREST	BY JUV ARREST	ADULT	JUVENILE	MALE	FEMALE	PROPERTY LOSS VALUE	AVERAGE LOSS PER OFFENSE	RECOVERED VALUE	
	OFFENSES	OFFENSES	OFFENSES											
<b>TRAFFIC CRIME</b>														
Hit and Run-Misdemeanor			2,014		1,857	157	1,185	123	1,050	258				
Hit and Run-Felony			222		210	12	121	6	114	13				
Reckless Driving			2,068		1,834	234	975	193	1,083	85				
Elding			1,208		1,074	134	382	63	419	26				
Driving While Suspended-Misdemeanor			20,392		20,037	355	16,673	305	14,546	2,432				
Driving While Suspended-Felony			5,368		5,342	26	3,797	21	3,577	243				
Fail to Display Drive License			3,520		3,234	286	2,628	244	2,309	563				
TRAFFIC CRIME TOTAL			34,772		33,536	1,234	25,763	955	23,098	3,620			NOT APPLICABLE	
<b>FISH and GAME</b>														
Sport Fishing			6,154		5,795	359	5,583	410	5,467	526				
Commercial Fish			331		328	3	309	4	307	6				
Personal Use			620		605	15	594	16	558	52				
Game			3,168		2,960	208	2,710	193	2,773	130				
FISH & GAME TOTAL			10,273		9,688	585	9,196	623	9,105	714			NOT APPLICABLE	
<b>MARINE VIOLATIONS</b>														
License Violations			402		399	3	379	4	369	14				
Insuff Life Preservers			517		505	12	496	15	477	28				
Muffling			2		2		2		2					
Other Equipment Violations			45		44	1	42	1	42	1				
Operate Without Lights			13		12	1	11	1	12					
Reckless Operatton			14		14		11		11					
Speeding			37		37		37		37					
Operate While Intoxicated			13		13		10		10					
Other Marine Violations			61		60	1	51	3	50	4				
MARINE TOTAL			1,104		1,086	18	1,033	24	1,010	47			NOT APPLICABLE	

DRUG LAW OFFENSES BY TYPE OF DRUG and ACTIVITY 1987

TOTAL		SALE- POSSN FOR SALE	POSSN FOR USE	FURNISH	TRANSPT/ MANUFAC/ CULTIVATE	OBTAIN UNLAWFUL	TAMPER W/RECDS	OTHER
11	Opium	2	7		2			
860	Heroin	294	531	16	2			17
12	Morphine	2	3	2		2	3	
2,512	Cocaine	811	1,560	52	26	2		61
48	Codeine	7	24	1		2	13	1
199	Other Narcotic	23	61	1	10	5	18	81
-----								
3,642	NARCOTIC TOTAL	1,139	2,186	72	40	11	34	160
-----								
144	Hashish	32	101	4	5			2
2,100	Marij Over Oz	364	845	19	820		1	51
3,327	Marij Under Oz	216	2,954	30	88			39
-----								
5,571	MARIJUANA TOTAL	612	3,900	53	913	0	1	92
-----								
319	SYNTHETIC TOTAL	70	159	5	27	13	34	11
-----								
2,471	OTHER DANGEROUS DRUG TOTAL	642	1,481	19	116	16	55	142
-----								
12,003	DRUG LAW OFFENSE TOTAL	2,463	7,726	149	1,096	40	124	405

DRUG LAW ARRESTS BY TYPE OF DRUG and ACTIVITY 1987

TOTAL		SALE- POSSN FOR SALE	POSSN FOR USE	FURNISH	TRANSPT/ MANUFAC/ CULTIVATE	OBTAIN UNLAWFUL	TAMPER W/RECDS	OTHER
7	Opium	3	4					
732	Heroin	114	586	7				25
8	Morphine	4	4					
2,011	Cocaine	355	1,523	14	14	1		104
41	Codeine	4	29				8	
161	Other Narcotic	27	30		6	1	6	91
-----								
2,960	NARCOTIC TOTAL	507	2,176	21	20	2	14	220
-----								
113	Hashish	20	72		21			
1,092	Marij Over Oz	191	467	5	378		2	49
2,962	Marij Under Oz	112	2,732	22	64	2		30
-----								
4,167	MARIJUANA TOTAL	323	3,271	27	463	2	2	79
-----								
199	SYNTHETIC TOTAL	42	103	14	9	4	12	15
-----								
1,675	OTHER DANGEROUS DRUG TOTAL	258	1,189	9	109	2	34	74
-----								
9,001	DRUG LAW ARREST TOTAL	1,130	6,739	71	601	10	62	388

DRUG OFFENSES BY COUNTY and TYPE

COUNTY	1986	1987	% Change	Other NARCOTIC			MARIJ TOTAL	Marij		Hashish	MARIJ TOTAL	SYNTHETIC NARCOTIC	OTHER DANGER DRUGS
				Heroin	Cocaine	Narcotic		Over Oz	Under Oz				
BAKER	48	72	50.0		20		20	15	28		43		9
BENTON	157	117	-25.5		22	1	23	51	16	2	69	5	20
CLACKAMAS	297	491	65.3	3	71	104	178	49	153	2	204	73	36
CLATSOP	60	113	88.3		14	5	19	11	77	1	89		5
COLUMBIA	61	93	52.5	2	14	5	21	19	46		65	3	4
COOS	287	307	7.0		14	4	18	65	120	3	188	20	81
CROOK	39	19	-51.3			2	2	4	10		14	1	2
CURRY	74	86	16.2		5	2	7	17	52	1	70	2	7
DESCHUTES	182	261	43.4	4	42	14	60	42	73	3	118	9	74
DOUGLAS	671	518	-22.8	3	35	9	47	97	240	4	341	11	119
GILLIAM	1	6	500.0						4		4		2
GRANT	14	39	178.6		12	1	13	10	13		23	2	1
HARNEY	2	14	600.0		1	1	2	2	6		8		4
HOOD RIVER	10	44	340.0		13		13	9	17	1	27	3	1
JACKSON	823	907	10.2	14	215	7	236	295	115	7	417	23	231
JEFFERSON	23	83	260.9	1	13		14	15	46	3	64	1	4
JOSEPHINE	466	499	7.1	3	35	3	41	217	89	1	307	9	142
KLAMATH	212	159	-25.0	5	15	5	25	21	70		91	14	29
LAKE	5	12	140.0		3		3	2	7		9		
LANE	929	1213	30.6	20	52	26	98	201	524	22	747	41	327
LINCOLN	268	170	-36.6	1	25	6	32	60	42	3	105	7	26
LINN	598	613	2.5	22	55	7	84	82	236	10	328	7	194
MALHEUR	14	26	85.7		2	1	3	7	13		20		3
MARION	1,009	973	-3.6	124	212	11	347	190	145	4	339	16	271
MORROW	10	27	170.0		11	2	13	1	9	1	11		3
MULTNOMAH	2,620	3,666	39.9	646	1,284	26	1,956	227	699	55	981	18	711
POLK	193	95	-50.8		6		6	24	23	2	49	6	34
SHERMAN	2	2	0.0						2		2		
TILLAMOOK	124	112	-9.7	1	7		8	7	81	3	91	3	10
UMATILLA	114	207	81.6	4	57	1	62	50	78	3	131	7	7
UNION	11	87	690.9		30	1	31	24	25	1	50		6
WALLOWA	3	5	66.7						5		5		
WASCO	102	60	-41.2	1	8		9	8	33	1	42		9
WASHINGTON	382	500	30.9	5	162	20	187	88	174	7	269	24	20
WHEELER													
YAMHILL	196	407	107.7	1	57	6	64	190	56	4	250	14	79
TOTAL	10,003	12,003	20.0	860	2,512	270	3,642	2,100	3,327	144	5,571	319	2,471

DRUG ARRESTS BY COUNTY and TYPE

COUNTY	1986	1987	% Change	Heroin	Cocaine	Other NARCOTIC	NARCOTIC TOTAL	Marij Over Oz	Marij Under Oz	Hashish	MARIJ TOTAL	SYNTHETIC NARCOTIC	OTHER DANGER DRUGS
BAKER	31	34	9.7		6		6	8	20		28		
BENTON	102	62	-39.2		12		12	14	24	1	39	1	10
CLACKAMAS	174	290	66.7		24	95	119	15	124		139	9	23
CLATSOP	35	67	91.4		9	2	11	1	47	3	51		5
COLUMBIA	59	85	44.1	1	13	2	16	13	53		66	2	1
COOS	245	237	-3.3		10	2	12	37	111	3	151	14	60
CROOK	29	17	-41.4			1	1	1	11		12	1	3
CURRY	66	60	-9.1		1	1	2	11	43	1	55	1	2
DESCHUTES	151	152	0.7	5	29	15	49	15	50		65	4	34
DOUGLAS	468	445	-4.9	2	32	6	40	85	213	4	302	9	94
GILLIAM	3	4	33.3						4		4		
GRANT	18	19	5.6		1	1	2	6	11		17		
HARNEY	4	10	150.0		4		4		3		3		3
HOOD RIVER	32	68	112.5		20	2	22	13	27	1	41	1	4
JACKSON	504	749	48.6	20	231	4	255	140	145	6	291	18	185
JEFFERSON	53	82	54.7	2	18		20	14	39	2	55	1	6
JOSEPHINE	195	294	50.8	4	13		17	78	81		159	6	112
KLAMATH	133	112	-15.8	15	12		27	11	54	1	66	4	15
LAKE	8	10	25.0		3		3		7		7		
LANE	829	1014	22.3	32	33	6	71	112	487	10	609	23	311
LINCOLN	68	86	26.5	2	11	3	16	23	33	2	58	3	9
LINN	300	407	35.7	18	44	4	66	55	159	12	226	3	112
MALHEUR	40	73	82.5		13		13	23	20		43	6	11
MARION	580	576	-0.7	87	92	15	194	52	175	1	228	17	137
MORROW	18	18	0.0		5		5	2	8		10		3
MULTNOMAH	2,040	2904	42.4	536	1,107	33	1,676	121	562	53	736	39	453
POLK	92	73	-20.7		8		8	29	14	1	44	5	16
SHERMAN	9	2	-77.8						2		2		
TILLAMOOK	82	93	13.4		2	1	3	4	74		78	2	10
UMATILLA	90	162	80.0	4	53	3	60	23	62	1	86	5	11
UNION	25	62	148.0		21		21	14	23	1	38		3
WALLOWA	1	5	400.0						5		5		
WASCO	62	51	-17.7	1	5		6	4	33	2	39		6
WASHINGTON	421	442	5.0	3	139	18	160	82	162	7	251	19	12
WHEELER	2		-100.0										
YAMHILL	111	236	112.6		40	3	43	84	75	1	160	7	26
TOTAL	7,073	9,001	27.3	732	2,011	217	2,960	1,090	2,961	113	4,164	200	1,677



## SPECIAL NOTE - DRUG ENFORCEMENT STATISTICS

State crime statistics programs typically measure the occurrence of two discrete events in the law enforcement environment. These events are:

- (1) Crimes reported to the police by citizens, or discovered through police investigation and patrol, and
- (2) Arrests of persons by police for crimes committed in their jurisdiction.

The collection of various information about these events by accepted standard categories and procedures provides, in most cases, a pretty good comparative picture of the "crime problem" from year to year, from jurisdiction to jurisdiction, and by type of criminal activity.

In most cases, the numbers of these events also help to provide some relative measure of the criminal case workload of law enforcement agencies. An exception to this general rule is in the area of major drug supplier and manufacturer investigations.

This type of investigation can often take weeks or months, consuming the resources of many agencies at the city, county, state and federal levels, and may result in only a few people arrested for a few specific charges or offenses.

Then, according to Uniform Crime Reporting rules, the specific offenses and arrests are reported only once, usually by the jurisdiction where they were determined to have occurred. This can cause the reader or user of these statistics some consternation if the following facts are not kept firmly in mind.

- (1) As larger, multi-jurisdictional agencies such as State Police and County Sheriffs become more active in assisting other agencies in cooperative drug investigations, their own reported "statistics" will not necessarily increase accordingly. They may actually decrease, as a result of proper classification of the offenses and arrests in the jurisdictions where they occurred or where they first came to attention.
- (2) The level of statistics reported for these types of crimes is generally more a function of the available enforcement resources than of offenses being reported by citizens.
- (3) The measurement of workload and resources involved in these types of investigations is better done by reviewing agency activity and time reporting records rather than the specific crime and arrest data reported to OUCR.

An example of this situation can be illustrated in the following tables from drug investigation information provided by the Oregon State Police Criminal Division.

OREGON STATE POLICE - DRUG ENFORCEMENT STATISTICS  
1986 - 1987

	1986 -----	1987 -----	% DIFFERENCE -----
Total Drug Complaints/ Cases Worked	2,815	3,052	+ 8.4
Total Drug Arrests (including cooperative arrests)	2,947	3,654	+ 24.0
Number of Drug Investigations where OSP assisted other agencies	183	264	+ 44.3
OUCR Drug Offenses (OSP)	2,261	2,030	- 10.2
OUCR Drug Arrests (OSP)	1,572	1,531	- 2.6

## D. U. I. I. ARRESTS

D.U.I.I. arrests decreased by 2.35% with 21,902 arrest charges reported in 1987 compared to 22,415 in 1986.

The rate for D.U.I.I. arrests decreased to an annual rate of 814.2 arrests per 100,000 population. This compared to a rate of 826.4 in 1986

98.5% of those arrested for D.U.I.I. were adults.

85.0% were male.

### COMPARISON OF BLOOD ALCOHOL TEST INFORMATION

	1 9 8 6		1 9 8 7	
	Actual Number	% of Total	Actual Number	% of Total
<b>PERSONS CHARGED:</b>				
BA Test Given	17,576	78.4%	16,811	76.8%
Refused to Take Test	4,132	18.5%	4,341	19.9%
Test Not Given for Other Reasons	548	2.4%	543	2.5%
Under Influence of Drugs	50	0.2%	76	0.3%
Influence/Cause Undetermined	<u>109</u>	<u>0.5%</u>	<u>131</u>	<u>0.6%</u>
<b>TOTAL</b>	22,415	100.0%	21,902	100.0%
 <b>PERSONS TESTED FOR BLOOD ALCOHOL LEVEL:</b>				
Under .08	1,026	5.8%	974	5.6%
.08 to .14	5,921	33.0%	5,970	33.3%
.15 to .19	6,824	38.6%	6,154	36.7%
.20 and above	<u>3,805</u>	<u>21.6%</u>	<u>3,713</u>	<u>22.1%</u>
<b>TOTAL</b>	17,576	100.0%	16,811	100.0%

D. U. I. I. TEN YEAR PROFILE

	1978	1979	1980	1981	1982	1983	1984	1985	1986	1987
BAKER	289	346	223	213	173	238	208	168	181	133
BENTON	486	613	575	493	515	510	490	354	395	329
CLACKAMAS	1,458	1,873	1,874	1,920	1,939	1,734	2,180	1,633	1,662	1,543
CLATSOP	338	326	604	632	605	432	479	434	404	457
COLUMBIA	317	377	388	443	423	418	529	632	621	514
COOS	842	983	1,011	1,137	1,321	1,340	984	782	798	822
CROOK	166	126	162	122	86	148	144	123	126	120
CURRY	328	342	284	294	147	195	192	172	225	216
DESCHUTES	1,132	955	946	1,309	891	925	707	558	624	706
DOUGLAS	1,398	1,519	1,441	1,325	918	957	1,195	1,172	990	945
GILLIAM	24	43	45	36	25	19	38	30	26	20
GRANT	51	56	53	78	52	91	91	75	69	63
HARNEY	58	76	95	115	117	112	88	68	64	75
HOOD RIVER	301	305	322	336	299	308	338	348	352	415
JACKSON	1,652	1,558	1,819	1,778	1,528	1,542	1,720	1,697	1,677	1,451
JEFFERSON	186	120	203	186	160	219	281	273	309	195
JOSEPHINE	790	842	1,263	1,062	766	668	666	669	677	852
KLAMATH	1,046	1,038	1,219	1,287	908	1,227	1,095	878	715	751
LAKE	19	40	51	48	40	28	58	52	49	40
LANE	2,651	2,838	2,725	2,234	1,928	2,041	1,823	1,484	1,406	1,541
LINCOLN	479	522	759	997	843	790	829	732	727	703
LINN	1,050	1,119	1,199	1,034	982	977	909	652	617	682
MALHEUR	345	382	432	314	307	279	279	255	224	275
MARION	1,762	1,617	1,870	2,068	2,152	1,787	1,822	1,870	1,579	1,703
MORROW	109	117	106	83	46	43	67	74	67	62
MULTNOMAH	5,214	5,258	5,956	4,631	5,085	4,880	5,311	4,223	3,521	2,829
POLK	224	273	331	368	365	335	352	283	303	322
SHERMAN	25	34	37	51	40	28	35	28	28	25
TILLAMOOK	283	339	374	457	436	519	418	285	286	370
UMATILLA	921	1,202	1,287	1,116	1,119	1,020	1,079	903	815	862
UNION	227	252	170	165	175	214	159	139	163	249
WALLOWA	94	95	93	66	51	54	36	42	53	38
WASCO	354	528	598	680	604	491	440	313	418	359
WASHINGTON	1,786	1,925	1,782	2,104	2,170	2,165	2,099	1,732	1,688	1,775
WHEELER	2	3	6	2	2	2	12	9	3	2
YAMHILL	440	530	609	643	629	728	850	665	553	458
TOTAL	26,846	28,572	30,912	29,827	27,867	27,464	28,003	23,807	22,415	21,902

RUNAWAY JUVENILE CASES BY AGE GROUP - 1987

MALE	NUMBER REPORTED	NUMBER CLEARED	PERCENT CLEARED
Under 10	88	83	94.3
Age 10	84	74	88.1
Age 11	121	110	90.9
Age 12	260	228	87.7
Age 13	499	392	78.6
Age 14	859	719	83.7
Age 15	1,043	870	83.4
Age 16	1,115	906	81.3
Age 17	622	473	76.0
Male Total	4,691	3,855	82.2
FEMALE	NUMBER REPORTED	NUMBER CLEARED	PERCENT CLEARED
Under 10	24	23	95.8
Age 10	20	16	80.0
Age 11	74	68	91.9
Age 12	276	248	89.9
Age 13	706	593	84.0
Age 14	1,370	1,135	82.8
Age 15	1,474	1,190	80.7
Age 16	1,359	1,056	77.7
Age 17	647	512	79.1
Female Total	5,950	4,841	81.4
RUNAWAY GRAND TOTAL	10,641	8,696	81.7

Please keep these points in mind when using this table:

- . The number of clearances may possibly include clearances from another year.
- . Subtracting the number cleared from the number reported does not necessarily mean that the difference is still missing.
- . After making the original runaway report, parents, relatives, and/or guardians are not always consistently reliable in advising the police agencies of the child's return or other satisfactory resolution of the matter.

TRAFFIC CRIME OFFENSES BY COUNTY - 1987

COUNTY	HIT & RUN MISD	HIT & RUN FELONY	RECKLESS DRIVING	ELUDING	DRIVING W/ SUSP-MISD	DRIVING W/ SUSP-FEL	FAILURE TO DISPLY LIC	TOTAL
BAKER	12		28	5	85	15	1	146
BENTON	21	2	20	15	135	42	2	237
CLACKAMAS	103	4	139	111	1,963	184	154	2,658
CLATSOP	24	2	25	17	389	82	11	550
COLUMBIA	22	3	28	23	323	90	6	495
COOS	49	11	53	35	518	210	63	939
CROOK	7	1	21	4	64	27		124
CURRY	12	3	16	5	155	44		235
DESCHUTES	76	10	67	22	455	173	2	805
DOUGLAS	46	7	67	38	604	215	8	985
GILLIAM					25	5		30
GRANT	3	2	18	3	24	12	1	63
HARNEY	3		3	2	28	15		51
HOOD RIVER	11	1	24	12	195	66	1	310
JACKSON	55	5	64	27	571	143	15	880
JEFFERSON	13	2	13	6	185	81		300
JOSEPHINE	13	4	28	11	251	112	3	422
KLAMATH	31	3	60	28	539	148	49	858
LAKE	2		6		20	9		37
LANE	150	17	225	135	2,405	662	1,472	5,066
LINCOLN	29	3	32	13	424	168	2	671
LINN	63	6	81	46	633	147	14	990
MALHEUR	18	1	7	7	110	44	2	189
MARION	168	14	106	78	1,488	417	140	2,411
MORROW	5	1	4	1	54	12	1	78
MULTNOMAH	781	80	572	389	5,579	1,443	1,158	10,002
POLK	12	1	10	8	190	42	8	271
SHERMAN	2				19	7		28
TILLAMOOK	12	2	23	13	289	77	2	418
UMATILLA	68	4	60	43	399	158	239	971
UNION	16	1	18	7	95	27		164
WALLOWA	4		4		20	8	1	37
WASCO	26	4	47	18	199	111	3	408
WASHINGTON	135	24	157	77	1,771	291	158	2,613
WHEELER			2	1	4			7
YAMHILL	22	4	40	8	184	81	4	343
TOTAL	2,014	222	2,068	1,208	20,392	5,368	3,520	34,792
STATE POLICE TOTAL (Included Above)	155	14	504	183	5,455	1,526	47	7,884

FISH and GAME OFFENSES BY COUNTY - 1987

COUNTY	SPORTS FISHING	COMMERCIAL FISHING	PERSONAL USE	GAME	TOTAL
BAKER	136			76	212
BENTON	33		2	67	102
CLACKAMAS	278			43	321
CLATSOP	356	82	64	87	589
COLUMBIA	112	8		83	203
COOS	242	57	69	96	464
CROOK	129	1		95	225
CURRY	202	37	16	38	293
DESCHUTES	229			105	334
DOUGLAS	429	8	41	180	658
GILLIAM	16	6		9	31
GRANT	38			142	180
HARNEY	60	2		168	230
HOOD RIVER	94	3		19	116
JACKSON	422	1		189	612
JEFFERSON	199			28	227
JOSEPHINE	93	2		55	150
KLAMATH	117			118	235
LAKE	31			103	134
LANE	594	12	45	189	840
LINCOLN	338	55	186	97	676
LINN	215	6	9	77	307
MALHEUR	113			101	214
MARION	389	1	1	100	491
MORROW	31			174	205
MULTNOMAH	161	7		25	193
POLK	46			38	84
SHERMAN	90	1		32	123
TILLAMOOK	367	24	187	60	638
UMATILLA	216	2		159	377
UNION	55			144	199
WALLOWA	71			129	200
WASCO	161	16		76	253
WASHINGTON	51			22	73
WHEELER	13			21	34
YAMHILL	27			23	50
TOTAL	6,154	331	620	3,168	10,273
STATE POLICE TOTAL (Included Above)	6,109	331	597	3,142	10,179

MARINE VIOLATIONS BY COUNTY - 1987

MARINE VIOLATIONS BY COUNTY - 1987

COUNTY	LICENSE VIOLATIONS	INSF. LIFE PRESERVER	HUFFLING	OTHER EQUIP VIOLATIONS	OPERATE W/O LIGHTS	RECKLESS OPERATION	SPEEDING	OPERATE W/ INTOXICATED	OTHER	TOTAL
BAKER	7	4						3		14
BENTON		8								8
CLACKAMAS		1		1		2				4
CLATSOP	9	8								17
COLUMBIA	86	41		11	1	2		3	6	150
COOS	10	10				2				22
CROOK	22	19		16			6		4	67
CURRY	22	16		1	3				1	43
DESCHUTES	17	61					14		3	95
DOUGLAS	43	66		6	1	2	3	2	8	131
GILLIAM	1									1
GRANT	3	3								6
HARNEY	5	2							1	8
HOOD RIVER	7	9		1						17
JACKSON	2	16		1	2					21
JEFFERSON	4	6		1		1	1		1	14
JOSEPHINE		10					1			11
KLAMATH	1	5								6
LAKE	1			1						2
LANE	9	24		4	1			1	5	44
LINCOLN	75	53			1			3	6	138
LINN	10	25		1	1	4	10	1	7	59
MALHEUR	1	18								19
MARION	19	47	1	1	2		2		16	88
MORROW										0
MULTNOMAH	4	2								6
POLK	6	13								19
SHERMAN	6	5			1					12
TILLAMOOK	19	5				1				25
UMATILLA	5	19							2	26
UNION	1	4								5
WALLOWA	1	4							1	6
WASCO	3	8	1							12
WASHINGTON		1								1
WHEELER										0
YAMHILL	3	4								7
TOTAL	402	517	2	45	13	14	37	13	61	1,104
STATE POLICE TOTAL (Included Above)	231	422	2	18	11	2	24	2	42	754



OFFENSES BY TYPE OF LOCATION WHERE CRIME OCCURRED - 1987  
(Includes offenses which were later unfounded)

	01 HOM	02-17 SEX	03 ROBB	04-08 ASLT	05 BURG	06 LARC	07 MVT	09 ARSON	10-11-12 F/F/E	14 VAND	18 DRUGS	22-24 LQ/DC	OTHER	TOTAL
10 SINGLE FAMILY RESID.	48	3950	324	2204	25760	10044	974	273	850	6148	2139	3881	22836	79431
11 APT/PLEX/CONDOMINIUM	18	833	181	970	5656	2807	183	117	190	1583	448	876	5967	19829
12 CLUB/DORMITORY		52	14	47	345	389	12	7	26	174	4	18	335	1423
13 CABIN		12	1	3	175	22	5	2		13	5	3	22	263
14 HOTEL/MOTEL	6	99	99	81	414	968	40	12	368	261	175	110	658	3291
20 PUBLIC SAFETY FACIL.	1	35	1	56	28	114	3	15	56	117	250	122	921	1719
21 GOVT. OFFICE/SERVICE		39	6	33	281	577	10	14	163	294	120	116	1173	2826
22 PUB. SCHOOL/COLLEGE		180	31	146	965	2758	38	90	34	1162	208	401	1709	7722
23 AUDITORIUM		5	3	11	40	96	6	1	4	51	16	87	85	405
24 AIRPORT/DEPOT		2	2	1	129	203	4	6	10	56	26	48	193	680
25 CHURCH	1	10	4	5	632	286	7	14	6	282	1	16	87	1351
26 PVT. SCHOOL/COLLEGE	1	17	2	10	88	253	1	5	9	72	6	24	149	637
27 HOSPITAL		11	1	12	22	344	9	1	27	19	17	48	221	732
30 RESTAURANT	1	40	218	64	963	1361	29	12	878	482	43	290	831	5212
31 THEATER		3	9	4	47	66		1	8	40	3	16	45	242
32 B ALLEY/RINK/ARCADE		7	10	9	66	206	3	3	35	48	11	55	115	568
33 NIGHT CLUB/TAVERN	3	16	57	253	345	777	26	14	373	288	83	907	1833	4975
34 FINANCIAL	1	4	184		98	238	4	2	1388	108	4	15	87	2133
35 SERVICES	3	19	238	48	987	1755	80	9	1513	480	33	111	416	5692
36 MEDICAL/DENTAL		9		2	334	258		1	47	112	12	12	67	854
37 PHARMACY/DRUGSTORE		3	30		52	414	1		138	24	145	5	43	855
38 GROCERY		9	381	48	420	8264	12	13	4167	188	90	393	845	14830
39 CONVENIENCE STORE	1	44	802	80	357	4127	10	5	592	217	27	338	752	7352
40 DEPARTMENT/VARIETY		29	214	28	249	6498	3	5	1209	99	88	60	642	9124
41 APPAREL		6	37	3	202	1138	1		319	71	14	9	68	1868
42 JEWELRY/CAMERA			5		62	99			52	22		3	12	255
43 FURNITURE/APPLIANCE			4		129	184	1	2	59	73		2	14	468
44 HARDWARE/SPORT GOODS		1	6		166	353	8		132	54	2	3	48	773
45 MOTOR VEHICLE SALES		18	5	5	535	2774	555	5	306	1104	57	56	276	5696
46 MARINE				1	24	101	2		9	13		2	5	157
47 CONSTRUCTION	1		1	2	247	207	7	2	28	68	1	3	34	601
48 LIQUOR/BEVERAGE			9	1	46	39			22	19		9	7	152
49 OTHER BUSINESS	2	111	197	82	4266	4447	169	54	1457	1462	45	222	1170	13684
50 FACTORY/WAREHOUSE		4	11	6	783	609	27	22	103	134	28	22	120	1869
51 OTH. RESIDENCE BLDGS.	1	12	8	5	1918	667	143	31	9	144	16	11	91	3056
52 OTHER FARM BLDGS.		4			678	317	56	14		67	11	1	60	1208
53 DOCK/PIER/WHARF		3		1	28	183	7		6	30	2	9	41	310
59 OTHER BUILDINGS	1	5	9	5	728	472	21	26	28	321	11	12	119	1758
60 STREET/ALLEY/SIDEWLK	11	851	1595	2121	109	21375	4076	177	274	8038	1705	4722	10118	55172
61 FREEWAY		24	8	108		69	35	1	2	47	124	41	361	820
62 OTHER ROAD	2	66	37	139	10	539	105	14	18	467	305	367	1432	3501
63 BRIDGE/VIADUCT/TUNNL	2	5	10	8	1	14	2	1	4	25	2	13	53	140
64 PARKING LOT/DRIVEWAY	11	212	338	585	163	26667	5485	78	142	7294	496	1780	3810	47061
70 GOLF COURSE		5	1	3	22	85	8	1	3	44	1	4	17	194
71 PARK/CAMPGRND/BEACH	4	264	124	186	47	1238	69	29	56	757	167	856	1019	4816
72 WATER/SHORELINE	1	27	2	16	2	288	10	1	2	73	36	192	274	924
73 CEMETERY		3			6	30	1			73	4	12	26	155
74 YARDS/RELATED AREA	8	221	52	208	73	6950	364	91	24	2078	117	511	4006	14703
75 DEV. FARMLAND/PASTURE		5	2	8	4	265	13	7	1	129	9	17	233	693
76 LOGGING SITE				1	2	117	2			26	3		11	162
77 WOODS/FOREST/MTS.	5	41	3	9	5	339	10	16	2	66	237	23	193	949
79 OTHER AREA	12	221	45	107	181	1981	146	38	185	745	1395	1429	1835	8320
UNKNOHW	27	413	134	280	490	1650	1223	82	2587	423	3321	3615	84967	99212

**OFFENSES BY TIME OF OCCURRENCE - 1987**  
(Includes offenses which were later unfounded)

CLASSIFICATION OF ACTIVITY	OFFENSE COURT	MID	2 AM	4 AM	6 AM	8 AM	10 AM	12 H	2 PM	4 PM	6 PM	8 PM	10 PM	DAY	NIGHT	UNKNOHN
		TO 2 AM	TO 4 AM	TO 6 AM	TO 8 AM	TO 10AM	TO 12 H	TO 2 PM	TO 4 PM	TO 6 PM	TO 8 PM	TO 10PM	TO 12MID			
<b>PART 1 &amp; PART 2</b>																
<b>01. HOMICIDE</b>																
1. WILLFUL MURDER	144	9	5	11	2	11	2	6	12	3	6	12	14	45	68	31
2. AGGRAVATED MURDER	19		1				2			1	1	2	4	4	10	5
3. NEGL. NON TRAFFIC	9				2		1			1	3		1	5	4	
<b>TOTAL</b>	<b>172</b>	<b>9</b>	<b>6</b>	<b>11</b>	<b>4</b>	<b>11</b>	<b>5</b>	<b>6</b>	<b>12</b>	<b>5</b>	<b>10</b>	<b>14</b>	<b>19</b>	<b>54</b>	<b>82</b>	<b>36</b>
<b>02. RAPE (FORCIBLE)</b>																
1. FORCIBLE	979	75	60	35	12	21	32	25	35	26	37	46	66	199	473	307
2. ATTEMPT RAPE-FORCE	300	29	36	14	9	12	5	7	13	14	18	16	30	63	170	67
<b>TOTAL</b>	<b>1279</b>	<b>104</b>	<b>96</b>	<b>49</b>	<b>21</b>	<b>33</b>	<b>37</b>	<b>32</b>	<b>48</b>	<b>40</b>	<b>55</b>	<b>62</b>	<b>96</b>	<b>262</b>	<b>643</b>	<b>374</b>
<b>03. ROBBERY</b>																
1. HIGHWAY	2016	266	175	81	59	58	62	87	114	131	207	291	331	551	1457	8
2. BUSINESS	1314	80	47	20	18	32	69	105	164	186	178	212	149	598	710	6
3. SERVICE STATION	197	22	13	7	10	6	3	7	6	8	35	45	19	41	155	1
4. CONVENIENCE STORE	734	101	82	36	35	20	12	28	33	31	72	116	149	166	565	3
5. RESIDENCE	522	52	30	23	19	11	25	36	40	45	49	59	68	196	320	6
6. BANK	186					3	52	40	47	33			2	184	2	
9. OTHER	486	37	37	15	10	19	30	36	33	48	55	49	67	187	285	14
<b>TOTAL</b>	<b>5455</b>	<b>558</b>	<b>384</b>	<b>182</b>	<b>151</b>	<b>149</b>	<b>253</b>	<b>339</b>	<b>437</b>	<b>482</b>	<b>596</b>	<b>774</b>	<b>783</b>	<b>1923</b>	<b>3494</b>	<b>38</b>
<b>04. AGGRAVATED ASSAULT</b>																
1. AGGRAVATED	7779	793	567	231	191	223	335	467	611	742	930	1042	1016	2739	4858	182
3. ATTEMPTED MURDER	226	25	17	8	5	7	10	11	25	21	19	20	31	81	132	13
<b>TOTAL</b>	<b>8005</b>	<b>818</b>	<b>584</b>	<b>239</b>	<b>196</b>	<b>230</b>	<b>345</b>	<b>478</b>	<b>636</b>	<b>763</b>	<b>949</b>	<b>1062</b>	<b>1047</b>	<b>2820</b>	<b>4990</b>	<b>195</b>
<b>05. BURGLARY</b>																
1. RESIDENCE	32527	709	569	464	324	561	707	840	854	938	973	977	861	11467	9888	11172
2. BUSINESS	11559	548	641	433	222	253	165	149	144	199	232	259	412	1482	5896	4181
3. OTHER STRUCTURE	5294	129	104	70	50	91	83	87	98	116	91	99	94	889	1796	2609
<b>TOTAL</b>	<b>49380</b>	<b>1386</b>	<b>1314</b>	<b>967</b>	<b>596</b>	<b>905</b>	<b>955</b>	<b>1076</b>	<b>1096</b>	<b>1253</b>	<b>1296</b>	<b>1335</b>	<b>1367</b>	<b>13838</b>	<b>17580</b>	<b>17962</b>
<b>06. LARCENY</b>																
1. PICKPOCKET	440	25	14	5	4	19	22	52	39	39	45	32	24	216	193	31
2. PURSE/HATCH	617	35	17	7	16	21	43	57	54	82	81	92	59	292	304	21
3. SHOPLIFT	18637	819	501	175	140	339	1299	2642	3293	3602	2451	1757	1070	11552	6863	222
4. FROM MOTOR VEHICLES	33391	876	663	348	412	701	750	822	911	995	1015	974	929	9023	15948	8420
5. MOTOR VEH. PART/ACC.	14193	330	250	147	107	248	253	223	240	299	271	320	317	3088	7036	4069
6. BICYCLES	10159	189	74	41	88	245	295	476	674	748	603	502	299	3957	3430	2772
7. FROM PUBLIC BUILDING	10179	301	154	52	88	313	547	674	816	734	461	401	278	5256	2600	2323
8. FROM COIN-OP MACHINE	738	36	24	19	18	34	25	24	34	29	41	27	25	194	303	241
9. ALL OTHERS	27668	794	461	218	306	939	1223	1341	1573	1495	1115	1068	763	9545	7494	10629
<b>TOTAL</b>	<b>116022</b>	<b>3405</b>	<b>2158</b>	<b>1012</b>	<b>1179</b>	<b>2859</b>	<b>4457</b>	<b>6311</b>	<b>7634</b>	<b>8023</b>	<b>6083</b>	<b>5173</b>	<b>3764</b>	<b>43123</b>	<b>44171</b>	<b>28728</b>
<b>07. MOTOR VEHICLE THEFT</b>																
1. AUTOMOBILES	7949	283	226	146	125	216	200	232	208	249	249	282	298	2223	3671	2055
2. TRUCKS AND BUSES	3659	121	82	69	61	82	96	83	91	103	92	77	95	1013	1752	894
3. MOTORCYCLES	2261	72	62	35	24	40	35	51	58	61	55	58	78	532	1018	711
4. SHOWMOBILES	12				1		1		1					3	3	6
9. OTHER VEHICLES	125	4	4	3	2	4	5	6	1	3	6	7	5	28	44	53
<b>TOTAL</b>	<b>14006</b>	<b>480</b>	<b>374</b>	<b>253</b>	<b>213</b>	<b>342</b>	<b>337</b>	<b>372</b>	<b>359</b>	<b>416</b>	<b>402</b>	<b>424</b>	<b>476</b>	<b>3799</b>	<b>6488</b>	<b>3719</b>
<b>08. SIMPLE ASSAULT</b>	<b>22833</b>	<b>2253</b>	<b>1563</b>	<b>578</b>	<b>452</b>	<b>773</b>	<b>1127</b>	<b>1448</b>	<b>1813</b>	<b>2325</b>	<b>2631</b>	<b>2901</b>	<b>2842</b>	<b>8494</b>	<b>13596</b>	<b>743</b>
09. ARSON	1314	149	138	74	29	51	44	70	83	88	80	103	152	398	802	114
10. FORGERY/COUNTERFEIT	7632	534	25	13	23	462	404	614	649	498	314	195	117	3287	1297	3048
11. FRAUD	9974	611	159	67	92	632	608	754	800	709	476	319	264	4394	2042	3538
12. EMBEZZLEMENT	315	1	1	1	4	11	6	11	11	10	12	17	11	66	62	187
13. STOLEN PROPERTY	561	46	21	11	12	28	40	53	59	55	49	46	29	265	220	76
14. VANDALISM	36185	2170	1484	621	617	1226	1249	1338	1530	1732	1919	2363	2623	9689	17836	8660
15. WEAPON LAHS	3063	384	286	124	75	83	190	201	223	290	324	415	381	1087	1967	29
16. PROSTITUTION	1457	119	80	38	7	8	30	27	35	162	291	336	299	270	1166	21
17. SEX CRIMES	6671	288	163	84	114	276	347	352	396	434	358	313	303	2167	1811	2693
18. DRUG LAHS	12060	939	697	301	278	558	986	1088	1142	1246	1406	1357	1187	5378	5948	734
19. GAMBLING	34	1				4	2		3	1	6	6	2	10	17	7
20. OFF AGAINST FAMILY	1865	71	38	12	31	118	195	161	218	227	224	159	103	1015	633	217
21. DRIVING UNDER INFLU	21902	5480	5788	615	166	163	242	342	502	910	1428	2559	3669	2326	19542	34
22. LIQUOR LAHS	11293	1845	914	207	78	204	285	488	531	1015	1284	1849	2349	2638	8488	167
24. DISORDERLY CONDUCT	10605	1055	647	159	157	396	610	754	925	1126	1167	1401	1392	4094	5935	576
25. KIDNAPPING	547	47	34	20	14	22	21	23	49	36	35	46	44	204	291	52
26. ALL OTHER	31650	2347	1423	607	805	2287	2811	2844	3025	3389	3057	2973	2798	15884	13893	1873
28. CURFEW	3874	2071	1376	194	10	5	2	18	7	3	4	13	167	44	3825	5
29. RUHHAY	10746	407	143	97	504	858	726	859	1181	1299	1247	1150	811	5813	4231	702

OFFENSES BY DAY OF WEEK - 1987  
(Includes offenses which were later unfounded)

CLASSIFICATION OF ACTIVITY	OFFENSE COUNT	SUNDAY	MONDAY	TUESDAY	WEDNESDAY	THURSDAY	FRIDAY	SATURDAY	UNKNOWN
PART 1 & PART 2									
01. HOMICIDE									
1. WILLFUL MURDER	144	10	22	20	22	19	22	16	13
2. AGGRAVATED MURDER	19	3	4	1	1	1	3	5	1
3. NEGL. HIGH TRAFFIC	9		3	1			1		
TOTAL	172	15	29	22	23	22	26	21	14
02. RAPE (FORCIBLE)									
1. FORCIBLE	979	114	92	118	112	131	116	130	166
2. ATTEMPT RAPE-FORCE	300	42	27	36	30	38	32	46	49
TOTAL	1279	156	119	154	142	169	148	176	215
03. ROBBERY									
1. HIGHWAY	2016	253	269	294	262	274	318	345	1
2. BUSINESS	1314	172	190	179	177	189	178	227	2
3. SERVICE STATION	197	26	24	31	28	33	22	32	1
4. CONVENIENCE STORE	734	120	113	101	103	110	85	100	2
5. RESIDENCE	522	66	81	85	69	71	59	89	2
6. BANK	186	2	39	30	26	40	47	2	3
9. OTHER	486	61	63	72	74	58	69	86	
TOTAL	5455	700	779	792	739	775	778	881	11
04. AGGRAVATED ASSAULT									
1. AGGRAVATED	7779	1169	1039	1021	996	1010	1104	1364	76
3. ATTEMPTED MURDER	226	28	37	23	25	35	30	45	3
TOTAL	8005	1197	1076	1044	1021	1045	1134	1409	79
05. BURGLARY									
1. RESIDENCE	32527	3164	3811	3880	3931	4002	4314	3684	5741
2. BUSINESS	11559	1424	1289	1227	1251	1256	1315	1336	2461
3. OTHER STRUCTURE	5294	584	555	571	566	495	584	601	1338
TOTAL	49380	5172	5655	5678	5748	5753	6213	5621	9540
06. LARCENY									
1. PICKPOCKET	440	58	67	68	50	56	72	60	9
2. PURSES/NATCH	617	73	89	99	70	82	103	94	7
3. SHOPLIFT	18637	2368	2335	2416	2656	2745	2949	3065	103
4. FROM MOTOR VEHICLES	33391	4349	4129	4089	3931	4076	4204	4459	4154
5. MOTOR VEH. PART/ACC.	14193	1734	1734	1735	1750	1677	1840	1743	1980
6. BICYCLES	10159	1056	1290	1303	1342	1254	1332	1235	1347
7. FROM PUBLIC BUILDING	10179	939	1344	1368	1394	1370	1440	1118	1206
8. FROM COIN-OP MACHINE	738	100	102	71	67	90	81	109	118
9. ALL OTHERS	27668	2683	3135	3100	3001	3110	3293	3148	6198
TOTAL	116022	13360	14225	14249	14261	14460	15314	15031	15122
07. MOTOR VEHICLE THEFT									
1. AUTOMOBILES	7949	992	950	925	950	994	1033	1067	1038
2. TRUCKS AND BUSES	3659	444	423	510	432	476	500	504	370
3. MOTORCYCLES	2261	291	257	266	283	252	268	289	355
4. SNOWMOBILES	12			2	2	1	2	1	4
9. OTHER VEHICLES	125	17	12	19	10	18	12	14	23
TOTAL	14006	1744	1642	1722	1677	1741	1815	1875	1790
08. SIMPLE ASSAULT	22833	3617	2872	2877	2888	3077	3291	3848	363
09. ARSON	1314	201	190	174	175	188	150	184	52
10. FORGERY/COUNTERFEIT	7632	711	1106	1111	1035	1038	1158	790	683
11. FRAUD	9974	1082	1345	1309	1400	1337	1380	1141	980
12. EMBEZZLEMENT	315	28	24	26	22	35	33	28	119
13. STOLEN PROPERTY	561	63	67	75	67	93	98	64	34
14. VANDALISM	36185	4853	4219	3987	3910	3983	4820	5729	4684
15. WEAPON LAHS	3063	457	376	398	424	465	501	438	4
16. PROSTITUTION	1457	78	123	255	295	270	248	175	13
17. SEX CRIMES	6671	533	678	741	716	752	687	637	1927
18. DRUG LAHS	12060	1170	1420	1831	1810	2000	2111	1604	114
19. GAMBLING	34		1	2	3	5	10	6	7
20. OFF AGAINST FAMILY	1865	224	262	234	275	277	267	226	100
21. DRIVING UNDER INFLU	21902	4327	2106	2059	2144	2598	3436	5227	5
22. LIQUOR LAHS	11293	1673	913	1079	1185	1300	2428	2699	16
24. DISORDERLY CONDUCT	10605	1475	1326	1305	1384	1399	1616	1743	357
25. KIDNAPPING	547	68	66	72	68	82	72	93	26
26. ALL OTHER	31650	4077	4308	4310	4389	4547	4593	4527	899
28. CURFEW	3874	801	439	411	414	459	412	938	
29. RUNAWAY	10746	1242	1617	1617	1448	1532	1807	1297	186

OFFENSE DISTRIBUTED BY MONTH - 1987  
(Includes offenses which were later unfounded)

CLASSIFICATION OF OFFENSES	JAN	FEB	MAR	APR	MAY	JUN	JUL	AUG	SEP	OCT	NOV	DEC	TOTAL ACTUAL
PART 1 & PART 2													
01. HOMICIDE													
1. WILLFUL MURDER	10	10	18	9	6	12	7	13	13	14	9	15	136
2. AGGRAVATED MURDER	1	1	2	1			3	4	2	3	1	1	19
3. NEGL. MOH TRAFFIC		1			1		1	1		1	1	3	9
4. TRAFFIC DEATH ARRESTS													
TOTAL	11	12	20	10	7	12	11	18	15	18	11	19	164
02. RAPE (FORCIBLE)													
1. FORCIBLE	74	80	79	70	78	83	105	92	69	58	65	88	941
2. ATTEMPT RAPE-FORCE	28	17	24	17	30	29	53	28	20	18	9	21	294
TOTAL	102	97	103	87	108	112	158	120	89	76	74	109	1235
03. ROBBERY													
1. HIGHWAY	171	179	153	170	153	191	180	166	145	173	174	155	2010
2. BUSINESS	130	125	144	142	65	81	71	89	97	109	120	137	1310
3. SERVICE STATION	23	25	13	18	13	20	10	14	18	8	17	15	194
4. CONVENIENCE STORE	66	56	65	84	50	41	47	54	63	63	69	75	733
5. RESIDENCE	46	47	41	39	34	37	54	48	37	37	52	46	518
6. BANK	20	15	18	19	11	6	10	9	15	15	18	30	186
9. OTHER	43	45	41	31	18	60	45	42	48	35	34	34	476
TOTAL	499	492	475	503	344	436	417	422	423	440	484	492	5427
04. AGGRAVATED ASSAULT													
1. AGGRAVATED	598	618	604	619	684	672	749	763	610	550	591	610	7668
3. ATTEMPTED MURDER	27	11	17	22	16	17	23	17	23	20	20	13	226
TOTAL	625	629	621	641	700	689	772	780	633	570	611	623	7894
05. BURGLARY													
1. RESIDENCE	2908	2617	2638	2534	2634	2438	2723	2832	2512	2726	2769	2731	32062
2. BUSINESS	1090	1004	1171	954	937	877	971	871	836	823	945	1005	11484
3. OTHER STRUCTURE	363	382	462	423	431	370	456	412	418	522	498	528	5265
TOTAL	4361	4003	4271	3911	4002	3685	4150	4115	3766	4071	4212	4264	48811
06. LARCENY													
1. PICKPOCKET	38	62	35	33	51	43	31	29	25	27	25	33	432
2. PURSESNATCH	69	73	61	43	37	39	52	53	48	37	53	47	612
3. SHOPLIFT	1579	1507	1760	1648	1630	1452	1631	1516	1406	1497	1511	1463	18600
4. FROM MOTOR VEHICLES	2921	2725	2930	2495	2411	2698	2845	3018	2473	2807	2993	2910	33226
5. MOTOR VEH. PART/ACC.	1246	1111	1109	1005	1041	994	1136	1229	1150	1238	1337	1550	14146
6. BICYCLES	565	595	672	833	887	1008	1056	1144	1013	1027	748	453	10001
7. FROM PUBLIC BUILDING	1052	945	1058	913	828	769	768	715	757	777	770	751	10043
8. FROM COIN-OP MACHINE	47	79	91	48	54	52	50	69	52	46	76	70	734
9. ALL OTHERS	2001	2022	2034	2114	2215	2345	2702	2504	2289	2195	2122	2454	26997
TOTAL	9518	9119	9750	9132	9154	9400	10211	10277	9213	9651	9635	9731	114791
07. MOTOR VEHICLE THEFT													
1. AUTOMOBILES	555	616	561	553	563	582	654	736	650	725	733	615	7543
2. TRUCKS AND BUSES	263	253	248	237	296	244	307	266	259	336	333	499	3541
3. MOTORCYCLES	108	129	154	147	200	211	216	294	240	240	175	101	2215
4. SNOWMOBILES	1		3	1	1				1				5
9. OTHER VEHICLES	6	9	12	6	11	7	8	9	14	8	10	10	110
TOTAL	933	1007	978	944	1071	1044	1185	1305	1164	1309	1251	1230	13421
08. SIMPLE ASSAULT	1688	1653	1886	1893	1923	1911	2069	2059	1998	1831	1778	1717	22406
09. ARSON	90	112	97	97	79	124	130	157	118	104	110	99	1307
10. FORGERY/COUNTERFEIT	629	658	637	568	725	536	665	584	680	649	532	727	7590
11. FRAUD	783	833	736	760	727	837	886	990	773	749	707	1099	9880
12. EMBEZZLEMENT	28	15	23	23	18	36	32	25	23	29	26	33	311
13. STOLEN PROPERTY	49	41	37	47	45	42	47	44	39	56	50	64	561
14. VANDALISM	2914	2694	3341	2961	2736	3127	3258	3161	2826	2938	2984	2957	35897
15. WEAPON LAHS	263	261	241	252	235	216	251	268	264	279	266	255	3051
16. PROSTITUTION	102	103	130	103	205	151	106	142	133	120	97	60	1452
17. SEX CRIMES	487	472	508	543	561	541	682	652	423	525	568	489	6451
18. DRUG LAHS	706	871	865	1056	891	824	1087	1175	1257	1200	1074	999	12005
19. GAMBLING	4	5	2	1	1		6	4	3		2		34
20. OFF AGAINST FAMILY	115	111	124	155	154	146	133	168	134	143	108	111	1602
21. DRIVING UNDER INFLU	1836	1815	1922	1886	2003	1693	1805	1816	1801	1841	1812	1672	21902
22. LIQUOR LAHS	599	716	866	959	1018	1154	1242	1196	1157	917	728	687	11239
24. DISORDERLY CONDUCT	806	724	844	880	913	933	887	946	876	839	834	757	10239
25. KIDNAPPING	27	40	39	46	61	37	38	51	40	44	45	51	519
26. ALL OTHER	2257	2183	2306	2472	2513	2661	2814	2930	2643	2927	2642	2584	30932
28. CURFEW	260	227	300	270	322	459	447	584	317	269	228	191	3874
29. RUNAWAY	960	928	931	928	993	837	767	804	853	1015	911	717	10644

REPORTED LOSS & RECOVERED VALUES BY TYPE OF PROPERTY - 1987  
(Includes loss due to Theft, Arson & Vandalism)

TYPE OF PROPERTY	NO. OF OFFENSES FOR LOSS VALUE	LOSS VALUE	RECOVERED VALUE	TYPE OF PROPERTY	NO. OF OFFENSES FOR LOSS VALUE	LOSS VALUE	RECOVERED VALUE
01. BICYCLE/TRICYCLE	11,969	2,827,961	397,067	26. LIVESTOCK			
02. BOATS	363	1,232,112	831,247	1. HORSES	34	115,950	10,550
03. CAMERAS/RELATED EQUIP	6,079	3,107,030	211,621	2. CATTLE	62	90,410	16,400
04. CLOTHING	28,248	4,332,634	544,389	3. PIGS	39	330	
05. FARM/GARDEN				5. SHEEP	14	11,360	
1. TRACTOR (UNDER 50 HP)	39	78,283	2,130	9. OTHER MAMMALS	78	75,732	2,511
2. TRACTOR (OVER 50 HP)	28	216,114	95,000	TOTAL	227	293,782	29,461
3. TILLAGE IMPLEMENTS	7	20,225	500	27. HEAVY CONST/MACHINES	272	934,098	687,929
4. IRRIGATION EQUIPMENT	63	39,300	375	32. MOTOR VEHICLES			
5. SPRAYING EQUIPMENT	17	6,516	2,050	1. AUTOMOBILES	15,131	30,241,470	26,366,609
6. HARVESTERS	11	36,790	10,225	2. TRUCKS/BUSES	4,772	14,982,057	14,137,568
7. ALL OTHER FARM	87	64,085	3,104	3. MOTORCYCLES	2,180	2,457,843	1,619,933
8. GARDEN/LAWN MACHINES	736	414,878	29,084	4. SNOWMOBILES	15	27,370	15,120
9. ALL OTHER GARDEN	1,569	408,985	20,816	5. GO-CARTS	26	31,605	20,460
TOTAL	2,557	1,285,176	163,284	6. MOPED	131	62,633	49,206
06. FURNITURE	1,674	870,114	59,525	9. OTHER	105	419,105	195,410
08. HOUSEHOLD & APPLIAN	8,898	3,670,182	237,290	TOTAL	22,360	48,222,083	42,404,306
09. JEWELRY/PRECIOUS MET	12,545	16,802,671	1,488,261	33. MISC. VEHICLES	82	37,240	3,510
10. COMPUTER	1,357	2,972,310	576,166	34. AIRCRAFT			
11. TELEPHONE/ACCESSORIES	1,723	595,275	48,449	1. AIRCRAFT	15	102,606	41,000
12. MUSICAL INSTRUMENT	1,225	788,647	129,988	2. PARTS/ACCESSORIES	89	29,534	2,289
13. OFFICE EQUIPMENT	2,576	751,405	113,000	TOTAL	104	132,140	43,289
14. SECURITIES-CUR, ETC.	40,066	16,661,505	1,384,746	35. METALS (BRASS, COPR.)	170	502,000	19,185
15. SOUND EQUIPMENT				36. CONSUMABLE GOODS			
1. RADIO	2,832	508,711	47,460	1. BEVERAGES/LIQUOR	5,450	144,974	19,703
2. STEREO/PHONO/CASSETT	7,703	2,689,390	187,876	2. FOOD/MEAT	6,362	376,918	87,413
3. TABLE RECORDER/PLAYR	4,686	1,231,573	162,505	3. PERSONAL HYG. ITEMS	4,119	293,048	32,711
4. TELEVISION	6,125	2,624,904	206,252	4. GAS/FUEL	2,064	70,497	1,885
5. ACCESSORY/COMPONENTS	5,686	1,543,231	130,719	5. HAY/FEED/SEED	53	346,966	99
6. P.A./PAGING DEV.	111	38,953	3,945	6. CIGARETTES/TOBACCO	4,218	277,312	144,562
7. SOUND METER DEV.	274	65,712	2,871	7. DRUGS	1,050	54,606	6,861
8. CB RADIOS	1,293	247,040	23,772	9. OTHER	1,073	67,069	9,550
9. OTHER	8,316	3,052,150	161,680	TOTAL	24,389	1,631,390	302,784
TOTAL	37,026	12,001,664	927,080	50. LOGGING EQUIPMENT	299	169,974	8,502
16. SPORTS EQUIP	6,051	1,849,790	155,741	51. TIMBER / RAW WOOD	338	140,543	3,119
17. TOOLS	12,234	7,310,070	459,049	52. BUILDING MATERIALS	446	763,588	27,346
20. VEHICLE PART/ACC	17,569	4,760,946	283,820	59. DOMESTIC PETS	346	90,825	17,330
21. VIEWING EQUIP	2,047	498,911	59,895	60. SADDLES AND TACK	243	379,163	30,864
22. FIREARMS	5,235	2,524,280	475,067	61. MARINE EQUIPMENT	766	848,285	147,888
23. KNIVES	1,548	173,257	23,373	70. BUILDINGS			
24. EXPLOSIVES/RELAT	98	5,219	859	1. RESIDENCE	5,448	3,170,113	11,458
*25. TRAILER/CAMPER				2. NON-RESIDENCE	6,161	6,672,128	13,358
1. RV TRAILER	116	260,430	35,800	TOTAL	11,609	9,842,241	24,816
2. TRUCK TRAILERS	29	139,550	358,485	75. MISCELLANEOUS	48,902	11,721,067	1,110,670
3. OTHER TRAILERS	320	449,448	114,294				
4. CANOPY	36	8,624	1,280				
5. CAMPER	36	72,707	47,720				
TOTAL	501	858,052	509,859				

PROPERTY TOTAL

161,660,337 53,988,495

\*98. CRIME DAMAGE 25,724 3,830,251 6,606  
\* PROPERTY DAMAGE FROM CRIMINAL ACTS OTHER THAN ARSON/VANDALISM

S E C T I O N    3  
C O U N T Y   R A N K I N G S  
A N D  
T E N - Y E A R   P R O F I L E

This section contains a comparative ranking of Oregon Counties by population, crime volumes and crime rates for 1987.

It includes an Unincorporated and Incorporated profile by county and a ten-year historical profile of reported offenses for the state.

OREGON COUNTIES POPULATION AND CRIME VOLUME AND RATE RANKING FOR 1987

COUNTY	POPULATION		CRIMES AGAINST PERSONS			CRIMES AGAINST PROPERTY			BEHAVIORAL CRIMES			TOTAL CRIMINAL OFFENSES			INDEX CRIME OFFENSES							
		RANK	NUMBER OF OFFENSES	RANK	RATE PER 100,000	RANK	NUMBER OF OFFENSES	RANK	RATE PER 100,000	RANK	NUMBER OF OFFENSES	RANK	RATE PER 100,000	RANK	NUMBER OF OFFENSES	RANK	RATE PER 100,000	RANK	NUMBER OF OFFENSES	RANK	RATE PER 100,000	RANK
MULTNOMAH	562,000	1	18513	1	3294.1	1	79669	1	14176.0	1	21814	1	3881.5	15	119,996	1	21351.6	1	75958	1	13515.5	1
WASHINGTON	280,000	2	2270	5	810.7	27	15587	5	5566.8	24	6299	5	2249.6	32	24156	5	8689.2	29	12944	5	4622.9	18
LANE	267,700	3	3472	2	1297.0	15	23135	2	8642.1	3	8805	3	3289.1	25	35412	3	13228.2	14	18572	2	6937.6	3
CLACKAMAS	255,100	4	2665	4	1044.7	22	16340	4	6405.3	18	5356	6	2099.6	33	24361	4	9549.6	26	13278	4	5205.0	13
MARION	214,500	5	3424	3	1596.3	7	20539	3	9575.3	2	12278	2	5724.0	5	36241	2	16895.6	3	16198	3	7551.5	2
JACKSON	141,700	6	1885	6	1330.3	13	9634	6	6798.9	16	7254	4	5119.3	7	18773	6	13248.4	13	7292	6	5146.1	14
DOUGLAS	93,800	7	1123	9	1207.5	17	6389	8	6869.9	15	3563	10	3831.2	16	11075	9	11908.6	17	4563	8	4906.5	16
LINN	87,000	8	1434	7	1648.3	5	6828	7	7848.3	10	4623	8	5313.8	6	12885	7	14810.3	6	5300	7	6092.0	6
BENTON	69,200	9	456	17	659.0	31	4628	12	6687.9	17	2277	14	3290.5	24	7361	15	10637.3	20	3467	11	5010.1	15
DESCHUTES	65,600	10	884	12	1347.6	12	5109	10	7788.1	11	2192	15	3341.5	22	8185	11	12477.1	15	3837	9	5894.0	8
JOSEPHINE	61,700	11	840	13	1361.4	11	5322	9	8625.6	4	5044	7	8175.0	1	11206	8	18162.1	2	3812	10	6178.2	5
YAMHILL	58,400	12	545	15	933.2	24	3723	15	6375.0	19	3653	9	6255.1	2	7921	13	13563.4	11	2692	15	4609.5	19
UNATILLA	58,100	13	885	11	1523.2	8	4073	14	7010.3	13	2874	12	4946.6	10	7832	14	13480.2	12	3029	14	5213.4	12
COOS	57,500	14	1034	10	1798.3	3	4832	11	8403.5	5	3302	11	5742.6	4	9168	10	15944.3	4	3380	12	5878.2	9
KLAMATH	56,900	15	1151	8	2022.8	2	4136	13	7268.9	12	2788	13	4899.8	11	8075	12	14191.6	10	3143	13	5523.7	11
POLK	45,800	16	511	16	1115.7	19	2903	17	6338.4	20	2174	16	4746.7	13	5588	16	12200.9	16	2099	16	4583.0	20
LINCOLN	37,600	17	606	14	1611.7	6	2962	16	7877.7	9	1917	17	5098.4	8	5485	17	14587.8	8	2082	17	5537.2	10
COLUMBIA	36,100	18	405	19	1121.9	18	1872	19	5185.6	25	1192	19	3301.9	23	3469	19	9609.4	24	1249	20	3459.8	27

OREGON COUNTIES POPULATION AND CRIME VOLUME AND RATE RANKING FOR 1987

COUNTY	POPULATION		CRIMES AGAINST PERSONS				CRIMES AGAINST PROPERTY				BEHAVIORAL CRIMES				TOTAL CRIMINAL OFFENSES				INDEX CRIME OFFENSES			
		RANK	NUMBER OF OFFENSES	RANK	RATE PER 100,000	RANK	NUMBER OF OFFENSES	RANK	RATE PER 100,000	RANK	NUMBER OF OFFENSES	RANK	RATE PER 100,000	RANK	NUMBER OF OFFENSES	RANK	RATE PER 100,000	RANK	NUMBER OF OFFENSES	RANK	RATE PER 100,000	RANK
CLATSOP	33,100	19	415	18	1253.8	16	2767	18	8359.5	6	1603	18	4842.9	12	4785	18	14456.2	9	1994	18	6024.2	7
MALHEUR	26,500	20	349	21	1317.0	14	1598	21	6030.2	21	1004	21	3788.7	18	2951	21	11135.8	19	1247	21	4705.6	17
UNION	23,300	21	190	23	815.5	26	998	24	4283.3	28	849	23	3643.8	20	2037	22	8742.5	28	709	22	3042.9	29
TILLAMOOK	21,000	22	200	22	952.4	23	785	27	3738.1	29	987	22	4700.0	14	1972	23	9390.5	27	652	25	3104.7	28
WASCO	20,400	23	357	20	1750.0	4	1698	20	8279.4	7	1027	20	5034.3	9	3082	20	15107.8	5	1298	19	6362.7	4
CURRY	17,200	24	138	27	802.3	28	1000	23	5814.0	22	596	26	3465.1	21	1734	26	10081.4	22	708	23	4116.2	22
HOOD RIVER	16,500	25	173	24	1048.5	21	830	26	5030.3	27	631	25	3824.2	17	1634	27	9903.0	23	644	26	3903.0	24
BAKER	15,300	26	137	28	895.4	25	1235	22	8071.9	8	370	28	2418.3	31	1742	25	11385.6	18	699	24	4568.6	21
CROOK	13,500	27	143	26	1059.3	20	758	28	5614.8	23	511	27	3785.2	19	1412	28	10459.3	21	541	27	4007.4	23
JEFFERSON	11,800	28	164	25	1389.8	9	824	25	6983.1	14	738	24	6254.2	3	1726	24	14627.1	7	426	28	3610.2	25
GRANT	8,500	29	57	30	670.6	32	233	31	2741.2	34	236	30	2776.5	28	526	30	6188.2	30	173	30	2035.2	32
MORROW	8,000	30	111	29	1387.5	10	410	29	5125.0	26	246	29	3075.0	26	767	29	9587.5	25	278	29	3475.0	26
LAKE	7,300	31	52	31	712.3	30	161	33	2205.5	36	145	32	1986.3	34	358	33	4904.1	35	132	33	1808.2	35
HARNEY	7,200	32	44	32	611.1	33	204	32	2833.3	33	194	31	2694.4	29	442	31	6138.9	32	163	31	2263.8	31
WALLOWA	7,150	33	30	33	419.6	34	236	30	3300.7	30	123	33	1720.3	35	389	32	5440.6	34	142	32	1986.0	33
SHERMAN	2,100	34	16	34	761.9	29	62	34	2952.4	32	51	35	2428.6	30	129	34	6142.9	31	49	34	2333.3	30
GILLIAM	1,850	35	9	35	486.5	35	41	36	2216.2	35	53	34	2864.9	27	103	35	5567.7	33	32	35	1729.7	36
WHEELER	1,400	36	6	36	428.6	36	44	35	3142.9	31	15	36	1071.4	36	65	36	4642.9	36	27	36	1928.5	34



STATE and COUNTY CRIME DISTRIBUTION BY  
INCORPORATED and UNINCORPORATED JURISDICTIONS

INCORPORATED: Reporting by incorporated municipalities, OLCC, and the Oregon State University in Benton County. Incorporated is intended to represent "Urban".

UNINCORPORATED: Reporting by the 36 Sheriff's Departments, the Oregon State Police, and the Umatilla Tribal Police in Umatilla County.

Unincorporated is intended to represent suburban and rural.

POPULATIONS: Are as furnished by Portland State University, Population Research Center, for each reporting city which is then subtracted from the county total to provide the population segment being reported by the Sheriffs and the State Police.

unincorp  
(SEPT 22, 88)

(INDEX CRIMES)

	Unincorptd		CRIMES AGAINST PERSONS			CRIMES AGAINST PROPERTY			BEHAVIORAL CRIMES			CRIME TOTAL			(INDEX CRIMES)		
	Population	Population	Unincorptd	Incorptd	TOTAL	Unincorptd	Incorptd	TOTAL	Unincorptd	Incorptd	TOTAL	Unincorptd	Incorptd	TOTAL	Unincorptd	Incorptd	TOTAL
BAKER	5,975	9,325	44	93	137	156	1,079	1,235	229	141	370	429	1,313	1,742	112	587	699
BENTON	24,265	44,935	97	359	456	614	4,014	4,628	739	1,538	2,277	1,450	5,911	7,361	479	2,988	3,467
CLACKAMAS	156,655	98,445	1,680	985	2,665	9,556	6,784	16,340	2,352	3,004	5,356	13,588	10,773	24,361	7,920	5,356	13,276
CLATSOP	12,000	21,100	69	346	415	355	2,412	2,767	251	1,352	1,603	675	4,110	4,785	484	1,510	1,994
COLUMBIA	20,050	16,050	214	191	405	636	1,176	1,812	523	669	1,192	1,433	2,036	3,469	539	710	1,249
COOS	24,600	32,820	314	720	1,034	1,178	3,654	4,832	1,437	1,865	3,302	2,525	6,239	8,764	969	2,411	3,380
CROCK	8,055	5,445	49	94	143	203	555	758	173	338	511	425	987	1,412	147	394	541
CURRY	12,000	5,200	87	51	138	506	454	1,000	366	230	596	959	775	1,734	401	307	708
DESSCHUTES	39,305	26,295	443	441	884	1,656	3,453	5,109	739	1,453	2,192	2,838	3,347	6,185	1,405	2,432	3,837
DOUGLAS	58,795	34,205	595	528	1,123	2,629	3,760	6,389	2,057	1,506	3,563	5,281	5,794	11,075	1,931	2,632	4,563
GILLIAM	710	1,140	9	9	9	38	3	41	51	2	53	2	5	103	29	3	32
GRANT	5,150	3,350	30	27	57	114	119	233	134	102	236	278	248	526	93	80	173
HARNEY	2,990	4,210	13	31	44	49	155	204	64	130	194	126	316	442	35	120	153
HOOD RIVER	11,900	4,520	95	78	173	414	416	830	270	361	631	779	855	1,634	342	302	644
JACKSON	59,455	82,245	640	1,245	1,885	2,047	7,387	9,434	2,073	5,181	7,254	4,769	14,013	18,773	1,668	5,624	7,292
JEFFERSON	3,060	2,740	87	77	164	342	482	824	431	307	738	860	866	1,726	244	182	426
JOSEPHINE	45,500	16,200	430	410	840	2,501	2,821	5,322	2,714	2,330	5,044	5,645	5,561	11,206	1,804	2,000	3,812
KLAMATH	38,330	10,570	601	550	1,151	1,711	2,425	4,136	1,361	1,427	2,788	3,673	4,402	8,075	1,297	1,846	3,143
LAKE	4,510	2,790	26	26	52	87	74	161	73	72	145	186	172	358	77	55	132
LANE	96,215	171,485	664	2,808	3,472	2,734	20,401	23,135	2,524	6,181	8,705	6,022	29,390	35,412	2,312	16,260	18,572
LINCOLN	18,180	19,420	158	448	606	734	2,228	2,962	547	1,370	1,917	1,439	4,046	5,485	577	1,505	2,082
LINN	41,930	45,070	483	951	1,434	2,143	4,685	6,828	2,345	2,278	4,623	4,971	7,914	12,885	1,712	3,588	5,300
MALHEUR	12,395	14,105	95	254	349	331	1,267	1,598	301	703	1,004	727	2,224	2,951	296	951	1,247
MARION	95,835	118,665	922	2,502	3,424	4,451	16,088	20,539	2,028	3,450	5,478	8,201	28,040	36,241	3,688	12,440	16,128
MORROW	4,065	3,935	52	59	111	163	247	410	135	110	246	351	416	767	134	144	278
MULTNOMAH	76,075	485,925	1,347	17,166	18,513	6,861	72,808	79,669	1,602	20,212	21,814	5,810	110,186	119,996	6,090	69,868	75,958
POLK	15,910	29,890	118	393	511	500	2,323	2,803	402	1,773	2,175	1,100	4,489	5,589	439	1,660	2,099
SHERMAN	2,100		16		16	62		62	51		51	129		129	49		49
TILLAMOOK	14,915	6,085	137	63	200	511	274	785	797	190	987	1,445	527	1,972	427	225	652
UMATILLA	19,865	38,235	209	676	885	788	3,265	4,073	710	2,164	2,874	1,707	6,125	7,832	687	2,342	3,029
UNION	8,200	15,100	67	123	190	211	787	998	415	434	849	693	1,344	2,037	169	540	709
WALLOWA	5,145	2,005	24	6	30	138	98	236	102	21	123	264	125	389	99	43	142
WASCO	10,135	10,265	130	227	357	483	1,215	1,698	559	468	1,027	1,372	1,910	3,082	364	934	1,298
WASHINGTON	153,210	126,790	903	1,367	2,270	5,602	9,985	15,587	2,752	3,547	6,299	9,257	14,899	24,156	4,776	8,168	12,944
WHEELER	1,400		6		6	44		44	15		15	65		65	27		27
YAMHILL	21,010	37,390	179	366	545	946	2,777	3,723	1,240	2,413	3,653	2,365	5,556	7,921	658	2,034	2,692
TOTAL	1,136,050	1,553,950	11,033	33,627	44,660	51,634	179,960	231,594	33,463	73,339	106,802	96,130	286,926	383,056	42,480	150,228	192,708

STATEWIDE TEN YEAR PROFILE

YEAR	POPULATION	CRIMES AGAINST PERSONS	CRIMES AGAINST PROPERTY	BEHAVIORAL CRIMES	TOTAL REPORTED CRIMES	INDEX CRIME TOTAL
1978	2,472,000	27,790	187,025	94,975	309,790	150,003
	Rate Per 100,000 pop	1124.2	7565.7	3842.0	12532.0	6068.1
1979	2,544,000	31,114	203,665	102,874	337,653	162,913
	Rate Per 100,000 pop	1223.0	8005.7	4043.8	13272.5	6403.8
1980	2,639,915	31,427	218,764	101,205	351,396	175,448
	Rate Per 100,000 pop	1190.5	8286.8	3833.6	13310.9	6646.0
1981	2,660,735	34,032	228,666	99,353	362,051	187,983
	Rate Per 100,000 pop	1279.0	8594.1	3734.0	13607.2	7065.1
1982	2,656,185	35,190	210,333	100,037	345,560	174,531
	Rate Per 100,000 pop	1324.8	7918.6	3766.2	13009.6	6570.7
1983	2,635,000	37,274	200,039	98,062	335,375	167,158
	Rate Per 100,000 pop	1414.6	7591.6	3721.5	12727.7	6343.8
1984	2,660,000	40,319	203,616	97,503	341,438	169,347
	Rate Per 100,000 pop	1515.8	7654.7	3665.5	12836.0	6366.4
1985	2,675,800	44,691	220,712	95,735	361,138	184,658
	Rate Per 100,000 pop	1670.2	8248.4	3577.8	13496.4	6901.0
1986	2,659,500	46,745	232,278	101,480	380,503	193,933
	Rate Per 100,000 pop	1757.7	8733.9	3815.8	14307.3	7292.1
1987	2,690,000	44,660	231,594	106,802	383,056	192,708
	Rate Per 100,000 pop	1660.2	8609.4	3970.3	14240.0	7163.9

S E C T I O N 4  
S T A T E a n d C O U N T Y  
A R R E S T I N F O R M A T I O N

This section provides information on the number of persons arrested for each offense for the state and for individual counties in 1987.

The state table provides information by the sex and race of persons arrested.

Both the state and county information provide age breakdowns for persons arrested in each offense category.

NUMBER OF ARRESTS BY AGE - STATE OF OREGON, 1967

TOTAL ARRESTS	ADULT ARRESTS	JUVENILE ARRESTS		Under 10	10 to 12	13 to 14	15	16	17	18	19	20	21	22	23	24	25 to 29	30 to 34	35 to 39	40 to 44	45 to 49	50 to 54	55 to 59	60 to 64	65 and Over	
<b>CRIME AGAINST PERSON</b>																										
171	152	18	Willful Murder *			2	1	8	7	11	3	7	6	5	10	7	37	19	26	11	7	1	2	1		
21	17	4	Neg. Homicide(1)			1			3	2	1	2		1		2	1		3	5						
369	304	65	Forcible Rape(2) *		8	28	12	7	10	12	9	12	13	14	7	15	75	56	53	15	12	4	2	5		
1,334	1,053	281	Other Sex Crime	5	42	90	45	48	51	33	29	33	23	31	41	40	198	193	155	97	54	44	28	21	33	
81	69	12	Kidnapping		1	2	1	3	5	3	3	2	5	3	2	4	19	14	9	2		1	1		1	
18	13	5	Extortion				2	2	1	2		1		1	2		2		2	2	1					
1,325	1,096	229	Robbery *	1	18	45	47	47	71	82	70	52	72	53	56	59	257	173	125	49	24	13	6	3	2	
Purse-Snatch arrests are included in the Larceny total																										
1,632	1,413	219	Purse-Snatch *		9	23	47	39	48	65	72	55	77	82	49	71	300	234	170	102	56	32	23	12	13	
14,041	12,332	1,709	Simple Assault	28	187	452	311	326	405	393	456	404	517	607	615	624	3,057	2,328	1,500	840	415	235	158	98	85	
18,992	16,450	2,542	TOTAL	43	279	667	438	489	606	603	643	568	713	797	782	822	3,946	3,017	2,043	1,123	569	330	220	140	134	
<b>CRIME AGAINST PROPERTY</b>																										
5,749	3,414	2,335	Burglary *	104	323	568	410	473	457	469	377	237	197	203	193	160	658	449	246	129	47	22	11	9	7	
23,959	15,749	8,210	Larceny *	339	1,197	2,146	1,437	1,565	1,526	1,544	1,159	854	783	698	732	646	2,813	2,372	1,749	922	480	328	267	176	226	
2,631	1,616	1,015	Motor Vehicle Theft *	1	43	235	204	276	256	249	166	134	124	109	98	94	291	183	96	39	14	10	5	1	3	
316	121	195	Arson *	39	55	47	24	16	14	14	6	7	2	6	4	4	24	19	11	7	11	4	1		1	
1,401	1,204	197	Forgery/Counterfeit	1	9	22	34	59	72	82	82	55	63	62	69	74	305	177	134	45	27	14	10	3	2	
1,285	1,064	121	Fraud		3	14	17	25	58	45	46	47	49	45	44	53	268	191	118	73	31	24	12	6	12	
28	26	2	Embezzlement					1	1	1	2	1	1	2		1	4	4	4	4	1				1	
639	479	166	Stolen Property		7	29	30	49	45	50	33	37	26	30	19	32	95	72	44	20	11	4	2	2	2	
4,296	2,415	1,881	Vandalism	143	265	486	293	369	325	282	195	163	144	146	134	126	488	320	199	109	48	26	16	8	11	
40,204	26,088	14,116	TOTAL	627	1,902	3,547	2,449	2,837	2,754	2,736	2,066	1,535	1,389	1,301	1,293	1,190	4,946	3,787	2,601	1,348	670	432	325	205	264	
<b>BEHAVIORAL CRIMES</b>																										
2,127	1,914	213	Weapon Laws	2	5	44	46	41	75	122	102	70	89	85	85	95	454	339	225	100	49	49	20	14	16	
1,609	1,519	90	Prostitution			11	16	25	38	121	133	66	136	88	83	108	296	214	112	74	43	17	13	10	5	
9,001	8,254	747	Drug Laws	2	14	132	118	205	276	364	386	393	413	394	449	465	2,137	1,657	904	420	145	68	31	17	11	
13	12	1	Gambling					1							1	3	1		1		3	1			2	
190	181	9	Crimes Against Family	1		3	2	1	2	4	6	6	3	9	10	14	43	36	26	9	4	6	2	2	1	
20,688	20,397	291	D.U.I.	1	2	5	17	77	189	382	470	634	848	837	868	906	4,132	3,481	2,635	1,787	1,223	800	573	373	398	
12,863	8,604	4,259	Liquor Laws	7	49	474	648	1,245	1,836	2,203	1,719	1,153	356	226	225	143	599	614	537	317	212	138	71	54	37	
3,100	2,648	452	Disorderly Conduct	12	49	98	83	88	122	145	141	159	150	159	142	142	562	409	278	152	84	46	26	23	30	
12,639	10,752	1,887	All Other	49	164	380	338	428	528	628	545	475	453	410	456	483	2,077	1,875	1,414	790	447	280	175	107	137	
2,573	2,573		Curfew	15	114	617	532	677	618																	
2,907	2,907		Runaway Juveniles	20	218	1,014	705	510	340																	
67,710	54,281	13,429	TOTAL	109	615	2,778	2,505	3,398	4,024	3,969	3,502	2,956	2,448	2,208	2,319	2,359	10,301	8,525	6,182	3,649	2,210	1,405	911	600	637	
126,906	96,819	30,087	GRAND TOTAL	779	2,796	6,992	5,412	6,724	7,384	7,308	6,211	5,059	4,550	4,306	4,394	4,371	19,193	15,429	10,826	6,120	3,449	2,167	1,456	945	1,035	
36,152	23,866	12,286	Index Total	501	1,687	3,102	2,169	2,443	2,396	2,446	1,862	1,358	1,274	1,170	1,149	1,056	4,455	3,505	2,476	1,274	651	414	317	207	252	
26,718	25,722	996	Traffic Crimes		4	34	69	279	610	1,077	1,420	1,581	1,716	1,810	1,749	1,733	6,345	3,821	2,122	992	535	282	186	138	215	
9,819	9,182	637	Fish & Game Violations	1	3	35	66	237	295	299	315	321	310	335	371	374	1,875	1,374	1,063	813	528	320	264	243	377	
1,057	1,032	25	Marine Violations		2		4	6	13	16	17	28	23	23	46	36	195	190	144	120	65	46	29	19	35	

NUMBER OF MALE ARRESTS BY AGE - STATE OF OREGON, 1987

TOTAL ARRESTS	ADULT ARRESTS	JUVENILE ARRESTS		Under 10	10 to 12	13 to 14	15	16	17	18	19	20	21	22	23	24	25 to 29	30 to 34	35 to 39	40 to 44	45 to 49	50 to 54	55 to 59	60 to 64	65 and Over	
<b>CRIME AGAINST PERSON</b>																										
156	139	17	Willful Murder *			2	1	8	6	11	3	6	5	5	10	6	33	18	22	10	6	1	2	1		
18	14	4	Neg. Homicide(1)			1			3	1	1	2				2			3	5						
369	304	65	Forcible Rape(2) *		8	28	12	7	10	12	8	12	13	14	7	15	75	56	53	15	12	4	2	5		
1,261	999	262	Other Sex Crime	4	36	84	41	46	51	31	24	31	21	29	35	36	187	182	151	94	53	44	27	21	33	
70	63	7	Kidnapping					2	5	3	2	2	5	3	2	4	17	13	7	2		1	1		1	
16	12	4	Extortion				1	2	1	2		1					1		2	2	1					
1,190	989	201	Robbery *	1	14	37	42	44	63	74	68	50	66	51	53	53	221	147	114	45	23	13	6	3	2	
			Purse-Snatch *	Purse-Snatch arrests are included in the Larceny total																						
1,451	1,272	179	Aggravated Assault *	8	20	35	35	36	45	63	64	50	69	70	46	61	273	205	151	94	51	30	20	12	13	
11,775	10,454	1,321	Simple Assault	25	154	329	241	253	319	313	367	324	407	485	532	522	2,631	1,962	1,277	753	367	207	140	90	77	
16,306	14,246	2,060	<b>TOTAL</b>	39	232	516	373	398	503	510	538	478	586	658	687	699	3,438	2,583	1,780	1,020	513	300	198	132	126	
<b>CRIME AGAINST PROPERTY</b>																										
5,179	3,072	2,107	Burglary *	91	291	502	377	439	407	442	365	224	189	186	181	141	570	378	205	108	40	21	8	8	6	
16,517	10,862	5,655	Larceny *	283	867	1,417	922	1,070	1,096	1,130	851	630	547	497	519	438	1,870	1,581	1,197	621	345	226	171	106	133	
2,287	1,457	830	Motor Vehicle Theft *	1	28	178	162	227	224	233	150	123	107	98	85	84	256	167	86	37	12	10	5	1	3	
277	101	176	Arson *	39	52	37	22	16	10	13	6	4	1	6	3	3	21	18	8	5	11	2				
842	713	129	Forgery/Counterfeit	1	7	15	24	39	43	52	43	35	35	37	37	47	181	108	67	30	19	10	7	3	2	
797	720	77	Fraud		3	5	9	17	43	28	22	26	31	31	34	37	183	131	85	49	21	17	10	6	9	
9	9		Embezzlement							1		1				1	2		2	1						
550	411	139	Stolen Property		7	25	23	45	39	45	28	33	23	24	18	25	79	63	36	18	10	4	2	1	2	
3,852	2,132	1,720	Vandalism	133	244	431	263	346	303	267	180	156	135	132	117	109	413	270	165	96	39	22	14	7	10	
30,310	19,477	10,833	<b>TOTAL</b>	548	1,509	2,610	1,802	2,199	2,165	2,211	1,645	1,232	1,068	1,012	994	885	3,575	2,716	1,851	965	497	312	217	132	165	
<b>BEHAVIORAL CRIMES</b>																										
1,943	1,751	192	Weapon Laws	2	5	38	41	38	68	110	93	63	78	80	78	82	416	309	209	88	48	20	13	15		
493	488	5	Prostitution					3	2	4	7	6	13	12	11	15	103	88	79	68	37	17	13	10	5	
7,126	6,523	603	Drug Laws	2	10	99	90	169	233	287	324	300	329	324	333	388	1,648	1,295	732	343	118	54	23	15	10	
11	10	1	Gambling					1								1	2	1		2	1				1	
87	83	4	Crimes Against Family			1	1		2	1	1	3		1	4	7	14	20	15	5	3	3	2	2	1	
17,575	17,326	255	D.U.I.L.	1	2	3	12	69	168	334	413	556	735	725	735	776	3,463	2,907	2,250	1,508	1,044	695	488	334	357	
10,482	7,428	3,054	Liquor Laws	6	34	250	399	909	1,456	1,791	1,490	1,013	325	202	195	127	530	546	486	272	166	133	65	54	33	
2,606	2,242	364	Disorderly Conduct	11	39	73	63	75	103	119	119	142	120	130	124	108	464	353	238	134	73	37	25	20	27	
10,090	8,547	1,543	All Other	37	142	318	277	337	432	515	440	391	381	519	367	389	1,655	1,487	1,130	592	335	221	130	87	108	
1,778	1,778		Curfew	11	85	384	348	493	457																	
1,309		1,309	Runaway Juveniles	16	121	389	297	294	192																	
53,500	44,392	9,108	<b>TOTAL</b>	86	438	1,555	1,528	2,388	3,113	3,161	2,887	2,474	1,981	1,802	1,848	1,895	8,294	7,095	5,141	3,011	1,826	1,209	766	535	557	
100,116	78,115	22,001	<b>GRAND TOTAL</b>	672	2,179	4,681	3,703	4,985	5,781	5,882	5,070	4,184	3,635	3,472	3,529	3,479	15,307	12,304	8,772	4,996	2,836	1,821	1,181	799	848	
27,426	18,196	9,230	<b>Index Total</b>	423	1,290	2,236	1,573	1,847	1,861	1,978	1,516	1,099	997	927	904	801	3,319	2,570	1,836	935	500	307	214	136	157	
23,098	22,226	872	Traffic Crimes		2	29	55	240	546	964	1,250	1,376	1,512	1,591	1,516	1,495	5,412	3,257	1,834	843	458	249	172	120	177	
9,105	8,494	611	Fish & Game Violations	1	3	35	63	225	284	283	294	295	284	308	345	1,727	1,266	1,004	751	482	297	241	221	362		
1,010	987	23	Marine Violations		2		4	6	11	14	16	28	23	22	44	34	187	177	136	116	63	46	29	18	34	

4-4



NUMBER OF ARRESTS BY RACE - STATE OF OREGON, 1987

TOTAL ARRESTS	ADULT JUVENILE ARRESTS ARRESTS		WHITE			BLACK			INDIAN			HISPANIC			INDO- CHIN			OTHER ASIAN			
	Adult	Juven	Total	Adult	Juven	Total	Adult	Juven	Total	Adult	Juven	Total	Adult	Juven	Total	Adult	Juven	Total			
CRIME AGAINST PERSON																					
171	153	18	Willful Murder *	107	8	115	32	5	37	4	1	5	9	9	1	4	5				
21	17	4	Neg. Homicide(1)	17	4	21															
369	304	65	Forcible Rape(2) *	211	50	261	59	10	69	6		6	24	4	28	2	1	3	2	2	
1,334	1,053	281	Other Sex Crime	928	257	1,185	47	14	61	22	3	25	50	5	55				6	2	8
81	69	12	Kidnapping	60	9	69	4	1	5	1	1	2	4	1	5						
18	13	5	Extortion	12	5	17							1	1							
1,325	1,096	229	Robbery *	675	126	801	322	92	414	22	3	25	70	7	77	3	1	4	4	4	
			Purse-Snatch *	Purse-Snatch arrests are included in the Larceny total																	
1,632	1,413	219	Aggravated Assault *	1,166	180	1,346	100	28	128	34	3	37	99	5	104	8	2	10	6	1	7
14,041	12,332	1,709	Simple Assault	10,174	1,436	11,610	1,193	188	1,381	271	29	300	581	42	623	26	7	33	87	7	94
18,992	16,450	2,542	TOTAL	13,350	2,075	15,425	1,757	338	2,095	360	40	400	838	64	902	40	15	55	105	10	115
CRIME AGAINST PROPERTY																					
5,749	3,414	2,335	Burglary *	2,831	2,167	4,998	269	103	472	64	23	87	138	34	172	3	1	4	9	7	16
23,959	15,749	8,210	Larceny *	12,571	7,165	19,736	1,721	550	2,271	271	105	376	940	260	1,200	61	40	101	185	90	275
2,631	1,616	1,015	Motor Vehicle Theft *	1,382	880	2,262	147	94	241	24	14	38	48	16	64	3	2	5	12	9	21
316	121	195	Arson *	101	184	285	10	3	13	1	4	5	5	2	7	3	1		1	1	
1,401	1,204	197	Forgery/Counterfeit	981	178	1,159	163	12	175	18	1	19	36	3	39	2		2	4	3	7
1,185	1,064	121	Fraud	952	112	1,064	67	5	72	20	1	21	13	2	15	5	1	6	7		7
28	26	2	Embezzlement	26	2	28															
639	479	160	Stolen Property	388	142	530	41	9	50	6	1	7	43	7	50				1	1	
4,296	2,415	1,881	Vandalism	2,092	1,764	3,856	128	50	178	57	21	78	124	33	157	2	7	9	12	6	18
40,204	26,088	14,116	TOTAL	21,324	12,594	33,918	2,646	826	3,472	461	170	631	1,347	357	1,704	79	52	131	231	117	348
BEHAVIORAL CRIMES																					
2,127	1,914	213	Weapon Laws	1,424	176	1,600	254	26	280	33	5	38	194	4	198	2	1	3	7	1	8
1,609	1,519	90	Prostitution	1,186	68	1,254	226	12	238	20	7	27	44	3	47	3		3	40		40
9,001	8,254	747	Drug Laws	6,682	680	7,362	767	26	793	108	8	116	671	31	702	2		2	24	2	26
13	12	1	Gambling	5	1	6	6		6				1		1						
190	181	9	Crimes Against Family	170	7	177	3	1	4	2	1	3	6		6						
20,688	20,397	291	D.U.I.I.	19,096	275	19,371	179		179	264	1	265	785	15	800	14		14	59		59
12,863	8,604	4,259	Liquor Laws	7,382	4,054	11,436	314	44	358	414	60	474	463	88	551	10	1	11	21	12	33
3,100	2,648	452	Disorderly Conduct	2,159	389	2,548	198	35	233	109	7	116	173	18	191	3	2		6	1	7
12,639	10,752	1,887	All Other	9,321	1,772	11,093	519	61	580	258	5	263	626	38	664	3	4	7	25	7	25
2,573	2,573		Curfew	2,400	2,400		79	79		39	39		47	47				3	3	5	5
2,907	2,907		Runaway Juveniles	2,619	2,619		148	148		46	46		62	62				7	7	25	25
67,710	54,281	13,429	TOTAL	47,425	12,441	59,866	2,466	432	2,898	1,200	179	1,387	2,963	306	3,269	37	18	55	182	53	235
126,906	96,819	30,087	GRAND TOTAL	82,099	27,110	109,209	6,869	1,596	8,465	2,029	389	2,418	5,148	727	5,875	156	85	241	518	180	698
36,152	23,866	12,286	Index Total	19,044	10,760	29,804	2,760	885	3,645	426	153	579	1,333	328	1,661	84	52	136	219	108	327
26,718	25,722	996	Traffic Crime	22,549	893	23,442	1,642	33	1,675	287	10	297	1,114	53	1,167	38	3	41	92	4	96
9,819	9,182	637	Fish & Game	9,179	637	9,816	1		1				2		2						
1,057	1,032	25	Marine	1,032	25	1,057															



NUMBER OF PERSONS ARRESTED and NUMBER OF ADDITIONAL  
CHARGES FOR THOSE PERSONS ARRESTED - 1987

	TOTAL NUMBER PERSONS ARRESTED PRIMARY OR ONLY ARREST CHARGE -----	NUMBER OF ADDITIONAL CHARGES FOR THOSE PERSONS ARRESTED (1) -----
<b>CRIMES AGAINST PERSONS</b>		
Murder *	171	33
Negligent Homicide	21	
Forcible Rape *	369	111
Other Sex Crimes	1,334	1,023
Kidnapping	81	169
Extortion	18	12
Robbery *	1,325	217
Aggravated Assault *	1,632	417
Simple Assault	14,041	2,796
	-----	-----
	18,992	4,778
<b>CRIMES AGAINST PROPERTY</b>		
Burglary *	5,749	1,774
Larceny *	23,959	4,057
Motor Vehicle Theft *	2,631	787
Arson *	316	92
Forgery/Counterfeit	1,401	1,172
Fraud	1,185	678
Embezzlement	28	29
Stolen Property	639	376
Vandalism	4,296	3,009
	-----	-----
	40,204	11,974
<b>BEHAVIORAL CRIMES</b>		
Weapon Law	2,127	1,360
Prostitution	1,609	108
Drug Laws	9,001	5,012
Gambling	13	5
Crimes Against Family	190	54
D.U.I.I.	20,688	1,224
Liquor Laws	12,863	1,857
Disorderly Conduct	3,100	1,779
All Other (Except Traffic)	12,639	4,805
Juvenile Curfew	2,573	907
Juvenile Runaway	2,907	456
	-----	-----
	67,710	17,567
	-----	-----
GRAND TOTAL	126,906	34,319
* Index Total	36,152	7,488

(1) "Additional Charges" per type of crime does not necessarily directly relate to the "total number of persons arrested" for that category. For example: A person arrested for DUII might also generate "Additional Charge" counts for weapons, drugs, etc.

NUMBER OF ARRESTS BY COUNTY and AGE

1 9 8 7

NUMBER OF ARRESTS BY AGE - BAKER COUNTY, 1987

TOTAL ARRESTS	ADULT ARRESTS	JUVENILE ARRESTS		Under 10 to 13 to							25 to 30 to 35 to 40 to 45 to 50 to 55 to 60 to 65 and																			
				10	12	14	15	16	17	18	19	20	21	22	23	24	29	34	39	44	49	54	59	64	Over					
<b>CRIME AGAINST PERSON</b>																														
			Willful Murder *																											
1	1		Neg. Homicide																											
3	1	2	Forcible Rape *																											
12	10	2	Other Sex Crime		1	1																								
			Kidnapping																											
			Extortion																											
8	6	2	Robbery *																											
			Purse-Snatch *																											
7	4	3	Aggravated Assault *																											
40	37	3	Simple Assault		2	1	1	1	1	1	1	2	2	12	7	4	2				2	1								
71	59	12	<b>TOTAL</b>	2	1	3	4	2	2	5	1	6	1	2	2	16	11	8	2	2	1	3								
<b>CRIME AGAINST PROPERTY</b>																														
28	21	7	Burglary *		1	3	3																							
111	41	70	Larceny *	5	13	23	6	10	13	4	6	3	3	5	2		4	1	1	1										
24	9	15	Motor Vehicle Theft *		3	3	2	6	1	1	1	2	2	1		1			1											
2	2		Arson *		2																									
7	7		Forgery/Counterfeit																											
10	7	3	Fraud																											
			Embezzlement																											
2	1	1	Stolen Property		1																									
45	23	22	Vandalism	1	4	7	6	4	3	3	5	2	3	2	1	2			2											
229	109	120	<b>TOTAL</b>	6	24	38	14	24	14	9	8	9	10	16	2	7	20	7	8	3	3	3	1	3						
<b>BEHAVIORAL CRIMES</b>																														
5	5		Weapon Laws																											
			Prostitution																											
34	30	4	Drug Laws																											
			Gambling																											
3	3		Crimes Against Family																											
126	122	4	D.V.I.I.																											
105	57	48	Liquor Laws		2	9	5	19	13	19	15	5	7	2	1	4	1	1	1			1								
13	6	5	Disorderly Conduct																											
51	38	13	All Other	1	1	1	2	5	3	3	2	3	1	2	2	1	12	6	4		1	1								
14	14		Curfew																											
14	14		Runaway Juveniles																											
365	263	102	<b>TOTAL</b>	1	7	19	14	38	23	24	23	19	13	15	8	11	49	29	24	13	9	9	5	10	2					
665	431	234	<b>GRAND TOTAL</b>	7	33	58	31	66	39	35	36	29	29	32	12	20	85	47	40	16	14	12	7	12	5					
126	116	10	Traffic Crime																											
206	194	12	Fish & Game																											
9	9		Marine																											
183	62	101	<b>Index Totals *</b>	5	19	30	9	22	16	7	9	6	12	10	3	13	7	6	2	2			2	3						

NUMBER OF ARRESTS BY AGE - BENSON COUNTY, 1987

TOTAL ARRESTS	ADULT ARRESTS	JUVENILE ARRESTS		Under 10	10 to 12	13 to 14	15	16	17	18	19	20	21	22	23	24	25 to 29	30 to 34	35 to 39	40 to 44	45 to 49	50 to 54	55 to 59	60 to 64	65 and Over		
CRIME AGAINST PERSON																											
1	1		Willful Murder *																							1	
1	1		Neg. Homicide																								1
5	4	1	Possible Rape *			1																					3
18	16	2	Other Sex Crime		1			1						3	1		2	4	3					1	1		1
1	1		Kidnapping							1																	
5	1	4	Extortion																								
			Robbery *		1	1		1	1								1										
			Purse-Snatch *																								
16	13	3	Aggravated Assault *			2	1							2	1		2	2	3	1			1				1
192	162	30	Simple Assault		1	13	1	7	8	8	4	7	8	10	8	6	34	34	22	12			3	2	3	1	
239	199	40	TOTAL		3	17	2	9	9	9	4	7	8	15	10	6	39	41	32	14		5	3	3	3		
CRIME AGAINST PROPERTY																											
113	74	39	Burglary *	5	4	10	8	5	7	13	16		2	2	1	3	18	8	7	2	2						
294	199	95	Larceny *	8	10	18	20	19	20	36	31	13	15	8	13	4	32	16	15	8	2	4	1			1	
45	17	28	Motor Vehicle Theft *		1	8	3	7	9	6	3		1			1		1	3	2							
10	2	8	Arson *	1	1	3	2		1											1	1						
22	19	3	Forgery/Counterfeit			1		1	1	2		3		2		3	8		1								
14	13	1	Fraud					1				1	2	1			5	2		1	1						
			Embezzlement																								
9		6	Stolen Property		1	2	1	2		2							1										
59	34	25	Vandalism	2	3	11	1	4	4	10	5	3	1	1		1	3	3	2	3	2						
565	358	205	TOTAL	16	20	53	35	39	42	69	55	20	21	14	14	12	67	30	29	17	7	4	1			1	
BEHAVIORAL CRIMES																											
17	15	2	Weapon Laws			2				2	1	1				2	4	1	2			2					
			Prostitution																								
62	52	10	Drug Laws		1	3	2	1	3	4	1	3	3	4	1	2	19	5	6	3	1						
			Gambling																								
8	7	1	Crimes Against Family				1			1				2	1	1		1	1								
312	309	3	D.V.I.					1	2	8	16	22	29	16	17	4	72	40	29	28	6	8	9	1	4		
168	110	58	Liquor Laws		2	6	10	11	29	45	33	14	3	2	3	1		3	4	1			1				
19	17	2	Disorderly Conduct		1				1	3	1		1	2	1	1	4			2	1	1					
132	111	21	All Other	1	2	5	5	4	4	12	8	5	5	6	13	2	21	19	9	5	3	1		1	1		
36		36	Curfew		1	9	12	4	10																		
46		46	Runaway Juveniles		4	17	11	7	7																		
800	621	179	TOTAL	1	11	42	41	28	56	75	60	45	41	32	38	11	120	69	51	39	11	12	10	2	5		
1,605	1,178	424	GRAND TOTAL	17	34	112	78	76	107	153	119	72	70	61	62	29	226	140	112	70	18	21	14	5	9		
170	166	4	Traffic Crime				1	2	1	7	8	7	17	18	11	2	38	23	16	7	4	4	2	2			
99	99		Fish & Game							5	7	6	7	3	7	1	19	18	9	5	5				5		
8	8		Marine								1	1		1		1	1	2	1								
489	311	178	Index Totals	14	17	43	34	32	38	55	50	13	18	12	15	8	53	28	33	14	4	5	1		2		

NUMBER OF ARRESTS BY AGE - CLACKAMAS COUNTY, 1987

TOTAL ARRESTS	ADULT ARRESTS	JUVENILE ARRESTS		Under 10	10 to 12	13 to 14	15	16	17	18	19	20	21	22	23	24	25 to 29	30 to 34	35 to 39	40 to 44	45 to 49	50 to 54	55 to 59	60 to 64	65 and Over	
<b>CRIME AGAINST PERSON</b>																										
11	9	2	Willful Murder *						2				2		1		4	1		1						
1	1		Reg. Homicide													1										
10	6	4	Forcible Rape *		1	2		1					1				1	2	2							
69	58	11	Other Sex Crime	1	1	6	1	1	1	2	2	1		1	2	3	10	12	8	6	4	2	2		3	
1	1		Kidnapping									1														
44	39	5	Extortion																							
			Robbery *		1	1	1	1	1	1	4	1	2	1	1	3	9	7	6	3	1					
			Purse-Snatch *																							
95	84	11	Aggravated Assault *		1	3	1	3	3	8	4	3	6	8	2	1	17	9	12	4	1	5	3	1		
770	685	85	Simple Assault		7	30	15	18	15	22	27	26	21	21	25	21	187	113	84	59	32	20	14	8	5	
1,001	883	118	<b>TOTAL</b>	1	11	42	18	24	22	33	37	32	32	31	31	29	228	144	112	73	38	27	19	9	8	
<b>CRIME AGAINST PROPERTY</b>																										
248	113	135	Burglary *	2	20	28	33	28	24	8	11	16	3	3	7	1	24	19	11	6	2	1			1	
1,749	1,031	718	Larceny *	9	92	190	136	139	152	133	93	49	51	49	44	33	167	154	117	60	22	19	20	11	9	
141	85	56	Motor Vehicle Theft *		1	13	11	13	18	11	5	11	6	5	6	7	16	11	5	1						
24	9	15	Arson *			9	1	3	2	1				1		1	1	1	1	1	1	1	1			
39	30	9	Forgery/Counterfeit					3	6	6	2	1	3	2	1	5	3	4	1	2						
58	47	11	Fraud			1	1		9	7	1	2	2	1	1	3	11	7	5	5	1	1				
			Embezzlement																							
33	19	14	Stolen Property				4	4	6	4	3	1		1	1	1	5	2		1						
211	101	110	Vandalism	3	12	24	23	21	27	18	8	10	7	8	5	4	16	10	6	3	2	1	1	1	1	
2,503	1,435	1,068	<b>TOTAL</b>	14	125	265	209	211	244	188	123	90	72	70	65	55	243	208	146	79	28	24	21	12	11	
<b>BEHAVIORAL CRIMES</b>																										
105	99	6	Weapon Laws			2	1	2	1	8	4	2	4	5	3	3	26	21	11	7	2	1		1	1	
33	33		Prostitution								1	1	1	2	1	1	6	7	5	1	4	1	1	1		
290	257	33	Drug Laws			4	5	8	16	21	19	17	11	18	13	14	63	42	20	9	8	1	1			
			Gambling																							
6	5	1	Crimes Against Family				1						1				2	1							1	
1,464	1,437	27	D.U.I.		1		3	11	12	32	27	52	64	54	57	77	310	241	197	134	78	45	34	18	17	
643	328	315	Liquor Laws		1	29	42	96	147	128	93	51	14	13	4	2	15	2	1	1					2	
90	77	13	Disorderly Conduct		3	1	1	4	4	4	4	7	4	5	2	4	17	7	11	7	2	1		1	1	
492	367	125	All Other	1	14	21	28	24	37	24	21	15	19	16	10	16	59	66	47	34	13	13	6	2	6	
248		248	Curfew			15	35	45	71	82																
134		134	Runaway Juveniles			5	52	37	26	14																
3,505	2,603	902	<b>TOTAL</b>	1	39	144	163	242	313	217	169	146	117	113	90	117	498	387	293	193	108	62	42	24	27	
7,009	4,921	2,088	<b>GRAND TOTAL</b>	16	175	451	390	477	579	438	329	268	221	214	186	201	969	739	551	345	174	113	82	45	46	
2,044	1,957	87	Traffic Crime			2	9	19	57	64	116	126	127	142	137	149	504	273	157	74	45	18	6	9	10	
300	261	39	Fish & Game			2	6	12	19	12	22	27	8	12	18	19	59	27	21	17	8	4	5	2		
7	7		Marine												1		3	1	1		1					
2,322	1,376	946	<b>Index Totals *</b>	11	116	246	183	188	202	162	117	80	71	67	61	46	239	204	154	76	27	27	23	12	10	

NUMBER OF ARRESTS BY AGE - CLATSOP COUNTY, 1987

TOTAL ARRESTS	ADULT ARRESTS	JUVENILE ARRESTS		Under 10 to 13 to							25 to 30 to 35 to 40 to 45 to 50 to 55 to 60 to 65 and																											
				10	12	14	15	16	17	18	19	20	21	22	23	24	29	34	39	44	49	54	59	64	Over													
<b>CRIME AGAINST PERSON</b>																																						
1	1		Willful Murder *																				1															
6	4	2	Neg. Homicide																					2	1													
15	10	5	Forcible Rape *																							1	1											
			Other Sex Crime																					1		5	2											
			Kidnapping																																			
			Extortion																																			
7	7		Robbery *																					1		3	2											
			Purse-Snatch *																																			
24	20	4	Aggravated Assault *																				1	1	2	1	1	3	6	1	1	1	1	1	2			
199	173	26	Simple Assault	1	2	4	9	3	7	13	4	8	5	10	10	3	39	37	21	9	7	3	2	1	1													
252	215	37	<b>TOTAL</b>	1	2	8	12	4	10	14	6	9	8	11	10	4	48	47	28	12	7	4	3	1	3													
<b>CRIME AGAINST PROPERTY</b>																																						
97	59	38	Burglary *	1	5	7	7	6	12	13	14	9	3	2	3	2	10					3																
226	128	98	Larceny *	4	19	17	11	23	24	19	12	5	9	10	5	2	18	14	17	3	2	3	2	3	4													
36	20	16	Motor Vehicle Theft *																				5	2	2					2	6							
3	1	2	Arson *																											1								
9	8	1	Forgery/Counterfeit																						3					2								
12	12		Fraud																							1	2	1	1	1	4	1						
			Embezzlement																																			
4	4		Stolen Property																				1	1														
65	38	27	Vandalism	3	3	3	6	3	9	4	2	4	3	2	2		8	4	2	5	1																	
452	270	182	<b>TOTAL</b>	8	27	37	26	36	48	42	29	23	18	16	13	5	40	30	25	11	3	4	3	4	4													
<b>BEHAVIORAL CRIMES</b>																																						
15	15		Weapon Laws																				1	3	1					1	5	2	1	1				
			Prostitution																																			
67	57	10	Drug Laws																				4	2	9	2	4	2	5	11	10	7	1					
			Gambling																																			
6	6		Crimes Against Family																																			
440	434	6	D.U.I.																				8	5	13	21	20	11	17	95	65	60	36	36	16	11	6	14
507	337	170	Liquor Laws	2	14	22	40	92	129	95	84	13	8	3					3																			
126	115	11	Disorderly Conduct	1					4	6	12	6	11	10	11	6	7	26	10	5	4	2	3															
176	155	21	All Other	5	6	4	1	5	8	4	5	9	7	6	5	21	44	20	7	3	2	2	11	1														
70	70		Curfew	1	5	11	3	31	19																													
53		53	Runaway Juveniles	6	19	15	9	4																														
1460	1119	341	<b>TOTAL</b>	1	19	51	48	88	134	162	115	123	55	51	28	34	162	134	95	50	41	21	14	18	16													
2164	1604	560	<b>GRAND TOTAL</b>	10	48	96	86	128	192	218	150	155	81	78	51	43	250	211	148	73	51	29	20	23	23													
442	432	10	Traffic Crime																				18	23	17	24	34	34	28	125	63	36	12	9	4	3	2	
573	546	27	Fish & Game	1	1	2	10	13	12	9	7	11	11	15	18	95	95	72	41	38	34	24	25	39														
16	16		Marine																							1			4	4	4	1	1	1				
400	240	160	Index Totals *	5	24	36	22	33	40	38	27	17	17	13	8	5	38	30	22	7	2	4	3	3	6													

NUMBER OF ARRESTS BY AGE - COLUMBIA COUNTY, 1987

TOTAL ARRESTS	ADULT ARRESTS	JUVENILE ARRESTS		Under 10 to 13 to							25 to-30 to 35 to 40 to 45 to 50 to 55 to 60 to 65 and																							
				10	12	14	15	16	17	18	19	20	21	22	23	24	29	34	39	44	49	54	59	64	Over									
-----																																		
			CRIME AGAINST PERSON	-----																														
1	1		Willful Murder *																															
5	5		Neg. Homicide(1)																															
18	10	8	Forcible Rape(2) *																															
1	1		Other Sex Crime	5	1	2																												
2	2		Kidnapping																															
2	1	1	Extortion																															
			Robbery *																															
			Purse-Snatch *																															
16	12	4	Aggravated Assault *	1	1	1	1	1	1	1	2	3	2	1								2												
167	134	33	Simple Assault	5	5	5	5	13	5	2	6	9	6	6	7	39	17	17	11	4	4			1										
212	166	46	TOTAL	6	11	6	6	15	6	3	8	9	8	8	7	43	23	23	15	4	5	2			2									
			CRIME AGAINST PROPERTY	-----																														
60	16	44	Burglary *	3	3	8	9	9	12	2	2	2	2	2	1	3	2																	
187	89	98	Larceny *	7	11	30	14	16	20	9	4	6	2	2	4	5	13	15	7	5	7	5	2	1	2									
30	20	10	Motor Vehicle Theft *																															
3	3		Arson *	2	1																													
20	14	6	Forgery/Counterfeit	1	2	1																												
48	48		Fraud																															
			Embezzlement																															
2	2		Stolen Property																															
67	38	29	Vandalism	1	3	12	4	6	3	9	3	2	3	3	4	3	6	1	3	1														
417	227	190	TOTAL	12	21	55	29	38	38	29	15	10	13	10	14	15	42	33	17	8	8	6	2	1	4									
			BEHAVIORAL CRIMES	-----																														
31	28	3	Weapon Laws																															
			Prostitution																															
85	73		Drug Laws	2	3	4	3																											
			Gambling																															
4	4		Crimes Against Family																															
500	490	10	D.U.I.I.																															
273	161	112	Liquor Laws	8	20	31	53	12	10	7	18	20	25	15	113	87	79	38	26	18	9	5			8									
43	34	9	Disorderly Conduct	1	5	1	1	2	1	2																								
176	152	24	All Other	1	2	8	2	2	9	4	7	3	5	5	8	10	29	27	22	17	3	5	3			4								
24	24		Curfew	1	2	5	4	4	8																									
44	44		Runaway Juveniles	1	3	13	11	13	3																									
1,180	942	226	TOTAL	3	8	41	44	59	83	85	67	43	37	31	48	34	184	144	119	60	33	23	13	6	15									
1,809	1,335	462	GRAND TOTAL	15	35	107	79	102	136	120	85	61	59	49	70	56	269	200	159	83	45	34	17	7	21									
			Traffic Crime																															
373	356	17	Fish & Game																															
198	182	16	Narcine	2	1																													
128	123	5	Index Totals *	10	17	43	25	30	35	15	7	7	7	6	9	7	25	24	10	6	7	5	4	1	2									





NUMBER OF ARRESTS BY AGE - CROOK COUNTY, 1987

TOTAL ARRESTS	ADULT ARRESTS	JUVENILE ARRESTS		Under 10 to 13 to										25 to 30 to 35 to 40 to 45 to 50 to 55 to 60 to 65 and												
				10	12	14	15	16	17	18	19	20	21	22	23	24	29	34	39	44	49	54	59	64	Over	
			CRIME AGAINST PERSON																							
			Willful Murder *																							
			Neg. Homicide																							
2	2		Forcible Rape *																							
13	9	4	Other Sex Crime	2			1	1				1	1	1			3	3						2		
			Kidnapping																							
1	1		Extortion																							
			Robbery *																							
			Purse-Snatch *																							
6	6		Aggravated Assault *																							
65	56	9	Simple Assault			5	3			1		6	4	1	4	6	2	2	14	5	5	7				
87	74	13	TOTAL	2	5	4	1	1			6	4	4	5	8	2	2	18	12	6	7					
			CRIME AGAINST PROPERTY																							
27	19	8	Burglary *		1	3	1	2	1		4	3			2		2	4			2		1		1	
94	51	43	Larceny *	1	7	16	5	5	9		9	1	2	3	4	1	3	4	6	6	2		1	1	4	4
13	2	11	Motor Vehicle Theft *		1	2	3	2	3		2															
			Arson *																							
7	6	1	Forgery/Counterfeit				1					1				1						1	1		1	1
31	31		Fraud																							
			Embezzlement																							
1	1		Stolen Property																							
30	11	19	Vandalism		5	4	5	1	4		1	1		1		2		4	2							
203	121	82	TOTAL	1	14	25	15	10	17		16	6	3	5	9	5	9	18	14	9	5	7	2	2	6	5
			BEHAVIORAL CRIMES																							
3	3		Weapon Laws																							
			Prostitution																							
17	14	3	Drug Laws			3								1		2		3	6	1	1					
			Gambling																							
1	1		Crimes Against Family																							
118	114	4	D.U.I.					1	3		5	2	4		3	3	7	18	14	14	9	7	14	7	2	5
129	40	89	Liquor Laws		5	15	22	14	33		17	9	4	3	1		2	1		1				1		1
31	29	2	Disorderly Conduct			1	1				2	1	1	2	2	6		10	3	2						
122	107	15	All Other			4	1	3	7		5	3	7	1	5	2	8	29	12	12	14	2	4	1		2
13		13	Curfew			4	1	2	6																	
40		40	Runaway Juveniles		2	20	7	8	3																	
474	308	166	TOTAL	7	47	32	28	52			29	15	16	7	11	14	18	62	36	30	24	9	18	9	2	8
764	503	261	GRAND TOTAL	1	23	77	51	39	70		51	25	23	17	28	21	29	98	62	45	36	16	20	11	8	13
96	91	16	Traffic Crime			1	1	2	1		7	3	5	8	10	7	6	24	9	3	2	1	1	1	1	3
214	198	1	Fish & Game					5	11		13	6	6	5	6	8	13	51	27	24	15	10	4	2	2	6
64	63	1	Marine						1				3	1	3	5	4	15	13	10	2	3		1	1	2
142	80	62	Index Totals *	1	9	21	9	9	13		15	4	3	3	7	1	5	9	10	9	2	1	1	1	5	4

NUMBER OF ARRESTS BY AGE - CURRY COUNTY, 1987

TOTAL ARRESTS	ADULT ARRESTS	JUVENILE ARRESTS		Under 10 to 13 to							25 to 30 to 35 to 40 to 45 to 50 to 55 to 60 to 65 and																
				10	12	14	15	16	17	18	19	20	21	22	23	24	29	34	39	44	49	54	59	64	Over		
-----																											
CRIME AGAINST PERSON				-----																							
2	1	1	Willful Murder *																								
1	1		Neg. Homicide																								
2	2		Forcible Rape *									1															
5	4	1	Other Sex Crime																								
			Kidnapping																								
			Extortion																								
			Robbery *																								
			Purse-Snatch *																								
18	18		Aggravated Assault *																								
52	50	2	Simple Assault																								
80	76	4	TOTAL	1	0	1	1	1																			
-----				-----																							
CRIME AGAINST PROPERTY				-----																							
13	5	8	Burglary *	3	3																						
77	47	30	Larceny *	2	2	9	6	4	7	2	2	4															
19	12	7	Motor Vehicle Theft *			1	1	1	4	1																	
5	3	2	Arson *	2																							
7	2	5	Forgery/Counterfeit				4	1																			
5	4	1	Fraud				1																				
1	1		Embezzlement																								
2	1	1	Stolen Property					1																			
36	24	12	Vandalism			2	5	4	1	3	2	2	1	2	3												
165	99	66	TOTAL	7	5	12	17	12	13	8	4	6	2	8	8	3	21	21	6	4	4	2		1	1		
-----				-----																							
BEHAVIORAL CRIMES				-----																							
4	4		Weapon Laws																								
			Prostitution																								
60	48	12	Drug Laws			3	2	2	3	2	2		1	1	3	4	3	16	7	7	1	3					
			Gambling																								
2	1	1	Crimes Against Family				1																				
207	204	3	D.U.I.			1		1	1	2	1	5	3	4	6	1	42	31	28	22	22	15	8	6	8		
69	32	37	Liquor Laws			4	6	15	12	13	7	5	1	1	2	2	1										
18	15	3	Disorderly Conduct			2	1			1			1														
50	40	10	All Other			1	1	1	4	3	3	1		2													
8		8	Curfew			1	2		2	3																	
15		15	Runaway Juveniles				1	7	5	2																	
433	344	89	TOTAL	2	6	12	16	30	23	21	9	11	9	8	17	11	76	47	41	26	27	15	9	6	11		
-----				-----																							
678	519	159	GRAND TOTAL	9	12	24	34	43	37	31	14	18	12	22	30	17	116	79	56	37	36	20	9	9	13		
-----				-----																							
199	194	5	Traffic Crime					3	2	4	8	7	14	10	16	19	48	25	13	13	5	1	1	6	4		
273	266	7	Fish & Game			1		4	2	3	4	4	4	2	10	9	39	32	28	27	26	6	12	19	41		
42	42		Marine							1			1	1	1	1	6	8	7	7	2	3		2	2		
136	88	48	Index Totals *	7	5	10	7	7	12	6	3	5	1	6	7	4	17	19	7	6	5			1	1		

4-17

NUMBER OF ARRESTS BY AGE - DESCHUTES COUNTY, 1987

TOTAL ARRESTS	ADULT ARRESTS	JUVENILE ARRESTS		Under 10 to 13 to							25 to 30 to 35 to 40 to 45 to 50 to 55 to 60 to 65 and															
				10	12	14	15	16	17	18	19	20	21	22	23	24	29	34	39	44	49	54	59	64	Over	
-----																										
CRIME AGAINST PERSON																										
4	3	1	Willful Murder *					1		3																
			Neg. Homicide																							
9	8	1	Forcible Rape *			1				1		1				2		2			2					
44	31	13	Other Sex Crime		3	7		2	1	1		1	2		1	2	10	4	7		2			1		
6	5	1	Kidnapping						1		1	1					2		1							
			Extortion																							
11	10	1	Robbery *					1		1	2			1		1	3	1	1							
			Purse-Snatch *																							
20	16	4	Aggravated Assault *			1	1	1	1			2	2	3		3	1	3		1			1		1	
323	263	60	Simple Assault	1	7	8	10	16	18	11	18	9	9	9	9	12	66	47	34	18	9	6	4	1	1	
417	336	81	TOTAL	1	10	17	11	21	21	17	21	11	14	12	13	15	86	53	48	18	14	6	6	1	1	
-----																										
CRIME AGAINST PROPERTY																										
147	69	78	Burglary *	3	12	17	12	17	17	13	13	3	2	2	2	7	14	6	4	1	2					
683	387	296	Larceny *	22	42	65	48	62	56	54	40	28	23	9	19	16	44	49	40	20	15	10	6	7	7	
70	26	44	Motor Vehicle Theft *	2	7	9	12	14		8		3	2	2	1	1	2	3	2		1		1			
8	2	6	Arson *			4	1	1											1	1						
26	19	7	Forgery/Counterfeit	1	1	1	4			4		1	1	3	1		6				1	1		1		
48	43	5	Fraud					1	4	1	3	3		2	2	4	9	9	2	4	1	1			2	
7	7		Embezzlement								1		1				1	2	1	1						
10	7	3	Stolen Property				1	1	1	2				1				2	1	1						
143	67	76	Vandalism	4	16	23	9	8	16	10	5	6	6	4	2	4	10	4	9	3	2		2			
1,142	627	515	TOTAL	29	73	118	81	106	108	92	62	44	35	23	27	32	86	76	60	30	22	12	9	10	7	
-----																										
BEHAVIORAL CRIMES																										
18	15	3	Weapon Laws		1			1	1	1			3		3	1	2	2	1	1			1			
			Prostitution																							
152	120	32	Drug Laws			5	7	10	10	11	8	5	6	8	7	6	42	13	6	7	1					
			Gambling																							
8	8		Crimes Against Family										1	1	1		3	1					1			
684	674	10	D.U.I.				1	2	7	22	20	15	31	30	23	31	137	109	96	53	38	24	19	10	16	
376	192	184	Liquor Laws	1	1	24	38	46	74	79	58	32	3	3	1	3	7	1	2		1	2				
98	58	40	Disorderly Conduct	1	2	5	7	8	17	6	3	1	2	3	2	4	13	6	6	3	5	2	2			
297	207	90	All Other	1	16	14	17	19	23	13	11	14	7	4	9	8	40	41	38	7	6	2	2	1	4	
80		80	Curfew	1	4	20	12	23	20																	
26		26	Runaway Juveniles		3	8	4	9	2																	
1,739	1,274	465	TOTAL	4	27	76	86	118	154	132	100	67	53	49	46	53	244	173	149	71	51	30	25	11	20	
-----																										
3,298	2,237	1,061	GRAND TOTAL	34	110	211	178	245	283	241	183	122	102	84	86	100	416	302	257	119	87	48	40	22	28	
-----																										
636	604	32	Traffic Crime			1	2	4	25	33	40	34	32	41	35	29	162	83	52	24	15	6	2	8	8	
327	311	16	Fish & Game				1	10	5	7	11	16	8	17	14	10	66	37	43	29	12	9	7	8	17	
95	92	3	Marine					1	2	2	1	1	2	1	1	4	19	19	12	9	11	6	2		2	
952	521	431	Index Totals *	25	56	96	71	95	88	80	55	35	29	16	25	25	68	61	53	21	21	10	8	7	7	

NUMBER OF ARRESTS BY AGE - DOUGLAS COUNTY, 1987

TOTAL ARRESTS	ADULT ARRESTS	JUVENILE ARRESTS		Under 10 to 13 to							25 to 30 to 35 to 40 to 45 to 50 to 55 to 60 to 65 and																
				10	12	14	15	16	17	18	19	20	21	22	23	24	29	34	39	44	49	54	59	64	Over		
			<b>CRIME AGAINST PERSON</b>																								
2	2		Willful Murder *																								
2	2		Neg. Homicide																								
8	7	1	Forcible Rape *																								
44	37	7	Other Sex Crime	1	2	2	1	1	1	1				3	2	1	3	12	5	2	2	2	1	1			
1	1		Kidnapping																								
30	25	5	Extortion																								
			Robbery *																								
			Purse-Snatch *																								
59	53	6	Aggravated Assault *	1	1	1		2	1	2	2	1	1	4		3	10	8	8	8	1	2	2	1			
496	447	49	Simple Assault	2	9	12	8	6	12	12	18	18	23	27	32	20	109	80	52	25	12	5	4	6	4		
642	574	68	<b>TOTAL</b>	4	12	16	11	10	15	16	22	21	25	36	35	25	128	109	76	36	17	9	6	8	5		
			<b>CRIME AGAINST PROPERTY</b>																								
254	113	141	Burglary *	3	16	34	17	39	32	15	11	5	6	6	7	6	31	20	4	1			1				
769	449	320	Larceny *	9	35	78	56	80	62	55	33	21	15	22	23	19	81	67	39	15	16	16	14	8	5		
143	86	57	Motor Vehicle Theft *		1	12	12	12	20	15	10	8	5	5	7	5	11	7	5	5	1	2					
10	2	8	Arson *		3		3	2			1																
34	29	5	Forgery/Counterfeit			2		1	2	1	3	1	2	1	3		8	3	4	2	1						
68	66	2	Fraud					1	1	2	5	3		2	2	5	23	7	7	5		1		1	3		
			Embezzlement																								
24	14	10	Stolen Property		1	1	1	3	4		2	2	2				3	1	3	1							
206	95	165	Vandalism	6	14	31	16	18	20	11	7	8	3	7	5	4	16	13	8	4	4	1	1	1	2		
1502	854	648	<b>TOTAL</b>	18	70	158	105	156	141	99	72	48	33	43	47	39	173	118	70	34	22	21	15	10	10		
			<b>BEHAVIORAL CRIMES</b>																								
47	43	4	Weapon Laws																								
1	1	1	Prostitution																								
445	408	37	Drug Laws	1	6	5	7	18		25	29	17	23	14	14	19	104	84	41	25	8	1	3	1			
			Gambling																								
8	8		Crimes Against Family																								
895	883	12	D.U.I.I.					4	8	12	22	32	34	34	39	29	170	152	114	65	55	33	44	27	21		
560	342	218	Liquor Laws		2	18	38	73	87	99	82	53	16	7	12	6	18	11	11	8	10	5	2	1	1		
165	138	27	Disorderly Conduct			6	8	9	4	8	7	4	3	8	7	5	33	21	19	13	3	1	3	1	2		
474	386	88	All Other	5	8	17	17	26	15	15	16	23	18	10	14	12	73	68	52	30	17	12	9	5	12		
60	60	60	Curfew		1	21	15	10	13																		
50	50		Runaway Juveniles		3	22	9	10	6																		
2705	2208	497	<b>TOTAL</b>	5	15	91	93	140	153	162	159	132	95	77	86	75	402	352	246	144	93	53	61	35	36		
4849	3636	1213	<b>GRAND TOTAL</b>	27	97	265	209	306	309	277	253	201	153	156	168	139	703	579	392	214	132	83	82	53	51		
752	725	37	Traffic Crime		1	1	2	10	23	20	39	44	50	50	49	35	162	115	66	35	24	11	12	3	10		
623	592	31	Fish & Game			2	2	9	18	21	16	20	21	20	26	22	107	103	51	46	33	28	26	23	29		
130	130		Marine								3	3	5	2	3	4	21	22	27	15	6	4	3	8			
1275	737	538	<b>Index Total *</b>	13	56	126	91	136	116	88	58	36	28	39	37	34	139	111	66	30	20	21	16	9	5		

4-19



## NUMBER OF ARRESTS BY AGE - GRANT COUNTY, 1987

TOTAL ARRESTS	ADULT ARRESTS	JUVENILE ARRESTS		Under 10 to 13 to							25 to 30 to 35 to 40 to 45 to 50 to 55 to 60 to 65 and																
				10	12	14	15	16	17	18	19	20	21	22	23	24	29	34	39	44	49	54	59	64	Over		
-----																											
CRIME AGAINST PERSON																											
1	1		Willful Murder *																				1				
1		1	Reg. Homicide																								
1	1		Forcible Rape *																				1				
3	2	1	Other Sex Crime																								
4	4		Kidnapping		1							1									1	3					
			Extortion																								
			Robbery *																								
			Purse-Snatch *																								
11	10	1	Aggravated Assault *																				1				
13	12	1	Simple Assault																				1				
-----																											
34	30	4	TOTAL		1																		1				
-----																											
CRIME AGAINST PROPERTY																											
13	6	7	Burglary *		2	3	1	1															1				
17	11	6	Larceny *	1		2		1	2														1				
10	3	7	Motor Vehicle Theft *		1	3		1	2																		
			Arson *																								
1		1	Forgery/Counterfeit					1																			
10	9	1	Fraud																				1				
1	1		Embezzlement																								
2	2		Stolen Property																								
13	3	10	Vandalism	2	2	5	1																				
-----																											
67	35	32	TOTAL	3	5	13	2	4	5																		
-----																											
BEHAVIORAL CRIMES																											
2	2		Weapon Laws																								
			Prostitution																								
19	19		Drug Laws																								
			Gambling																								
			Crimes Against Family																								
60	58	2	D.U.I.I.																								
54	22	32	Liquor Laws																								
9	4	5	Disorderly Conduct																								
17	15	2	All Other																								
			Curfew																								
3		3	Runaway Juveniles																								
-----																											
164	120	44	TOTAL		2	18	5	6	13																		
-----																											
265	185	80	GRAND TOTAL	3	8	31	7	10	21																		
-----																											
51	44	7	Traffic Crime																								
163	157	6	Fish & Game																								
6	6		Marine																								
53	32	21	Index Totals *	1	3	8	1	3	5	3	3	1	1	1	3	1	7	4	4	1	2		1				

NUMBER OF ARRESTS BY AGE - HARNEY COUNTY, 1987

TOTAL ARRESTS	ADULT ARRESTS	JUVENILE ARRESTS		Under 10 to 13 to																					
				10	12	14	15	16	17	18	19	20	21	22	23	24	25 to 29	30 to 34	35 to 39	40 to 44	45 to 49	50 to 54	55 to 59	60 to 64	65 and Over
			CRIME AGAINST PERSON																						
			Willful Murder *																						
			Neg. Homicide																						
2	2		Forcible Rape *																						
5	3	2	Other Sex Crime				1												2						
			Kidnapping																						
			Extortion																						
			Robbery *																						
			Purse-Snatch *																						
5	4	1	Aggravated Assault *																					1	
20	20		Simple Assault			1				1		1												1	
32	29	3	TOTAL			1	1			1		1						5	3	4	2	3	2	1	
			CRIME AGAINST PROPERTY																						
10	3	7	Burglary *			1	2	3	1	3															
21	18	3	Larceny *		1		2											1	5	6	1			2	
12	5	7	Motor Vehicle Theft *			1	1	1	4	1	1		1					1							
1	1		Arson *																						
			Forgery/Counterfeit																						
			Fraud																						
			Embezzlement																						
			Stolen Property																						
17	13	4	Vandalism				3		1									3	2	2				1	
61	40	21	TOTAL		1	2	8	4	6	4	6	1	2	2	1	9	9	4			4				
			BEHAVIORAL CRIMES																						
2	1	1	Weapon Laws																						
			Prostitution																						
10	10		Drug Laws																						
			Gambling																						
1	1		Crimes Against Family																						
70	66	4	D.U.I.I.					4		5	1	2	3		4	12	6	7	6	4	5	5	3	3	
31	19	12	Liquor Laws		1	1		10		5	4	1	4		1	3	1								
18	18		Disorderly Conduct																						
41	40	1	All Other					1		1	1	1		3	5	3	10	3	2	4	2	1	1	3	
			Curfew																						
4		4	Runaway Juveniles		1	3																			
177	155	22	TOTAL		2	4		16		11	6	7	9		4	11	28	26	11	8	8	8	6	6	6
270	224	46	GRAND TOTAL		1	5	13	4	23	16	12	9	12	7	5	12	42	38	19	10	15	10	7	6	6
37	35	2	Traffic Crime																						
202	189	13	Fish & Game					2		1	2		2	1	3	3	7	10		5		1			
8	8		Marine			3	3	7		1	3	1	4		2	7	31	23	34	26	17	10	14	7	7
51	33	18	Index Totals *		1	3	5	4	5	5	2	2	2	2		1	6	6	3		3		1		

NUMBER OF ARRESTS BY AGE - HOOD RIVER COUNTY, 1987

TOTAL ARRESTS	ADULT ARRESTS	JUVENILE ARRESTS		Under-10 to 13 to						25 to 30 to 35 to 40 to 45 to 50 to 55 to 60 to 65 and																
				10	12	14	15	16	17	18	19	20	21	22	23	24	29	34	39	44	49	54	59	64	Over	
			CRIME AGAINST PERSON																							
			Willful Murder *																							
			Neg Homicide																							
2	2		Forcible Rape *																							
12	11	1	Other Sex Crime	1					1	1	1			1	2	2	1		1			1				
			Kidnapping																							
			Extortion																							
1	1		Robbery *																							
			Purse-Snatch *																							
13	11	2	Aggravated Assault *			1		1		1			1	4		4					1					
97	88	9	Simple Assault	3	4	1		1	4		7	5	3	1	24	21	11	5	3	3						
125	113	12	TOTAL	3	5	2		2	4	2	7	6	3	2	29	24	17	7	3	5		2				
			CRIME AGAINST PROPERTY																							
19	12	7	Burglary *	1	2	2		2		3		3	1	1	3											
171	122	49	Larceny *	7	10	7	8	7	10	14	5	7	7	8	3	4	20	15	12	9	4	3	5	6		
8	5	3	Motor Vehicle Theft *																							
			Arson *																							
7	7		Forgery/Counterfeit																							
4	3	1	Fraud																							
1	1		Embezzlement																							
3	3		Stolen Property																							
32	12	20	Vandalism	1	4	3	2	4	6	3		2		2		1	4			1	1					
245	165	80	TOTAL	9	16	12	11	12	20	22	5	13	7	14	7	6	29	19	13	11	5	3	5	6		
			BEHAVIORAL CRIMES																							
13	12	1	Weapon Laws																							
			Prostitution																							
68	55		Drug Laws	3	4	2	2	2		2	4	5	2	1	2	3	14	12	6	2	1	1				
			Gambling																							
2	2		Crimes Against Family																							
406	404	2	D.U.I.I.																							
66	33	33	Liquor Laws	2	7	4	11	9		14	5	6	2		1	1	3		1							
17	15	2	Disorderly Conduct	1	1						3	1	2	2			2	3		1		1				
89	77	12	All Other	1	4	5	1	1		5	6	2	1	8	9	6	14	9	8	5	1	2	1			
3		3	Curfew																							
4		4	Runaway Juveniles																							
668	598	57	TOTAL	7	20	13	15	15		31	28	33	29	31	42	28	118	92	65	38	21	17	15	7	3	
1,038	876	149	GRAND TOTAL	9	26	37	26	27	37	55	37	48	43	51	52	36	176	135	95	56	29	25	20	7	11	
232	226	6	Traffic Crime																							
114	106	8	Fish & Game																							
17	17		Marine																							
214	153	61	Index Crime *	8	12	9	10	8	14	16	5	12	7	11	6	6	27	17	16	10	4	4	5	7		



NUMBER OF ARRESTS BY AGE - JACKSON COUNTY, 1987

TOTAL ARRESTS	ADULT ARRESTS	JUVENILE ARRESTS		Under 10 to 13 to																			
				10	12	14	15	16	17	18	19	20	21	22	23	24	25 to 29	30 to 34	35 to 39	40 to 44	45 to 49	50 to 54	55 to 59
<b>CRIME AGAINST PERSON</b>																							
1	1		Willful Murder *																				
3	2	1	Neg. Homicide																				
19	18	1	Forcible Rape *	1																			
95	82	13	Other Sex Crime	2	4	3	1	3	4	4	2	4	4	10	10	14	12	7	2	2	6	1	
8	6	2	Kidnapping																				
			Extortion																				
36	32	4	Robbery *																				
			Purse-Snatch *																				
103	89	14	Aggravated Assault *	1	5	1	2	5	3	5	1	8	3	4	5	13	23	13	4	4	3		
777	654	123	Simple Assault	3	20	29	22	21	28	19	24	22	27	22	28	39	154	119	81	51	25	14	11
1,042	884	158	<b>TOTAL</b>	3	24	39	27	26	39	24	33	28	42	29	39	53	187	168	114	71	38	17	16
<b>CRIME AGAINST PROPERTY</b>																							
304	172	132	Burglary *	7	15	44	17	27	22	20	29	17	16	17	12	6	24	13	9	7	1		
1,491	952	539	Larceny *	32	76	130	86	106	109	106	71	56	52	53	48	46	174	137	82	40	30	12	18
133	73	60	Motor Vehicle Theft *	1	5	13	9	16	16	5	2	6	9	6	7	6	12	5	10		2	1	1
16	7	9	Arson *	1	2	5	1			2	1	1	1	1		2							
78	74	4	Forgery/Counterfeit																				
104	88	16	Fraud																				
			Embezzlement																				
73	58	15	Stolen Property	2		1	7	5	3	2	4	4	4	1	9	15	10	4	1	1			
272	133	139	Vandalism	10	18	37	29	32	13	12	15	11	9	13	10	8	24	14	9	6		1	
2,471	1,557	914	<b>TOTAL</b>	51	118	232	146	194	173	156	132	98	100	102	91	85	284	208	139	60	35	14	20
<b>BEHAVIORAL CRIMES</b>																							
77	65	12	Weapon Laws	1		3	2	1	5	4	2	1	1	3	2	5	13	8	9	5	3	4	
4	4		Prostitution																				
749	671	78	Drug Laws	2	4	9	23	40	37	40	41	40	42	52	41	141	115	79	25	11	4	3	
			Gambling																				
28	28		Crimes Against Family																				
1,371	1,348	23	D.U.I.																				
944	670	274	Liquor Laws																				
232	205	27	Disorderly Conduct	4	5	2	4	12	10	13	17	10	10	14	6	37	22	27	13	8	9	2	
929	756	173	All Other	5	13	26	29	43	57	69	58	39	33	26	47	31	108	104	97	61	34	20	
165		165	Curfew																				
50		50	Runaway Juveniles	6	25	8	7	4															
4,549	3,747	802	<b>TOTAL</b>	6	28	126	119	228	295	311	257	216	176	171	206	153	636	553	417	242	155	112	
8,062	6,188	1,874	<b>GRAND TOTAL</b>	60	170	397	292	448	507	491	422	342	318	302	336	291	1107	929	670	373	228	143	
581	556	25	Traffic Crime																				
594	553	41	Fish & Game																				
21	19	2	Marine																				
2,103	1,344	759	Index Total *	41	100	197	114	153	154	138	107	82	90	83	74	67	231	195	119	55	39	13	

NUMBER OF ARRESTS BY AGE - JEFFERSON COUNTY, 1987

TOTAL ARRESTS	ADULT ARRESTS	JUVENILE ARRESTS		Under 10 to 13 to							25 to 30 to 35 to 40 to 45 to 50 to 55 to 60 to 65 and																																				
				10	12	14	15	16	17	18	19	20	21	22	23	24	29	34	39	44	49	54	59	64	Over																						
			CRIME AGAINST PERSON																																												
			Willful Murder *																																												
			Neg. Homicide																																												
2	2		Forcible Rape *								1							1																													
2	2		Other Sex Crime								1							1																													
1	1		Kidnapping																																												
5	2	3	Extortion															1																													
			Robbery *																							2																					
			Purse-Snatch *																																												
14	14		Aggravated Assault *															1	2	4				1																							
49	41	8	Simple Assault								4	1	4			3	2	3	9	1	9	1	1	1	2			1																			
73	62	11	TOTAL								4	3			4			6	2	5	1	6	3	5	11	5	11	2	1	1	2	1															
			CRIME AGAINST PROPERTY																																												
14	7	7	Burglary *																						2	1	4																				
91	44	47	Larceny *	4	10	18	5	4	6	3	4	6	6	5	1								6	2	5	2	2			1	1																
7	5	2	Motor Vehicle Theft *																						1	1																					
5	1	4	Arson *	1	2	1																									1																
8	8		Forgery/Counterfeit															3			2	1								1	1																
15	13	2	Fraud															1	1	2			2	1	3	1			2																		
			Embezzlement																																												
2	2		Stolen Property																													2															
33	17	16	Vandalism	2	2	4	3	2	3	4	3								1	1	5	1			2																						
175	97	78	TOTAL	7	14	24	11	8	14	12	12	8	10	7	4	2	17	6	7	6	3			1	2																						
			BEHAVIORAL CRIMES																																												
7	6	1	Weapon Laws															1	1			1								2	1																
			Prostitution																																												
82	76	6	Drug Laws															3	3	5	4	4	8	7	20	14	6	1			1																
			Gambling																																												
			Crimes Against Family																																												
173	170	3	D.U.I.															5	9	4	5	8	11	12	33	33	16	10	12	6	2	3	1														
91	61	30	Liquor Laws															19	17	13	3			3			3	1			1	1															
51	42	9	Disorderly Conduct															2	2	3	2	6	3	4	10	4	3	2	1																		
44	41	3	All Other															1	1	4	3	1	2	2	4	4	13	3	1	1			1														
14		14	Curfew																													3	6	3			2										
3		3	Runaway Juveniles																													1			2												
465	396	69	TOTAL	3	14	7	15	30															31	33	29	18	19	27	25	72	57	38	17	15	8	2	4	1									
713	555	158	GRAND TOTAL	7	17	42	21	23	48	49	47	42	29	32	34	32	100	68	56	25	19	9	4	6	3																						
246	232	14	Traffic Crime																													21	10	10	14	19	18	18	48	37	13	10	5	5	2	2	
219	206	13	Fish & Game																													5	8	11	11	6	13	11	44	34	25	14	8	5	3	3	5
14	13	1	Marine																													1			1			2	1	2	3	2	1	1			
138	75	63	Index Totals *	5	12	19	9	6	12	5	9	7	9	8	2	1	9	7	8	3	3			2	2																						

4-26

NUMBER OF ARRESTS BY AGE - JOSEPHINE COUNTY, 1987

TOTAL ARRESTS	ADULT ARRESTS	JUVENILE ARRESTS		Under 10 to 13 to																					
				10	12	14	15	16	17	18	19	20	21	22	23	24	25 to 29	30 to 34	35 to 39	40 to 44	45 to 49	50 to 54	55 to 59	60 to 64	65 and Over
<b>CRIME AGAINST PERSON</b>																									
			Willful Murder *																						
			Neg. Homicide																						
9	7	2	Forcible Rape *			2										2	2	1			1	1			
23	14	9	Other Sex Crime			2	2	3	2						2	4	1	1	1	2	1	1		1	
			Kidnapping																						
			Extortion																						
3	2	1	Robbery *								1			1											
			Purse-Snatch *																						
22	19	3	Aggravated Assault *		1			2				1	1	1		4	2	5	2	2				1	
261	232	29	Simple Assault	1	8	2	2	5	11	6	7	9	10	11	6	16	59	39	26	19	9	5	5	2	3
318	274	44	<b>TOTAL</b>	1	9	6	4	10	14	6	8	10	12	11	6	19	69	44	33	22	13	7	7	2	5
<b>CRIME AGAINST PROPERTY</b>																									
131	58	73	Burglary *	3	5	17	16	20	12	8	7	7	4	2	2	4	12	8	3	1					
428	243	185	Larceny *	6	13	48	38	44	36	18	22	17	15	5	17	5	45	32	25	11	10	2	5	6	8
41	26	15	Motor Vehicle Theft *		1	3	4	3	4	6	2	2		1	1		8	3	2		1				
8	3	5	Arson *	1			2	1	1	1									1	1					
24	21	3	Forgery/Counterfeit			2	1									3	7	5							
15	13	2	Fraud			1		1				7		1			1	1	1	1	1	1			
			Embezzlement																						
11	8	3	Stolen Property					1	2	4		1						2		1					
89	35	54	Vandalism	9	8	10	7	10	10	3	2	2	1	1		3	4	1	9	4	2	2		1	
747	407	340	<b>TOTAL</b>	19	27	81	68	80	65	40	36	37	20	10	21	13	72	54	46	19	14	5	5	6	9
<b>BEHAVIORAL CRIMES</b>																									
31	26	5	Weapon Laws				2	3		1	1	1			1	2	10	5	2	1	1	1			
1	1		Prostitution									1													
294	262	32	Drug Laws			7	8	3	14	6	7	9	13	16	13	14	51	62	40	18	6	4	1	2	
			Gambling																						
			Crimes Against Family																						
799	788	11	D.U.I.					1	10	21	29	24	26	30	30	26	141	150	107	70	59	21	28	7	19
193	88	105	Liquor Laws		2	18	17	26	42	30	20	12	10	1	6	1	2	1	1	1	1	2			
33	32	1	Disorderly Conduct				1			2	1	1	2		1		8	8	3	4	1	1			
256	194	62	All Other	1	3	7	15	19	17	12	10	10	8	8	4	14	37	47	19	11	7	3	2	2	
158		158	Curfew	2	7	40	29	43	37																
217		217	Runaway Juveniles	1	8	69	62	51	26																
1,986	1,395	591	<b>TOTAL</b>	4	20	141	133	144	149	72	69	57	60	55	56	58	249	274	172	105	74	32	32	7	23
3,051	2,076	975	<b>GRAND TOTAL</b>	24	56	228	205	234	228	118	113	104	92	76	83	90	390	372	251	146	101	44	44	15	37
289	282	7	Traffic Crime				1	2	4	9	18	13	19	21	17	22	66	41	29	15	5	2	3	2	
144	125	19	Fish & Game			4	2	6	7	3	4	4	11	3	2	4	34	20	14	11	8	3	3	1	
10	9	1	Marine						1							1	1	1		1	3	1	1		
642	358	284	<b>Index Totals *</b>	10	20	70	60	70	54	33	32	27	21	8	20	10	71	47	37	15	13	3	6	6	9

NUMBER OF ARRESTS BY AGE - KLANATH COUNTY, 1987

TOTAL ARRESTS	ADULT ARRESTS	JUVENILE ARRESTS		Under 10 to 13 to							25 to 30 to 35 to 40 to 45 to 50 to 55 to 60 to 65 and																
				10	12	14	15	16	17	18	19	20	21	22	23	24	29	34	39	44	49	54	59	64	Over		
<b>CRIME AGAINST PERSON</b>																											
12	10	2	Willful Murder *			1		1				1			1	2	1	2		1	2						
			Neg. Homicide																								
5	4	1	Forcible Rape *											1		3											
24	17	7	Other Sex Crime	1		2	1	2	1		1	2	1	1	6	1		3			1						
2	2		Kidnapping											1	1												
1		1	Extortion				1																				
22	17	5	Robbery *				1	3	1		3	3		2			1	3	3	1	1						
			Purse-Snatch *																								
62	53	9	Aggravated Assault *	1	2	1	1		4		4	1	4	6	2	2	2	12	6	6	3	2		2	1		
477	435	42	Simple Assault	1	4	8	11	5	13		11	16	14	17	30	19	23	104	61	52	39	18	12	11	4	4	
605	538	67	<b>TOTAL</b>	3	6	12	15	11	20		20	22	19	25	33	24	30	131	71	60	48	20	13	13	4	5	
<b>CRIME AGAINST PROPERTY</b>																											
159	86	73	Burglary *	8	8	11	11	13	22		11	11	5	4	4	7	4	23	12	2	2	1					
499	330	169	Larceny *	8	19	41	30	30	41		40	34	22	20	14	16	20	56	49	19	11	12	5	4	4	4	
35	19	16	Motor Vehicle Theft *			5	4	5	2		3	4	2		2		2	3		2	1						
15	10	5	Arson *		2	2		1			2	3		1							3	1					
24	20	4	Forgery/Counterfeit				2	1	1		2			2		1		9	2	3				1			
20	19	1	Fraud			1							2	3	2		1	6	2		1	1	1				
			Embezzlement																								
24	15	9	Stolen Property			2	3	3	1		1	3	3	2			1	2	1	1	1						
78	50	28	Vandalism	1	6	1	4	7	9		5	7	2	3	4	2	3	16	7					1			
854	549	305	<b>TOTAL</b>	17	35	63	54	60	76		64	64	37	33	25	26	30	114	74	27	16	18	7	6	4	4	
<b>BEHAVIORAL CRIMES</b>																											
40	34	6	Weapon Laws			2		1	3		2	1	1	4	1	1	3	9	8	3		1					
1	1		Prostitution																		1						
112	103	9	Drug Laws				2		7		4	2	6	4	3	4	6	24	28	11	6	1	1	2	1		
			Gambling																								
4	4		Crimes Against Family								1						2				1						
714	704	10	D.U.I.					4	6		17	17	22	30	37	39	29	122	108	84	70	40	33	14	15	27	
335	218	117	Liquor Laws			15	23	28	51		53	43	28	12	6	2	4	25	14	7	10	7	3	2	1	1	
128	109	19	Disorderly Conduct	4	1	6	3	1	4		4	3	4	2	7	6	7	29	17	12	11	4	1	1	1		
274	237	37	All Other	1	1	6	10	10	9		14	12	10	15	15	10	11	33	46	28	15	9	7	2	4	6	
33		33	Curfew	3	1	7	4	12	6																		
82		82	Runaway Juveniles	3	3	14	22	27	13																		
1,723	1,410	313	<b>TOTAL</b>	11	6	50	64	83	99		95	78	71	67	69	62	60	244	221	145	113	63	45	21	21	35	
3,182	2,497	685	<b>GRAND TOTAL</b>	31	47	125	133	154	195		179	164	127	125	127	112	120	489	366	232	177	101	65	40	29	44	
668	647	21	Traffic Crime				2	6	13		25	35	34	53	37	43	47	160	89	40	36	24	7	3	7	7	
231	214	17	Fish & Game			1	2	3	11		2	14	7	7	12	15	15	39	31	23	22	9	2	6	3	7	
6	6		Marine											1	2		2	1									
809	529	280	Index Totals *	17	31	61	47	53	71		64	56	33	32	24	27	31	102	70	31	20	18	6	6	4	5	

NUMBER OF ARRESTS BY AGE - LAKE COUNTY, 1987

TOTAL ARRESTS	ADULT ARRESTS	JUVENILE ARRESTS		Under 10 to 13 to										25 to 30 to 35 to 40 to 45 to 50 to 55 to 60 to 65 and											
				10	12	14	15	16	17	18	19	20	21	22	23	24	29	34	39	44	49	54	59	64	Over
			CRIME AGAINST PERSON																						
			Willful Murder *																						
			Neg. Homicide																						
			Forcible Rape *																						
3	3		Other Sex Crime						1								1					1			
2	2		Kidnapping											1	1										
			Extortion																						
			Robbery *																						
			Purse-Snatch *																						
5	5		Aggravated Assault *														2		2	1					
18	17	1	Simple Assault			1				1	1	1	2			3	1	5	3						
28	27	1	TOTAL			1				1	1	1	2	1	6	2	7	4				1			
			CRIME AGAINST PROPERTY																						
			Burglary *													2	1								
4	3	1	Larceny *		1	3	1	2		2	4	2	1		1	1	1	2	1						
22	15	7	Motor Vehicle Theft *				2									1	1								
7	5	2	Arson *							2		1													
			Forgery/Counterfeit		1														1	2					
4	3	1	Fraud									1				1									
2	2		Embezzlement																						
			Stolen Property						1	1		1								1					
4	4		Vandalism									1	1			1		1							
9	4	5	TOTAL	1	2	5	1	7		3	7	3	3	2	1	6	3	3	2	3					
52	36	16	TOTAL	1	2	5	1	7		3	7	3	3	2	1	6	3	3	2	3					
			BEHAVIORAL CRIMES																						
			Weapon Laws																						
			Prostitution																						
10	9	1	Drug Laws			1				2		2			1	3	1								
			Gambling																						
			Crimes Against Family																						
			D.U.I.								2	1	1	1	3		7	7	3	7	5				
39	39		Liquor Laws		1	5	5	7	15	27	13	10	3		1	1		1	1						
91	58	33	Disorderly Conduct			1		1		1	2	1					1		1			1			
9	7	2	All Other					1		1						3	4	1				1			
12	11	1	Curfew																						
			Runaway Juveniles	1																					
1		1	TOTAL	1	1	5	6	8	17	7	17	14	4	1	6	1	15	12	6	8	5	2			
162	124	38	TOTAL	1	1	5	6	8	17	7	17	14	4	1	6	1	15	12	6	8	5	2			
242	187	55	GRAND TOTAL	2	3	5	11	10	24	11	25	18	7	4	8	3	27	17	16	14	8	2			
			Traffic Crime			1				1	2	2		2	1	2	10	5	3		3	1			
35	34	1	Fish & Game			3	2	2		1	3	1	6	3	3	9	25	15	21	6	10	4			
130	123	7	Marine													1	1								
2	2		Index Totals *		1	5	1	3		2	6	2	1	1		1	6	3	4	2					
38	28	10			1	5	1	3		2	6	2	1	1		1	6	3	4	2					

NUMBER OF ARRESTS BY AGE - LANE COUNTY, 1987

TOTAL ARRESTS	ADULT ARRESTS	JUVENILE ARRESTS		Under 10	10 to 12	12 to 13	13 to 14	14 to 15	15 to 16	16 to 17	17 to 18	18 to 19	19 to 20	20 to 21	21 to 22	22 to 23	23 to 24	24 to 25	25 to 29	29 to 34	34 to 35	35 to 39	39 to 44	44 to 45	45 to 49	49 to 54	54 to 55	55 to 59	59 to 64	64 to 65	and Over	
17	17		CRIME AGAINST PERSON																													
1		1	Willful Murder *								2			1				1	3	3	3	3								1		
25	22	3	Reg. Homicide							1																						
89	68	21	Forcible Rape *				2		1		2		1	1	2				4	4	4	1	1				1	1				
3	2	1	Other Sex Crime		1	8	5	3	4		3	2	4	1	3	5	5	11	9	10	5	1	3	3						3		
1	1		Kidnapping				1								1					1												
105	87	18	Extortion																	1												
			Robbery *		1	3	4	3	7		5	4	7	8	3	2	3	19	17	9	4	3	1	1	1							
			Purse-Snatch *																													
194	158	36	Aggravated Assault *	2	7	12	4	6	5		4	7	4	10	10	4	6	25	36	18	15	6	2	7	3	1						
1,117	1,006	111	Simple Assault	2	18	31	19	17	24		20	30	33	42	56	62	53	246	203	118	64	31	23	12	9	4						
1,552	1,361	191	TOTAL	4	27	56	33	30	41		36	43	49	63	75	73	68	308	272	164	92	42	29	25	14	8						
			CRIME AGAINST PROPERTY																													
731	363	368	Burglary *	19	64	88	74	72	51		69	46	28	18	28	14	20	63	42	14	8	7	4	1	1							
2,665	1,775	890	Larceny *	21	144	260	160	148	157		194	151	114	100	85	64	80	280	223	189	114	57	38	26	23	37						
240	142	98	Motor Vehicle Theft *		7	28	24	22	17		25	17	9	13	5	4	3	30	19	11	5											
26	9	17	Arson *	2	8	3	2	2						1			2	2	3													
120	103	17	Forgery/Counterfeit		1	2	2	6	6		4	5	8	4	7	6	2	34	18	9	3	1	1	1								
122	97	25	Fraud		1	3	5	5	11		5	4	4	3	3	2	23	21	20	5	4									1		
2	2		Embezzlement														1															
72	49	23	Stolen Property			2	9	6	6		8	3	3	2	5	3	3	10	6	5			1									
367	194	173	Vandalism	10	32	53	25	37	16		23	13	11	10	9	4	12	44	32	16	12	4	3							1		
4,345	2,734	1,611	TOTAL	52	257	439	301	298	264		328	239	178	150	142	97	125	486	364	265	147	75	46	28	25	39						
			BEHAVIORAL CRIMES																													
166	149	17	Weapon Laws		1	4	4	2	6		4	8	11	8	4	11	5	42	23	20	8	5										
6	5	1	Prostitution				1											3	1	1												
1,014	925	89	Drug Laws		1	28	12	23	25		33	51	46	46	41	50	57	224	199	104	49	13	7	2	1	2						
			Gambling																													
20	20		Crimes Against Family												1			4	2	6	3	2	1							1		
1,464	1,443	21	D.U.I.				1	4	16		21	20	38	47	43	52	60	260	260	221	163	79	65	45	39	30						
1,183	872	311	Liquor Laws		8	48	55	76	124		127	84	80	26	21	16	18	66	121	163	65	34	27	5	7	12						
355	329	26	Disorderly Conduct		5	6	7	7	1		11	19	23	17	19	8	14	52	57	45	19	18	11	5	3	8						
2,500	2,347	153	All Other	2	18	37	22	32	42		82	70	75	66	72	74	73	463	433	425	203	157	67	31	37	19						
255		255	Curfew	2	9	76	63	54	51																							
207		207	Runaway Juveniles	1	9	81	59	35	22																							
7,170	6,090	1,080	TOTAL	5	51	280	224	233	287		278	252	273	210	201	211	227	1,114	1,096	985	510	308	178	88	88	71						
13,067	10,185	2,882	GRAND TOTAL	61	335	775	558	561	592		642	534	500	423	418	381	420	1,908	1,732	1,414	749	425	253	141	127	118						
4,296	4,069	227	Traffic Crime		1	5	3	65	152		231	292	315	307	297	269	243	989	520	323	139	67	23	22	16	16						
808	728	80	Fish & Game		2	3	20	26	29		36	36	38	32	29	31	41	160	102	70	58	27	19	17	13	19						
43	41	2	Marine				1	1			1		1	1	1	2	5	8	5	8	2	2	3	1	1							
4,003	2,573	1,430	Index Totals *	44	231	396	268	254	237		301	225	164	151	133	88	115	426	347	248	150	75	45	37	29	39						

NUMBER OF ARRESTS BY AGE - LINCOLN COUNTY, 1987

TOTAL ARRESTS	ADULT ARRESTS	JUVENILE ARRESTS		Under 10 to 13 to							25 to 30 to 35 to 40 to 45 to 50 to 55 to 60 to 65 and																	
				10	12	14	15	16	17	18	19	20	21	22	23	24	29	34	39	44	49	54	59	64	Over			
			CRIME AGAINST PERSON																									
1	1		Willful Murder *																									
1	1		Neg. Homicide																									
4	3	1	Forcible Rape *	1																								
11	8	3	Other Sex Crime			1	1	1	1	1					1	1				1								
1	1		Kidnapping																									
			Extortion																									
9	9		Robbery *																									
			Purse-Snatch *																									
35	32	3	Aggravated Assault *		3																							
255	234	25	Simple Assault	2	4			8	11	4	2	10	8	12	8	19	61	50	29	11	6	5	4	3	2			
321	289	32	TOTAL	3	7	1	9	12	6	5	13	10	16	9	21	76	57	35	16	8	8	4	3	2				
			CRIME AGAINST PROPERTY																									
129	87	42	Burglary *	3	14	5	10	10	29	6	5	6	2	5	3	9	11	6	3	1				1				
282	186	96	Larceny *	2	10	24	15	23	18	12	8	8	9	6	10	38	31	14	9	9	8	1	3	2				
27	21	6	Motor Vehicle Theft *			4	1	1	3	3	1	3	3	1	1	4	1	3	1									
7	4	3	Arson *	3																								
13	10	3	Forgery/Counterfeit			1	1	1	2			1	1			3	1	1	1	1								
40	29	11	Fraud		1		6	4		1		3	4		2	7	3	3	4	1	1							
			Embezzlement																									
13	8	5	Stolen Property			2	1	2			2		2			2	1		1									
84	57	27	Vandalism	2	3	10	4	3	10	4	7	4	2	6	2	9	4	7	1				1					
595	402	193	TOTAL	4	19	49	31	45	60	26	23	24	21	21	18	71	53	35	19	14	9	3	3	2				
			BEHAVIORAL CRIMES																									
17	17		Weapon Laws																									
			Prostitution																									
86	76	10	Drug Laws	1	4		3	2	6	3	5	2	3	2	3	20	18	9	4	2			1					
			Gambling																									
4	3	1	Crimes Against Family																									
650	642	8	D.U.I.			4	4	16	10	22	15	26	16	16	30	131	106	98	64	44	23	17	13	11				
94	57	37	Liquor Laws						26	10	10	2	2	1		4	1		1									
62	58	4	Disorderly Conduct	2	1	1					2	5	5	4	2	17	8	4	3	3			2	3				
311	299	12	All Other	2	2	1	1	6	8	9	21	9	16	7	18	58	57	44	23	13	4	1	2	9				
5	5		Curfew			1	1	3																				
44		44	Runaway Juveniles	1	16	10	11	6																				
1,273	1,152	121	TOTAL	1	5	27	17	34	49	44	53	44	44	32	53	234	194	158	96	62	29	18	19	23				
2,189	1,843	346	GRAND TOTAL	5	27	83	49	88	115	75	89	78	81	62	92	381	304	228	131	84	46	25	25	27				
503	488	15	Traffic Crime				3	12	16	22	29	16	27	29	23	118	93	50	27	16	7	5	4	6				
653	631	22	Fish & Game	1	1	2	6	12	12	9	11	19	15	26	20	137	111	73	68	44	24	21	23	18				
13	134	1	Marine					1	3	1	2	4	5	5	6	28	17	13	18	8	10	6	6	2				
494	343	151	Index Totals *	2	17	41	24	34	49	24	15	19	17	13	16	66	49	28	16	13	11	2	3	2				

NUMBER OF ARRESTS BY AGE - LINN COUNTY, 1987

TOTAL ARRESTS	ADULT ARRESTS	JUVENILE ARRESTS		Under 10	10 to 12	13 to 14	15	16	17	18	19	20	21	22	23	24	25 to 29	30 to 34	35 to 39	40 to 44	45 to 49	50 to 54	55 to 59	60 to 64	65 and Over	
<b>CRIME AGAINST PERSON</b>																										
4	3	1	Willful Murder *						1								1	1	1							
1	1		Neg. Homicide							1																
13	11	2	Forcible Rape *			1			1			1				1	6	3								
54	35	19	Other Sex Crime			8	3	4	4	1	2		2			3	7	10	5	1		1	2	1		
5	5		Kidnapping										1		1	1		1	1							
			Extortion																							
24	17	7	Robbery *		1	1	3	1	1	2	1	3	2	2	1		2	1	3							
			Purse-Snatch *																							
46	39	7	Aggravated Assault *		1	1	3	1	1	1	1	1		3	1	2	10	4	4	7	3	2				
565	491	74	Simple Assault		7	15	16	21	15	21	22	10	21	28	29	25	132	77	57	36	19	6	2	4	2	
712	602	110	<b>TOTAL</b>		9	26	25	27	23	26	26	15	26	33	32	32	158	97	71	44	22	9	4	5	2	
<b>CRIME AGAINST PROPERTY</b>																										
280	160	120	Burglary *	5	22	34	20	24	15	23	16	13	8	11	8	10	30	18	18	5						
831	502	329	Larceny *	10	52	90	66	63	48	63	27	25	30	26	27	18	104	67	46	19	21	11	10	3	5	
94	56	38	Motor Vehicle Theft *		1	16		13	8	8	8	5	4	4	6	2	10	7	2							
19	4	15	Arson *	4	7	3		1					1				1								1	
64	55	9	Forgery/Counterfeit			2	4	2	1	4	2	2	4	4	5	9	8	13			2		2			
48	45	3	Fraud				1	1	1	2	1	1	3	3		3	11	11	5	1	1		2		1	
2	2		Embezzlement																		2					
17	16	1	Stolen Property				1			2	4	1	1	1		1	2	2		2						
183	116	67	Vandalism	7	8	17	9	16	10	16	12	8	7	7	7	3	21	20	9	4	1					1
1,538	956	582	<b>TOTAL</b>	26	90	162	101	120	83	118	70	55	58	56	53	46	187	138	80	34	25	11	14	3	8	
<b>BEHAVIORAL CRIMES</b>																										
55	44	11	Weapon Laws		1	3	1	3	3		4	1		8	2	1	10	7	8	2			1			
			Prostitution																							
407	363	44	Drug Laws			7	6	18	13	18	16	15	21	19	17	16	98	79	40	13	6	5				
			Gambling																							
11	11		Crimes Against Family										1		3		2	2	2	1						
619	601	18	D.U.I.					7	11	10	22	23	27	18	22	27	114	109	80	45	37	29	20	10	8	
445	246	199	Liquor Laws	1	3	40	30	55	70	92	73	44	11	7	4	2	7	1	2	2		1				
79	67	12	Disorderly Conduct	1	2	1	2	5	1	3	2	3	2	1	4	3	21	9	6	4	5	2		2		
518	444	74	All Other	1	9	20	14	15	15	17	31	17	18	16	13	21	81	87	45	35	20	17	14	4	8	
102		102	Curfew		10	27	28	19	18																	
180		180	Runaway Juveniles	2	17	90	25	30	16																	
2,416	1,776	640	<b>TOTAL</b>	5	42	188	106	152	147	140	148	104	79	72	62	72	333	294	182	101	68	54	35	16	16	
4,666	3,334	1,332	<b>GRAND TOTAL</b>	31	141	376	232	299	253	284	244	174	163	161	147	150	678	529	333	179	115	74	53	24	26	
710	688	22	Traffic Crime			1	1	8	12	23	35	41	56	42	41	60	162	121	51	19	12	13	5	3	4	
295	265	30	Fish & Game			2	1	13	14	18	12	7	10	24	15	13	58	37	32	9	11	5	6		8	
53	50	3	Marine				1		2	2	4	6	1	2	6	3	5	10	6	1	1	2	1			
1,311	792	519	<b>Index Totals *</b>	19	84	146	92	103	75	97	53	48	45	46	43	33	164	101	74	32	24	13	10	3	6	



NUMBER OF ARRESTS BY AGE - MALHEUR COUNTY, 1987

TOTAL ARRESTS	ADULT ARRESTS	JUVENILE ARRESTS		Under 10 to 13 to																					
				10	12	14	15	16	17	18	19	20	21	22	23	24	25 to 29	30 to 34	35 to 39	40 to 44	45 to 49	50 to 54	55 to 59	60 to 64	65 and Over
			<b>CRIME AGAINST PERSON</b>																						
			Willful Murder *																						
			Neg. Homicide																						
1	1		Forcible Rape *																						
5	5		Other Sex Crime																						
			Kidnapping																						
			Extortion																						
1	1		Robbery *																						
			Purse-Snatch *																						
17	15	2	Aggravated Assault *																						
85	75	10	Simple Assault	1	1	4	1	1	2	2	4	3	2	1	8	5	18	9	10	4	2	2	2	2	1
109	97	12	<b>TOTAL</b>	1	2	5	1	1	2	3	6	4	3	1	8	6	24	15	11	5	3	3	2	2	1
			<b>CRIME AGAINST PROPERTY</b>																						
32	28	4	Burglary *																						
258	172	86	Larceny *	4	8	32	14	15	13	7	14	11	10	5	7	8	30	20	12	14	10	8	8	4	4
14	7	7	Motor Vehicle Theft *																						
			Arson *																						
14	14		Forgery/Counterfeit																						
2	2		Fraud																						
			Embezzlement																						
4	4		Stolen Property																						
25	13	12	Vandalism	2	5	1	1	2	1	1	2	2			1	1	2	1			2	1			
349	240	109	<b>TOTAL</b>	6	14	35	18	22	14	14	26	13	13	9	8	14	45	31	13	15	12	9	9	4	5
			<b>BEHAVIORAL CRIMES</b>																						
8	6	2	Weapon Laws																						
			Prostitution																						
73	67	6	Drug Laws																						
			Gambling																						
6	6		Crimes Against Family																						
267	261	6	D.U.I.I.																						
238	124	114	Liquor Laws																						
64	42	22	Disorderly Conduct																						
115	92	23	All Other																						
63	63		Curfew																						
56	56		Runaway Juveniles																						
890	598	292	<b>TOTAL</b>	2	17	68	52	81	72	62	55	38	22	14	29	27	116	77	57	42	26	10	12	6	5
1,348	935	413	<b>GRAND TOTAL</b>	9	33	108	71	104	88	79	87	55	38	24	45	47	185	123	81	62	41	22	23	12	11
142	137	5	Traffic Crime																						
197	191	6	Fish & Game																						
19	19		Marine																						
323	224	99	<b>Index Totals *</b>	4	10	35	17	20	13	14	24	12	12	6	7	12	40	32	13	16	11	9	8	4	4

NUMBER OF ARRESTS BY AGE - MARION COUNTY, 1987

TOTAL ARRESTS	ADULT ARRESTS	JUVENILE ARRESTS		Under 10	10 to 12	13 to 14	15	16	17	18	19	20	21	22	23	24	25 to 29	30 to 34	35 to 39	40 to 44	45 to 49	50 to 54	55 to 59	60 to 64	65 and Over	
CRIME AGAINST PERSON																										
9	9		Willful Murder *											1	1		1	1	2	1	2					
1	1		Neg. Homicide																		1					
45	34	11	Forcible Rape *		2	3	3	1	2	4	2	1	1	5	1	2	5	4	5	3		1				
120	89	31	Other Sex Crime	2	6	14	2	3	4	5	3	2	1	1	2	7	20	22	7	5	4	4	2	1	3	
8	8		Kidnapping													1	4	3								
			Extortion																							
132	121	11	Robbery *			2	3	2	4	9	4	2	6	3	6	5	32	21	21	6		2	2			
			Purse-Snatch *																							
90	81	9	Aggravated Assault *		1		2	2	4	6	7	2	7	5	2	6	23	5	8	5	3	2				
1,466	1,265	201	Simple Assault	1	13	62	40	46	39	34	54	44	76	65	69	72	339	204	132	91	38	21	11	5	10	
1,871	1,608	263	TOTAL	3	22	81	50	54	53	58	70	51	91	80	83	93	424	260	175	112	47	30	15	6	13	
CRIME AGAINST PROPERTY																										
446	294	152	Burglary *	8	21	42	31	28	22	46	32	14	15	22	10	10	67	35	24	17	1				1	
2,183	1,402	781	Larceny *	35	136	254	134	123	99	127	88	74	73	46	60	69	280	192	168	92	49	28	22	14	20	
170	111	59	Motor Vehicle Theft *	1	12	14	17	15		26	18	11	3	9	4	2	16	10	6	5					1	
31	5	26	Arson *	12	6	5	1	1	1	1			1				1	1				1				
135	116	19	Forgery/Counterfeit		3	2	4	2	8	8	11	4	4	7	5	8	27	19	15	4	3		1			
69	63	6	Fraud			2	1	2	1	4	1	1	5		2	1	23	13	8	4		1				
			Embezzlement																							
79	61	18	Stolen Property			9	2	6	1	4	6	4	4	5	2	10	11	7	6	1					1	
349	209	140	Vandalism	9	20	40	24	24	23	16	10	18	8	10	9	14	55	30	17	9	7	2	3		1	
3,462	2,261	1,201	TOTAL	64	187	366	211	203	170	232	166	127	112	99	92	114	480	307	244	132	60	32	26	14	24	
BEHAVIORAL CRIMES																										
119	108	11	Weapon Laws		1	3	4	1	2	9	6	6	6	5	7	10	24	19	7	4		3	2			
7	6	1	Prostitution					1					2				2	1			1					
566	510	56	Drug Laws	2		7	12	17	18	19	17	19	27	20	27	37	157	99	58	20	3	4	2		1	
			Gambling																							
12	12		Crimes Against Family							1	1		2		1	1	2	2				1	1			
1,498	1,479	19	D.U.I.I.				1	3	15	22	25	37	71	71	64	70	325	256	206	117	83	39	46	24	23	
668	377	291	Liquor Laws		2	36	51	84	118	121	81	52	20	10	9	6	18	30	12	11	2	2	1	2		
161	135	26	Disorderly Conduct	2	1	5	3	6	9	4	7	11	5	6	12	6	26	17	17	11	9	1	1	2		
1,275	999	276	All Other	1	10	37	33	65	130	108	82	66	67	42	44	41	201	122	94	69	24	21	14	3	1	
178		178	Curfew		13	47	38	46	34																	
217		217	Runaway Juveniles	1	17	61	52	51	35																	
4,701	3,626	1,075	TOTAL	6	44	196	194	274	361	284	219	191	200	154	164	171	755	546	394	232	122	71	67	31	25	
10,034	7,495	2,539	GRAND TOTAL	73	253	643	455	531	584	574	455	369	403	333	339	378	1,659	1,113	813	476	229	133	108	51	62	
1,806	1,752	54	Traffic Crime		1	4	7	15	27	69	87	105	125	144	117	118	462	248	129	80	27	13	10	7	11	
472	434	38	Fish & Game			2	3	20	13	28	28	27	18	22	14	21	95	55	50	33	14	7	3	4	15	
85	85	1	Marine					1		3	1	5	2		3	1	23	16	13	6	4	3	2		3	
3,106	2,057	1,045	Index Totals *	55	167	318	188	174	147	219	151	105	105	91	86	94	425	269	234	129	55	34	24	14	22	

NUMBER OF ARRESTS BY AGE - MORROW COUNTY, 1987

TOTAL ARRESTS	ADULT ARRESTS	JUVENILE ARRESTS		Under 10 to 13 to						25 to 30 to 35 to 40 to 45 to 50 to 55 to 60 to 65 and																						
				10	12	14	15	16	17	18	19	20	21	22	23	24	29	34	39	44	49	54	59	64	Over							
			CRIME AGAINST PERSON																													
			Willful Murder *																													
			Reg. Homicide																													
2	1	1	Forcible Rape *			1					1																					
4	3	1	Other Sex Crime					1	1								1					1										
2	2		Kidnapping																													
			Extortion																													
			Robbery *																													
			Purse-Snatch *																													
7	7		Aggravated Assault *																													
58	49	9	Simple Assault			3	3	2	1		3	2	1	2	1	3	1	1	1	2				1								
73	62	11	TOTAL			4	3	2	2		5	5	1	2	1	3	2	10	13	7	3	3	4	1	2							
			CRIME AGAINST PROPERTY																													
12	5	7	Burglary *																													
37	14	23	Larceny *	1	1	3	3	1	3		3	2		1	2			1														
8	2	6	Motor Vehicle Theft *			8	8	2	1				1					2	3	1	2											
8		8	Arson *	4	4																											
5	2	3	Forgery/Counterfeit																													
2	2		Fraud																													
			Embezzlement																													
			Stolen Property																													
12	5	7	Vandalism			2		3	2		1	1					1		1				1									
84	30	54	TOTAL	5	7	3	15	17	7		4	5	2	2		1	2	5	4	2	2			1								
			BEHAVIORAL CRIMES																													
4	3	1	Weapon Laws																													
2		2	Prostitution			1																										
16	16		Drug Laws																													
			Gambling																													
1	1		Crimes Against Family																													
61	61		D.U.I.																													
38	26	12	Liquor Laws			1	5	6		8	8	6	1	1			2	9	9	8	7	5	4	5	1	2						
7	2	5	Disorderly Conduct			3	2					1						1		1												
57	41	16	All Other	2	3	2	2	2	5	1		2	2	3	1			11	6	4	3	4	4									
			Curfew																													
5		5	Runaway Juveniles			3	1	1																								
191	150	41	TOTAL	2	3	8	7	9	12		9	11	10	11	10	2	3	25	19	14	11	9	8	5	1	2						
348	242	106	GRAND TOTAL	7	10	15	25	28	21		18	21	13	15	11	6	7	40	36	23	16	12	13	5	2	4						
66	1	4	Traffic Crime																													
192	4	9	Fish & Game				1	3		1	8	2	4	1			2	17	9	2	5	2	5	3	1							
			Marine																													
76	40	45	Index Totals *	5	5	4	14	12	5		4	6	2	2		1	2	3	4	4	2											

NUMBER OF ARRESTS BY AGE - MULTNOMAH COUNTY, 1987

TOTAL ARRESTS	ADULT ARRESTS	JUVENILE ARRESTS		Under 10 to 13 to																						
				10	12	14	15	16	17	18	19	20	21	22	23	24	25 to 29	30 to 34	35 to 39	40 to 44	45 to 49	50 to 54	55 to 59	60 to 64	65 and Over	
			CRIME AGAINST PERSON																							
94	84	10	Willful Murder *			1	1	5	3	4	3	8	1	4	3	4	21	9	16	4	4	1	1	1		
2	2		Reg. Homicide								1								1							
131	113	18	Forcible Rape *		2	7	6	2	1	1	3	4	7	4	5	9	32	17	16	7	6	1		1		
343	303	40	Other Sex Crime		10	10	6	6	8	3	3	8	10	8	13	7	59	53	56	34	18	12	4	7	8	
12	10	2	Kidnapping		1				1	1	1		2				3	1	1	1						
4	4		Extortion												1		1			1	1					
720	580	140	Robbery *		11	34	27	24	44	48	34	30	27	35	36	36	141	84	62	25	13	5	2	1	1	
			Purse-Snatch *																							
419	353	66	Aggravated Assault *		4	14	15	16	17	13	16	12	18	18	17	21	83	62	43	23	13	6	3	3	2	
4,354	3,622	432	Simple Assault		5	53	122	76	80	96	110	125	108	137	151	178	206	869	760	466	222	130	68	51	25	16
5,779	5,071	708	TOTAL	5	81	188	131	133	170	180	186	170	202	220	253	283	1209	986	661	317	185	93	61	38	27	
			CRIME AGAINST PROPERTY																							
1,304	967	337	Burglary *	14	47	89	60	60	67	69	63	56	57	42	73	38	201	171	99	52	20	8	8	6	4	
6,500	4,906	1,594	Larceny *	53	226	407	301	312	295	340	253	224	207	210	249	205	942	931	662	302	130	95	67	42	47	
868	628	240	Motor Vehicle Theft *		10	53	46	63	68	78	60	51	52	37	43	42	133	79	34	9	4	5	1			
72	46	26	Arson *	1	5	6	8	4	2	7	1	3		2	1	1	15	9	2	1	2	1	1			
470	430	40	Forgery/Counterfeit			1	9	14	16	21	26	15	21	13	21	22	113	68	64	22	14	6	3	1		
178	165	13	Fraud		2		1	2	8	8	9	6	12	5	5	7	45	31	18	7	3	6	1		2	
4	3	1	Embezzlement					1									1	2								
146	121	25	Stolen Property		2	7	2	4	10	5	3	9	6	3	8	4	27	20	14	11	4	3	2	1	1	
949	661	288	Vandalism	7	26	88	53	59	53	60	45	34	41	48	39	32	142	104	62	31	9	6	4	1	3	
10,491	7,927	2,564	TOTAL	75	320	651	480	519	519	588	460	398	396	360	439	351	1619	1415	955	435	186	130	87	51	57	
			BEHAVIORAL CRIMES																							
1,186	1,074	112	Weapon Laws		1	21	18	23	49	75	56	34	53	42	46	50	251	184	128	60	29	32	12	9	13	
1,554	1,466	88	Prostitution			10	16	23	39	124	131	70	127	84	92	102	281	201	102	74	36	16	12	9	5	
2,904	2,786	118	Drug Laws			13	19	33	53	103	126	111	117	110	141	153	730	590	313	175	63	26	12	11	5	
10	9	1	Gambling					1								1	3	1			2	1			1	
18	16	2	Crimes Against Family	1				1								1	5	3	5	1		1				
2,684	2,669	15	D.U.I.I.			1	1	4	9	33	49	64	85	86	110	110	566	508	542	251	155	129	79	53	49	
2,381	2,062	319	Liquor Laws		5	32	43	97	142	202	179	134	67	69	79	48	271	311	247	166	121	80	47	26	15	
581	523	58	Disorderly Conduct		3	14	9	11	21	41	31	33	41	31	29	43	102	89	49	12	9	7	2	2	2	
1,911	1,687	224	All Other		9	49	42	52	72	102	93	66	72	69	86	94	342	337	203	98	42	38	30	5	10	
465		465	Curfew	2	15	128	99	130	91																	
785		785	Runaway Juveniles	8	85	288	171	147	86																	
14,479	12,292	2,187	TOTAL	11	118	556	418	522	562	680	665	512	562	491	585	603	2,549	2,223	1,389	837	457	330	194	115	100	
30,749	25,290	5,459	GRAND TOTAL	91	519	1395	1029	1174	1251	1448	1311	1080	1160	1,071	1,277	1,237	5,377	4,624	3,005	1,589	828	553	342	204	184	
7,436	7,258	178	Traffic Crime			6	18	46	108	289	338	420	420	477	508	516	1835	1155	665	272	140	70	64	38	51	
182	174	8	Fish & Game			1	1	3	3	2	5	6	3	1	5	8	32	31	21	18	16	10	5	5	6	
5	5		Marine															2	2						1	
10,108	7,677	2,431	Index Totals *	68	305	611	464	486	497	560	433	388	369	352	427	356	1568	1362	934	423	192	122	83	54	54	

4-36

NUMBER OF ARRESTS BY AGE - POLK COUNTY, 1987

TOTAL ARRESTS	ADULT ARRESTS	JUVENILE ARRESTS		Under 10 to 13 to																					
				10	12	14	15	16	17	18	19	20	21	22	23	24	25 to 29	30 to 34	35 to 39	40 to 44	45 to 49	50 to 54	55 to 59	60 to 64	65 and Over
<b>CRIME AGAINST PERSON</b>																									
			Willful Murder *																						
5	4	1	Neg. Homicide																						
			Forcible Rape *			1			1	1	1							1							
28	16	12	Other Sex Crime		4	3	1	2	2	2					1	2	5	3	2						
4	3	1	Kidnapping																						
			Extortion																						
15	14	1	Robbery *		1						1	2	3			3	1	3	1						
			Purse-Snatch *																						
5	4	1	Aggravated Assault *																						
259	208	51	Simple Assault	3	7	23	7	5	6	4	8	7	10	9	14	13	52	35	26	17	4	4	2	2	1
316	249	67	<b>TOTAL</b>	3	12	26	9	8	9	8	10	11	13	9	14	14	60	43	34	20	4	4	2	2	1
<b>CRIME AGAINST PROPERTY</b>																									
58	49	9	Burglary *	2	2		2	3		5	6	5	4	2	3	4	6	2	7	3	1	1			
318	191	127	Larceny *	16	31	30	16	16	18	11	15	9	14	11	6	11	32	27	22	13	8	4		4	4
28	16	12	Motor Vehicle Theft *																						
8		8	Arson *	2	4	1	1																		
10	8	2	Forgery/Counterfeit																						
16	16		Fraud																						
1	1		Embezzlement																						
15	12	3	Stolen Property			1	1		1	1	2		2			1	4	1		1					
104	35	69	Vandalism	8	11	11	7	16	16	2	1	7	6	2		8	4	2	3						
558	328	230	<b>TOTAL</b>	28	48	43	29	41	41	17	26	20	27	24	14	20	53	44	37	21	11	6	0	4	4
<b>BEHAVIORAL CRIMES</b>																									
30	28	2	Weapon Laws																						
			Prostitution																						
83	72	11	Drug Laws		1	2	3	5		3	2	2	7	2	3	4	22	13	7	5			2		
			Gambling																						
1	1		Crimes Against Family																						
309	303	6	D.U.I.I.			1		5		9	6	17	10	10	19	12	77	52	36	21	14	9	4	2	5
271	192	79	Liquor Laws		1	7	12	22	37	39	31	12	21	14	14	12	23	17	5	1	3				
49	41	8	Disorderly Conduct		3	3	1	1		1	1	5	5	6	5	3	4	8	2			1			
137	103	34	All Other	4	9	7	6	4	4	6	5	9	7	8	5	8	17	18	6	8	2	2	1	1	
77	77		Curfew	1	2	15	18	24	17																
46	46		Runaway Juveniles	2	12	12	16	4																	
1,003	740	263	<b>TOTAL</b>	5	17	45	53	71	72	58	48	46	50	41	47	42	153	113	60	36	19	11	8	3	5
1,877	1,317	560	<b>GRAND TOTAL</b>	36	77	114	91	120	122	83	84	77	90	74	75	76	266	200	131	77	34	21	10	9	10
181	173	8	Traffic Crime																						
80	76	4	Fish & Game																						
18	16	2	Marine																						
438	279	159	<b>Index Totals *</b>	20	38	31	22	26	22	19	25	18	22	15	10	18	45	33	34	17	10	5		4	4

NUMBER OF ARRESTS BY AGE - SHERMAN COUNTY, 1987

TOTAL ARRESTS	ADULT ARRESTS	JUVENILE ARRESTS		Under 10 to 13 to										25 to 30 to 35 to 40 to 45 to 50 to 55 to 60 to 65 and											
				10	12	14	15	16	17	18	19	20	21	22	23	24	29	34	39	44	49	54	59	64	Over
			CRIME AGAINST PERSON																						
			Willful Murder *																						
			Neg. Homicide																						
			Forcible Rape *																						
			Other Sex Crime																						
			Kidnapping																						
			Extortion																						
			Robbery *																						
			Purse-Snatch *																						
3	3		Aggravated Assault *																						
1	1		Simple Assault																						
5	4	1	TOTAL																						
9	8	1	CRIME AGAINST PROPERTY																						
			Burglary *																						
3	2	1	Larceny *																						
2	1	1	Motor Vehicle Theft *																						
			Arson *																						
			Forgery/Counterfeit																						
1	1		Fraud																						
6	6		Embezzlement																						
			Stolen Property																						
2	2		Vandalism																						
14	12	2	TOTAL																						
			BEHAVIORAL CRIMES																						
			Weapon Laws																						
			Prostitution																						
2	2		Drug Laws																						
			Gambling																						
			Crimes Against Family																						
25	25		D.U.I.																						
10	7	3	Liquor Laws																						
2	2		Disorderly Conduct																						
6	6		All Other																						
			Curfew																						
			Runaway Juveniles																						
45	42	3	TOTAL																						
68	62	6	GRAND TOTAL																						
			Traffic Crime																						
24	24		Fish & Game																						
121	116	5	Marine																						
12	12		Index Totals *																						
9	7	2																							

NUMBER OF ARRESTS BY AGE - TILLAMOOK COUNTY, 1987

TOTAL ARRESTS	ADULT ARRESTS	JUVENILE ARRESTS		Under 10 to 13 to																							
				10	12	14	15	16	17	18	19	20	21	22	23	24	25 to 29	30 to 34	35 to 39	40 to 44	45 to 49	50 to 54	55 to 59	60 to 64	65 and Over		
<b>CRIME AGAINST PERSON</b>				<hr/>																							
2	2		Willful Murder *									1								1							
2	1	1	Neg. Homicide																								
3	2	1	Forcible Rape *			1						1						1									
19	15	4	Other Sex Crime		2			1	1			1	2	2	5	1	2				1						
			Kidnapping																								
			Extortion																								
2	2		Robbery *														1	1									
			Purse-Snatch *																								
23	23		Aggravated Assault *									2	1	1		2		3	3	2	5	2	2				
71	63	8	Simple Assault		1	3	2	1	1			1	2	1	2	3	2	5	11	14	10	5	2	1	1	3	
122	108	14	<b>TOTAL</b>	3	4	2	2	3				3	3	3	3	7	4	10	20	19	18	7	5	2	1	3	
<b>CRIME AGAINST PROPERTY</b>				<hr/>																							
53	31	22	Burglary *	2	3	1	2	8	6			4	2	1	2	2	2		5	5	3	4			1		
102	55	47	Larceny *	3	7	13	8	9	7			5	6	2	3	1	2	3	9	9	5	5			2	1	2
15	10	5	Motor Vehicle Theft *			2	1	2				3	1														
1		1	Arson *				1																				
6	2	4	Forgery/Counterfeit		1		2	1								1			1								
3	3		Fraud												1					2							
			Embezzlement																								
2	2		Stolen Property											1		1											
26	12	14	Vandalism	4	2	2	1	4	1			2	1				2	1	3	1	1	1					
208	115	93	<b>TOTAL</b>	9	13	18	15	24	14			14	10	4	6	8	8	4	19	17	9	10			2	2	2
<b>BEHAVIORAL CRIMES</b>				<hr/>																							
7	7		Weapon Laws									1						1		3				1			
18	18		Prostitution																	11	5	1			1		
75	66	9	Drug Laws			3	2	3	1			7	3	7	5	6	6	4	28								
1	1		Gambling																						1		
			Crimes Against Family																								
353	348	5	D.U.I.I.				1		4			4	6	10	8	17	17	12	58	61	52	31	23	17	16	6	10
263	182	91	Liquor Laws			2	9	32	38			64	58	42	3	4	5		3		1					2	
43	31	12	Disorderly Conduct	1	5		3		3			2		2	1	2		4	9	4	1	2	2		1	1	
100	91	9	All Other				2	2	5			6	3	3	2	2	7	8	17	20	7	7	3	2	2	1	1
6		6	Curfew		2		2	2																			
7	7		Runaway Juveniles			2	4	1																			
873	744	129	<b>TOTAL</b>	1	7	7	23	40	51			84	70	64	20	31	35	29	115	99	66	41	30	20	19	7	14
1,203	967	236	<b>GRAND TOTAL</b>	10	23	29	40	66	68			101	83	71	29	46	47	43	154	135	93	58	35	24	22	7	19
338	335	3	Traffic Crime			1			2			4	13	19	19	23	24	30	79	58	34	10	11	4	2	1	4
620	596	24	Fish & Game				1	11	12			14	17	17	15	30	23	29	116	56	67	59	45	12	17	16	23
25	25		Marine														2		4	8	2	2	4	1	1		1
201	125	76	Index Totals *	5	10	17	12	19	13			14	10	4	6	9	6	6	19	18	13	11	3	2	2		2

NUMBER OF ARRESTS BY AGE - UNATILLA COUNTY, 1987

TOTAL ARRESTS	ADULT ARRESTS	JUVENILE ARRESTS		Under 10 to 13 to						25 to 30 to 35 to 40 to 45 to 50 to 55 to 60 to 65 and																
				10	12	14	15	16	17	18	19	20	21	22	23	24	29	34	39	44	49	54	59	64	Over	
<b>CRIME AGAINST PERSON</b>																										
1	1		Willful Murder *																							1
9	7	2	Neg. Homicide																							
34	28	6	Forcible Rape *						2							1	1	1	1	1	1	2				
2		2	Other Ser Crime		1	2	1	1	1	1	1	1		1	1	1	3	6	3	6	2			1	1	
			Kidnapping				1	1																		
			Extortion																							
3	3		Robbery *							2					1											
			Purse-Snatch *																							
41	34	7	Aggravated Assault *		1	1	1	2	2	2	3	1	2	2			10	7	2	2	1	1				
261	210	51	Simple Assault	1	4	12	9	13	12	8	5	5	9	7	13	8	48	47	36	15	4	2			1	2
351	283	68	<b>TOTAL</b>	1	6	15	12	17	17	13	9	7	11	10	15	10	62	61	43	24	9	3	1	2	3	
<b>CRIME AGAINST PROPERTY</b>																										
162	69	93	Burglary *	9	15	22	22	15	10	12	17	5	4	11	2		13	2			1	1	1			
536	272	264	Larceny *	20	53	60	37	57	37	36	26	13	19	12	7	17	34	30	17	21	11	5	15	2	7	
53	20	33	Motor Vehicle Theft *		5	6	7	8	7	5	3	1	2	2	1	1	1	2		1			1			
13	3	10	Arson *	5	2				3					1			1									
25	20	5	Forgery/Counterfeit			2		1	2		1	2	1	2	2	3	6	1	1						1	
22	21	1	Fraud						1			1		1		1	5	2	2	2	2	3	2			
			Embezzlement																							
14	7	7	Stolen Property			4		2	1	1	1	1	1	1					2							
165	57	108	Vandalism	21	20	21	10	21	15	7	5	3	1	2	2	3	11	12	6	3		1	1			
990	469	521	<b>TOTAL</b>	55	95	115	76	104	76	61	53	25	29	31	14	24	68	54	28	29	14	10	19	3	7	
<b>BEHAVIORAL CRIMES</b>																										
15	10	5	Weapon Laws	1	1		1	2					1		1		5		2	1						
			Prostitution																							
162	143	19	Drug Laws			1	3	8	7	5	9	2	10	8	16	5	35	27	22	1	1	2				
4	4		Gambling															2	1	1						
3	3		Crimes Against Family							1	1															
824	804	20	D.U.I.			1	1	10	8	17	24	31	40	38	29	51	160	121	95	69	54	31	21	13	10	
566	372	194	Liquor Laws	2	2	23	27	60	80	99	79	69	10	11	11	1	20	23	11	16	11	3	3	5		
69	62	7	Disorderly Conduct		1		3	2	1	2	3	3	6	2	2	3	14	10	8	6	1		2			
525	446	79	All Other	15	6	12	12	19	15	13	19	19	20	9	17	16	95	61	60	41	27	12	16	11	10	
224		224	Curfew	1	2	51	42	71	57																	
103		103	Runaway Juveniles	1	5	25	30	32	10																	
2,495	1,844	651	<b>TOTAL</b>	20	17	113	119	204	178	137	135	124	87	68	76	76	330	244	199	135	94	48	42	29	20	
3,836	2,596	1,240	<b>GRAND TOTAL</b>	76	118	243	207	325	271	211	197	156	127	109	105	110	460	359	270	188	117	61	62	34	30	
763	707	56	Traffic Crime		1	1	7	19	28	42	44	51	52	57	33	48	146	95	58	21	23	15	11	2	9	
358	325	33	Fish & Game				1	14	18	10	10	18	18	9	14	21	77	52	32	20	15	7	5	9	8	
25	22	3	Marine					2	1	1	2		2	1		9	1	5						1		
820	409	411	<b>Index Totals *</b>	34	76	89	68	83	61	57	49	21	27	28	11	19	60	42	21	26	15	7	16	2	8	





NUMBER OF ARRESTS BY AGE - WALLOWA COUNTY, 1987

TOTAL ARRESTS	ADULT ARRESTS	JUVENILE ARRESTS		Under 10 to 13 to										25 to 30 to 35 to 40 to 45 to 50 to 55 to 60 to 65 and															
				10	12	14	15	16	17	18	19	20	21	22	23	24	29	34	39	44	49	54	59	64	Over				
			CRIME AGAINST PERSON																										
			Willful Murder *																										
			Neg. Homicide																										
			Forcible Rape *																										
3	2	1	Other Sex Crime				1										1					1							
1	1		Kidnapping																										
			Extortion																										
			Robbery *																										
			Purse-Snatch *																										
1	1		Aggravated Assault *																										
16	13	3	Simple Assault	1			1							1			1	2	3	1	1		1		2				
21	17	4	TOTAL	1			2							1			3	4	1	1		1	1		2				
			CRIME AGAINST PROPERTY																										
4	2	2	Burglary *																										
16	7	9	Larceny *	3	2	1	1			2	1					1	1	2					1		1				
4	2	2	Motor Vehicle Theft *																										
			Arson *																										
4	4		Forgery/Counterfeit																										
2	2		Fraud																										
			Embezzlement																										
2	2		Stolen Property																										
14	1	13	Vandalism	3	3	1	1	2	3									1											
46	20	26	TOTAL	8	6	2	2	2	6					4	1		1	1	4	3	3	1		1		1			
			BEHAVIORAL CRIMES																										
			Weapon Laws																										
5	5		Prostitution																										
			Drug Laws																										
			Gambling																										
			Crimes Against Family																										
36	34	2	D.U.I.				1	1									8	4	7	2	1	1	2	1	1				
35	20	15	Liquor Laws				1	8	6				3	12	3														
4	3	1	Disorderly Conduct																										
32	28	4	All Other				1	3																					
5		5	Curfew																										
			Runaway Juveniles																										
117	90	27	TOTAL				3	14	10					3	15	5	4	4	4	2	14	11	14	4	2	3	2	1	2
184	127	57	GRAND TOTAL	9	6	2	7	16	17					8	17	5	5	5	5	3	21	18	18	6	2	5	3	2	4
27	25	25	Traffic Crime																										
189	184	182	Fish & Game																										
6	6	6	Marine																										
25	12	9	Index Totals *	5	3	1	1		3				3	1				1		2	2		1		1		1		

4-41

4-42

NUMBER OF ARRESTS BY AGE - WASCO COUNTY, 1987

TOTAL ARRESTS	ADULT ARRESTS	JUVENILE ARRESTS		Under 10 to 13 to																				
				10	12	14	15	16	17	18	19	20	21	22	23	24	25 to 29	30 to 34	35 to 39	40 to 44	45 to 49	50 to 54	55 to 59	60 to 64
<b>CRIME AGAINST PERSON</b>																								
1	1		Willful Murder *																					
			Reg.Homicide(i)																					
2	2		Forcible Rape *																					
16	14	2	Other Sex Crime			1			1	1					1	4	1	1	1	1	1		2	
			Kidnapping																					
			Extortion																					
2	1	1	Robbery *			1				1														
			Purse-Snatch *																					
19	17	2	Aggravated Assault *	1	1						1	2	1	2	1	2	2	3	1			2		
153	137	16	Simple Assault	1		3	2	2	8	7	12	7	7	5	1	2	32	28	14	6	5	2	3	4
193	172	21	<b>TOTAL</b>	2	1	5	2	2	9	9	14	9	7	6	3	3	36	34	20	8	6	5	4	6
<b>CRIME AGAINST PROPERTY</b>																								
93	55	38	Burglary *		7	9	9	5	8	11	8	5	2	2	3	5	4	9	3	1	1			1
196	129	67	Larceny *	5	14	13	13	14	8	16	13	9	7	8	4	6	23	17	8	7	6	3	2	
27	18	9	Motor Vehicle Theft *			4	2	1	2	7	2	2	1	2				2	1			1		
1	1		Arson *																					
9	8	1	Forgery/Counterfeit					1		2	1				1	1	1	1				1		
6	5	1	Fraud						1					1	1			2	1					
1	1		Embezzlement																					
5	5		Stolen Property									1	2	1				1						
56	32	24	Vandalism	5	5	6	2	3	3	5	2	1	2	3			3	4	7	1		3	1	
394	254	140	<b>TOTAL</b>	10	26	32	26	24	22	41	27	17	13	18	10	12	31	36	21	9	7	8	3	0
<b>BEHAVIORAL CRIMES</b>																								
9	5	4	Weapon Laws			1	2		1	1	1						2	1						
			Prostitution																					
51	50	1	Drug Laws					1		7	3	2	2	3	2	1	16	9	3	1		1		
			Gambling																					
2	2		Crimes Against Family																					
350	349	1	D.U.I.I.					1		4	9	8	12	10	9	19	71	57	51	35	27	17	11	7
161	101	60	Liquor Laws			3	16	14	27	38	39	10	5	2	2		2	1	1				1	
78	67	11	Disorderly Conduct	1	1	2	2	2	3	1	4	3	4	2	2	1	17	12	12	6	2	1		
296	281	15	All Other				4	7	4	8	8	11	10	4	10	11	68	54	48	19	10	8	7	1
22		22	Curfew			6	2	4	8															
25		25	Runaway Juveniles		1	10	4	5	5															
994	855	139	<b>TOTAL</b>	1	2	24	30	34	48	59	65	34	33	21	25	32	176	134	115	61	39	27	19	8
1,581	1,281	300	<b>GRAND TOTAL</b>	13	29	61	58	60	79	109	106	60	53	45	38	47	243	204	156	78	52	40	26	13
299	286	13	Traffic Crime					6	7	12	15	27	30	13	15	15	63	42	24	11	7	4	1	3
235	222	13	Fish & Game				1	4	8	5	5	11	6	11	13	5	50	45	32	19	9	5	1	4
12	12		Marine								1					1	6	1		2		1		
341	224	117	<b>Index Totals *</b>	6	22	27	24	20	18	35	24	18	10	13	9	12	30	30	18	9	7	6	2	1

NUMBER OF ARRESTS BY AGE - WASHINGTON COUNTY, 1987

TOTAL ARRESTS	ADULT ARRESTS	JUVENILE ARRESTS		Under 10 to 13 to						25 to 30 to 35 to 40 to 45 to 50 to 55 to 60 to 65 and																			
				10	12	14	15	16	17	18	19	20	21	22	23	24	29	34	39	44	49	54	59	64	Over				
<b>CRIME AGAINST PERSON</b>																													
4	3	1	Willful Murder *					1									1	1											
1	1		Neg. Homicide						1																				
24	18	6	Forcible Rape *			3	1	1	1				2	1			7		2	1									
117	86	31	Other Sex Crime		4	13	4	5	5				2	2			19	18	8	9	6	5	2	4					
13	11	2	Kidnapping			2							1				3	3	2	1			1						
1	1		Extortion														1												
100	85	15	Robbery *	1	1	1	4	3	5				5	7	3	9	3	5	4	16	16	7	4	3	3				
			Purse-Snatch *																										
50	47	3	Aggravated Assault *	2					1								8	8	2	3	5	1		1					
886	783	103	Simple Assault	1	6	24	21	27	24				30	27	30	38	54	37	32	216	142	91	47	26	4	6	1	2	
1,196	1,035	161	<b>TOTAL</b>	4	11	43	30	36	37				46	43	39	51	65	47	36	271	188	112	65	40	13	9	4	6	
<b>CRIME AGAINST PROPERTY</b>																													
425	272	153	Burglary *	2	23	39	23	30	36				33	33	23	17	20	18	16	51	37	11	6	3	4				
2,019	1,303	716	Larceny *	15	91	178	123	154	155				135	120	79	57	54	60	63	236	178	139	77	35	31	26	10	23	
172	93	79	Motor Vehicle Theft *		2	18	13	23	23				11	12	9	7	13	7	6	13	8	5	1	1					
11	6	5	Arson *	1	1	2			1											1	1	2							
123	95	28	Forgery/Counterfeit			4	3	9	12				7	10	6	5	11	7	3	21	12	10				2		1	
75	62	13	Fraud			1	6	3	3				5	4	1	1	1	3	3	13	9	6	11	2	1	1		1	
5	4	1	Embezzlement																	2		2							
24	16	8	Stolen Property					5	3				6		1	1	1	1		4	1	1							
277	139	138	Vandalism	7	13	34	20	33	31				19	15	11	10	4	10	9	30	14	4	8	4				1	
3,131	1,990	1,141	<b>TOTAL</b>	25	130	276	188	257	265				216	194	130	98	104	106	80	371	260	180	103	47	38	27	11	25	
<b>BEHAVIORAL CRIMES</b>																													
53	48	5	Weapon Laws			1	2	1	1				6	1	2	3	5	1		9	8	8	2	1		1		1	
1	1		Prostitution																		1								
442	395	47	Drug Laws		1	11	6	19	10				17	17	23	22	24	23	18	131	67	32	14	3	2	1	1		
2	2		Gambling																			1							
13	10	3	Crimes Against Family			2			1								1		1	2	4		2						
1,713	1,688	25	D.U.I.	1		2	2	4	16				35	39	53	97	98	88	97	351	286	198	137	88	50	30	21	20	
930	547	383	Liquor Laws	1	3	29	47	118	185				218	161	99	10	9	5	5	14	13	7	2	2	1			1	
287	226	61	Disorderly Conduct	1	4	16	13	11	16				13	17	16	11	10	14	11	47	38	24	11	7	1	2	1	3	
646	484	162	All Other	2	16	50	36	28	30				21	27	18	27	32	21	30	122	75	48	28	14	10	8	1	2	
165			Curfew			9	55	40	37	24																			
211		211	Runaway Juveniles	1	23	80	48	44	15																				
4,463	3,401	1,062	<b>TOTAL</b>	6	56	246	194	262	298				310	262	211	170	179	152	162	676	491	319	196	115	64	42	24	28	
8,790	6,426	2,364	<b>GRAND TOTAL</b>	35	197	565	412	555	600				572	499	380	319	348	305	278	1,318	939	611	364	202	115	78	39	59	
2,074	2,014	60	Traffic Crime			2	4	16	38				71	118	123	153	148	152	128	497	312	136	77	33	27	12	11	16	
71	66	5	Fish & Game				1		4				6	1	2	2	5	2	4	9	10	8	3	5	5			4	
			Marine																										
2,805	1,827	978	<b>Index Totals *</b>	21	118	241	164	211	223				189	179	117	93	95	93	69	333	249	168	92	49	39	26	13	23	

NUMBER OF ARRESTS BY AGE - WHEELER COUNTY, 1987

TOTAL ARRESTS	ADULT ARRESTS	JUVENILE ARRESTS		Under 10 to 13 to																	25 to 30 to 35 to 40 to 45 to 50 to 55 to 60 to 65 and						
				10	12	14	15	16	17	18	19	20	21	22	23	24	29	34	39	44	49	54	59	64	Over		
CRIME AGAINST PERSON																											
			Willful Murder *																								
			Neg. Homicide																								
			Forcible Rape *																								
			Other Sex Crime																								
			Kidnapping																								
			Extortion																								
			Robbery *																								
			Purse-Snatch *																								
			Aggravated Assault *																								
			Simple Assault	2	2																1	1					
-----																											
			TOTAL	2	2																1	1					
-----																											
CRIME AGAINST PROPERTY																											
			Burglary *	2	2																						
			Larceny *																			1	1				
			Motor Vehicle Theft *																								
			Arson *	2	2																						
			Forgery/Counterfeit								1	1															
			Fraud																								
			Embezzlement																								
			Stolen Property	5	1	4																					
			Vandalism				2	1	1		1																
-----																											
			TOTAL	9	5	4	2	1	1	1	1	1	1								1	1					
-----																											
BEHAVIORAL CRIMES																											
			Weapon Laws																								
			Prostitution																								
			Drug Laws																								
			Gambling																								
			Crimes Against Family																								
			D.U.I.	3	3																1	1		1			
			Liquor Laws	3	2	1			1		1	1															
			Disorderly Conduct	4	4																						
			All Other	2	2																						
			Curfew																								
			Runaway Juveniles																								
-----																											
			TOTAL	12	11	1			1	1	2	1									2	1	1	1			
-----																											
			GRAND TOTAL	23	18	5	2	1	2	2	3	2									2	2	1	2			
-----																											
			Traffic Crime	5	4	1			1		1	1											1	1			
			Fish & Game	34	32	2			2		2	1											1	1			
			Marine																								
			Index Totals *	2	2																	1	1				

4-44

NUMBER OF ARRESTS BY AGE - YAMHILL COUNTY, 1987

TOTAL ARRESTS	ADULT ARRESTS	JUVENILE ARRESTS		Under 10	10 to 12	13 to 14	15	16	17	18	19	20	21	22	23	24	25 to 29	30 to 34	35 to 39	40 to 44	45 to 49	50 to 54	55 to 59	60 to 64	65 and Over
1	1		CRIME AGAINST PERSON																						
			Willful Murder *														1								
			Reg. Homicide																						
3	3		Forcible Rape *												1				1						
31	19	12	Other Sex Crime		1	3	3	3	2	2			1	1	1		3	2	2	2	1	2	2		
4	3	1	Kidnapping						1								1	1	1						
2	2		Extortion							2															
11	9	2	Robbery *					2			3		3			1	1	1							
			Purse-Snatch *																						
27	24	3	Aggravated Assault *					2	1	1			2	2		3	3	1	4	2	1			2	
233	177	56	Simple Assault	2	7	19	9	8	11	13	9	6	4	3	10	8	43	37	21	11	4	4	1	2	1
312	238	74	TOTAL	2	8	22	12	16	14	19	13	7	8	6	14	9	53	44	26	17	7	7	3	4	1
			CRIME AGAINST PROPERTY																						
143	70	73	Burglary *	3	2	22	15	17	14	20	7	5	5	5	4	6	6	5	4	2	1				
395	216	179	Larceny *	15	28	56	22	32	26	37	14	12	16	16	7	10	38	19	21	14	3	2	2	2	3
34	13	21	Motor Vehicle Theft *			3	6	9	3	5	2			1		3	2								
3	1	2	Arson *	1	1									1											
36	20	16	Forgery/Counterfeit			2		5	9	2		1	3		4		6	1	1	2					
22	21	1	Fraud					1		2	1	1	2		1		8	3	1	1	1				
			Embezzlement																						
18	11	7	Stolen Property				1	3	3		2	1	1		1		1	3	1					1	
89	51	38	Vandalism	3	3	11	5	8	8	8	4	5	4	2	1	4	11	8	1	1	1				1
740	403	337	TOTAL	22	34	94	49	75	63	74	30	25	31	25	18	23	72	39	29	20	6	2	2	4	3
			BEHAVIORAL CRIMES																						
17	14	3	Weapon Laws		1	1			1	1				1		1	4	4	1			1			
			Prostitution																						
236	209	27	Drug Laws			7	4	8	8	9	8	23	14	14	17	19	43	29	26	3	1	1	1	1	
			Gambling																						
1	1		Crimes Against Family																						
430	425	5	D.U.I.I.					3	2	8	11	21	11	18	20	22	101	74	49	32	24	12	7	6	9
248	161	87	Liquor Laws		2	11	7	32	35	55	58	34	3	1		1	3	2	2	2					
31	22	9	Disorderly Conduct			2	3	3	1	2	2	2		1			6	6	1						2
188	112	76	All Other		11	18	16	20	11	10	9	10	4	3	7	6	31	17	3	4	4		1		3
53		53	Curfew		1	13	10	12	17																
100		100	Runaway Juveniles		9	23	30	20	18																
1,304	944	360	TOTAL	24	75	70	98	93		85	89	91	32	38	44	49	188	132	82	41	29	14	9	7	14
2,356	1,585	771	GRAND TOTAL	24	66	191	131	189	170	178	132	123	71	69	76	81	313	215	137	78	42	23	14	15	18
217	212	5	Traffic Crime					3	2	11	20	15	13	15	13	14	48	28	14	7	5	2	2	2	3
49	39	10	Fish & Game				1	5	4	4	3			1	3		6	8	5	4	3				2
7	7		Marine											1			2	2	1	1					
617	337	280	Index Totals *	19	31	81	43	62	44	64	27	18	24	25	14	20	52	28	27	20	6	3	2	4	3

SECTION 5  
LAW ENFORCEMENT EMPLOYEE DATA  
AND  
OFFICER ASSAULTED INFORMATION

LAW ENFORCEMENT EMPLOYEE DATA - STATEWIDE - 1987

The number of officers is the number is the number of full-time Law Enforcement Officers who are certified, certifiable or in process of being certified by the Oregon Board on Police Standards and Training.

The number of support staff includes full-time, non-officer, staff such as records, communications and clerical employees.

	OFFICERS	SUPPORT STAFF	TOTAL EMPLOYEES
Male	4,046	248	4,289
Female	257	1,130	1,382
Total	4,303	1,377	5,675

Officers per  
1,000 population = 1.6

Total Employees per  
per 1,000 population = 2.1

When compared to 1986, the above numbers represent changes as follows:

1.3% increase in the number of law enforcement officers statewide.

0.6% decrease in the number of support employees.

0.7% increase in the total number of law enforcement employees.

LAW ENFORCEMENT EMPLOYEE - HISTORY

	OFFICERS	SUPPORT STAFF	TOTAL EMPLOYEES
1975	4,524	1,039	5,556
1979	4,454	1,386	5,840
1980	4,450	1,375	5,825
1981	4,466	1,332	5,798
1982	4,434	1,326	5,760
1983	4,297	1,295	5,592
1984	4,318	1,335	5,653
1985	4,267	1,345	5,612
1986	4,249	1,385	5,634
1987	4,303	1,377	5,675



LAH ENFORCEMENT OFFICERS ASSAULTED SUPPLEMENTARY REPORT

TYPE OF ACTIVITY	TOTAL ASSLTS WEAPON (A)	FIREARM (B)	KNIFE OTHER INSTR (C)	OTHER DAUGR WEAPON (D)	HANDS FIST FEET (E)	TWO MAN VEH (F)	ONE MAN VEHICLE ALONE (G)	ASST. (H)	DETECT OR SPEC ASSIGH ALONE (I)	ASST. (J)	OTHER ALONE (K)	AST. (L)	POLICE ASSAULTS CLEARED (M)																																						
1.RESPONDING TO DISTURBANCE CALLS	210	5	2	13	190	57	54	88				11	196																																						
2.BURGLARIES IN PROGRESS/PURSUIING	10	3		1	6	1	3	4				2	10																																						
3.ROBBERIES IN PROGRESS/PURSUIING	12	2		1	9	6	1	3	1	1			9																																						
4.ATTEMPTING OTHER ARRESTS	210	7		7	196	51	52	91	5	1	10		194																																						
5.CIVIL DISORDER (RIOT,MASS DISOB)	5				5	1		2			1	1	5																																						
6.HANDLING, TRANSPORTING PRISONERS	105	1		1	103	20	19	28	1	11	26		97																																						
7.INVESTIGATING SUSPICIOUS PER/CIR	34	2		2	30	6	14	11	1	2			28																																						
8.AMBUSH - NO HARNING	1				1			1					1																																						
9.MENTALLY DERANGED	8	1			7	3	1	2				2	6																																						
10.TRAFFIC PURSUITS AND STOPS	124	4		8	112	11	52	59				2	116																																						
11.ALL OTHER	51	4	2	4	41	4	12	21	1	1	6	6	44																																						
12. TOTAL 1-11	770	29	4	37	700	160	208	310	1	9	22	60	706																																						
13.NUMBER WITH PERSONAL INJURY	360	7	1	19	333																																														
14.NUMBER WITHOUT PERSONAL INJURY	410	22	3	18	367																																														
	12.01 AM TO 2.00	2.01 AM TO 4.00	4.01 AM TO 6.00	6.01 AM TO 8.00	8.01 AM TO 10.00	10.01 AM TO 12.00	12.01 PM TO 2.00	2.01 PM TO 4.00	4.01 PM TO 6.00	6.01 PM TO 8.00	8.01 PM TO 10.00	10.01 PM TO 12.00																																							
15.TIME OF ASSAULTS	123	95	32	16	9	22	34	36	74	74	105	150																																							
<table border="1"> <tr> <td>I</td> <td colspan="5">NUMBER OF LAW ENFORCEMENT OFFICERS</td> <td>I</td> <td colspan="5">BY FELONIOUS ACT</td> <td>I</td> </tr> <tr> <td>I</td> <td colspan="5">KILLED IN THE LINE OF DUTY.</td> <td>I</td> <td colspan="5">BY ACCIDENT OR NEGLIGENCE</td> <td>I</td> </tr> <tr> <td>I</td> <td colspan="5">0</td> <td>I</td> <td colspan="5">0</td> <td>I</td> </tr> </table>													I	NUMBER OF LAW ENFORCEMENT OFFICERS					I	BY FELONIOUS ACT					I	I	KILLED IN THE LINE OF DUTY.					I	BY ACCIDENT OR NEGLIGENCE					I	I	0					I	0					I
I	NUMBER OF LAW ENFORCEMENT OFFICERS					I	BY FELONIOUS ACT					I																																							
I	KILLED IN THE LINE OF DUTY.					I	BY ACCIDENT OR NEGLIGENCE					I																																							
I	0					I	0					I																																							

LAW ENFORCEMENT OFFICERS ASSAULTED by WEAPON  
and ACTIVITY - 1983 thru 1987

T Y P E O F A C T I V I T Y

WEAPON		Responding to Disturbance	Burglary in Progress	Robbery in Progress	Attempting Other Arrest	Civil Disorder	Handling Prisoners	Suspicious Person or Circumstance	Ambush no Warning	Mentally Deranged Person	Traffic Stops	All Others	TOTALS
Firearm	1983	6			2			4	2	1	3		18
	1984	9	1	2	4			1		3	2		22
	1985	7	1	3	5					5	4	1	26
	1986	9		7	5	1	1	1	1		4	2	31
	1987	5	3	2	7		1	2		1	4	4	29
Knife	1983	6		1	1	1				1		4	14
	1984	10	1	1	1		2	1		1		1	18
	1985	3			1			1			5		10
	1986	3			1			2			2	1	9
	1987	2										2	4
Other Dangerous Weapon	1983	12	3		14	2	2	2		1	12	2	50
	1984	11	2		12		5	3			9	5	47
	1985	16	1	1	10		1	3	2		11	11	56
	1986	12	1	1	5		2	2		1	3	7	34
	1987	13	1	1	7		1	2			8	4	37
Physical Force	1983	233	8	2	200	17	119	55	1	12	140	62	849
	1984	230	11	2	193	17	125	52	4	10	118	70	832
	1985	198	6	2	192	13	77	53		14	124	45	724
	1986	174	4	2	183	7	106	37	1	10	127	65	716
	1987	190	6	9	196	5	103	30	1	7	112	41	700
TOTAL	1983	257	11	3	217	20	121	61	3	15	155	68	931
	1984	260	15	5	210	17	132	57	4	14	129	76	919
	1985	224	8	6	208	13	78	57	2	19	144	57	816
	1986	198	5	10	194	8	109	42	2	11	136	75	790
	1987	210	10	12	210	5	105	34	1	8	124	51	770

S E C T I O N 6

A G E N C Y S U M M A R Y a n d D E T A I L T A B L E S

This section provides the following information:

1. A summary of the annual crime report information for each department and each county.
2. A detailed report by crime category of the annual crime report information for each department and each county.

The summary tables provide a comparison between 1986 & 1987 data.

The summary information is located on the upper pages and the detailed information by crime category for the same departments and counties is located on the facing lower pages.

The counties are listed in alphabetical order with all reporting departments in each county listed in alphabetical order within the county.

**KEY TO FORMAT ABBREVIATIONS**

- OFF** The number of actual verified offenses or attempts as set forth by OUCR guidelines and definitions.
- ARR** The number of arrests made during the reporting period, (includes any arrests made during this period for offenses reported prior to 1/1/87). Includes persons cited, summoned, and notified as well as those taken into physical custody.
- CLR** The number of offenses cleared by arrest or exceptionally during the reporting period, (includes any clearances made during this time for offenses reported prior to 1/1/87). These are counts of offenses cleared not persons arrested.

**SPECIAL NOTES:** When counting arrests, only those arrests which are made for an agency's own cases are counted for OUCR purposes. The number of arrests shown in this report will not necessarily agree with the statistics within a department which may show all arrest activity.

**Index Crime** is summarized on the upper page. The individual crimes that make up the Crime Index are each identified with an \* on the lower detail page.

**Part II Crime** totals may be easily determined by subtracting the Index Crime total from the Crime Total located in the adjacent column on the upper page. The result of this subtraction equals total Part II Crimes.

NUMBER OF POLICE OFFICERS	TOTAL NUMBER LAW OF ENF OFFICER STAFF ASSAULTED		AGENCY	POPULATION	CRIMES			CRIME TOTAL	INDEX CRIME TOTAL	ARRESTS CRIMES AGAINST PERSONS	ARRESTS CRIMES AGAINST PROPERTY	ARRESTS FOR BEHAVIORAL CRIMES	ARREST TOTAL	
	AGAINST PERSON	AGAINST PROPERTY			BEHAVIORAL CRIMES									
86	6	7	4	BAKER CO SO	6,450	20	100	68	188	62	15	39	55	109
87	6	12			5,975	13	96	118	227	60	9	28	76	113
86	11	16	3	Baker PD	9,050	87	1,058	241	1,386	599	46	191	240	477
87	11	14	7		9,325	93	1,079	139	1,311	587	52	183	188	423
86	27	30	2	State Police		15	120	102	237	66	9	28	99	136
87	24	27	1			31	60	111	202	52	10	18	101	129
86				O.L.C.C.				1	1					
87								2	2					
86	44	50	2	BAKER COUNTY	15,500	122	1,278	412	1,812	727	70	258	394	722
87	41	53	8	TOTAL	15,300	137	1,235	370	1,742	699	71	229	365	665
% Change						12.3	-3.4	2.0	-3.9	-3.9		-11.2	-7.4	-7.9
NUMBER OF POLICE OFFICERS	TOTAL NUMBER LAW OF ENF OFFICER STAFF ASSAULTED		AGENCY	POPULATION	CRIMES			CRIME TOTAL	INDEX CRIME TOTAL	ARRESTS CRIMES AGAINST PERSONS	ARRESTS CRIMES AGAINST PROPERTY	ARRESTS FOR BEHAVIORAL CRIMES	ARREST TOTAL	
	AGAINST PERSON	AGAINST PROPERTY			BEHAVIORAL CRIMES									
86	24	29	1	BENTON CO SO	22,235	100	567	504	1,171	431	33	83	160	276
87	23	26			24,265	82	579	614	1,275	444	31	62	130	223
86	42	74	1	Corvallis PD	40,870	353	3,093	1,364	4,810	2,368	162	433	560	1,155
87	40	67	9		41,800	284	3,114	1,328	4,726	2,336	155	403	411	969
86	1	1		Monroe PD	440	13	76	28	117	43	3	13	11	27
87	1	1			460	14	40	18	72	23	2	3	4	9
86	17	26		Ore.St.Univ.PD		35	575	147	757	501	5	29	58	92
87	7	18	1			19	652	39	710	493	7	21	17	45
86	6	7		Philomath PD	2,555	37	212	121	370	112	30	95	121	246
87	6	7	1		2,675	42	208	146	396	136	36	54	125	215
86	12	13	1	State Police		9	78	138	225	39	8	31	152	191
87	12	13	2			15	35	125	175	35	7	23	111	141
86				O.L.C.C.				1	1					
87								7	7			1	1	
86	102	150	2	BENTON COUNTY	66,100	547	4,601	2,303	7,451	3,494	241	684	1,062	1,987
87	89	132	13	TOTAL	69,200	456	4,628	2,277	7,361	3,467	238	566	799	1,603
% Change						-16.6	0.6	-1.1	-1.2	-0.8	-1.2	-17.3	-24.8	-19.3

AGENCY	1987	CRIMES AGAINST PERSONS										CRIMES AGAINST PROPERTY										BEHAVIORAL CRIMES									
		MURDER*	NEG. HOMICIDE	FORCIBLE RAPE*	OTHER SEX CRIMES	KIDNAPING	EXTORTION	ROBBERY*	PURSE-SNATCH*	AGGRAVATED ASSAULT*	SIMPLE ASSAULT	BURGLARY*	LARCENY*	MOTOR VEHICLE THEFT*	ARSON*	FORGERY & COUNTERFEIT	FRAUD	EMBEZZLEMENT	STOLEN PROPERTY	VANDALISM	WEAPON LAWS	PROSTITUTION	DRUG LAWS	GAMBLING	FAMILY OFFENSES	D.U.I. I.	LIQUOR LAWS	DISORDERLY CONDUCT	ALL OTHER (Except Traffic)	CURFEW	RUNAWAY JUVENILE
BAKER CO. SO	off arr clr			1 1 1	5 3 3	1 1				6 5 4	26 6 9	24 11 9	9 6 7		24 1 24	6 5		1 1 1	6 4 4	1 1 1		57 18 56				19 18 19	25 28 25		13 9 9		3 2 3
Baker PD	off arr clr			5 1 2	13 5 7	1		3	12	52 31 44	108 18 21	419 94 118	30 17 11	3	50 5 30	183 10 127	1		1 1 1	285 38 59	13 2 12	5 9 5		4 3 1	43 39 43	10 11 10	7 5 5	42 38 33	15 14 15	21	
State Police	off arr clr		1	4 1 4	17 4 16				4	6 4 4	18 4 4	23 5 6	1 1 1	2 2 1	2 1			2 1 2	11 3 4	2 2 2		10 7 10			71 69 71	19 16 18	2 2 2	6 4 4		1 1 1	
O.L.C.C.	off arr clr																														
BAKER COUNTY	off arr clr		1	10 3 7	35 12 26	2				7 8 2	3 7 1	16 40 52	64 40 52	152 28 34	466 111 133	40 24 19	5 2 1	76 7 54	190 10	1 2 3	302 45 67	16 5 15	72 34 71		4 3 1	133 126 133	56 105 55	9 13 7	61 51 46	15 14 15	4 14 4
BENTON CO. SO	off arr clr		1	5 1	11 1	5			1	8 30 32	52 19 48	169 19 33	238 19 33	20 2 5	3 1 1	4	15 3 2		1 1 26	129 17 26	4 3 3	39 19 27		19 1 1	39 36 39	31 42 25	41 11 4	147 11 39		294 21 251	
Corvallis PD	off arr clr	1		8 3 2	65 13 20	2			12	19 8 13	176 124 117	516 68 126	1653 240 38	99 27 7	27 19 35	94 9 56	127		7 8 4	591 17 42	19 17 16	53 24 44		91 6 22	186 176 186	123 10 23	190 73 109	518 16 59	58 16 81	90	
Monroe PD	off arr clr				2					1 1 1	10 1 4	4 3 2	14 3 1	2 1 1	1 3 1	5 6 1			6 3 12	149 8 2		1		1 1 1	1 1 1		2 1 2	7 1 1	1 1 1	5 2 1	
OR St. Univ. PD	off arr clr				5 1			1		13 6 1	89 3 3	396 9 12	4 1 1	3 1 1	9 1 1	2			149 8 2			1				3 11	1 6 4	34 6 4			
Philomath PD	off arr clr				5 2 3				1	6 5 4	30 27 27	26 8 13	95 19 31	6 7 4	2 1 2	10 3 8	22		47 14 20	1 7 7		7 6 7		3 1 1	21 21 21	17 27 17	8 9 6	64 37 57	20 19 20	5 5 5	
State Police	off arr clr			3	5 1 4					2 2 1	5 4 3	15 15 7	9 4 3	6 1 1					5 3 5	3 3 3		16 13 11			82 78 82	14 13 14	7 5 5			3 2 2	
O.L.C.C.	off arr clr																														
BENTON COUNTY	off arr clr	1	1	16 5 2	93 18 27	7				14 5 5	3 16 21	36 192 184	286 192 184	819 113 197	2405 294 366	137 45 50	36 10 11	120 22 44	171 14	8 9 4	932 59 98	27 17 22	117 62 89		114 8 25	329 312 329	195 167 123	242 19 35	777 132 215	79 36 80	397 46 340

\* Indicates Index Crime

NUMBER OF POLICE OFFICERS	TOTAL NUMBER LAW ENF OFFICER STAFF ASSAULTED	AGENCY	POPULATION	CRIMES			CRIME TOTAL	INDEX CRIME TOTAL	ARRESTS			ARREST TOTAL		
				AGAINST PERSON	AGAINST PROPERTY	BEHAVIORAL CRIMES			AGAINST PERSONS	AGAINST PROPERTY	FOR BEHAVIORAL CRIMES			
86	107	133	11	CLACKAMAS CO SO	152,845	1,940	10,220	1,828	13,988	8,851	714	1,235	781	2,730
87	196	133	2		156,655	1,502	9,273	1,751	12,526	7,722	513	1,293	882	2,688
86	12	17	2	Canby PD	7,835	102	693	239	1,034	475	62	129	147	348
87	12	17	1		8,070	86	655	229	970	455	46	132	162	340
86	12	19		Gladstone PD	9,570	76	663	244	983	542	33	95	197	325
87	12	19			9,680	90	657	197	944	531	32	93	192	317
86	39	57	8	Lake Oswego PD	26,035	92	190	783	1,065	832	40	121	480	641
87	37	59	5		26,985	103	1,475	776	2,354	1,100	45	153	433	631
86	23	34	3	Milwaukie PD	17,685	160	1,440	305	1,905	1,197	61	190	193	444
87	23	33	3		18,635	148	1,157	380	1,685	967	56	127	233	416
86	7	8	8	Molalla PD	3,180	96	405	242	743	306	58	97	175	330
87	7	8	3		3,215	120	497	340	957	343	59	112	223	394
86	24	38	2	Oregon City PD	14,360	297	1,601	495	2,393	1,305	143	351	352	846
87	24	30	1		14,770	300	1,412	544	2,256	1,234	145	357	446	948
86	8	9	2	Sandy PD	3,560	84	453	285	822	352	44	130	201	375
87	8	9	2		3,630	93	368	284	745	262	37	94	232	363
86	15	18	3	West Linn PD	13,130	87	5,838	277	6,202	412	43	89	234	366
87	18	21	1		13,660	45	563	231	839	466	14	91	147	252
86	69	69	9	State Police		222	472	697	1,391	270	43	37	581	661
87	75	90	2			178	283	601	1,062	198	55	55	554	664
86	22	26		O.L.C.C.				20	20				11	11
87	13	18						23	23				9	9
86	338	428	48	CLACKAMAS COUNTY	246,200	3,156	21,975	5,415	30,546	14,542	1,241	2,484	3,352	7,077
87	335	437	20	TOTAL	255,100	2,665	16,340	5,356	24,361	13,278	1,002	2,507	3,513	7,022
%	Change					-15.6	-25.6	-1.1	-20.2	-8.7	-19.3	0.9	4.8	-0.8

AGENCY	1987	CRIMES AGAINST PERSONS										CRIMES AGAINST PROPERTY										BEHAVIORAL CRIMES											
		MURDER*	NEG. HOMICIDE	FORCIBLE RAPE*	OTHER SEX CRIMES	KIDNAPING	EXTORTION	ROBBERY*	PURSE-SNATCH*	AGGRAVATED ASSAULT*	SIMPLE ASSAULT	BURGLARY*	LARCENY*	MOTOR VEHICLE THEFT*	ARSON*	FORGERY & COUNTERFEIT	FRAUD	EMBEZZLEMENT	STOLEN PROPERTY	VANDALISM	WEAPON LAWS	PROSTITUTION	DRUG LAWS	GAMBLING	FAMILY OFFENSES	D.U.I. I.	LIQUOR LAWS	DISORDERLY CONDUCT	ALL OTHER (Except Traffic)	CURFEW	RUNAWAY JUVENILE		
CLACKAMAS CO. SO	off arr clr	15 10 4		36 6 22	176 13 117	17 8	7	96 21 38		67 14 49	1093 449 673	2690 112 1259	4136 1017 1259	659 50 2	22 2 2	206 19 126	244 26 78		35 5 23	1281 62 179	73 44 98	32 32	185 104 145		21 3 11	397 358 397	104 173 105	29 13 28	591 135 521			326 20 100	
Canby PD	off arr clr			19 5 5				4 1 2		8 1 2	55 39 41	83 10 12	336 90 100	21 5 13	3 5 2	30 3 2	50 3 11		5 4 5	127 12 28	6 3 6		32 25 32		2 1 2	77 70 77	35 32 34	15 11 13	19 12 16		6 6 6	37 2 28	
Gladstone PD	off arr clr			5 1 1	9 12			8 3 1		6 28 7	50 28 7	134 7 45	346 59 45	29 3 1	3 2 2	13 5 1	5 5 1		2 16 12	125 16 12	1 2 1		39 19 3		1 1 1	84 81 84	16 3	5 3	32 60 7		13 3 13	22 7 7	
Lake Oswego PD	off arr clr	1 1 1	1	24 4 7	2 2 2			9 2 2		14 6 11	52 31 41	327 20 36	681 81 138	50 14 18	17 2 3	30 4 19	95 4 60	10 8	4 10 4	261 18 24	7 6 7		24 16 20		1 1 1	68 65 68	109 175 108	21 3 10	326 22 195	134 93 134	86 53 82		
Milwaukie PD	off arr clr			1 26 6	1 1 1	1		24 5 5	1	6 3 4	88 48 75	296 18 18	527 62 77	108 21 19	4 3 2	27 3 6	17 2 5		8 5 8	170 15 25	11 5 9	1 1 1	44 23 25		2 5 2	126 125 126	2 3 2	23 13 19	91 46 54	4 4 4	77 13 72		
Molalla PD	off arr clr			2 14 1	3 2			1 1 1	6	8 5 4	87 53 50	82 10 10	221 83 82	22 5 6	1 3 3	25 3 1	25 2		1 10 1	118 10 13	5 2 4		40 25 34		5 4 4	43 42 43	71 72 68	12 8 8	95 40 61	21 13 21	48 21 34		
Oregon City PD	off arr clr			10 8 1	51 8 24	3 1 2	1	16 8 6	2	95 58 73	122 70 96	195 38 218	834 228 218	77 21 24	5 2 1	45 4 18	39 6 19	4 3	3 3 3	20 25 49	20 13 20		43 13 20		2 2 143	143 53 42	31 32 29	111 77 74	113 105 113	40 3 33			
Sandy PD	off arr clr			6 1 2	3 1 2			5 2 2	3	3 1 2	76 33 42	32 10 6	202 73 66	14 6 8	3 1 1	3 1 1	5 1	1		108 3 7	4 2 3		12 9 11		4 1 1	75 72 75	47 48 47	17 3 6	79 63 57	23 21 23	23 13 8		
West Linn PD	off arr clr			3 1 1	5 1 2	1		2 2 2	2	2 1 15	32 10 11	137 19 38	303 38 38	17 11 6	2 2 1	3 1 2	8 1 2		3	93 17 14	11 4 7		8 2 2		3 3 63	63 36 24	3 3 3	65 32 3	6 3 3	65 32 3	47 4 24		
State Police	off arr clr			18 2 3	129 36 82	2		2		11 7 9	16 10 12	34 4 6	79 19 23	26 8 2	42 1 9	47 10 33			1 3 1	26 3 6	16 13 16		64 54 52			467 451 467	32 28 32	1 1 1	19 5 13		2 2 2		
O.L.C.C.	off arr clr																																
CLACKAMAS COUNTY	off arr clr	16 11 5	1	76 10 28	453 69 246	40 1	9	167 44 58	12	220 95 156	1671 770 1052	4010 248 370	7665 1749 2046	1023 141 98	88 24 16	424 39 186	535 58 210	17	59 33 45	2519 211 357	154 105 171	33 33 1	491 290 364		41 6 17	1543 1464 1543	490 645 485	160 90 119	1428 492 1029	317 248 317	708 134 383		

NUMBER OF POLICE OFFICERS	TOTAL NUMBER LAW OF ENF OFFICER STAFF ASSAULTED		AGENCY	POPULATION	CRIMES	CRIMES	BEHAVIORAL CRIMES	CRIME TOTAL	INDEX CRIME TOTAL	ARRESTS	ARRESTS	ARRESTS	ARREST TOTAL	
	AGAINST PERSON	AGAINST PROPERTY			AGAINST PERSONS	AGAINST PROPERTY				FOR BEHAVIORAL CRIMES				
86	4	5	1	CLATSOP CO SO	12,145	59	165	48	272	141	32	4	13	49
87	3	5			12,000	25	197	61	283	161	10	17	16	43
86	15	22	6	Astoria PD	9,800	189	941	477	1,607	728	86	200	346	632
87	15	22	4		10,090	159	1,055	487	1,701	699	84	185	385	654
86	4	4		Cannon Beach PD	1,235	13	142	50	205	98	9	37	59	105
87	4	5			1,255	14	166	86	266	134	12	26	88	126
86	2	2		Gearhart PD	1,080	2	39	12	53	25	2	10	12	24
87	2	2			1,090	4	69	34	107	49	4	9	39	52
86	15	21	2	Seaside PD	5,580	144	572	521	1,237	521	157	491		648
87	15	20	2		5,580	155	908	655	1,718	685	90	138	570	798
86	4	4		Warrenton/Hammond	3,060	16	129	79	224	93	26	47	146	219
87	4	8	1		3,085	14	214	88	316	143	30	53	198	281
86	17	18	4	State Police		51	202	183	436	135	26	42	176	244
87	18	19	2			44	158	190	392	123	22	24	164	210
86	1	1		O.L.C.C.				4	4					
87	1	1						2	2					
86	62	77	13	CLATSOP COUNTY	32,900	474	2,190	1,374	4,038	1,741	338	831	752	1,921
87	62	82	9	TOTAL	33,100	415	2,767	1,603	4,785	1,994	252	452	1,460	2,164
%	Change					-12.4	26.3	16.7	18.5	14.5	-25.4	-45.6	94.1	12.6



6-7

AGENCY	CRIMES AGAINST PERSONS									CRIMES AGAINST PROPERTY										BEHAVIORAL CRIMES										
	MURDER*	NEG. HOMICIDE	FORCIBLE RAPE*	OTHER SEX CRIMES	KIDNAPING	EXTORTION	ROBBERY*	PURSE-SNATCH*	AGGRAVATED ASSAULT*	SIMPLE ASSAULT	BURGLARY*	LARCENY*	MOTOR VEHICLE THEFT*	ARSON*	FORGERY & COUNTERFEIT	FRAUD	EMBEZZLEMENT	STOLEN PROPERTY	VANDALISM	WEAPON LAWS	PROSTITUTION	DRUG LAWS	GAMBLING	FAMILY OFFENSES	D. U. I. I.	LIQUOR LAWS	DISORDERLY CONDUCT	ALL OTHER (Except Traffic)	CUREW	RUNAWAY JUVENILE
CLATSOP CO. SO	off			7				2	16	69	80	9	1	2	4				32					2	3	3	3	21		29
	arr			2					8	6	7	3	1										3	3	4	3	3		44	
	clr			2					8	3	8	3	1						2				1	3	3	1	13		16	
Astoria PD	off	1	5	23	1		8	3	99	221	394	42	6	69	36	2	1	284	5		18		4	119	89	27	106	75	44	
	arr	1	5	5			3	13	57	36	97	11	1	7	3		3	27	2		11		3	117	135	10	34	55	18	
	clr	1	3	17			2	13	72	36	89	14	1	20	17	1	1	34	5		15		3	119	88	17	72	75	34	
Cannon Beach PD	off		1	4			1	1	7	44	83	4		2	3	2		28	3		13			21	24	6	8		11	
	arr			2					10	15	10				1				5		14			20	33	1	10		5	
	clr			2					7	12	13	3		2	1	1			2		11			21	23	6	7		11	
Gearhart PD	off								4	18	29	2							20	1		1		4	19	1	5		3	
	arr								4	4		2							3	1			4	31	2	2		1	2	
	clr								4	3									3	1		1	4	4	18	1	3		2	
Sesside PD	off		4	10			11	9	115	132	499	21	3	13	9				231	10		58		1	89	213	102	120	15	47
	arr		1	3			3	4	79	21	82	5							29	6		30		81	216	101	104	11	21	
	clr		1	5			4	1	92	21	82	4							35	9		58		89	208	95	106	15	35	
Warrenton/ Hammond PD	off			5			4		4	42	79	16	1	25	1				50					76		1	3	5	3	
	arr			2					28	11	27	8		1	2				4	1		2		75	77	11	20	4	8	
	clr			2					3	11	28	12		2					7					76		1	1	5	2	
State Police PD	off		2	9	2		2		20	45	56	7	2	13	6			1	28			23			145	11		3		
	arr			1			1		13	4	3	7	1	1	5			1	2			10			140	11		3		
	clr		1	2					20	12	8	3	1	1	5			1	10			15			145	11		7		
O.L.C.C.	off																									2				
	arr																									2				
	clr																									2				
CLATSOP COUNTY	off	1	12	58	3		26	13	37	265	571	101	13	124	59	4	2	673	19		113		7	457	361	140	274	95	137	
	arr	1	6	15			7		199	97	226	36	3	9	12			65	15		67		6	440	507	126	176	70	53	
TOTAL	clr	1	5	30			6	1	206	98	228	39	3	25	24	2	2	94	17		100		7	457	353	100	209	95	100	

NUMBER OF POLICE OFFICERS	TOTAL NUMBER LAW OF ENF OFFICER STAFF ASSAULTED		AGENCY	POPULATION	CRIMES	CRIMES	BEHAVIORAL CRIMES	CRIME TOTAL	INDEX CRIME TOTAL	ARRESTS	ARRESTS	ARRESTS	ARREST TOTAL	
	AGAINST PERSON	AGAINST PROPERTY			AGAINST PERSONS	AGAINST PROPERTY				FOR BEHAVIORAL CRIMES				
86	12	14	COLUMBIA CO SO	20,085	121	622	201	944	468	46	60	136	242	
87	12	14		1	20,050	158	662	327	1,147	493	71	54	265	390
86	5	6	Clatskanie PD	1,690	9	51	46	106	30	8	16	54	78	
87	5	6		1	1,745	23	91	44	158	50	8	28	70	106
86	5	6	Rainier PD	1,615	18	109	111	238	70	10	44	113	167	
87	5	6		1	1,615	27	100	117	244	69	14	34	128	176
86	15	20	St. Helens PD	7,260	137	605	380	1,122	379	73	159	361	593	
87	15	20		2	7,505	86	607	321	1,014	372	66	198	341	605
86	5	7	Scappoose PD	3,495	25	242	122	389	129	17	44	145	206	
87	5	7		1	3,445	27	287	94	408	157	17	61	101	179
86	4	4	Vernonia PD	1,750	31	81	79	191	48	32	23	81	136	
87	4	4		1	1,740	28	91	90	209	62	20	27	90	137
86	11	12	State Police		138	24	204	366	29	14	13	205	232	
87	12	13		1		56	34	196	286	46	15	14	174	203
86			O.L.C.C.				2	2						
87	1	1		1				3	3				3	3
86	57	69	1	COLUMBIA COUNTY	35,895	479	1,734	1,145	3,358	1,153	200	359	1,095	1,654
87	59	71	7	TOTAL	36,100	405	1,872	1,192	3,469	1,249	211	416	1,172	1,799
%	Change					-15.4	8.0	4.1	3.3	8.3	5.5	15.9	7.0	8.8

AGENCY	CRIMES AGAINST PERSONS										CRIMES AGAINST PROPERTY										BEHAVIORAL CRIMES									
	MURDER*	NEG. HOMICIDE	FORCIBLE RAPE*	OTHER SEX CRIMES	KIDNAPING	EXTORTION	ROBBERY*	PURSE-SNATCH*	AGGRAVATED ASSAULT*	SIMPLE ASSAULT	BURGLARY*	LARCENY*	MOTOR VEHICLE THEFT*	ARSON*	FORGERY & COUNTERFEIT	FRAUD	EMBEZZLEMENT	STOLEN PROPERTY	VANDALISM	WEAPON LAWS	PROSTITUTION	DRUG LAWS	GAMBLING	FAMILY OFFENSES	D. U. I. I.	LIQUOR LAWS	DISORDERLY CONDUCT	ALL OTHER (Except Traffic)	CURFEW	RUNAWAY JUVENILE
COLUMBIA CO. SO	off arr clr			16 4	1 1	1 2	1	18 8	121 57 90	213 7 10	226 22 28	32 6 11	3 2 2	7 2 2	16 3				165 17 30	3 7 3		14 10 10		8 1 4	68 64 68	53 122 51	58 14 24	87 40 35		37 7 27
Clatskanie PD	off arr clr		3 1	12 2			1		7 5 7	18 4 8	26 12 13	1 2 1	32 3 22	1 3 1					12 7 8	3 5 2		5 6 4			22 22 22	2 24 2	8 8 8	1 1 1	3 4 2	
Rainier PD	off arr clr			5 1			2 1	1	19 12 9	24 1	39 21 18	3 4 2	7 4 6	3 4 2	3 1			1	23 4 4			3 2 2		1 104 104		104 7 1	1 4 1	4 6 3		4 6 3
St. Helens PD	off arr clr		5 1 2	13 7 11	2 1 2		1 1	3	61 56 32	77 31 16	269 93 68	16 14 7		30 8 7	81 28 52			2	134 22 17	10 9 7		36 42 22		2 2 120	120 117 120	21 37 17	9 8 5	75 84 54	25 24 25	23 18 10
Scappoose PD	off arr clr	1 1		3				2	21 17 16	31 7 3	108 25 20	14 1 4	1 1 1	11 3 5	64 20 61				58 4 9	2 1 2		10 7 10			46 44 46	17 33 17	10 5 6	8 9 8	1 1 1	
Vernonia PD	off arr clr			3 1 2				7 4 3	18 15 15	23 9 5	29 8 9	1 1 1	2 1 1	1 1			1	34 9 7	1 3 1		7 8 7		2 11 11		11 27 14	15 4 5	5 4 5	41 29 25		8 8 6
State Police	off arr clr		2	10 2 2	28 2 15			10 4 10	8 5 7	12 1 1	7 6 4	6 3 2	1 1 1				2	6 4 3	5 4 5		17 8 9				148 135 140	23 20 22	1 7 1	10 7 8		
O.L.C.C.	off arr clr																									3 3 3				
COLUMBIA COUNTY	off arr clr	1 2 1	18 4 4	80 17 48	3 1 3	1 2 1	5 2 3	4 16 26	38 167 176	255 60 43	398 187 160	73 29 26	8 3 2	88 20 50	165 48 117			4 2 2	432 67 78	24 31 20		92 83 64		13 4 4	511 494 511	134 273 126	92 43 50	226 178 134	25 24 25	76 44 49

NUMBER OF POLICE OFFICERS	TOTAL NUMBER LAW OF ENF OFFICER			AGENCY	POPULATION	CRIMES AGAINST PERSON	CRIMES AGAINST PROPERTY	BEHAVIORAL CRIMES	CRIME TOTAL	INDEX CRIME TOTAL	ARRESTS CRIMES AGAINST PERSONS	ARRESTS CRIMES AGAINST PROPERTY	ARRESTS FOR BEHAVIORAL CRIMES	ARREST TOTAL
	STAFF	ASSAULTED												
86	25	36	8	COOS CO SO	24,655	283	990	833	2,106	780	165	184	391	740
87	26	38	9		24,680	246	1,042	864	2,152	845	172	229	441	842
86	5	6	6	Bandon PD	2,380	37	168	90	295	135	24	51	75	150
87	6	7	3		2,465	36	173	98	307	127	21	59	79	159
86	26	35	6	Coes Bay PD	14,330	389	1,841	914	3,144	1,267	182	334	462	978
87	23	32	8		14,290	423	2,061	1,096	3,580	1,362	211	404	378	993
86	6	10		Coquille PD	4,045	48	266	97	411	185	26	75	133	235
87	7	11	1		3,980	53	212	145	410	136	38	65	205	308
86	6	10	5	Myrtle Point PD	2,580	28	121	113	262	92	24	25	86	135
87	6	10	2		2,585	34	140	103	277	108	24	34	93	151
86	15	19	9	North Bend PD	8,770	185	971	283	1,439	691	135	221	190	546
87	15	19	7		8,755	160	1,039	383	1,582	659	108	199	159	466
86	3	3		Powers PD	740	10	27	17	54	20	5	9	14	28
87	3	3			745	14	29	21	64	19	11	8	16	35
86	27	31	5	State Police		88	210	555	853	142	32	46	529	607
87	29	33	7			68	136	573	777	124	38	35	488	561
86	1	1		O.L.C.C.				9	9					
87	1	1						19	19				3	3
86	114	151	39	COOS COUNTY	57,500	1,068	4,594	2,911	8,573	3,312	593	946	1,880	3,419
87	116	151	37	TOTAL	57,500	1,034	4,832	3,302	9,168	3,380	623	1,033	1,862	3,516
‡	Change					-3.2	5.2	13.4	6.9	2.1	5.1	9.2	-1.0	2.9

01-9

AGENCY	1987	CRIMES AGAINST PERSONS										CRIMES AGAINST PROPERTY										BEHAVIORAL CRIMES										
		MURDER*	NEG. HOMICIDE	FORCIBLE RAPE*	OTHER SEX CRIMES	KIDNAPING	EXTORTION	ROBBERY*	PURSE-SNATCH*	AGGRAVATED ASSAULT*	SIMPLE ASSAULT	BURGLARY*	LARCENY*	MOTOR VEHICLE THEFT*	ARSON*	FORGERY & COUNTERFEIT	FRAUD	EMBEZZLEMENT	STOLEN PROPERTY	VANDALISM	WEAPON LAWS	PROSTITUTION	DRUG LAWS	GAMBLING	FAMILY OFFENSES	D. U. I. I.	LIQUOR LAWS	DISORDERLY CONDUCT	ALL OTHER (Except Traffic)	CURFEW	RUNAWAY JUVENILE	
COOS CO. SO	off	1		8	20	5		8		48	156	257	453	68	2	16	23		4	219	4		142	2	13	127	52	8	312		204	
	arr			4	7	3		5		29	124	66	76	29		6	3		12	37	2		102			121	89	6	79		42	
	clr			5	11	4		4		41	144	62	96	34		7	9		4	62	3		106		8	127	51	7	226		178	
Bandon PD	off				2	1				3	29	31	88	5		15	7		3	24	4		17			18	20	9	25		6	
	arr				1	1				1	15	11	30	4		2	1		5	6	1		17			17	24	3	14		3	
	clr					1				2	29	18	38	4		3	4		3	8	3		14			18	17	8	17		5	
Coos Bay PD	off	2		3	77	1		12	31	33	264	321	860	91	9	106	197	12	3	462	17	1	62		37	82	76	317	432	9	63	
	arr	2		1	16			10		21	161	39	238	18	2	21	40	4	1	41	8		40		2	73	71	48	105	6	25	
	clr	2		1	25	1		10	2	23	197	45	229	32	1	64	107	4	3	66	17		53		11	82	74	163	258	9	57	
Coquille PD	off			1	8			2	1	2	39	34	89	6	1	5	25			52					1	86	5	1	27	16	9	
	arr				3			2		3	30	11	30	3		3				18	1		11			81	69	3	23	11	6	
	clr				3			1		2	30	8	26	4		5				17						86	3	19	16	7		
Myrtle Point PD	off				2				4		28	38	54	10	2	4	7			25			6		1	43	17	7	13		16	
	arr				1						23	4	19	4	1	1				4			7			42	25	8	7		4	
	clr				1				3		24	7	22	8	1	1				4			6			43	16	5	6		14	
North Bend PD	off			3	22	1		3		8	123	131	461	49	4	51	94	2	1	246	2		18		12	41	33	98	120		59	
	arr			1	2			2		8	95	25	116	16	1	7	15			19	1		13		1	33	42	16	28		25	
	clr			1	4			1		7	100	22	115	17	2	10	41	1	1	38	2		13			41	33	33	51		46	
Powers PD	off				1						13	5	12	2						10	1				1	7	4		8			
	arr				1						10		1							7						6	2		8			
	clr				1						12		4	1						7	1					7	3		7			
State Police	off	1		9	22			1		6	29	28	69	9	1	3	4			20	8		61		3	418	29	9	44		1	
	arr			3	3			1		4	27	7	16	3		1			1	7	5		47			394	28	3	10		1	
	clr			8	14			1		4	27	6	13	2		1			2	11	6		50		2	418	29	7	25		1	
O.L.C.C.	off																															
	arr																															
	clr																															
COOS COUNTY TOTAL	off	4		24	154	8	1	26	36	100	681	845		240	19	200	357	14	13	1058	36	1	306	2	68	822	255	449	981	25	358	
	arr	2		9	33	4	4	20		66	485	163	526	77	4	36	64	4	20	139	18		237		3	767	353	87	274	17	106	
	clr	2		15	59	6	1	17	5	79	563	168	543	102	4	87	168	5	13	213	32		242		22	822	245	223	609	25	308	

\* Indicates Index Crimes

NUMBER OF POLICE OFFICERS	TOTAL NUMBER OF LAW ENF OFFICER STAFF ASSAULTED		AGENCY	POPULATION	CRIMES			CRIME TOTAL	INDEX CRIME TOTAL	ARRESTS AGAINST PERSONS	ARRESTS AGAINST PROPERTY	ARRESTS FOR BEHAVIORAL CRIMES	ARREST TOTAL	
	AGAINST PERSON	AGAINST PROPERTY			BEHAVIORAL CRIMES									
86	5	9	CROOK CO SO	8,045	53	277	197	537	203	32	60	103	195	
87	7	9	1	8,055	40	193	147	380	134	21	42	122	185	
86	9	16	2	Prineville PD	5,455	63	492	444	999	42	211	407	660	
87	10	16	4	5,445	94	555	337	986	394	60	155	321	536	
86	5	5	State Police		13	12	20	45	12	6	9	16	31	
87	5	5	1		9	10	26	45	13	6	5	29	40	
86			O.L.C.C.				6	6				13	13	
87							1	1				2	2	
86	20	29	2	CROOK COUNTY	13,590	139	781	667	1,587	80	280	539	899	
87	22	30	6	TOTAL	13,500	143	759	511	1,412	87	202	474	763	
% Change						2.9	-2.9	-23.4	-11.0	7.8	8.8	-27.9	-12.1	-15.1

NUMBER OF POLICE OFFICERS	TOTAL NUMBER OF LAW ENF OFFICER STAFF ASSAULTED		AGENCY	POPULATION	CRIMES			CRIME TOTAL	INDEX CRIME TOTAL	ARRESTS AGAINST PERSONS	ARRESTS AGAINST PROPERTY	ARRESTS FOR BEHAVIORAL CRIMES	ARREST TOTAL	
	AGAINST PERSON	AGAINST PROPERTY			BEHAVIORAL CRIMES									
86	14	21	4	CURRY CO SO	11,215	74	419	192	685	332	54	70	146	270
87	18	24	3	12,000	59	476	187	722	362	38	74	138	250	
86	7	12	3	Brookings PD	3,500	44	280	124	448	25	73	96	194	
87	7	12	1	3,615	37	325	180	542	204	25	50	102	177	
86	5	5	Gold Beach PD	1,585	24	200	93	317	113	22	45	94	161	
87	5	5	1,585	14	169	48	231	103	9	32	38	79		
86	8	9	State Police		21	44	115	180	43	8	12	151	171	
87	8	9	28	30	179	237	39	8	9	155	172			
86			O.L.C.C.				2	2						
87							2	2						
86	34	47	7	CURRY COUNTY	16,900	163	943	526	1,632	717	109	200	487	796
87	38	50	4	TOTAL	17,200	156	1,000	596	1,734	708	80	165	433	678
% Change						-15.3	6.0	13.3	6.3	-1.3	-26.6	-17.5	-11.1	-14.8

AGENCY	1987	CRIMES AGAINST PERSONS									CRIMES AGAINST PROPERTY										BEHAVIORAL CRIMES										
		MURDER*	NEG. HOMICIDE	FORCIBLE RAPE*	OTHER SEX CRIMES	KIDNAPING	EXTORTION	ROBBERY*	PURSE-SNATCH*	AGGRAVATED ASSAULT*	SIMPLE ASSAULT	BURGLARY*	LARCENY*	MOTOR VEHICLE THEFT*	ARSON*	FORGERY & COUNTERFEIT	FRAUD	EMBEZZLEMENT	STOLEN PROPERTY	VANDALISM	WEAPON LAWS	PROSTITUTION	DRUG LAWS	GAMBLING	FAMILY OFFENSES	D. U. I. I.	LIQUOR LAWS	DISORDERLY CONDUCT	ALL OTHER (Except Traffic)	CUREN	RUNAWAY JUVENILE
CROOK CO. SO	off arr clr			1 5	7 8		2 1		1 2	5 10	24 11	37 10	81 8	9 10		6 1	15 2		2 1	43 13	2 1		7 5		3 23	23 17	20 46	24 9	49 22		21 16
Prineville PD	off arr clr			3 2	11 4				4 3	76 51	84 17	284 86	18 3	1 5	11 31	64 42				93 13	1 1	1 10		3 1	83 81	50 74	23 22	123 95	21 13	22 24	
State Police	off arr clr			2 1	1 1				2 1	4 4	4 3	4 4	1 1		1 1	1 1				4 1	1 1	2 2			14 14	7 7	2 5			2 4	
O.L.C.C.	off arr clr																										1 2				
CROOK COUNTY TOTAL	off arr clr			6 2	19 13		2 1	1 6	11 6	104 65	125 27	369 94	28 13	1 7	17 31	80 31			2 1	136 30	4 3	1 19		6 1	120 118	78 129	47 31	174 122	21 13	43 40	
CURRY CO. SO	off arr clr	2 2	1		4		2	1	1	49	112	220	20	4	13	22				85	1		25	1	47	8	3	88		14	
Brookings PD	off arr clr				5 1		2	1	16 15	13 9	37 5	136 16	11 10	1 2	11 2	14 2	1 1	1	113 11			10 9		3 1	51 48	10 9	35 11	51 10	10 8	10 6	
Gold Beach PD	off arr clr				1					13 9	15 2	84 14	3 2	1 1	6 1	38 2			22 9			5 4			16 16	6 4	9 4	9 4	3 2		
State Police	off arr clr			9 2	13 4				3 1	3 1	9	14 7	3 1	1	2 1	1			2 1	4 4	4 32	46 32		1 1	102 96	22 21	2 2	2 2		3	
O.L.C.C.	off arr clr																									2					
CURRY COUNTY TOTAL	off arr clr	2 2	1	9 2	23 5		1	4	2	20 18	78 52	173 77	37 19	7 5	30 7	75 5	1 1	1 2	222 36	5 4		86 60		5 2	216 207	48 69	49 18	150 50	10 8	27 15	
		2		1	10		1		13	55	17	92	15	4	10	12		1	37	4	70		4	216	47	28	65	10	14		

	NUMBER OF POLICE OFFICERS	TOTAL NUMBER LAW OF ENF OFFICER STAFF ASSAULTED		AGENCY	POPULATION	CRIMES	CRIMES	BEHAVIORAL CRIMES	CRIME TOTAL	INDEX CRIME TOTAL	ARRESTS	ARRESTS	ARRESTS	ARREST TOTAL
		AGAINST PERSON	AGAINST PROPERTY			AGAINST PERSONS	AGAINST PROPERTY				FOR BEHAVIORAL CRIMES			
86	61	92	8	DOUGLAS CO SO	58,670	454	2,227	1,526	4,207	1,523	276	493	1,123	1,892
87	61	94	8		58,795	468	2,435	1,439	4,342	1,773	280	560	1,033	1,873
86	4	5	1	Canyonville PD	1,315	6	72	23	101	43	10	12	28	50
87	2	3	2		1,345	20	114	44	178	62	10	11	66	87
86	8	13		Myrtle Creek PD	3,245	62	454	144	660	184	21	92	131	244
87	8	13			3,235	53	362	103	518	214	30	117	100	247
86	2	2	2	Oakland PD	865	13	30	42	85	16	5	2	37	44
87	2	2	1		860	8	32	42	82	24	6	2	27	35
86	12	17	2	Reedsport PD	4,915	72	340	224	636	206	33	80	132	245
87	12	17	3		4,960	72	287	192	551	186	42	57	148	247
86	32	42	4	Roseburg PD	15,890	354	2,206	752	3,312	1,646	191	542	488	1,221
87	51	41	10		15,930	274	2,171	842	3,287	1,618	144	495	590	1,229
86	7	11		Sutherlin PD	4,375	63	374	185	622	259	51	98	138	287
87	7	11	3		4,370	59	478	186	723	367	42	123	125	290
86	7	11	1	Winston PD	3,425	65	279	107	451	167	40	72	79	191
87	7	12			3,505	42	316	90	448	161	39	56	69	164
86	29	31	2	State Police		182	193	706	1,081	205	52	72	569	693
87	35	37	5			127	194	618	939	158	49	81	546	676
85	2	3		O.L.C.C.			1	11	12				1	1
87								7	7				1	1
86	164	227	20	DOUGLAS COUNTY	92,700	1,271	6,176	3,720	11,167	4,249	679	1,463	2,726	4,868
87	165	230	32	TOTAL	93,000	1,123	6,389	3,563	11,075	4,563	642	1,502	2,705	4,849
%	Change					-11.6	3.4	-4.2	-0.8	7.4	-5.4	2.7	-0.8	-0.4



AGENCY	1987	CRIMES AGAINST PERSONS									CRIMES AGAINST PROPERTY									BEHAVIORAL CRIMES												
		MURDER*	NEG. HOMICIDE	FORCIBLE RAPE*	OTHER SEX CRIMES	KIDNAPING	EXTORTION	ROBBERY*	PURSE-SNATCH*	AGGRAVATED ASSAULT*	SIMPLE ASSAULT	BURGLARY*	LARCENY*	MOTOR VEHICLE THEFT*	ARSON*	FORGERY & COUNTERFEIT	FRAUD	EMBEZZLEMENT	STOLEN PROPERTY	VANDALISM	WEAPON LAWS	PROSTITUTION	DRUG LAWS	GAMBLING	FAMILY OFFENSES	D.U.I.	LIQUOR LAWS	DISORDERLY CONDUCT	ALL OTHER (Except Traffic)	CURFEW	RUNAWAY JUVENILE	
DESCHUTES CO. SO	off	2		5	22	1		7	2	12	131	364	739	74	6	20	57	2	1	206	15		51		6	107	24	28	185		17	
	arr	1		1	10	1		5		5	66	54	90	12	3		1	3	12	7		34		1	99	24	5	60		17		
	clr	2		1	12			3		9	94	57	157	30	3	2	13		1	31	14		41		1	107	24	23	104		15	
Bend PD	off			5	53	7		14		8	239	228	1445	73	2	93	170	10	6	485	15		98		10	285	141	60	356	61		
	arr			1	20	5		6		8	175	62	450	40	3	22	42	4	8	88	5		55		5	282	235	32	192	54		
	clr			1	33	5		5		7	194	63	508	35	1	54	93	4	5	120	14		90		3	285	138	42	263	61		
Redmond PD	off			2	14				4	2	89	97	484	35	5	10	6		1	273	4		43		4	101	57	58	60	31	10	
	arr			2	3					3	66	22	94	10		4	3			38	1		44		1	98	79	60	35	26	5	
	clr			2	9					2	69	15	98	15	2	4	1			48	3		42		2	101	55	50	44	31	3	
Sisters PD	off			1					3		1	5	20			2	1			2						36	1		1		4	
	arr			2							1	4	1	2	1											35	4	1	2			
	clr			1																						36	1					
State Police	off	2		32		187		2		9	29	47	85	15	2		8	1		29	7		70		2	177	23	3	20		4	
	arr	3		5	9					4	14	5	48	4	1		2			5	5		19		1	170	20		8		4	
	clr	2		4	18			1		3	13	7	42	5	1					9	7		59		1	177	22	1	12		4	
O.L.C.C.	off																										17					
	arr																										14					
	clr																										17					
DESCHUTES COUNTY TOTAL	off	4		44	277	8		23	9	31	488	741	2773	197	15	123	243	13	9	995	41		262		22	706	263	149	622	92	35	
	arr	4		9	44	6		11		20	323	147	683	70	8	26	48	7	10	143	18		152		8	684	376	98	297	80	26	
	clr	4		8	73	5		9		21	370	142	805	85	7	60	107	4	7	208	38		232		7	706	257	116	423	92	22	

NUMBER OF POLICE OFFICERS	TOTAL NUMBER LAW OF ENF OFFICER			AGENCY	POPULATION	CRIMES AGAINST PERSON	CRIMES AGAINST PROPERTY	BEHAVIORAL CRIMES	CRIME TOTAL	INDEX CRIME TOTAL	ARRESTS CRIMES AGAINST PERSONS	ARRESTS CRIMES AGAINST PROPERTY	ARRESTS FOR BEHAVIORAL CRIMES	ARREST TOTAL
	STAFF	ASSAULTED												
86	34	45	2	DESCHUTES CO SO	39,270	189	1,507	544	2,240	1,256	74	202	236	512
87	31	43	4		39,305	182	1,469	433	2,084	1,211	89	175	247	511
86	32	41	6	Bend PD	18,575	330	2,289	904	3,523	1,693	204	542	728	1,474
87	32	40	3		18,700	326	2,512	1,026	3,864	1,775	215	719	860	1,794
86	15	20	2	Redmond PD	6,830	109	794	331	1,234	537	64	183	278	525
87	15	19	2		6,850	111	911	368	1,390	629	74	171	349	594
86	4	5		Sisters PD	725	1	27	20	48	18	3	5	27	35
87	4	5			745	4	30	42	76	28	3	8	42	53
86	37	43	5	State Police		188	465	229	882	217	40	76	230	346
87	35	41	3			261	187	306	754	194	35	67	227	329
86	3	4		O.L.C.C.				3	3				7	7
87	3	4						17	17				14	14
85	125	158	15	DESCHUTES COUNTY	65,400	817	5,082	2,031	7,930	3,721	385	1,008	1,506	2,899
86	120	152	12	TOTAL	65,600	884	5,109	2,192	8,185	3,837	416	1,140	1,739	3,295
‡	Change					8.2	0.5	7.9	3.2	3.1	8.1	13.1	15.5	13.7

5-17

AGENCY	1987	CRIMES AGAINST PERSONS										CRIMES AGAINST PROPERTY										BEHAVIORAL CRIMES												
		MURDER*	NEG. HOMICIDE	FORCIBLE RAPE*	OTHER SEX CRIMES	KIDNAPING	EXTORTION	ROBBERY*	PURSE-SNATCH*	AGGRAVATED ASSAULT*	SIMPLE ASSAULT	BURGLARY*	LARCENY*	MOTOR VEHICLE THEFT*	ARSON*	FORGERY & COUNTERFEIT	FRAUD	EMBEZZLEMENT	STOLEN PROPERTY	VANDALISM	WEAPON LAWS	PROSTITUTION	DRUG LAWS	GAMBLING	FAMILY OFFENSES	D.U.I.	LIQUOR LAWS	DISORDERLY CONDUCT	ALL OTHER (Except Traffic)	CURFEW	RUNAWAY JUVENILE			
DOUGLAS CO. SO	off	1	1		76	6		11	1	50	311	555	1042	99	2	57	217	2	1	460	17	1	231	1	17	291	198	60	465	30	128			
	arr	1	2		22			7		33	211	119	207	81	1	13	34		4	101	10	1	176		5	279	271	33	213	22	23			
	clr		1		42	1		3		46	222	147	270	49		49	124		1	160	16		205	1	10	291	192	53	368	30	117			
Canyonville PD	off				2			1	1	5	9	24	25	6		32			23			5			23			3	11		3			
	arr				1					1	4	4	1	1		1			3			18			22	7		9			2			
	clr				1					1	7	1	6	3		4			1	1		3			23			11						
Myrtle Creek PD	off			1	4			1	4	3	40	48	144	12	1	42	86		1	28	2		11		1	14	27	14	24	2	8			
	arr				1			2		2	25	14	84	3		2			3	11	3		7		1	12	34	15	19	2	7			
	clr				1			1	1	2	34	19	68	5		3	77		1	13	2		8		1	14	27	15	17	2	8			
Oakland PD	off				2			1			5	14	7	2						9			3			9	2		25		3			
	arr				1						4			1					1	1		1			9	2		14		1				
	clr				2					5	5	1							3	3		1			9	1		18		2				
Reedsport PD	off			2	6			1	4	1	58	44	123	10	1	13	45			51	6		14			49	49	30	37	3	4			
	arr			1	1					1	39	11	29	3	2	1	5			6	3		8			37	65	9	21	1	4			
	clr			1	3				2	1	39	8	28	4	1	4	15			12	5		12			39	45	11	25	3	4			
Roseburg PD	off			4	28	1		33	1	18	189	286	1172	98	6	52	120			437	17		66		6	169	93	146	268	17	60			
	arr			2	6			17		6	113	63	326	29	3	6	23			38	13		59		2	162	121	70	143	17	3			
	clr			3	9	1		12		10	119	56	314	29	2	14	46			56	15		61		4	169	89	85	177	17	44			
Sutherlin PD	off	1			4			7	4	4	43	112	215	26	2	25	8		2	88	2		21		1	51	16	15	50	16	14			
	arr				2			2		3	35	23	64	12	1	7	4		1	11	2		16			45	22	9	15	10	6			
	clr				1			1		4	39	46	78	14	1	8	7		1	27	2		17			51	16	13	31	16	14			
Winston PD	off			1	4	1				1	35	30	122	4	3	36	62		2	57	2		6		1	20	8	13	31	9				
	arr			1	2					3	33	6	33	3	2	2	1			9	1		7			20	13	10	9	7	2			
	clr			1	2	1				1	31	6	44	1	1	5	5		1	11	1		5			20	8	11	16	9				
State Police	off			5	69	2		6		20	25	34	73	14	6	13	6		14	34	27		161		2	319	26	13	63	1	6			
	arr			1	8			2		10	28	14	25	10	1	2	1		8	20	15		153			309	24	10	32	1	2			
	clr			1	40	2		1		13	23	12	25	2	1	9	2		14	18	26		147		1	319	26	10	37	1	5			
O.L.C.C.	off																																	
	arr																																	
	clr																																	
DOUGLAS COUNTY	off	2	1	24	195	10		61	11	102	715	1147	2923	271	21	242	576	2	20	1187	73	1	518	1	29	945	426	294	974	78	226			
	arr	1	2	9	44			30		59	496	254	769	143	10	34	68		24	200	47	1	445		8	895	560	165	475	60	50			
TOTAL	clr		1	12	101	5		18	3	78	585	296	833	107	6	93	280		18	301	67		459	1	16	935	411	198	700	78	195			

NUMBER OF POLICE OFFICERS	TOTAL NUMBER LAW OF ENF OFFICER STAFF ASSAULTED			AGENCY	POPULATION	CRIMES			CRIME TOTAL	INDEX CRIME TOTAL	ARRESTS CRIMES AGAINST PERSONS	ARRESTS CRIMES AGAINST PROPERTY	ARRESTS FOR BEHAVIORAL CRIMES	ARREST TOTAL
	AGAINST PERSON	AGAINST PROPERTY	BEHAVIORAL CRIMES											
86	2	2		GILLIAM CO SO	1,375	1	22	8	31	14		2	5	7
87	1	1			1,425	5	30	14	49	21	1	1	12	14
86	1	1		Arlington PD	425		10	1	11	5		1		1
87	1	1			425		3	1	4	3			1	1
86	5	5	1	State Police		5	10	32	47	7	1	1	35	37
87	6	6	1			4	8	37	49	8	2	4	38	44
86				O.L.C.C.										
87								1	1					
86	8	8		GILLIAM COUNTY	1,800	6	42	41	89	26		4	40	45
87	8	8	1	TOTAL	1,850	9	41	53	103	32	3	5	51	59
% Change						50.0	-2.4	29.3	15.7	23.1		25.0	27.5	31.1

NUMBER OF POLICE OFFICERS	TOTAL NUMBER LAW OF ENF OFFICER STAFF ASSAULTED			AGENCY	POPULATION	CRIMES			CRIME TOTAL	INDEX CRIME TOTAL	ARRESTS CRIMES AGAINST PERSONS	ARRESTS CRIMES AGAINST PROPERTY	ARRESTS FOR BEHAVIORAL CRIMES	ARREST TOTAL
	AGAINST PERSON	AGAINST PROPERTY	BEHAVIORAL CRIMES											
86	3	3		GRANT CO SO	4,370	31	81	59	171	74	13	10	42	65
87	3	3	1		5,150	20	85	62	167	67	11	18	43	72
86	4	11		John Day/ Canyon City	2,795	40	178	95	313	103	10	38	70	118
87	4	8			2,155	21	112	91	224	72	5	35	57	97
86	2	2		Prairie City PD	1,185	4	13	10	27	13	6	5	12	23
87	2	2	1		1,195	6	7	7	20	8	8	2	10	20
86	4	4	1	State Police		13	27	52	92	28	8	4	54	66
87	5	5				10	29	72	111	26	10	12	54	76
86				O.L.C.C.				1	1					
87								4	4					
86	13	20	1	GRANT COUNTY	8,350	88	299	217	604	218	37	57	178	272
87	14	18	2	TOTAL	8,500	57	233	236	526	173	34	67	164	265
% Change						-35.2	-22.1	6.8	-12.9	-20.6	-8.1	17.5	-7.9	-2.6

61-9

AGENCY	1987	CRIMES AGAINST PERSONS									CRIMES AGAINST PROPERTY									BEHAVIORAL CRIMES										
		MURDER*	NEG. HOMICIDE	FORCIBLE RAPE*	OTHER SEX CRIMES	KIDNAPING	EXTORTION	ROBBERY*	PURSE-SNATCH*	AGGRAVATED ASSAULT*	SIMPLE ASSAULT	BURGLARY*	LARCENY*	MOTOR VEHICLE THEFT*	ARSON*	FORGERY & COUNTERFEIT	FRAUD	EMBEZZLEMENT	STOLEN PROPERTY	VANDALISM	WEAPON LAWS	PROSTITUTION	DRUG LAWS	GAMBLING	FAMILY OFFENSES	D.U.I.I.	LIQUOR LAWS	DISORDERLY CONDUCT	ALL OTHER (Excp't Traffic)	CURFEW
GILLIAM CO. SO	off arr clr			4					1	3	17	1		1	5				3					1	1	10	1	11		
Arlington	off arr clr									1	7														1		2			
State Police	off arr clr							2	2	2	4								2			6			19	9		3		
O.L.C.C.	off arr clr							1	2		2								2			4			19	8		7		
GILLIAM COUNTY TOTAL	off arr clr			4				2	3	6	23	1	1	5				5		5		6		1	20	10	2	14		
GRANT CO. SO	off arr clr			3	1		1	13	2	21	32			1	7	1	2	21	1	13		13		2	16	10	3	17		
John Day/Canyon City	off arr clr			4	1		1	2	13	18	43	7	1	4	12	1		26	1	6		6		1	15	19	10	33	6	
Prairie City PD	off arr clr							1	5	2	5							7		2		2		1	4				5	
State Police	off arr clr	1	1	1		1		1	8	7	12	6							4			18			28	22		4		
O.L.C.C.	off arr clr								6	2	5							2				5			28	21				
GRANT COUNTY TOTAL	off arr clr	1	1	1	3	3	2	17	28	48	92	13	1	5	19	2	2	51	2	2	39		3	63	55	13	54		7	
				6	4	2		11	13	13	17	10		1	10	1	2	13	2	19		3	3	60	54	9	17		3	
								16	25	9	20	8			14	1	1	18	2	33		3	63	52	9	40		6		

NUMBER OF POLICE OFFICERS	TOTAL NUMBER OF LAW ENF OFFICERS		AGENCY	POPULATION	CRIMES AGAINST PERSON	CRIMES AGAINST PROPERTY	BEHAVIORAL CRIMES	CRIME TOTAL	INDEX CRIME TOTAL	ARRESTS AGAINST PERSONS	ARRESTS AGAINST PROPERTY	ARRESTS FOR BEHAVIORAL CRIMES	ARREST TOTAL	
	STAFF	ASSAULTED												
86	2	3	HARNEY CO SO	2,955	3	38	12	53	27	3	24	16	43	
87	3	5		2,990	6	41	31	78	29	5	17	31	53	
86	5	9	Burns PD	2,725	35	128	101	264	110	25	50	89	164	
87	5	9		7	2,765	31	149	125	305	125	21	39	114	174
86	2	2	Hines PD	1,420	2	29	3	34	25	2	11	3	16	
87	2	2		1	1,445		6	4	10	3		1	1	2
86	5	5	State Police		3	8	22	33	9	2	2	31	35	
87	6	6				7	8	33	48	6	6	6	31	43
86			O.L.C.C.				3	3						
87								1	1					
86	14	19	7	HARNEY COUNTY	7,100	40	203	141	387	171	32	87	139	258
87	16	22	7	TOTAL	7,200	44	204	194	442	163	32	63	177	272
% Change						2.3	0.5	37.6	14.2	-4.7	0.0	-27.6	27.3	5.4

NUMBER OF POLICE OFFICERS	TOTAL NUMBER OF LAW ENF OFFICERS		AGENCY	POPULATION	CRIMES AGAINST PERSON	CRIMES AGAINST PROPERTY	BEHAVIORAL CRIMES	CRIME TOTAL	INDEX CRIME TOTAL	ARRESTS AGAINST PERSONS	ARRESTS AGAINST PROPERTY	ARRESTS FOR BEHAVIORAL CRIMES	ARREST TOTAL	
	STAFF	ASSAULTED												
86	11	14	HOOD RIVER CO SO	11,680	76	419	120	615	328	38	82	103	223	
87	10	12		1	11,980	82	367	147	596	301	57	50	151	258
86	8	10	Hood River PD	4,520	42	377	236	655	311	27	184	246	457	
87	8	10			4,520	78	416	361	855	302	60	174	402	636
86	8	8	State Police		23	46	146	215	43	11	12	156	179	
87	9	9		2		13	47	123	183	41	8	21	115	144
86			O.L.C.C.				1	1						
87														
86	27	32	4	HOOD RIVER COUNTY	16,200	141	842	503	1,486	682	76	278	505	859
87	27	31	1	TOTAL	16,500	173	830	631	1,634	644	125	245	668	1038
% Change						22.7	-1.4	25.4	10.0	-5.6	64.5	-11.9	32.3	20.8

AGENCY	1987	CRIMES AGAINST PERSONS										CRIMES AGAINST PROPERTY										BEHAVIORAL CRIMES									
		MURDER*	NEG. HOMICIDE	FORCIBLE RAPE*	OTHER SEX CRIMES	KIDNAPING	EXTORTION	ROBBERY*	PURSE-SNATCH*	AGGRAVATED ASSAULT*	SIMPLE ASSAULT	BURGLARY*	LARCENY*	MOTOR VEHICLE THEFT*	ARSON*	FORGERY & COUNTERFEIT	FRAUD	EMBEZZLEMENT	STOLEN PROPERTY	VANDALISM	WEAPON LAWS	PROSTITUTION	DRUG LAWS	GAMBLING	FAMILY OFFENSES	D.U.I.I.	LIQUOR LAWS	DISORDERLY CONDUCT	ALL OTHER (Except Traffic)	CUREW	RUNAWAY JUVENILE
HARNEY CO. SO	off arr clr			1	2					4	10	12	2			2			10			7		1	14	2		5		2	
Burns PD	off arr clr				3			13	15	18	83	11				3			34	3		7			43	15	16	38	3		
Hines PD	off arr clr										3									3						2		2			
State Police	off arr clr			1	4			1	1	1	3	3							4						16	16		1			
O.L.C.C.	off arr clr																									1					
HARNEY COUNTY	off arr clr			1	9			14	20	29	106	13				5			51	3		14		1	75	34	16	46	3	2	
TOTAL				2	5			5	20	10	21	12	1		2			17	2		10		1	70	31	18	41	4	4		
				1	8			9	11	4	21	3			4			16	3		10			75	32	16	32	3			
HOOD RIVER CO. SO	off arr clr			4	11	1		10	54	61	204	19	1	6	10				66	3		13		2	81	10	4	34			
Hood River PD	off arr clr			1	8			5	42	7	24			2				1	16	7		23			80	8	2	31			
State Police	off arr clr			1	9			6	43	7	25	1		3					14	3		13			81	10	4	23			
Hood River PD	off arr clr			2	5	2		5	58	41	233	13	2	10	67			1	49	7		22		4	229	34	14	40	3	8	
State Police	off arr clr			1	4			4	51	12	129	6		5	3				19	4		36		2	225	56	15	57	3	4	
O.L.C.C.	off arr clr			2	4	2		4	42	5	97	7	1	5	7				14	6		20		2	229	28	13	28	3	6	
State Police	off arr clr				1	1		6	4	6	26	2		6	4				3	3		9			105	2		4			
O.L.C.C.	off arr clr							4	4		18	2		1	1				2	2		9			101	2		1			
O.L.C.C.	off arr clr				1	1		5	4		12	2			4				3	3		9			105	2		3			
HOOD RIVER COUNTY	off arr clr			6	17	4		5	4	21	116	34	3	22	81			1	118	13		44		6	415	46	18	78	3	8	
State Police	off arr clr			2	12			1	13	19	171	8		7	4				35	13		68		2	406	66	17	89	3	4	
TOTAL				3	14	3		4	1	15	89	10	1	7	14				28	12		42		2	415	40	17	54	3	6	

NUMBER OF POLICE OFFICERS	TOTAL NUMBER OF LAW OFFICERS		AGENCY	POPULATION	CRIMES			CRIME TOTAL	INDEX CRIME TOTAL	ARRESTS CRIMES AGAINST PERSONS	ARRESTS CRIMES AGAINST PROPERTY	ARRESTS FOR BEHAVIORAL CRIMES	ARREST TOTAL
	ENF	OFFICER			AGAINST PERSON	AGAINST PROPERTY	BEHAVIORAL CRIMES						
86	39	58	JACKSON CO SO	58,460	551	1,930	1,246	3,727	1,566	220	310	456	986
87	41	57		59,455	481	1,742	1,234	3,457	1,449	263	391	499	1153
86	20	29	1 Ashland PD	15,855	202	1,184	1,015	2,401	842	93	261	511	865
87	21	30		16,010	155	1,103	1,017	2,275	797	78	251	641	970
86	1	1	Butte Falls PD	470		4	1	5	4		1		1
87	1	1		480	2	6	4	12	4			2	2
86	11	16	Central Point PD	6,945	108	492	422	1,022	333	74	85	190	349
87	12	17		7,095	97	481	397	975	361	57	122	183	362
86	5	6	Eagle Point PD	3,050	41	215	127	383	134	14	39	33	86
87	5	6	1	3,150	31	171	113	315	120	14	20	29	63
86	1	1	Gold Hill PD	920	6	71	12	89	41	2	19	6	27
87	1	1		935	4	68	17	89	39	4	19	19	42
86	4	4	Jacksonville PD	2,020	5	65	53	123	39		10	39	49
87				2,085	6	45	44	95	28	4	10	40	54
86	59	86	1 Medford PD	42,460	874	5,362	2,835	9,071	4,030	534	1,439	2,012	3,985
87	67	95	3	43,875	861	5,184	2,858	6,903	3,912	521	1,492	2,284	4,297
86	2	3	Phoenix PD	2,590	18	171	99	288	134	7	17	39	63
87	4	5		2,810	16	166	63	245	107	5	18	12	35
86	4	4	3 Rogue River PD	1,645	18	128	284	430	70	12	16	58	86
87	4	4		1,720	38	224	544	806	142	23	51	79	153
86	1	1	Shady Cove PD	1,195	3	8	16	27	9	4	2	20	26
87	2	2		1,235	8	63	66	137	42	2	10	26	36
86	2	2	Talent PD	2,790	17	104	52	173	84	5	7	8	68
87	4	4		2,850	28	76	39	143	72	8	8	6	22
86	50	59	7 State Police		230	653	974	1,857	330	90	120	755	965
87	54	63	10		158	305	839	1,302	219	63	79	719	861
86	2	3	O.L.C.C.				34	34				34	34
87	3	4					19	19				10	10
86	201	273	12 JACKSON COUNTY	138,400	2,073	10,387	7,170	19,630	7,620	1,055	2,326	4,161	7,542
87	219	289	14 TOTAL	141,700	1,885	9,634	7,254	18,773	7,292	1,042	2,471	4,549	8,062
% Change					-9.1	-7.2	1.2	-4.4	-4.3	-1.2	6.2	9.3	6.9



AGENCY	1987	CRIMES AGAINST PERSONS										CRIMES AGAINST PROPERTY										BEHAVIORAL CRIMES									
		MURDER*	NEG. HOMICIDE	FORCIBLE RAPE*	OTHER SEX CRIMES	KIDNAPING	EXTORTION	ROBBERY*	PURSE-SNATCH*	AGGRAVATED ASSAULT*	SIMPLE ASSAULT	BURGLARY*	LARCENY*	NOTOR VEHICLE THEFT*	ANSON*	FORGERY & COUNTERFEIT	FRAUD	EMBEZZLEMENT	STOLEN PROPERTY	VANDALISM	WEAPON LAWS	PROSTITUTION	DRUG LAWS	CAMBLING	FAMILY OFFENSES	D. U. I. I.	LIQUOR LAWS	DISORDERLY CONDUCT	ALL OTHER (Excp Traffic)	CURFEW	RUNAWAY JUVENILE
JACKSON CO. SO	off arr clr	1 3 2	1 3 1	14 8 10	76 18 31	6 2 3	12 4 2	1	81 14 59	289 214 235	450 64 75	796 174 203	90 41 30	2 6 1	14 6 9	46 14 22	1 1 1	7 11 4	334 81 81	22 15 16	1 1 1	163 58 69		27 4 12	260 223 260	33 31 22	159 18 52	363 109 151	15 6 13	191 25 54	
Ashland PD	off arr clr			4 2 3	19 8 8	2 1	8 5 4	2	23 7 18	96 56 73	168 38 45	527 128 164	61 23 21	4 3 1	35 10 25	95 13 41	1 1 1	2 7 2	210 29 56	9 6 7		114 101 102		19 2 8	185 179 185	161 207 153	161 10 138	230 73 170	103 55 103	35 8 25	
Butte Falls PD	off arr clr				1					1	1	2	1	1	1				1	1		1 1 1									
Central Point PD	off arr clr	1 1 1		3 1 3	18 6 12		1		5 1 5	69 48 62	93 25 28	233 59 90	17 5 5	8 4 6	16 9 9	26 5 16		1	88 14 47	7 4 7		24 16 23	1 3	3 2	68 64 68	32 35 31	105 14 100	94 23 89	53 27 53	10 9	
Eagle Point PD	off arr clr			2 1 7	11 1 7				3 1 3	15 12 12	25 9 10	88 6 37	2 6 2	2 6 2	6 1 4			2	48 2 22	1 6 7		9 6 7		5 1 4	1 16 9	9 2 25	29 2 36	48 3 4	4 1 4	7 1 5	
Gold Hill PD	off arr clr			1 1 1	1 1 1				2 2 1	2 1 2	15 8 3	20 5 6		3 2 1	2 1 2	6 6 2			22 3 7	1 1 1		2 2 2		1 1 1	2 2 2	3 1 1	4 6 4	2 2 2	1 2 1		
Jacksonville PD	off arr clr			1 1 1	1 1 1				5 3 4	6 1 4	19 3 6	3 1 3	3 1 3	4 4 3	8 1 5				5 3 2							31 31 31	5 5 5	6 3 1	1 1 1	1 1 1	
Medford PD	off arr clr	1		24 8 16	147 47 67	4 4 2	1	57 27 26	3 43 50	555 392 427	795 125 132	2772 1046 1068	179 47 65	12 2 2	151 37 90	406 63 198	12 9	9 44 6	848 128 189	51 39 46	2 3 2	477 462 359	3 100 57	360 337 360	373 504 353	399 153 197	823 681 584	125 74 123	145 11 122		
Phoenix PD	off arr clr				1				4 2 2	11 3 2	35 7 2	61 10 6	6 1 1	1	11				40 8 8		1					8 4 8	18 2 1	19 2 2	4 2 2	7 1 2	
Rogue River PD	off arr clr				14 7 12				2 15 1	22 1 22	11 13 6	90 23 53	15 9 14	2 1 2	2 1 2	35 2 13			69 2 48	2 1 2	2 1 2	29 27 26		3 3	12 12 12	13 20 13	47 6 47	429 11 423		7 2 4	
Shady Cove PD	off arr clr				1				3 2 3	3 2 1	12 3 1	25 3 3	2 1 2	3 3 3	3 1 3	3 3 2			18 2 8	3 1 2					5 5 5	3 8 3	18 10 17	36 3 27		1 1 1	
Talent PD	off arr clr				8 1 4	1 1			1 4 1	16 4 12	2 3 14	19 3 24	35 3 1	5 2 5	3 2 2				13 8					2 2 5	5 5 1	1 15 14	8 1 6	2 6 2	6 6 6		
State Police	off arr clr				73 5 47	4 2 4		2 1	19 12 17	60 44 45	39 8 10	122 31 48	30 6 13	7 4 2	38 6 24	34 5 20		8 8 9	27 11 11	15 12 15		88 76 82		6 1 5	514 494 514	105 106 105	24 10 14	68 16 48		19 4 19	
O.L.C.C.	off arr clr																										19 10 19				
JACKSON COUNTY	off arr clr	3 1 3	1 3 1	47 19 32	371 95 190	17 8 10	2 1	80 36 36	9 103 190	1108 777 865	1669 304 322	4790 1491 1710	407 133 158	39 16 15	285 78 175	681 104 323	14 73 10	26 21	1723 272 480	111 77 96	6 4 5	907 749 671	4 28 94	168 1371 1651	1451 1371 1651	761 944 717	983 232 612	2126 929 1540	309 165 303	430 50 249	

NUMBER OF POLICE OFFICERS	TOTAL NUMBER LAW OF ENF OFFICER			AGENCY	POPULATION	CRIMES	CRIMES	BEHAVIORAL CRIMES	CRIME TOTAL	INDEX CRIME TOTAL	ARRESTS	ARRESTS	ARRESTS	ARREST TOTAL
	STAFF	ASSAULTED	AGAINST PERSON			AGAINST PROPERTY	AGAINST PERSONS				AGAINST PROPERTY	FOR BEHAVIORAL CRIMES		
86	9	14	1	JEFFERSON CO SO	9,145	68	353	292	713	261	32	36	136	204
87	8	12			9,060	77	296	285	658	219	26	45	96	167
86	1	1		Culver PD	515	5	33	16	54	9	2	5	16	23
87	1	1			505		49	4	53	9		5	6	11
86	5	6	2	Madras PD	2,340	82	489	354	925	289	45	175	272	492
87	5	6	5		2,235	77	433	300	810	173	44	112	233	389
86	6	6	1	State Police		9	31	197	237	26	5	7	152	164
87	6	6	1			10	46	146	202	25	3	13	130	146
86				O.L.C.C.										
87								3	3					
86	21	27	4	JEFFERSON COUNTY	12,000	164	905	859	1,929	585	84	223	576	883
87	20	25	6	TOTAL	11,800	164	824	738	1,726	426	73	175	465	713
%	Change					0.0	-9.1	-14.1	-10.5	-27.2	-13.1	-21.5	-19.3	-19.3

\* Jefferson County Totals do not include Warm Springs Indian Reservation

NUMBER OF POLICE OFFICERS	TOTAL NUMBER LAW OF ENF OFFICER			AGENCY	POPULATION	CRIMES	CRIMES	BEHAVIORAL CRIMES	CRIME TOTAL	INDEX CRIME TOTAL	ARRESTS	ARRESTS	ARRESTS	ARREST TOTAL
	STAFF	ASSAULTED	AGAINST PERSON			AGAINST PROPERTY	AGAINST PERSONS				AGAINST PROPERTY	FOR BEHAVIORAL CRIMES		
86	36	51		JOSEPHINE CO SO	45,160	419	2,276	1,928	4,623	1,603	163	254	564	981
87	41	56	1		45,500	332	2,401	2,129	4,862	1,716	148	287	581	1016
86	27	37	9	Grants Pass PD	16,290	469	2,895	1,978	5,342	2,093	164	481	692	1337
87	27	35	5		16,200	410	2,821	2,326	5,557	2,008	137	435	886	1458
86	20	22	5	State Police		129	88	588	805	73	42	23	350	415
87	23	25	4			98	100	585	783	88	33	25	517	575
86				O.L.C.C.				4	4					
87								4	4				2	2
86	83	110	14	JOSEPHINE COUNTY	61,450	1,017	5,259	4,498	10,774	3,769	369	758	1,606	2,733
87	91	116	10	TOTAL	61,700	840	5,322	5,044	11,206	3,812	318	747	1,986	3,051
%	Change					-17.4	1.2	12.1	4.0	1.1	-13.8	-1.5	23.7	11.6

AGENCY	1987	CRIMES AGAINST PERSONS										CRIMES AGAINST PROPERTY										BEHAVIORAL CRIMES									
		MURDER*	NEG. HOMICIDE	FORCIBLE RAPE*	OTHER SEX CRIMES	KIDNAPING	EXTORTION	ROBBERY*	PURSE-SNATCH*	AGGRAVATED ASSAULT*	SIMPLE ASSAULT	BURGLARY*	LARCENY*	MOTOR VEHICLE THEFT*	ARSON*	FORGERY & COUNTERFEIT	FRAUD	EMBEZZLEMENT	STOLEN PROPERTY	VANDALISM	WEAPON LAWS	PROSTITUTION	DRUG LAWS	GAMBLING	FAMILY OFFENSES	D.U.I.I.	LIQUOR LAWS	DISORDERLY CONDUCT	ALL OTHER (Excp't Traffic)	CUREW	RUNAWAY JUVENILE
JEFFERSON CO. SO	off arr clr	1 1 1	3 1 2	11 1 2			1 5 1	1 3 3	5 17 19	55 7 19	52 7 1	133 18 15	19 5 1	4 2 1	3 2 1	14 2 3			1 10 8	71 10 8		2 14 1		6 46 47	47 18 46	1 7 50	70 6 31	117 6 31		40 3 1	
Culver PD	off arr clr										1	8 1 4				38 4 32				2 4 2						1 1 1	1 4 1			1 1 1	1
Madras PD	off arr clr		2 2 2	4 1 1		1 1 1		12 9 9	11 31 39	47 7 39	24 7 8	106 71 62	15 2 6	3 2 2	29 4 16	193 7 124	5		1 19 23	57 3 5	5 3 1	1 42 32		4 39 4	93 80 93	35 33 35	64 41 61	43 31 37	13 13 13	1 1 1	
State Police	off arr clr			2 2				5 2 3	3 1 1	7 8 3		8 1 3	1 4 2	2 2 2	4 2 4	4 7 4			1 19 1	19 4 2	6 2 5		37 36 37	1 1 1	51 46 51	39 36 39	5 3 5	5 6 5	2 1 2		
O.L.C.C.	off arr clr																									3					
JEFFERSON COUNTY TOTAL	off arr clr		5 2 3	17 2 3		1 1 1	1 5 1	13 14 15	21 49 59	105 49 59	84 14 15	255 91 84	35 7 7	11 5 4	34 8 19	249 15 163	5		2 33 2	149 7 35	11 7 10	1 82 1	83 82 77		11 173 192	79 91 78	139 51 116	166 44 74	15 14 15	42 3 1	
JOSEPHINE CO. SO	off arr clr	1 5 4	6 8 14	23 2 2	3 2 1		7 1 1	26 12 21	266 122 239	653 88 184	896 108 340	118 20 53	9 5 3	37 8 22	91 4 65			4 3 4	593 51 356	99 11 92	1 1 1	310 164 271		25 148 157	157 56 90	466 16 448	842 138 759	11 3 11	126 44 96		
Grants Pass PD	off arr clr	1 1 1	3 4 1	33 1 10	1 4 1	1 1 2	15 2 2	23 6 11	333 124 164	433 40 57	1428 313 338	91 16 17	14 2 3	50 15 25	140 9 65			6 6 4	659 34 57	39 10 24		82 32 60	1 1 28	67 256 276	133 128 111	308 13 105	720 115 310	302 155 301	399 173 342		
State Police	off arr clr		10 3 4	63 11 34				10 4 7	15 15 13	15 3 2	36 7 5	12 5 6	5 1 4	9 1 8	13 2 92			6 2 6	4 4 3	14 10 14		107 98 101		5 395 419	9 7 9	5 4 4	23 3 12	2 3 2	1 3 1		
O.L.C.C.	off arr clr																									4 2 4					
JOSEPHINE COUNTY TOTAL	off arr clr	2	21 9 9	119 23 58	4 1 3	1 3 3	22 22 19	59 22 19	614 261 416	1101 131 243	2360 428 683	221 41 76	28 8 10	96 24 55	244 15 222			16 11 16	1256 89 416	152 31 130	1 1 1	499 294 432	1 1 1	97 4 49	852 799 852	238 193 214	779 33 557	1585 256 1081	314 158 314	526 217 439	

NUMBER OF POLICE OFFICERS	TOTAL NUMBER LAW OF ENF OFFICER			AGENCY	POPULATION	CRIMES			CRIME TOTAL	INDEX CRIME TOTAL	ARRESTS AGAINST PERSONS	ARRESTS CRIMES AGAINST PROPERTY	ARRESTS FOR BEHAVIORAL CRIMES	ARREST TOTAL	
	STAFF	ASSAULTED	OFFICER			AGAINST PERSON	AGAINST PROPERTY	BEHAVIORAL CRIMES							
86	21	27	16	KLAMATH CO SO	38,225	187	877	483	1,547	732	86	91	257	434	
87	20	26	6		38,330	205	949	480	1,634	775	140	135	335	610	
86	29	37	8	Klamath Falls PD	17,030	543	2,667	1,540	4,750	1,982	221	549	666	1,436	
87	28	36	9		17,125	525	2,330	1,333	4,188	1,786	249	465	650	1,364	
86	1	1		Malin PD	615		3		3	3		2		2	
87	1	1			615	2	2		4	3	3				3
86	2	2	1	Merrill PD	830	17	84	89	190	55	18	31	51	100	
87	2	2			830	23	93	88	204	57	15	17	47	79	
86	39	45	14	State Police		388	1,109	981	2,478	951	194	286	759	1,239	
87	38	43	12				396	762	881	2,039	522	197	237	689	1,123
86	1	1		O.L.C.C.				5	5				7	7	
87	1	1			TOTAL				6	6				3	3
86	93	113	39	KLAMATH COUNTY	56,700	1,135	4,740	3,098	8,973	3,723	519	959	1,740	3,218	
87	90	109	27	TOTAL	56,900	1,151	4,136	2,788	8,075	3,143	604	854	1,724	3,182	
% Change							1.4	-12.7	-10.0	-10.0	-15.6	16.4	-10.9	-0.9	-1.1

NUMBER OF POLICE OFFICERS	TOTAL NUMBER LAW OF ENF OFFICER			AGENCY	POPULATION	CRIMES			CRIME TOTAL	INDEX CRIME TOTAL	ARRESTS AGAINST PERSONS	ARRESTS CRIMES AGAINST PROPERTY	ARRESTS FOR BEHAVIORAL CRIMES	ARREST TOTAL	
	STAFF	ASSAULTED	OFFICER			AGAINST PERSON	AGAINST PROPERTY	BEHAVIORAL CRIMES							
86	5	6		LAKE CO SO	4,515	10	58	35	103	49	7	11	62	80	
87	5	6			4,510	7	67	36	110	59	3	12	51	66	
86	5	5	1	Lakeview PD	2,785	17	57	41	115	52	15	18	38	71	
87	5	5			2,790	26	74	63	163	55	18	27	67	112	
86	3	3	1	State Police		7	32	37	76	29	4	12	35	51	
87	3	3					19	20	37	76	18	7	13	34	54
86				O.L.C.C.				1	1				1	1	
87									9	9				10	10
86	13	14	2	LAKE COUNTY	7,300	34	147	114	295	80	26	41	136	203	
87	13	14		TOTAL	7,300	52	161	145	358	132	28	52	162	242	
% Change							52.9	9.5	27.2	21.4	65.0	7.7	26.8	19.1	19.2

7-5

AGENCY	1987	CRIMES AGAINST PERSONS									CRIMES AGAINST PROPERTY									BEHAVIORAL CRIMES											
		MURDER*	NEG. HOMICIDE	FORCIBLE RAPE*	OTHER SEX CRIMES	KIDNAPING	EXTORTION	ROBBERY*	PURSE-SNATCH*	AGGRAVATED ASSAULT*	SIMPLE ASSAULT	BURGLARY*	LARCENY*	MOTOR VEHICLE THEFT*	ARSON*	FORGERY & COUNTERFEIT	FRAUD	EMBEZZLEMENT	STOLEN PROPERTY	VANDALISM	WEAPON LAWS	PROSTITUTION	DRUG LAWS	GAMBLING	FAMILY OFFENSES	D.U.I. I.	LIQUOR LAWS	DISORDERLY CONDUCT	ALL OTHER (Except Traffic)	CURFEW	RUNAWAY JUVENILE
KLAMATH CO. SO	off	1		3	14	2		8		11	166	285	436	27	4	26	10	2	159	10		42		6	123	38	64	85	1	111	
	arr	3		1	2			7		5	122	37	71	4	5	2			15	10		24			117	61	41	62	1	19	
	clr			1	2			5		4	109	33	65	6	1	2	3	1	22	6		30			123	34	33	62	1	54	
Klamath Falls PD	off	3		5	71	4		22	3	62	355	419	1188	74	10	48	87		1	503	21	1	29	1	28	136	156	177	657	20	107
	arr	3		2	8	2		10		34	190	60	319	18	4	13	7		3	41	15	1	17	2	128	200	68	161	17	41	
	clr	3			17	1		9	1	34	230	60	362	33	3	20	12			55	19	1	23	9	136	162	124	476	20	87	
Malin PD	off	1									1	2																			
	arr	2									1																				
	clr	1									1																				
Merrill PD	off				3			3	5	12	8	38	2	1	8	4			32	2		6		7	10	6	11	43		3	
	arr				2			3	3	10	2	6		1		2		2	4	3		7		1	9	5	8	12		2	
	clr				3			1	5	12	2	21		1		2			11	2		6		7	10	6	10	39		3	
State Police	off	2		5	102	2	50	5		45	185	187	243	26	9	146	29		23	99	15	81		4	482	69	26	209	19	26	
	arr	4		2	12		1	5		20	154	60	103	13	5	11			18	18	12	64		1	460	66	11	39	15	20	
	clr	2		3	24		50	2		30	159	58	94	10	4	118	15		22	55	15	77		2	482	69	18	164	19	23	
O.L.C.C.	off																									6					
	arr																									3					
	clr																									6					
KLAMATH COUNTY TOTAL	off	7		13	190	8		35	6	123	719	901	1905	129	24	228	130	2	24	793	48	1	158	1	45	751	275	278	994	40	247
	arr	12		5	24	2		22		62	477	159	499	35	15	24	20		24	78	40	1	112		4	714	335	128	274	33	82
	clr	6		4	46	1		16	2	73	511	153	542	49	9	140	32	1	22	143	42	1	136		18	751	277	185	741	40	167
LAKE CO. SO	off				1					4	2	17	32		1					11		3		7	22	4					
	arr										3	2	6	2	2				1	1		3		7	7	40	1				
	clr									1	1	2	4	2	1				1	1		2		7	18	1					
Lakeview PD	off			1	6					3	16	12	30	9	4	4				15		2		18	27	4	10			2	
	arr				3					3	12	3	12	5	2	1				4		1		17	35	4	9			1	
	clr			1	4					3	14	2	13	5	2	1				3		2		18	27	4	10			2	
State Police	off				10	1				4	4	4	8	2					2	4	1	7		15	6	4	4	4			
	arr					2				2	3	1	4			1			3	4		6		15	6	4	4	3			
	clr					1				4	4	2	6						2	3	1	7		15	6	4	4	3			
O.L.C.C.	off																									9					
	arr																									10					
	clr																									9					
LAKE COUNTY TOTAL	off			1	17	1				11	22	33	70	17	5	4			2	30	1	12			40	64	12	14		2	
	arr				3	2				5	18	4	22	7	4	2			4	9		10			39	91	9	12		1	
	clr			1	4	1				8	19	6	23	7	3	1			2	7	1	11			40	60	9	13		2	

\* Indicates Index Crime

6-28

NUMBER OF POLICE OFFICERS	TOTAL NUMBER LAW OF OFFICER			AGENCY	POPULATION	CRIMES			CRIME TOTAL	INDEX CRIME TOTAL	ARRESTS CRIMES AGAINST PERSONS	ARRESTS CRIMES AGAINST PROPERTY	ARRESTS FOR BEHAVIORAL CRIMES	ARREST TOTAL
	ENF STAFF	OF ASSAULTED	CRIMES AGAINST PERSON			CRIMES AGAINST PROPERTY	BEHAVIORAL CRIMES							
86	54	79	2	LANE CO SO	95,610	154	1,091	624	1,869	883	53	96	324	473
87	59	87	7		100,460	221	1,435	809	2,465	1,152	76	117	340	533
86	2	2		Coburg PD	630	No Reports			0					
87	2	2	1		650	8	56	38	102	40	4	19	24	47
86	13	21	5	Cottage Grove PD	6,920	104	712	371	1,187	540	45	148	267	460
87	14	20	1		6,905	125	842	362	1,329	729	54	200	265	519
86				Creswell PD *	1,850	57	352	93	502	273	22	36	25	83
87			2		1,915	41	258	62	361	201	13	33	26	72
86	141	231	17	Eugene PD	106,480	1,437	10,739	2,789	14,965	8,743	595	2,022	2,458	5,075
87	141	224	10		107,485	1,575	13,475	3,513	18,563	10,547	605	2,419	3,366	6,390
86	8	14		Florence PD	4,955	94	447	589	1,130	283	25	55	108	188
87	7	12			4,980	81	562	566	1,209	357	35	96	120	251
86	5	8	2	Junction City PD	3,045	58	491	174	723	372	37	82	115	234
87	6	10			3,105	34	385	153	572	270	25	75	117	217
86	5	11	1	Oakridge PD	3,460	26	202	52	280	151	16	43	35	94
87	5	10			3,515	34	285	92	411	201	20	83	75	178
86	52	74	7	Springfield PD	40,550	806	4,312	975	6,093	3,747	453	874	1,198	2,525
87	52	80			40,600	817	4,211	1,258	6,286	3,617	443	865	1,514	2,822
86				Veneta PD *	2,290	46	332	92	470	279	16	63	28	107
87			1		2,330	93	327	120	540	298	34	52	50	136
86	71	85	18	State Police		451	1,742	1,299	3,492	1,384	222	407	1,100	1,729
87	75	87	14			443	1,299	1,815	3,557	1,160	241	384	1,259	1,884
86	3	4		O.L.C.C.				19	19				5	5
87	3	4							17	17				6
86	354	529	52	LANE COUNTY	265,790	3,233	20,420	7,077	30,730	16,655	1,484	3,826	5,663	10,973
87	364	536	36	TOTAL	267,700	3,472	23,135	8,805	35,412	18,572	1,550	4,343	7,162	13,055
%	Change					7.4	13.3	24.4	15.2	11.5	4.4	13.5	26.5	19.0

\* Creswell PD and Veneta PD are reported by Lane County Sheriffs Department

AGENCY	1987	CRIMES AGAINST PERSONS										CRIMES AGAINST PROPERTY										BEHAVIORAL CRIMES										
		MURDER*	NEG. HOMICIDE	FORCIBLE RAPE*	OTHER SEX CRIMES	KIDNAPING	EXTORTION	ROBBERY*	PURSE-SNATCH*	AGGRAVATED ASSAULT*	SINGLE ASSAULT	BURGLARY*	LARCENY*	MOTOR VEHICLE THEFT*	ARSON*	FORGERY & COUNTERFEIT	FRAUD	EMBEZZLEMENT	STOLEN PROPERTY	VANDALISM	WEAPON LAWS	PROSTITUTION	DRUG LAWS	GAMBLING	FAMILY OFFENSES	D. U. I. I.	LIQUOR LAWS	DISORDERLY CONDUCT	ALL OTHER (Exclpt traffic)	CURFEW	RUNAWAY JUVENILE	
LANE CO. SO	off	1		7	50	5		9	1	8	140	400	649	73	4	8	17		2	282	7		61		10	235	17	10	277		192	
	arr	1		1	5			1		3	65	32	36	14	1		4		1	29	4		23		3	228	19	2	47		14	
	clr			1	12			2		4	86	31	45	21	1		3		1	40	5		40		2	235	15	4	105		158	
Coburg PD	off			4						4	8	24	8		1	5			9	1		10		1	2	3	1	16	1	3		
	arr			1						3	2	5	6		1	2			1	2	1		10		2	1	1	4	1	4		
	clr			1						3	4	8	5		1	3			2	1	1		7		1	2	3	1	6	1	2	
Cottage Grove PD	off		1	2	10			4		60	48	130	505	23	4	15	28			137	10		48		4	41	47	45	110	44	13	
	arr			1	1					33	19	25	134	10	4	2	7			18	4		28		1	40	46	27	82	31	6	
	clr			1	1					42	25	19	131	8	1	2	10			22	10		42		1	41	46	34	87	44	6	
Creswell PD	off	1		1	1			1		2	35	75	114	6	1	9	7			46	4		5		1	8	4		28		12	
	arr	1		1	1					11	10	16	16		1					6	2		2			8	6		6		2	
	clr	1								13	11	14	3	1		1				4	3		2		1	4	4		9		8	
Eugene PD	off	3		48	286	15	4	163	4	166	886	2473	7069	582	39	896	667	1	42	1706	104	7	496		30	251	466	287	1452	105	319	
	arr	6		12	35	2		69		62	419	296	1683	80	5	89	67			141	88	5	466		5	237	706	222	1466	89	82	
	clr	2		24	78	9	1	71	1	98	495	319	1572	104	6	190	172	1	39	189	104	5	452		10	251	467	230	1057	105	237	
Florence PD	off			1	14			2	3		61	91	243	15	2	27	27			157	4		14		17	36	29	183	273	4	6	
	arr				3			2			30	8	54	15	1	7				11	3		16			33	30	6	29	1	2	
	clr				6			2			40	5	58	5	15	12				25	4		10		1	36	25	32	51	4	2	
Junction City PD	off			1	6	2				25	54	193	19	3	10	8	1			97	1		4		1	20	6	4	104	7	6	
	arr				1	1				23	7	32	11	2	1	1				21	1		15		1	20	30	5	31	6	8	
	clr					1				17	3	29	10	2	2	1				11	1		3			20	6	3	39	7	5	
Oakridge PD	off			4					2	1	27	89	105	2	2	2	7			78	1		5		1	21	8	26		9		
	arr									1	18	30	29	1		1				21	1		4		1	18	31	2	10		8	
	clr									1	20	28	28	1		1				10	1		5		1	21	21	5	11		7	
Springfield PD	off	1		22	93	9		48		103	541	1003	2227	196	17	114	114	1	2	537	35	1	134		36	201	95	75	426	110	143	
	arr	3		5	25			23		51	336	162	520	53	6	14	29	2	2	77	42	1	172		8	191	178	76	720	68	58	
	clr	1		12	47	4		18		68	382	163	513	73	7	47	58	1	2	102	32	1	124		15	201	93	71	242	110	119	
Veneta PD	off			4	12	1		3		6	67	123	144	16	2		4			38	3		8		1	20	1	4	54	3	26	
	arr							1		1	31	25	20	4	1		1			1	1		5			19	2	1	15	3	5	
	clr				1			1		3	41	15	23	4	1		1			8	3		5		1	20	1	2	31	3	15	
State Police	off	3		27	78	3		21		94	217	483	382	135	15	147	21			13	103	47		428		9	706	148	28	363	67	19
	arr	6	1	6	16			9		40	163	134	134	46	6	12	3			8	18		271		1	668	128	13	89	56	15	
	clr	2		14	51	1		8		72	179	140	189	55	6	56	11			14	47		339		8	706	146	25	235	67	19	
O.L.C.C.	off																															
	arr																															
	clr																															
LANE COUNTY TOTAL	off	9	1	113	558	35	4	251	10	440	2051	4929	11655	1075	89	1229	905	3	60	5190	217	8	1213		113	1541	854	645	3129	341	748	
	arr	17	1	25	89	3	1	105		194	1117	731	2665	240	26	120	122	2	72	367	166	6	1014		20	1464	1183	354	2500	255	207	
	clr	6		53	198	15	1	102	1	289	1301	738	2610	289	25	313	273	2	56	492	211	6	1029		41	1541	844	407	1873	341	578	

NUMBER OF POLICE OFFICERS	TOTAL NUMBER OF LAW ENF STAFF	NUMBER OF OFFICER ASSAULTED	AGENCY	POPULATION	CRIMES AGAINST PERSON	CRIMES AGAINST PROPERTY	BEHAVIORAL CRIMES	CRIME TOTAL	INDEX CRIME TOTAL	ARRESTS AGAINST PERSONS	ARRESTS AGAINST PROPERTY	ARRESTS FOR BEHAVIORAL CRIMES	ARREST TOTAL	
86	19	22	1	LINCOLN CO SO	17,775	72	370	124	566	301	46	56	132	234
87	20	26	5		18,180	88	530	267	885	414	46	100	235	381
86	16	21		Lincoln City PD	6,035	96	712	354	1,162	396	49	117	161	327
87	17	22			6,155	108	833	353	1,294	533	43	89	126	258
86	17	20	38	Newport PD	8,305	283	1,238	714	2,235	718	142	313	450	905
87	17	20	51		8,455	267	1,083	921	2,271	743	148	305	600	1053
86	6	11		Toledo PD	3,215	28	191	110	329	126	20	44	60	124
87	6	11	4		3,200	51	180	59	290	130	37	24	50	111
86	3	3		Waldport PD	1,570	7	121	54	182	82	10	16	38	64
87	3	3	2		1,610	22	132	35	189	99	11	38	15	64
86	24	26		State Police		88	319	454	861	265	45	73	381	499
87	23	25	2			70	204	280	554	163	36	39	247	322
86	1	1		O.L.C.C.				5	5				1	1
87								2	2					
86	86	104	39	LINCOLN COUNTY	36,900	574	2,951	1,815	5,340	1,888	312	619	1,223	2,154
87	86	107	64	TOTAL	37,600	606	2,962	1,917	5,485	2,082	321	595	1,273	2,189
% Change						5.6	0.4	5.6	2.7	10.3	2.9	-3.9	4.1	1.6

NUMBER OF POLICE OFFICERS	TOTAL NUMBER OF LAW ENF STAFF	NUMBER OF OFFICER ASSAULTED	AGENCY	POPULATION	CRIMES AGAINST PERSON	CRIMES AGAINST PROPERTY	BEHAVIORAL CRIMES	CRIME TOTAL	INDEX CRIME TOTAL	FOR CRIMES AGAINST PERSONS	FOR CRIMES AGAINST PROPERTY	ARRESTS FOR BEHAVIORAL CRIMES	ARREST TOTAL	
86	50	51	2	LINN CO SO	41,170	410	2,241	1,801	4,452	1,725	186	336	514	1,036
87	51	52	11		41,930	396	2,042	1,795	4,233	1,621	206	306	589	1,101
86	33	44	13	Albany PD	27,950	577	2,615	1,258	4,450	2,124	322	935	861	2,118
87	33	44	17		28,060	581	2,296	1,255	4,132	1,821	346	777	871	1,994
86	16	21		Lebanon PD	10,180	142	1,209	612	1,963	872	59	275	270	604
87	16	22			10,265	153	1,410	598	2,161	1,093	54	245	235	534
86	10	14	10	Sweet Home PD	6,750	262	1,240	501	2,003	858	89	130	193	412
87	11	16	9		6,745	217	979	419	1,615	674	81	167	218	466
86	24	27	4	State Police		192	140	532	864	192	25	35	476	536
87	26	29	3			87	101	550	738	91	25	43	501	569
86				O.L.C.C.				11	11				1	1
87								6	6				1	1
86	133	157	29	LINN COUNTY	86,050	1,583	7,445	4,715	13,743	5,771	681	1,711	2,315	4,707
87	137	163	40	TOTAL	87,000	1,434	6,828	4,623	12,885	5,300	712	1,538	2,415	4,665
% Change						-9.4	-8.3	-2.0	-6.2	-8.2	4.6	-10.1	4.3	-0.9

6-30



TC-9

AGENCY	1987	CRIMES AGAINST PERSONS										CRIMES AGAINST PROPERTY										BEHAVIORAL CRIMES									
		MURDER*	NEG. HOMICIDE	FORCIBLE RAPE*	OTHER SEX CRIMES	KIDNAPING	EXTORTION	ROBBERY*	PURSE-SNATCH*	AGGRAVATED ASSAULT*	SIMPLE ASSAULT	BURGLARY*	LARCENY*	MOTOR VEHICLE THEFT*	ARSON*	FORGERY & COUNTERFEIT	FRAUD	EMBEZZLEMENT	STOLEN PROPERTY	VANDALISM	WEAPON LAWS	PROSTITUTION	DRUG LAWS	GAMBLING	FAMILY OFFENSES	D. U. I. I.	LIQUOR LAWS	DISORDERLY CONDUCT	ALL OTHER (Excp Traffic)	CURFEW	RUNAWAY JUVENILE
LINCOLN CO. SO	off arr clr			2	9	2		1	2	8	64	171	211	18	1	3	19		107	3		40		6	106	4	40	52		16	
Lincoln City PD	off arr clr			6	13	4		5	2	8	70	131	352	27	2	9	107		192	8		17		18	92	58	60	72	1	27	
Newport PD	off arr clr			4	15			10	2	43	193	175	467	29	13	80	103	25	7	184	20		80	3	4	280	57	83	312	15	67
Toledo PD	off arr clr				5	1		1			44	46	71	11	1	4	3		44					1	25	4	1	22	3	6	
Waldport PD	off arr clr				1			1		2	18	35	59	2		3	3		29			2			7	1	7	16	2		
State Police	off arr clr	1	1	5	17	2		3		7	35	64	67	11	5	31	3		5	18	5	31		6	190	25	7	14		2	
O.L.C.C.	off arr clr																									2					
LINCOLN COUNTY TOTAL	off arr clr	1	1	17	60	9		21	6	68	424	622	1227	98	22	130	238	25	26	574	36		170	3	35	700	151	198	488	18	118
	off arr clr			5	23	4		9	1	51	331	112	328	35	9	44	90	4	14	174	33		109		23	700	147	141	384	18	86
LINN CO. SO	off arr clr	2	2	5	68	10		7		45	257	685	777	86	12	40	48		392	17		226	3	25	124	75	197	974	5	149	
Albany PD	off arr clr	1	1	8	74	6	1	28	1	24	438	493	1104	141	21	219	120	1	197	39		154		10	138	166	71	419	115	143	
Lebanon PD	off arr clr			4	22	1		12	1	24	89	182	824	39	7	47	21		289	8		39		30	97	50	164	103	46	61	
Sweet Home PD	off arr clr			2	2	2		4		44	136	170	401	42	8	60	91	2	205	9	1	29		14	35	52	72	159	3	45	
State Police	off arr clr			5	54			4		11	13	16	41	12	2	7	7		7	14		165		1	284	54	4	18		10	
O.L.C.C.	off arr clr			3	6			1		5	10	7	18	5	1	4			1	7		154		1	258	51	1	20		9	
LINN COUNTY TOTAL	off arr clr	3	2	26	240	23	1	55	3	148	933	1546	3147	320	50	373	287	3	10	1092	87	1	613	3	80	678	403	508	1673	169	408
	off arr clr	4	1	13	54	5		24		46	565	280	831	94	19	64	48	2	17	183	55		407		11	619	445	79	518	102	180
	off arr clr	1	2	12	110	8	1	19	2	90	681	266	828	111	17	128	70	2	9	272	79		483		33	678	377	226	1281	167	363

NUMBER OF POLICE OFFICERS	TOTAL NUMBER LAW ENF STAFF	TOTAL NUMBER OF OFFICER ASSAULTED	AGENCY	POPULATION	CRIMES	CRIMES	BEHAVIORAL CRIMES	CRIME TOTAL	INDEX	ARRESTS CRIMES AGAINST PERSONS	ARRESTS CRIMES AGAINST PROPERTY	ARRESTS FOR BEHAVIORAL CRIMES	ARREST TOTAL	
					AGAINST PERSON	AGAINST PROPERTY			CRIME TOTAL					
86	48	60	4	MARION CO SO	73,660	634	3,493	1,852	5,979	2,898	303	443	426	1,172
87	59	75	5		75,910	658	3,984	1,654	6,303	3,329	333	420	457	1,210
86	3	3		Asasville PD	1,465	20	45	29	94	28	8	9	12	29
87	3	4			1,485		22	25	47	12		2	4	6
86	1	1		Aurora PD	525	2	39	28	69	25	2	3	19	24
87	1	1			530	1	59	56	116	38	1	7	15	23
86	1	1	1	Gervais PD	820	5	26	5	36	22	5	5	12	22
87	1	1			840	34	158	127	329	132	11	23	59	93
86	4	4		Hubbard PD	1,785	No Reports								
87	4	4			1,815	No Report								
86	2	2		Jefferson PD	1,730	15	78	33	126	70	14	14	23	51
87	2	2	4		1,775	30	118	77	225	98	25	32	63	120
86	15	16	1	Keizer PD	19,630	245	1,441	712	2,398	1,150	164	259	257	680
87	15	16	4		19,925	285	1,514	881	2,680	1,134	196	212	346	754
86	4	5		Mt Angel PD	2,875	21	203	95	319	138	11	27	67	165
87	4	4	2		2,955	20	141	152	313	105	11	20	86	117
86	122	189	24	Salen PD	82,225	1,829	10,665	6,477	18,971	8,805	1,057	2,503	1,886	5,446
87	127	198	30	Within Marion Co.	84,300	1,755	11,213	6,053	19,021	8,839	1,057	2,249	2,046	5,352
86	9	10		Silverton PD	5,240	65	561	350	976	368	29	93	99	221
87	9	10			5,375	47	562	329	938	437	28	103	95	226
86	9	10		Stayton/Sublinity	6,235	62	491	236	789	309	46	58	53	157
87	9	17			6,460	102	534	345	981	381	45	60	69	174
86	2	2	2	Turner PD	1,225	5	44	58	107	30		8	2	10
87	2	2			1,140	9	38	3	50	20	2		4	6
86	21	32	6	Woodburn PD	11,785	237	1,610	1,214	3,061	1,224	131	273	469	873
87	21	34	1		11,990	219	1,719	1,315	3,253	1,244	105	243	361	709
86	42	47	13	State Police		555	719	1,102	2,376	585	69	111	906	1,086
87	44	51	5			257	467	1,174	1,898	368	56	91	1,026	1,173
86	4	5		O.L.C.C.				48	48				41	41
87	4	5						87	87				69	69
86	287	387	51	MARION COUNTY	209,200	3,695	19,415	12,239	35,349	15,652	1,762	3,749	4,333	9,844
87	305	424	51	TOTAL	214,500	3,424	20,539	12,278	36,241	16,128	1,870	3,462	4,700	10,032
%	Change					-7.3	5.8	0.3	2.5	3.0	6.1	-7.7	8.5	1.9
86	128	195	24	SALEM PD TOTAL	93,300	1,980	1,506	6,889	10,375	9,469	1,139	2,670	1,989	5,798
87	133	204	32		95,375	1,879	11,990	6,556	20,425	9,426	1,142	2,415	2,252	5,809
%						-5.1	696.1	-4.8	96.9	-0.5	0.3	-9.6	13.2	0.2

AGENCY	1987	BEHAVIORAL CRIMES																													
		MURDER*	NEG. HOMICIDE	FORCIBLE RAPE*	OTHER SEX CRIMES	KIDNAPING	EXTORTION	ROBBERY*	PURSE-SNATCH*	AGGRAVATED ASSAULT*	SIMPLE ASSAULT	BURGLARY*	LARCENY*	MOTOR VEHICLE THEFT*	ARSON*	FORGERY & COUNTERFEIT	FRAUD	EMBEZZLEMENT	STOLEN PROPERTY	VANDALISM	WEAPON LAWS	PROSTITUTION	DRUG LAWS	GAMBLING	FAMILY OFFENSES	D.U.I.I.	LIQUOR LAWS	DISORDERLY CONDUCT	ALL OTHER (Except Traffic)	CURFEW	RUNAWAY JUVENILE
MARION CO. SO	off arr clr	5 2 1		17 10 6	113 14 26	12 3 5	1 1 1	42 19 14	10 20 145	257 265 115	899 64 86	1890 255 276	178 27 34	22 4 5	144 13 21	91 4 7		17 5 3	743 48 96	22 10 13	189 59 78			44 5 5	163 138 163	87 111 65	362 6 59	586 98 139	10 4 8	191 31 51	
Aumsville PD	off arr clr										1 1 1	10 2 1	1 1 1		1 1 1				9 3 9						1 1 1	2 1 1		20 3 3		2	
Aurora PD	off arr clr								1 1 1	15 1 2	15 2 2	20 2 2	1 1 1	1 1 1		4 1 1			18 3 9						9 9 9	1 1 1		43 2 4	2 2 2	1 1 1	
Gervais PD	off arr clr			2 1 3	6 1 3	2 1 6		2 2 2	7 2 4	15 6 8	28 1 1	75 15 15	11 2 2	7 1 5	13 1 5	1 1 3			33 7 9	2 2 2	1 1 3	3 1 3	2 1 1	1 1 1	21 17 21	10 11 10	7 5 6	56 19 24		24 4 12	
Hubbard PD	off arr clr																														
Jefferson PD	off arr clr				2 1 1			1 1 1	15 10 13	12 13 8	18 4 4	61 17 12	3 1 1	2 1 1	1 1 1				31 6 7	5 4 4		3 1 2		4 2 2	31 28 31	4 5 2	4 3 4	19 15 13		7 7 4	
Keizer PD	off arr clr	2 2 2		10 3 5	40 11 13	8 3 6		22 8 8	14 9 13	188 160 137	215 40 33	797 130 129	67 8 6	6 6 2	78 6 9	40 1 3			311 23 24	12 4 12	49 30 35		27 2 14	133 127 133	95 48 45	166 18 28	219 48 67	79 43 77	101 26 35		
Mt. Angel PD	off arr clr				3 1 2			3 2 1	8 2 2	6 8 2	13 1 7	78 9 7	3 5 2	8 1 2	1 1 1				38 3 2	3 3 2	5 3 3		1 1 1	46 46 46	10 11 5	37 4 8	38 15 8	5 4 5	7 4 3		
Salem PD Within Marion CO	off arr clr	2 3 4	1 1 2	50 29 35	262 68 134	14 2 10	1	189 94 95	16 30 33	1165 830 872	1962 263 273	6084 1428 1340	432 119 148	49 25 23	439 91 123	293 51 86	2	71 66 69	1881 206 265	118 79 118	5 5 5	399 334 363		74 7 17	375 355 375	768 192 464	884 80 297	2965 837 1585	132 78 132	333 79 331	
Silverton PD	off arr clr	1 1 1		1 1 1	7 3 1			2 3 2	33 20 11	4 18 11	97 68 59	290 2 5	11 3 5	3 9 5	30 9 5	26 8 8			105 6 10	1 1 1	6 1 5		18 2 2	26 24 26	33 21 16	87 9 27	109 26 9	27 13 27	22 6 12		
Stayton, Sublimity PD	off arr clr				15 2 4			5 2 5	5 2 5	76 41 46	75 7 31	283 33 63	11 2 7	1 4 5	9 3 5	14 1 4			141 13 48	3 1 1	17 6 13	1 1 1	7 1 5	15 15 15	21 28 21	157 6 133	107 6 91	13 3 13	4 3 4		
Turner PD	off arr clr			1						8 2 1	4 1 1	15 1 1							19 1 1							2 1 1				2	
Woodburn PD	off arr clr			1 1 1	20 8 11			13 3 4	16 1 9	168 92 138	332 32 43	819 183 226	56 2 18	6 6 15	54 6 28	69 1 28			380 18 62	14 1 13	3 2 2	152 24 95	1 2 14	19 2 14	152 183 152	216 70 82	467 124 300	67 34 66	54 40 52		
State Police	off arr clr			10 1 3	127 11 38	3		7 15 29	53 15 29	57 28 37	67 15 13	195 41 54	30 5 10	6 1 1	28 3 10	78 9 50			59 16 21	18 15 18	135 107 129		4 1 4	195 699 731	1703 1498 1703	1435 668 999	1890 161 637	4787 1275 2694	322 175 322	763 217 521	
O.L.C.C.	off arr clr																									87 69 87					
MARION COUNTY TOTAL	off arr clr	10 9 5	1 1 2	91 45 49	595 120 233	39 8 21	2 1 1	281 132 126	33 90 2	464 1465 265	3726 446 492	10617 2183 2194	804 170 230	101 31 31	806 135 199	618 69 189	2 1 1	97 79 80	3768 79 544	198 119 183	9 566 7	958 344 726	4 1 4	195 12 43	1703 1498 1703	1435 668 999	1890 161 637	4787 1275 2694	322 175 322	763 217 521	
SALEM PD TOTAL	off arr clr	2 3 4	1 1 1	54 32 15	278 74 143	14 2 10	1	204 99 95	16 33 2	1252 898 934	2089 286 408	6483 1536 1468	470 132 155	50 27 24	467 93 125	308 51 87	2 1 1	72 68 73	2049 222 289	126 85 125	5 5 5	414 344 376		85 7 21	404 383 404	866 309 545	951 84 322	3210 868 1704	135 81 135	361 86 356	

\* Indicates Index Crime

NUMBER OF POLICE OFFICERS	TOTAL NUMBER LAW OF ENF OFFICER		AGENCY	POPULATION	CRIMES	CRIMES	BEHAVIORAL CRIMES	CRIME TOTAL	INDEX CRIME TOTAL	ARRESTS	ARRESTS	ARRESTS	ARREST TOTAL	
	STAFF	ASSAULTED			AGAINST PERSON	AGAINST PROPERTY				AGAINST PERSONS	AGAINST PROPERTY	FOR BEHAVIORAL CRIMES		
86	10	11	HALHEUR CO SO	12,180	43	356	200	599	267	10	21	127	158	
87	11	12		12,395	70	277	193	540	240	19	19	98	136	
86	6	10	Nyssa PD	2,725	2	17	2	21	16	3	8	2	13	
87	6	10		2,760	13	65	32	110	56	16	29	90	135	
86	16	22	1	Ontario PD	9,720	182	1,186	532	1,900	53	298	541	892	
87	16	24	1	9,755	219	1,127	541	1,887	853	59	273	484	816	
86	4	4	Vale PD	1,575	14	94	70	178	64	4	31	35	70	
87	4	4		1,590	22	75	127	224	42	4	12	89	105	
86	20	21	2	State Police		11	85	114	210	10	24	105	139	
87	20	21	1			25	54	108	187	11	16	129	156	
86	1	1	O.L.C.C.					8	8			1	1	
87	1	1							3	3				
86	57	69	3	HALHEUR COUNTY	26,200	252	1,738	926	2,916	1,367	80	382	811	1,273
87	58	72	2	TOTAL	26,500	349	1,596	1,004	2,951	1,247	109	349	890	1,348
%	Change					38.5	-8.1	8.4	1.2	-8.8	36.3	-6.6	9.7	5.9

NUMBER OF POLICE OFFICERS	TOTAL NUMBER LAW OF ENF OFFICER		AGENCY	POPULATION	CRIMES	CRIMES	BEHAVIORAL CRIMES	CRIME TOTAL	INDEX CRIME TOTAL	ARRESTS	ARRESTS	ARRESTS	ARREST TOTAL	
	STAFF	ASSAULTED			AGAINST PERSON	AGAINST PROPERTY				AGAINST PERSONS	AGAINST PROPERTY	FOR BEHAVIORAL CRIMES		
86	7	13	MORROW CO SO	3,900	31	124	50	205	100	20	23	35	78	
87	7	13		4,065	43	126	76	245	103	35	24	54	113	
86	4	4	Boardman PD	1,560	10	148	51	209	75	9	21	44	74	
87	4	4		1,560	38	125	47	210	85	18	15	27	60	
86	3	3	1	Heppner PD	1,490	16	62	37	115	12	7	40	59	
87	3	3	1,510	10	51	16	77	30	9	9	16	34		
86	2	2	Irrigon PD	850	7	51	15	73	30	5	29	13	47	
87	2	2		865	11	71	45	127	29	4	19	47	70	
86	2	2	State Police		4	133	24	161	126	3	7	37	47	
87	2	2				9	37	60	106	31	7	17	47	71
86			O.L.C.C.					2	2					
87									2	2				
86	18	24	1	MORROW COUNTY	7,800	68	518	179	765	369	49	85	169	305
87	18	24	0	TOTAL	8,000	111	410	246	767	278	73	86	191	348
%	Change					63.2	-20.8	37.4	0.3	-24.7	49.0	1.2	13.0	14.1

5-31

AGENCY	1987	CRIMES AGAINST PERSONS										CRIMES AGAINST PROPERTY										BEHAVIORAL CRIMES									
		MURDER*	NEG. HOMICIDE	FORCIBLE RAPE*	OTHER SEX CRIMES	KIDNAPING	EXTORTION	ROBBERY*	PURSE-SNATCH*	AGGRAVATED ASSAULT*	SINGLE ASSAULT	BURGLARY*	LARCENY*	MOTOR VEHICLE THEFT*	ARSON*	FORGERY & COUNTERFEIT	FRAUD	EMBEZZLEMENT	STOLEN PROPERTY	VANDALISM	WEAPON LAWS	PROSTITUTION	DRUG LAWS	GAMBLING	FAMILY OFFENSES	D.U.I., I.	LIQUOR LAWS	DISORDERLY CONDUCT	ALL OTHER (Excp Traffic)	CURFEW	RUNAWAY JUVENILE
MALHEUR CO. SO	off arr clr			24 2 2	1		1	1	21 8 8	22 9 14	99 8 8	107 4 6	9 1 4	2	4 1 1	4 2 2		2	52 4 4			9 17 5		6 3 3	23 15 23	10 6 10	17 9 10	116 24 42	7 2 7	5 6 5	
Nyssa PD	off arr clr			1 1 2				4 1 2	6 13 6	12 9 2	38 15 19	1 1 1		1 1 1					13 3 1		1	1 7 1		2 2 15	15 15 6	34 2 6	11 3 4	3 3 3	7 15 1		
Ontario PD	off arr clr			3 3 1	33 2 3	1		2 1 1	3 4 8	19 52 53	110 12 16	689 219 214	25 10 10	2	29 12 15	60 2 4		2	210 17 22		6 6 6	2 13 6		27 3 5	147 141 147	19 149 17	128 40 33	107 62 49	53 45 53	45 31 43	
Vale PD	off arr clr				3				19 4 12	11 2 1	31 7 5	1			6 1 1				26 1 2			5 4 3	1 1 4	11 1 4	17 16 17	15 11 15	32 15 12	13 15 15	1 13 13		
State Police	off arr clr				8				8 4 7	9 7 8	28 1 1	16 13 4	4 1 4		1 1 1	1 1 1			3 3 3		8 7 7	4 32 2			73 73 73	8 2 8	3 2 3	7 3 6	5 4 5		
O.L.C.C.	off arr clr																									3 3 3					
MALHEUR COUNTY TOTAL	off arr clr			4 5 2	70 2			3 1 1	4 52 25	214 17 93	260 32 28	881 258 248	39 14 15	4	35 14 16	71 2 7			6 4 6	302 25 29		14 8 13	2 73 17	1 44 12	275 267 275	61 238 59	180 64 58	262 115 112	76 63 76	63 56 56	
MORROW CO. SO	off arr clr			2 2 1	8 3 4	1			6 6 5	26 24 25	31 3 6	59 14 11	5 2 4		1 3 1	3 6 2			27 2 5			3 8 3		2 1 1	27 27 27	2 3 2	1 14 18	36 2 4	5		
Boardman PD	off arr clr			1 1 1	2 1 1			1 2 4	28 17 20	20 2 5	51 11 31	4 1 3	2 1 2	3	17 1 13				28 1 10		2 2 2	1 4 3		7 7 7	9 3 8	2 1 1	22 10 18				
Heppner PD	off arr clr				1			1 1 1	7 8 7	11 2 3	16 2 3		1 2 1		9 2 1				14 3 4						5 5 5	3 5 3	4 4 4				
Irrigon PD	off arr clr				1			1 1 6	9 3 6	3 2 1	24 4 4	13 1 4	1 6 1	13 1 11	17 2 10			1	12 3 3			3 1 1			8 7 8	3 9 3	3 1 3	24 26 22		4 3 2	
State Police	off arr clr							1 1 1	7 6 7	9 3 4	16 6 9	4 4 4		1 1 1	46 2 25				7 3 4		2 2 2	16 5 16		1 1 1	15 15 15	21 21 21	5 3 3				
O.L.C.C.	off arr clr																									2 2 2					
MORROW COUNTY TOTAL	off arr clr			3 2 2	12 4 5	1		3 2 1	12 7 10	77 58 65	74 12 19	166 37 57	13 8 11	4 8 4	18 5 15	46 2 25			1 12 26		4 4 4	1 18 23		3 1 2	62 61 62	40 38 39	10 7 8	91 57 64		9 5 6	

NUMBER OF POLICE OFFICERS	TOTAL NUMBER LAW OF ENF OFFICER STAFF ASSAULTED		AGENCY	POPULATION	CRIMES			CRIME TOTAL	INDEX CRIME TOTAL	ARRESTS AGAINST PERSONS	ARRESTS AGAINST PROPERTY	ARRESTS FOR BEHAVIORAL CRIMES	ARREST TOTAL	
	AGAINST PERSON	AGAINST PROPERTY			BEHAVIORAL CRIMES									
86	134	168	20	MULTNOMAH CO SO	83,390	1,473	7,580	1,538	10,591	6,994	492	714	600	1,806
87	98	163	23		76,075	1,257	6,403	1,179	8,839	5,952	480	561	637	1,678
86	46	64	11	Gresham PD	42,715	421	2,873	593	3,887	2,401	145	375	363	883
87	71	94	19		55,530	654	3,932	976	5,562	3,300	218	551	568	1,337
86	745	1,032	269	Portland PD	433,000	16,981	68,776	17,878	103,635	66,814	5,269	8,911	12,028	26,208
87	769	975	225		423,280	16,449	68,108	18,609	103,166	65,936	5,043	9,272	12,520	26,835
86	32	33		Ptld Airport PD		17	321	161	499	289	5	23	112	140
87	34	42				12	347	139	498	295	1	28	101	130
86	12	12		Transit Dist. PD *		40	160	75	275	75		4		4
87	5	5				Not A Reporting Agency in 1987								
86	8	9	1	Troutdale PD	7,095	72	416	266	754	399	26	38	174	238
87	9	10	2		7,115	51	421	323	795	337	18	52	224	294
86	10	27	3	State Police		233	394	353	980	179	17	38	291	346
87	14	18	2			90	458	423	971	138	18	26	320	364
86				O.L.C.C.				95	95				64	64
87	11	14						165	165				104	104
86	987	1,345	304	MULTNOMAH COUNTY	566,200	19,237	80,520	20,959	120,716	77,151	5,954	10,103	13,632	29,689
87	1,011	1,321	271	TOTAL	562,000	18,513	79,669	21,814	119,996	75,958	5,778	10,490	14,474	30,742
%	Change					-3.8	-1.1	4.1	-0.6	-1.5	-3.0	3.8	6.2	3.5

6-36

AGENCY	1987	CRIMES AGAINST PERSONS									CRIMES AGAINST PROPERTY										BEHAVIORAL CRIMES									
		MURDER*	NEG. HOMICIDE	FORCIBLE RAPE*	OTHER SEX CRIMES	KIDNAPING	EXTORTION	ROBBERY*	PURSE-SNATCH*	AGGRAVATED ASSAULT*	SIMPLE ASSAULT	BURGLARY*	LARCENY*	MOTOR VEHICLE THEFT*	ARSON*	FORGERY & COUNTERFEIT	FRAUD	EMBEZZLEMENT	STOLEN PROPERTY	VANDALISM	WEAPON LAWS	PROSTITUTION	DRUG LAWS	GAMBLING	FAMILY OFFENSES	D.U.I.I.	LIQUOR LAWS	DISORDERLY CONDUCT	ALL OTHER (Exclpt Traffic)	CUREFW
MULTNOMAH CO. SO	off arr clr	5 5 5		40 6 8	151 27 33	12 1 2	1 32 36	12 1 102	263 94 102	600 315 314	1792 158 158	2908 207 185	704 108 68	55 3 2	51 7 6	114 9 13	20 3 4	6 6 6	753 60 65	5 37 4	1 2 1	67 117 27		34 3 8	209 200 209	2 26 6	8 9 6	401 110 105	36 20 36	417 113 395
Gresham PD	off arr clr	1 1 1		16 4 5	79 19 20	15 4 4	110 37 38	2 33 44	114 128 133	888 62 59	1797 349 315	348 34 38	24 10 8	98 19 23	115 4 22	26 1 4	10 6 9	626 16 77	20 16 20			62 44 52		22 322 331	17 14 16	27 3 3	232 75 102	44 37 44	221 57 189	
Portland PD	off arr clr	65 87 45	1 2 2	407 118 134	1441 293 515	194 11 68	21 4 4	3719 651 838	329 272 1715	5648 3605 2547	15298 1080 990	35611 5901 5261	5403 709 673	479 59 65	1808 436 527	1969 161 387	120 1 31	86 122 81	7334 804 1001	1446 1096 1441	1370 1550 1355	3376 2656 3309	12 10 11	173 13 53	1974 1865 1974	1964 2100 1959	727 565 435	4234 1678 2551	558 394 558	2774 597 2824
Portland Airport PD	off arr clr			1				4	1	6	3	238	46	2	3	11	1	3	40	31	2	17			53	5	6	18	7	
Trousdale PD	off arr clr			2	6		1		39	3	112	152	27	4	2	6	1		117	10		23		1	31	133	1	63	13	48
State Police	off arr clr	1		11 3 1	70 8 73	1	1		2 3 6	5 3 5	7 2 1	94 4 13	23 6 14		94 5 50	226 2 1		7 4 7	7 3 19	19 11 19	1 1 1	121 63 101		3 1 3	231 216 231	9 9 9	8 2 6	25 14 19	6 4 6	
O.L.C.C.	off arr clr																									165 104 164				
MULTNOMAH COUNTY TOTAL	off arr clr	72 94 51	1 2 2	477 131 148	1747 343 649	222 12 74	22 4 4	4004 720 912	347 419 23	5042 4054 3003	18100 1304 1216	40800 6500 5814	6551 868 815	564 72 75	2056 470 618	2441 178 426	168 4 40	112 146 101	8877 949 1177	1531 1186 1514	1374 1554 1359	3666 2904 3522	12 10 11	233 17 66	2829 2684 2829	2295 2381 2281	777 581 454	4973 1915 2825	658 465 658	3466 782 3459

NUMBER OF POLICE OFFICERS	TOTAL NUMBER OF LAW ENF STAFF	NUMBER OF OFFICERS ASSAULTED	AGENCY	POPULATION	CRIMES	CRIMES	BEHAVIORAL CRIMES	CRIME TOTAL	INDEX CRIME TOTAL	ARRESTS	ARRESTS	ARRESTS	ARREST TOTAL	
					AGAINST PERSON	AGAINST PROPERTY				AGAINST PERSONS	AGAINST PROPERTY	FOR BEHAVIORAL CRIMES		
86	10	18	POLK CO SO	15,940	146	445	354	945	367	40	39	63	142	
87	11	15		15,910	109	559	333	1,001	422	22	35	66	123	
86	14	15	Dallas PD	8,930	94	696	332	1,122	489	68	161	243	472	
87	13	15		9,005	105	656	500	1,261	452	82	171	313	566	
86	8	9	Independence PD	4,145	101	458	382	941	362	46	77	114	237	
87	8	9		1	4,150	109	515	370	994	393	79	104	140	323
86	10	11	Monmouth PD	5,510	41	439	310	790	299	31	62	225	318	
87	9	10		5,660	55	375	398	828	229	42	74	224	340	
86	6	6	Salem PD Within Polk Co	11,075	151	841	412	1,404	664	82	167	103	352	
87	6	6		2	11,075	124	777	503	1,404	587	85	166	206	457
86	4	4	State Police		70	36	176	282	27	9	11	104	124	
87	4	4		2		9	21	69	99	17	6	8	54	68
86			O.L.C.C.											
87														
							2	2						
86	52	63	1	POLK COUNTY	45,600	603	2,915	1,966	5,484	2,208	276	517	852	1,645
87	51	59	5	TOTAL	45,800	511	2,903	2,175	5,589	2,100	316	558	1,003	1,877
%	Change					-15.3	-0.4	10.6	1.9	-4.9	14.5	7.9	17.7	14.1



AGENCY	CRIMES AGAINST PERSONS										CRIMES AGAINST PROPERTY										BEHAVIORAL CRIMES									
	MURDER*	NEG. HOMICIDE	FORCIBLE RAPE*	OTHER SEX CRIMES	KIDNAPING	EXTORTION	ROBBERY*	PURSE-SNATCH*	AGGRAVATED ASSAULT*	SIMPLE ASSAULT	BURGLARY*	LARCENY*	MOTOR VEHICLE THEFT*	ARSON*	FORGERY & COUNTERFEIT	FRAUD	EMBEZZLEMENT	STOLEN PROPERTY	VANDALISM	WEAPON LAWS	PROSTITUTION	DRUG LAWS	GAMBLING	FAMILY OFFENSES	D.U.I.I.	LIQUOR LAWS	DISORDERLY CONDUCT	ALL OTHER (Except Traffic)	CURFEW	RUNAWAY JUVENILE
POLK CO. SO	off arr clr	2		2	13	2	6	1	82	202	171	36	1	6	4		2	137	5		11		2	31	10	5	238		31	
							1		19	6	7				1	1		19	3		1			29	9	1	23			
							1		23	5	17				2			17	3				1	31	6	2	86		3	
Dallas PD	off arr clr			1	21	4	8		71	91	332	18	2	24	14			175	18		43		10	89	34	57	132	79	38	
				2	10	3	3		64	14	104	9	1	4	2			31	15		49		1	87	45	21	30	49	16	
				1	14	3	3		54	21	116	10	1	5	6			51	15		40		4	89	33	51	121	78	25	
Independence PD	off arr clr			1	12	1	3		23	84	223	9	4	14	52			128	5		12		2	70	24	87	138	5	27	
				7	7	1	5		65	11	62		5	1	3			18	4		9			68	26	10	22		1	
				10	1		3		63	21	91	3	1	2	25			57	5		10		2	70	24	86	134	5	20	
Menmouth PD	off arr clr			1	3	2	1		41	47	161	11	1	6	48			98	7	3	14		10	62	44	54	111	62	31	
							1		38	4	33	5		3	10			18	2		7			59	68	13	29	26	20	
									30	9	71	5	1	3	21			62	3	3	11		8	62	40	51	97	64	23	
Salem PD Within Polk CO	off arr clr			4	16		15		87	127	399	38	1	28	15			168	8		15		10	29	98	67	244	3	28	
				3	6		5		68	23	108	13	2	2				16	6		10			28	117	4	31	3	7	
				3	9		6		62	35	110	17	1	2	4			24	8		13		4	29	81	25	119	3	25	
State Police	off arr clr	1							6	5	7	1	2					5	1		15		1	41	6		3		2	
									5		4	1						4			7			37	6		2		2	
									6		1							2			11			41	6		1		2	
O.L.C.C.	off arr clr																								2					
POLK COUNTY TOTAL	off arr clr	3		9	66	1	33	1	80	310	1293	113	11	78	133			7	44	3	110		35	253	218	270	866	148	157	
				5	28	4	15		259	58	318	28	8	10	16	1		15	30		83		1	309	271	49	137	77	46	
				4	39	4	13		196	94	406	35	4	12	58			11	35	3	85		19	322	192	215	558	148	98	

NUMBER OF POLICE OFFICERS	TOTAL NUMBER LAW OF ENF OFFICER		AGENCY	POPULATION	CRIMES AGAINST PERSON	CRIMES AGAINST PROPERTY	BEHAVIORAL CRIMES	CRIME TOTAL	INDEX CRIME TOTAL	ARRESTS AGAINST PERSONS	ARRESTS CRIMES AGAINST PROPERTY	ARRESTS FOR BEHAVIORAL CRIMES	ARREST TOTAL	
	ENF	OFFICER												
86	3	4	1	SHERMAN CO SO	2,100	9	37	22	68	23	5	2	12	19
87	3	4			2,100	7	38	15	60	29	5	6	11	22
86	6	6		State Police		11	10	29	50	7	4	2	48	54
87	6	6				9	24	36	69	20	4	8	34	46
86				O.L.C.C.										
87														
86	9	10	1	SHERMAN COUNTY	2,100	20	47	51	118	30	9	4	60	73
87	9	10	0	TOTAL	2,100	16	62	51	129	49	9	14	45	68
% Change						-20.0	31.9	0.0	9.3	63.3		250.0	-25.0	-6.8

NUMBER OF POLICE OFFICERS	TOTAL NUMBER LAW OF ENF OFFICER		AGENCY	POPULATION	CRIMES AGAINST PERSON	CRIMES AGAINST PROPERTY	BEHAVIORAL CRIMES	CRIME TOTAL	INDEX CRIME TOTAL	ARRESTS AGAINST PERSONS	ARRESTS CRIMES AGAINST PROPERTY	ARRESTS FOR BEHAVIORAL CRIMES	ARREST TOTAL	
	ENF	OFFICER												
86	12	15	1	TILLAMOOK CO SO	15,215	53	440	262	755	365	26	68	187	281
87	12	14			14,915	72	436	438	946	354	40	63	304	407
86	2	2		Garibaldi PD	1,040	6	46	25	77	40	5	13	26	44
87	2	2			1,045	3	47	13	63	42	6	18	18	42
86	3	3		Rockaway PD	1,215	16	55	43	114	45	9	24	64	97
87	3	3			1,280	15	52	72	139	51	12	20	89	121
86	7	8		Tillamook PD	3,830	55	230	159	444	170	38	114	245	397
87	8	9			3,760	45	175	105	325	132	30	95	146	271
86	14	15	1	State Police		255	365	503	1,123	148	30	26	296	352
87	16	17	2			65	75	359	499	73	34	12	316	362
86				O.L.C.C.				2	2					
87														
86	38	43	2	TILLAMOOK COUNTY	21,300	385	1,136	994	2,515	768	108	245	818	1,171
87	41	45	2	TOTAL	21,000	200	785	987	1,972	652	122	208	873	1,203
% Change						-48.1	-30.9	-0.7	-21.6	-15.1	13.0	-15.1	6.7	2.7

AGENCY	1987	CRIMES AGAINST PERSONS									CRIMES AGAINST PROPERTY										BEHAVIORAL CRIMES										
		MURDER*	NEG. HOMICIDE	FORCIBLE RAPE*	OTHER SEX CRIMES	KIDNAPING	EXTORTION	ROBBERY*	PURSE-SNATCH*	AGGRAVATED ASSAULT*	SIMPLE ASSAULT	BURGLARY*	LARCENY*	MOTOR VEHICLE THEFT*	ARSON*	FORGERY & COUNTERFEIT	FRAUD	EMBEZZLEMENT	STOLEN PROPERTY	VANDALISM	WEAPON LAWS	PROSTITUTION	DRUG LAWS	GAMBLING	FAMILY OFFENSES	D.U.I. I.	LIQUOR LAWS	DISORDERLY CONDUCT	ALL OTHER (Except Traffic)	CURFEW	RUNAWAY JUVENILE
SHERMAN CO. SO	off arr clr						1 3 1	1	5	7 3 2	20 1 1					3 2 1			8			1 1 1		2		2 2 2	1 1 1		7 7 3		2
State Police	off arr clr			1	2			3	3	3	11	1	1	1	1	4		2	1			1				23	9		3		
O.L.C.C.	off arr clr				1			3	3						4		2	2	1							23	9		1		
SHERMAN COUNTY	off arr clr			1	2		1	4	8	10	31	1	1	1	7		2	9				2		2	25	10		10		2	
TILLAMOOK CO. SO	off arr clr	1 2 2	2	2	22	1		19	27	141	166	23	2	3	11		2	88	9		38		7	111	92	36	103	4	38		
Garibaldi PD	off arr clr			1	1		1	18	18	17	24	8	1	2	3		2	18	7		37		2	111	92	25	70	4	20		
Rockaway PD	off arr clr				1		1	2	9	18	27	1						6	2		10	1		25	19		15				
Tillamook PD	off arr clr			3	8		1	2	31	16	97	11	2	9	12			28	2		14		1	34	25	14	8	5	2		
State Police	off arr clr	2		1	30	1	5	6	20	25	27	6	1		2		1	13	4		4		1	192	75	1	34		4		
O.L.C.C.	off arr clr							1	1																						
TILLAMOOK COUNTY	off arr clr	3 2 2	7 3	62 19	1	1	7 2	29 23	87 71	211 53	345 102	42 15	5 1	14 6	26 3		3 2	139 26	17 7		112 93	1 1	9	370 353	211 263	53 43		9 6	44 7		
TOTAL	off arr clr	2	4	42	1		2	27	69	34	91	13	1	4	9		3	33	15		101		4	370	212	42	111	9	25		

\* Indicates Index Crime

NUMBER OF POLICE OFFICERS	TOTAL LAW ENF STAFF	NUMBER OF OFFICER ASSAULTED	AGENCY	POPULATION	CRIMES	CRIMES	BEHAVIORAL CRIMES	CRIME TOTAL	INDEX CRIME TOTAL	ARRESTS	ARRESTS	ARRESTS	ARREST TOTAL
					AGAINST PERSON	AGAINST PROPERTY				AGAINST PERSONS	AGAINST PROPERTY	FOR BEHAVIORAL CRIMES	
86	11	13	UMATILLA CO SO	20,710	47	171	150	368	123	22	28	105	155
87	11	19		19,865	60	295	208	563	241	33	37	126	196
86	2	2	Athena PD	945		42	2	44	21	2	3	5	10
87	2	2		945	4	31	5	40	20	3	8	6	17
86	15	20	2	Hermiston PD	9,890	153	1,278	406	1,837	49	217	367	633
87	15	21	5		9,870	210	1,044	492	1,746	66	257	441	764
86	7	12		Milton-Freeewater PD	5,745	92	799	281	1,172	58	156	315	529
87	7	12	2		5,730	123	605	298	1,026	49	110	357	516
86	20	28	7	Pendleton PD	14,445	200	1,030	882	2,112	119	291	774	1,184
87	22	31	5		14,610	214	1,124	988	2,326	89	319	840	1,248
86	3	5		Pilot Rock PD	1,620	6	47	34	87	2	14	27	43
87	2	2			1,605	6	43	54	103	4	23	36	63
86	3	3		Stanfield PD	1,655	7	101	34	142	6	53	35	94
87	3	3	1		1,635	13	83	51	147	13	30	42	85
86	5	8	1	Umatilla PD	2,965	51	300	156	507	29	50	99	178
87	6	7	1		3,120	61	288	119	468	24	48	92	164
86	8	12		Umatilla Tribal PD		39	70	94	203	22	13	63	98
87	8	13	1			42	57	129	228	8	12	109	129
86	1	1		Weston PD *	725		2	2	4		1	1	2
87	1	1	1		720	3	10	16	29	1	3	11	15
86	46	50	3	State Police		199	545	443	1,187	83	161	424	668
87	43	46				149	493	502	1,144	61	141	431	633
86	2	3		O.L.C.C.				13	13			5	5
87	2	3						12	12			4	4
86	123	157	13	UMATILLA COUNTY	58,700	794	4,385	2,497	7,676	392	987	2,220	3,599
87	122	160	16	TOTAL	58,100	885	4,073	2,874	7,832	351	988	2,495	3,834
%	Change					11.5	-7.1	15.1	2.0	-10.5	0.1	12.4	6.5

AGENCY	1987	CRIMES AGAINST PERSONS									CRIMES AGAINST PROPERTY											BEHAVIORAL CRIMES									
		MURDER*	NEG. HOMICIDE	FORCIBLE RAPE*	OTHER SEX CRIMES	KIDNAPING	EXTORTION	ROBBERY*	PURSE-SNATCH*	AGGRAVATED ASSAULT*	SIMPLE ASSAULT	BURGLARY*	LARCENY*	MOTOR VEHICLE THEFT*	ARSON*	FORGERY & COUNTERFEIT	FRAUD	EMBEZZLEMENT	STOLEN PROPERTY	VANDALISM	WEAPON LAWS	PROSTITUTION	DRUG LAWS	GAMBLING	FAMILY OFFENSES	D.U.I.I.	LIQUOR LAWS	DISORDERLY CONDUCT	ALL OTHER (Excp't Traffic)	CURFEW	RUNAWAY JUVENILE
UMATILLA CO. SO	off arr clr			8 4 1	6 2 2				1 12 13	21 15 19	24 15 19	72 9 8	127 16 20	10 1 4	2 2 2	7 2 1	12 1 1			65 11 18	1 1 1		39 24 30		2 1 1	22 22 22	42 41 41	9 2 2	67 31 43		26 5 15
Athens PD	off arr clr			1 1 1								5 3 2	14 3 4							12 5 2						3 3 3	1				2 2 2
Hermiston PD	off arr clr	1 1 1		1 8 24		1		1	1	152 57 102	156 33 39	500 171 177	30 10 13	1 1 1	49 6 13	146 9 42			5	162 22 38	5 3 4		22 16 19		11 8	165 159 165	101 106 101	20 12 15	54 41 35	113 91 113	2 13 2
Milton- Freewater PD	off arr clr			4 2 1	21 7 11	1	1	4	1	87 32 43	98 9 5	320 70 79	22 3 6	1 3 3	17 1 2	41 2 2	3 2 1			103 22 11	2 2 2		4 7 3		10 1 7	46 43 46	13 16 9	85 16 66	93 180 61	35 33 35	11 4 11
Pendleton PD	off arr clr			3 1 2	28 4 6			7	1	28 11 16	147 73 107	200 48 59	532 186 199	43 22 19	3 7 16	44 7 20	78 8 3	5	1	218 46 61	13 5 11		44 32 43		9 3 7	170 155 170	170 237 170	31 28 31	300 219 257	114 98 114	137 63 121
Pilot Rock PD	off arr clr									6 4 3		10 1 1	11 3 2	2 3 1		1				19 16 9					4 1 1	7 7 7	11 11 11	1 1 1	26 12 10	5 4 4	
Stanfield PD	off arr clr			1 1 1	1 1 1			1		11 12 11	21 10 9	29 8 7	5 2 3	2 1 1	1	2				23 6 3			1 1 1			34 33 34	3 3 2	4 2 4	6 3 6	3 3 2	
Umatilla PD	off arr clr	1		2 5				1		6 2 2	46 22 19	49 18 16	147 9 29	10 2 6	1 2 1	6 3 2			66 14 16	4 1 4		4 5 4			73 69 73	3 3 3	4 3 4	25 10 14	6 1 2		
Umatilla Tribal PD	off arr clr			7 1 2						6 7 16	29 3 9	15 4 9	17 1 5	8 1 5		3 1 3				9 2 4	2 1 2	1	2 3 1		9 1 7	62 60 62	14 36 10	5 4 4	7 4 5	27 4 18	
Weston PD	off arr clr			1						3 1 3		4 2 1	6 1 3													3 2 3	3 7 3	4 2 4	6 2 5		
State Police	off arr clr			9 1 7	56 11 42	1 1	1			31 9 21	50 40 40	168 29 29	188 65 80	37 9 8	12 6 3	30 9 20	8			47 21 24	2 2 1	1	91 74 36		1 1 1	277 271 277	52 46 50	4 3 3	62 25 38	13 9 13	
O.L.C.C.	off arr clr																										12 4 12				
UMATILLA COUNTY	off arr clr	2 1 1		28 9 14	177 34 88	2 3	13	4	104 41 61	552 261 363	798 162 176	1891 536 609	167 53 65	22 13 6	157 25 53	301 22 72	8	5	724 165 186	29 15 25	2	207 162 137		46 7 32	862 824 862	424 566 412	167 69 134	649 525 474	264 224 264	230 103 188	
TOTAL	off arr clr	1		14	88	1	5	61	363	176	609	65	6	53	72	4	4	186	25	137				32	862	412	134	474	264	188	

NUMBER OF POLICE OFFICERS	TOTAL NUMBER LAW OF ENF OFFICER		AGENCY	POPULATION	CRIMES AGAINST PERSON	CRIMES AGAINST PROPERTY	BEHAVIORAL CRIMES	CRIME TOTAL	INDEX CRIME TOTAL	ARRESTS AGAINST PERSONS	ARRESTS CRIMES AGAINST PROPERTY	ARRESTS FOR BEHAVIORAL CRIMES	ARREST TOTAL	
	STAFF	ASSAULTED												
86	3	4	UNION CO SO		6	48	14	68	38	3	9	20	32	
87	4	5		8,200	8	89	37	134	63	6	10	38	54	
86	4	6	Elgin PD	1,645	10	56	15	81	40	9	15	30	54	
87	4	5	1	1,675	12	53	46	111	42	18	41	91	150	
86	16	25	La Grande PD	11,475	120	783	251	1,154	579	91	202	230	523	
87	15	24		11,435	92	652	353	1,097	446	100	228	342	670	
86	2	2	2	Union PD	1,990	17	78	54	149	11	3	13	27	
87	2	2	1		1,990	19	82	24	125	18	23	20	61	
86	17	19	1	State Police	102	151	212	465	125	30	68	155	253	
87	17	19			59	122	378	559	106	26	56	324	406	
86				O.L.C.C.			2	2						
86							11	11				3	3	
86	42	56	3	UNION COUNTY	15,110	255	1,115	548	1,919	144	297	448	889	
87	42	55	2	TOTAL	23,300	190	998	849	2,037	168	358	818	1,344	
% Change						-25.5	-10.6	54.9	6.1	-16.2	16.7	20.5	82.6	51.2

NUMBER OF POLICE OFFICERS	TOTAL NUMBER LAW OF ENF OFFICER		AGENCY	POPULATION	CRIMES AGAINST PERSON	CRIMES AGAINST PROPERTY	BEHAVIORAL CRIMES	CRIME TOTAL	INDEX CRIME TOTAL	ARRESTS AGAINST PERSONS	ARRESTS CRIMES AGAINST PROPERTY	ARRESTS FOR BEHAVIORAL CRIMES	ARREST TOTAL	
	STAFF	ASSAULTED												
86	6	10	1	WALLOWA CO SO	5,185	23	180	69	272	14	57	65	136	
87	4	8			5,145	20	135	68	223	17	32	64	113	
86	4	4		Enterprise PD	2,015	5	82	48	135	6	17	47	70	
87	4	4			2,005	6	98	21	125	2	14	17	33	
86	3	3	1	State Police		1	20	14	35	1	8	27	36	
87	4	4	1			4	3	34	41	2		36	38	
86				O.L.C.C.				1	1					
87														
86	13	17	2	WALLOWA COUNTY	7,200	29	282	132	443	21	82	139	242	
87	12	16	1	TOTAL	7,150	30	236	123	389	21	46	117	184	
% Change						3.4	-16.3	-6.8	-12.2	-24.1	0.0	-43.9	-15.8	-24.0

AGENCY	1987	CRIMES AGAINST PERSONS										BEHAVIORAL CRIMES																		
		MURDER*	NEG. HOMICIDE	FORCIBLE RAPE*	OTHER SEX CRIMES	KIDNAPING	EXTORTION	ROBBERY*	PURSE-SNATCH*	AGGRAVATED ASSAULT*	SIMPLE ASSAULT	BURGLARY*	LARCENY*	MOTOR VEHICLE THEFT*	ARSON*	FORGERY & COUNTERFEIT	FRAUD	EMBEZZLEMENT	STOLEN PROPERTY	VANDALISM	WEAPON LAWS	PROSTITUTION	DRUG LAWS	GAMBLING	FAMILY OFFENSES	D.U.I.I.	LIQUOR LAWS	DISORDERLY CONDUCT	ALL OTHER (Except Traffic)	CURFEW
UNION CO. SO	off arr clr			1	4				2	1	26	32	2			4			25			3		3	4	5	1	18		3
Elgin PD	off arr clr			1	1			6	5	20	12	3	1	2	2			13		6	1	2		1	19	6	4	6	10	1
LaGrande PD	off arr clr			2	19	1		60	10	76	284	23	1	27	122			119	3	34	3	1	14	5	92	84	17	93	9	35
Union PD	off arr clr			1	12	1		75	11	26	120	7		7	33			3	3	1	7			5	91	122	30	64	2	17
State Police	off arr clr	1		4	29	1	1	8	15	28	41	17	6	5	8	2		17	3	3	2	70		2	129	123	2	34	14	
O.L.C.C.	off arr clr																									11				
UNION COUNTY	off arr clr	1		7	55	2	1	78	46	170	394	50	8	34	139			203	7		87		11	249	233	32	154	19	56	
TOTAL				6	32	1		71	41	50	150	30	2	13	79			53	7	2	62	1	7	249	224	27	113	19	48	
WALLOWA CO. SO	off arr clr			3					17	18	72	5	1	2				2	35	1		1	1	1	20	11	1	25	2	6
Enterprise PD	off arr clr			2				1	3	8	31	3		8	37			11	1				2	3	4	3	1	8	3	
State Police	off arr clr			1	1			1	1	1	2											4			15	12	1	2		
O.L.C.C.	off arr clr																													
WALLOWA COUNTY	off arr clr			6	1			2	21	27	105	8	9	39			2	46	2	2	5		3	38	27	2	35	5	6	
				3	1			1	16	4	16	4	4	2			2	14	1	2	5		1	36	35	4	32	5		
				3	1			1	19	3	23	5	4	11			2	12	1	2	5			38	26	2	30	5	3	

\* Indicates Index Crime

NUMBER OF POLICE OFFICERS	TOTAL NUMBER LAW OF OFFICER		AGENCY	POPULATION	CRIMES AGAINST PERSON	CRIMES AGAINST PROPERTY	BEHAVIORAL CRIMES	CRIME TOTAL	INDEX CRIME TOTAL	ARRESTS CRIMES AGAINST PERSONS	ARRESTS CRIMES AGAINST PROPERTY	ARRESTS FOR BEHAVIORAL CRIMES	ARREST TOTAL	
	ENF	STAFF												
86	107	138	7	WASHINGTON CO SO	152,510	764	6,193	1,825	8,782	5,275	352	1,259	1,008	2,619
87	85	111	14		153,210	770	5,416	2,087	8,273	4,627	403	1,024	1,356	2,783
86				Banks PD	500		33	1	34	25		11		11
87	1	1			500	2	40	3	45	29	1	4	3	6
86	52	61	2	Beaverton PD	35,025	338	2,991	1,084	4,413	2,440	100	592	785	1,477
87	50	62	1		36,235	332	3,183	953	4,468	2,659	108	648	599	1,355
86	9	10		Cornelius PD	5,075	52	384	207	643	346	30	128	175	333
87	9	10	1		5,130	59	422	173	654	361	34	77	187	298
86	17	23		Forest Grove PD	11,930	139	1,018	266	1,423	783	66	173	163	402
87	17	22			12,000	155	1,213	296	1,664	876	78	166	155	399
86	1	1	1	Gaston PD	555	1	11	6	18	9	2	10	6	18
87	1	1			560	1	7	5	13	6	3	7	8	18
86	39	45	4	Hillsboro PD	30,520	430	1,969	1,274	3,673	1,644	314	480	1,057	1,851
87	38	44	12		31,390	491	1,863	1,213	3,567	1,566	354	473	861	1,688
86	1	1		King City PD	1,965	4	15	2	21	13	1	1		2
87	2	2			2,015	4	52		56	36		3	1	4
86	1	1		North Plains PD	950	5	42	12	59	21	2	8	13	23
87	1	1			1,025	2	41	14	57	32	7	1	8	16
86	5	5		Sherwood PD	2,880	42	186	174	402	143	30	61	142	233
87	5	5	1		2,910	40	208	152	400	146	29	41	121	191
86	28	35	3	Tigard PD	20,765	220	1,703	439	2,362	1,385	83	315	339	737
87	31	41	5		23,335	231	2,018	572	2,821	1,678	95	501	388	984
86	12	13		Tualatin PD	10,625	70	894	206	1,170	735	35	158	182	375
87	13	14			11,690	50	938	134	1,122	779	28	142	141	311
86	38	41	9	State Police		212	692	505	1,409	264	48	99	488	635
87	36	38	7			133	186	665	984	149	56	44	618	718
86				O.L.C.C.				15	15				8	8
87								32	32				16	16
86	310	374	26	WASHINGTON COUNTY	273,300	2,277	16,131	6,016	24,424	13,083	1,063	3,295	4,366	8,724
87	289	352	41	TOTAL	280,000	2,270	15,587	6,299	24,156	12,944	1,196	3,131	4,462	8,789
%	Change					-0.3	-3.4	4.7	-1.1	-1.1	12.5	-5.0	2.2	0.7



5-17

AGENCY	1987	CRIMES AGAINST PERSONS										CRIMES AGAINST PROPERTY										BEHAVIORAL CRIMES									
		MURDER*	NEG. HOMICIDE	FORCIBLE RAPE*	OTHER SEX CRIMES	KIDNAPING	EXTORTION	ROBBERY*	PURSE-SNATCH*	AGGRAVATED ASSAULT*	SIMPLE ASSAULT	BURGLARY*	LARCENY*	MOTOR VEHICLE THEFT*	ARSON*	FORGERY & COUNTERFEIT	FRAUD	EMBEZZLEMENT	STOLEN PROPERTY	VANDALISM	WEAPON LAWS	PROSTITUTION	DRUG LAWS	GAMBLING	FAMILY OFFENSES	D.U.I.	LIQUOR LAWS	DISORDERLY CONDUCT	ALL OTHER (Except Traffic)	CURFEW	RUNAWAY JUVENILE
WASHINGTON CO. SO	off arr clr	2 1 1	42 17 22	152 54 75	23 8 6	1	79 39 29	7 16 19	34 268 284	430 268 284	1625 202 256	2444 622 630	371 72 82	23 4 6	66 18 28	84 18 24	15 3 8	3 4 3	785 81 109	9 10 8	1 1 1	102 125 87		21 5 12	408 398 408	168 341 158	185 22 39	695 344 179	103 60 103	396 50 211	
Banks PD	off arr clr							2	1		12	14 4 3	1						13							3 3					
Beaverton PD	off arr clr		4	69 15 25	8 1 1		59 17 25	9 4 10	169 71 105	655 52 99	1769 442 518	141 32 47	9 77 61	66 46 20	84 20 46	15 7 3	3 14 12	785 437 101	9 18 17	1 10 17		194 140 178		13 3 5	173 157 173	87 95 84	249 94 147	113 57 72	4 2 4	103 41 102	
Cornelius PD	off arr clr		4 2 2	10 2 3			2 2 2	4 6 5	12 22 20	115 18 14	191 41 47	24 5 4	9 1 1	19 4 11	17 1 3	3 1 2		44 6 7	1 1 4		10 39 8			1	88 88 88	16 32 16	8 9 4	15 8 4	4 4 4	31 6 20	
Forest Grove PD	off arr clr		5 1 1	20 6 13	2		8 2 1		12 3 7	108 21 73	236 98 127	563 7 10	45 7 1	7 2 7	30 8 14	3 9		299 21 46	4 3 4		5 4 4			5 3 3	32 31 32	31 34 31	87 27 35	37 14 16	15 15 15	80 24 70	
Gaston PD	off arr clr			1 1 1					2		3 3 1	3 1	2					1 1 1	1 1 1						5 5 5	2					
Hillsboro PD	off arr clr		17 4 7	54 13 17	4 1 1		31 20 19	17 5 2	363 311 300	447 77 63	939 278 272	96 27 28	14 2 2	68 23 47	19 1 4		7 9 7	273 56 56	31 14 30		83 52 82	1 2 1	6 1 3	291 283 291	193 204 192	248 110 148	172 126 145	57 40 57	131 29 75		
King City PD	off arr clr						2 2				8 22 1			4 4	4 4			12 2								1					
North Plains PD	off arr clr			1					1 7		6 24			2 1	1 1			7				1 4				5 3 5		5			3 1
Sherwood PD	off arr clr			9 3 3	1		1		29 26 23	40 7 7	93 15 16	12 2 3		4 1 1	5 4 3			54 12 17	1 18 1		16 15 15				57 51 57	14 18 13	10 5 9	19 17 15		35 15 23	
Tigard PD	off arr clr		4	26 7 8	3 3 2		51 19 15	25 3 3	106 63 77	406 28 42	1087 386 358	81 12 13	8 1 20	48 15 29	85 17 29			302 40 67	14 8 10		61 50 57			7 1 3	88 84 88	80 103 75	22 17 14	142 50 65	53 37 53	105 38 82	
Tualatin PD	off arr clr	1 2 1		10			9 1 1	4 2 2	23 23 19	182 12 7	545 108 75	33 5 3	2 4 3	19 4 3	27 5 5			130 8 7	1 1 1		2 3		2	48 47 48	2 57 2	2 3 1	35 20 9	8 7 8	34 3 18		
State Police	clr arr clr	1 2	4 2	78 16 63	1 1		1 1		19 11 16	29 26 24	25 5 24	64 23	5 1	35 4	12 4 13			1 1 1	14 3 7	9 5 8		26 10 15		4	580 565 580	25 24 25	1 10 1	15 10 10		5 4 4	
O.L.C.C.	clr arr clr																									32 16 32					
WASHINGTON COUNTY	off arr clr	4 4 2	1	80 24 209	430 117 209	42 13 11	2 1 1	243 100 91	68 50 69	116 886 925	3760 425 523	7758 2019 2070	838 172 194	77 11 10	371 123 187	361 75 141	25 5 13	26 24 417	2371 277 417	87 53 79	1 1 1	500 442 446	1 2 1	59 13 26	1775 1713 1775	651 930 628	812 287 398	1428 646 515	244 165 244	923 211 605	

NUMBER OF POLICE OFFICERS	TOTAL NUMBER LAW OF		AGENCY	POPULATION	CRIMES AGAINST PERSON	CRIMES AGAINST PROPERTY	BEHAVIORAL CRIMES	CRIME TOTAL	INDEX CRIME TOTAL	ARRESTS CRIMES AGAINST PERSONS	ARRESTS CRIMES AGAINST PROPERTY	ARRESTS FOR BEHAVIORAL CRIMES	ARREST TOTAL	
	ENF STAFF	OFFICER ASSAULTED												
86	15	23	4	WASCO CO SO	10,970	72	399	249	720	280	45	64	181	290
87	15	21	8		10,135	106	420	309	835	313	55	89	423	567
86	15	17	3	The Dalles PD	10,630	239	1,029	341	1,609	822	134	286	220	640
87	16	18	3		10,265	227	1,215	466	1,908	934	128	285	323	736
86	21	23	7	State Police		27	67	416	510	59	17	29	344	390
87	21	23	2			24	63	250	337	51	9	17	230	256
86				O.L.C.C.				2	2				3	3
87								2	2				2	2
86	51	63	14	WASCO COUNTY	21,600	338	1,495	1,008	2,841	1,161	196	379	748	1,323
87	52	62	13	TOTAL	20,400	357	1,698	1,027	3,082	1,298	192	391	978	1,561
% Change						5.6	13.6	1.9	8.5	11.8	-2.0	3.2	30.7	18.0

NUMBER OF POLICE OFFICERS	TOTAL NUMBER LAW OF		AGENCY	POPULATION	CRIMES AGAINST PERSON	CRIMES AGAINST PROPERTY	BEHAVIORAL CRIMES	CRIME TOTAL	INDEX CRIME TOTAL	ARRESTS CRIMES AGAINST PERSONS	ARRESTS CRIMES AGAINST PROPERTY	ARRESTS FOR BEHAVIORAL CRIMES	ARREST TOTAL	
	ENF STAFF	OFFICER ASSAULTED												
86	1	1		WHEELER CO SO	1,500	5	28	23	56	20	1	4	12	17
87	1	1			1,400	4	42	11	57	24	2	9	9	20
86	1	1		State Police		3	37	5	45	10		1	7	8
87	1	1				2	2	4	8	3			3	3
86				O.L.C.C.				1	1				1	1
87														
86	2	2		WHEELER COUNTY	1,500	8	65	29	102	30	1	5	20	26
87	2	2		TOTAL	1,400	6	44	15	65	27	2	9	12	23
% Change						-25.0	-32.3	-48.3	-36.3	-10.0	100.0	80.0	-40.0	-11.5

AGENCY	1987	CRIMES AGAINST PERSONS									CRIMES AGAINST PROPERTY											BEHAVIORAL CRIMES									
		MURDER*	NEG. HOMICIDE	FORCIBLE RAPE*	OTHER SEX CRIMES	KIDNAPING	EXTORTION	ROBBERY*	PURSE-SNATCH*	AGGRAVATED ASSAULT*	SINGLE ASSAULT	BURGLARY*	LARCENY*	MOTOR VEHICLE THEFT*	ARSON*	FORGERY & COUNTERFEIT	FRAUD	EMBEZZLEMENT	STOLEN PROPERTY	VANDALISM	WEAPON LAWS	PROSTITUTION	DRUG LAWS	GAMBLING	FAMILY OFFENSES	D. U. I. I.	LIQUOR LAWS	DISORDERLY CONDUCT	ALL OTHER (Excl Traffic)	CURFEW	RUNAWAY JUVENILE
WASCO CO. SO	off arr clr	1		15 6 7	1		3 1 1		17 4 12	69 44 52	105 37 28	162 24 30	23 8 12	2 2 1	11 2 5	13		4	104 14 24	1		12 9 6		5 1 3	115 112 115	31 54 29	60 23 43	61 219 32	1 1 1	23 4 15	
The Dalles PD	off arr clr	1		8 25 2 9 6 1			7 1 3		22 164 11 105 15 113	222 164 52 105 53 113	222 623 52 165 53 183	46 17 17	5 27 11	6 6 11	36 3 12	1 1 1		1	255 40 52	12 9 11		10 10 8		15 1 6	58 56 58	69 91 67	99 51 52	98 66 76	27 21 27	78 18 50	
State Police	off arr clr	1 1 1		2 4 1 2	1				12 6 4 4 5	6 239 153 170	13 18 4 7 2	3 16 3 7 4	5 6 1 1 3	6 11 1 1 3	11 3 3				12 1 2 3	1 1 1		38 32 35		2 2 2	194 182 194	16 14 16	6 4 5	8 11 6		3 3 3	
O.L.C.C.	off arr clr																														
WASCO COUNTY TOTAL	off arr clr	3 1 1		10 2 6	44 16	2	10 2 4		51 19 39	239 153 170	340 931 83	800 196 217	72 27 30	12 1 1	44 9 19	60 6 17	1 1 1		371 56 79	14 9 13		55 51 49		22 2 11	367 350 367	118 161 114	165 78 100	167 296 114	28 22 28	104 25 68	
WHEELER CO. SO	off arr clr								4 2 3		10 13 2 3	1 2 1		14 2 14					4 5							1 2 1	3 3 3	4 3 4	3 1 1		
State Police	off arr clr							1	1				2												1 1 1		1 1 2				
O.L.C.C.	off arr clr																														
WHEELER COUNTY TOTAL	off arr clr							1	5 2 3		10 13 2 3	3 2 1		14 2 14					4 5							2 3 2	3 3 3	4 4 4	6 2 3		

6-50

NUMBER OF POLICE OFFICERS	TOTAL LAW ENF OFFICERS	NUMBER OF OFFICERS ASSAULTED	AGENCY	POPULATION	CRIMES AGAINST PERSON	CRIMES AGAINST PROPERTY	BEHAVIORAL CRIMES	CRIME TOTAL	INDEX CRIME TOTAL	ARRESTS CRIMES AGAINST PERSONS	ARRESTS CRIMES AGAINST PROPERTY	ARRESTS FOR BEHAVIORAL CRIMES	ARREST TOTAL
86	28	35	YANHILL CO SO	20,415	144	860	1,016	2,020	629	59	121	294	474
87	28	35		21,010	150	903	1,066	2,119	625	94	117	271	482
86	3	3	Amity PD *	1,050	1	9	7	17	9	5	9	16	30
87	3	3		1,050		5	2	7	3		6	6	12
86	1	1	Carlton PD	1,270	1	14	1	16	13	1		2	3
87	1	1		1,285	5	9	4	18	6	5	7	5	17
86	1	1	Dayton PD	1,425	6	66	45	117	44	4	10	33	47
87				1,470	3	13		16	10	3	2	1	6
86	2	2	Dundee PD	1,410	16	77	124	217	40	9	25	59	93
87	2	2		1,445	8	56	31	95	45	8	7	25	40
86	20	25	McMinnville PD	15,460	176	1,537	1,310	3,023	1,211	85	327	475	887
87	20	25		15,875	186	1,572	1,571	3,329	1,126	82	327	493	902
86	18	27	Newberg PD	11,200	68	670	300	1,038	535	29	128	201	358
87	18	27		11,295	116	805	514	1,435	653	66	204	274	544
86	3	3	Sheridan PD	2,435	34	243	135	412	173	15	25	33	73
87	3	3		2,470	42	224	254	530	128	29	29	43	101
86	3	4	Willamina PD	1,789	11	94	34	139	71	9	27	41	77
87	2	2		1,800	2	83	21	106	57	7	20	26	53
86	1	1	Yanhill PD	655		5		5	5		1	2	3
87	1	1		700	4	10	1	15	6	4	6	1	11
86	19	20	State Police		26	29	121	176	34	6	6	126	138
87	17	18			29	43	174	246	33	15	15	156	186
86			O.L.C.C.				6	6				3	3
87							5	5				3	3
86	99	122	6 YANHILL COUNTY	57,100	483	3,604	3,099	7,186	2,764	222	679	1,285	2,186
87	95	117	10 TOTAL	58,400	545	3,723	3,653	7,921	2,692	313	740	1,304	2,357
% Change					12.8	3.3	17.9	10.2	-2.6	41.0	9.0	1.5	7.8
86	4,249	5,634	790 STATE OF OREGON	2,659,500	46,743	232,278	101,484	380,505	193,933	18,891	39,943	62,424	121,258
87	4,303	5,675	770 TOTALS	2,690,000	44,660	231,594	106,802	383,056	192,718	18,992	40,204	67,710	126,906
% Change								0.7	-0.6	0.5	0.7	8.5	4.7
86	814	956	125 State Police		4,173	9,308	12,280	25,761	6,619	1,214	1,969	10,350	13,533
87	837	995	96 Totals		2,989	6,151	12,856	21,996	4,838	1,184	1,662	10,628	13,474
% Change					-28.4	-33.9	4.7	-14.6	-26.9	-2.5	-15.6	2.7	-0.4
86	43	53	O.L.C.C.				336	336				206	206
87	43	66	Totals				476	476				266	266
% Change							41.7	41.7				29.1	29.1

AGENCY	1987	CRIMES AGAINST PERSONS									CRIMES AGAINST PROPERTY											BEHAVIORAL CRIMES									
		MURDER*	NEG. HOMICIDE	FORCIBLE RAPE*	OTHER SEX CRIMES	KIDNAPING	EXTORTION	ROBBERY*	PURSE-SNATCH*	AGGRAVATED ASSAULT*	SIMPLE ASSAULT	BURGLARY*	LARCENY*	MOTOR VEHICLE THEFT*	ARSON*	FORGERY & COUNTERFEIT	FRAUD	EMBEZZLEMENT	STOLEN PROPERTY	VANDALISM	WEAPON LAWS	PROSTITUTION	DRUG LAWS	GAMBLING	FAMILY OFFENSES	D.U.I.I.	LIQUOR LAWS	DISORDERLY CONDUCT	ALL OTHER (Excp Traffic)	CURFEW	RUNAWAY JUVENILE
YAMHILL CO. SO	off arr clr			11 2 4	27 3 11	5 1 1	1 2 1	3 4 1	9 10 4	94 72 71	212 37 62	340 34 75	43 7 21	7 2 2	19 6 6	72 5 45		4 1 1	210 24 122	5 2 4	5 2 5	106 64 68		18 1 12	113 108 113	37 36 30	164 6 119	503 28 391		116 28 82	
Amity PD	off arr clr											3 2 3				1 1 1		1 1 1	3			1 5 1			1 1 1						
Carlton PD	off arr clr									5 5 5	1 1 1	3 3 3	1 1 1	1 1 1		2			1 1 1			2 2 2									
Dayton PD	off arr clr								1 1 1	2 2 2	6	2		1	5					4 4 2							1				
Dundee PD	off arr clr					2		1 2	5 2 4	2 4 2	13 2 3	25 4 2		1 1 1	5 3	3				9		4 4 2				16 16 16	1	1	9		1
McMinnville PD	off arr clr	1 1 1		2 12 36	54 1 36	1 1 1		5 3 2	10 5 5	112 64 82	232 40 57	829 209 316	44 14 33	2 1 1	19 12 12	106 10 73		1 7 1	339 35 170	7 6 7		157 83 149		33 24	107 100 107	139 140 163	311 11 271	618 65 594	92 40 94	107 48 101	
Newberg PD	off arr clr			36 10 19	4 1 2			8 2 2	1 37 4	30 49 26	128 40 61	443 111 191	33 11 20	3 11 1	33 11 17	28 6 12		4 6 3	133 18 48	7 5 5		124 64 83		7 1	75 68 75	43 53 43	67 7 58	148 59 140	19 7 19	24 11 17	
Sheridan PD	off arr clr			8 4 8	1 1 1			2 1 1	1 1 1	32 23 33	33 11 17	88 15 34	5 1 1	1 7 5	27 14				63 3 24			2		1 1	7 7 7	2 3 2	91 5 91	146 17 135	1 1 1	16 8 13	
Willamina PD	off arr clr				1				3	2 3 1	19 6 4	36 9 4	2 1 1		4 4 3	8			14 1 1			1		1 1	7 7 7	4		6 8 2	5 5 5	2 1 1	
Yamhill PD	off arr clr	1								4 4 4	3 4 3	3 1 3			3 1 2				1 6 4			13			129 124 129	9 8 9	2 6 2	13 6 8		3 3 3	
State Police	off arr clr			1 1 1	9 1 1				5 6 5	14 7 10	4 2 1	16 7 6	6 1 1	1 2 3	5 1 1	4 1 1		1 2 1	6 2 4	5 4 5		13 11 13			129 124 129	9 8 9	2 6 2	13 6 8		3 3 3	
O.L.C.C.	off arr clr																										5 3 5				
YAMHILL COUNTY	off arr clr	2 17 1		14 2 5	134 31 75	11 4 4	1 2 1	17 11 5	2 28 53	68 233 236	651 143 209	1788 395 637	134 34 81	17 3 7	95 36 51	251 22 145		7 18 6	780 89 371	24 17 21	5 5 5	407 236 318		60 1 38	455 431 455	235 248 232	637 31 543	1445 190 1279	117 53 117	269 99 217	
STATE TOTALS	off arr clr	154 171 102	9 21 13	1207 369 577	6378 1334 3003	518 81 225	104 10 68	5418 1325 1516	612 7882 61	22378 1632 3863	48749 5749 6341	114037 23959 24902	13342 2631 2850	1307 316 313	7580 1401 2951	9830 1185 3933	310 28 108	560 639 482	35879 4296 6238	3053 2127 2969	1452 1609 1395	12000 9001 10328	34 13 20	1585 19 676	21902 20688 21902	11238 12863 10473	10221 3100 5851	30804 12639 19209	3874 2573 3874	10641 2907 8693	
State Police	off arr clr	14 21 8	1 6	184 43 146	1295 185 877	30 8 20	51 1 51	66 21 25	432 207 328	916 692 746	1460 367 376	2065 652 748	488 172 180	129 45 43	664 70 530	588 73 470		111 73 112	646 205 331	266 167 250	2 1	2030 1531 1781		55 10 52	7403 7074 7403	1176 1105 1171	177 93 139	1219 462 837	92 73 92	166 133 159	
O. L. C. C.	off arr clr																									476 266 475					

S E C T I O N 7  
A P P E N D I C E S

APPENDIX A

ABBREVIATED CRIME REPORTING DEFINITIONS

CRIMES AGAINST PERSONS

Criminal offenses where the victim is present and the act is violent, threatening or has the potential of being physically harmful.

**WILLFUL MURDER** and **NON NEGLIGENT MANSLAUGHTER** - The Willful (non-negligent) killing of one human being by another.

**NEGLIGENT HOMICIDE** - The killing of another person through gross negligence.

Offenses - Do not include motor vehicle traffic death.

Arrests - Include persons arrested for motor vehicle traffic death.

**FORCIBLE RAPE** - The carnal knowledge of a female, forcibly and against her will.

**OTHER SEX CRIMES** - Covers offenses such as Statutory Rape, Molest, Indecent Exposure, Sodomy and other offenses against common decency, morals and the like. (Does not include Forcible Rape, Prostitution and Commercialized Vice.)

**KIDNAPPING** - The substantial interference with another person's liberty without consent or legal authority.

**EXTORTION** - The use of fear of death, injury, property loss, reputation, etc. to induce or compel another to deliver property or perform some act or omission.

**ROBBERY** -The taking or attempting to take anything of value from the care, custody or control of a person or persons by force or threat of force or violence or by putting the victim in fear.

**PURSE-SNATCH** - To snatch a purse from the physical control of another. (If force is directed or used against the victim the matter becomes a robbery.)

**AGGRAVATED ASSAULT** - An unlawful attack by one person upon another for the purpose of inflicting severe or aggravated bodily injury. Although actual injury is not a requirement, this type of assault usually is accompanied by the use of a weapon or by means likely to produce death or great bodily harm.

**SIMPLE ASSAULT** - Assaults which are limited to the use of physical force and result in little or no injury to the victim.

APPENDIX A (Continued)

CRIMES AGAINST PROPERTY

Offenses that involve taking something of value by theft or deception or the destruction of property.

**BURGLARY** - The unlawful entry of a structure or dwelling with intent to commit a felony or a theft.

**LARCENY** - The unlawful taking, carrying, leading, or riding away of property from the possession or constructive possession of another.

**MOTOR VEHICLE THEFT** - The theft or attempted theft of a motor vehicle.

**ARSON** - Any willful or malicious burning or attempt to burn, with or without intent to defraud, a dwelling house, public building, motor vehicle, or aircraft, personal property of another, etc.

**FORGERY** - Forgery and counterfeiting are treated as allied offenses. In this classification are placed all offenses dealing with the making, altering, uttering or possessing, with intent to defraud, anything false in the semblance of that which is true.

**FRAUD** - Fraudulent conversion and obtaining money or property by false pretenses.

**EMBEZZLEMENT** - Misappropriation or misapplication of money or property entrusted to one's care, custody or control.

**STOLEN PROPERTY OFFENCES** - Included in this classification are all offenses of buying, receiving and possessing stolen property, as well as all attempts to commit any of these offenses.

**VANDALISM** - Consists of the willful or malicious destruction, injury, disfigurement or defacement of any public or private property.



APPENDIX A (Continued)

BEHAVIORAL CRIMES

Criminal offenses that violate laws relating to personal conduct, responsibility and public order. Although not necessarily violent or property offenses in themselves, they may often contribute to other criminal acts.

**WEAPONS REGULATION LAWS** - Carrying, Possessing, etc.

**PROSTITUTION** - Included in this classification are the sex offenses of a commercialized nature.

**DRUG LAWS** - Included are all violations of state and local laws, specifically those relating to the unlawful possession, sale, use, growing, manufacturing, and making of narcotic drugs.

**GAMBLING** - All offenses which relate to promoting, permitting, or engaging in gambling are included in this category.

**CRIMES AGAINST FAMILY** - Included here are offenses such as abandonment, neglect of children, custodial interference and non-support. (Physical abuse would be reported as assault.)

**TRAFFIC CRIME** - Serious traffic offenses which are classified as a misdemeanor or felony as defined by the Oregon Motor Vehicle Code.

**D.U.I.I.** - Driving or operating of any vehicle or common carrier while drunk or under the influence of liquor or narcotics.

**LIQUOR LAWS** - With the exception of Driving Under the Influence all liquor law violations, state or local, are placed in this classification.

**DISORDERLY CONDUCT** - In this classification are placed all offenses of committing a breach of the peace.

**FISH AND GAME** - Sporting, Personal Use, Commercial Fishing and Game Violations.

**MARINE VIOLATIONS** - Marine Boating Violations.

**ALL OTHER OFFENSES** - Except Traffic - Included are every other state or local offense, not already listed.

**JUVENILE CURFEW VIOLATIONS** - Local curfew or juvenile loitering ordinances where such laws exist.

**RUNAWAY JUVENILES** - Runaway juveniles when reported by their parents or guardians.

APPENDIX A (Continued)

OTHER DEFINITIONS

- OFFENSE - The criminal act, the number of criminal acts.
- ARREST - The actual number of persons arrested for committing criminal acts.
- CLEARANCE - Criminal acts that are cleared by the arrest of at least one person or by other means established by uniform crime reporting guidelines.

## APPENDIX B

### STATISTICAL METHODS

#### CALCULATION OF CRIME RATES

Quite often it is desired to compare the volume of crime occurrence, either totally or by individual offense, over a period of time for a selected group of agencies or jurisdictions. The geographical area being studied will undoubtedly consist of law enforcement agencies of various strengths and serving widely varying sizes of population. An agency equalizing factor must be developed, or in other terms, a common denominator is needed. To arrive at a valid comparison, the concept of rate is utilized.

The crime rate is defined as the number of offenses occurring per 100,000 population over a period of one year. The common denominator for any community, county, district or state is obtained by dividing the population represented by 100,000. Once this denominator is determined, it becomes a constant until such time as the population of the community, county, district or state changes appreciably. The crime rate can be calculated then by dividing the number of offenses by the denominator.

- a. Population divided by 100,000 = common denominator
- b. Number of offenses divided by common denominator = crime rate

#### EXAMPLE:

Agency A serves a population of 50,000 and experienced a total of 2,500 Index offenses in 1986.

#### INDEX CRIME RATE:

50,000 divided by 100,000 = 0.50 (common denominator)

2,500 offenses divided by the 0.50 = 5,000 (crime rate)

Therefore, the Index crime rate for Agency A in 1986 was 5000.0 per 100,000 population.

#### EXAMPLE:

Agency B serves a population of 128,750 and experienced a total of 13,500 Robbery offenses in 1986.

#### ROBBERY RATE:

a. 128,750 divided by 100,000 = 1.2875 (common denominator)

b. 13,500 Robbery offenses divided by 1.2875 = 10485.4

The Robbery rate for Agency B in 1986 was 10485.4 offenses per 100,000 population.