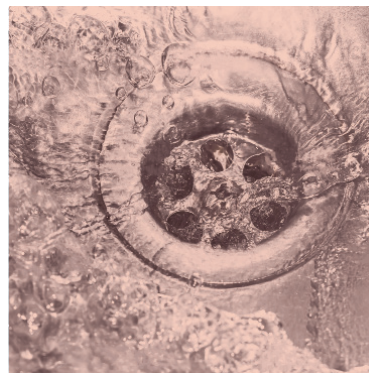




# Oatey®

## PRODUCT CATALOG





Category	Page
1 Plastic Pipe Cements and Primers	2
2 Thread Sealants	38
3 Copper Installation	48
4 Putty, Caulks and Water Barriers	58
5 Oils, Lubricants and Hand Cleaners	66
6 Drain and Waste System Cleaners	72
7 Heating Chemicals and Anti-Freeze	76
8 Bowl Setting Wax Gaskets and Bolts	84
9 Drains and Closet Flanges	92
10 Shower Systems	110
11 Supply Boxes	160
12 Flashings	182
13 Air Admittance Valves (AAV)	190
14 Pipe Support	196
15 Brass, Plastic and Commercial Tubular/Grab Bars	204
16 Bath Waste and Overflow	230
17 Basket and Sink Strainers	242
18 Pneumatic Pipe Plugs	252
19 Mechanical Pipe Plugs	260
20 Test Equipment, Drain Flushers and Accessories	266
21 Pans and Stands	274
22 Commercial Drainage	278
23 Rough-In Products	292



For more than 100 years, the Oatey Company has been the industry's most respected name among professional plumbers and DIY homeowners. Today, the Oatey family of brands includes more than 6,000 plumbing products such as Hercules® plumbing chemicals, Cherne® underground and testing equipment, Dearborn® tubular and bath waste products, and Oatey® plumbing supplies.



# 1



## Cements, Primers and Cleaners

Oatey® gives you more than just the strongest solvent welded joint – you get the confidence of the top-selling brands, backed by years of extensive research and leadership in the plumbing industry. That’s why Oatey has been the choice of plumbing professionals for more than 100 years. All Oatey, Hercules®, Harvey™ Solvent Cement and Primer Products are UL Greenguard Gold Certified. Selling only Lo-VOC solvent cements, which means they are compliant with South Coast Air Quality Management District (SCAQMD) Rule 1168 and Ozone Transport Commission (OTC) standards. Plus they meet ASTM, NSF and UPC standards for a wide variety of applications, including potable water, DWV (drain, waste and vent), industrial, pool/spa, turf/irrigation, sewer and many more.



## Hot Blue Medium Fast Setting PVC Cement

- Fast Setting formula specifically developed for specialty applications.
- For use in all weather conditions including wet, humid, and cold environments.
- Can be used without primer on pressure systems up to 6" where local codes permit.
- For PVC pipe and fitting applications including potable water, conduit, drain, pressure/non-pressure, duct, DWV, sewer and flexible PVC.



## Orange Lava Hot CPVC Cement

The HOTTEST CPVC cement in the industry!

Orange Lava Hot CPVC Cut-In Cement is perfect for any repair job that requires minimal downtime for existing plumbing systems. With the lowest set-up and cure times in the industry, Orange Lava also has the highest concentration of THF.

- **Fast** – bond strength of up to 250 PSI in just 10 minutes in lab conditions – so fast it eliminates the need for bracing.
- **Hot** – quickly melts pipe surface to weld the joint. Priming step not necessary where local codes permit.
- **Thick** – Orange Lava is two to five times thicker than other “hot” cements, which means you get more cement on the pipe, and less on the floor.



PVC CEMENTS



#31008 shown



**PVC Heavy Duty Clear Cement**

- Heavy-bodied clear cement for use on all schedules and classes PVC pipe and fitting up to 12" diameter with interference fit, up to 18" for non-pressure.
- Thick formula fills gaps in large diameter pipe and loose fitting joints.
- Recommended for potable water, pressure pipe, conduit and DWV.
- Recommended application temperature 40°F to 110°F / 4°C to 43°C.
- Meets ASTM D2564, California SCAQMD 1168/316A.

Product No.	Size	Description	Ctn. Qty.
30850	4 oz.	PVC Heavy Duty Clear	24
30863	8 oz.	PVC Heavy Duty Clear	24
30876	16 oz.	PVC Heavy Duty Clear	24
308763	16 oz.	PCV Heavy Duty Clear - Display Pack	10
31008	32 oz.	PVC Heavy Duty Clear	12
310083	32 oz.	PVC Heavy Duty Clear - Display Pack	6
31011	Gallon	PVC Heavy Duty Clear - Wide Mouth Can	6



#31105 shown



**PVC Heavy Duty Gray Cement**

- Heavy-bodied gray cement for use on all schedules and classes PVC pipe and fitting up to 12" diameter with interference fit, up to 18" for non-pressure.
- Thick formula fills gaps in large diameter pipe and loose fitting joints.
- Recommended for potable water, pressure pipe, conduit and DWV.
- Recommended application temperature 40°F to 110°F / 4°C to 43°C.
- Meets ASTM D2564, California SCAQMD 1168/316A.

Product No.	Size	Description	Ctn. Qty.
31093	4 oz.	PVC Heavy Duty Gray	24
31094	8 oz.	PVC Heavy Duty Gray	24
31095	16 oz.	PVC Heavy Duty Gray	24
31105	32 oz.	PVC Heavy Duty Gray	12
31118	Gallon	PVC Heavy Duty Gray - Wide Mouth Can	6



#31121 shown



**PVC Heavy Duty Gray Fast Set Cement**

- Very heavy-bodied fast setting gray cement for use on all schedules and classes PVC pipe and fittings up to 18" diameter with interference fit.
- Formulated for quick installation of irrigation pipe and fittings.
- Builds up for large diameter installations.
- Fills gaps in large diameter pipe and loose fitting joints.
- Recommended for potable water, pressure pipe, conduit and DWV.
- Recommended application temperature 40°F to 110°F / 4°C to 43°C.
- Meets ASTM D2564, California SCAQMD 1168/316A.

Product No.	Size	Description	Ctn. Qty.
31121	16 oz.	PVC Heavy Duty Gray Fast Set	24
311213	16 oz.	PVC Heavy Duty Gray Fast Set - Display Pack	10
31122	32 oz.	PVC Heavy Duty Gray Fast Set	12
31123	Gallon	PVC Heavy Duty Gray Fast Set - Wide Mouth Can	6

## PVC CEMENTS



#32263 shown



### PVC Heavy Duty Medium Set Gray Cement

- Very heavy-bodied medium setting gray cement for use on all schedules and classes PVC pipe and fittings up to 18" diameter with interference fit.
- Formulated for quick installation of irrigation pipe and fittings.
- Builds up for large diameter installations.
- Fills gaps in large diameter pipe and loose fitting joints.
- Recommended for potable water, pressure pipe, conduit and DWV.
- Recommended application temperature 40°F to 110°F / 4°C to 43°C.
- Meets ASTM D2564, California SCAQMD 1168/316A.

Product No.	Size	Description	Ctn. Qty.
32262	16 oz.	PVC Heavy Duty Medium Set Gray	24
32263	32 oz.	PVC Heavy Duty Medium Set Gray	12
32264	Gallon	PVC Heavy Duty Medium Set Gray	6



#30344 shown



### PVC EP13 Extra Heavy Duty Gray Cement

- EP13 extra heavy-bodied, slow-setting, gray solvent cement for use on all classes and schedules of PVC pipe up to 30".
- Recommended for potable water, pressure pipe, drain, waste and vent systems.
- Builds up for large diameter installation to fill gaps.
- Ideal for fabrication.
- Recommended application temperature 40°F to 110°F / 4°C to 43°C.
- Formulated for warm weather application.
- Three year shelf life.
- Meets ASTM D2564, California SCAQMD 1168/316A.

Product No.	Size	Description	Ctn. Qty.
30344	Gallon	PVC EP13 Extra Heavy Duty Gray	4



#31020 shown



### PVC Medium Clear Cement

- Medium-bodied clear cement for use on all schedules and classes of PVC pipe and fittings up to 6" diameter with interference fit.
- Recommended for potable water, pressure pipe, conduit and DWV.
- Recommended application temperature 40°F to 110°F / 4°C to 43°C.
- Meets ASTM D2564, California SCAQMD 1168/316A.

Product No.	Size	Description	Ctn. Qty.
31017	4 oz.	PVC Medium Clear	24
31018	8 oz.	PVC Medium Clear	24
31019	16 oz.	PVC Medium Clear	24
31020	32 oz.	PVC Medium Clear	12
31021	Gallon	PVC Medium Clear	6





#3446S shown



**PVC Hot Blue Medium Fast Setting Cement**

- Hot Blue is a blue Lo-V.O.C., medium-bodied, fast setting PVC solvent cement for use on all schedules and classes of PVC pipe and fittings up to 6" diameter with interference fit.
- Formulated for wet conditions, and/or quick pressurization and fast installation.
- Can be used without primer on pressure systems up to 6" where local codes permit.
- Recommended application temperature 40°F to 110°F / 4°C to 43°C.
- Meets ASTM D2564, California SCAQMD 1168/316A.

Product No.	Size	Description	Ctn. Qty.
3466S	4 oz.	PVC Hot Blue Medium Blue Fast Setting	24
3456S	8 oz.	PVC Hot Blue Medium Blue Fast Setting	24
3446S	16 oz.	PVC Hot Blue Medium Blue Fast Setting	24
3436S	32 oz.	PVC Hot Blue Medium Blue Fast Setting	12
3424	Gallon	PVC Hot Blue Medium Blue Fast Setting	6



#30884 shown



**PVC Medium Gray Cement**

- Medium-bodied gray cement for use on all schedules and classes of PVC pipe and fittings up to 6" diameter with interference fit.
- Recommended for potable water, pressure pipe, conduit and DWV.
- Recommended application temperature 40°F to 110°F / 4°C to 43°C.
- Meets ASTM D2564, California SCAQMD 1168/316A.

Product No.	Size	Description	Ctn. Qty.
30883	4 oz.	PVC Medium Gray	24
30884	8 oz.	PVC Medium Gray	24
30885	16 oz.	PVC Medium Gray	24
30886	32 oz.	PVC Medium Gray	12
30887	Gallon	PVC Medium Gray	6



#31015 shown



**PVC Regular Clear Cement**

- Regular-bodied clear cement for use on all schedules and classes of PVC pipe and fittings up to 4" for Sch. 40 and up to 2" for Sch. 80.
- Recommended for potable water, pressure pipe, conduit and DWV.
- Recommended application temperature 40°F to 110°F / 4°C to 43°C.
- Meets ASTM D2564, California SCAQMD 1168/316A.

Product No.	Size	Description	Ctn. Qty.
31012	4 oz.	PVC Regular Clear	24
31013	8 oz.	PVC Regular Clear	24
310133	8 oz.	PVC Regular Clear – Display Pack	36
31014	16 oz.	PVC Regular Clear	24
310143	16 oz.	PVC Regular Clear – Display Pack	10
31015	32 oz.	PVC Regular Clear	12
310153	32 oz.	PVC Regular Clear – Display Pack	6
31016	Gallon	PVC Regular Clear	6

## PVC CEMENTS



#31928 shown



### PVC Regular Clear Advanced Cement

- Regular-bodied clear cement for use on PVC pipe and fittings up to 4" for DWV Sch. 40 and up to 2" for Sch. 80.
- Sets up quickly.
- Recommended for potable water, pressure pipe, conduit and DWV.
- Recommended application temperature 40°F to 110°F / 4°C to 43°C.
- Meets ASTM D2564, California SCAQMD 1168/316A.

Product No.	Size	Description	Ctn. Qty.
31925	4 oz.	PVC Regular Clear Advanced	24
31926	8 oz.	PVC Regular Clear Advanced	24
31927	16 oz.	PVC Regular Clear Advanced	24
31928	32 oz.	PVC Regular Clear Advanced	12
31929	Gallon	PVC Regular Clear Advanced - Wide Mouth Can	6



#32192 shown



### PVC Fusion Single Step Clear Medium Cement

- Medium-bodied, single step, self-priming cement.
- No primer needed on non-pressure DWV applications, where local code permits.
- For use on all schedules and classes of PVC pipe and fittings up to 4" and non-pressure applications up to 6" with interference fit.
- Recommended application temperature 40°F to 110°F / 4°C to 43°C.
- Meets ASTM D2564, SCAQMD 1168/316A or BAAQMD Method 40.

Product No.	Size	Description	Ctn. Qty.
32192	10 oz.	PVC Fusion Single Step Clear Medium	18

## SPECIALTY SOLVENT CEMENTS



#32163 shown



### PVC Blue Lava Hot Medium Blue Cement

- Extremely fast setting thick formula clings to pipe in wet and underwater applications.
- Preferred formula for emergency, repair, and cut in work.
- Medium-bodied blue cement for use on all schedules and classes of PVC pipe and fittings up to 6" diameter with interference fit.
- No primer needed where local code permits.
- Recommended for potable water, sewer, and DWV applications.
- Recommended application temperature 40°F to 110°F / 4°C to 43°C.
- Meets ASTM D2564, California SCAQMD 1168/316A.

Product No.	Size	Description	Ctn. Qty.
32160	4 oz.	PVC Blue Lava Hot Medium Blue	24
32161	8 oz.	PVC Blue Lava Hot Medium Blue	24
32162	16 oz.	PVC Blue Lava Hot Medium Blue	24
32163	32 oz.	PVC Blue Lava Hot Medium Blue	12
32164	Gallon	PVC Blue Lava Hot Medium Blue	6



## SPECIALTY SOLVENT CEMENTS



#32168 shown



### CPVC Orange Lava Hot Cut-In Cement

- Very fast setting "Hot" cement, 25-50% faster than other CPVC cements.
- No primer needed on non-pressure DWV, where local codes permit.
- Meets ASTM F493, California SCAQMD 1168/316A.

Product No.	Size	Description	Ctn. Qty.
32166	8 oz.	CPVC Orange Lava Cut-In	24
32167	16 oz.	CPVC Orange Lava Cut-In	24
32168	32 oz.	CPVC Orange Lava Cut-In	12



#30894 shown



### PVC Rain-R-Shine® Blue Cement

- Fast setting solvent cement formulated for quick pressurization in plumbing, irrigation and DWV applications.
- Formulated to provide a longer working time in hot conditions.
- Medium-bodied blue cement for use on all schedules and classes of PVC pipe and fittings up to 6" diameter with interference fit.
- No primer needed where local code permits.
- Recommended for potable water, sewer, and DWV applications.
- Recommended application temperature 40°F to 110°F / 4°C to 43°C.
- Meets ASTM D2564, California SCAQMD 1168/316A.

Product No.	Size	Description	Ctn. Qty.
30890	4 oz.	PVC Rain-R-Shine® Blue	24
30891	8 oz.	PVC Rain-R-Shine® Blue	24
308913	8 oz.	PVC Rain-R-Shine® Blue – Display Pack	36
30893	16 oz.	PVC Rain-R-Shine® Blue	24
308933	16 oz.	PVC Rain-R-Shine® Blue – Display Pack	10
30894	32 oz.	PVC Rain-R-Shine® Blue	12
30895	Gallon	PVC Rain-R-Shine® Blue – Wide Mouth Can	6



#31132 shown



### PVC All Weather Clear Cement

- Medium-bodied clear cement for use on all schedules and classes of PVC pipe and fittings up to 6" diameter with interference fit.
- Recommended application temperature -15°F to 110°F / -26°C to 43°C.
- Recommended for use on potable water, drain, waste, and vent systems.
- No primer needed on non-pressure DWV, where local codes permit.
- Meets ASTM D2564, California SCAQMD 1168/316A.

Product No.	Size	Description	Ctn. Qty.
31132	16 oz.	PVC All Weather Clear	24
31133	32 oz.	PVC All Weather Clear	12
31135	Gallon	PVC All Weather Clear – Wide Mouth Can	6

**SPECIALTY SOLVENT CEMENTS**



#30879 shown



**PVC Flexible Clear Cement**

- Medium-bodied clear cement for use on flexible PVC pipe and rigid fittings up to 6" diameter with interference fit.
- Formulated to withstand pressures and vibrations commonly associated with spa and swimming pool installations.
- Meets manufacturer's rated line pressure for flexible PVC pipe.
- Recommended application temperature 40°F to 110°F / 4°C to 43°C.
- Meets ASTM D2564, California SCAQMD 1168/316A.

Product No.	Size	Description	Ctn. Qty.
30875	4 oz.	PVC Flexible Clear	12
30879	32 oz.	PVC Flexible Clear	12



#30900 shown



**ABS to PVC Transition Green Cement**

- Medium-bodied green cement for use in joining ABS to PVC in non-pressure transition joints up to 6" diameter.
- Recommended application temperature 40°F to 110°F / 4°C to 43°C.
- Meets ASTM D3138, California SCAQMD 1168/316A.

Product No.	Size	Description	Ctn. Qty.
30900	4 oz.	ABS To PVC Transition Green	24
309003	4 oz.	ABS To PVC Transition Green – Display Pack	12
30925	16 oz.	ABS To PVC Transition Green	6
30926	32 oz.	ABS To PVC Transition Green	12



#30847 shown



**All Purpose Cement**

- Medium-bodied milky-clear cement for use on all schedules and classes of ABS, PVC and CPVC pipe and fittings up to 6" diameter with interference fit.
- Recommended for potable water, conduit and DWV.
- Recommended application temperature 40°F to 110°F / 4°C to 43°C.
- Meets performance requirements of ASTM D2564, D2235, F493, California SCAQMD 1168/316A.
- Always check local codes for acceptability of this product.

Product No.	Size	Description	Ctn. Qty.
30818	4 oz.	All Purpose	24
30821	8 oz.	All Purpose	24
308213	8 oz.	All Purpose – Display Pack	36
30834	16 oz.	All Purpose	24
30847	32 oz.	All Purpose	12
30848	Gallon	All Purpose	6



## ABS CEMENTS



#30902 shown



### ABS Medium Black Cement

- Medium-bodied black cement for use on all schedules and classes of ABS pipe and fittings up to 8" diameter with interference fit.
- For all non-pressure applications.
- Recommended application temperature 40°F to 110°F / 4°C to 43°C.
- Meets ASTM D2235, California SCAQMD 1168/316A.

Product No.	Size	Description	Ctn. Qty.
30999	4 oz.	ABS Medium Black	24
309993	4 oz.	ABS Medium Black – Display Pack	48
30889	8 oz.	ABS Medium Black	24
308893	8 oz.	ABS Medium Black – Display Pack	36
30892	16 oz.	ABS Medium Black	24
308923	16 oz.	ABS Medium Black – Display Pack	10
30902	32 oz.	ABS Medium Black	12
309023	32 oz.	ABS Medium Black – Display Pack	6
30915	Gallon	ABS Medium Black	6



#30923 shown



### ABS Special Milky Clear Cement

- Medium-bodied clear cement for use on all schedules and classes of ABS pipe and fittings up to 8" diameter with interference fit.
- Fast curing for all non-pressure applications.
- Formulated to eliminate the clean-up problems associated with black ABS cements.
- Recommended application temperature 40°F to 110°F / 4°C to 43°C.
- Meets ASTM D2235, California SCAQMD 1168/316A.

Product No.	Size	Description	Ctn. Qty.
30922	16 oz.	ABS Special Milky Clear	24
30923	32 oz.	ABS Special Milky Clear	12
30924	Gallon	ABS Special Milky Clear	6



#30919 shown



### ABS Extra Special Black Cement

- Medium-bodied black cement for use on all schedules and classes of ABS pipe and fittings up to 6" diameter with interference fit.
- Formulated especially for the hot, arid climates in the Western states.
- For all non-pressure applications.
- Recommended application temperature 40°F to 110°F / 4°C to 43°C.
- Meets ASTM D2235, California SCAQMD 1168/316A.

Product No.	Size	Description	Ctn. Qty.
30916	4 oz.	ABS Extra Special Black	24
30917	8 oz.	ABS Extra Special Black	24
30918	16 oz.	ABS Extra Special Black	24
30919	32 oz.	ABS Extra Special Black	12
30920	Gallon	ABS Extra Special Black	6

## CPVC CEMENTS



#31913 shown



### CPVC All Weather FlowGuard Gold®\* 1-Step Yellow Cement

- For copper tube size (CTS) CPVC hot and cold potable water pipe and fittings up to 2" diameter interference fit.
- For cold water systems and hot water systems up to 200°F / 93°C.
- May be used without primer where local codes permit.
- Recommended application temperature 0°F to 110°F / -18°C to 43°C.
- Meets ASTM F493, California SCAQMD 1168/316A.

\*FlowGuard Gold is a registered trademark of The Lubrizol Corporation.

Product No.	Size	Description	Ctn. Qty.
31910	4 oz.	CPVC Flowguard Gold® 1-Step Yellow	24
31911	8 oz.	CPVC Flowguard Gold® 1-Step Yellow	24
31912	16 oz.	CPVC Flowguard Gold® 1-Step Yellow	24
31913	32 oz.	CPVC Flowguard Gold® 1-Step Yellow	12
31914	Gallon	CPVC Flowguard Gold® 1-Step Yellow	6



#31919 shown



### CPVC All Weather 1-Step FlowGuard Gold®\* With Ultraviolet Indicator

- For copper tube size (CTS) CPVC hot and cold potable water pipe and fittings up to 2" diameter interference fit.
- For cold water systems and hot water systems up to 200°F / 93°C.
- CPVC FlowGuard Gold® with UltraViolet Indicator is specially formulated to allow for quick and easy inspection of dry fit joints using any ultraviolet light source.
- When solvent cement is applied properly, the yellow formula will glow BLUE under ultraviolet light.
- May be used without primer where local codes permit.
- Recommended application temperature 0°F to 110°F / -18°C to 43°C.
- Meets ASTM F493, California SCAQMD 1168/316A.

\*FlowGuard Gold is a registered trademark of The Lubrizol Corporation.

Product No.	Size	Description	Ctn. Qty.
31917	8 oz.	CPVC 1-Step Flowguard Gold® with UV Indicator	24
31918	16 oz.	CPVC 1-Step Flowguard Gold® with UV Indicator	24
31919	32 oz.	CPVC 1-Step Flowguard Gold® with UV Indicator	12



#31129 shown



### CPVC Medium Orange Cement

- Medium-bodied orange cement for use on all schedules and classes of CPVC pipe and fittings up to 6" diameter with interference fit.
- For Residential and Commercial hot and cold water systems up to 200°F / 93°C.
- Recommended application temperature 40°F to 110°F / 4°C to 43°C.
- Approved for Corzan®\* CPVC Piping Systems.
- Meets ASTM F493 and ASTM D2846, California SCAQMD 1168/316A.

\*Corzan is a registered trademark of The Lubrizol Corporation.

Product No.	Size	Description	Ctn. Qty.
31128	4 oz.	CPVC Medium Orange	24
31129	8 oz.	CPVC Medium Orange	24
31130	16 oz.	CPVC Medium Orange	24
31131	32 oz.	CPVC Medium Orange	12
31127	Gallon	CPVC Medium Orange	6

## CPVC CEMENTS



#31083 shown



### CPVC Heavy Duty Orange Solvent Cement

- Heavy-bodied orange cement for use on all schedules and classes of CPVC pipe and fittings up to 12" diameter with interference fit.
  - For Commercial hot and cold water systems up to 200°F / 93°C.
  - Recommended application temperature 40°F to 110°F / 4°C to 43°C.
  - Approved for Corzan® CPVC Piping Systems.
  - Meets ASTM F493 and ASTM D2846, California SCAQMD 1168/316A.
- \*Corzan is a registered trademark of The Lubrizol Corporation.

Product No.	Size	Description	Ctn. Qty.
31082	16 oz.	CPVC Heavy Duty Orange	24
31083	32 oz.	CPVC Heavy Duty Orange	12
31084	Gallon	CPVC Heavy Duty Orange – Wide Mouth Can	6



#31037 shown



### CPVC Heavy Duty Gray Cement

- Heavy-bodied gray cement for use on all schedules and classes of CPVC pipe and fittings up to 12" diameter with interference fit.
  - For Commercial hot and cold water systems up to 200°F / 93°C.
  - Recommended application temperature 40°F to 110°F / 4°C to 43°C.
  - Approved for Corzan® CPVC Piping Systems.
  - Meets ASTM F493 and ASTM D2846, California SCAQMD 1168/316A.
- \*Corzan is a registered trademark of The Lubrizol Corporation.

Product No.	Size	Description	Ctn. Qty.
31036	16 oz.	CPVC Heavy Duty Gray	24
31037	32 oz.	CPVC Heavy Duty Gray	12



#30328 shown



### PVC/CPVC EP42 Heavy Duty Gray Industrial Cement

- Heavy-bodied industrial gray solvent cement specifically designed for use on CPVC piping systems requiring chemical resistance to caustics including hypochlorite, mineral acids and aqueous salt solutions.
  - For Schedules 40 and 80 PVC up to 12" diameter, as well as other classes and schedules with interference fit.
  - Resistant to caustics and hypochlorites up to 15 percent solution. Refer to EP 42 Chemical Resistance Chart for compatibility prior to using with chemical solutions.
  - For use with all PVC and CPVC materials including Corzan® Industrial Piping Systems.
  - Ultra violet indicator allows for quick and easy inspection of dry fit joints with any UV light source.
  - Recommended application temperature 40°F to 110°F / 4°C to 43°C.
  - Complies with various environmental requirements and SCAQMD Rule 1168/316A or BAAQMD Method 40 for VOC.
  - Two year shelf life.
  - Meets ASTM F493. Approved for Corzan® CPVC Piping Systems.
- \*Corzan is a registered trademark of The Lubrizol Corporation.

Product No.	Size	Description	Ctn. Qty.
30328	16 oz.	CPVC EP42 Heavy Duty Gray Industrial	24
30329	32 oz.	CPVC EP42 Heavy Duty Gray Industrial	12
30330	Gallon	CPVC EP42 Heavy Duty Gray Industrial	6

## CPVC CEMENTS



#30331 shown



PW-DWV-SW



### CPVC EP42 Heavy Duty Orange Industrial Cement

- Heavy-bodied orange solvent cement specifically designed for use on CPVC piping systems requiring chemical resistance to caustics including hypochlorite, mineral acids and aqueous salt solutions.
- For Schedules 40 and 80 CPVC up to 12" diameter, as well as other classes and schedules with interference fit.
- Resistant to caustics and hypochlorites up to 15 percent solution. Refer to EP 42 Chemical Resistance Chart for compatibility prior to using with chemical solutions.
- For use with all PVC and CPVC materials including Corzan Industrial Piping Systems.
- Ultra violet indicator allows for quick an easy inspection of dry fit joints with any UV light source.
- Recommended application temperature 40°F to 110°F / 4°C to 43°C.
- Complies with various environmental requirements and SCAQMD Rule 1168/316A or BAAQMD Method 40 for VOC.
- Two year shelf life.
- Meets ASTM F493.

Product No.	Size	Description	Ctn. Qty.
30331	16 oz.	CPVC EP42 Heavy Duty Orange Industrial	24
30332	32 oz.	CPVC EP42 Heavy Duty Orange Industrial	12

## PRIMERS & CLEANERS



#30770 shown



PW-DWV-SW



### Industrial Grade Purple Primer – NSF Listed

- Very aggressive purple-tinted primer for use on CPVC pipe and fittings.
- Recommended for commercial and large diameter thermoplastic piping systems, specifically CPVC Sch. 40 / 80.
- Ideal for use in cold weather applications.
- Removes surface dirt, grease and grime as well as softens the pipe surface to allow a fast, secure solvent weld.
- For use in areas where plumbing code calls for verification that a primer has been used.
- NSF and IAPMO Listed.
- Meets ASTM F656, California SCAQMD 1171/M24.

Product No.	Size	Description	Ctn. Qty.
30770	16 oz.	Purple Primer – Industrial Grade	24
30771	32 oz.	Purple Primer – Industrial Grade	12
30772	Gallon	Purple Primer – Industrial Grade	6



#30774 shown



PW-DWV-SW



### Industrial Grade Clear Primer – NSF Listed

- Very aggressive clear primer for use on PVC and CPVC pipe and fittings.
- Recommended for commercial and large diameter thermoplastic piping systems, specifically CPVC Sch. 40 / 80.
- Ideal for use in cold weather applications.
- Removes surface dirt, grease and grime as well as softens the pipe surface to allow a fast, secure solvent weld.
- NSF Listed.
- Meets ASTM F656, California SCAQMD 1171/M24.

Product No.	Size	Description	Ctn. Qty.
30773	16 oz.	Clear Primer – Industrial Grade	24
30774	32 oz.	Clear Primer – Industrial Grade	12
30775	Gallon	Clear Primer – Industrial Grade	6



PRIMERS & CLEANERS



#30758 shown



**Purple Primer – NSF Listed**

- Purple-tinted aggressive primer for use on PVC and CPVC pipe and fittings.
- Removes surface dirt, grease and grime as well as softens the pipe surface to allow a fast, secure solvent weld.
- For use in areas where plumbing code calls for verification that a primer has been used.
- NSF and IAPMO Listed.
- Meets ASTM F656, California SCAQMD 1171/M24A.

Product No.	Size	Description	Ctn. Qty.
30755	4 oz.	Purple Primer	24
30756	8 oz.	Purple Primer	24
30757	16 oz.	Purple Primer	24
307573	16 oz.	Purple Primer – Display Pack	10
30758	32 oz.	Purple Primer	12
307583	32 oz.	Purple Primer – Display Pack	6
30759	Gallon	Purple Primer – Wide Mouth Can	6



#30753 shown



**Clear Primer – NSF Listed**

- Clear aggressive primer for use on PVC and CPVC pipe and fittings.
- Removes surface dirt, grease and grime as well as softens the pipe surface to allow a fast, secure solvent weld.
- NSF Listed.
- Meets ASTM F656, California SCAQMD 1171/M24.

Product No.	Size	Description	Ctn. Qty.
30750	4 oz.	Clear Primer	24
30751	8 oz.	Clear Primer	24
30752	16 oz.	Clear Primer	24
30753	32 oz.	Clear Primer	12
30754	Gallon	Clear Primer	6



#30806 shown



**Purple Primer/Cleaner**

- Purple-tinted aggressive cleaner for use on PVC and CPVC pipe and fittings.
- Lo-V.O.C. Solvent Cement meets California South Coast Air Quality Management District (SCAQMD) 1171/M24 or BAAQMD Method 40 and various environmental requirements.
- Less aggressive than clear and purple primers.
- Removes surface dirt, grease and grime for preparation before solvent cementing.
- Always check local codes for acceptability of this product.

Product No.	Size	Description	Ctn. Qty.
30780	4 oz.	Purple Primer/Cleaner	24
30783	8 oz.	Purple Primer/Cleaner	24
30796	16 oz.	Purple Primer/Cleaner	24
30806	32 oz.	Purple Primer/Cleaner	12
30768	Gallon	Purple Primer/Cleaner	6

**PRIMERS & CLEANERS**


#30805 shown


**Clear Cleaner**

- Clear Cleaner for ABS, PVC and CPVC pipe and fittings.
- Lo-V.O.C. Solvent Cement meets California South Coast Air Quality Management District (SCAQMD) 1171/M24 or BAAQMD Method 40 and various environmental requirements.
- All schedules and all diameters.
- Flows freely and evaporates quickly.
- Fast acting cleaner removes surface dirt, grease and grime.

Product No.	Size	Description	Ctn. Qty.
30779	4 oz.	Cleaner	24
30782	8 oz.	Cleaner	24
30795	16 oz.	Cleaner	24
307953	16 oz.	Cleaner – Display Pack	10
30805	32 oz.	Cleaner	12
30766	Gallon	Cleaner – Wide Mouth Can	6



#30246 shown



PW-DWV-SW


**Handy Packs**

- Convenient “Handy Pack” for storage – just add pipe and fittings.
- Contains one can of PVC Cement and one can of NSF Purple Primer.

Product No.	Size	Description	Ctn. Qty.
30246	4 oz.	PVC Regular & NSF Purple Primer	12
302483	8 oz.	PVC Regular & NSF Purple Primer – Display Pack	20

**PVC CEMENTS**


#60003 shown



PW-DWV-SW


**PVC - Clear, Medium Body, Medium Set Cement**

- Designed to setup quickly with clear finish.
- Medium-bodied with medium set time formulation.
- For use with PVC Schedule 40 and 80 up to 8" diameter interference fit.
- Recommended for potable water, DWV and SW pipe applications.
- Meets ASTM D2564, California SCAQMD 1168/316A.

Product No.	Size	Description	Ctn. Qty.
60003	4 oz.	PVC - Clear - Dauber In Cap	12
60013	8 oz.	PVC - Clear - Dauber In Cap	12
60015	16 oz.	PVC - Clear - Jumbo Dauber In Cap	12
60020	32 oz.	PVC - Clear - Jumbo Dauber In Cap	12
60025	Gallon	PVC - Clear	6



## PVC CEMENTS



#60043 shown



### PVC - Clear, Regular Body, Medium Set Cement

- Designed for smooth application with clear finish.
- Regular-bodied with medium set time formulation.
- For use with PVC Schedule 40 and 80 up to 4" diameter interference fit.
- Recommended for potable water, DWV and SW pipe applications.
- Meets ASTM D2564, California SCAQMD 1168/316A.

Product No.	Size	Description	Ctn. Qty.
60043	4 oz.	PVC - Clear - Dauber In Cap	12
60053	8 oz.	PVC - Clear - Dauber In Cap	12
60055	16 oz.	PVC - Clear - Jumbo Dauber In Cap	12
60060	32 oz.	PVC - Clear - Jumbo Dauber In Cap	12



#60120 shown



### PVC - Clear, Medium Body, Fast Set Cement

- Designed to setup quickly with clear finish.
- Medium-bodied with fast set time formulation.
- For use with PVC Schedule 40 and 80 up to 6" diameter interference fit.
- Recommended for potable water, DWV and SW pipe applications.
- Meets ASTM D2564, California SCAQMD 1168/316A.

Product No.	Size	Description	Ctn. Qty.
60103	4 oz.	PVC - Clear - Dauber In Cap	24
60113	8 oz.	PVC - Clear - Jumbo Dauber In Cap	12
60115	16 oz.	PVC - Clear - Jumbo Dauber In Cap	12
60120	32 oz.	PVC - Clear - Jumbo Dauber In Cap	12



#60148 shown



### Below Zero PVC - Clear, Regular Body, Fast Set Cement

- Below Zero PVC is formulated for use down to -10°F (-23°C) with clear finish.
- Regular-bodied with fast set time.
- For use with PVC Schedule 40 and 80 up to 6" diameter.
- Recommended for potable water, pressure pipe, conduit, DWV and SW pipe applications.
- Meets ASTM D2564, California SCAQMD 1168/316A.

Product No.	Size	Description	Ctn. Qty.
60142	8 oz.	Below Zero PVC - Clear - Dauber In Cap	24
60145	16 oz.	Below Zero PVC - Clear - Jumbo Dauber In Cap	12
60148	32 oz.	Below Zero PVC - Clear - Jumbo Dauber In Cap	12

## PVC CEMENTS



#60165 shown



### PVC - Clear, Heavy Body, Slow Set Cement

- Thick formulation with good working time and wide pipe size working range.
- Heavy-bodied with slow set and clear finish.
- For use with PVC Schedule 40 and 80, up to 15" diameter interference fit.
- Recommended for potable water, pressure pipe, conduit, DWV and SW pipe applications.
- Meets ASTM D2564, California SCAQMD 1168/316A.

Product No.	Size	Description	Ctn. Qty.
60155	8 oz.	PVC - Clear - Dauber In Cap	24
60160	16 oz.	PVC - Clear - Jumbo Dauber In Cap	12
60165	32 oz.	PVC - Clear - Jumbo Dauber In Cap	12



#60220 shown



### PVC - Gray, Heavy Body, Slow Set Cement

- Thick formulation with good working time and wide pipe size working range.
- Heavy-bodied with slow set and gray finish.
- For use with PVC Schedule 40 and 80, up to 15" diameter interference fit.
- Recommended for potable water, pressure pipe, conduit, DWV and SW pipe applications.
- Meets ASTM D2564, California SCAQMD 1168/316A.

Product No.	Size	Description	Ctn. Qty.
60210	8 oz.	PVC - Gray - Dauber In Cap	24
60215	16 oz.	PVC - Gray - Jumbo Dauber In Cap	12
60220	32 oz.	PVC - Gray - Jumbo Dauber In Cap	12
60225	Gallon	PVC - Gray	6



#60260 shown



### Wet Set PVC - Aqua Blue, Medium Body, Fast Set Cement

- Hot formulation ideal for use in very wet or where quick pressurization is required.
- Medium-bodied with fast set and aqua blue finish.
- For use with PVC Schedule 40 and 80, up to 8" diameter interference fit.
- Recommended for irrigation, pool, potable water, pressure pipe, and DWV pipe applications.
- Meets ASTM D2564, California SCAQMD 1168/316A.

Product No.	Size	Description	Ctn. Qty.
60253	8 oz.	Wet Set PVC - Aqua Blue - Dauber In Cap	12
60255	16 oz.	Wet Set PVC - Aqua Blue - Jumbo Dauber In Cap	12
60260	32 oz.	Wet Set PVC - Aqua Blue - Jumbo Dauber In Cap	12





## CPVC CEMENTS



#60320 shown



### CPVC Orange, Medium Body, Fast Set Cement

- Approved for hot and cold water systems up to 200°F (93°C).
- Medium-bodied with fast set time formulation and orange finish.
- For use with CPVC Schedule 40 and 80 up to 6" diameter interference fit.
- Recommended for potable water, DWV and SW pipe applications.
- Meets ASTM F493 and D2846, California SCAQMD 1168/316A.

Product No.	Size	Description	Ctn. Qty.
60303	4 oz.	CPVC Orange - Dauber In Cap	12
60313	8 oz.	CPVC Orange - Dauber In Cap	12
60315	16 oz.	CPVC Orange - Jumbo Dauber In Cap	12
60320	32 oz.	CPVC Orange - Jumbo Dauber In Cap	12

## PRIMERS & CLEANERS



#60420 shown



### PVC/CPVC Primer - Purple

- Softens, cleans and prepares surface of PVC and CPVC pipe and fittings for cement.
- For use with all PVC and CPVC class and schedules.
- Meets ASTM F656, California SCAQMD 1171/M24.

Product No.	Size	Description	Ctn. Qty.
60403	4 oz.	Primer - Purple - Dauber In Cap	12
60413	8 oz.	Primer - Purple - Dauber In Cap	12
60415	16 oz.	Primer - Purple - Jumbo Dauber In Cap	12
60420	32 oz.	Primer - Purple - Jumbo Dauber In Cap	12
60425	Gallon	Primer - Purple	6



#60490 shown



### PVC Primer - Purple

- Softens, cleans and prepares surface of PVC pipe and fittings for cement.
- For use with all PVC class and schedules.
- Meets ASTM F656, California SCAQMD 1171/M24.

Product No.	Size	Description	Ctn. Qty.
60473	4 oz.	PVC Primer - Purple - Dauber In Cap	12
60483	8 oz.	PVC Primer - Purple - Dauber In Cap	12
60485	16 oz.	PVC Primer - Purple - Jumbo Dauber In Cap	12
60490	32 oz.	PVC Primer - Purple - Jumbo Dauber In Cap	12
60495	Gallon	PVC Primer - Purple	6

**PRIMERS & CLEANERS**


#60465 shown


**PVC Primer - Clear**

- Softens, cleans and prepares surface of PVC pipe and fittings for cement.
- Clear finish.
- For use with all PVC class and schedules.
- Meets ASTM F656, California SCAQMD 1171/M24.

Product No.	Size	Description	Ctn. Qty.
60453	4 oz.	PVC Primer - Clear - Dauber In Cap	12
60458	8 oz.	PVC Primer - Clear - Dauber In Cap	12
60460	16 oz.	PVC Primer - Clear - Jumbo Dauber In Cap	12
60465	32 oz.	PVC Primer - Clear - Jumbo Dauber In Cap	12
60470	Gallon	PVC Primer - Clear	6



#60447 shown


**PVC/CPVC Un-Purple Primer**

- Softens, cleans and prepares surface of PVC and CPVC pipe and fittings for cement.
- Special purple dye appears clear – purple color is visible only under UV light.
- For use with all PVC and CPVC class and schedules.
- Meets ASTM F656, California SCAQMD 1171/M24.

Product No.	Size	Description	Ctn. Qty.
60445	16 oz.	PVC/CPVC Un-Purple Primer - Jumbo Dauber In Cap	12
60447	32 oz.	PVC/CPVC Un-Purple Primer - Jumbo Dauber In Cap	12



#60667 shown


**Plastic Pipe and Fittings Cleaner – Clear**

- Fast acting formula removes foreign matter and dirt from ABS, PVC and CPVC pipe and fittings.
- For use with all class and schedules.
- Meets California SCAQMD 1171/M24.

Product No.	Size	Description	Ctn. Qty.
60652	4 oz.	Cleaner - Clear - Dauber In Cap	12
60659	8 oz.	Cleaner - Clear - Dauber In Cap	12
60664	16 oz.	Cleaner - Clear - Jumbo Dauber In Cap	12
60667	32 oz.	Cleaner - Clear - Jumbo Dauber In Cap	12

**ABS CEMENTS**


#60520 shown


**ABS - Black, Medium Body, Fast Set Cement**

- ABS cement designed to setup quickly with black finish.
- Medium-bodied with fast set time formulation.
- For use with all classes and schedule of ABS pipe, up to 6" diameter interference fit.
- Recommended for all non-pressure applications.
- Meets ASTM D2235, California SCAQMD 1168/316A.

Product No.	Size	Description	Ctn. Qty.
60503	4 oz.	ABS - Black - Dauber In Cap	12
60513	8 oz.	ABS - Black - Dauber In Cap	12
60515	16 oz.	ABS - Black - Jumbo Dauber In Cap	12
60520	32 oz.	ABS - Black - Jumbo Dauber In Cap	12



## ABS CEMENTS



#60720 shown



### Multi-Purpose - Milky, Medium Body, Fast Set Cement

- Formulated for use with PVC, CPVC and ABS pipe with opaque white finish.
- For use with PVC, CPVC and ABS Schedule 40 and 80, up to 6" diameter interference fit.
- Meets ASTM D2564, D2235, F493, California SCAQMD 1168/316A.
- Check with local codes and jurisdiction for acceptability.

Product No.	Size	Description	Ctn. Qty.
60703	4 oz.	Multi-Purpose - Milky - Dauber In Cap	12
60713	8 oz.	Multi-Purpose - Milky - Dauber In Cap	12
60715	16 oz.	Multi-Purpose - Milky - Jumbo Dauber In Cap	12
60720	32 oz.	Multi-Purpose - Milky - Jumbo Dauber In Cap	12

## UNI-WELD SERIES PVC CEMENTS



#1236S shown



PW-DWV-SW

### PVC 1200 Series Medium Clear Cement

- Medium-bodied clear cement for use on all schedules and classes of PVC pipe and fittings up to 6" diameter with interference fit.
- Lo-V.O.C. Solvent Cement meets California South Coast Air Quality Management District (SCAQMD) 1168/316A or BAAQMD Method 40 and various environmental requirements.
- Recommended for potable water, pressure pipe and DWV.
- Recommended application temperature 40°F to 110°F / 4°C to 43°C.
- Meets ASTM D2564.

Product No.	Size	Description	Ctn. Qty.
1256S	8 oz.	PVC Medium Clear	24
1246S	16 oz.	PVC Medium Clear	24
1236S	32 oz.	PVC Medium Clear	12
1224	Gallon	PVC Medium Clear	6



#1536S shown



PW-DWV-SW

### PVC 1500 Series Heavy Duty Clear Cement

- Heavy duty clear cement for use on all schedules and classes of PVC pipe and fittings up to 12" diameter with interference fit, up to 18" for non-pressure.
- Lo-V.O.C. Solvent Cement meets California South Coast Air Quality Management District (SCAQMD) 1168/316A or BAAQMD Method 40 and various environmental requirements.
- Recommended application temperature 40°F to 110°F / 4°C to 43°C.
- Thick formula fills gaps in large diameter pipe, pipe fitting and loose fitting joints.
- Recommended for potable water, pressure pipe, conduit and DWV.
- Meets ASTM D2564.

Product No.	Size	Description	Ctn. Qty.
1546S	16 oz.	PVC Heavy Duty Clear	24
1536S	32 oz.	PVC Heavy Duty Clear	12
1524	Gallon	PVC Heavy Duty Clear	6



#1636S shown



PW-DWV-SW

### PVC 1600 Series Medium Gray Cement

- Medium-bodied clear cement for use on all schedules and classes of PVC pipe and fittings up to 6" diameter with interference fit.
- Lo-V.O.C. Solvent Cement meets California South Coast Air Quality Management District (SCAQMD) 1168/316A or BAAQMD Method 40 and various environmental requirements.
- Recommended application temperature 40°F to 110°F / 4°C to 43°C.
- Recommended for potable water, pressure pipe and DWV.
- Meets ASTM D2564.

Product No.	Size	Description	Ctn. Qty.
1636S	32 oz.	PVC Medium Gray	12
1624	Gallon	PVC Medium Gray	6

## UNI-WELD SERIES PVC CEMENTS



#1736S shown



PW-DWV-SW

### PVC 1700 Series Heavy Duty Gray Cement

- Heavy duty gray cement for use on all schedules and classes of PVC pipe and fittings up to 12" diameter with interference fit, up to 18" for non-pressure.
- Lo-V.O.C. Solvent Cement meets California South Coast Air Quality Management District (SCAQMD) 1168/316A or BAAQMD Method 40 and various environmental requirements.
- Recommended application temperature 40°F to 110°F / 4°C to 43°C.
- Thick formula fills gaps in large diameter pipe and pipe and fittings, loose fitting joints.
- Recommended for water, pressure pipe and DWV.
- Meets ASTM D2564.

Product No.	Size	Description	Ctn. Qty.
1746S	16 oz.	PVC Heavy Duty Gray	24
1736S	32 oz.	PVC Heavy Duty Gray	12
1724	Gallon	PVC Heavy Duty Gray – Wide Mouth Can	6



#1836S shown



PW-DWV-SW

### PVC 1800 Series Super 30® Extra Heavy Body Gray Cement

- Extra heavy-bodied medium-setting gray cement for use on PVC pipe and fittings up to 30" diameter.
- Lo-V.O.C. Solvent Cement meets California South Coast Air Quality Management District (SCAQMD) 1168/316A or BAAQMD Method 40 and various environmental requirements.
- Builds up for large diameter installation to fill gaps.
- Recommended application temperature 40°F to 110°F / 4°C to 43°C.
- Formulated for quick installation.
- Recommended for potable water, pressure pipe and DWV.
- Meets ASTM D2564.

Product No.	Size	Description	Ctn. Qty.
1836S	32 oz.	Extra Heavy Duty Gray	12
1824	Gallon	Extra Heavy Duty Gray – Wide Mouth Can	6



#2236S shown



PW-DWV-SW

### PVC 2200 Series Regular Clear Cement

- Regular-bodied clear cement for use on all schedules and classes of PVC pipe and fittings up to 4" for Sch. 40 and up to 2" for Sch. 80.
- Lo-V.O.C. Solvent Cement meets California South Coast Air Quality Management District (SCAQMD) 1168/316A or BAAQMD Method 40 and various environmental requirements.
- Recommended for potable water, pressure pipe and DWV.
- Recommended application temperature 40°F to 110°F / 4°C to 43°C.
- Sets up quickly.
- Meets ASTM D2564.

Product No.	Size	Description	Ctn. Qty.
2266S	4 oz.	PVC Regular Clear	24
2256S	8 oz.	PVC Regular Clear	24
2246S	16 oz.	PVC Regular Clear	24
2236S	32 oz.	PVC Regular Clear	12
2224	Gallon	PVC Regular Clear	6



UNI-WELD SERIES PVC CEMENTS



#2636S shown



**PVC 2600 Series Polar-Weld™ All Weather Cement**

- Medium-bodied clear cement for use on all schedules and classes of PVC pipe and fittings up to 6" diameter with interference fit.
- Lo-V.O.C. Solvent Cement meets California South Coast Air Quality Management District (SCAQMD) 1168/316A or BAAQMD Method 40 and various environmental requirements.
- Recommended for potable water, pressure pipe and DWV.
- Formulated for fast initial set-up at temperatures down to -15°F to 110°F / -26°C to 43°C.
- No primer needed on non-pressure DWV, where local codes permit.
- Meets ASTM D2564.

Product No.	Size	Description	Ctn. Qty.
2656S	8 oz.	Polar-Weld PVC All Weather	24
2646S	16 oz.	Polar-Weld PVC All Weather	24
2636S	32 oz.	Polar-Weld PVC All Weather	12
2624	Gallon	Polar-Weld PVC All Weather	6



#2836S shown



**PVC 2800 Series Regular Clear Fast Set Cement**

- Regular-bodied clear cement for use on all schedules and classes of PVC pipe and fittings up to 4" for Sch. 40 and up to 2" for Sch. 80.
- Lo-V.O.C. Solvent Cement meets California South Coast Air Quality Management District (SCAQMD) 1168/316A or BAAQMD Method 40 and various environmental requirements.
- Recommended for potable water, pressure pipe and DWV.
- Recommended application temperature 40°F to 110°F / 4°C to 43°C.
- Sets up quickly.
- Meets ASTM D2564.

Product No.	Size	Description	Ctn. Qty.
2866S	4 oz.	PVC Regular Clear Fast Set	24
2856S	8 oz.	PVC Regular Clear Fast Set	24
2846S	16 oz.	PVC Regular Clear Fast Set	24
2836S	32 oz.	PVC Regular Clear Fast Set	12
2824	Gallon	PVC Regular Clear Fast Set	6

UNI-WELD SERIES CPVC, ABS & MULTI-PURPOSE CEMENTS



#3236S shown



**CPVC 3200 Series Medium Orange Cement**

- Medium-bodied orange cement for use on CPVC pipe and fittings up to 6" diameter.
- Lo-V.O.C. Solvent Cement meets California South Coast Air Quality Management District (SCAQMD) 1168/316A or BAAQMD Method 40 and various environmental requirements.
- Recommended application temperature 40°F to 110°F / 4°C to 43°C.
- Recommended for hot and cold potable water pressure pipe.
- Meets ASTM F493.

Product No.	Size	Description	Ctn. Qty.
3256S	8 oz.	CPVC Medium Orange	24
3246S	16 oz.	CPVC Medium Orange	24
3236S	32 oz.	CPVC Medium Orange	12



# UNI-WELD SERIES CPVC, ABS & MULTI-PURPOSE CEMENTS



#6236S shown



## 6200 Series Multi-Purpose Clear Cement

- Regular-bodied clear cement for use on all schedules and classes of PVC, CPVC and ABS pipe and fittings up to 2" diameter with interference fit.
- Recommended for potable water, pressure pipe and DWV.
- Recommended application temperature 40°F to 110°F / 4°C to 43°C.
- Meets performance requirements of ASTM D2564, D2235 and F493.

Product No.	Size	Description	Ctn. Qty.
6266S	4 oz.	Multi-Purpose Regular Clear	24
6256S	8 oz.	Multi-Purpose Regular Clear	24
6246S	16 oz.	Multi-Purpose Regular Clear	24
6236S	32 oz.	Multi-Purpose Regular Clear	12



#4436S shown



## ABS 4400 Series Medium Black Cement

- Medium-bodied black cement for use on all schedules and classes of ABS pipe and fittings up to 6" diameter with interference fit.
- Lo-V.O.C. Solvent Cement meets California South Coast Air Quality Management District (SCAQMD) 1168/316A or BAAQMD Method 40 and various environmental requirements.
- For all non-pressure applications.
- Recommended application temperature 40°F to 110°F / 4°C to 43°C.
- Meets ASTM D2235.

Product No.	Size	Description	Ctn. Qty.
4466S	4 oz.	ABS Medium Black	24
4456S	8 oz.	ABS Medium Black	24
4446S	16 oz.	ABS Medium Black	24
4436S	32 oz.	ABS Medium Black	12

# UNI-WELD SERIES PRIMERS & CLEANERS



#7336S shown



## 7300 Series All Purpose Clear Cleaner

- Clear cleaner for ABS, PVC and CPVC pipe and fittings.
- Lo-V.O.C. Solvent Cement meets California South Coast Air Quality Management District (SCAQMD) 1171/M24 or BAAQMD Method 40 and various environmental requirements.
- Flows freely and evaporates quickly.
- Fast acting cleaner removes surface dirt, grease and grime.
- All schedules and all diameters.

Product No.	Size	Description	Ctn. Qty.
7366S	4 oz.	Clear Cleaner	24
7356S	8 oz.	Clear Cleaner	24
7346S	16 oz.	Clear Cleaner	24
7336S	32 oz.	Clear Cleaner	12
7324	Gallon	Clear Cleaner	6

## UNI-WELD SERIES PRIMERS & CLEANERS



#8036S shown



### 8000 Series Prime-Tite™ Blue Primer – NSF Listed

- Blue-tinted aggressive primer for use on PVC and CPVC pipe and fittings.
- Lo-V.O.C. Solvent Cement meets California South Coast Air Quality Management District (SCAQMD) 1171/M24 or BAAQMD Method 40 and various environmental requirements.
- Formulated to work with all "TITE" products.
- Meets ASTM F656.

Product No.	Size	Description	Ctn. Qty.
8046S	16 oz.	Prime-Tite Blue Primer	24
8036S	32 oz.	Prime-Tite Blue Primer	12



#8736S shown



### 8700 Series Purple Primer – NSF Listed

- Purple-tinted aggressive primer for use on PVC and CPVC pipe and fittings.
- Lo-V.O.C. Solvent Cement meets California South Coast Air Quality Management District (SCAQMD) 1171/M24 or BAAQMD Method 40 and various environmental requirements.
- For use in areas where plumbing code calls for verification that a primer has been used.
- Removes surface dirt, grease and grime as well as softens the pipe surface to allow a fast, secure solvent weld.

Product No.	Size	Description	Ctn. Qty.
8766S	4 oz.	Purple Primer	24
8756S	8 oz.	Purple Primer	24
8746S	16 oz.	Purple Primer	24
8736S	32 oz.	Purple Primer	12
8724	Gallon	Purple Primer	6



#8836S shown



### 8800 Series Purple Primer/Cleaner

- Purple-tinted aggressive primer for use on PVC and CPVC pipe and fittings.
- Lo-V.O.C. Solvent Cement meets California South Coast Air Quality Management District (SCAQMD) 1171/M24 or BAAQMD Method 40 and various environmental requirements.
- Less aggressive than clear primer and purple primer.
- Removes surface dirt, grease and grime as well as softens the pipe surface to allow a fast, secure solvent weld.

Product No.	Size	Description	Ctn. Qty.
8836S	32 oz.	Purple Primer/Cleaner	12
8824	Gallon	Purple Primer/Cleaner	6

## UNI-WELD SERIES PRIMERS & CLEANERS



#9336S shown



### 9300 Series Clear Primer – NSF Listed

- A clear aggressive primer for use on PVC and CPVC.
- Lo-V.O.C. Solvent Cement meets California South Coast Air Quality Management District (SCAQMD) 1171/M24 or BAAQMD Method 40 and various environmental requirements.
- Removes surface dirt, grease and grime as well as softens the pipe surface to allow a fast, secure solvent weld.
- All schedules and all diameters.
- Meets ASTM F656.

Product No.	Size	Description	Ctn. Qty.
9366S	4 oz.	Clear Primer – NSF Listed	24
9356S	8 oz.	Clear Primer – NSF Listed	24
9346S	16 oz.	Clear Primer – NSF Listed	24
9336S	32 oz.	Clear Primer – NSF Listed	12
9324	Gallon	Clear Primer – NSF Listed	6

## “TITE SERIES” CEMENTS



#2036S shown



### PVC 2000 Series Plumb-Tite™ Medium “Hot” Blue Cement

- Medium-bodied blue colored cement for use on all schedules and classes of flexible and rigid PVC pipe and fittings up to 6" with interference fit.
- Lo-V.O.C. Solvent Cement meets California South Coast Air Quality Management District (SCAQMD) 1168/316A or BAAQMD Method 40 and various environmental requirements.
- No primer needed on non-pressure DWV, where local codes permit.
- Very fast setting cement formulated for wet conditions and/or quick pressurization and fast installation.
- Recommended application temperature 40°F to 110°F / 4°C to 43°C.
- Recommended for potable water, pressure pipe and DWV.
- Meets ASTM D2564.

Product No.	Size	Description	Ctn. Qty.
2066S	4 oz.	PVC Plumb-Tite Medium “Hot” Blue	24
2056S	8 oz.	PVC Plumb-Tite Medium “Hot” Blue	24
2046S	16 oz.	PVC Plumb-Tite Medium “Hot” Blue	24
2036S	32 oz.	PVC Plumb-Tite Medium “Hot” Blue	12
2024	Gallon	PVC Plumb-Tite Medium “Hot” Blue	6



#2346S shown



### PVC 2300 Series Pool-Tite™ Medium Blue “Hot” Cement

- Medium-bodied blue colored cement for use on all schedules and classes of flexible and rigid PVC pipe and fittings up to 6" with interference fit.
- Lo-V.O.C. Solvent Cement meets California South Coast Air Quality Management District (SCAQMD) 1168/316A or BAAQMD Method 40 and various environmental requirements.
- No primer needed on non-pressure DWV, where local codes permit.
- Very fast setting cement formulated for wet conditions and/or quick pressurization and fast installation.
- Recommended application temperature 40°F to 110°F / 4°C to 43°C.
- Recommended for potable water, pressure pipe and DWV.
- Meets ASTM D2564.

Product No.	Size	Description	Ctn. Qty.
2366S	4 oz.	PVC Pool-Tite Medium “Hot” Blue	24
2356S	8 oz.	PVC Pool-Tite Medium “Hot” Blue	24
2346S	16 oz.	PVC Pool-Tite Medium “Hot” Blue	24
2336S	32 oz.	PVC Pool-Tite Medium “Hot” Blue	12
2324	Gallon	PVC Pool-Tite Medium “Hot” Blue	6

“TITE SERIES” CEMENTS



#2936S shown



PW-DWV-SW

**PVC 2900 Series Pool-Clear™ Medium Clear Cement**

- Medium-bodied clear cement for use on all schedules and classes of flexible and rigid PVC pipe and fittings up to 6" with interference fit.
- Lo-V.O.C. Solvent Cement meets California South Coast Air Quality Management District (SCAQMD) 1168/316A or BAAQMD Method 40 and various environmental requirements.
- Specially formulated for use with flexible and rigid piping systems.
- Recommended application temperature 40°F to 110°F / 4°C to 43°C.
- Recommended for potable water, pressure pipe and DWV.
- Meets ASTM D2564.

Product No.	Size	Description	Ctn. Qty.
2946S	16 oz.	PVC Pool-Clear Medium Clear	24
2936S	32 oz.	PVC Pool-Clear Medium Clear	12



#2436S shown



PW-DWV-SW

**PVC 2400 Series Turf-Tite™ Medium “Hot” Blue Cement**

- Medium-bodied blue colored cement for use on all schedules and classes of flexible and rigid PVC pipe and fittings up to 6" with interference fit.
- Lo-V.O.C. Solvent Cement meets California South Coast Air Quality Management District (SCAQMD) 1168/316A or BAAQMD Method 40 and various environmental requirements.
- No primer needed on non-pressure DWV, where local codes permit.
- Very fast setting cement formulated for wet conditions and/or quick pressurization and fast installation.
- Recommended application temperature 40°F to 110°F / 4°C to 43°C.
- Recommended for potable water, pressure pipe and DWV.
- Meets ASTM D2564.

Product No.	Size	Description	Ctn. Qty.
2466S	4 oz.	PVC Turf-Tite Medium “Hot” Blue	24
2456S	8 oz.	PVC Turf-Tite Medium “Hot” Blue	24
2446S	16 oz.	PVC Turf-Tite Medium “Hot” Blue	24
2436S	32 oz.	PVC Turf-Tite Medium “Hot” Blue	12
2424	Gallon	PVC Turf-Tite Medium “Hot” Blue	6



#2736S shown



**PVC 2700 Series Multi-Tite™ Medium Blue “Hot” Solvent Cement**

- Medium-bodied blue colored cement for use on PVC and CPVC pipe and fittings up to 6" with interference fit.
- Lo-V.O.C. Solvent Cement meets California South Coast Air Quality Management District (SCAQMD) 1168/316A or BAAQMD Method 40 and various environmental requirements.
- No primer needed on non-pressure DWV, where local codes permit.
- Very fast setting cement formulated for wet conditions and/or quick pressurization and fast installation.
- Recommended application temperature 40°F to 110°F / 4°C to 43°C.
- Recommended for potable water, pressure pipe and DWV.
- Meets ASTM D2564.

Product No.	Size	Description	Ctn. Qty.
2766S	4 oz.	PVC Multi-Tite Medium “Hot” Blue	24
2756S	8 oz.	PVC Multi-Tite Medium “Hot” Blue	24
2746S	16 oz.	PVC Multi-Tite Medium “Hot” Blue	24
2736S	32 oz.	PVC Multi-Tite Medium “Hot” Blue	12

## “TITE SERIES” CEMENTS



#24436S shown



PW-DWV-SW

### PVC Spa-Tite™ Heavy Duty “Hot” Blue Cement

- Heavy-bodied blue colored cement for use on all schedules and classes of flexible and rigid PVC pipe and fittings up to 12" with interference fit.
- Lo-V.O.C. Solvent Cement meets California South Coast Air Quality Management District (SCAQMD) 1168/316A or BAAQMD Method 40 and various environmental requirements.
- Specially formulated for use with flexible and rigid piping systems.
- Very fast setting cement formulated for wet conditions and/or quick pressurization and fast installation.
- Recommended application temperature 40°F to 110°F / 4°C to 43°C.
- Recommended for potable water, pressure pipe and DWV.
- Meets ASTM D2564.

Product No.	Size	Description	Ctn. Qty.
24436S	32 oz.	PVC Spa-Tite Heavy Duty Blue	12



#24336S shown



PW-DWV-SW

### PVC Spa-Tite™ Heavy Duty “Hot” Clear Cement

- Heavy-bodied clear cement for use on all schedules and classes of flexible and rigid PVC pipe and fittings up to 12" with interference fit.
- Lo-V.O.C. Solvent Cement meets California South Coast Air Quality Management District (SCAQMD) 1168/316A or BAAQMD Method 40 and various environmental requirements.
- Specially formulated for use with flexible and rigid piping systems.
- Very fast setting cement formulated for wet conditions schedules and classes of flexible and rigid PVC pipe and/or quick pressurization and fast installation.
- Recommended application temperature 40°F to 110°F / 4°C to 43°C.
- Recommended for all grades and types of PVC pipe and fittings potable water, pressure pipe and DWV.
- Meets ASTM D2564.

Product No.	Size	Description	Ctn. Qty.
24336S	32 oz.	PVC Spa-Tite Heavy Duty Clear	12



#3036S shown



PW-DWV-SW

### PVC 3000 Series Well-Tite™ Medium “Hot” Blue Cement

- Medium-bodied blue colored cement for use on all schedules and classes of flexible and rigid PVC pipe and fittings up to 6" with interference fit.
- Lo-V.O.C. Solvent Cement meets California South Coast Air Quality Management District (SCAQMD) 1168/316A or BAAQMD Method 40 and various environmental requirements.
- No primer needed on non-pressure DWV, where local codes permit.
- Very fast setting cement formulated for wet conditions and/or quick pressurization and fast installation.
- Recommended application temperature 40°F to 110°F / 4°C to 43°C.
- Recommended for potable water, pressure pipe and DWV.
- Meets ASTM D2564.

Product No.	Size	Description	Ctn. Qty.
3046S	16 oz.	PVC Well-Tite Medium “Hot” Blue	24
3036S	32 oz.	PVC Well-Tite Medium “Hot” Blue	12
3024	Gallon	PVC Well-Tite Medium “Hot” Blue	6



PLASTI-WELD SERIES PVC CEMENTS



#30366S shown



**303 PVC Series Regular Clear Cement**

- Regular-bodied clear cement for use on all schedules and classes of PVC pipe and fittings up to 4" for Sch. 40 and up to 2" for Sch. 80.
- Recommended application temperature 40°F to 110°F / 4°C to 43°C.
- Meets ASTM D2564, California SCAQMD 1168/316A.

Product No.	Size	Description	Ctn. Qty.
30366S	4 oz.	PVC Regular Clear	24
30356S	8 oz.	PVC Regular Clear	24



#4036S shown



**PVC 403 Series Medium Gray Cement**

- Medium-bodied clear cement for use on all schedules and classes of PVC pipe and fittings up to 6" diameter with interference fit.
- Recommended application temperature 40°F to 110°F / 4°C to 43°C.
- Meets ASTM D2564, California SCAQMD 1168/316A.

Product No.	Size	Description	Ctn. Qty.
40336S	32 oz.	PVC Medium Gray	12
40324	Gallon	PVC Medium Gray	6



#40436S shown



**PVC 404 Series Medium Clear Cement**

- Medium-bodied clear cement for use on all schedules and classes of PVC pipe and fittings up to 6" diameter with interference fit.
- Recommended application temperature 40°F to 110°F / 4°C to 43°C.
- Meets ASTM D2564, California SCAQMD 1168/316A.

Product No.	Size	Description	Ctn. Qty.
40456S	8 oz.	PVC Medium Clear	24
40446S	16 oz.	PVC Medium Clear	24
40436S	32 oz.	PVC Medium Clear	12

# PLASTI-WELD SERIES PRIMERS & CLEANERS



#80336S shown



## 803 Series Clear Cleaner

- Clear cleaner for ABS, PVC and CPVC pipe and fittings.
- Fast acting cleaner removes surface dirt, grease and grime.
- Meets California SCAQMD 1171/M24.

Product No.	Size	Description	Ctn. Qty.
80336S	32 oz.	Clear Cleaner	12
80324	Gallon	Clear Cleaner	6



#90346S shown



## 903 Series Purple Primer – NSF Listed

- Purple-tinted aggressive primer for use on PVC and CPVC pipe and fittings.
- For use in areas where plumbing code calls for verification that a primer has been used.
- Meets ASTM F656, California SCAQMD 1171/M24.

Product No.	Size	Description	Ctn. Qty.
90346S	16 oz.	Purple Primer	24
90336S	32 oz.	Purple Primer	12
90324	Gallon	Purple Primer	6



## MULTI-PURPOSE CEMENTS



#018030-12 shown



### MP-6 Multi-Purpose Milky Clear Cement

- For ABS, PVC and CPVC pipe and fittings up to 6"
- Medium-bodied, medium set, milky clear cement for use on all ABS, PVC and CPVC pipe and fittings.
- Recommended application temperature 40°F to 110°F / 4°C to 43°C.
- Meets performance requirements of ASTM D2235, D2564 & F493, California SCAQMD 1168/316A.
- Always check local codes for acceptability of this product.

Product No.	Size	Description	Ctn. Qty.
018000-24	4 oz.	MP-6 Multi-Purpose	24
018010-24	8 oz	MP-6 Multi-Purpose	24
018020-12	16 oz	MP-6 Multi-Purpose	12
018030-12	32 oz.	MP-6 Multi-Purpose	12

## PVC CEMENTS



#018130-12 shown



### PVC P-4 Regular-Bodied Clear Cement

- For PVC pipe and fittings up to 4"
- Regular-bodied, fast set clear cement for use on PVC pipe and fittings.
- Recommended application temperature 40°F to 110°F / 4°C to 43°C.
- Meets ASTM D2564, California SCAQMD 1168/316A.

Product No.	Size	Description	Ctn. Qty.
018100-6	4 oz.	PVC Regular Bodied Clear	6
018100-24	4 oz	PVC Regular Bodied Clear	24
018110-24	8 oz	PVC Regular Bodied Clear	24
018120-12	16 oz	PVC Regular Bodied Clear	12
018130-12	32 oz.	PVC Regular Bodied Clear	12
018140	1 Gallon	PVC Regular Bodied Clear	6



#018180-12 shown



### PVC P-6 Medium-Bodied Clear Cement

- For PVC pipe and fittings up to 6"
- Medium-bodied, medium set clear cement for use on PVC pipe and fittings.
- Recommended application temperature 40°F to 110°F / 4°C to 43°C.
- Meets ASTM D2564, California SCAQMD 1168/316A.

Product No.	Size	Description	Ctn. Qty.
018150-24	4 oz.	PVC Medium Bodied Clear	24
018160-24	8 oz	PVC Medium Bodied Clear	24
018170-12	16 oz	PVC Medium Bodied Clear	12
018180-12	32 oz	PVC Medium Bodied Clear	12
018190	1 Gallon	PVC Medium Bodied Clear	6



#018230-12 shown



### PVC P-12 Heavy-Bodied Clear Cement

- For PVC pipe and fittings up to 12"
- Heavy-bodied, medium set clear cement for use on PVC pipe and fittings.
- Recommended application temperature 40°F to 110°F / 4°C to 43°C.
- Meets ASTM D2564, California SCAQMD 1168/316A.

Product No.	Size	Description	Ctn. Qty.
018200-24	4 oz.	PVC Heavy-Bodied Clear	24
018210-24	8 oz	PVC Heavy-Bodied Clear	24
018220-12	16 oz	PVC Heavy-Bodied Clear	12
018230-12	32 oz	PVC Heavy-Bodied Clear	12
018240	1 Gallon	PVC Heavy-Bodied Clear	6



## PVC CEMENTS



#018280-12 shown



PW-DWV-SW

### PVC P-12G Heavy-Bodied Clear Cement

- For PVC pipe and fittings up to 12".
- Heavy-bodied, medium set gray cement for use on PVC pipe and fittings.
- Recommended application temperature 40°F to 110°F / 4°C to 43°C.
- Meets ASTM D2564, California SCAQMD 1168/316A.

Product No.	Size	Description	Ctn. Qty.
018270-12	16 oz	PVC Heavy Bodied Clear	12
018280-12	32 oz	PVC Heavy Bodied Clear	12
018290	1 Gallon	PVC Heavy Bodied Clear	6

## SPECIAL CONDITIONS PVC CEMENTS



#018330-12 shown



PW-DWV-SW

### PVC All Temp, All Weather Clear Cement

- For PVC pipe and fittings up to 6".
- Medium-bodied, very fast set clear cement for use on PVC pipe and fittings.
- Recommended application temperature -15°F to 110°F / -26°C to 43°C.
- Meets ASTM D2564, California SCAQMD 1168/316A.

Product No.	Size	Description	Ctn. Qty.
018320-12	16 oz	PVC All Temp, All Weather Clear	12
018330-12	32 oz	PVC All Temp, All Weather Clear	12
018340	1 Gallon	PVC All Temp, All Weather Clear	6



#018430-12 shown



PW-DWV-SW

### PVC Wet Set, Wet Conditions Hot Blue Cement

- For PVC pipe and fittings up to 6".
- Medium-bodied, very fast setting blue cement for use on PVC pipe and fittings.
- Recommended application temperature -15°F to 110°F / -26°C to 43°C.
- Meets ASTM D2564, California SCAQMD 1168/316A.

Product No.	Size	Description	Ctn. Qty.
018400-6	4 oz	PVC Wet Set, Wet Conditions Hot Blue	6
018400-24	4 oz	PVC Wet Set, Wet Conditions Hot Blue	24
018410-24	8 oz	PVC Wet Set, Wet Conditions Hot Blue	24
018420-12	16 oz	PVC Wet Set, Wet Conditions Hot Blue	12
018430-12	32 oz	PVC Wet Set, Wet Conditions Hot Blue	12
018440	1 Gallon	PVC Wet Set, Wet Conditions Hot Blue	6



## ABS CEMENTS



#018530-12 shown



### ABS A-6 Black Cement

- For ABS pipe and fittings up to 6".
- Medium-bodied, medium set black cement on ABS pipe and fittings.
- Recommended for non-pressure applications.
- Recommended application temperature 40°F to 110°F / 4°C to 43°C.
- Meets ASTM D2235, California SCAQMD 1168/316A.

Product No.	Size	Description	Ctn. Qty.
018500-24	4 oz.	ABS Medium-Bodied Black	24
018510-24	8 oz	ABS Medium-Bodied Black	24
018520-12	16 oz	ABS Medium-Bodied Black	12
018530-12	32 oz	ABS Medium-Bodied Black	12
018540	1 Gallon	ABS Medium-Bodied Black	6

## CPVC CEMENTS



#018730-12 shown



### CPVC C-4 Regular Bodied Orange Cement

- For CPVC pipe and fittings up to 4".
- Regular-bodied, fast set orange cement for use on CPVC pipe and fittings.
- Recommended application temperature 40°F to 110°F / 4°C to 43°C.
- Meets ASTM F493 & D2846, California SCAQMD 1168/316A.

Product No.	Size	Description	Ctn. Qty.
018700-6	4 oz.	CPVC Regular-Bodied Orange	6
018700-24	4 oz	CPVC Regular-Bodied Orange	24
018710-24	8 oz	CPVC Regular-Bodied Orange	24
018720-12	16 oz	CPVC Regular-Bodied Orange	12
018730-12	32 oz	CPVC Regular-Bodied Orange	12

## PRIMERS & CLEANERS



#019030-12 shown



### Clear Primer

- For PVC & CPVC pipe and fittings.
- Professional grade clear primer for use on CPVC and PVC pipe and fittings.
- Removes surface dirt, grease and grime, as well as softens the pipe surface to allow a fast, secure solvent weld.
- Meets ASTM F656, California SCAQMD 1171/M24.

Product No.	Size	Description	Ctn. Qty.
019000-24	4 oz.	Professional Grade Clear Primer	24
019010-24	8 oz	Professional Grade Clear Primer	24
019020-12	16 oz	Professional Grade Clear Primer	12
019030-12	32 oz	Professional Grade Clear Primer	12
019040	1 Gallon	Professional Grade Clear Primer	6





## PRIMERS & CLEANERS



#019080-12 shown



PW-DWV-SW

### Purple Primer

- For PVC & CPVC pipe and fittings.
- Professional grade purple primer for use on CPVC and PVC pipe and fittings.
- Removes surface dirt, grease and grime, as well as softens the pipe surface to allow a fast, secure solvent weld.
- Meets ASTM F656, California SCAQMD 1171/M24.

Product No.	Size	Description	Ctn. Qty.
019050-6	4 oz	Professional Grade Purple Primer	6
019050-24	4 oz	Professional Grade Purple Primer	24
019060-24	8 oz	Professional Grade Purple Primer	24
019070-12	16 oz	Professional Grade Purple Primer	12
019080-12	32 oz	Professional Grade Purple Primer	12
019090	1 Gallon	Professional Grade Purple Primer	6



#019130-12 shown



### Pipe Cleaner

- For ABS, PVC & CPVC pipe and fittings.
- All purpose clear cleaner for ABS, PVC and CPVC pipe and fittings.
- Fast acting cleaner removes surface dirt, grease and grime from the pipe surface.
- Apply sparingly to ABS pipe and fittings.
- Meets California SCAQMD 1171/M24.

Product No.	Size	Description	Ctn. Qty.
019100-6	4 oz	All Purpose Clear Cleaner	6
019100-24	4 oz	All Purpose Clear Cleaner	24
019110-24	8 oz	All Purpose Clear Cleaner	24
019120-12	16 oz	All Purpose Clear Cleaner	12
019130-12	32 oz	All Purpose Clear Cleaner	12
019140	1 Gallon	All Purpose Clear Cleaner	6

## ACCESSORIES



#31299 shown

### Solvent Cement and Primer Accessories

- Standard replacement daubers specifically sized for 4 oz., 8 oz., 16 oz. and 32 oz. cement/primer cans.
- Brush applicator for 16 & 32 oz. cans.
- Standard replacement cans.

Product No.	Size	Description	Ctn. Qty.
31322	4 oz.	Dauber Cap with Polyethylene Liner for PVC/CPVC Cement (Tin Plated Stem) 3/8" Dauber	48
31299	4 oz.	Dauber Cap with Polyethylene Liner for PVC/CPVC Cement (Tin Plated Stem) 3/4" Dauber	48
31325	8 oz.	Dauber Cap with Polyethylene Liner for PVC/CPVC Cement (Tin Plated Stem) 3/8" Dauber	48
31309	8 oz.	Dauber Cap with Polyethylene Liner for PVC/CPVC Cement (Tin Plated Stem) 3/4" Dauber	48
31310	16 oz.	Dauber Cap with Polyethylene Liner for PVC/CPVC Cement (Tin Plated Stem) 1-1/2" Dauber	48
31312	32 oz.	Dauber Cap with Polyethylene Liner for PVC/CPVC Cement (Tin Plated Stem) 1-1/2" Dauber	48
31313	16/32 oz.	Dauber For CPVC Cement 3/4"	48
31257	16/32 oz.	Brush Top Dauber 1-1/2" Length	50
31275	12"	Gallon Can Roller Applicator – Fits Wide and Standard Mouth Size	12
31276	12"	Gallon Can Swab Applicator – Fits Wide and Standard Mouth Size	12
31304	4 oz.	Cement Can	24
31305	8 oz.	Cement Can	24
31306	16 oz.	Cement Can	24
31307	32 oz.	Cement Can	12
30356	1 Gallon	4" Swab Wide Mouth Gallon	24
30901	1 Gallon	Wide Mouth Can	6
30376	1 Gallon	Cement Can with Cap	6



#31300 shown

### Adjustable Daubers

- For applying solvent cement and primers.
- Dauber is virtually unbreakable.
- Designed to adjust to various can dimensions and prevents spillage to ensure a good solvent weld.
- Specially constructed easy open, easy close sealing controls allows application of the proper amount of cement.
- Fits can sizes 8 oz. through 32 oz.
- 1/2" and 1" size daubers.

Product No.	Size	Description	Ctn. Qty.
31300	1/2"	Adjustable Plastic Dauber w/ 1/2" Ball	100
31301	1"	Adjustable Plastic Dauber w/ 1" Ball	100
31302	1"	Adjustable Plastic Dauber w/ 1" Ball	50



#31250 shown

### Cement Carrier

- Designed to make it easier to keep cement and cleaner ready for use on the job.
- Caddy holds two 32 oz. cans.
- Patented Design.

Product No.	Size	Description	Ctn. Qty.
31250	32 oz. can	Cement Carrier	12



#50350 shown

### UV Light

- UV Flashlight designed to work with Un-Purple® Primer.
- Do not stare into light, may result in eye damage.

Product No.	Description	Ctn. Qty.
50350	Hi Intensity UV Flashlight	1

# CHEMICAL RESISTANCE CHART FOR EP 42 ORANGE & 42 GRAY

Chemical Name	Conc.	CPVC	PVC
Acetic Acid	20%	180	140
Acetone		NR	NR
Alums		180	140
Aluminum Chloride	sat'd	180	140
Aluminum Hydroxide	sat'd	180	140
Aluminum Sulfate		NR	140
Ammonium Hydroxide		NR	140
Ammonium Phosphate		140	140
Aqua Regia		73	NR
Aromatic Hydrocarbons		NR	NR
Barium Chloride		180	140
Bleach (Sodium Hypochlorite)	15%	180	140
Brine Acid		180	73
Calcium Chloride		180	140
Calcium Hydroxide		180	140
Calcium Chlorate		180	140
Castor Oil		NR	140
Caustic Potash (Potassium Hydroxide)		CT	140
Caustic Soda (Sodium Hydroxide)		CT	140
Citric Acid	sat'd	180	140
Chromic Acid	40%	180	140
Detergents		CT	140
Deisel Fuel		NR	140
Ethanol	5%		
Ethylene Glycol	50%	180	140
Ferric Chloride		180	140
Ferric Hydroxide		180	140
Ferric Nitrate		180	140
Ferric Sulfate		180	140
Ferrous Chloride		180	140
Ferrous Hydroxide		180	73
Ferrous Nitrate		140	73
Ferrous Sulfate		180	140
Formaldehyde	37%	NR	140
Fructose		180	140
Natural Gas		NA	140
Gasoline		NR	NR
Glycerine		180	140
Hydraulic Oils		NA	73
Hydrochloric Acid	10%	180	140
	30%	180	140
	36%	140	140
Isopropyl Alcohol		NR	140
Machine Oil		180	140


Chemical Name	Conc.	CPVC	PVC
Mineral Oil		180	140
Motor Oil		180	140
Nitric Acid	10%	180	140
	30%	150	140
	40%	120	100
	50%	120	100
	70%	100	73
	Fuming	NR	73
Petrolatum		180	140
Phosphoric Acid	10%	180	140
	50%	180	140
	85%	73	140
Pot Ash (Potassium Carbonate)		180	140
Potassium Aluminum Sulfate		180	140
Potassium Amyl Sulfate	Incom		140
Potassium Chloride		180	140
Potassium Hydroxide		CT	140
Propylene Glycol	25%	180	140
Sodium Chloride		180	140
Sodium Chlorite	25%	180	NR
Sodium Hydroxide		CT	140
Sodium Phosphate		180	140
Sulfuric Acid	30%		
	50%		
	60%		
	70%		
	80%		
	90%		
	93%		
	94%		
	95%		
	96%		
	98%		
Thread Oils			
Triethyl Amine		NR	73
Trisodium Phosphate		180	140
Water Chlorinated		180	140
Water Distilled		180	140
Water Deionized		180	140
Zinc Chloride		180	140

The information provided in this chart is not guaranteed. The piping system should be tested with the circulating materials under typical application conditions to determine suitability.

NR = Not Recommended  
CT = Consult Technical



## HOW TO SOLVENT WELD



### Pipe Types

#### CPVC: Chlorinated Poly Vinyl Chloride

Typically used for pressure piping applications, including hot and cold potable water distribution. Can also be used for corrosive fluid handling in industrial or chemical applications.

#### ABS: Acrylonitrile Butadiene Styrene

Typically used for non-pressure piping applications.

#### PVC: Poly Vinyl Chloride

Typically used for pressure or non-pressure piping applications.

### Solvent Cements for any Application

If you need to solvent weld one pipe joint or one thousand, Oatey is the solvent cement more professionals choose than any other brand. From hot to cold, wet to dry, Oatey has the solvent cement to meet your exact requirement for any plastic pipe installation.

### Product Development


Oatey Solvent Cements are developed with the plumbing contractor in mind. Extensive research and product development provide you peace of mind and confidence when using Oatey brand solvent cements. In addition, no company works as hard as Oatey on behalf of the professional plumber with regulatory and coding agencies.

### How To Solvent Weld

#### PRIOR TO USE: Read all product labels carefully.

Stir or shake cement before using. If gelled, do not use. Keep container closed when not in use. Avoid eye and skin contact. Wear safety glasses with side shields and wear rubber gloves.

1. Cut pipe ends square, Deburr the inside and Chamfer the outside of pipe ends, remove all dirt from pipe ends and fitting hubs.
2. Interference fit between pipe and fitting hub must be completed prior to primer and cement application. Pipe should easily go 1/3 to 2/3 the way into the fitting hub.
3. Choose suitable application at least 1/2 the size of the pipe diameter. For larger pipe diameters, use a natural bristle brush or roller.
4. Clean pipe and fitting hub with a listed cleaner.
5. First apply primer inside the fitting hub, then the exterior of pipe end and once again the fitting hub.
  - Once the primer has been applied to both surfaces, the cement must be applied within 5 minutes. If not, you MUST prime the surfaces again before applying cement.
  - Do not use primer on ABS pipe and fittings.
6. First apply liberal coat of cement to exterior of the pipe end beyond fitting hub depth, then inside the fitting hub and once again to the outside of the pipe end.
  - Remember that a thin coating of cement is recommended inside the fitting hub to prevent puddling. Puddling can cause weakening and lead to joint failure.
  - Assemble parts QUICKLY. Cement must be fluid. Dried cement CANNOT be re-coated.
7. Turn pipe 1/4 of turn as you push the pipe end into the fitting hub.
8. Make sure pipe end bottoms out inside the fitting hub and hold for 30 seconds to prevent push-out. Wipe off excess cement.
  - Lower temperatures and larger diameter pipes may need a little extra hold time.
  - Allow 15 minutes for good handling strength and 2 hours cure time at temperatures above 60°F before pressure testing up to 180 psi. Longer cure times may be required at temperatures below 60°F or with pipe above 3". DO NOT TEST WITH COMPRESSED AIR OR GAS.



**SET UP/CURING TIMES**

The set up/cure time is dependent on several factors. The pipe size, socket fit, ambient temperature, relative humidity, solvent cement used and the system operating pressure should all be considered when determining set up/cure times.

PVC & ABS				
Pipe Diameter	Temperature during assembly and cure period			
	60°–100°F 16°–38°C	40°–60°F 4°–16°C	20°–40°F -7°–4°C	0°–20°F -18°– -7°C
1/2" to 1-1/4" 13 to 32mm	2 min	5 min	8 min	10 min
1-1/2" to 3" 40 to 80mm	5 min	10 min	12 min	15 min
4" to 5" 100 to 125mm	15 min	30 min	60 min	2 hrs
6" to 8" 150 to 200mm	30 min	90 min	3 hrs	6 hrs

### Average Handling/Set Up Times for PVC/CPVC Solvent Cements

Handling/Set Up Time is the time required prior to handling the joint. In damp or humid weather, allow 50% additional time.

These figures should only be used as a general guide. Conditions in the field may vary.

*Contact Oatey Technical Services for set up times for pipe larger than 8" diameter.*

Pipe Diameter	1/2"	3/4"	1"	1-1/4"	1-1/2"	2"	3"	4"	6"	8"
Number Of Joints	325	250	150	125	90	70	50	30	10	8

### Average Number of Joints Per Quart of Solvent Cement

These figures are estimates based on laboratory testing. Conditions in the field may vary.

PVC & ABS						
Pipe Diameter		Temperature during assembly and cure period				
		60°–100°F 16°–38°C	40°–60°F 4°–16°C	20°–40°F -7°–4°C	0°–20°F -18°– -7°C	
1/2" to 1-1/4" 13 to 32mm	Up to 180 psi	15 min	20 min	30 min	Please contact Oatey Technical Services for cure time information	
	180 psi +	4 hrs	8 hrs	36 hrs		
1-1/2" to 3" 40 to 80mm	Up to 180 psi	30 min	45 min	60 min		
	180 psi +	8 hrs	16 hrs	72 hrs		
4" to 5" 100 to 125mm	Up to 180 psi	2 hrs	4 hrs	36 hrs		
	180 psi +	12 hrs	24 hrs	4 days		
6" to 8" 150 to 200mm	Up to 180 psi	8 hrs	16 hrs	3 days		
	180 psi +	24 hrs	48 hrs	9 days		

### Average Joint Cure Times for PVC/CPVC Solvent Cements

Joint cure time is the time required before pressure testing the system. In damp or humid weather allow 50% additional cure time.

*Contact Oatey Technical Services for set up times for pipe larger than 8" diameter.*

This data is applicable only for new piping installations and not recommended for repair or cut-ins on hot and cold water distribution systems. Please contact Oatey Technical Service for recommendations on Cure Times for such applications.

**Do not** test PVC and CPVC piping systems with compressed air or gas.

**Notes:** Cure schedule is the time required before pressure testing the system

- This chart can be used as a guideline to determine joint cure
- Cure times stated are for conditions with relative humidity of 60% or less
- In damp or humid weather allow 50% additional cure time

CPVC						
Pipe Diameter		Temperature during assembly and cure period				
		60°–100°F 16°–38°C	40°–60°F 4°–16°C	20°–40°F -7°–4°C	0°–20°F -18°– -7°C	
1/2" to 1-1/4" 13 to 32mm	Up to 180 psi	1 hr	2 hrs	Please contact Oatey Technical Services for cure time information		
	180 psi +	6 hrs	12 hrs			
1-1/2" to 3" 40 to 80mm	Up to 180 psi	2 hrs	4 hrs			
	180 psi +	12 hrs	24 hrs			
4" to 5" 100 to 125mm	Up to 180 psi	6 hrs	12 hrs			
	180 psi +	18 hrs	36 hrs			
6" to 8" 150 to 200mm	Up to 180 psi	8 hrs	16 hrs			
	180 psi +	24 hrs	48 hrs			



# 2



## Thread Sealants and Leak Detectors

When it comes to Thread Sealants, nobody does it better than Oatey® and Hercules®. Having formulated and manufactured thread sealants for more than 70 years, we continuously respond to the changing needs of professional plumbers with new technology, ideas and products. From low-pressure to high-pressure piping demands, from plastics to metals, as well as the market's need for PTFE — we lead the industry with Thread Sealants and Pipe Joint Compounds that solve the toughest challenges.



## Hercules® MEGALOC® Thread Sealant

With DuPont™ Kevlar®

Call it the plumbing industry's only "bulletproof" thread sealant. **MEGALOC® Thread Sealant** now features **DuPont™ Kevlar®** in its formula. That's one part of what makes MEGALOC the highest performing thread sealant on the market. Another is the fact that it wipes clean from hands and tools with just a dry rag. And it washes out of clothing too.

For use on both plastic and metal pipe and fittings, MEGALOC is grit-free and does not contain PTFE. It sets soft; no cure time required; never hardens, cracks or becomes brittle. No odor. It's non-separating, non-flammable, and non-hazardous, with leak-proof hydraulic resistance to 12,000 psi. It withstands gas pressure to 2600 PSI and performs over a temperature range of -50° to 400°F (on steel pipe).

Use MEGALOC on all metals, including galvanized steel, black iron, aluminum, copper, brass, stainless steel, and on PVC, ABS, and CPVC plastics. Not recommended for lines carrying concentrated acids, alkalis, ketones and oxygen.

Certified to ANSI/NSF Standard 61. Safe for drinking water lines.  
 UPC listed. Meets CSA requirements 4-90 for gas. Low VOC.  
 Meets Fed. Spec. TT-S-1732. Blue.



## Hercules® MEGATAPE PTFE Tape

Seals threads on virtually any piping system, including: Stainless steel pipe, cast iron, PVC, CPVC and ABS pipe, brass and chrome fittings, gas connections, and more!

### 2X Denser!

**Looks Better** - 80% of shower heads sold are chrome or nickel. Gray blends better.

**Performs Better** - Harder, sharper low-lead and stainless steel threads demand a thicker, denser tape. And no other tape contains more PTFE than MEGATAPE.

Each size comes in a MEGA-huge 1000-inch roll. Use MEGATAPE on any threaded pipe carrying dilute acids, compressed air, aliphatic solvents, dilute caustics, cutting oils, diesel fuel oil, hydraulic fluids, L.P. Gas, natural gas, petroleum solvents, steam, vegetable oils, water and many more.



THREAD SEALANTS AND LEAK DETECTORS



#31228 shown



Certified to NSF/ANSI 61

**Gray Pipe Joint Compound**

- Non-hardening gray paste seals and lubricates threaded joints.
- For use on water, steam or air lines.
- Non-separating and non-toxic material.
- Not for use on plastic threads.

Product No.	Size	Description	Ctn. Qty.
31226	1 fl. oz.	Gray Pipe Joint Compound	12
31228	8 fl. oz.	Gray Pipe Joint Compound	12
31235	16 fl. oz.	Gray Pipe Joint Compound	24



#31230 shown



Certified to NSF/ANSI 61

**Great White® Pipe Joint Compound with PTFE**

- Lubricates and seals all threaded joints.
- White, non-hardening, non-separating, non-toxic paste.
- Withstands up to 3,000 PSI on gases from -50 to +400°F, and 10,000 PSI on liquids from -50 to +500°F.
- For use with water, steam, caustics or dilute acid lines.
- Can be used with plastic and metal threads.
- Approved for use on Flowguard Gold, Blazemaster and Corzan piping systems.

Product No.	Size	Description	Ctn. Qty.
31229	1 fl. oz.	Great White® Pipe Joint Compound w/ PTFE	12
31230	4 fl. oz.	Great White® Pipe Joint Compound w/ PTFE	12
31231	8 fl. oz.	Great White® Pipe Joint Compound w/ PTFE	12
31232	16 fl. oz.	Great White® Pipe Joint Compound w/ PTFE	24
31233	32 fl. oz.	Great White® Pipe Joint Compound w/ PTFE	12



#31262 shown



Certified to NSF/ANSI 61

**Great Blue® Pipe Joint Compound**

- Flexible blue, non-hardening, non-separating, non-toxic paste, no odor, easy clean-up.
- Use on PVC, CPVC, ABS, polyethylene, polypropylene, iron, steel, copper or brass threads up to and including 2".
- Withstands up to 3,000 PSI on gases from -50° to +400° F and 10,000 PSI on liquids from -50° to +500° F ABS, cycolac, polypropylene, iron, steel or copper.
- Lubricates and seals thread on water, natural gas, steam, air lines, caustics and dilute acids.

Product No.	Size	Description	Ctn. Qty.
31265	1 fl. oz.	Great Blue® Pipe Joint Compound	12
31261	4 fl. oz.	Great Blue® Pipe Joint Compound	12
31262	8 fl. oz.	Great Blue® Pipe Joint Compound	12
31263	16 fl. oz.	Great Blue® Pipe Joint Compound	24
312636	16 fl. oz.	Great Blue® Pipe Joint Compound – Display	6



#31202 shown

**White General Purpose Thread Seal Tape with PTFE**

- Provides a clean, positive seal on threaded connections.
- A high density product that resists tearing and stretching for easy, efficient application.
- Available carded or packaged bulk on spools.
- Complies with MIL SPEC A-A-58092.
- 3 mils thick, 0.7 grams/cubic centimeter density.

Product No.	Size	Description	Ctn. Qty.
31199	1/2" x 260"	PTFE White Thread Seal Tape	144
31202	1/2" x 520"	PTFE White Thread Seal Tape	144
31212	3/4" x 260"	PTFE White Thread Seal Tape	144

## THREAD SEALANTS AND LEAK DETECTORS



#31403 shown

### Yellow Gas Line Thread Seal Tape with PTFE

- Manufactured especially for natural gas, propane, butane, water, oil and chemical lines.
- Heavier than white tape with density of 1.35-1.50 grams/cubic centimeters, 4 mils thick.
- Complies with MIL SPEC 22230A (ASG), UL 31 RO, AGA 3226 and CAN/ULC-S642.
- Packaged on spools in convenient dispenser box.

Product No.	Size	Description	Ctn. Qty.
31403	1/2" x 260"	PTFE Yellow Thread Seal Tape – Dispenser Pack	100
31403D	1/2" x 260"	PTFE Yellow Thread Seal Tape – Display	20



#31402D shown

### Pink Water Line Thread Seal Tape with PTFE

- Provides fast positive seal for water lines, sewage lines and sprinkler systems.
- Effective on metal or plastic threads.
- Complies with MIL SPEC A-A 58092.
- Pink tape is 3 mils thick with density of 1.35-1.50 grams/cubic centimeter.
- Packaged on spools in a display carton.

Product No.	Size	Description	Ctn. Qty.
31402D	1/2" x 260"	PTFE Pink Thread Seal Tape – Display	50



#30209 shown

### All Purpose Leak Detector

- Detects leaks quickly on all types of tubing, valves, cylinders, pressure tanks or other systems under air, gas or oxygen pressure.
- Functions properly in subzero temperatures.
- Slow evaporation rate extends inspection time.

Product No.	Size	Description	Ctn. Qty.
30209	8 oz.	All Purpose Leak Detector with Dauber	12
30211	16 oz.	All Purpose Leak Detector with Trigger Spray	12
30212	Gallon	All Purpose Leak Detector	4



#15100 shown

### Megatape

- High density and 3.5 mil thickness means fewer wraps for a positive seal.
- Recommended by professionals.
- Extra-large spool.

Product No.	Size	Description	Ctn. Qty.
15050D	1/2" x 260"	Gray PTFE Tape, display box	120
15100	1/2" x 1000"	Gray PTFE Tape, display box	63
15110	3/4" x 1000"	Gray PTFE Tape, display box	45
15120	1" x 1000"	Gray PTFE Tape, display box	36



#15162 shown

### TFE Pipe Joint Tape

- Economy-grade, low density tape.
- Weather resistant; Will not "freeze", seize or harden.

Product No.	Size	Description	Ctn. Qty.
15162	1/2" x 260"	TFE Pipe Joint Tape	144
15164	1/2" x 520"	TFE Pipe Joint Tape	144
15169	1/2" x 1296"	TFE Pipe Joint Tape	36
15176	3/4" x 520"	TFE Pipe Joint Tape	36
15183	1" x 520"	TFE Pipe Joint Tape	36



# 2

## THREAD SEALANTS AND LEAK DETECTORS

### THREAD SEALANTS AND LEAK DETECTORS



#15136 shown

#### Tape Dope®

- Industrial heavy grade multi-purpose PTFE tape.
- High density, high quality.
- Self lubricated, easy-to-use.

Product No.	Size	Description	Ctn. Qty.
15124	1/2" x 500"	Tape Dope®	24
15127	1/2" x 750"	Tape Dope®	24
15136	3/4" x 500"	Tape Dope®	12



#15150 shown

#### GRRIPTAPE™

- Formulated to grip to threads with a tackier texture.
- Gray color blends to chrome pipe offering a cleaner finished look.
- Can be used on various pipe material including stainless steel, PVC, ABS, aluminum and more.
- UL Listed Professional Grade Tape.

Product No.	Size	Description	Ctn. Qty.
15153	1/2" X 260"	Hercules® Grriptape™	120
15150	1/2" X 1000"	Hercules® Grriptape™	63
15151	3/4" X 1000"	Hercules® Grriptape™	45
15152	1" X 1000"	Hercules® Grriptape™	36



#15420 shown

#### Pro Dope®

- Oil-based thread sealant.
- Approved for use on Flowguard Gold, Blazemaster and Corzan piping systems.
- Not for use on any other plastic pipe or fittings.
- Gray color.
- Non-setting formula; will not harden, crack or become brittle.
- Withstands air/steam pressure to 200 PSI and liquid pressure to 250 PSI at temperatures from 0° to +350°F.

Product No.	Size	Description	Ctn. Qty.
15420	1/2 pt.	Pro Dope® - Screw Cap With Brush	24
15427	1 pt.	Pro Dope® - Screw Cap With Brush	12
15433	6 lb.	Pro Dope® - Plastic Pail With Handle	6
15435	Gallon	Pro Dope®	4
15445	5 gal.	Pro Dope®	1



#15515 shown

#### Grrip™ - Industrial Black

- All purpose, tough, pliable, non-petroleum based seal.
- Will not harden, crack, crumble or shrink.
- Sets up quickly and dries to form a very tough, yet flexible seal.
- Withstands hydraulic pressure to 12,000 PSI and gas pressure to 2600 PSI at temperatures from -50° to +400°F (on steel pipe).

Product No.	Size	Description	Ctn. Qty.
15510	1/4 pt.	Grrip™ - Industrial Black - Screw Cap With Brush	24
15515	1/2 pt.	Grrip™ - Industrial Black - Screw Cap With Brush	24
15520	1 pt.	Grrip™ - Industrial Black - Screw Cap With Brush	12
15525	1 qt.	Grrip™ - Industrial Black	12





# THREAD SEALANTS AND LEAK DETECTORS



#15620 shown



Certified to NSF/ANSI 61

### Real Tuff™

- Multi-purpose, heavy duty white PTFE paste thread sealant.
- Provides leak proof hydraulic resistance to 2,000 psi.
- Withstands hydraulic pressure to 12,000 PSI and gas pressure to 2600 PSI at temperatures from -50° to +500°F (on steel pipe).
- Lubricates and seals all threaded joints.
- For use with water, steam, caustics or dilute acid lines.
- Can be used with plastic and metal threads.

Product No.	Size	Description	Ctn. Qty.
15605	2 oz.	Real Tuff™ - Display, Plastic Tube (4 Trays)	48
15615	1/4 pt.	Real Tuff™ - Screw Cap With Brush	24
15620	1/2 pt.	Real Tuff™ - Screw Cap With Brush	24
15625	1 pt.	Real Tuff™ - Screw Cap With Brush	12
15632	1 qt.	Real Tuff™ - Screw Cap With Brush	12
15635	Gallon	Real Tuff™	4



#15707 shown

### Block™

- All purpose, high performance blue pipe joint and gasket sealing compound.
- Leak-proof.
- Grit-free; non-separating, distinctive non-runny consistency.
- Withstands hydraulic pressure to 12,000 PSI and gas pressure to 2600 PSI at temperatures from -50° to +450°F (on steel pipe).

Product No.	Size	Description	Ctn. Qty.
15703	1/4 pt.	Block™ - Screw Cap With Brush	24
15707	1/2 pt.	Block™ - Screw Cap With Brush	24
15711	1 pt.	Block™ - Screw Cap With Brush	12
15716	1 qt.	Block™ - Screw Cap With Brush	12



#15806 shown



Certified to NSF/ANSI 61

### Megaloc®

- Made with DuPont™ Kevlar®.
- Grit-free formula wipes easily from hands and tools with dry rag.
- No odor - Soft setting - Non Flammable - Low VOC.
- High performing thread sealant made with DuPont™ Kevlar® strands seals into grooves and threads to provide high performance leak free seal.
- Withstands hydraulic pressure to 12,000 PSI and gas pressure to 2600 PSI at temperatures from -50° to +400°F (on steel pipe).
- For use on metal or plastic pipe - including ABS.

Product No.	Size	Description	Ctn. Qty.
15802	1.1 fl oz.	Megaloc® - Display, Plastic Tube	24
15804	1/4 pt.	Megaloc® - Screw Cap With Brush	24
15806	1/2 pt.	Megaloc® - Screw Cap With Brush	24
15808	1 pt.	Megaloc® - Screw Cap With Brush	12
15811	1 qt.	Megaloc® - Screw Cap With Brush	12
15816	5 gal.	Megaloc®	1
15818	55 gal.	Megaloc®	1



#45802 shown



### Megabubble® Leak Detector

- Detects even the smallest gas leaks.
- Produces long-lasting bubbles.
- Clings, even to vertical surfaces.
- Non-toxic, non-corrosive formula.
- Won't freeze.

Product No.	Size	Description	Ctn. Qty.
45801	8 oz.	Megabubble® Leak Detector - With Dauber	24
45804	16 oz.	Megabubble® Leak Detector - With Sprayer - Display Pack	12
45802	32 oz.	Megabubble® Leak Detector - With Sprayer	12
45803	Gallon	Megabubble® Leak Detector - Refill Container	4



# 2

## THREAD SEALANTS AND LEAK DETECTORS

### THREAD SEALANTS AND LEAK DETECTORS



#017072-500 shown

#### PTFE Thread Seal Tape

- Made of virgin white PTFE.
- Economy grade, low density tape.
- Multi-purpose for use on a wide range of threaded pipe.
- Nonflammable.
- Meets Federal Specification T-27730A.

Product No.	Size	Description	Ctn. Qty.
017072-144	1/2" x 260"	PTFE Thread Seal Tape, Blue Spool	144
017072-500	1/2" x 260"	PTFE Thread Seal Tape, Blue Spool	500
017117-144	1/2" x 520"	PTFE Thread Seal Tape, Red Spool	144
017117-500	1/2" x 520"	PTFE Thread Seal Tape, Red Spool	500
017400-24	1" x 520"	PTFE Thread Seal Tape, Spool w/ Barcode	24
017252-144	3/4" x 520"	PTFE Thread Seal Tape, Blue Spool	144



#017065 shown

#### Yellow Gas Line PTFE Thread Seal Tape

- 1/2" x 260", yellow spool.
- Full density PTFE tape designed for gas lines.
- Nonflammable.
- Meets Federal Specification T-27730A.
- UL listed.

Product No.	Size	Description	Ctn. Qty.
017065	1/2" x 260"	PTFE Thread Seal Tape, Yellow Spool in Header Card Bag	12



#017588-144 shown

#### Made in U.S.A. PTFE Thread Seal Tape

- White spool.
- Made of virgin white PTFE.
- Economy grade, low density tape.
- Multi-purpose for use on a wide range of threaded pipe.
- Nonflammable.
- Meets Federal Specification T-27730A.

Product No.	Size	Description	Ctn. Qty.
017508-144	1/2" x 260"	PTFE Thread Seal Tape, White Spool	144
017524-144	1/2" x 520"	PTFE Thread Seal Tape, White Spool	144
017540-144	1/2" x 1296"	PTFE Thread Seal Tape, White Spool	144
017564-144	3/4" x 520"	PTFE Thread Seal Tape, White Spool	144
017572-144	3/4" x 1296"	PTFE Thread Seal Tape, White Spool	144
017588-144	1" x 520"	PTFE Thread Seal Tape, White Spool	144



#023045 shown

#### TFE Paste

- White thread compound.
- Paste lubricates all threaded joints, is non-hardening, non-separating and withstands up to 3,000 PSI on gases from -50 to +400°F, and 10,000 PSI on liquids from -50 to +500°F.
- For use with plastic or metal threaded pipe carrying water, steam, caustics or dilute acid.

Product No.	Size	Description	Ctn. Qty.
023045	1/2 pt.	TFE Paste in Brushtop Plastic Jar	12





## THREAD SEALANTS AND LEAK DETECTORS



#025020 shown



### Harvey Seal

- Multi-purpose yellow thread compound.
- Paste lubricates all threaded joints, is non-hardening, non-separating and withstands up to 3,000 PSI on gases from -50 to +400°F, and 6,000 PSI on liquids from -50 to +400°F.
- For use with plastic or metal threaded pipe carrying water, steam, caustics or dilute acid.

Product No.	Size	Description	Ctn. Qty.
025020	1/4 pt.	Yellow Thread Compound in Brushtop Plastic Jar	12
025050	1/2 pt.	Yellow Thread Compound in Brushtop Plastic Jar	12
025080	1 pt.	Yellow Thread Compound in Brushtop Plastic Jar	12



#028005-12 shown



Certified to NSF/ANSI 61

### Pipe Thread Compound

- Non-hardening gray thread compound.
- Designed to lubricate and seal threaded joints on metal pipe.
- Can be used on lines carrying water, steam or air.
- Do not apply to plastic threads.

Product No.	Size	Description	Ctn. Qty.
028005-12	2 oz.	Gray Thread Compound in Glamine Tube, Display	12



#030005-12 shown

### Pipe Thread Stick

- Pipe thread compound in a convenient stick form.
- Lubricates, seals and prevents rust and corrosion.
- Designed for use on metal pipe carrying water, air or steam.
- Do not apply to plastic threads.

Product No.	Size	Description	Ctn. Qty.
030005-12	1-1/4 oz.	Gray Thread Compound in Stick, Cardboard Display	12



#014100 shown



### PipeWrap Tape

- High quality polyethylene adhesive backed pipe wrap.
- Superior all-weather moisture proof pipe protection.
- UPC Listed.

Product No.	Size	Description	Ctn. Qty.
014100	2" x 100'	10 Mil Thick Black	24



THREAD SEALANTS AND LEAK DETECTORS



**Hercules®  
Thread Sealant  
Application Chart**

	Megaloc	Pro Dope	Real-Tuff	Tape Dope	TFE Pipe Joint Tape	Block	Gripp
Acids — Concentrated			✓	✓	✓		
Acids — Dilute	✓	✓	✓	✓	✓	✓	✓
Air Compressed (Gaseous)	✓	✓	✓	✓	✓	✓	✓
Alcohols			✓	✓	✓		
Aliphatic Solvents	✓		✓	✓	✓		
Ammonia Anhydrous	✓	✓	✓	✓	✓		
Ammonia Gaseous	✓	✓	✓	✓	✓		
Ammonia Liquefied	✓		✓	✓	✓		
Aromatic Solvents	✓		✓	✓	✓		
Benzene			✓	✓	✓		
Brine	✓	✓	✓	✓	✓	✓	✓
Butane Gas	✓		✓	✓	✓	✓	✓
Carbon Dioxide	✓	✓	✓	✓	✓	✓	✓
Carbon Tetrachloride			✓	✓	✓		
Castor Oils	✓	✓	✓	✓	✓	✓	✓
Caustic Alkalis (Concentrated)			✓	✓	✓		
Caustic Alkalis (Dilute)	✓	✓	✓	✓	✓		
Chlorine Gas				✓	✓		
Coal Gas	✓		✓	✓	✓		
Coal Tar Naptha	✓		✓	✓	✓		
Cutting Oils	✓		✓	✓	✓	✓	✓
Diesel Fuel Oils	✓		✓	✓	✓	✓	✓
Distilled Water				✓	✓		
Dry Cleaning Fluids			✓	✓	✓		
Ethylene Glycol	✓		✓	✓	✓	✓	✓
Fatty Acid (Liquid)	✓		✓	✓	✓	✓	✓
Food Processing Sys. (FDA App.)				✓	✓		
Freons (All)	✓		✓	✓	✓	✓	✓
Gasohol			✓	✓	✓		
Gasoline	✓		✓	✓	✓	✓	✓
Glycerine	✓		✓	✓	✓	✓	✓
Heating Oils	✓		✓	✓	✓	✓	✓
Helium Gaseous	✓	✓	✓	✓	✓	✓	✓
Hydraulic Oils	✓		✓	✓	✓	✓	✓
Hydrogen	✓	✓	✓	✓	✓	✓	✓
Inert Gases	✓	✓	✓	✓	✓	✓	✓

**Continued on next page.**



## Hercules® Thread Sealant Application Chart Continued

	Megaloc	Pro Dope	Real-Tuff	Tape Dope	TFE Pipe Joint Tape	Block	Grip
Jet Fuel	✓			✓	✓	✓	✓
Kerosene	✓			✓	✓	✓	✓
Ketones				✓	✓	✓	
Liquified Pet. Gases	✓			✓	✓	✓	✓
Lubricating Oils	✓			✓	✓	✓	✓
Manufactures Gases				✓	✓	✓	
Mineral Oils	✓			✓	✓	✓	✓
Natural Gas	✓	✓	✓	✓	✓	✓	✓
Nitrogen Gaseous	✓	✓	✓	✓	✓	✓	✓
Oxygen Gaseous					✓		
Petroleum Solvents				✓	✓	✓	
Propane	✓			✓	✓	✓	✓
Propylene Glycol	✓			✓	✓	✓	✓
Soap Liquid	✓	✓	✓	✓	✓	✓	✓
Steam Lines	✓	✓	✓	✓	✓	✓	✓
Sugar Liquid	✓			✓	✓	✓	
Toluene				✓	✓	✓	
Tri-Chloro-Ethylene				✓	✓	✓	
Vegetable Oils	✓	✓	✓	✓	✓	✓	✓
Water (Cold & Hot)	✓	✓	✓	✓	✓	✓	✓
Water Gas	✓			✓	✓	✓	✓
Xylene				✓	✓	✓	
<b>PIPE, VALVE, FITTING:</b>							
ABS	✓			✓	✓	✓	
Aluminum	✓	✓	✓	✓	✓	✓	✓
Black Iron	✓	✓	✓	✓	✓	✓	✓
Brass	✓	✓	✓	✓	✓	✓	✓
C.P.V.C.*	✓			✓	✓	✓	✓
Copper	✓	✓	✓	✓	✓	✓	✓
Glass	✓	✓	✓	✓	✓	✓	✓
Monel	✓	✓	✓	✓	✓	✓	✓
Natural Rubber				✓	✓	✓	
P.V.C.	✓			✓	✓	✓	✓
Plastics (P.E. Reinforced)	✓			✓	✓	✓	✓
Stainless Steel	✓	✓	✓	✓	✓	✓	✓
Synthetic Rubber (Butyl, Neoprene)				✓	✓	✓	

\*Verify suitability with pipe manufacturer



# 3



## Copper Installation

The best soldered joints come from the best cleaning and fluxing products, as well as a careful and professional technique. Oatey® Solder, Flux and Cleaning Products are designed for the professional who takes pride in knowing just how to do the job right and chooses the highest quality products.



# LEAD FREE WIRE SOLDER



#23001 shown



## Silver Lead Free Plumbing Wire Solder

- Copper, bismuth, tin and silver alloy.
- 420°F – 460°F melting range.
- Meets ASTM Standard B-32 and the requirements of the Safe Drinking Water Act.
- Formulated for plumbing/potable water line applications.
- Approved to NSF / ANSI / CAN 61.

Product No.	Size	Description	Gauge	Ctn. Qty.
<b>BULK</b>				
23000	1/2 lb.	Silver Lead Free Wire Solder	.117"	10
23001	1 lb.	Silver Lead Free Wire Solder	.117"	25
23002	5 lb.	Silver Lead Free Wire Solder	.117"	10



#29024 shown



## Safe-Flo® Lead Free Plumbing Wire Solder

- Copper, bismuth, tin and silver alloy.
- 420°F – 460°F melting range.
- Meets ASTM Standard B-32 and the requirements of the Safe Drinking Water Act.
- Formulated for plumbing/potable water line applications.
- Approved to NSF / ANSI / CAN 61.

Product No.	Size	Description	Gauge	Ctn. Qty.
<b>BULK</b>				
29024	1/2 lb.	Safe-Flo Silver Wire Solder	.117"	10
29025	1 lb.	Safe-Flo Silver Wire Solder	.117"	10
<b>CARDED</b>				
53061	1 oz.	Safe-Flo Silver Wire Solder	.084"	12
53062	1/4 lb.	Safe-Flo Silver Wire Solder	.117"	12
53064	1/2 lb.	Safe-Flo Silver Wire Solder	.117"	12
50683	8 oz.	Safe-Flo Silver Plumbing Kit	.117"	12
50684	8 oz.	Safe-Flo Silver Plumbing Kit*	.117"	12
50691	8 oz.	Safe-Flo/H-20 <sup>5</sup> Flux Solder Kit	.117"	12
50692	1 oz.	Safe-Flo/H-20 <sup>95</sup> Flux Solder Kit	.117"	12
53013	1 oz.	Hobby Solder Kit	.063"	12

\*Packaged without inner display carton.



#20973 shown



## 97/3 Lead Free Plumbing Wire Solder

- Lead free alloy of 97% tin and 3% copper.
- 440°F – 572°F melting range.
- Meets the requirements of the Safe Drinking Water Act.
- Formulated for plumbing/potable water line applications.
- Approved to NSF / ANSI / CAN 61.

Product No.	Size	Description	Gauge	Ctn. Qty.
<b>BULK</b>				
20973	1 lb.	Copper/Tin Wire Solder	.117"	25

LEAD FREE WIRE SOLDER



#22017 shown



95/5 Lead Free Plumbing Wire Solder

- Lead free alloy of 95% Tin and 5% Antimony.
- 450°F – 464°F melting range.
- Meets the requirements of the Safe Drinking Water Act.
- Most commonly used where frequent and extreme temperature changes and vibrations occur.
- Approved to NSF 372.

Product No.	Size	Description	Gauge	Ctn. Qty.
<b>BULK</b>				
22004	1/2 lb.	95/5 Wire Solder	.117"	10
22018	1 lb.	95/5 Wire Solder	.117"	10
22017	1 lb.	95/5 Wire Solder	.117"	25
<b>CARDED</b>				
53026	1 oz.	95/5 Wire Solder	.081"	12
53027	1/4 lb.	95/5 Wire Solder	.081"	12



#53176 shown

95/5 Lead Free Acid Core Wire Solder

- Lead free alloy of 95% Tin and 5% Antimony.
- 450°F – 464°F melting range.
- General purpose solder for sheet metal and radiator work. Acid flux is contained within the core.

Product No.	Size	Description	Gauge	Ctn. Qty.
<b>BULK</b>				
53170	1/2 lb.	95/5 Acid Core Wire Solder	.081"	10
<b>CARDED</b>				
53174	1-1/2 oz.	95/5 Acid Core Wire Solder	.081"	12
53176	1/4 lb.	95/5 Acid Core Wire Solder	.081"	12



#53171 shown

95/5 Lead Free Rosin Core Wire Solder

- Lead free alloy of 95% Tin and 5% Antimony.
- 450°F – 464°F melting range.
- Designed for electrical/electronic work. Rosin flux is contained within the core.

Product No.	Size	Description	Gauge	Ctn. Qty.
<b>BULK</b>				
53171	1/2 lb.	95/5 Rosin Core Wire Solder	.063"	10
<b>CARDED</b>				
53175	1 oz.	95/5 Rosin Core Wire Solder	.063"	12
53177	1/4 lb.	95/5 Rosin Core Wire Solder	.063"	12



#53019 shown

Instant Solder

- Lead free.
- Easy to use – solder and flux all in one.

Product No.	Size	Description	Ctn. Qty.
53019	1-1/2 oz.	Instant Solder	12

**LEADED WIRE SOLDER**



#53010 shown

**Wire Solder**

- 50/50 Alloy of 50% Tin and 50% Lead.
- 40/60 Alloy of 40% Tin and 60% Lead.
- 361°F – 421°F melting range for 50/50 Alloy.
- 361°F – 460°F melting range for 40/60 Alloy.
- Commonly used for tin plating, seaming joints, copper DWV systems and sheet metal repair.
- **Contains lead. Not for use on drinking water lines.**

Product No.	Size	Description	Gauge	Ctn. Qty.
<b>BULK</b>				
50192	1/2 lb.	50/50 Wire Solder	.125"	10
20015	1 lb.	50/50 Wire Solder	.125"	10
20019	1 lb.	50/50 Wire Solder	.125"	50
<b>CARDED</b>				
53010	1 oz.	50/50 Wire Solder	.075"	12
53014	1/4 lb.	50/50 Wire Solder	.125"	12
53191	1/4 lb.	50/50 Wire Solder*	.125"	12
50490	1/2 lb.	50/50 Wire Solder	.125"	12
21018	1 lb.	40/60 Wire Solder	.125"	50

\*Packaged without inner display carton.



#53011 shown

**Acid Core Wire Solder**

- 40/60 Alloy of 40% Tin and 60% Lead.
- 50/50 Alloy of 50% Tin and 50% Lead.
- 361°F – 421°F melting range for 50/50 Alloy.
- 361°F – 460°F melting range for 40/60 Alloy.
- General purpose solder for repairing galvanized gutters, filling metal seams and other general repairs.
- **Contains lead. Not for use on drinking water lines.**

Product No.	Size	Description	Gauge	Ctn. Qty.
<b>BULK</b>				
50193	1/2 lb.	40/60 Acid Core Wire Solder	.081"	10
21115	1 lb.	40/60 Acid Core Wire Solder	.125"	10
<b>CARDED</b>				
53011	1-1/2 oz.	40/60 Acid Core Wire Solder	.081"	12
53015	1/4 lb.	40/60 Acid Core Wire Solder	.081"	12

## LEADED WIRE SOLDER



#50194 shown

### Rosin Core Wire Solder

- 40/60 Alloy of 40% Tin and 60% Lead.
- 60/40 Alloy of 60% Tin and 40% Lead.
- 361°F – 460°F melting range for 40/60 Alloy.
- 361°F – 375°F melting range for 60/40 Alloy.
- Can be used for electrical applications including wiring and other fine electronic work.
- **Contains lead. Not for use on drinking water lines.**

Product No.	Size	Description	Gauge	Ctn. Qty.
<b>BULK</b>				
29033	1 oz.	40/60 Rosin Core	.063"	20
50194	1/2 lb.	60/40 Rosin Core	.063"	10
21212	1 lb.	40/60 Rosin Core	.125"	10
<b>CARDED</b>				
53023	.8 oz.	60/40 Rosin Core	.063"	12
53012	1 oz.	40/60 Rosin Core	.063"	12
53185	.8 oz.	60/40 Rosin Core	.063"	12
53016	1/4 lb.	40/60 Rosin Core	.063"	12
50678	1/2 lb.	60/40 Rosin Core	.063"	12



#21305 shown

### Bar Solder

- 50/50 Alloy of 50% Tin and 50% Lead
- 361°F – 421°F melting range.
- For use with copper drain piping, tin plating, seaming joints and sheet metal.
- **Contains lead. Not for use on drinking water lines.**

Product No.	Size	Description	Ctn. Qty.
21305	1-1/4 lb.	50% Tin / 50% Lead Bar	10
20303	1/4 lb.	50% Tin / 50% Lead Bar	100
20304	1/2 lb.	50% Tin / 50% Lead Bar	50
20306	1 lb.	50% Tin / 50% Lead Bar	25
20307	1-1/4 lb.	50% Tin / 50% Lead Bar	40

## FLUX



#30011 shown



### No. 5 Paste Flux

- Cleans and fluxes at the same time.
- Effective on all metals except aluminum, magnesium and stainless steel.
- 100% lead free.
- Blended to clean surface oxidation.

Product No.	Size	Description	Ctn. Qty.
30011	1.7 oz.	No. 5 Flux	12
53017	1.7 oz.	No. 5 Flux w/ Brush – Carded	12
30013	4 oz.	No. 5 Flux	24
30014	8 oz.	No. 5 Flux	24
30041	16 oz.	No. 5 Flux	12



# FLUX



#30373 shown



## No. 95 Tinning Flux

- Tinning flux base great for low lead.
- 100% lead free.
- Excellent for large diameter copper.

Product No.	Size	Description	Ctn. Qty.
30374	1.7 oz.	No. 95 Tinning Flux – Lead Free	12
30373	1.7 oz.	No. 95 Tinning Flux – Lead Free – Carded	12
30372	8 oz.	No. 95 Tinning Flux – Lead Free	24
30375	16 oz.	No. 95 Tinning Flux – Lead Free	12



#30130 shown



## H-20<sup>5</sup> Paste Flux

- Water flushable.
- As thick as No. 5 flux.
- Meets ASTM B-813.

Product No.	Size	Description	Ctn. Qty.
30130	1.7 oz.	H-20 <sup>5</sup> Water Soluble Paste Flux	12
30131	4 oz.	H-20 <sup>5</sup> Water Soluble Paste Flux	24
30132	8 oz.	H-20 <sup>5</sup> Water Soluble Paste Flux	24
30133	16 oz.	H-20 <sup>5</sup> Water Soluble Paste Flux	12



#30140 shown



## H-20<sup>95</sup> Water Soluble Tinning Flux

- Water soluble tinning flux base.
- Solder powder added to pre-tin the pipe.
- Meets ASTM B-813.

Product No.	Size	Description	Ctn. Qty.
30140	1.7 oz.	H-20 <sup>95</sup> Water Soluble Tinning Flux	12
30142	8 oz.	H-20 <sup>95</sup> Water Soluble Tinning Flux	24
30143	16 oz.	H-20 <sup>95</sup> Water Soluble Tinning Flux	12



#30062 shown



## No. 5 Hot Weather Flux

- Specially formulated to remain a paste up to 135°F.
- Lead free and ideal for use on potable water systems.

Product No.	Size	Description	Ctn. Qty.
30062	16 oz.	No. 5 Paste Flux – Hot Weather	12



#30106 shown



## No. 11 Liquid Flux

- Formulated with strong cleaning agent.
- Ensures fast and effective soldering operation.
- Can be used for HVAC applications.

Product No.	Size	Description	Ctn. Qty.
30106	4 oz.	No. 11 Liquid Flux	12



# 3

## COPPER INSTALLATION

### SOLDERING PASTE AND SOLDERING FLUX



#10608 shown

#### Climate Smooth™ Soldering Paste

- Smooth, premium quality, petroleum-based flux.
- Formulated for use in extreme climate temperatures all year long.
- Self-cleaning; lead free formula.
- Will not lose its consistency in high or low temperatures.
- Meets Commercial Item Description A-A-51145 (supersedes Fed. Spec O-F-506).

Product No.	Size	Description	Ctn. Qty.
10608	2 oz.	Climate Smooth™ Display Pack, Screw Cap With Brush	48
10616	1/2 lb.	Climate Smooth™ Soldering Paste	24
10619	9 oz.	Climate Smooth™ Screw Cap With Brush	24
10621	1 lb.	Climate Smooth™ Soldering Paste	24



#10815 shown

#### Jel-Flux™

- Non-petroleum gel-type soldering flux.
- For use on most common metals except aluminum and stainless steels.
- Lead free, self-cleaning, and flows easily.

Product No.	Size	Description	Ctn. Qty.
10810	4 oz.	Jel-Flux™ Dauber In Cap	24
10815	8 oz.	Jel-Flux™ Dauber In Cap	24

### BRUSHES AND FLAME PROTECTORS



#30712 shown

#### Acid Brushes

- Perfect brush for applying liquid or paste fluxes.
- Approximately 5" long, 1/2" wide.

Product No.	Size	Description	Ctn. Qty.
30710	1/2"	Acid Brush – Carded	12
30711	1/2"	Acid Brush – Bulk (per gross of 144)	1
30712	1/2"	Acid Brush – with Barcode	144



#31400 shown

#### Flame Protector

- 9" x 12" woven ceramic (non asbestos) heat shield.
- Protects work areas from torches up to 2500°F.

Product No.	Size	Description	Ctn. Qty.
31400	9" x 12"	Bagged Flame Protector	5

## ABRASIVE CLOTH



#31411 shown

### Plumber's Abrasive Sandcloth

- For cleaning copper pipe and fittings and other soft metals.
- Use for deburring and roughing copper tubing, as well as plastic pipe.
- Sandcloth backing is covered 100% with a tough aluminum oxide abrasive that provides fast cleaning and long life

Product No.	Size	Description	Ctn. Qty.
31315	1-1/2" x 2 yds.	120 Grit Abrasive Sandcloth	20
31411	1-1/2" x 2 yds.	120 Grit Abrasive Sandcloth – Carded	10
31317	1-1/2" x 10 yds.	120 Grit Abrasive Sandcloth	24
31318	1-1/2" x 25 yds.	120 Grit Abrasive Sandcloth	12



#31321 shown

### 180 Open Mesh Cloth

- For working with copper, brass or aluminum.
- Made of an open nylon fabric with a phenolic resin adhesive which provides a rugged, waterproof aluminum oxide cloth of superior quality.

Product No.	Size	Description	Ctn. Qty.
31320	1-1/2" x 5 yds.	180 Open Mesh Cloth	24
31321	1-1/2" x 10 yds.	180 Open Mesh Cloth	24



#45013 shown

### Hercules® Waterproof Abrasive Open Mesh Dispenser Box

- For cleaning and preparing copper pipe and fittings for soldering.
- Made with resin-bonded 180 grit aluminum oxide.
- Waterproof and easily cleaned.

Product No.	Size	Description	Ctn. Qty.
45011	1-1/2" x 5 yds.	Hercules® Waterproof Abrasive Open Mesh Dispenser Box	24
45013	1-1/2" x 10 yds.	Hercules® Waterproof Abrasive Open Mesh Dispenser Box	24



#45025 shown

### Hercules® Waterproof Abrasive Sandcloth Dispenser Box

- For cleaning copper pipe and fittings and other soft metals.
- Use for deburring and roughing copper tubing, as well as plastic pipe.
- Made with water-resistant, resin-bonded 120 grit aluminum oxide

Product No.	Size	Description	Ctn. Qty.
45025	1-1/2" x 10 yds.	Hercules® Waterproof Abrasive Sandcloth Dispenser Box	24
45030	1-1/2" x 25 yds.	Hercules® Waterproof Abrasive Sandcloth Dispenser Box	12

## PIPE AND FITTING CLEANING TOOLS



#31404 shown

### Heavy Duty Fitting Brush

- Easy to use, contoured, heavy duty handle is perfect for cleaning copper and brass fittings fast and effectively.
- High carbon twisted steel shaft and brush gives long life and durability.

Product No.	Size	Description	Ctn. Qty.
31327	1/2"	ID Fitting Brush w/ Heavy Duty Handle	12
31404	1/2"	ID Fitting Brush w/ Heavy Duty Handle Carded	10
31328	3/4"	ID Fitting Brush w/ Heavy Duty Handle	12
31405	3/4"	ID Fitting Brush w/ Heavy Duty Handle Carded	10
31329	1"	ID Fitting Brush w/ Heavy Duty Handle	12
31406	1"	ID Fitting Brush w/ Heavy Duty Handle Carded	10
31330	1-1/4"	ID Fitting Brush w/ Heavy Duty Handle	12
31331	1-1/2"	ID Fitting Brush w/ Heavy Duty Handle	6
31332	2"	ID Fitting Brush w/ Heavy Duty Handle	6

PIPE AND FITTING CLEANING TOOLS



#31336 shown

**Economy Fitting Brush**

- Specially designed twisted wire handle fitting brush for cleaning copper and brass fittings.
- High carbon steel brush ensures a long lasting, and sharp cutting surface.

Product No.	Size	Description	Ctn. Qty.
31336	1/2"	ID fitting brush w/ wire handle	12
31337	3/4"	ID fitting brush w/ wire handle	12
31338	1"	ID fitting brush w/ wire handle	12
31339	1-1/4"	ID fitting brush w/ wire handle	12
31340	1-1/2"	ID fitting brush w/ wire handle	6
31341	2"	ID fitting brush w/ wire handle	6



#31408 shown

**Power Brushes**

- Ideal for cleaning copper fittings.
- Includes 2 high carbon spring steel brushes 1/2" and 3/4".
- Brush shaft is designed for 1/4" and 1/2" power drill chuck.

Product No.	Size	Description	Ctn. Qty.
31408	1/4" & 1/2"	Power Brushes – Carded	10



#31407 shown

**4-In-1 Brush**

- Includes long lasting high carbon steel brushes for cleaning the inner diameter and hand tempered steel for cleaning the outer diameter of 1/2" and 3/4" copper tube and fittings.

Product No.	Size	Description	Ctn. Qty.
31407	1/2" & 3/4"	4-in-1 brush – Carded	10
31348	1/2" & 3/4"	4-in-1 brush	12



#31412 shown

**O.D. Tube Cleaning Brush**

- Cleans the outside of copper tube before soldering.
- The easy-to-grip brush ensures a clean surface and prepares the pipe for soldering.

Product No.	Size	Description	Ctn. Qty.
31345	1/2"	O.D. tube brush	12
31412	1/2"	O.D. tube brush – Carded	10
31346	3/4"	O.D. tube brush	12
31413	3/4"	O.D. tube brush – Carded	10
31347	1"	O.D. tube brush	12



#31409 shown

**Nylon Grit Pads**

- Contains two 2" x 6" coarse grade nylon pads.
- For cleaning pipe and fittings and general use.

Product No.	Size	Description	Ctn. Qty.
31409		Nylon grit pads – Carded	10



#31410 shown

**Specialty Brushes**

- Stainless steel bristled brush for cleaning threads on hard metal pipes.
- For cleaning pipe and fittings and general use.



Product No.	Size	Description	Ctn. Qty.
31410		Specialty brushes – Carded	10

**Application:**

1. Assemble all material you will need.
2. Select Oatey® soldering products. Read all instructions carefully.
3. Select and cut the copper pipe squarely using a tubing cutter or hacksaw.
4. Clean all the copper surfaces to be joined using Oatey fitting and tubing brushes or sandcloth.
5. Apply Oatey tinning or paste flux to the inside of the copper fitting and outside of the copper pipe.
6. Assemble the joint.
7. Heat the joint evenly and apply Oatey wire solder to the joint only after flux begins to bubble. This indicates proper temperature has been reached.
8. Remove heat and wire solder once a bead has formed around the fitting. Allow the solder to cool before wiping away excess with a damp cloth.

Soldering is the most common method for connecting joints in copper water lines. Flux is used to remove foreign material from copper surfaces and to etch the copper surface. Without flux, solder will not flow into the joint. Thus, filling the void between the pipe and fitting provides a water-tight seal. Oatey Safe-Flo® Silver works much like 50/50 solder. H-20®<sup>95</sup> Water Soluble Tinning Flux contains powdered lead free solder that melts when the joint is heated, coating the joint with a thin layer of solder that ensures the solid wire will flow into the joint. When used together, they are as easy to use as a 50/50 solder.

1. Assemble materials and put on protective eye wear. Cut pipe using a tube cutter to ensure a square cut. If the joint is not cut squarely, or if tube is mis-shaped, the joint may not solder properly. Deburr all pipe ends.
2. All surfaces to be soldered must be free of all foreign material and the oxide that forms on copper tubing. Use Oatey fitting and tubing brushes, sand-cloth or open mesh to mechanically abrade the surface of the pipe. The Oatey 4-in-1 brush is a convenient tool for cleaning 1/2" and 3/4" copper tube and fittings. If all surfaces are bright and shiny, the flux will properly etch the copper surface. When applying flux, remember to coat both the fitting and copper tube before assembly. Use caution when working with Oatey flux as well as with any flux. Do not allow contact with eyes or skin. Wear impervious clothing while handling. Wash thoroughly when finished.
3. A successful solder joint requires some preparation prior to beginning.
  - If the joint to be heated is close to a floor joist, wall stud or any combustible material, place an Oatey Flame Protector between the joint and material of concern. This will provide protection from heat and flames up to 2,500° F.
  - If soldering an existing water line, try to drain the line as much as possible. Water in the line will prevent the joint from reaching the required temperature.
4. Solder flows to the hottest part of the joint. Heat the joint evenly so that the solder will flow through the entire joint. Apply heat to one side of the joint and solder wire to the other. Never heat the solder wire itself. Solder is drawn into the joint by capillary action and a bead of solder will form around the joint when it's filled. When the bead appears, the joint is completed.
5. Be careful when wiping away the excess solder and flux residue that is left on the joint. Although the pipe may appear to be cool, always use a damp cloth to remove the excess solder and flux residue. Never touch the pipe without allowing it to cool.





# 4



## Putty, Caulks and Water Barriers

Whether installing a faucet or strainer, resetting tile, sealing roof flashings, or repairing a pipe, professional plumbers can't afford a leak. They demand a watertight seal and they know that Oatey® and Hercules® products are formulated to do the job right every time. Stain-Free and Sta Put® Putty, Pro Poxy 20, plumbers caulk and roof and flashing sealants are trusted and synonymous with high quality and top performance.



## Hercules Sta Put™ Ultra®

Safe for ANY Natural Stone Surface

Be sure to pick the right putty for the job. Great for sinks, bowls, faucets, strainers and shower bases. It stays flexible longer and will not crack or shrink. Plus it cleans up quickly and easily.

**Hercules Sta Put™ Ultra®** uses a new oil-free, non staining formula that is safe for almost any natural porous surface including:

- Granite
- Marble
- Quartz
- Sandstone
- Corian®
- Any other natural, porous surface\*



***Oils in other putties will stain porous surfaces like this.***

***Count on Oatey to provide the highest quality plumber's putty in the business!***

\*Not to be used on ABS.



## PUTTY, CAULK AND SEALANT

# 4 PUTTY, CAULKS AND WATER BARRIERS



#31166 shown

### Plumber's Putty

- Fixture setting compound for setting frames, faucets, strainer baskets, etc.
- Stays flexible, will not crack or shrink.
- Easily workable, soft, pliable material.
- Not for use on ABS, marble, granite, plastic or any other dimensional stone.

Product No.	Size	Description	Ctn. Qty.
31166	14 oz.	Putty – Plastic container	24
31170	3 lb.	Putty – Plastic container	6
31174	5 lb.	Putty – Plastic container	6



#31177 shown

### Stain-Free Plumber's Putty

- Safe for ANY surface, including: Granite, Marble, Quartz, Sandstone, Corian®, Plastic or any natural, porous surface.
- Non-staining formula.
- Great for sinks, bowls, faucets, strainers and shower bases.
- Stays flexible; will not crack or shrink.
- Cleans up quickly.
- Not for use on ABS.

Product No.	Size	Description	Ctn. Qty.
31177	9 oz.	Stain-Free Putty	18



#30241 shown

### Tub-N-Tile Caulk

- White, flexible, latex sealant.
- Fills and seals cracks and joints.
- For caulking around showers, tubs, lavatories and sinks.
- Cleans up with soap and water.
- Can be used to reset loose tiles.
- Can be painted when dry with either oil base or latex paint.

Product No.	Size	Description	Ctn. Qty.
30240	6 oz.	Tub-N-Tile Caulk – Cartridge	24
30241	10 oz.	Tub-N-Tile Caulk – Cartridge	24



#30235 shown

### Tub-N-Tile Ultra Clear Sealant

- Applies white and dries clear.
- Flexible butyl acrylate formula adheres to porous surfaces such as wood and masonry.
- Cleans up with soap and water.
- Flexible material won't crack or peel and adheres tightly.
- Paintable with no offensive odors.

Product No.	Size	Description	Ctn. Qty.
30235	6 oz.	Tub-N-Tile Clear Sealant - Tube	12

## PUTTY AND SEALANT



#31270 shown



### Fix-It™ Stick Epoxy Putty

- Convenient multi-purpose sealing, patching and mending compound.
- Steel filled material, mixes in your hand and hardens in minutes.
- May be drilled, tapped, filed, sanded, sealed and painted when hardened.
- Non-toxic material contains no solvents and will not shrink.
- Adheres to many materials including PVC, CPVC, ABS, wood and metal.

Product No.	Size	Description	Ctn. Qty.
31270	4 oz.	Fix-It Stick Epoxy Putty	12



#30236 shown

### Silicone Sealant

- Clear and white sealants for high performance sealing.
- Bonds to porcelain, ceramic, marble, fiberglass and most metals.
- Safe for use on plastic, including ABS.
- Remains permanently elastic.
- When fully cured, recognized by USDA for use in meat and poultry plants.
- Withstands temperature from -60°F to 400°F.
- Meets Fed. Spec. TT-S-00230C Class A & TT-S-001543A Class A, Mil. Spec. 46106A, ASTM C920, FDA Regulation No. 21 CFR 177.2600.

Product No.	Size	Description	Ctn. Qty.
30236	10.1 oz.	Silicone Sealant, Clear - Cartridge	12
30237	10.1 oz.	Silicone Sealant, White - Cartridge	12

## PUTTY, CAULK AND SEALANT



#25101 shown

### Sta Put®

- Superior grade of plumber's putty.
- Flexible, stretchable compound; molds easily.
- Will not harden, crumble, crack or shrink.
- Not for use on plastic.

Product No.	Size	Description	Ctn. Qty.
25101	14 oz.	Sta Put®	24
25103	3 lb.	Sta Put®	12
25105	5 lb.	Sta Put®	6
25110	7 lb.	Sta Put® - Plastic Pail With Handle	6



#25171 shown

### Sta Put Ultra®

- Non-staining polymer sealant.
- Sets up quickly.
- Permanently soft, malleable, and flexible.
- Unique, professional grade.
- Safe for almost any natural porous surface including Granite, Marble, Quartz, Sandstone, Corian®.
- Not for use on ABS.

Product No.	Size	Description	Ctn. Qty.
25171	14 oz.	Sta Put® Ultra	12
25173	3 lb.	Sta Put® Ultra	12



#25215 shown

### Plastic Seal™

- Multi-purpose caulk & repair product.
- Waterproof.

Product No.	Size	Description	Ctn. Qty.
25215	10.1 oz.	Plastic Seal™ - Cartridge	12



## PUTTY, CAULK AND SEALANT



#25410 shown

### Roof & Flashing Sealant

- Long-lasting sealant.
- No separation; no stirring time; no objectionable odor.
- Forms durable, flexible, weatherproof coating.
- Can be applied on cold or wet surfaces.
- Not for use on rubber boot of flashings.

Product No.	Size	Description	Ctn. Qty.
25403	10.3 oz.	Roof & Flashing Sealant - Cartridge	12
25405	1 qt.	Roof & Flashing Sealant	12
25410	Gallon	Roof & Flashing Sealant	6



#25515 shown

### Pro Poxyl® 20

- Makes steel reinforced repairs in just 20 minutes.
- Kneads quickly and easily.
- Seals, mends, bonds and repairs almost anything, even underwater.
- Adheres to metals, masonry, wood, glass, and ceramics.
- When cured, may be drilled, sanded, filed and painted.
- Conforms to NSF standard 61 for use with potable water.

Product No.	Size	Description	Ctn. Qty.
25515	4 oz.	Pro Poxyl® 20 - Display Pack	24



#25531 shown

### Plastic Poxyl™

- For most plastics.
- Fully hardens in 40 minutes.
- Kneads quickly and easily.

Product No.	Size	Description	Ctn. Qty.
25531	4 oz.	Plastic Poxyl™ - Display Pack	24



#25527 shown

### Pro Poxyl® Triple Play Putty

- Three epoxies in one, handy package.
- Hercules Pro Poxyl 20, Copper Poxyl and Plastic Poxyl included.
- Cures in minutes.

Product No.	Size	Description	Ctn. Qty.
25527	4 oz.	Pro Poxyl Triple Play Putty Display Pack	24



# PUTTY, CAULK AND SEALANT



#25605 shown

## Plumbers Caulk™

- Siliconized acrylic-latex plumbers caulk.
- Flows easily, does not harden in tube or cartridge; will not crumble, resists shrinkage.
- Flexible, durable, extremely mildew-resistant, waterproof.

Product No.	Size	Description	Ctn. Qty.
25605	5.5 fl oz.	Plumbers Caulk™ - White - Tube Display	24
25615	10.1 fl oz.	Plumbers Caulk™ - White - Cartridge	12
25620	5.5 fl oz.	Plumbers Caulk™ - Clear - Tube Display	24
25625	10.1 fl oz.	Plumbers Caulk™ - Clear - Cartridge	12
25631	5.5 fl oz.	Plumbers Caulk™ - Almond/Bone - Tube Display	24
25636	10.1 fl oz.	Plumbers Caulk™ - Almond/Bone - Cartridge	12
25641	5.5 fl. oz.	Plumbers Caulk™ - Biscuit/Linen - Tube Display	24
25646	10.1 fl. oz.	Plumbers Caulk™ - Biscuit/Linen - Cartridge	12
25641R	5.5 fl. oz.	Plumbers Caulk™ - Linen - Tube Display	6



#25676 & 25686 shown

## Plumbers Caulk - Silicone™

- High-quality 100% pure professional grade sealant.
- Excellent adhesion to most porous and non-porous materials.
- Tack-free in 30 minutes; completely cured in 24 hours.

Product No.	Size	Description	Ctn. Qty.
25676	10.1 oz.	Plumbers Caulk - Silicone™ - White - Cartridge	12
25686	10.1 oz.	Plumbers Caulk - Silicone™ - Clear - Cartridge	12



#25696 shown

## Plumbers Firestop Sealant™

- Latex-based intumescent sealant.
- Meets many applications and codes.
- Provides up to a 3-hour fire rating.
- UL Classified.

Product No.	Size	Description	Ctn. Qty.
25696	10.1 oz.	Plumbers Firestop Sealant™ - Cartridge	12
25698	5 gal.	Plumbers Firestop Sealant™ - Pail	1



#25666 shown

## High Temp Red

- For high temperature applications.
- Flexible, durable, waterproof seal.
- Performs at temperatures ranging from -80° F to +600° F.

Product No.	Size	Description	Ctn. Qty.
25666	10.1 fl. oz.	High Temp Red – Cartridge	12



## PUTTY, CAULK AND SEALANT

# 4

### PUTTY, CAULKS AND WATER BARRIERS



#043105 shown

### Plumber's Putty

- Professional grade.
- Easy to use and long lasting.
- Remains flexible and will not harden, shrink, crack or crumble even if cup is left open.
- Widely used for setting bowls, rims, strainers, faucets, etc.
- Do not use on marble, synthetic marble, other porous surfaces or on plastic lavatories and fixtures.
- For these applications we recommend Harvey's Siliconized Tub Seal Latex or 100% RTV Silicone.

Product No.	Size	Description	Ctn. Qty.
043010	13 oz.	Plumber's Putty	24
043050	48 oz.	Plumber's Putty	6
043105	80 oz.	Plumber's Putty	6



#032005 shown

### Siliconized Tub Seal Latex

- Available in clear, bone or white.
- Water based acrylic caulk with silicone for added adhesion and low temperature flexibility.
- Provides a weather resistant seal against air, moisture, dirt, dust and insects.
- Use indoors or out. Easy application; soap and water cleanup.
- Fast drying and nonflammable.
- Provides excellent adhesion to brick, ceramic, vinyl, wood, glass, china, plaster, drywall and metal.
- Caulks around tubs, showers, enclosures, sinks, tile, walls, door moldings and windows; also resets loose tiles.
- Fills joints up to 3/8" wide x 3/8" deep.
- Tack free in 30 minutes; paintable in 2 hours with latex or oil based paints.

Product No.	Size	Description	Ctn. Qty.
032005	5.5 fl oz.	Clear Finish in Plastic Tube	12
032106	5.5 fl oz.	Bone Finish in Plastic Tube	12
032010	5.5 fl oz.	Brilliant White Finish in Plastic Tube	12
031050	10.3 fl oz.	Brilliant White Finish in Cartridge	12



#036010 shown

### Siliconized Acrylic Caulk

- Exceptional all-purpose caulk for indoor/outdoor use.
- Water based acrylic caulk with silicone for added adhesion and low temperature flexibility.
- Provides excellent adhesion to brick, ceramic, vinyl, aluminum, painted surfaces, plaster, drywall, concrete, wood, glass, china and metal.
- Caulk around windows, baseboards, siding and trim, pipes, chimney flashings, air conditioners, ceiling and wall joints, door frames, moldings, corner joints, vents/ducts, masonry, tubs and sinks.
- Fills joints up to 3/8" wide x 3/8" deep.
- Tack free in 30 minutes; paintable in 2 hours with latex or oil based paints.

Product No.	Size	Description	Ctn. Qty.
036010	10.3 fl oz.	White Finish	12

PUTTY, CAULK AND SEALANT



#031700 shown

**All-in-One Adhesive and Grout**

- Superior adhesive strength.
- Unique acrylic-based product that makes repairing and replacing cracked or loose tiles and grout easy.
- Completely waterproof when cured.

Product No.	Size	Description	Ctn. Qty.
031700	3.75 fl oz.	White Finish in Plastic Tube	12



#040010 shown

**Caulking Guns**

- Steel ratchet type caulk gun with heavy spot welds.

Product No.	Description	Ctn. Qty.
040010	Economy Caulking Gun - Steel Ratchet Type	12

# 5



## Oils, Lubricants and Hand Cleaners

Oatey® Hercules® and Harvey® Cutting Oils, Lubricant and Hand Cleaners are specially formulated to outperform the competition. Professional grade hand cleaners, custom-formulated and multi-purpose lubricants, and high efficiency cutting oils provide you the quality products you need to get the job done right.



## Hercules® for Hands™

Say Goodbye to Dirty “Plumber’s Hands”

Hercules® For Hands™ Hand Cleaning Towels require no water, scrubbing or rinsing, and they dry immediately with no residue. Towels are manufactured of high-strength, non-woven cloth saturated with a mild, but heavy duty cleaning liquid.

Specifically formulated for plumbers and ready-to-use, the towels remove industrial paints, lubricants, adhesives, tar, printer’s ink, sealants, grease, oil, grime, caulks, flux and other stubborn soils. They also soften and **remove plastic pipe cement**. Use them for any dirty job!

Hercules® For Hands™ towels are a safe alternative to products with harsh skin-drying solvents or abrasive particles. **They contain skin-conditioning aloe vera and vitamin E**. The 12" x 10" towels are rugged, and won't shred or leave residue on hands and can also be used to clean many other surfaces (see label precautions).

- Formulated for and preferred by plumbers
- Big enough to do the job right - 12" x 10" towels
- Contains no harsh solvents
- Can also be used to clean surfaces such as steel, aluminum, laminates, wood and others
- Will not leave scratches or marks on surfaces





# HAND CLEANERS



#45314 shown

## Hercules For Hands™ – Lemon Lotion Hand Cleaner

- Professional strength cleaner formulated with pumice.
- Removes dirt, grease, grime.
- Non-irritating formula protects and moisturizes hands.
- Requires no water or rinsing – dries with no residue.
- Citrus scent.

Product No.	Size	Description	Ctn. Qty.
45314	16 oz.	Hercules For Hands™ - Lemon Lotion Hand Cleaner - Flip Top Cap	12



#45325 shown

## Hercules For Hands™ – Pumice Lotion Hand Cleaner

- Professional strength cleaner formulated with pumice.
- Protects and moisturizes hands with aloe vera, vitamin E and lanolin.
- Non-irritating formula protects and moisturizes hands.
- Requires no water or rinsing – dries with no residue.

Product No.	Size	Description	Ctn. Qty.
45325	16 oz.	Hercules For Hands™ - Pumice Lotion Hand Cleaner - Flip Top Cap	12



#45333 shown

## Hercules For Hands™ – Pre-Moistened Towels

- Ready to use pre-moistened, high strength wipe formulated for plumbers.
- Resists shredding or tearing during use.
- Non-abrasive wipe can be used on most surfaces.
- Easily removes epoxy, lubricants, adhesives, tar, grease, inks, sealants and caulk.

Product No.	Size	Description	Ctn. Qty.
45333	12" x 10"	Hercules For Hands™ - Pre-Moistened Towels - Dispenser Tub Of 70 Towels	6
45333T	12" x 10"	Hercules For Hands™ - Pre-Moistened Towels - Pop Display Of 30 Tubs	30
45334	12" x 10"	Hercules For Hands™ - Pre-Moistened Towels - Dispenser Tub Of 70 Towels, Non-Lanolin Formula	6
45337	12" x 10"	Hercules For Hands™ - Pre-Moistened Towels - Thin Tub -25 Per Tub	6



# OILS AND LUBRICANTS



#30200 shown

### Clear Thread Cutting Oil

- Protection helps make sharp clean threads while extending the life of your dies.
- Formulated for hand thread cutting machines.
- Anti-mist and non-staining formula is not affected by weather.

Product No.	Size	Description	Ctn. Qty.
30200	16 oz.	Clear Cutting Oil (Hand Threading)	12
30201	32 oz.	Clear Cutting Oil (Hand Threading)	12
30202	Gallon	Clear Cutting Oil (Hand Threading)	6



#30205 shown

### Dark Thread Cutting Oil

- Formulated for high speed cutting machines.
- A special mixture of sulfonated oils provides high film strength.
- Keeps machines running cooler and extends the life of your dies.
- Anti-mist and non-staining formula is not affected by weather.

Product No.	Size	Description	Ctn. Qty.
30203	16 oz.	Dark Cutting Oil (Speed Threading)	12
30204	32 oz.	Dark Cutting Oil (Speed Threading)	12
30205	Gallon	Dark Cutting Oil (Speed Threading)	6



#30600 shown

### Pipe/Gasket Lube

- Dissolves in hot water.
- Adheres to wet and dry surfaces.
- Non-toxic, soft, paste like material for lubricating bell joint pipe gaskets.
- Will not deteriorate natural or synthetic rubber.
- Will not support bacteria.

Product No.	Size	Description	Ctn. Qty.
30599	16 oz.	Pipe Lubricant	24
30600	32 oz.	Pipe Lubricant	12
30601	Gallon	Pipe Lubricant	4
30605	5 Gallon	Pipe Lubricant	1



Certified to NSF/ANSI 61



# 5

## OILS, LUBRICANTS AND HAND CLEANERS

### OIL AND LUBRICANTS



#40120 shown

#### Cutting Oil

- Excellent lubrication for cutting sharp threads.
- Contains activated sulfur-lard and extreme pressure - antiwear additives.
- Contains no nitrosamine-forming compounds or chlorine additives.

Product No.	Size	Description	Ctn. Qty.
40110	1 pt.	Cutting Oil - Clear	12
40115	1 qt.	Cutting Oil - Clear	12
40120	Gallon	Cutting Oil - Clear	6
40125	5 Gallon.	Cutting Oil - Clear	1
40210	1 pt.	Cutting Oil - Dark	12
40215	1 qt.	Cutting Oil - Dark	12
40220	Gallon	Cutting Oil - Dark	6
40225	5 Gallon	Cutting Oil - Dark	1
40240	55 Gallon	Cutting Oil - Dark	1



#40404 shown

#### Lube Oil with Extenda-Spout

- Custom-formulated, multi-purpose lubricating oil.
- Non-gumming, non-toxic, non-detergent, and will not foam during use.
- Contains rust and corrosion preventatives.

Product No.	Size	Description	Ctn. Qty.
40404	4 oz.	Lube Oil with Extenda-Spout	24



#016100 shown

#### Cutting Oil

- Clear or dark.
- Specially formulated to give sharp, clean threads and to extend die life.
- A superior quality cutting oil that can be used on most metals.
- Use for heavy duty cutting, threading, tapping and broaching of steel.

Product No.	Size	Description	Ctn. Qty.
016100	1 qt.	Cutting Oil in Plastic Bottle - Clear	12
016265	1 qt.	Cutting Oil in Plastic Bottle - Dark	12
016150	Gallon	Cutting Oil in Plastic Jug - Clear	6
016325	Gallon	Cutting Oil in Plastic Jug - Dark	6



#40506 shown



### Duck Butter®

- Dissolves in hot water.
- Adheres to wet and dry surfaces.
- Non-toxic, soft, paste like material for lubricating bell joint pipe gaskets.
- Will not deteriorate natural or synthetic rubber.
- Will not support bacteria.

Product No.	Size	Description	Ctn. Qty.
40501	2 lb.	Duck Butter®	12
40506	8 lb.	Duck Butter®	4



#40601 shown

### 300 Degree Plumber's Grease

- Petroleum-based valve and faucet stem grease.
- Waterproof; prevents corrosion.
- Non-melting, non-hazardous.

Product No.	Size	Description	Ctn. Qty.
40601	2 oz.	300 Degree Plumber's Grease	24



#40610 shown

### Plumbers Silicone Grease

- Will not melt like ordinary grease can.
- Contains no petroleum products.
- Non-hazardous and odor free.

Product No.	Size	Description	Ctn. Qty.
40610	2 oz.	Plumbers Silicone Grease	24



#30620 shown

### Plumber's Grease

- Petroleum or silicone based formula.
- Lubricates stems of faucet, valves, ballcocks etc.
- Petroleum based formula not for use on rubber or synthetic O-rings.

Product No.	Size	Description	Ctn. Qty.
30219L	0.5 oz.	Plumbers Grease - Silicone Based	12
30620	1 oz.	Plumbers Grease - Petroleum Based	24



#050050-12 shown

### Faucet and Valve Grease

- Heat proof formula resists high temperatures.
- Waterproof grease for use on hot water or steam up to 350°F.
- Apply to metal parts of faucets and valves.

Product No.	Size	Description	Ctn. Qty.
050050-12	1 fl oz.	Heat Proof Faucet and Valve Grease	12

# 6



## Drain and Waste System Cleaners

When plumbing professionals need to use drain and waste system cleaners, they turn to Hercules® for the best quality and highest performing products available. Hercules offers a variety of solutions for the toughest drain cleaning challenges. These include Emergency Drain Openers, Drain System Maintenance including unique Clog-Specific Formulations, Septic System Care and Repair, Root Controls and unique Grease Management Products.



## ACID DRAIN OPENERS



#20211 shown

### **Clobber® Acid Drain Cleaner (For Professional Use Only - Not For Retail Sale)**

- Fastest method for clearing emergency waste line stoppages.
- Rapidly disintegrates paper, rags, food and all organic matter.
- Can be used to thaw frozen lines.
- Will not harm septic tanks, cesspools, drainage fields and leaching systems when used according to directions.
- May be used on cast iron, steel, copper, brass, lead and plastic pipe.

Product No.	Size	Description	Ctn. Qty.
20205	1 qt.	Clobber® Acid Drain Cleaner	12
20211	1/2 Gallon	Clobber® Acid Drain Cleaner	6



#20310 shown

### **Sizzle® Scale Remover (For Professional Use Only - Not For Retail Sale)**

- Removes scale, salts, mineralized deposits, slime, and corrosion to clean heating, cooling, plumbing equipment and tools. Does not contain phosphates.
- Can be safely used with iron, steel, copper, brass, bronze and lead fixtures to quickly dissolve scale and mineral build-up from water, waste, heating, processing and air conditioning systems.

Product No.	Size	Description	Ctn. Qty.
20305	1 qt.	Sizzle® Scale Remover	12
20310	Gallon	Sizzle® Scale Remover	4

## NON-ACID DRAIN OPENERS



#20410 shown

### **Glug® Drain Opener - Crystals**

- Fast working crystals clear sluggish drains, prevents clogs.
- Leaves no offensive after odor.
- Harmless to most metal and plastic pipe, valves and fittings.
- Not for use with garbage disposal.

Product No.	Size	Description	Ctn. Qty.
20412	16 oz.	Glug® Drain Opener - Crystals	24
20410	20 oz.	Glug® Drain Opener - Crystals	24
20413	2 lb.	Glug® Drain Opener - Crystals	12
20415	6 lb.	Glug® Drain Opener - Crystals	4



#20450 shown

### **Glug® Drain Opener (Bath) - Liquid**

- Attacks clogs caused by hair and soap products.

Product No.	Size	Description	Ctn. Qty.
20450	1 qt.	Glug® Drain Opener (Bath) - Liquid	10
20455	1/2 Gallon	Glug® Drain Opener (Bath) - Liquid	6



#20470 shown

### **Glug® Drain Opener (Kitchen) - Liquid**

- Attacks clogs caused by buildup of fats, grease and foodstuffs.

Product No.	Size	Description	Ctn. Qty.
20470	1 qt.	Glug® - Drain Opener (Kitchen) - Liquid	10
20475	1/2 Gallon	Glug® - Drain Opener (Kitchen) - Liquid	6



## ROOT DESTROYERS



#20602 shown

### R-D™ Root Destroyer

- Non-acid, non-caustic herbicide formulated to eliminate and prevent root growth in sewer type lines.
- Safe to use in lines leading to septic tanks, cesspools and drywells.
- Dissolves slowly.
- Not for use in CT or some jurisdictions in CA.
- Will not destroy trees, shrubs or other vegetation.

Product No.	Size	Description	Ctn. Qty.
20602	2 lb.	R-D™ - Root Destroyer	6



#45400 shown

### Iron Ike® Rust Remover

- Dissolves and removes rust stains quickly and easily.
- Contains no dangerous phosphoric acid, phosphates or chlorine.
- Effective on water softeners, water heaters, toilets, tools and more.

Product No.	Size	Description	Ctn. Qty.
45400	20 oz.	Iron Ike® Rust Remover	12

## FLOW IMPROVERS



#137503 shown

### PT-4™

- Dissolves fats, oils and grease (FOG) to improve flow, reduce odors and prevent corrosion caused by FOG.
- Prevents blockages before they happen and quickly deodorizes all parts of drainage systems.
- Has a carry-through effect to sewers and septic systems. Greasy matter is kept in solution and prevented from redepositing and causing inside (crown) corrosion and the formation of sewer gases downstream.
- Does not contain any petroleum-based solvents, ozone depleting substances or greenhouse gases.

Product No.	Size	Description	Ctn. Qty.
137501	1 qt.	PT-4™	12
137503	Gallon	PT-4™	4
137504	5 Gallon	PT-4™ - Pail	1
137507	15 Gallon	PT-4™ - Drum	1
137509	55 Gallon	PT-4™ - Drum	1



#137301 shown

### PT-BIO1™

- Eliminates drain line build up and controls odors with grease and waste digesting bacteria.
- Safe for use in all types of drainage pipe.
- Contains no acids, caustics, solvents or other harsh chemicals.
- Can be used to eliminate odors on surfaces or as a cleaner, degreaser, emulsifier during mechanical snaking.

Product No.	Size	Description	Ctn. Qty.
137301	1 qt.	PT-BIO1™	12
137303	Gallon	PT-BIO1™	4
137304	5 Gallon	PT-BIO1™ - Pail	1
137307	15 Gallon	PT-BIO1™ - Drum	1



#20110 shown

### Wham® Drain Pipe Cleaner

- Powerful, multi-use, concentrated chemical emulsifier and waste system cleaner.
- Environmentally safe and biodegradable.
- Liquifies and disperses grease, soap, detergents and other organic waste.
- Will not harm digestive bacteria.
- Floral scent.
- Dissolves and controls build-up - deodorizes.
- Safe to use in metal or PVC plastic plumbing.
- Not recommended for use on ABS.

Product No.	Size	Description	Ctn. Qty.
20110	1 qt.	Wham® Drain Pipe Cleaner	12
20115	Gallon	Wham® Drain Pipe Cleaner	6





## SEPTIC PRODUCTS



#139302 shown

### Septic-Flow™

- Concentrated liquid bacterial additives.
- System maintainer designed to improve efficiency of septic and wastewater treatment systems.
- Keeps septic systems in peak condition.

Product No.	Size	Description	Ctn. Qty.
139302	1/2 Gallon	Septic-Flow™	6



#222031 shown

### Bacta-Life® Cleaning Preparation

- Used to repopulate beneficial bacteria in recently pumped septic systems.
- Enhances the natural biology of cesspools, septic tanks and drainage areas.
- Improves grease trap efficiency, digests drain line build up, reduces drain field and seepage pit failures.

Product No.	Size	Description	Ctn. Qty.
222031	1 lb.	Bacta-Life® Cleaning Preparation	12



#252034 shown

### Aid-Ox® Septic System Cleaning Products

- Formulated to maintain proper drainage and treat clogged and sluggish cesspools, seepage pits, drywells and drain fields.
- Oxygen-based porosity enhancer and cleaner.
- Used drainage systems are sluggish, water logged or emitting foul odors.

Product No.	Size	Description	Ctn. Qty.
252034	9 lb.	Aid-Ox® Septic System Cleaning Products	4



#20715 shown

### Cesspool Cleaner

- Temporarily eliminates back-ups and overflows.
- Dissolves all organic material including: hair, grease, paper, etc.
- Removes grease and sludge from baffles, pump floats, distribution boxes and lateral lines.
- Pump system within a few hours of adding this product.
- Add Bacta-Life® Cleaning Preparation 5 days after treatment to restore microbial activity.

Product No.	Size	Description	Ctn. Qty.
20715	25 lb.	Cesspool Cleaner	1

## DRAIN FLUSHERS



#33441 shown

### Oatey Clog Buster™

- Environmentally safe and easy-to-use way to unclog drains.
- Adapter available to use with garden hose.

Product No.	Size	Description	Ctn. Qty.
33440	1" – 2"	Clog Buster™ Drain Flusher	6
33441	1-1/2" – 3"	Clog Buster™ Drain Flusher	6
33442	4" – 6"	Clog Buster™ Drain Flusher	4
33444		Faucet Adapter	12



#303127 shown

### Cherne Clog Buster™

- Environmentally safe and easy-to-use way to unclog drains.
- Adapter available to use with garden hose.

Product No.	Size	Description	Ctn. Qty.
303127	1" – 2"	Clog Buster™ Drain Flusher	1
303135	1-1/2" – 3"	Clog Buster™ Drain Flusher	1
303143	4" – 6"	Clog Buster™ Drain Flusher	1



#090300 shown

### Harvey "Power Plunger"

- Powerful toilet plunger that clears clogged toilets.
- 21" yellow wood handle and header card.
- Accordion action design flexes at any angle.

Product No.	Size	Description	Ctn. Qty.
090300	21"	All Angle Plunger with Flexible Black Rubber Cap	6

# 7



## Heating Chemicals and AntiFreeze

A well-maintained hydronic heating system provides reliable performance even during the harshest winters. Heating maintenance professionals know that top quality materials are critical to achieve superior performance. That's why contractors depend on Hercules® Maintenance and Stop-Leak Products. They are formulated for high performance and developed with both the user and the environment in mind. Hercules "clean and friendly" furnace cement is the latest example of this commitment. Its patented formula is the first and only to meet OSHA's requirement of less than .1% crystalline silica.



## Haymaker™ Tankless Water Heater Descaler

### HAYMAKER BRINGS THE HEAT!

Vinegar is no match for Haymaker when descaling tankless water heater systems.

The Haymaker solution dissolves 3 TIMES the amount of scale as a gallon of white vinegar, without the foul odor! The concentration of acetic acid in vinegar is relatively low (5%), whereas Haymaker is a 50% by weight concentrate that is mixed with water before use.



- Non-corrosive, professional grade formula effectively removes scale.
- Clear, citric acid-based liquid formula allows you to see the results of the descaling.
- NSF 60 listed and safe for potable water.
- VOC free and biodegradable – will not harm the environment.
- Users have everything they need to descale a tankless water heater with the Haymaker Kit (35245).



## SYSTEM REPAIR PRODUCTS



#30310 shown

### Boiler Solder

- Makes strong lasting repairs on cracks and leaks in hot water or steam boilers.\*
- Non-metallic powder finds trouble spots and forms a tough seal which expands and contracts with heat.
- Resists high pressure, and temperature, and is not affected by cleaners.
- Will not clog the system or cause odors, will not interfere with normal boiler operation.

Product No.	Size	Description	Ctn. Qty.
30310	1 lb.	Boiler Solder	12
30320	200 lb.	Boiler Solder	1

\*Hot water portion of steam boiler



#30213 shown

### Base Hit™ II Sealant & Lubricant

- Seals and prevents leaks.
- Remedies most squeaking pumps.
- Will not form sludge or precipitates or impede normal operation.

Product No.	Size	Description	Ctn. Qty.
30213	12 oz.	Base Hit II	12
30213R	12 oz.	Base Hit II – 6 Pack	6



#30115 shown

### Boiler Liquid

- Seals and repairs cracks or leaks in hot water or steam boilers.\*
- Makes a strong lasting repair on difficult leaks.
- Resists pressure and is not affected by boiler cleaners.
- Prevents surging and will not clog or coat heating coils controls, vents or valves.

Product No.	Size	Description	Ctn. Qty.
30115	1 qt.	Boiler Liquid	16
30120	Gallon	Boiler Liquid	6

\*Hot water portion of steam boiler



#35504 shown

### High-Heat Furnace Cement

- Patented formula for mortar facing, caulking or coating for use to seal and repair boilers, furnaces, fireboxes and many other furnace and refractory applications.
- Can be used on oil, gas, coal, and wood burning heating systems.
- Smooth consistency makes for easy application, and will not crack or crumble.
- Asbestos free.

Product No.	Size	Description	Ctn. Qty.
35503	1/2 pt.	Regular Body	24
35504	1 pt.	Regular Body	12
35515	1/2 Gallon	Regular Body	6
35610	Gallon	Regular Body	4
35521	1/2 Gallon	Heavy Body	6
35526	Gallon	Heavy Body	4

## SYSTEM CLEANING PRODUCTS



#35298 shown

### Sludgehammer™ System Restorer & Noise Reducer

- Combination formula removes sludge and corrosion while reducing boiler noise.
- Helps restore efficiency to hydronic heating systems.
- Compatible with aluminum and stainless steel heat exchangers.
- Flush from system after use.

Product No.	Size	Description	Ctn. Qty.
35298	32 oz.	System Restorer & Noise Reducer	6



#35100 shown

### Scout™

- Non-Toxic boiler cleaner that stops priming and surging in minutes.
- Helps eliminate hammering, removes rust, scale, oil, foam and impurities without draining or flushing the system.
- Eliminates boiler shut-downs.

Product No.	Size	Description	Ctn. Qty.
35100	4 oz.	Boiler Cleaner	12



#35211 shown

### Boiler and Heating System Cleaner

- Formulated to clean and condition steam and hot water systems.
- Protects pumps by lubricating seals and zone valves.
- Prevents clogging of valves and prevents corrosion.
- Safe and easy to use.

Product No.	Size	Description	Ctn. Qty.
35206	1 qt.	Boiler and Heating System Cleaner	12
35211	Gallon	Boiler and Heating System Cleaner	6
35216	5 Gallon	Boiler and Heating System Cleaner	1



#35310 shown

### Sludge Treat

- Prevents fuel related failures by cleaning and conditioning heating system fuel oil.
- Improves combustion efficiency, reduces soot, and conserves energy.
- Prevents fuel oil waxing and gelling, and sludge build up and ice formation in fuel lines.

Product No.	Size	Description	Ctn. Qty.
35310	1 qt.	Sludge Treat	12





#35235 shown



### Haymaker™ Tankless Water Heater Descaler

- Non-corrosive, effectively removes scale. Professional grade formula.
- Clear liquid allows you to see the results of the descaling. Clear, citric acid-based formula.
- Safe for potable water. NSF 60 listed.
- Will not harm the environment. VOC free, biodegradable.
- Users have everything they need to descale a tankless water heater. Available in a kit.

Product No.	Size	Description	Ctn. Qty.
35230	32 oz.	Descaler	6
35231	Gallon	Descaler	6
35235	Gallon	Descaler Kit	1

The Haymaker solution dissolves 3 times the amount of scale as a gallon of white vinegar, without the foul odor! The concentration of acetic acid in vinegar is relatively low (5%), whereas Haymaker™ is a 50% by weight concentrate that is mixed with water before use.



#35297 shown

### Sludgehammer™ Universal Corrosion Inhibitor

- Multi-purpose formula controls scale, corrosion, boiler noise and hydrogen gassing.
- Helps restore efficiency to hydronic heating systems.
- Safe for all metals including aluminum and stainless steel.
- Compatible and for use with all Cryo-Tek antifreezes.

Product No.	Size	Description	Ctn. Qty.
35297	32 oz.	Universal Corrosion Inhibitor	6



#35155 shown

### Blot-O™ Plus

- Highly absorbent material for cleaning spills of fuel, oil, and gas.
- Unique blend of recycled fibers and specialty clay absorbs up to 8 times its volume.

Product No.	Size	Description	Ctn. Qty.
35155	19 oz.	Shaker Top Can	12



#35302 shown

### Power Flow™

- Fuel additive which improves combustion efficiency, conserves energy, and reduces fuel oil waste in heating systems.
- Cleans strainers, nozzles, pumps and burners.
- Prevents waxing and gelling of oil and inhibits formation of rust in the tank.
- Protects fuel oil during summer storage, and prevents ice formation and freeze up in fuel oil line.

Product No.	Size	Description	Ctn. Qty.
35302	1 pt.	Power Flow	24
35302R	1 pt.	Power Flow – 6 pack	6



#35427 shown

### Flip-Stick® Soot Destroyer

- Easy to use formula cleans away fuel consuming deposits of soot and carbon.
- Keeps heating units operating efficiently and economically.
- Guards against corrosion on metal ducts, flues etc.

Product No.	Size	Description	Ctn. Qty.
35427	85 g.	Soot Destroyer	72

## ANTIFREEZE



#35260 shown

**Cryo-Tek™ Original**

- Pre-Mixed: Ready to use formula with **45% Virgin Propylene Glycol**.
- Triple Protection Inhibitor stabilizes pH to prevent corrosion, chelates, hard water minerals, and inhibits scale and sediment formation.
- Approved for use with **copper, steel, iron, brass, PEX and elastomeric tubing** (not for use with galvanized, CPVC, and aluminum).
- For applications, freeze protection and specific dilutions, view submittal sheet at [Oatey.com/Hercules](http://Oatey.com/Hercules).

Product No.	Size	Description	Ctn. Qty.
35253	Gallon	Cryo-Tek Original	6
35260	5 Gallon	Cryo-Tek Original	1
35267	55 Gallon	Cryo-Tek Original	1



#35284 shown

**Cryo-Tek™-100**

- Pre-Mixed: Ready to use formula with **55% Virgin Propylene Glycol**.
- Triple Protection Inhibitor stabilizes pH to prevent corrosion, chelates, hard water minerals, and inhibits scale and sediment formation.
- Approved for use with **copper, steel, iron, brass, PEX and elastomeric tubing** (not for use with galvanized, CPVC, and aluminum).
- For application, freeze protection and specific dilutions, view submittal sheet at [Oatey.com/Hercules](http://Oatey.com/Hercules).

Product No.	Size	Description	Ctn. Qty.
35281	Gallon	Cryo-Tek-100	6
35284	5 Gallon	Cryo-Tek-100	1
35286	30 Gallon	Cryo-Tek-100	1
35287	55 Gallon	Cryo-Tek-100	1
35293	275 Gallon	Cryo-Tek-100	1



#35283 shown

**Cryo-Tek™-100/AL for Aluminum**

- Unique blend of antifreeze designed for use with Aluminum Heat Exchangers.
- **60% Virgin Propylene Glycol**.
- Triple Protection Inhibitor package provides protection against acid corrosion, scale, sediment, and mineral deposition.
- For application, freeze protection and specific dilutions, view submittal sheet at [Oatey.com/Hercules](http://Oatey.com/Hercules).

Product No.	Size	Description	Ctn. Qty.
35283	5 Gallon	Cryo-Tek-100/AL for Aluminum	1
35291	55 Gallon	Cryo-Tek-100/AL for Aluminum	1



#35285 shown

**Cryo-Tek™ AG**

- Concentrated Arctic Grade solution with **95% Virgin Propylene Glycol**.
- Triple Protection Inhibitor stabilizes pH to prevent corrosion, chelates, hard water minerals, and inhibits scale and sediment formation.
- Approved for use with **copper, steel, iron, brass, PEX and elastomeric tubing** (not for use with galvanized, CPVC, and aluminum).
- For application, freeze protection and specific dilutions, view submittal sheet at [Oatey.com/Hercules](http://Oatey.com/Hercules).

Product No.	Size	Description	Ctn. Qty.
35282	Gallon	Cryo-Tek AG	6
35285	5 Gallon	Cryo-Tek AG	1
35288	30 Gallon	Cryo-Tek AG	1
35289	55 Gallon	Cryo-Tek AG	1
35294	275 Gallon	Cryo-Tek AG	1



#35280 shown

**Cryo-Tek™ Solar System™**

- Concentrated **60% Virgin Propylene Glycol**.
- Triple Protection Inhibitor stabilizes pH to prevent corrosion, chelates, hard water minerals, and inhibits scale and sediment formation.
- Approved for use with **radiant tube, geothermal loops, PEX, and commonly used materials for seals and bushings**.
- For application, freeze protection and specific dilutions, view submittal sheet at [Oatey.com/Hercules](http://Oatey.com/Hercules).

Product No.	Size	Description	Ctn. Qty.
35280	5 Gallon.	Cryo-Tek Solar System	1
35292	55 Gallon	Cryo-Tek Solar System	1



## ANTIFREEZE



#35331 shown

**Universal Cryo-Tek™**

- Formulated for use on all metals. **97% Concentrated Solution.**
- Keeps system clean and operating efficiently.
- Improves heat transfer and minimizes wear to moving parts.
- Meets the corrosion protection requirements of ASTM D1384.

Product No.	Size	Description	Ctn. Qty.
35330	Gallon	Universal Cryo-Tek	6
35331	5 Gallon	Universal Cryo-Tek	1
35332	55 Gallon	Universal Cryo-Tek	1
35333	275 Gallon	Universal Cryo-Tek	1



#35341 shown

**Cryo-Tek™ FG**

- Concentrated solution with **96% Food Grade Propylene Glycol.**
- Safe for use in contact with potable water systems, water testing, geo-thermal loops, and DWV systems.
- Approved for use with **copper, steel, iron, brass, PEX, and elastomeric tubing** (not for use with galvanized, CPVC, and aluminum).
- Meets the corrosion protection requirements of ASTM D1384.

Product No.	Size	Description	Ctn. Qty.
35340	Gallon	Cryo-Tek Food Grade	6
35341	5 Gallon	Cryo-Tek Food Grade	1
35342	55 Gallon	Cryo-Tek Food Grade	1
35343	275 Gallon	Cryo-Tek Food Grade	1



#35246 shown

**Cryo-Tek™ PG 38 Fire System AntiFreeze**

- Use in any environment where the potential for freezing conditions exists.
- Approved for use with all types of wet fire sprinkler systems with the exception of CPVC.
- Pre-mixed blend of propylene glycol and water.
- Complies with NFPA Requirements for Wet Fire Suppression.
- Burst protection to -50°F (-46°C).

Product No.	Size	Description	Ctn. Qty.
35246	5 Gallon	Cryo-Tek Fire PG 38 System Freeze Protection	1
35247	55 Gallon	Cryo-Tek Fire PG 38 System Freeze Protection	1



#35248 shown

**Cryo-Tek™ GL 48 Fire System AntiFreeze**

- Use in any environment where the potential for freezing conditions exists.
- Approved for use with CPVC and metal sprinkler systems.
- Pre-mixed blend of glycerin and water.
- Complies with NFPA Requirements for Wet Fire Suppression.
- Burst protection to -50°F (-46°C).

Product No.	Size	Description	Ctn. Qty.
35248	5 Gallon	Cryo-Tek Fire GL 48 System Freeze Protection	1
35249	55 Gallon	Cryo-Tek Fire GL 48 System Freeze Protection	1



#016860 shown

**Harvey Heat -100**

- Concentrated. Burst protection to -100°F.
- Non toxic, Propylene Glycol-based hydronic fluid and antifreeze.
- Inhibited for use in hydronic heating, cooling, potable water and closed looped solar systems, and non-drainable fire hydrants and sprinkler systems.
- May be diluted with water. Contains 70% actives.

Product No.	Size	Description	Ctn. Qty.
016850	Gallon	Harvey Heat -100 - In Plastic Jug	6
016860	5 Gallon	Harvey Heat -100 - In Plastic Pail	1
016870	55 Gallon	Harvey Heat -100 - In Drum	1



## ANTIFREEZE



#016760 shown

### Harvey Heat -100A

- Ready to use. Burst protection to -100°F.
- Specially inhibited for aluminum hydronic heating systems/boilers and solar systems.
- Compatible with aluminum, brass, copper, cast iron, steel, stainless steel, solder, silver and cobalt.
- May be diluted with water. Contains 70% actives.

Product No.	Size	Description	Ctn. Qty.
016760	5 Gallon	Harvey Heat -100A - In Plastic Pail	1
016770	55 Gallon	Harvey Heat -100A - In Drum	1



#016905 shown

### Harvey Heat Arctic Grade

- Inhibited pure concentrate version of Harvey Heat -100A for aluminum.
- Contains 94% to 96% pure Propylene Glycol with built-in inhibitor package to prevent corrosion.
- Safe for all systems containing plastic, vinyl or rubber components.
- Dilutes with water. Contains over 98% actives.

Product No.	Size	Description	Ctn. Qty.
016905	5 Gallon	Harvey Heat Arctic Grade - In Plastic Pail	1
016900	55 Gallon	Harvey Heat Arctic Grade - In Drum	1

## SYSTEM TESTING



#35271 shown

### Cryo-Tek™ Test Strips

- Contains 10 color-coded disposable test strips.
- Each checks levels of propylene glycol and corrosion protection.
- Check glycol and inhibitor levels annually; add Hercules Sludgehammer Universal Corrosion inhibitor if level is low.

Product No.	Description	Ctn. Qty.
35271	Test Kit, 6 - 10 Packs	6



#35272 shown

### pH Test Meter

- Ideal for checking acidity or alkalinity of heating or potable water systems.

Product No.	Description	Ctn. Qty.
35272	pH Test Meter	1




#35290 shown

### Refractometer

- Fastest and easiest method for ensuring accurate ethylene and propylene glycol levels.

Product No.	Description	Ctn. Qty.
35290	Refractometer	1

# 8



## Wax Gaskets and Bolts

Generations of professional plumbers have set Oatey<sup>®</sup>, Hercules<sup>®</sup> and Harvey<sup>™</sup> as the standard for the highest quality and best performing toilet-setting products. Oatey, Hercules and Harvey wax feature a clean release tray for no-mess handling and easy installation, even on hot, humid days.



## BOLTS



#90104 shown

**Johni-Bolts® and Johni-Bolts XL**

- Solid brass closet bolts.
- Snap-off slot and captive washer.

Product No.	Size	Description	Ctn. Qty.
90104	1/4" diameter x 2-1/4" long	Johni-Bolts®	100
90124	5/16" diameter x 2-1/4" long	Johni-Bolts®	100
90154	1/4" diameter x 3-1/2" long	Johni-Bolts® Extra-Long	100
90174	5/16" diameter x 3-1/2" long	Johni-Bolts® Extra-Long	100



#90904 shown

**Johni Quick Bolts®**

- Unique new bolting system for mounting toilets.
- Fast and easy; just push down and twist to tighten in one quick motion.
- Eliminates "fall-through" and wobble.

Product No.	Size	Description	Ctn. Qty.
90904	1/4" diameter x 2-1/4" long	Johni Quick Bolts®	100
90905	5/16" diameter x 2-1/4" long	Johni Quick Bolts®	100
90906	1/4" diameter x 3-1/2" long	Johni Quick Bolts® Extra-Long	50
90907	5/16" diameter x 3-1/2" long	Johni Quick Bolts® Extra-Long	50



#051075 shown

**Harvey Brass E-Z Snap Toilet Bolt Sets**

- Contains 2 E-Z Snap toilet flange bolts.
- Nickel plated brass nuts, unless otherwise noted.
- Each package contains 2 acorn nuts, 2 heavy plated washer and 2 plastic retainer washers.

Product No.	Size	Description	Ctn. Qty.
051075	1/4" x 2-1/4"	Brass Bolts in Clear Plastic Bag	50
051100	1/4" x 2-1/4"	Brass Bolts in Plastic Hanging Bag	50
051175	5/16" x 2-1/4"	Brass Bolts in Clear Plastic Bag	50
051150	5/16" x 2-1/4"	Brass Bolts in Plastic Hanging Bag	50
051165	5/16" x 2-1/4"	Brass Nuts and Brass Washers in Clear Plastic Bag	50



#053125-N shown

**Harvey Brass Toilet Flange Bolt Sets**

- Contains 2 Brass toilet flange bolts with round washers.
- Each package contains 2 (or 4)\* acorn nuts, 2 (or 4)\* heavy plated washer and 2 (or 4)\* plastic retainer washers.
- \*\*Optional: 2 Plastic retainer washers

Product No.	Size	Description	Ctn. Qty.
053005	1/4" x 2-1/4"	Brass Bolts with Brass Nuts and Brass Washers in Clear Bag	50
053008	1/4" x 2-1/4"	Brass Bolts with Double Brass Nuts and Brass Washers in Clear Bag*	50
053045	1/4" x 2-1/4"	Brass Bolts with Retainer Washers in Clear Plastic Bag**	50
053065-N	1/4" x 2-1/4"	Brass Bolts with Double Nuts and Washers in Clear Plastic Bag*	50
053125	1/4" x 3-1/2"	Brass Bolts in Clear Plastic Bag	50
053140-N	1/4" x 3-1/2"	Brass Bolts with Double Brass Nuts and Brass Washers in Clear Bag	50
053125-N	1/4" x 3-1/2"	Brass Nuts with Double Nuts and Washers in Clear Plastic Bag*	50
053205	5/16" x 2-1/4"	Brass Bolts in Clear Plastic Bag	50
053195	5/16" x 2-1/4"	Brass Bolts with Retainer Washers in Clear Plastic Bag**	50





## BOLTS



#054315 shown  
Actual quantity not represented.

### Bulk Harvey Brass Toilet Flange Bolt Sets

- Contains 100 Brass toilet flange bolts with oval washers, packed loose.
- Each package contains 2 acorn nuts, 2 heavy plated washer and 2 plastic retainer washers.

Product No.	Size	Description	Ctn. Qty.
054315	1/4" x 3-1/2"	Brass Bolts (100)	1



#056045 shown

### Harvey Plated Toilet Flange Bolt Sets

- Contains 2 Plated Brass toilet flange bolts with round washers.
- Each package contains 2 (or 4)\* acorn nuts, 2 (or 4)\* heavy plated washer and 2 (or 4)\* plastic retainer washers.
- \*\*Optional: 2 Plastic retainer washers.

Product No.	Size	Description	Ctn. Qty.
056040	1/4" x 1-3/4"	Plated Bolts with Retainer Washers in Clear Plastic Bag**	50
056045	1/4" x 2-1/4"	Plated Bolts with Retainer Washers in Clear Plastic Bag**	50
056055-N	1/4" x 2-1/4"	Plated Bolts with Double Nuts and Washers in Clear Plastic Bag*	50
056065	1/4" x 3-1/2"	Plated Bolts in Clear Plastic Bag	50
056245	5/16" x 3-1/2"	Plated Bolts in Clear Plastic Bag	50



#068035 shown

### Harvey Tank to Bowl Bolt Kits

- Includes two 5/16" x 3" brass tank bolts.
- Includes four cloth reinforced rubber washers and four heavy round washers.

Product No.	Size	Description	Ctn. Qty.
068025	5/16" x 3"	Bolt Kit with 2 Hex Nuts in Clear Plastic Bag	25
068035	5/16" x 3"	Bolt Kit with 2 Hex and 2 Wing Nuts in Clear Plastic Bag	25



#072025 shown

### Harvey Standard Size Sponge Rubber Gasket & Bolt Kit

- Fits most close-coupled toilets.
- Standard size sponge rubber gasket.
- Fiber washer included with hex nuts and bolt kit.

Product No.	Size	Description	Ctn. Qty.
072025	3-1/4" O.D. x 2-1/8" I.D. x 9/16"	Fiber Washer with Bolt Kit and Hex Nuts in Clear Plastic Bag	25



#070031-12 shown

### Harvey Double Thick Sponge Rubber Gasket

- Fits most close-coupled toilets.
- Double thick sponge rubber gasket.
- With hex recess.

Product No.	Size	Description	Ctn. Qty.
070031-12	3-1/2" O.D. x 2-1/8" I.D. x 1-1/8"	Double Thick Sponge Rubber Gasket in Plastic Hanging Bag	12

## BOLTS



#072035 shown

### Harvey Double Thick Sponge Rubber Gasket & Bolt Kit

- Fits most close-coupled toilets.
- Double thick sponge rubber gasket.
- With hex recess.
- Includes bolt kit #068025.

Product No.	Size	Description	Ctn. Qty.
072035	3-1/2" O.D. x 2-1/8" I.D. x 1-1/8"	Double Thick Sponge Rubber Gasket with Hex Nuts in Clear Plastic Bag	25
072034-12	3-1/2" O.D. x 2-1/8" I.D. x 1-1/8"	Double Thick Sponge Rubber Gasket with Hex Nuts in Plastic Hanging Bag	12



#051158 shown

### Harvey Nylon Bolts

- Corrosion proof nylon closet bolts.
- Exceeds 1,200 lbs. tensile strength.
- Eliminates need for two nuts.
- Universal application designed to fit into any flange or spacer.

Product No.	Size	Description	Ctn. Qty.
051158	2-1/2" x 5/16"	Nylon Bolt Bulk Pack	50
051158-D	2-1/2" x 5/16"	Nylon Bolt Display Bucket of Bolts	50
051159	3-1/2" x 5/16"	Nylon Bolt Bulk Pack	50

## WAX RINGS



#90220 shown

### Johni-Ring® – Standard Size\*

- Soft and flexible high-grade petroleum wax rings.
- Stainless, waterproof and impervious to odors and gases.
- Won't dry or deteriorate.

\* Ring sizes refer to waste lines.

Product No.	Size	Description	Ctn. Qty.
90210	3" or 4"	Johni-Ring® - Standard Size	48
90220	3" or 4"	Johni-Ring® - Standard Size With Plastic Horn	24
90230	4"	Johni-Ring® - Standard Size With Plastic Horn	24



#90243 shown

### Johni-Ring® – Jumbo Size\*

- Soft and flexible high-grade petroleum wax rings.
- 40% more wax than standard rings.

\* Ring sizes refer to waste lines.

Product No.	Size	Description	Ctn. Qty.
90241	3" or 4"	Johni-Ring® - Jumbo Size With Plastic Horn	24
90243	3" or 4"	Johni-Ring® - Jumbo Size	24



#90203 shown

### Johni-Ring® with Bolts – Combo Pack

- Soft and flexible high-grade petroleum wax rings.
- Includes two 1/4" diameter solid brass bolts for double nut installation.

\* Ring sizes refer to waste lines.

Product No.	Size	Description	Bolt Size	Ctn. Qty.
90203	3" or 4"	Johni-Ring® - Jumbo W/Plastic Horn & XL Bolts, Combo Pack	1/4" x 2-1/4"	24
90214	3" or 4"	Johni-Ring® - Regular Flat Ring, Combo Pack	1/4" x 2-1/4"	48
90224	4"	Johni-Ring® - With Plastic Horn, Combo Pack	1/4" x 2-1/4"	24
90234	3" or 4"	Johni-Ring® - With Plastic Horn, Combo Pack	1/4" x 2-1/4"	24



# WAX RINGS



#96402 shown

## Johni-Ring® with Johni Quick Bolts® – Combo Pack

- Soft and flexible high-grade petroleum wax rings.
- Includes two 1/4" Johni Quick Bolts.

Product No.	Size	Description	Bolt Size	Ctn. Qty.
96401	3" or 4"	Johni-Ring® - Regular Flat Ring, Combo Pack	1/4" x 2-1/4"	48
96402	3" or 4"	Johni-Ring® - With Plastic Horn, Combo Pack	1/4" x 2-1/4"	24



#90270 shown

## Johni-Ring Specialties

- Soft and flexible high-grade petroleum wax rings.

Product No.	Size	Description	Ctn. Qty.
90260	2"	Johni-Ring - For Urinal	24
90270	4"	Johni-Ring - For Back Outlet Toilets	24



#31188 shown

## Oatey® Max Wax® Wax Bowl Ring

- 40% thicker than regular wax ring with a polycarbonate sleeve to assure a tight seal.
- 100% pure petroleum wax gasket for setting any floor type closet bowl.
- Fits 3" to 4" waste lines and meets MIL. TT-P-1536A.
- Polycarbonate sleeve extends discharge opening for a more positive seal assuring proper bowl alignment.
- Provides a permanent seal impervious to vermin, odors, gases and acids.

Product No.	Size	Description	Ctn. Qty.
31188	3" or 4"	Max Wax Bowl Ring with Sleeve	12



#31190 shown

## Oatey® Heavy Duty Wax Bowl Ring

- 100% pure petroleum wax gasket for setting any floor type closet bowl.
- Fits 3" or 4" waste lines and meets MIL. TT-P-1536A.
- Provides a permanent seal impervious to vermin, odors, gases and acids.

Product No.	Size	Description	Ctn. Qty.
31190	3" or 4"	Heavy Duty Wax Bowl Ring	48



#31193 shown

## Oatey® Heavy Duty Wax Bowl Ring w/Sleeve

- 100% pure petroleum wax gasket for setting any floor type closet bowl.
- Fits 3" or 4" waste lines and meets MIL. TT-P-1536A.
- Provides a permanent seal impervious to vermin, odors, gases and acids.
- Polycarbonate sleeve extends discharge opening for a more positive seal assuring proper bowl alignment.

Product No.	Size	Description	Ctn. Qty.
31194	3" or 4"	Wax Bowl Ring With Polycarbonate Sleeve	24
31193	3" or 4"	Flanged Gasket w/ 1/4" X 2-1/4" Brass Bolts and Nuts	24



#31195 shown

## Oatey® Reinforced Wax Bowl Ring w/Sleeve

- 100% pure petroleum wax gasket for setting any floor type closet bowl.
- Provides a permanent seal impervious to vermin, odors, gases and acids.
- Fits 3" to 4" waste lines and meets MIL. TT-P-1536A.
- Polycarbonate sleeve extends discharge opening for a more positive seal assuring proper bowl alignment.
- Sponge provides resiliency. Expands and contracts with the bowl or building to prevent wax from settling.

Product No.	Size	Description	Ctn. Qty.
31195	3" or 4"	Fiber Reinforced Wax Bowl Ring with Polycarbonate Sleeve	24

## WAX RINGS



#31187 shown

### Urinal Wax Ring

- Urinal wax ring has a urethane sponge to provide resiliency.

Product No.	Size	Description	Ctn. Qty.
31187	2"	Urinal Wax Ring	24



#001005-24 shown

### Harvey No-Seep® No. 1 Wax Gaskets

- Plastic flange.
- Fits 3" and 4" lines.
- For floor mount closet bowls only.

Product No.	Size	Description	Ctn. Qty.
001005-24	3" or 4"	No-Seep® No. 1	24
001025	3" or 4"	No-Seep® No. 1 with Brass Bolt Set #053045	24
001025-N	3" or 4"	No-Seep® No. 1 with Brass Bolt Set #053065-N	24
001045	3" or 4"	No-Seep® No. 1 with Plated Bolt #056045	24
001045-N	3" or 4"	No-Seep® No. 1 with Plated Bolt Set #056055-N	24



#001115-12 shown

### Harvey No-Seep® No. 10 Extra Thick Wax Gaskets

- Plastic flange.
- Fits 3" and 4" lines.
- 40% more wax than standard wax gasket for more positive seal.
- For floor mount closet bowls only.

Product No.	Size	Description	Ctn. Qty.
001115-12	3" or 4"	No-Seep® No. 10	12
001115-24	3" or 4"	No-Seep® No. 10	24
001109-N	3" or 4"	No-Seep® No. 10 with Brass Bolt Set #053065-N with Double Nuts & Washers	24



#006005 shown

### Harvey No-Seep® No. 5 Wax Gaskets

- Plastic flange.
- Fits 4" lines.
- For floor mount closet bowls only.

Product No.	Size	Description	Ctn. Qty.
006005	4"	No-Seep® No. 5	24
006030-N	4"	No-Seep® No. 5 with Brass Bolt Set #053065-N with Double Nuts & Washers	24
006050	4"	No-Seep® No. 5 with Plated Bolt Set #056045 with Plastic Retainers	24



#001095-N shown

### Harvey No-Seep® No. 50 Extra Thick Wax Gaskets

- Plastic flange.
- Fits 4" lines.
- 40% more wax than standard wax gasket for more positive seal.
- For floor mount closet bowls only.

Product No.	Size	Description	Ctn. Qty.
001090	4"	No-Seep® No. 50	24
001095-N	4"	No-Seep® No. 50 with Brass Bolt Set #053065-N with Double Nuts & Washers	24



## WAX RINGS



#004005 shown

### Harvey No-Seep® Specialty Reinforced Gaskets

- No-Seep® No. 2 for wall mount bowls.
- Plastic flange.
- No-Seep® No. 4 for floor and some wall mount bowls.

Product No.	Size	Description	Ctn. Qty.
004005	3" or 4"	No-Seep® No. 2 - Reinforced Wall Mount Gasket	24
004605	4"	No-Seep® No. 4 - Reinforced Gasket	24



#004375 shown

### Harvey Reinforced Wax Extender Kit No. 35B

- Plastic flange.
- Fits 3" and 4" lines.
- Extra thick reinforced gasket with 1/4" x 3-1/2" brass bolt kit.

Product No.	Size	Description	Ctn. Qty.
004375	3" or 4"	Wax Extender Kit No. 35B with Bolt Set #053135	12



#007005-48 shown

### Harvey Bol-Wax® No. 1 Standard Wax Gaskets

- All gaskets conform to Federal Specification TT-P-1536A.
- For floor mount closet bowls only.

Product No.	Size	Description	Ctn. Qty.
007005-48	3" or 4"	Bol-Wax® No. 1	48
007020	3" or 4"	Bol-Wax® No. 1 with Brass Bolt Set #053045	48
007020-N	3" or 4"	Bol-Wax® No. 1 with Brass Bolt Set #053065-N	48
007035	3" or 4"	Bol-Wax® No. 1 with Plated Bolt Set #056045	48
007035-N	3" or 4"	Bol-Wax® No. 1 with Plated Bolt Set #056055-N	48



#007400 shown

### Harvey Bol-Wax® No. 10 Extra Thick Standard Wax Gaskets

- All gaskets conform to Federal Specification TT-P-1536A.
- 40% more wax than standard wax gasket for more positive seal
- For floor mount closet bowls only.

Product No.	Size	Description	Ctn. Qty.
007400	3" or 4"	Bol-Wax® No. 10	24



#009005 shown

### Harvey Bol-Wax® No. 2 Economy Wax Gaskets

- All gaskets conform to Federal Specification TT-P-1536A.
- For floor mount closet bowls only.

Product No.	Size	Description	Ctn. Qty.
009005	3" or 4"	Bol-Wax® No. 2	48



#011005 shown

### Harvey Bol-Wax® Specialty Reinforced Wax Gaskets

- All gaskets conform to Federal Specification TT-P-1536A.
- Bol-Wax® No. 5 - Reinforced Wax Gasket fits for floor and some wall mount bowls.
- Bol-Wax® No. 6 - Reinforced Wax Urinal Gasket.

Product No.	Size	Description	Ctn. Qty.
011005	3" or 4"	Bol-Wax® No. 5 - Reinforced Wax Gasket for Floor and Some Wall Bowls	24
011305	2"	Bol-Wax® No. 6 - Reinforced Wax Urinal Gasket	24

## NON - WAX GASKETS



#071070 shown

### Harvey Dura-Cell Closet Gasket for Zurn Systems

- Close-cell, sponge rubber gasket.
- Leak-proof.
- For wall-hung closet bowls.
- Packaged with instructions.

Product No.	Size	Description	Ctn. Qty.
071070	5-3/8" O.D. x 3-1/4" I.D. x 3/4"	Dura-Cell Gasket	6

## LIQUILOCK



#31417 shown

### Liquilock™

- Solidifies water for easy toilet removal.
- Prevents water spills.
- Gel forms in 4 minutes.
- Simply flush gel away once toilet is reset.
- Non-toxic, Lo-V.O.C.

Product No.	Size	Description	Ctn. Qty.
31416	0.6 oz.	Liquilock Packet	24
31417	0.6 oz.	Liquilock Packet	50
31417D	0.6 oz.	Liquilock - Display Pack	70
31419	0.6 oz.	Liquilock Packet	24
31420	16 oz.	Liquilock Bulk Size	6



# 9



## Drains and Closet Flanges

Oatey® Drains and Closet Flanges come in the widest variety of sizes, materials and configurations. PVC, cast iron, ABS, no matter what your shower drain or closet flange need, Oatey has the part you need to do the job right.



## CLOSET FLANGES



#43612 shown



### Easy Tap® Closet Flange

- Fits over 3" or inside of 4" Schedule 40 DWV pipe.
- Available with plastic ring, metal ring and stainless steel ring.
- Plastic rings have four mounting slots and four countersunk screw holes.
- Metal and stainless steel rings have a bolt slot shelf to stabilize closet bolts.
- Metal and stainless steel rings have two mounting slots, two taps and six countersunk screw holes.
- Test cap holds up to 30 ft. of head pressure.
- Test cap will not break or fall into DWV line.
- Meets ASTM D2661 and D2665.

Product No.	Size	Description	Ctn. Qty.
43556	3" or 4"	Easy Tap Closet Flange, Testable, ABS, Plastic Ring	12
43552	3" or 4"	Easy Tap Closet Flange, Testable, ABS, Stainless Steel Ring	12
43558	3" or 4"	Easy Tap Closet Flange, Testable, ABS, Metal Ring	12
43553	3" or 4"	Easy Tap Closet Flange, Testable, PVC, Stainless Steel Ring	12
43559	3" or 4"	Easy Tap Closet Flange, Testable, PVC, Metal Ring	12
43610	3" or 4"	Easy Tap Closet Flange, Testable, ABS, Plastic Ring	24
43611	3" or 4"	Easy Tap Closet Flange, Testable, ABS, Stainless Steel Ring	24
43612	3" or 4"	Easy Tap Closet Flange, Testable, PVC, Plastic Ring	24
43613	3" or 4"	Easy Tap Closet Flange, Testable, PVC, Stainless Steel Ring	24



#43503 shown

### Level-Fit Closet Flange with Plastic Ring

- 3" or 4" flange fits over 3" or inside 4" Schedule 40 DWV pipe.
- 3" inside fit flange fits inside 3" Schedule 40 DWV pipe.
- Over 4" fits over 4" Schedule 40 DWV pipe.
- Four mounting slots and four countersunk holes for secure attachment to the floor.
- Plastic ring includes four mounting slots and four countersunk screw holes.
- Test cap holds up to 30 ft. of head pressure.
- Meets ASTM D2661 and D2665.

Product No.	Size	Description	Ctn. Qty.
43502	3" or 4"	Level-Fit Closet Flange, Open, ABS, Plastic Ring	12
43503	3" or 4"	Level-Fit Closet Flange, Open, PVC, Plastic Ring	12
43505	3" or 4"	Level-Fit Closet Flange, Testable, PVC, Plastic Ring	12

### Inside Fit Closet Flange with Plastic Ring

43506	3"	Fast Set Closet Flange, Testable, ABS, Plastic Ring	12
43507	3"	Fast Set Closet Flange, Testable, PVC, Plastic Ring	12
43508	3"	Fast Set Closet Flange, Open, ABS, Plastic Ring	12
43509	3"	Fast Set Closet Flange, Open, PVC, Plastic Ring	12



#43621 shown

### Over 4" Closet Flange with Plastic Ring

43548	4"	Level-Fit Closet Flange, Open, ABS, Plastic Ring	12
43621	4"	Level-Fit Closet Flange, Open, PVC, Plastic Ring	12



#43495 shown



### Level-Fit Closet Flange with Stainless Steel Ring

- 3" x 4" flange fits inside of 4" or over 3" Sch. 40 DWV pipe.
- 4" flange fits over 4" Sch. 40 DWV pipe.
- Corrosion resistant stainless steel ring.
- Adjustable ring for alignment of bolts and screws, sits flush on floor.
- Stainless steel ring includes a bolt slot shelf to stabilize closet bolts.
- Stainless steel ring includes two mounting slots, two tabs and six countersunk screw holes.
- Meets ASTM D2661 and D2665.

Product No.	Size	Description	Ctn. Qty.
43494	3" or 4"	Level-Fit Closet Flange, Open, ABS, Stainless Steel Ring	12
43495	3" or 4"	Level-Fit Closet Flange, Open, PVC, Stainless Steel Ring	12

### Over 4" Fit Flange

43498	4"	Level-Fit Closet Flange, Open, ABS, Stainless Steel Ring	12
43499	4"	Level-Fit Closet Flange, Open, PVC, Stainless Steel Ring	12

## CLOSET FLANGES




#43512 shown



### Level-Fit Closet Flange with Metal Ring

- 3" or 4" flange solvent welds inside of 4" or over 3" Schedule 40 DWV pipe.
- 4" flange solvent welds over 4" Sch. 40 DWV pipe.
- Powder coated metal ring.
- Adjustable ring for alignment of bolts and screws, sits flush on floor.
- Metal ring includes a bolt slot shelf to stabilize closet bolts.
- Metal ring includes two mounting slots, two tabs and six countersunk screw holes.
- Meets ASTM D2661 and D2665.

Product No.	Size	Description	Ctn. Qty.
43512	3" or 4"	Level-Fit Closet Flange, Open, ABS, Metal Ring	12
43513	3" or 4"	Level-Fit Closet Flange, Open, PVC, Metal Ring	12
<b>Over 4" Fit Flange</b>			
43520	4"	Level-Fit Closet Flange, Open, ABS, Metal Ring	12
43521	4"	Level-Fit Closet Flange, Open, PVC, Metal Ring	12



#43523 shown



### Level Fit Long Pattern Closet Flange

- Solvent welds inside of 4" or over 3" Schedule 40 DWV pipe.
- Longer length to allow for pipes cut short.
- Available with plastic or metal rings.

Product No.	Size	Description	Ctn. Qty.
43522	3" or 4"	Level Fit Long Pattern Closet Flange, ABS, Plastic Ring, Test Cap	6
43523	3" or 4"	Level Fit Long Pattern Closet Flange, PVC, Plastic Ring, Test Cap	6
43524	3" or 4"	Level Fit Long Pattern Closet Flange, ABS, Plastic Ring, No Test Cap	6
43525	3" or 4"	Level Fit Long Pattern Closet Flange, PVC, Plastic Ring, No Test Cap	6
43533	3" or 4"	Level Fit Long Pattern Closet Flange, PVC, Metal Ring, Test Cap	6
43534	3" or 4"	Level Fit Long Pattern Closet Flange, ABS, Metal Ring, No Test Cap	6
43535	3" or 4"	Level Fit Long Pattern Closet Flange, PVC, Metal Ring, No Test Cap	6



#43511 shown



### Level Fit Closet Flange with Plastic Ring, Long Mounting Slots

- All plastic flange solvent welds inside of 4" or over 3" Schedule 40 DWV pipe.
- Four countersunk holes for secure attachment to the floor.
- Radial slots extend 130 degrees to allow exact alignment of the water closet.

Product No.	Size	Description	Ctn. Qty.
43510	3" or 4"	Level Fit Closet Flange, ABS, Plastic Ring, Long Slots, No Test Cap	12
43511	3" or 4"	Level Fit Closet Flange, PVC, Plastic Ring, Long Slots, No Test Cap	12
43526	3" or 4"	Level Fit Closet Flange, ABS, Plastic Ring, Long Slots, Test Cap	12
43527	3" or 4"	Level Fit Closet Flange, PVC, Plastic Ring, Long Slots, Test Cap	12



#43400 shown



### Set-Rite – Toilet Flange Extension System

- The only patented and UPC listed flange extension product acceptable for repair and remodels.
- Eliminates leak paths because of improper double stacking of wax with spacers to raise the height and a gasket to seal the system.
- The leak-proof installation prevents callbacks. No subfloor restoration required, which saves time and money.
- Set-Rite can be used on existing PVC, ABS, Cast Iron and Stainless Steel ringed flanges.

Product No.	Size	Description	Ctn. Qty.
43400	Extender, 1/8", 1/4", 1/2", 3/4" Spacers, Gasket, 3-1/2" Self-Tapping Screws	Toilet Flange Extension Kit 1/4"– 1-5/8"	5
43401	Extender, 1/8", 1/4" Spacers, Gasket, 2-1/2" Self-Tapping Screws	Toilet Flange Extension Kit 1/4"– 1"	5
43402	Extender, 1/8", 3/4" Spacers, Gasket, 2-1/2" Self-Tapping Screws	Toilet Flange Extension Kit 3/4"– 7/8"	5
43403	Extender, 1/8", 1/2" Spacers, Gasket, 2-1/2" Self-Tapping Screws	Toilet Flange Extension Kit 1/2"– 5/8"	5
43404	Extender, 1/8", 1/4" Spacers, Gasket, 2-1/2" Self-Tapping Screws	Toilet Flange Extension Kit 1/4"– 3/8"	5
43405		Toilet Flange Extension Only	6

# CLOSET FLANGES



#43406 shown



## Set-Rite – Toilet Flange Spacer Kit

- Specially designed spacers that can be used with the Set-Rite Flange Extension System.
- Can be used on existing PVC, ABS, Cast Iron and Stainless Steel ringed flanges.
- Spacers available in 1/8", 1/4", 1/2", 3/4". Can be stacked or split in half to create the correct height.

Product No.	Size	Description	Ctn. Qty.
43406	1/8", 1/4", 1/2", and 3/4" Spacers	Spacer Kit (4) Spacers, 1/8", 1/4", 1/2", 3/4"	12
43410	3/4" Spacer	3/4" Set-Rite Spacer	12
43411	1/2" Spacer	1/2" Set-Rite Spacer	18
43412	1/4" Spacer	1/4" Set-Rite Spacer	36
43413	1/8" Spacer	1/8" Set-Rite Spacer	72



#43514 shown

## Easy Tap Pull Tab with Metal Ring

Product No.	Size	Description	Ctn. Qty.
43514	3" or 4"	Easy Tap Pull Tab, ABS, Metal Ring, Test Cap	12
43515	3" or 4"	Easy Tap Pull Tab, PVC, Metal Ring, Test Cap	12



#43605 shown



## Specialty Closet Flanges

- Solvent weld connection for Sch. 40. 3" outside or 4" inside fit.
- Durable and corrosion resistant 430 stainless steel ring.
- Ring provides adjustability with 360° swivel.
- No restriction throat complies with IAPMO IGC 67-2014el flow requirements.

Product No.	Size	Description	Ctn. Qty.
43605	3" or 4"	Offset Closet Flange, PVC, Stainless Steel Ring, No Test Cap	12
43606	3" or 4"	Offset Closet Flange, ABS, Stainless Steel Ring, No Test Cap	12



#43501 shown



## Level Fit Offset Closet Flange with Metal Ring

- The metal ring provides added strength to the flange and can be rotated to allow precise alignment of bolts and screws.
- Solvent welds inside of 4" or over 3" Schedule 40 DWV pipe.
- 2" offset allows a margin of error for drain pipe/flange alignment.

Product No.	Size	Description	Ctn. Qty.
43500	3" or 4"	Offset Closet Flange, ABS, Metal Ring, No Test Cap	12
43501	3" or 4"	Offset Closet Flange, PVC, Metal Ring, No Test Cap	12
43804	3" or 4"	Offset Closet Flange, PVC, Metal Ring, No Test Cap	16



#43815 shown



## Level Fit 45° Closet Flange

- 45° bend, 360° rotation allows wide range of plumbing connections in tight spaces.
- Design allows flange to set flush.
- Fits over 3" or inside 4" pipe.

Product No.	Size	Description	Ctn. Qty.
43607	3" or 4"	Level Fit 45° Closet Flange, PVC, Stainless Steel Ring, No Test Cap	12
43608	3" or 4"	Level Fit 45° Closet Flange, ABS, Stainless Steel Ring, No Test Cap	12
43815	3" or 4"	Level Fit 45° Closet Flange, ABS, Plastic Ring, No Test Cap	6
43816	3" or 4"	Level Fit 45° Closet Flange, PVC, Plastic Ring, No Test Cap	6



#43585 shown



## Spigot Fit Closet Flange

- For use in hub-end of fitting.
- Fits on inside of fitting.
- Eight countersunk holes and two closet bolt slots for secure attachment to the floor.
- Meets ASTM D2661 and D2665.

Product No.	Size	Description	Ctn. Qty.
43584	3"	Spigot Fit Closet Flange, Open, ABS, Plastic Ring	12
43585	3"	Spigot Fit Closet Flange, Open, PVC, Plastic Ring	12
43586	4"	Spigot Fit Closet Flange, Open, ABS, Plastic Ring	12
43587	4"	Spigot Fit Closet Flange, Open, PVC, Plastic Ring	12

## CLOSET FLANGES



#42253 shown

### Cast Iron Closet Flange

- Cast iron closet flange, no caulking.
- Complete with body, brass ring, bolts and gasket.
- To be used on plastic or heavy weight, no hub or service weight soil pipe.

Product No.	Size	Description	Ctn. Qty.
42253	3"	Cast Iron Closet Flange, No Test Cap	6
42255	4"	Cast Iron Closet Flange, No Test Cap	6
42256	4"	Cast Iron Closet Flange, Test Cap	6



#42257 shown

### Cast Iron Deepset Closet Flange

- Cast iron closet flange, no caulking.
- 4" Deep set.
- Complete with body, brass ring, bolts and gasket.
- To be used on plastic or heavy weight, no hub or service weight soil pipe.

Product No.	Size	Description	Ctn. Qty.
42257	4" x 4"	Cast Iron Closet Flange, No Test Cap	8



#43651 shown

### Twist-N-Set® Replacement Closet Flange

- Replaces broken cast iron closet flanges.
- Installs easily without tools.
- Smooth unrestricted flow design.
- Gasket expands to fit inside service weight, heavy weight and no hub pipe.

Product No.	Size	Description	Ctn. Qty.
43654	3"	Twist-N-Set Closet Flange, PVC, No Test Cap	2
43655	3"	Twist-N-Set Closet Flange, ABS, No Test Cap	2
43651	4"	Twist-N-Set Closet Flange, PVC, No Test Cap	2
43650	4"	Twist-N-Set Closet Flange, ABS, No Test Cap	2
43653	4"	Twist-N-Set Closet Flange, Cast Iron, No Test Cap	2



#43539 shown

### Replacement Closet Flange

- Slides inside of 4" cast iron or Schedule 40 DWV plastic pipe.
- 3" stainless steel bolts are tightened to compress the rubber gasket to secure existing flange to the pipe.
- No caulking required.
- Compression joint allows up to 3" of adjustment to the riser.

Product No.	Size	Description	Ctn. Qty.
43538	4"	Closet Flange Replacement, ABS	2
43539	4"	Closet Flange Replacement, PVC	2



#43519 shown

### Closet Flange Spacer

- Builds up an existing closet flange when new flooring is installed.
- Can be stacked to desired height.
- Available in 1/4" or 1/2" sizes.

Product No.	Size	Description	Ctn. Qty.
43519	1/4"	Closet Flange Spacer	12
43646	1/2"	Closet Flange Spacer	12



#43540 shown

### Horizontal Adjustable Urinal Flange Kit

- Horizontal mounting slots accommodate urinals with 3-1/2" to 7" mount centers.
- Kit includes all bolts, nuts, washers and gaskets.
- The flange fits over 2" Sch. 40 DWV pipe (Prod No. 43540 and 43541).

Product No.	Size	Description	Ctn. Qty.
43540	2"	Horizontal Adjustable Urinal Flange Kit, ABS	10
43541	2"	Horizontal Adjustable Urinal Flange Kit, PVC	10
43542	2"	Horizontal Spigot Urinal Flange Kit, ABS	10
43543	2"	Horizontal Spigot Urinal Flange Kit, PVC	10

**CLOSET FLANGES**


#012005 shown

**Closet Bend Spacers**

- Fits 3" or 4" waste lines.
- Keeps poured concrete away from waste lines and closet bends.
- Dimensions: 6" O.D. x 4" H

Product No.	Size	Description	Ctn. Qty.
012005	3" or 4"	Closet Bend Spacers	18



#014710 shown

**Toilet Flange Repair Ring**

- Made of Stainless Steel.
- 1/4" anchor holes are provided for mounting to floor for added stabilization.
- Used to replace a damaged or broken toilet flange.

Product No.	Size	Description	Ctn. Qty.
014710	1/4"	Toilet Flange Repair Ring	6



#42759 shown

**Wax Free Gasket**

- For repairs and new installations.
- 3" diameter hole.
- No wax needed.

Product No.	Size	Description	Ctn. Qty.
42759		Wax Free Gasket	12



#42778 shown

**Stainless Steel Closet Flange Replacement Ring**

- For use on 3" or 4" closet flanges.
- Six countersunk holes and two closet bolt slots for secure attachment to the floor.
- Available in stainless steel.

Product No.	Size	Description	Ctn. Qty.
42778	3" or 4"	Stainless Steel Closet Flange	12



#43551 shown

**Brass Closet Flange Replacement Ring**

- For use on 4" closet flanges.
- Three countersunk holes and three closet bolt slots for secure attachment to the floor.
- Available in brass.

Product No.	Size	Description	Ctn. Qty.
43551	3" or 4"	Brass Closet Flange Replacement Ring	12



#42777 shown

**Moss Bay Replacement Flange**

- For rusted or corroded metal closet flange rings.
- For use on PVC or ABS closet flanges.
- Includes closet bolts.

Product No.	Size	Description	Ctn. Qty.
42777		Moss Bay Replacement Flange	12



#43645 shown

**Closet Flange Spacer Kit**

- Builds up existing closet flanges.
- For use when overlaying, replacing or tiling bathroom floors.
- Kit includes gaskets, 1/2" spacer, closet bolts and shims.

Product No.	Size	Description	Ctn. Qty.
43645		Closet Flange Spacer Kit	12



#43555 shown

**Galvanized Wood Support Kit**

- For repairing wobbly toilets or loose closet flanges without replacing the floor.
- Includes two heavy gauge pre-slotted flange plates, six floor attaching screws and 4 large flathead flange assembly screws.
- Use for holes cut too large, rotting floors or screws that pulled loose.
- Easy-to-use floor and flange support.

Product No.	Size	Description	Ctn. Qty.
43555		Galvanized Wood Support Kit	12



### SHOWER DRAINS FOR PREFORMED BASES



#42150 shown

#### No-Calk® Shower Base Drain

- Made of Cast Brass or Plastic.
- Designed for use with all preformed shower stall bases.
- Mechanically attaches over 2" Schedule 40 DWV pipe. The drain is fixed to the drain pipe from above the shower base, ideal for slab construction.
- Can be used with 1-1/2" Schedule 40 DWV pipe and 1-1/2" or 2" Copper DWV pipe when caulking gasket is replaced.
- Fiber and rubber gasket provide a tight seal to the base.
- Available with 4-1/2" Stainless Steel or UltraShine PVD Polished Brass Snap-Tite Strainer.



#42080 shown



#42157 shown



#42239 shown

Product No.	Size	Description	Ctn.	Qty.
-------------	------	-------------	------	------

#### 140 Series Brass No-Calk Shower Drain

42150	2"	140 NC Brass NO-CALK Shower Drain, Stainless Steel Strainer	12	
-------	----	---	----	--

#### 101 PNC Series Plastic No-Calk Shower Drain

42084	2"	101 PNC ABS NO-CALK Shower Drain, Stainless Steel Strainer	12	
-------	----	--	----	--

42099	2"	101 PNC PVC NO-CALK Shower Drain, Stainless Steel Strainer	12	
-------	----	--	----	--

42077	2"	101 PNC ABS NO-CALK Shower Drain, Plastic Strainer	12	
-------	----	--	----	--

42075	2"	101 PNC PVC NO-CALK Shower Drain, Plastic Strainer	12	
-------	----	--	----	--

42080	2"	101 PNC PVC NO-CALK Shower Drain, Ultrashine®, Polished Brass Strainer	12	
-------	----	--	----	--

#### No-Calk Shower Drain Accessories

42163		Rubber Caulking Gasket to fit 1-1/2" Sch. 40 DWV Drain Pipe in the NO-CALK Shower Drain	12	
-------	--	---	----	--

42156		Rubber Caulking Gasket to fit 2" Sch. 40 DWV Drain Pipe in the NO-CALK Shower Drains	12	
-------	--	--	----	--

42157		Rubber Caulking Gasket to fit 2" No-Hub Cast Iron Pipe in the NO-CALK Shower Drains	12	
-------	--	---	----	--

42158		Rubber Caulking Gasket to fit 2" Copper DWV Drain Pipe in the NO-CALK shower drains	12	
-------	--	---	----	--

42159		Rubber Caulking Gasket to fit 1-1/2" Copper DWV Drain Pipe in the NO-CALK Shower Drains	12	
-------	--	---	----	--

42239		NO-CALK Shower Drain Wrench – Carded	4	
-------	--	--------------------------------------	---	--

42243		162-Steel Caulking Wrench	12	
-------	--	---------------------------	----	--

## SOLVENT WELD SHOWER DRAINS



#42078 shown



### 101 PS Series Solvent Weld Shower Drain

- Solvent weld over 2" Sch. 40 DWV pipe.
- Universal 4-1/4" Snap-Tite Strainer.
- Drain body is sealed to shower base with rubber gasket and fiber slip washer.

Product No.	Size	Description	Ctn. Qty.
42093	2"	101 PS ABS Solvent Weld Shower Drain, Stainless Steel Strainer	12
42097	2"	101 PS PVC Solvent Weld Shower Drain, Stainless Steel Strainer	12
42086	2"	101 PS ABS Solvent Weld Shower Drain, Plastic Strainer	12
42089	2"	101 PS PVC Solvent Weld Shower Drain, Plastic Strainer	12
42078	2"	101 PS PVC Solvent Weld Shower Drain, Ultrashine®, Polished Brass Strainer	12



#42045 shown



### 102 Series Solvent Weld Shower Drain with Receptor Base

- Solvent weld over 2" Sch. 40 DWV pipe.
- Universal 4-1/4" Snap-Tite Strainer.
- Drain body is sealed to shower base with rubber gasket and fiber slip washer.

Product No.	Size	Description	Ctn. Qty.
42044	2"	2-part ABS Solvent Weld Shower Drain, Stainless Steel Strainer	12
42045	2"	2-part PVC Solvent Weld Shower Drain, Stainless Steel Strainer	12
42047	2"	2-part PVC Solvent Weld Shower Drain, Ultrashine®, Polished Brass Strainer	12
42048	2"	2-part ABS Solvent Weld Shower Drain, Plastic Strainer	12
42049	2"	2-part PVC Solvent Weld Shower Drain, Plastic Strainer	12



#42787 shown

### 103 Series Offset Solvent Weld Shower Drain with Receptor Base

- Solvent weld over 2" Sch. 40 DWV pipe.
- Universal 4-1/4" Snap-Tite Strainer.
- Drain body provides 1-1/2" offset to work around joists and imperfect slab penetrations.
- Drain body is sealed to shower base with rubber gasket and fiber slip washer.

Product No.	Size	Description	Ctn. Qty.
42787	2"	Offset Shower Drain, Stainless Steel Strainer, Gray PVC	12
42788	2"	Offset Shower Drain, Stainless Steel Strainer, ABS	12

## CAULKING AND THREADING SHOWER DRAINS



#42070 shown

### 101 Series Brass NPT and Caulking Drain

- Drain body is sealed to shower base with rubber gasket and fiber slip washer.
- Three DWV connection methods for metallic pipe.
- Universal 4-1/4" Snap-Tite Strainer.

Product No.	Size	Description	Ctn. Qty.
42070	1-1/2"	101 NPT IPS Brass Drain, Stainless Steel	6

SHOWER DRAINS FOR BUILT-UP SHOWERS

130 Series Shower Drain for Tile Shower Bases



#42251 shown

- Designed for use on built-up shower bases of tile or marble, where a shower pan liner is used.
- Low profile design for use in tight spaces.
- Solvent welds over 2" or inside 3" Schedule 40 DWV pipe.
- Reversible clamping collar is secured with stainless steel bolts into brass inserts to prevent stripping.
- Square Snap-In Strainers available in Stainless Steel and Brushed Nickel finishes.

Product No.	Size	Description	Ctn. Qty.
42399	2" or 3"	ABS drain w/round Ultrashine® PVD Screw-Tite polished brass strainer	12
42404	2" or 3"	PVC drain w/round Ultrashine® PVD Screw-Tite polished brass strainer	12
42251	2" or 3"	PVC drain w/ square brushed nickel Snap-Tite strainer	12
42250	2" or 3"	ABS drain w/ square brushed nickel Snap-Tite strainer	12
42398	2" or 3"	PVC drain w/ square rubbed bronze Snap-Tite strainer	12



#42219 shown

Chrome plated, brass strainer barrel provides finished metal appearance

42218	2" or 3"	ABS drain w/round stainless steel Screw-Tite strainer w/chrome plated brass barrel	12
42219	2" or 3"	PVC drain w/round stainless steel Screw-Tite strainer w/chrome plated brass barrel	12
42393	2" or 3"	ABS drain w/square stainless steel Screw-Tite strainer w/chrome plated brass barrel	12
42394	2" or 3"	PVC drain w/square stainless steel Screw-Tite strainer w/chrome plated brass barrel	12



#42262 shown

ABS Testable 130 Series Shower Drains

Product No.	Size	Description	Style	Type	Finish	Test Plug Included	Ctn. Qty.
42261	2" or 3"	Full Assembly	Round	Snap In	Polished Stainless Steel	No	12
42262	2" or 3"	Full Assembly	Round	Screw In	Polished Stainless Steel	No	12
42265	2" or 3"	Full Assembly	Square	Snap In	Polished Stainless Steel	No	12
42267	2" or 3"	Full Assembly	Square	Screw In	Polished Stainless Steel	No	12
42269	2" or 3"	Clamping Collar and Fasteners	-	-	-	No	12
42270	2" or 3"	Test Plug	-	-	-	Yes	12
42272	2" or 3"	Full Assembly	Round	Screw In	Polished Stainless Steel	Yes	12
42274	2" or 3"	Full Assembly	Square	Screw In	Polished Stainless Steel	Yes	12
42276	2" or 3"	Barrel Only	Square	Screw In	Polished Stainless Steel	No	12
42278	2" or 3"	Barrel Only	Square	Screw In	Brushed Nickel	No	12
42280	2" or 3"	Barrel Only	Square	Screw In	Oil Rubbed Bronze	No	12
42282	2" or 3"	Barrel Only	Round	Screw In	Polished Stainless Steel	No	12
42284	2" or 3"	Barrel Only	Round	Screw In	Brushed Nickel	No	12
42286	2" or 3"	Barrel Only	Round	Screw In	Oil Rubbed Bronze	No	12
42288	2" or 3"	Barrel Only	Square	Snap In	Polished Stainless Steel	No	12
42290	2" or 3"	Barrel Only	Square	Snap In	Brushed Nickel	No	12
42292	2" or 3"	Barrel Only	Square	Snap In	Oil Rubbed Bronze	No	12
42294	2" or 3"	Barrel Only	Round	Snap In	Polished Stainless Steel	No	12
42296	2" or 3"	Barrel Only	Round	Snap In	Brushed Nickel	No	12
42298	2" or 3"	Barrel Only	Round	Snap In	Oil Rubbed Bronze	No	12

## SHOWER DRAINS FOR BUILT-UP SHOWERS



#42264 shown

### PVC Testable 130 Series Shower Drains

Product No.	Size	Description	Style	Type	Finish	Test Plug Included	Ctn. Qty.
42260	2" or 3"	Full Assembly	Round	Snap In	Polished Stainless Steel	No	12
42263	2" or 3"	Full Assembly	Round	Screw In	Polished Stainless Steel	No	12
42264	2" or 3"	Full Assembly	Square	Snap In	Polished Stainless Steel	No	12
42266	2" or 3"	Full Assembly	Square	Screw In	Polished Stainless Steel	No	12
42268	2" or 3"	Clamping Collar and Fasteners	-	-	-	No	12
42271	2" or 3"	Full Assembly	Round	Screw In	Polished Stainless Steel	Yes	12
42273	2" or 3"	Full Assembly	Square	Screw In	Polished Stainless Steel	Yes	12
42275	2" or 3"	Barrel Only	Square	Screw In	Polished Stainless Steel	No	12
42277	2" or 3"	Barrel Only	Square	Screw In	Brushed Nickel	No	12
42279	2" or 3"	Barrel Only	Square	Screw In	Oil Rubbed Bronze	No	12
42281	2" or 3"	Barrel Only	Round	Screw In	Polished Stainless Steel	No	12
42283	2" or 3"	Barrel Only	Round	Screw In	Brushed Nickel	No	12
42285	2" or 3"	Barrel Only	Round	Screw In	Oil Rubbed Bronze	No	12
42287	2" or 3"	Barrel Only	Square	Snap In	Polished Stainless Steel	No	12
42289	2" or 3"	Barrel Only	Square	Snap In	Brushed Nickel	No	12
42291	2" or 3"	Barrel Only	Square	Snap In	Oil Rubbed Bronze	No	12
42293	2" or 3"	Barrel Only	Round	Snap In	Polished Stainless Steel	No	12
42295	2" or 3"	Barrel Only	Round	Snap In	Brushed Nickel	No	12
42297	2" or 3"	Barrel Only	Round	Snap In	Oil Rubbed Bronze	No	12



#42201 shown

### 151 Series Cast Iron and Plastic Two Part Shower Drain


- Designed for use with tile and marble showers.
- Cast Iron or plastic variations with threaded, No-Calk or solvent weld connections.
- 3-1/4" Crown Ring Set.

Product No.	Size	Description	Ctn. Qty.
42197	2"	151 cast iron w/ 2" NPT connection	6
42192	1-1/2"	151 cast iron w/ 1-1/2" NPT connection	6
42201	2"	151 cast iron w/ 2" Sch. 40 No-calk connection	6
42206	2"	151 cast iron w/ 2" No Hub connection	6
42211	2"	151 ABS drain w/ 2" solvent weld connection	6
42215	2"	151 cast iron drain top & ABS bottom w/ 2" solvent weld connection	6

#### 151 Series Accessories

42011	3-1/4"	Crown Ring Set – stainless steel – carded	12
42010	3-1/4"	Crown Ring Set- Ultrashine® PVD polished brass – Carded	12
42042	4-1/4" x 4-1/4"	Square Tile Ring – stainless steel – carded	12
42041	4-1/4" x 4-1/4"	Square Tile Ring – Ultrashine® PVD polished brass – carded	12

REPLACEMENT STRAINERS



#42138 shown

**4-1/4" Round Snap-Tite Strainer**

- For 101BR, 101PNC, 101NPT, 101PS, 102, 103, 130 and 131 Series Shower Drains with round strainers.
- UltraShine® PVD lifetime finish where noted.
- For series 101BR, 101PNC, 101NPT, 101PS, 102, 103, 130 & 131, 140 NC Series Shower Drains.

Product No.	Size	Description	Ctn. Qty.
42136	4-1/4"	White Plastic	12
42138	4-1/4"	Stainless Steel	12
42137	4-1/4"	UltraShine® PVD Polished Brass	12
42003	4-1/4"	Carded White Plastic – carded	12
42005	4-1/4"	Stainless Steel – carded	12
42004	4-1/4"	UltraShine® PVD Polished Brass – carded	12
42014	4-1/4"	UltraShine® PVD Satin Nickel – carded	4
42015	4-1/4"	UltraShine® PVD Satin Chrome – carded	4
42016	4-1/4"	Biscuit – carded	4
42017	4-1/4"	Rubbed Bronze – carded	4
42018	4-1/4"	Brushed Nickel – carded	4
42019	4-1/4"	White Metal – carded	4
42020	4-1/4"	Antique Bronze – carded	4




#46266 shown

**4-1/4" Square Snap-Tite Strainer**

- For 130 Series Shower Drains with square strainers.

Product No.	Size	Description	Ctn. Qty.
46266	4-1/4"	Stainless Steel – carded	4
46267	4-1/4"	Rubbed Bronze – carded	4
46268	4-1/4"	Brushed Nickel – carded	4

## STRAINERS WITH BEAUTY RING



### Strainers with Beauty Ring

Product No.	Description	Style	Type	Finish
42330	Strainer w/ Ring	Square	Screw In	Polished Stainless Steel
42331	Strainer w/ Ring	Square	Screw In	Brushed Nickel
42332	Strainer w/ Ring	Square	Screw In	Oil Rubbed Bronze
42333	Strainer w/ Ring	Round	Screw In	Polished Stainless Steel
42334	Strainer w/ Ring	Round	Screw In	Brushed Nickel
42335	Strainer w/ Ring	Round	Screw In	Oil Rubbed Bronze
42336	Strainer w/ Ring	Square	Snap In	Polished Stainless Steel
42337	Strainer w/ Ring	Square	Snap In	Brushed Nickel
42338	Strainer w/ Ring	Square	Snap In	Oil Rubbed Bronze
42339	Strainer w/ Ring	Round	Snap In	Polished Stainless Steel
42340	Strainer w/ Ring	Round	Snap In	Brushed Nickel
42341	Strainer w/ Ring	Round	Snap In	Oil Rubbed Bronze

## SHOWER DRAINS FOR BUILT-UP SHOWERS



### 131 Series Two Part Adjustable Slab Drain

- Ideal for installations on a slab where a pan liner membrane is not required.
- Available with high quality stainless steel strainer, Brass or Nickel finish cast grates for heavy traffic applications.
- Drain base engineered as hub for 2" Sch. 40 pipe or solvent welds inside 3" Sch. 40 pipe.
- Available with both round and square strainer top.

Product No.	Size	Description	Ctn. Qty.
42235	2" or 3"	PVC drain w/ round stainless steel Screw-Tite strainer	20
42236	2" or 3"	ABS drain w/ round stainless steel Screw-Tite strainer	20
42380	2" or 3"	PVC drain w/ round brass cast grate w/ round ring	6
42381	2" or 3"	ABS drain w/ round brass cast grate w/ round ring	6
42384	2" or 3"	PVC round nickel cast grate w/ round ring	6
42386	2" or 3"	PVC round nickel cast grate w/ square ring	6
42389	2" or 3"	ABS drain w/ square stainless steel Snap-Tite strainer	20



### REPLACEMENT STRAINERS



#42021 shown

#### White Plastic Replacement Strainer

- 6-3/4" strainer.
- With screws included.

Product No.	Size	Description	Ctn. Qty.
42021	6-3/4"	Replacement Strainer, White Plastic	12




#42358 shown

#### 4" Screw-Tite Strainer

- For screw-on tile shower drains and 2" x 3" slab shower drains.
- Polished brass strainers have PVD lifetime finish.
- For 130 and 131 Series Shower Drains and 43566, 43567, 43578, 43579, 43580, 43581.

Product No.	Size	Description	Ctn. Qty.
42358	4"	Stainless Steel	12
43861	4"	Stainless Steel – carded	12
43862	4"	UltraShine® PVD Polished Brass – carded	12



#42138 shown

#### 4-1/4" Round Snap-Tite Strainer

- For 101BR, 101PNC, 101NPT, 101PS, 102, 103, 130 and 131 Series Shower Drains with round strainers.
- UltraShine® PVD lifetime finish where noted.
- For series 101BR, 101PNC, 101NPT, 101PS, 102, 103, 130 & 131, 140 NC Series Shower Drains.

Product No.	Size	Description	Ctn. Qty.
42136	4-1/4"	White Plastic	12
42138	4-1/4"	Stainless Steel	12
42137	4-1/4"	UltraShine® PVD Polished Brass	12
42003	4-1/4"	Carded White Plastic – carded	12
42005	4-1/4"	Stainless Steel – carded	12
42004	4-1/4"	UltraShine® PVD Polished Brass – carded	12
42014	4-1/4"	UltraShine® PVD Satin Nickel – carded	4
42015	4-1/4"	UltraShine® PVD Satin Chrome – carded	4
42016	4-1/4"	Biscuit – carded	4
42017	4-1/4"	Rubbed Bronze – carded	4
42018	4-1/4"	Brushed Nickel – carded	4
42019	4-1/4"	White Metal – carded	4
42020	4-1/4"	Antique Bronze – carded	4



#42116 shown

#### 3-1/4" Strainer

- For brass drains.

Product No.	Size	Description	Ctn. Qty.
42116	3-1/4"	Stainless Steel	12



#42731 shown

#### Stainless Steel Snap-In Strainer

- Fits inside Schedule 40 DWV pipe.

Product No.	Size	Description	Ctn. Qty.
42730	2"	Snap-In Stainless Steel Strainer	12
42731	3"	Snap-In Stainless Steel Strainer	12
42732	4"	Snap-In Stainless Steel Strainer	12

# GENERAL PURPOSE DRAINS



#43581 shown



## Short General Purpose Drain

- 1-3/16" high for tight spaces.

Product No.	Size	Description	Ctn. Qty.
43580	2" or 3"	ABS short general purpose drain w/ 4" stainless steel Screw-Tite strainer	12
43581	2" or 3"	PVC short general purpose drain w/ 4" stainless steel Screw-Tite strainer	12



#43579 shown



## Short General Purpose Drain

- 1-3/16" high for tight spaces.

Product No.	Size	Description	Ctn. Qty.
43578	2" or 3"	ABS general purpose drain w/ 4" stainless steel Screw-Tite strainer	12
43579	2" or 3"	PVC general purpose drain w/ 4" stainless steel Screw-Tite strainer	12
43582	3" or 4"	ABS general purpose drain w/ 5" stainless steel Screw-Tite strainer	12
43583	3" or 4"	PVC general purpose drain w/ 5" stainless steel Screw-Tite strainer	12
43600	3" or 4"	ABS general purpose drain w/ 5" nickel alloy grate	12
43601	3" or 4"	PVC general purpose drain w/ 5" nickel alloy grate	12
43598	3" or 4"	ABS general purpose drain w/ 5" brass grate and metal ring	12
43599	3" or 4"	PVC general purpose drain w/ 5" brass grate and metal ring	12



#43569 shown

## All Plastic Snap-In Drain

- Plastic Snap-In Drain can be solvent welded or inserted into Sch. 40 DWV pipe.
- One piece design does not allow removal of the cover

Product No.	Size	Description	Ctn. Qty.
43560	2"	ABS Snap-In Drain	12
43561	2"	PVC Snap-In Drain	12
43564	3"	ABS Snap-In Drain	12
43565	3"	PVC Snap-In Drain	12
43568	4"	ABS Snap-In Drain	12
43569	4"	PVC Snap-In Drain	12



#43563 shown

## Plastic Snap-In Drain With Removable Stainless Steel Strainer

- Strainer can be removed to allow access to the pipe.

Product No.	Size	Description	Ctn. Qty.
43562	3"	ABS Snap-In Drain w/ 3-1/2" Stainless Steel Strainer	12
43563	3"	PVC Snap-In Drain w/ 3-1/2" Stainless Steel Strainer	12
43566	4"	ABS Snap-In Drain w/ 4" Stainless Steel Strainer	12
43567	4"	PVC Snap-In Drain w/ 4" Stainless Steel Strainer	12



#43571 shown

## All Plastic Snap-In Outlet Cover

- For covering an open pipe.
- Protects piping from dirt and debris.

Product No.	Size	Description	Ctn. Qty.
43570	2"	ABS Snap-In Drain Outlet Cover	12
43571	2"	PVC Snap-In Drain Outlet Cover	12
43572	3"	ABS Snap-In Drain Outlet Cover	12
43573	3"	PVC Snap-In Drain Outlet Cover	12

## GENERAL PURPOSE DRAINS



#43637 shown

### Bell Trap Drain

- Fits over 1-1/2" Sch. 40 DWV pipe or into 2" coupling.
- Fits over 3" or inside of 4" Sch. 40 DWV pipe.

Product No.	Size	Description	Ctn. Qty.
43636	1-1/2"	ABS 6" x 6" bell trap drain	4
43637	1-1/2"	PVC 6" x 6" bell trap drain	4
43632	3" or 4"	ABS 9" x 9" bell trap drain	4
43633	3" or 4"	PVC 9" x 9" bell trap drain	4



#43641 shown

### Utility Drain

- Fits over 1-1/2" Sch. 40 DWV pipe or into 2" coupling.

Product No.	Size	Description	Ctn. Qty.
43640	1-1/2"	ABS 6" x 6" utility drain	10
43641	1-1/2"	PVC 6" x 6" utility drain	10



#43596 shown

### Four-Way Area Drain

- Fits over 2" or 3" Schedule 40 DWV pipe.
- General purpose drain for use in garages and utility rooms.
- Sump for large capacity.

Product No.	Size	Description	Ctn. Qty.
43596	2" or 3"	Four-Way Area Drain, PVC	10



#42724 shown

### Integral Trap Drain

- One piece trap drain/cleanout design molded from PVC or ABS plastic.
- 3-3/4" deep sump bowl.
- Solvent weld over 2" Sch. 40 DWV pipe.
- Built in 2" FIP threadway for backwater device.
- ASTM 2665 and ASTM D2661.
- Internal 1-1/2" – 14 NPT – cleanout..

Product No.	Size	Description	Ctn. Qty.
42724	2"	PVC Floor drain with p-trap and cleanout	6
42723	2"	ABS Floor drain with p-trap and cleanout	6
42725	2"	Backwater valve device	1



#43711 shown

### All Plastic 2" or 3" Snap-In Cleanout Assemblies

Product No.	Size	Description	Ctn. Qty.
43710	2" or 3"	ABS Snap-In Cleanout Assembly	12
43711	2" or 3"	PVC Snap-In Cleanout Assembly	12



#43819 shown

### Inside 2" Snap-In Cleanout Assemblies

Product No.	Size	Description	Ctn. Qty.
43819	2"	PVC Cleanout Assembly	12
43820	2"	ABS Cleanout Assembly	12
43821	2"	Replacement Plug for PVC Cleanout Assembly	6



#42786 shown

### All Plastic 3" or 4" Snap-In Cleanout Assemblies

Product No.	Size	Description	Ctn. Qty.
42785	3" or 4"	ABS Snap-In Cleanout Assembly	12
42786	3" or 4"	PVC Snap-In Cleanout Assembly	12

## CLEANOUT ASSEMBLIES



#43733 shown

### All Plastic Snap-In Cleanout Assemblies

- Fits inside of Sch. 40 DWV pipe fitting.

Product No.	Size	Description	Ctn. Qty.
43730	3"	ABS Snap-In Cleanout Assembly	12
43731	3"	PVC Snap-In Cleanout Assembly	12
43732	4"	ABS Snap-In Cleanout Assembly	12
43733	4"	PVC Snap-In Cleanout Assembly	12
43765	2-1/3"	PVC Replacement Plug for the 3" and the 2" or 3" cleanout assemblies	6
43766	3-1/2"	ABS Replacement Plug for the 4" regular and the 3" Hub cleanout assemblies	6
43767	3-1/2"	PVC Replacement Plug for the 4" regular and the 3" Hub cleanout assemblies	6



#42366 shown

### 180 B Brass Cleanout Frame and Cover

- Brass covers for 3", 4" and 6" pipes.

Product No.	Size	Description	Ctn. Qty.
42366	3"	180 B Cleanout	12
42367	4"	180 B Cleanout	12
42368	6"	180 B Cleanout	12




#42370 shown

### 185 Brass Cleanout Plug with Raised Head

- Brass cleanout plugs with raised square head for use with slip joint pliers.

Product No.	Size	Description	Ctn. Qty.
42369	1-1/2"	185 Brass cleanout plug	12
42370	2"	185 Brass cleanout plug	12
42371	2-1/2"	185 Brass cleanout plug	12
42372	3"	185 Brass cleanout plug	12
42373	3-1/2"	185 Brass cleanout plug	12
42374	4"	185 Brass cleanout plug	12



#42745 shown

### Brass Cleanout Plug with Recessed Head

- All sizes are countersunk and tapped.

Product No.	Size	Description	Ctn. Qty.
42740	1-1/2"	Brass cleanout plug	12
42741	2"	Brass cleanout plug	12
42742	2-1/2"	Brass cleanout plug	12
42743	3"	Brass cleanout plug	12
42744	3-1/2"	Brass cleanout plug	12
42745	4"	Brass cleanout plug	12

## CLEANOUT ASSEMBLIES



#34410 shown

### Cover Plate

- Cover plates conceal the clean-out plug access hole.
- Packaged with 1/4" screw.

Product No.	Size	Description	Ctn. Qty.
34405	4"	Flat Chrome Cover Plate	25
34406	5"	Flat Chrome Cover Plate	25
34410	4"	Flat White Cover Plate	25
34411	5"	Flat White Cover Plate	25
34415	4"	Bell Chrome Cover Plate	25
34416	5"	Bell Chrome Cover Plate	25
34420	4"	Bell White Cover Plate	25
34421	5"	Bell White Cover Plate	25



#42781 shown

### Stainless Steel Cover Plate

- Stainless steel cover plates conceal the clean-out plug access hole.
- Protective film cover.
- 1/4" – 20 screw included.

Product No.	Size	Description	Ctn. Qty.
42780	3"	Stainless steel cover plate	12
42781	4"	Stainless steel cover plate	12
42782	5"	Stainless steel cover plate	12
42783	6"	Stainless steel cover plate	12
42784	8"	Stainless steel cover plate	12

## BACKWATER VALVES



#43900 shown

### Backwater Valves

- Protects low areas or basements from backflow or waste from street sewers.
- Elastomeric seal in quick action flapper ensures a water tight seal.
- Threaded access cap incorporates a neoprene seal for positive sealing and can be tightened or removed by hand.
- Valve hub fits DWV pipe and can be adapted for sewer and drain pipe.

Product No.	Size	Description	Ctn. Qty.
43900	3"	PVC backwater valve	4
43901	3"	ABS backwater valve	4
43904	4"	PVC backwater valve	2
43905	4"	ABS backwater valve	2
43908	6"	PVC backwater valve	1
43909	6"	ABS backwater valve	1



#43924 shown

### Backwater Accessories

Product No.	Size	Description	Ctn. Qty.
43915	3"	PVC threaded cap	1
43918	4"	PVC threaded cap	1
43919	4"	ABS threaded cap	1
43924	3"	PVC flapper w/ "O" ring	1
43927	4"	PVC flapper w/ "O" ring	1
43929	6"	PVC flapper w/ "O" ring	1

## SADDLE TEE KITS



#43791 shown

### Saddle Tee Kits

- For tapping into a 3" or 4" Sch. 40 DWV line.
- Saddle is solvent welded to the existing line and secured with metal V-bolts, washers and nuts provided in the kit.
- The tee accepts the incoming line inside the socket or joins with a Sch. 40 DWV fitting.

Product No.	Size	Description	Ctn. Qty.
43789	3" x 2"	PVC Saddle Tee Kit	6
43791	4" x 2"	PVC Saddle Tee Kit	6
43792	4" x 3"	ABS Saddle Tee Kit	6
43793	4" x 3"	PVC Saddle Tee Kit	6
43795	4" x 4"	PVC Saddle Tee Kit	6
43796		Gasket For Tapping Into Cast Iron Soil Pipe	12

## ACCESSORIES



#42757 shown

### Traps

- One-piece design.
- Made from 3/4" PVC Schedule 40 DWV pipe.

Product No.	Size	Description	Ctn. Qty.
42757	3/4"	PVC Condensate "P"-trap	24
42758	3/4"	PVC Condensate Running Trap	24



#43805 shown

### Mushroom Vent Cap

- Fits either 3" or 4" vent stacks.
- Shipped fully assembled.
- Includes 3 hex-head bolts.
- Made of high-impact PVC.

Product No.	Size	Description	Ctn. Qty.
43805	3" or 4"	Mushroom Vent Cap	12

## RAINWATER COLLECTION



#14209 shown

### Mystic™ Rainwater Collection System

- Directs rainwater from downspouts into collection barrels for re-use in lawn/garden watering.
- Fits standard 2" x 3" residential downspouts.
- 2-piece design is made of UV-resistant material and can be painted.
- Comes with 4' high-flow hose.

Product No.	Size	Description	Ctn. Qty.
14209	2" x 3"	Mystic Rainwater Collection System – Display Box	4



# 10



## Shower Systems

Oatey® Shower Pan Liners and Accessories are designed as an economical, flexible pan liner for use in tile shower and other concealed waterproofing applications. Shower Pan Liners are available in 30 mil or 40 mil thickness, in PVC or CPE materials, and widths of 4', 5' or 6'. Liner is marked every 6" to allow for easy measuring of material. With QuickDrain USA™ there's no need to move plumbing or adjust the shower pan. QuickDrain can adjust to almost any existing plumbing condition, and when installed with a curbless entrance it creates an easy, seamless transition from dry to wet areas in the bathroom.



### SHOWER PAN LINERS



#41620 shown



#### PVC Shower Pan Liner

- Available in 30 & 40 mil thicknesses in Roll and Linear Foot.
- Meets ASTM Standard D4551.
- IAPMO listed.
- Marked every 6 in. for accurate measuring.
- Ready to use as waterproofing membrane for use in tile showers or other concealed waterproofing applications.
- Oatey X-15 Bonding Adhesive and Corner Dams available.

Product No.	Size	Description	Ctn. Qty.
41596	4' x 50'	40 mil Gray – Linear Foot, Roll, UPC barcode	1
41625	4' x 50'	40 mil Gray – Linear Foot	50
41597	5' x 40'	40 mil Gray – Linear Foot, Roll, UPC barcode	1
41626	5' x 40'	40 mil Gray – Linear Foot	40
41594	5' x 40'	40 mil Gray – Linear Foot, UPC barcode	40
41601	6' x 50'	40 mil Gray – Linear Foot, Roll, UPC barcode	1
41619	6' x 50'	40 mil Gray – Linear Foot	50
41604	5' x 100'	40 mil Gray – Roll	1
41627	5' x 100'	40 mil Gray – Linear Foot	100
41611	6' x 100'	40 mil Gray – Roll	1
41628	6' x 100'	40 mil Gray – Linear Foot	100
41620	5' x 6'	40 mil Gray – Liner Kit	4
41630	5' x 6'	40 mil Gray – Liner Kit w/o corner dams	4
41616	4' x 50'	30 mil Blue – Linear Foot	50
41599	5' x 40'	30 mil Blue – Roll	1
41617	5' x 40'	30 mil Blue – Linear Foot	40
41600	6' x 50'	30 mil Blue – Roll	1
41618	6' x 50'	30 mil Blue – Linear Foot	50
41612	6' x 100'	30 mil Blue – Roll	1

### SHOWER PAN LINERS



#30812 shown

#### LO-VOC X-15™ Bonding Adhesive for Pan Liner

- X-15 Bonding Adhesive is specially formulated for extended working times.
- Meets California and other environmental district rules.
- Formulated with a mixture of solvents and resins.
- Designed for use with PVC flexible-liner membranes to provide exceptional sheet to sheet bonding.
- Includes an in-lid applicator.
- Not for use on PVC pipe and fittings.
- Do not use with chlorinated polyethylene (CPE) flexible-liner membrane.

Product No.	Size	Description	Ctn. Qty.
30812	16 oz.	LO-VOC X-15 PVC Shower Pan Liner Adhesive w/ dauber	6



#41590 shown

#### CPE Shower Pan Liner

- Original flexible pan liner.
- Available in 40 mil thickness.
- Liner marked in 6" increments for ease of measuring.
- Meets ASTM Standard D4068.

Product No.	Size	Description	Ctn. Qty.
41590	5' x 40'	40 mil Black – Roll	1
41615	5' x 40'	40 mil Black – Linear Foot	40
41584	6' x 33'	40 mil Black – Roll	1




#30810 shown

#### Oateweld™

- CPE solvent is specially formulated for extended working times.
- CPE solvent provides exceptional sheet to sheet bonding.
- Use ONLY on CPE shower pan liners.

Product No.	Size	Description	Ctn. Qty.
30810	16 oz.	CPE Solvent w/ dauber	12



#41602 shown

#### Corner Dam

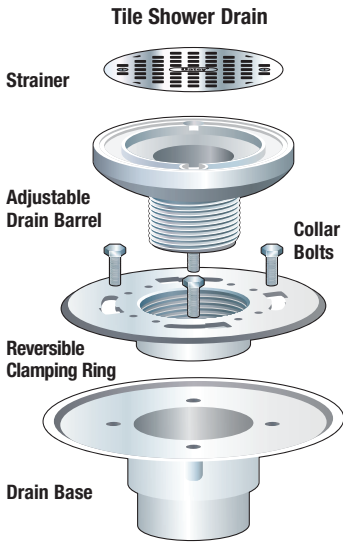
- Corner dams have universal design for right or left corners.
- Corner dams for use at junction of curb and door jamb.

Product No.	Size	Description	Ctn. Qty.
41602		Corner Dam – 40 mil PVC	48



# Shower Pan Liner

## APPLICATION INSTRUCTIONS



Oatey provides several products needed for tile shower installations. Choose from the list below before you start your project:

**PVC or CPE Pan Liner** – referred to as pan liner or membrane in our instructions.

**Tile Shower Drain** – PVC for PVC drain pipe or ABS for ABS drain pipe. Each is available in square or circle barrel design with a variety of strainer finishes available.

Use **X-15 Bonding Adhesive** when joining PVC shower pan liner membrane together or installation of Oatey PVC dam corners.

Use **Oateyweld Bonding Adhesive** when joining CPE shower pan liner membrane together, but installation of Oatey PVC dam corners requires X-15 Bonding Adhesive.

**PVC or ABS Solvent Cement** – Use approved Oatey cements (and primer for PVC) to solvent weld ABS and PVC drain pipe installations.

**Dam Corners** – Use dam corners over

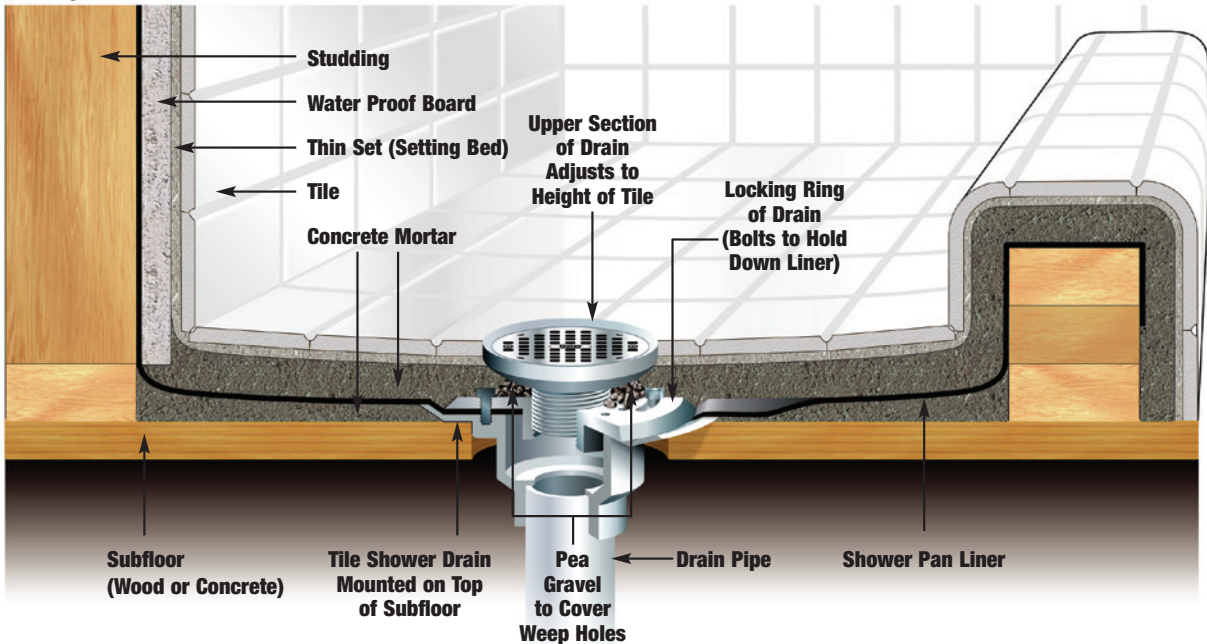
preformed curbs and to flash left and right outside corners. Dam corners can be installed during PVC or CPE pan liner applications with use of X-15 Bonding Adhesive.

Note: Oatey pan liner instructions assume the shower framing has been constructed and the flooring is plywood. Generally, the same principles apply to concrete flooring where the sloped mortar bed is applied beneath the pan liner. Also, the instructions apply to either PVC pan liner or CPE pan liner which are installed the same with the exception of the bonding adhesive used for seaming and dam corner applications. If you have questions regarding pan liner installation that are not covered in these instructions, contact Oatey Customer Service at 800-321-9532 and you will be referred to someone who can assist you.

### Shower Pan Installation

1. For typical wood subfloor cut a 4.5" diameter hole in the center of the shower floor where the tile shower drain would normally be positioned. Disassemble the tile shower drain. Lay the tile shower drain base in the opening so the flange of the drain base rests on top of the subfloor. Solvent weld the drain base to the drain pipe using the appropriate solvent cement. See Figure A.
2. Cover the drain base opening with duct tape to keep debris from entering the drain. Begin by applying Portland Cement/Sand mixture mortar bed over the subfloor at 1/4" per foot slope from the wall framing to the top of, but not over, the drain base. After this step the sloped mortar bed should be flush with the top surface of the drain base.

Figure A



## SHOWER PAN LINER – APPLICATION INSTRUCTIONS

3. After the sloped mortar bed has cured, the pan liner dimensions need to be determined. Pan liner dimensions should be sufficient to completely cover the floor, turn up all sidewalls at least 2" above the finished curb height, and adequately cover the curb. Lay the pan liner on a clean floor surface, measure, and cut to the appropriate dimensions.

**Note: Seaming may be required in larger showers. See Figure B. Follow instructions on bonding adhesive.**

Figure B



4. Before installing the pan liner remove the tape from the drain base and apply a 1/4"-3/8" bead of 100% silicone caulk around the upper surface of the drain base approximately 1" in from the outside edge. This will provide a seal between the underside of the pan liner and the drain base surface. Thread all clamping bolts into drain body three full turns. Before the caulk dries lay the pre-measured pan liner on the floor over the drain body. At the top of each bolt slit an "X" so the pan liner slides down each bolt to lay flat on drain base surface. Press pan liner firmly into place to ensure a seal between the drain base and the bottom surface of the pan liner. Place clamping ring over the bolts and slide the ring counter clockwise so it locks in place. Tighten the bolts so they're snug.

5. Work the pan material from the drain body to the sidewall framing and curb threshold so it lays flat on the floor surface. If desired an adhesive can be used to bond pan liner to the floor and curb. Prior to use of adhesive, confirm compatibility of adhesive to the pan liner by visiting FAQs on [www.oatey.com](http://www.oatey.com) or calling Customer Service at 800-321-9532. Fold corners and nail or staple pan liner to the sidewall framing or wall studs 1/2" below the upper edge of the material to hold it in place. Nail or staple the remainder of the pan liner to the sidewall framing or wall studs 1/2" below the upper edge of the material. See Figure C.

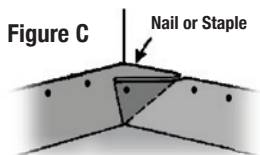


Figure D

6. For outside corners or curbs, where it's necessary to cut the pan liner, use a dam corner to cover the cut area. To bond dam corners in the cut area use X-15 Bonding Adhesive for PVC and CPE liner installations. See Figure D.



7. Locate where the drain hole is on the drain base and cut out the pan liner material to the dimension of the drain hole on the drain base. Make sure the weep holes are clear of any residual pan liner material or silicone. **Note: The clamping ring can increase the height of the finished shower floor by approximately 3/4". You will see the extension if you turn the ring upside down. Simply tighten it to the drain base the way you normally would, only inverted.**

8. Water test the installation by closing off the drain pipe opening with a pneumatic or mechanical test plug. Fill the shower floor with water just below the top of the curb and let it sit for 4 hours. Check for leaks and repair if necessary. Re-test the installation. Repeat until the installation is leak free. Completely drain the water before proceeding to Step 9.

9. The clamping ring has an inner thread pattern that will accept the drain barrel and strainer assembly. Once you determine the finished height of the shower thread the drain barrel into the inside clamping ring thread so the finished floor will be flush with the top of the drain barrel. As mentioned in Step 7 you can increase the shower drain height by inverting the clamping ring.

10. A bed of mortar needs to be applied over the membrane (see Step 11), but before doing so nail water proof board to the wall studs to approximately 1" above the pan liner surface. If using water proof board, please see manufacturer's recommendations for installation height as it may vary with certain materials. **Note: The use of mortar vs. drywall for the curb should be considered because you can avoid the use of nails as you construct this part of your installation.**

11. Before the final mortar application place some pea gravel over the weep holes so the mortar doesn't completely cover them. Now lay the minimum 1-1/2" reinforcement mortar bed of concrete over the pan liner from the wall to the drain barrel, leaving enough room for the final finset and tile application. See Figure E.

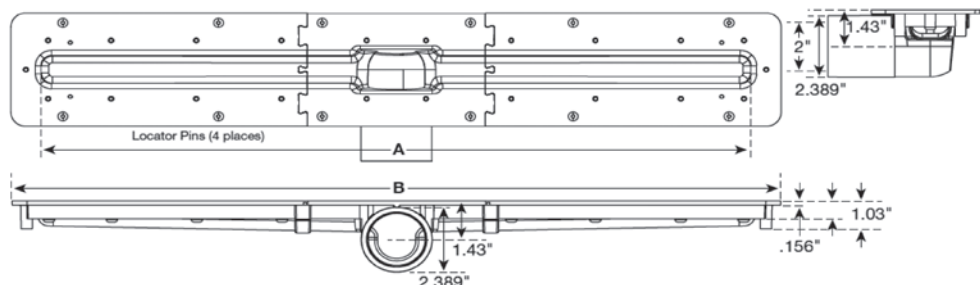
Figure E






## SHOWERLINE

### ShowerLine Drain Dimensions



#### Step 1: Choose ShowerLine Drain Body



ShowerLine Drain Assembly

#### ShowerLine

- All ShowerLine linear drain bodies are made from PVC with fully-sloped troughs. Clamping collar and extension made from 16 and 26 gauge 304 stainless steel. All waste outlets are centered.
- ShowerLine waterproofing kits are sold separately.

Item Code	Description	Finish	Dimensions
PVC2430D20	24" PVC Drain Body with a 2" vertical outlet. <b>Fits RO 26" - 32"</b> . (RO = backer Board to Backer Board) Waste outlet centered. <b>32" Drain cover required.</b> Recommended: SLPAN32; SLSWP32 or SLLWP or SLLWP-ADA	(4) Leveling Brackets, (4) Height Adjustable Spacers, (1) Clamping Collar, (2) Cover Channels, (2) Trough Extensions, (22) Screws & (2) Cover Removal Keys	24-12-12-26
PVC2430D20-SWO	24" PVC Drain Body with a 2" side waste outlet. <b>Fits RO 26" - 32"</b> . (RO = backer Board to Backer Board) Waste outlet centered. <b>32" Drain cover required.</b> Recommended: SLPAN32; SLSWP32 or SLLWP or SLLWP-ADA	(4) Leveling Brackets, (4) Height Adjustable Spacers, (1) Clamping Collar, (2) Cover Channels, (2) Trough Extensions, (22) Screws & (2) Cover Removal Keys	24-12-12-26
PVC3240D20	32" PVC Drain Body with a 2" vertical outlet. <b>Fits RO 34" - 40"</b> (RO = Backer board to Backer Board) Waste outlet centered. <b>40" Drain cover required.</b> Recommended: SLPAN40 or SLPANADA48; SLSWP40 or SLLWP or SLLWP-ADA	(4) Leveling Brackets, (4) Height Adjustable Spacers, (1) Clamping Collar, (2) Cover Channels, (2) Trough Extensions, (26) Screws & (2) Cover Removal Keys	32-16-16-34
PVC3240D20-SWO	32" PVC Drain Body with a 2" side waste outlet. <b>Fits RO 34" - 40"</b> (RO = Backer board to Backer Board) Waste outlet centered. <b>40" Drain cover required.</b> Recommended: SLPAN40 or SLPANADA48; SLSWP40 or SLLWP or SLLWP-ADA	(4) Leveling Brackets, (4) Height Adjustable Spacers, (1) Clamping Collar, (2) Cover Channels, (2) Trough Extensions, (26) Screws & (2) Cover Removal Keys	32-16-16-34
PVC4048D20	40" PVC Drain Body with a 2" vertical outlet. <b>Fits RO 42" to 48"</b> (RO = Backer Board to Backer Board) Waste outlet centered. <b>48" Drain cover required.</b> Recommended: SLPAN48 or SLPANADA48; SLSWP48 or SLLWP or SLLWP-ADA	(4) Leveling Brackets, (6) Height Adjustable Spacers, (1) Clamping Collar, (2) Cover Channels, (2) Trough Extensions, (34) Screws & (2) Cover Removal Keys	40-20-20-42
PVC4856D20	48" PVC Drain Body with a 2" vertical outlet. <b>Fits RO 50" to 56"</b> (RO = Backer Board to Backer Board) Waste outlet centered. <b>56" Drain cover required.</b> Recommended: SLPAN56 or SLPAN56-ADA; SLSWP56 or SLLWP or SLLWP-ADA outlet	(4) Leveling Brackets, (6) Height Adjustable Spacers, (1) Clamping Collar, (2) Cover Channels, (2) Trough Extensions, (38) Screws & (2) Cover Removal Keys	48-24-24-50
PVC5664D20	56" PVC Drain Body with a 2" vertical outlet. <b>Fits RO 58" to 64"</b> (RO = Backer Board to Backer Board) Waste outlet centered. <b>64" Drain cover required.</b> Recommended: SLPAN64 or SLPANADA64; SLSWP64 or SLLWP or SLLWP-ADA	(4) Leveling Brackets, (8) Height Adjustable Spacers, (1) Clamping Collar, (2) Cover Channels, (2) Trough Extensions, (42) Screws & (2) Cover Removal Keys	56-28-28-58
PVC6472D20	64" PVC Drain Body with a 2" vertical outlet. <b>Fits RO 66" to 72"</b> (RO = Backer Board to Backer Board) Waste outlet centered. <b>72" Drain cover required.</b> Recommended: SLPAN72; SLSWP72 or SLLWP or SLLWP-ADA	(4) Leveling Brackets, (8) Height Adjustable Spacers, (1) Clamping Collar, (2) Cover Channels, (2) Trough Extensions, (50) Screws & (2) Cover Removal Keys	64-32-32-66





## SHOWERLINE



## ShowerLine Hot Mop

Item Code	Description
HOTMD23-ABS	Hot Mop Drain - ABS (two-part clamping ring drain for 2" and 3" waste lines)
HOTMD23-CI	Hot Mop Drain - Cast Iron (two-part clamping ring drain for 2" waste lines)




## ShowerLine

- All ShowerLine linear drain bodies are made from PVC with fully-sloped troughs. Clamping collar and extension made from 16 and 26 gauge 304 stainless steel. All waste outlets are centered.
- ShowerLine waterproofing kits are sold separately.

Please Note: The drain bodies listed below have 1.5" waste outlet. Please check your local building codes before ordering

Item Code	Description	Finish	Dimensions
PVC2430D15	24" PVC Drain Body with a 1.5" vertical outlet. <b>Fits RO 26" - 32"</b> . (RO = backer Board to Backer Board) Waste outlet centered. <b>32" Drain cover required.</b> Recommended: SLPAN32; SLSWP32 or SLLWP or SLLWP-ADA	(4) Leveling Brackets, (4) Height Adjustable Spacers, (1) Clamping Collar, (2) Cover Channels, (2) Trough Extensions, (22) Screws & (2) Cover Removal Keys	24-12-12-26
PVC2430D15-SWO	24" PVC Drain Body with a 1.5" side outlet. <b>Fits RO 26" - 32"</b> . (RO = backer Board to Backer Board) Waste outlet centered. <b>32" Drain cover required.</b> Recommended: SLPAN32; SLSWP32 or SLLWP or SLLWP-ADA	(4) Leveling Brackets, (4) Height Adjustable Spacers, (1) Clamping Collar, (2) Cover Channels, (2) Trough Extensions, (22) Screws & (2) Cover Removal Keys	24-12-12-26

Step 2: Choose Shower Drain Cover




## Cosmo Cover

- Required (sold separately). MICHAEL GRAVES DESIGN.
- Made of 18 gauge 304 stainless steel. Cover may be cut to exact finished size on site to ensure spanning vertical surface to vertical surface.

Item Code	Description	Finish	Dimensions
COSMO32	Drain Cover – Cosmo 32" Long. Req. w/PVC2430D20, PVC2430D15, PVC2430D20-SWO, PVC2430D15-SWO	BRUSHED	32" x 1 1/2" x 3/8"
COSMO40	Drain Cover – Cosmo 40" Long. Req. w/PVC3240D20	BRUSHED	40" x 1 1/2" x 3/8"
COSMO48	Drain Cover – Cosmo 48" Long. Req. w/PVC4048D20	BRUSHED	48" x 1 1/2" x 3/8"
COSMO56	Drain Cover – Cosmo 56" Long. Req. w/PVC4856D20	BRUSHED	56" x 1 1/2" x 3/8"
COSMO64	Drain Cover – Cosmo 64" Long. Req. w/PVC5664D20	BRUSHED	64" x 1 1/2" x 3/8"
COSMO72	Drain Cover – Cosmo 72" Long. Req. w/PVC6472D20	BRUSHED	72" x 1 1/2" x 3/8"
COSMO32-P	Drain Cover – Cosmo 32" Long. Req. w/PVC2430D20, PVC2430D15, PVC2430D20-SWO, PVC2430D15-SWO	POLISHED	32" x 1 1/2" x 3/8"
COSMO40-P	Drain Cover – Cosmo 40" Long. Req. w/PVC3240D20	POLISHED	40" x 1 1/2" x 3/8"
COSMO48-P	Drain Cover – Cosmo 48" Long. Req. w/PVC4048D20	POLISHED	48" x 1 1/2" x 3/8"
COSMO56-P	Drain Cover – Cosmo 56" Long. Req. w/PVC4856D20	POLISHED	56" x 1 1/2" x 3/8"
COSMO64-P	Drain Cover – Cosmo 64" Long. Req. w/PVC5664D20	POLISHED	64" x 1 1/2" x 3/8"
COSMO72-P	Drain Cover – Cosmo 72" Long. Req. w/PVC6472D20	POLISHED	72" x 1 1/2" x 3/8"
COSMO72-120	Custom Cosmo Length Drain Cover. 72"-120" available please send price request to: info@quickdrainusa.com	BRUSHED or POLISHED	TBD x 1 1/2" x 3/8"

## SHOWERLINE

**Step 2: Choose Shower Drain Cover**



### Stream Cover

- Required (sold separately). MICHAEL GRAVES DESIGN.
- Made of 18 gauge 304 stainless steel. Cover may be cut to exact finished size on site to ensure spanning vertical surface to vertical surface.

Item Code	Description	Finish	Dimensions
STREAM32	Drain Cover – Stream 32" Long. Req. w/PVC2430D20, PVC2430D15, PVC2430D20-SWO, PVC2430D15-SWO	BRUSHED	32" x 1 1/2" x 3/8"
STREAM40	Drain Cover – Stream 40" Long. Req. w/PVC3240D20	BRUSHED	40" x 1 1/2" x 3/8"
STREAM48	Drain Cover – Stream 48" Long. Req. w/PVC4048D20	BRUSHED	48" x 1 1/2" x 3/8"
STREAM56	Drain Cover – Stream 56" Long. Req. w/PVC4856D20	BRUSHED	56" x 1 1/2" x 3/8"
STREAM64	Drain Cover – Stream 64" Long. Req. w/PVC5664D20	BRUSHED	64" x 1 1/2" x 3/8"
STREAM72	Drain Cover – Stream 72" Long. Req. w/PVC6472D20	BRUSHED	72" x 1 1/2" x 3/8"

**Step 2: Choose Shower Drain Cover**



### Lines Cover

- Required (sold separately).
- Made of 304 stainless steel. Cover may be cut to exact finished size on site to ensure spanning vertical surface to vertical surface.

Item Code	Description	Finish	Dimensions
LINES32	Drain Cover – Lines 32" Long. Req. w/PVC2430D20, PVC2430D15, PVC2430D20-SWO, PVC2430D15-SWO	BRUSHED	32" x 1 1/2" x 3/8"
LINES40	Drain Cover – Lines 40" Long. Req. w/PVC3240D20	BRUSHED	40" x 1 1/2" x 3/8"
LINES48	Drain Cover – Lines 48" Long. Req. w/PVC4048D20	BRUSHED	48" x 1 1/2" x 3/8"
LINES56	Drain Cover – Lines 56" Long. Req. w/PVC4856D20	BRUSHED	56" x 1 1/2" x 3/8"
LINES64	Drain Cover – Lines 64" Long. Req. w/PVC5664D20	BRUSHED	64" x 1 1/2" x 3/8"
LINES72	Drain Cover – Lines 72" Long. Req. w/PVC6472D20	BRUSHED	72" x 1 1/2" x 3/8"
LINES32-P	Drain Cover – Lines 32" Long. Req. w/PVC2430D20, PVC2430D15, PVC2430D20-SWO, PVC2430D15-SWO	POLISHED	32" x 1 1/2" x 3/8"
LINES40-P	Drain Cover – Lines 40" Long. Req. w/PVC3240D20	POLISHED	40" x 1 1/2" x 3/8"
LINES48-P	Drain Cover – Lines 48" Long. Req. w/PVC4048D20	POLISHED	48" x 1 1/2" x 3/8"
LINES56-P	Drain Cover – Lines 56" Long. Req. w/PVC4856D20	POLISHED	56" x 1 1/2" x 3/8"
LINES64-P	Drain Cover – Lines 64" Long. Req. w/PVC5664D20	POLISHED	64" x 1 1/2" x 3/8"
LINES72-P	Drain Cover – Lines 72" Long. Req. w/PVC6472D20	POLISHED	72" x 1 1/2" x 3/8"



## SHOWERLINE

**Step 2: Choose Shower Drain Cover**



### Vertical Cover

- Required (sold separately).
- Made of 304 stainless steel. Cover may be cut to exact finished size on site to ensure spanning vertical surface to vertical surface.

Item Code	Description	Finish	Dimensions
VERTICAL32	Drain Cover – Vertical 32" Long. Req. w/PVC2430D20, PVC2430D15, PVC2430D20-SWO, PVC2430D15-SWO	BRUSHED	32" x 1 1/2" x 3/8"
VERTICAL40	Drain Cover – Vertical 40" Long. Req. w/PVC3240D20	BRUSHED	40" x 1 1/2" x 3/8"
VERTICAL48	Drain Cover – Vertical 48" Long. Req. w/PVC4048D20	BRUSHED	48" x 1 1/2" x 3/8"
VERTICAL56	Drain Cover – Vertical 56" Long. Req. w/PVC4856D20	BRUSHED	56" x 1 1/2" x 3/8"
VERTICAL64	Drain Cover – Vertical 64" Long. Req. w/PVC5664D20	BRUSHED	64" x 1 1/2" x 3/8"
VERTICAL72	Drain Cover – Vertical 72" Long. Req. w/PVC6472D20	BRUSHED	72" x 1 1/2" x 3/8"
VERTICAL32-P	Drain Cover – Vertical 32" Long. Req. w/PVC2430D20, PVC2430D15, PVC2430D20-SWO, PVC2430D15-SWO	POLISHED	32" x 1 1/2" x 3/8"
VERTICAL40-P	Drain Cover – Vertical 40" Long. Req. w/PVC3240D20	POLISHED	40" x 1 1/2" x 3/8"
VERTICAL48-P	Drain Cover – Vertical 48" Long. Req. w/PVC4048D20	POLISHED	48" x 1 1/2" x 3/8"
VERTICAL56-P	Drain Cover – Vertical 56" Long. Req. w/PVC4856D20	POLISHED	56" x 1 1/2" x 3/8"
VERTICAL64-P	Drain Cover – Vertical 64" Long. Req. w/PVC5664D20	POLISHED	64" x 1 1/2" x 3/8"
VERTICAL72-P	Drain Cover – Vertical 72" Long. Req. w/PVC6472D20	POLISHED	72" x 1 1/2" x 3/8"
VERTICAL72-120	Custom Vertical Length Drain Cover. 72"-120" available please send price request to: info@quickdrainusa.com	BRUSHED or POLISHED	TBD x 1 1/2" x 3/8"

**Step 2: Choose Shower Drain Cover**



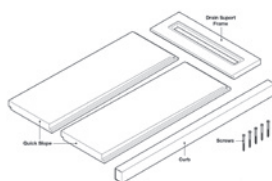

### Tile-In Cover

- Required (sold separately).
- Made of 304 stainless steel. Cover may be cut to exact finished size on site to ensure spanning vertical surface to vertical surface.

Item Code	Description	Finish	Dimensions
TILEIN32	Drain Cover – Tile-In 32" Long. Req. w/PVC2430D20, PVC2430D15, PVC2430D20-SWO, PVC2430D15-SWO	BRUSHED	32" x 1 1/2" x 3/8"
TILEIN40	Drain Cover – Tile-In 40" Long. Req. w/PVC3240D20	BRUSHED	40" x 1 1/2" x 3/8"
TILEIN48	Drain Cover – Tile-In 48" Long. Req. w/PVC4048D20	BRUSHED	48" x 1 1/2" x 3/8"
TILEIN56	Drain Cover – Tile-In 56" Long. Req. w/PVC4856D20	BRUSHED	56" x 1 1/2" x 3/8"
TILEIN64	Drain Cover – Tile-In 64" Long. Req. w/PVC5664D20	BRUSHED	64" x 1 1/2" x 3/8"
TILEIN72	Drain Cover – Tile-In 72" Long. Req. w/PVC6472D20	BRUSHED	72" x 1 1/2" x 3/8"

### SHOWERLINE

#### Step 3: Choose Shower Pan Kit




#### ShowerLine Pan Kits

- Accommodate Standard, ADA and Curbless Shower Systems. QuickSlope panels and curbs are a tileable shower receptor for our linear drain systems. QuickSlope panels and curbs are composed of extruded rigid PET (Polyethylene terephthalate) plastic foam. It is strong yet lightweight, non-reactive, economical, and shatterproof.

Item Code	Description	Includes	Dimensions
SLPAN32	Shower pan assembly kit for use with PVC2430D20, PVC2430D15	(2) QuickSlope Panels 16" x 52", (1) SLDSF32 Drain Support Frame, (1) 3" Formed Curb, (5) Curb Lag Screws	32" x 64"
SLPAN32-SWO	Shower pan assembly kit for use with PVC2430D20-SWO, PVC2430D15SWO	(2) QuickSlope Panels 16" x 52", (2) Flat Panels, (1) SLDSF32 Drain Support Frame, (1) 3" Formed Curb, (5) Curb Lag Screws	32" x 64"
SLPAN40	Shower pan assembly kit for use with PVC3240D20	(2) QuickSlope Panels 16" x 52", (1) QuickSlope Panels 8" x 52", (1) SLDSF 40" Drain Support Frame, (1) 3" Formed Curb, (5) Curb Lag Screws	40" x 64"
SLPAN40-SWO	Shower pan assembly kit for use with PVC3240D20-SWO	(2) QuickSlope Panels 16" x 52", (2.5) Flat Panels, (1) SLDSF40 Drain Support Frame, (1) 3" Formed Curb, (5) Curb Lag Screws	40" x 64"
SLPAN48	Shower pan assembly kit for use with PVC4048D20	(3) QuickSlope Panels 16" x 52", (1) SLDSF 48" Drain Support Frame, (1) 3" Formed Curb, (5) Curb Lag Screws	48" x 64"
SLPAN56	Shower pan assembly kit for use with PVC4856D20	(3) QuickSlope Panels 16" x 52", (1) QuickSlope Panels 8" x 52", (1) SLDSF 56" Drain Support Frame, (1) 3" Formed Curb, (5) Curb Lag Screws	56" x 64"
SLPAN64	Shower pan assembly kit for use with PVC5664D20	(4) QuickSlope Panels 16" x 52", (1) SLDSF 68" Drain Support Frame, (1) 3" Formed Curb, (7) Curb Lag Screws	64" x 64"
SLPAN72	Shower pan assembly kit for use with PVC6472D20	(4) QuickSlope Panels 16" x 52", (1) QuickSlope Panels 8" x 52", (1) SLDSF 72" Drain Support Frame, (1) 3" Formed Curb, (5) Curb Lag Screws	72" x 64"
SLPANADA48	Shower pan assembly kit for use with ADA and curbless showers up to 48" wide.	(3) Quick Slope Panels. 16" x 48"	48" x 48"
SLPANADA4874	Shower Pan Kit ADA (PET foam, includes: (3) SLQSADA, (3) SLQSADAEX1626)	SLQSADAEX1626 (3), SLQSADA (3)	48" x 74"
SLPANADA48100	Shower Pan Kit ADA (PET foam, includes: (3) SLQSADA, (3) SLQSADAEX1652)	SLQSADAEX1652 (3), SLQSADA (3)	48" x 100"
SLPANADA64	Shower Pan Kit ADA (PET foam, includes: (4) SLQSADA)	SLQSADA (4)	64"
SLPANADA6474	Shower Pan Kit ADA (PET foam, includes: (4) SLQSADA, (4) SLQSADAEX1626)	SLQSADAEX1626 (4), SLQSADA (4)	64" x 74"
SLPANADA64100	Shower Pan Kit ADA (PET foam, includes: (4) SLQSADA, (4) SLQSADAEX1652)	SLQSADAEX1652 (4), SLQSADA (4)	64" x 100"



# SHOWERLINE

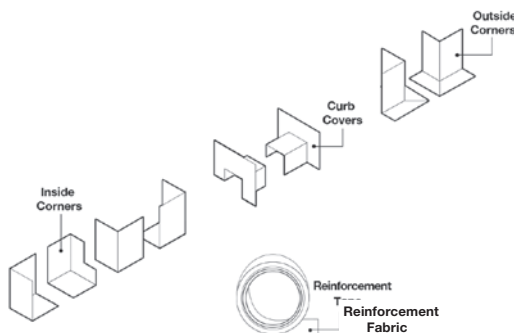


### ShowerLine Pan Components

- ShowerLine Pan
- Individual Components.

Item Code	Description	Dimensions
SLCURB	Curb (PET foam)	2-1/2" x 3-4/5" x 60"
SLDSF32	Drain Support Frame (PET foam)	12" x 32"
SLDSF40	Drain Support Frame (PET foam)	12" x 40"
SLDSF48	Drain Support Frame (PET foam)	12" x 48"
SLDSF56	Drain Support Frame (PET foam)	12" x 56"
SLDSF64	Drain Support Frame (PET foam)	12" x 64"
SLDSF72	Drain Support Frame (PET foam)	12" x 72"
SLFP1760	Flat Panel (PET foam)	17" x 60"
SLFP860	Flat Panel (PET foam)	8" x 60"
SLQS1626	QuickSlope Panel (PET foam)	16" x 26"
SLQSADAEX1613	QuickSlope Extension Panel - ADA (PET foam)	16" x 13"
SLQSADAEX1626	QuickSlope Extension Panel - ADA (PET foam)	16" x 26"
SLQSADAEX1652	QuickSlope Extension Panel - ADA (PET foam)	16" x 52"
SLQSEX1613	QuickSlope Extension Panel for Use with SLQS1652 (PET foam)	16" x 13"
SLQSEX1626	QuickSlope Extension Panel for Use with SLQS1652 (PET foam)	16" x 26"
SLQS1652	QuickSlope Panel (PET foam)	16" x 52"
SLQS852	QuickSlope Panel (PET foam)	8" x 52"
SLQSADA	QuickSlope Panel - ADA (PET foam)	16" x 48"

### ShowerLine Waterproofing Accessories Kit



\*Outside Corners included with ADA kits only

**Step 4:** Choose Waterproofing Kit



**ShowerLine Sheet Waterproofing Kit**

### Sheet Waterproofing Kits

• Sheet waterproofing kits and liquid waterproofing accessories kits are available.

Item Code	Description	Includes
SLSWP72	Sheet waterproofing assembly kit for use with PVC6472D20	88" x 78" Membrane, (4) Inside Corners, (2) Curb Covers, (1) QDMUS Sealant Tube
SLSWP-ADA	Sheet waterproofing assembly kit for use with ADA and curbless showers up to 64" wide.	60" x 78" Membrane, (2) Inside Corners, (2) Outside Corners, (1) QDMUS Sealant Tube
SLSWP-ADA74	Sheet waterproofing kit ADA and curbless showers up to 74"	96" x 78" membrane, 2 inside corners, 2 outside corners, 1 QDMUS Sealant Tube
SLSWP-ADA100	Sheet waterproofing kit ADA and curbless showers up to 100"	120" x 78" membrane, 2 inside corners, 2 outside corners, 1 QDMUS Sealant Tube
SLSWP32	Sheet waterproofing assembly kit for use with PVC2430D20, PVC2432D15, PVC2430D20-SWO, PVC2430D15-SWO; SLPAN32-SW	48" x 78" Membrane, (4) Inside Corners, (2) Curb Covers, (1) QDMUS Sealant Tub
SLSWP40	Sheet waterproofing assembly kit for use with PVC3240D20	56" x 78" Membrane, (4) Inside Corners, (2) Curb Covers, (1) QDMUS Sealant Tube
SLSWP48	Sheet waterproofing assembly kit for use with PVC4048D20	64" x 78" Membrane, (4) Inside Corners, (2) Curb Covers, (1) QDMUS Sealant Tube
SLSWP56	Sheet waterproofing assembly kit for use with PVC4856D20	72" x 78" Membrane, (4) Inside Corners, (2) Curb Covers, (1) QDMUS Sealant Tube
SLSWP64	Sheet waterproofing assembly kit for use with PVC5664D20	80" x 78" Membrane, (4) Inside Corners, (2) Curb Covers, (1) QDMUS Sealant Tube
SLLWP	Liquid waterproofing accessories kit for use with standard showers	(4) Inside Corners, (2) Curb Covers, (1) Reinforcement Fabric
SLLWP-ADA	Liquid waterproofing accessories kit for use with ADA and curbless showers	(2) Inside Corners, (2) Outside Corners, (1) Reinforcement Fabric





### SHOWERLINE



#### Sheet Waterproofing Accessory


- Showerline - sheet water proofing accessories

Item Code	Description
QTSCC	Waterproof curb cover for use with sheet membrane (polypropylene spunlace non-woven material, waterproof polyethylene)
QTSIC	Waterproof inside corner for use with sheet membrane (polypropylene spunlace non-woven material, waterproof polyethylene)
QTSOC	Waterproof Outside Corner for Use with Sheet Membrane (polypropylene spunlace non-woven material, waterproof polyethylene)
QTS78	QuickLiner TS Waterproofing Membrane (polypropylene spunlace non-woven material, waterproof polyethylene, per l/f x 78" wide, 0.6mm thick)
QTS78R	QuickLiner TS Waterproofing Membrane (polypropylene spunlace non-woven material, waterproof polyethylene, 164 l/f roll x 78" wide, 0.6mm thick)
QDMUS	QuickDrain Modified Urethane Sealant (10 oz.)
QDTT84	QuickDrain Transition Tape (7' roll)
QDTTMR	QuickDrain Transition Tape Master Roll (1" ea.)

### SHOWERLINE


#### ShowerLine Accessories

- ShowerLine - drain accessories.



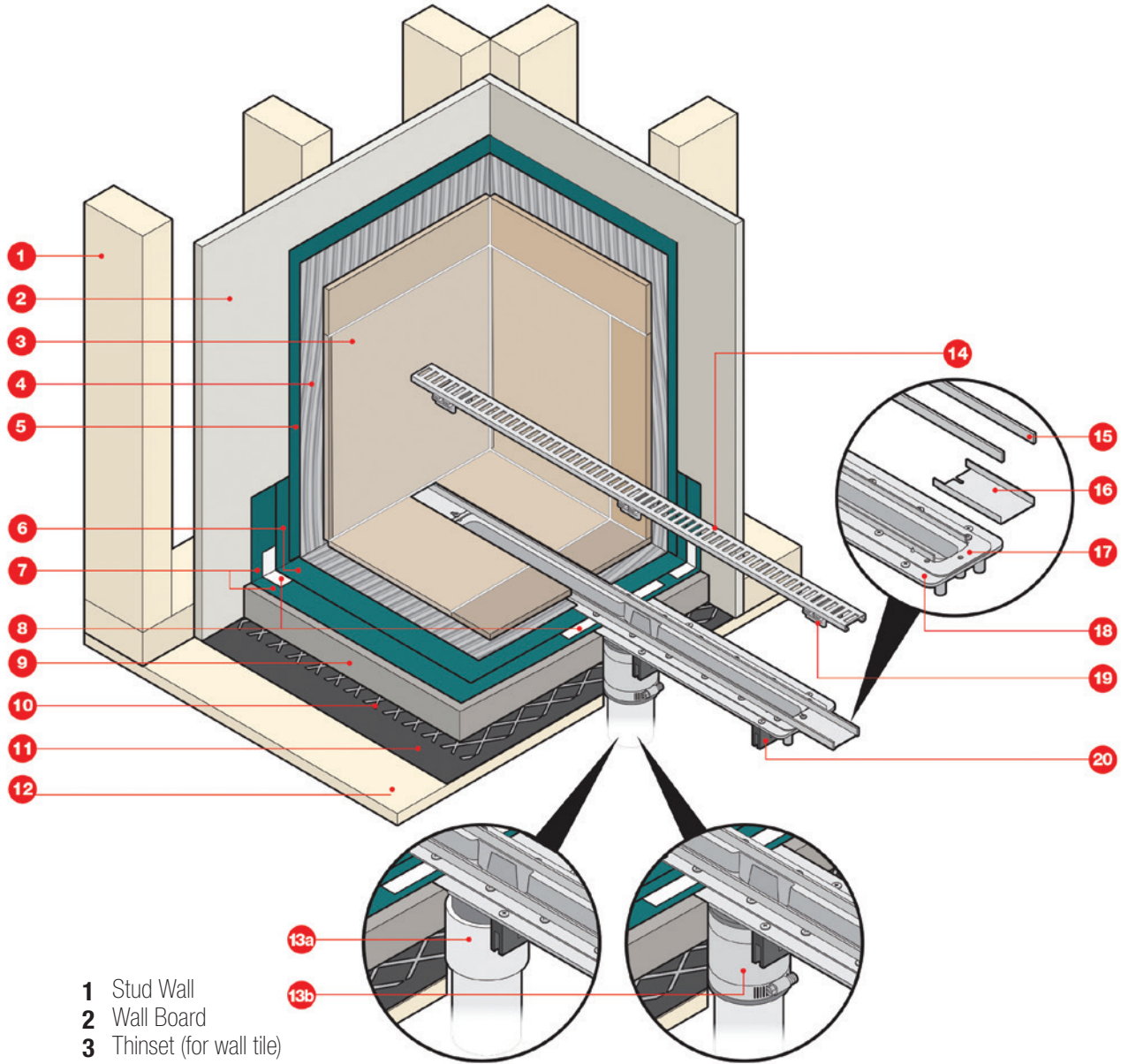
Item Code	Description	Dimensions
SLDC2	ShowerLine Drain Connector	2" (26g 304L stainless steel, 2-1/16" x 1-3/4 x 1-5/8")
SLDC4	ShowerLine Drain Connector	4" (26g 304L stainless steel, 2-5/8" x 1-3/4 x 1-5/8")
SLDE	ShowerLine Trough Extension	5" (304 stainless steel)
SLDFCC24	ShowerLine Clamping Collar, for use with PVC2430DXX)	24" (304 stainless steel)
SLDFCC32	ShowerLine Clamping Collar, for use with PVC3240DXX)	32" (304 stainless steel)
SLDFCC40	ShowerLine Clamping Collar, for use with PVC4048DXX)	40" (304 stainless steel)
SLDFCC48	ShowerLine Clamping Collar for use with PVC4856DXX)	48" (304 stainless steel)
SLDFCC56	ShowerLine Clamping Collar, for use with PVC5646DXX)	56" (304 stainless steel)
SLDFCC64	ShowerLine Clamping Collar, for use with PVC6472DXX)	64" (304 stainless steel)
SLDSB	ShowerLine Leveling Bracket (4 per drain needed, PVC)	N/A
SLDSC32	ShowerLine Cover Channel 32" (2 per drain needed, 304 stainless steel)	32" (2 per drain needed, 304 stainless steel)
SLDSC40	ShowerLine Cover Channel 40" (2 per drain needed, 304 stainless steel)	40" (2 per drain needed, 304 stainless steel)
SLDSC48	ShowerLine Cover Channel 48" (2 per drain needed, 304 stainless steel)	48" (2 per drain needed, 304 stainless steel)
SLDSC56	ShowerLine Cover Channel 56" (2 per drain needed, 304 stainless steel)	56" (2 per drain needed, 304 stainless steel)
SLDSC64	ShowerLine Cover Channel 64" (2 per drain needed, 304 stainless steel)	64" (2 per drain needed, 304 stainless steel)
SLDSC72	ShowerLine Cover Channel 72" (2 per drain needed, 304 stainless steel)	72" (2 per drain needed, 304 stainless steel)
CRK	Cover Removal Key	N/A
CURBLAG	Screw for Curb Forms (4-1/2")	4-1/2"
CURBLAG6	Screw for Curb Forms (6")	6"
QDMUS	QuickDrain Modified Urethane Sealant (10 oz.)	

#### ShowerLine in use



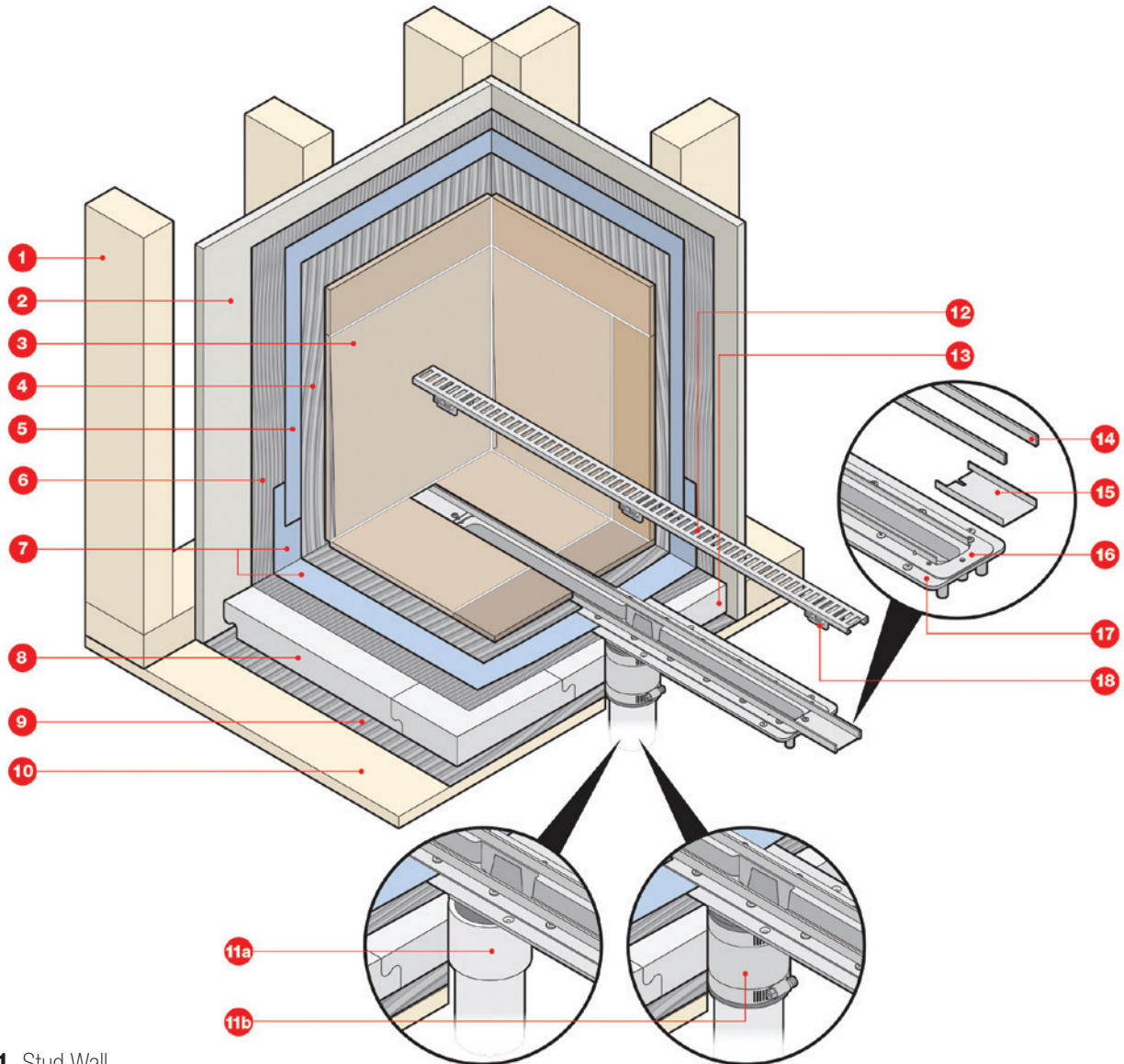


### Down (Vertical) Waste Outlet Drain Installation Using Concrete Slope with Liquid Waterproofing



- 1 Stud Wall
- 2 Wall Board
- 3 Thinset (for wall tile)
- 4 Reinforcing Fabric
- 5 Liquid Wall Waterproofing
- 6 Second Layer of Liquid Waterproofing
- 7 First Layer of Liquid Waterproofing
- 8 Reinforcing Fabric
- 9 Concrete Slope
- 10 Metal Lath (optional for wood subfloors only)
- 11 Tar Paper (optional for wood subfloors only)
- 12 Subfloor
- 13a PVC to PVC connection
- 13b Approved Two Band Coupling
- 14 Drain Cover
- 15 Cover Channel
- 16 Trough Extension
- 17 Clamping Collar
- 18 Drain Body
- 19 Height Adjustable Spacer
- 20 Leveling Bracket

### Down (Vertical) Waste Outlet Drain Installation Using ShowerLine Pan with Sheet Waterproofing

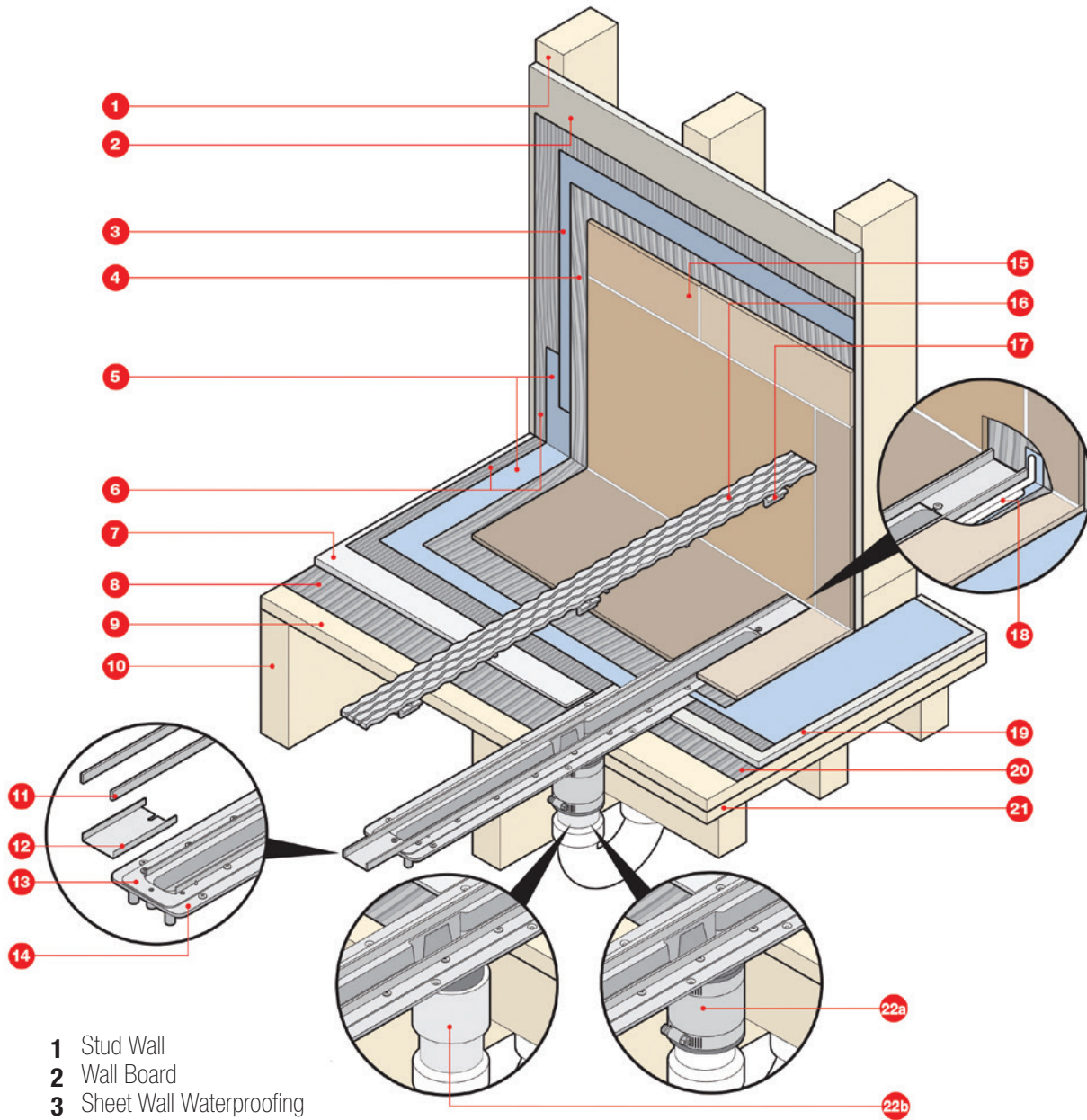


- |  |   |
|--|---|
| <b>1</b> Stud Wall                               | <b>12</b> Drain Cover                                 |
| <b>2</b> Wall Board                              | <b>13</b> Pre-sloped Interlocking Drain Support Frame |
| <b>3</b> Wall tile and Grout                     | <b>14</b> Cover Channel                               |
| <b>4</b> Thinset (for wall tile)                 | <b>15</b> Trough Extension                            |
| <b>5</b> Sheet Wall Waterproofing                | <b>16</b> Clamping Collar                             |
| <b>6</b> Thinset                                 | <b>17</b> Drain Body                                  |
| <b>7</b> Sheet Shower Pan Waterproofing          | <b>18</b> Height Adjustable Spacer                    |
| <b>8</b> Pre-sloped Interlocking PET Foam Panels |   |
| <b>9</b> Thinset                                 |   |
| <b>10</b> Subfloor                               |   |
| <b>11a</b> PVC to PVC connection                 |   |
| <b>11b</b> Approved Two Band Coupling            |   |





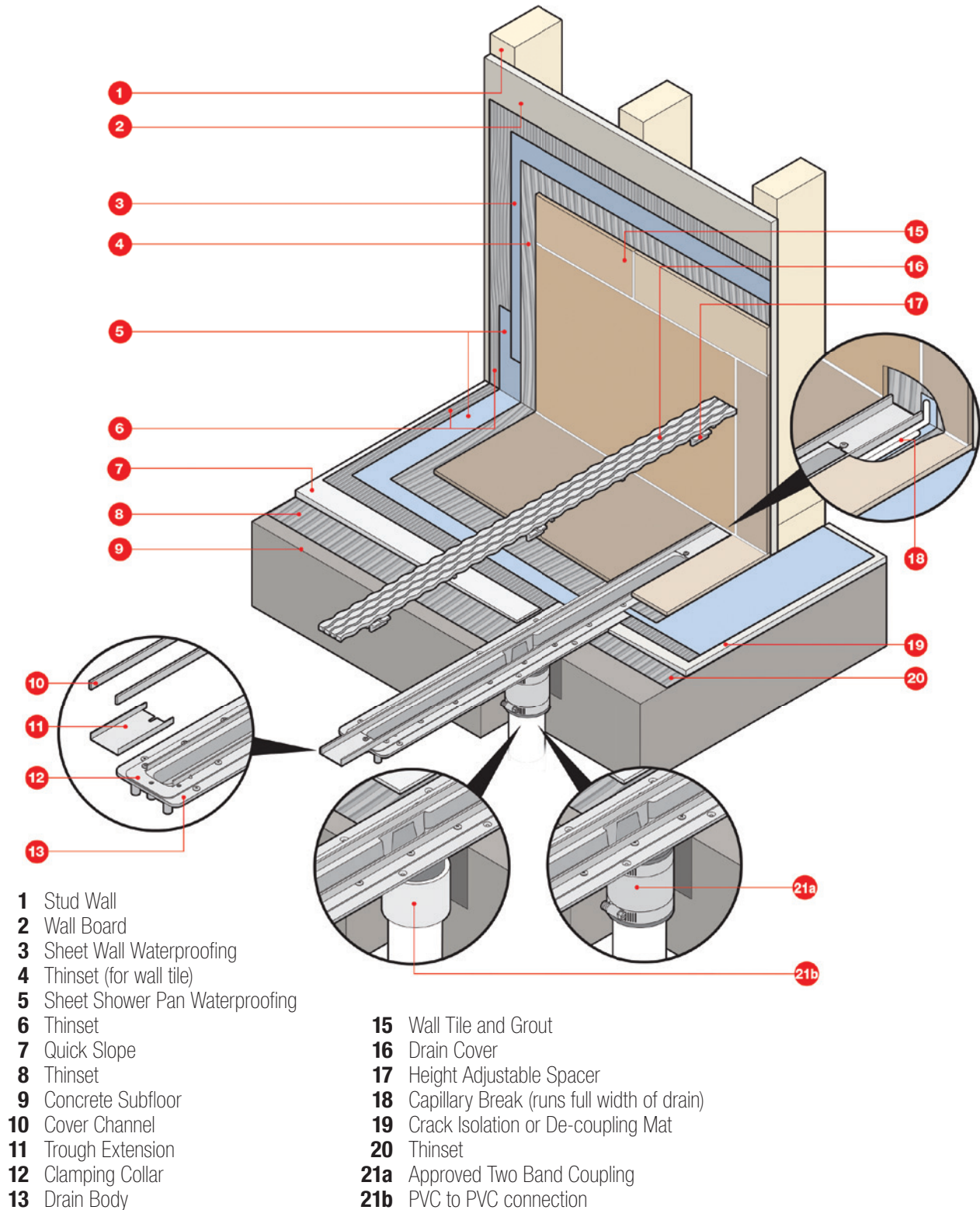
### ADA (Curbless) Installation Using ShowerLine Pan with Sheet Waterproofing



- 1 Stud Wall
- 2 Wall Board
- 3 Sheet Wall Waterproofing
- 4 Thinset (for wall tile)
- 5 Sheet Shower Pan Waterproofing
- 6 Thinset
- 7 Quick Slope
- 8 Thinset
- 9 Subfloor
- 10 Floor Joists (wood floor)
- 11 Cover Channel
- 12 Trough Extension
- 13 Clamping Collar
- 14 Drain Body

- 15 Wall Tile and Grout
- 16 Drain Cover
- 17 Height Adjustable Spacer
- 18 Capillary Break (runs full width of drain)
- 19 1/4" Backer Board or De-coupling Mat
- 20 Thinset
- 21 Blocking (wood floor)
- 22a Approved Two Band Coupling
- 22b PVC to PVC connection

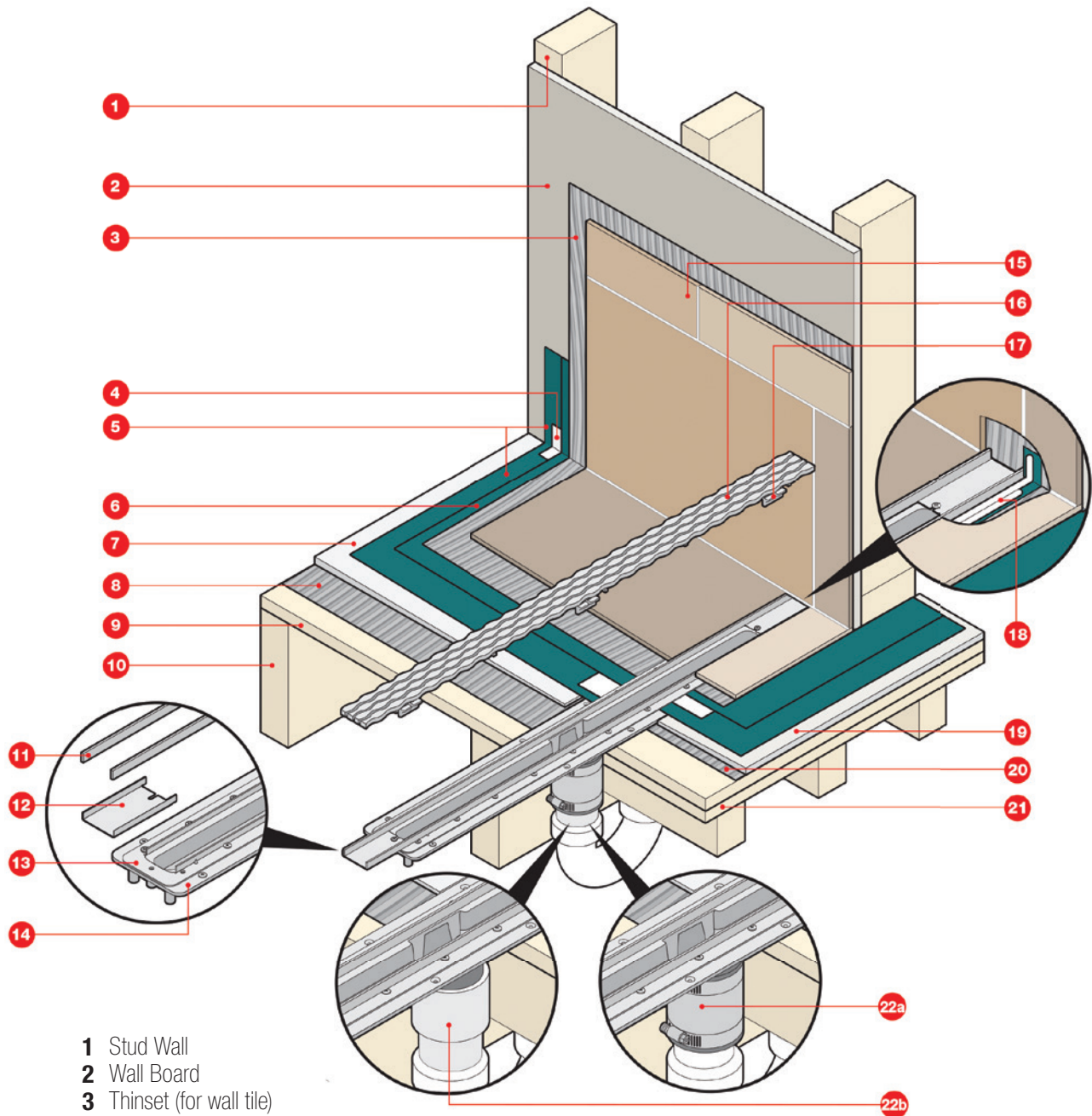
### ADA (Curbless) Installation Using ShowerLine Pan with Sheet Waterproofing (Concrete Subfloor)







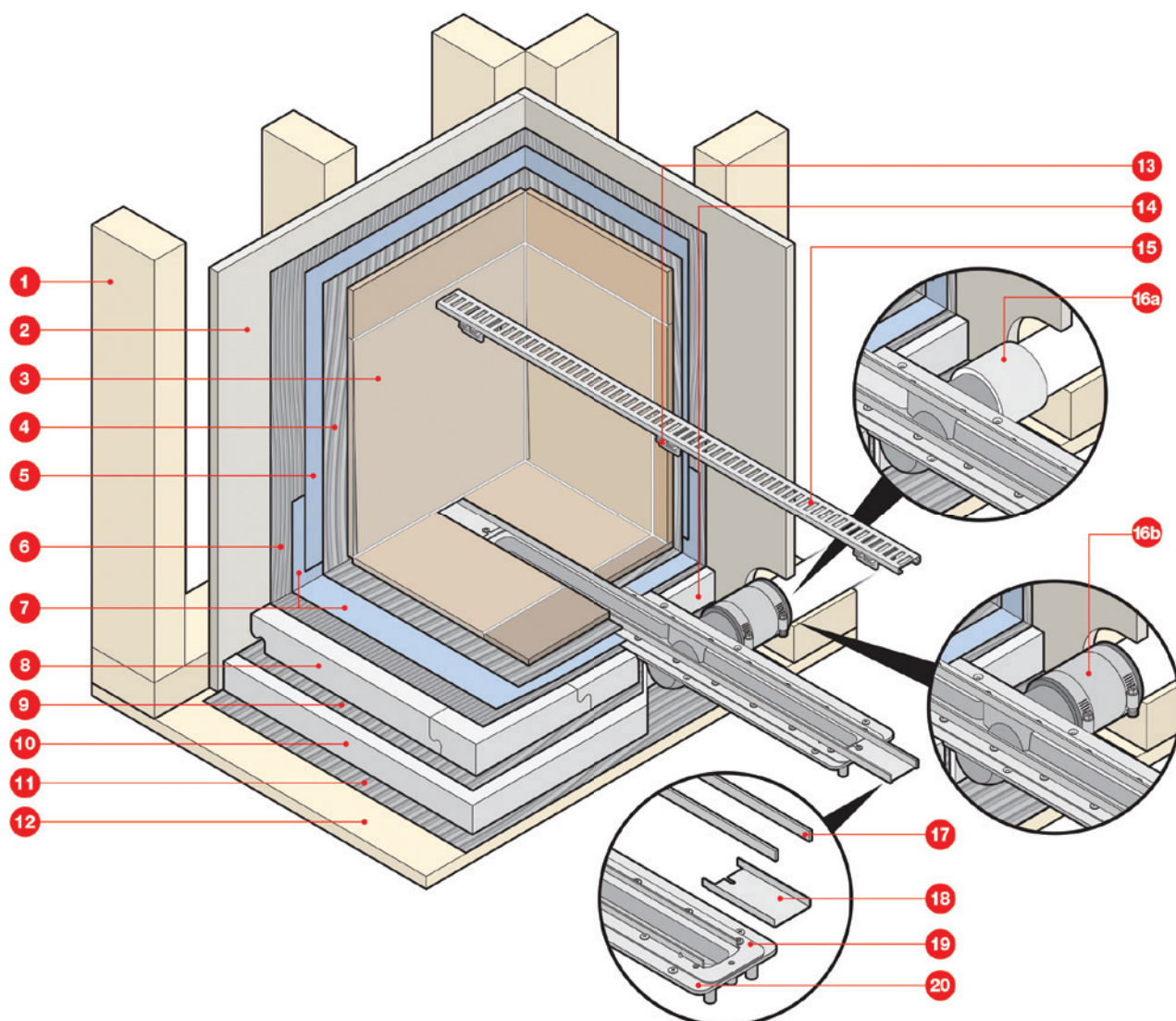
### ADA (Curbless) Installation Using ShowerLine Pan with Liquid Waterproofing



- 1 Stud Wall
- 2 Wall Board
- 3 Thinset (for wall tile)
- 4 Reinforcing Fabric
- 5 First Layer of ShowerLine Liquid Waterproofing
- 6 Second Layer of ShowerLine Liquid Waterproofing
- 7 Quick Slope
- 8 Thinset
- 9 Subfloor
- 10 Floor Joists (wood floor)
- 11 Cover Channel
- 12 Trough Extension
- 13 Clamping Collar
- 14 Drain Body

- 15 Wall Tile and Grout
- 16 Drain Cover
- 17 Height Adjustable Spacer
- 18 Capillary Break (runs full width of drain)
- 19 1/4" Wall Board or De-coupling Mat
- 20 Thinset
- 21 Blocking (wood floor)
- 22a Approved Two Band Coupling
- 22b PVC to PVC connection

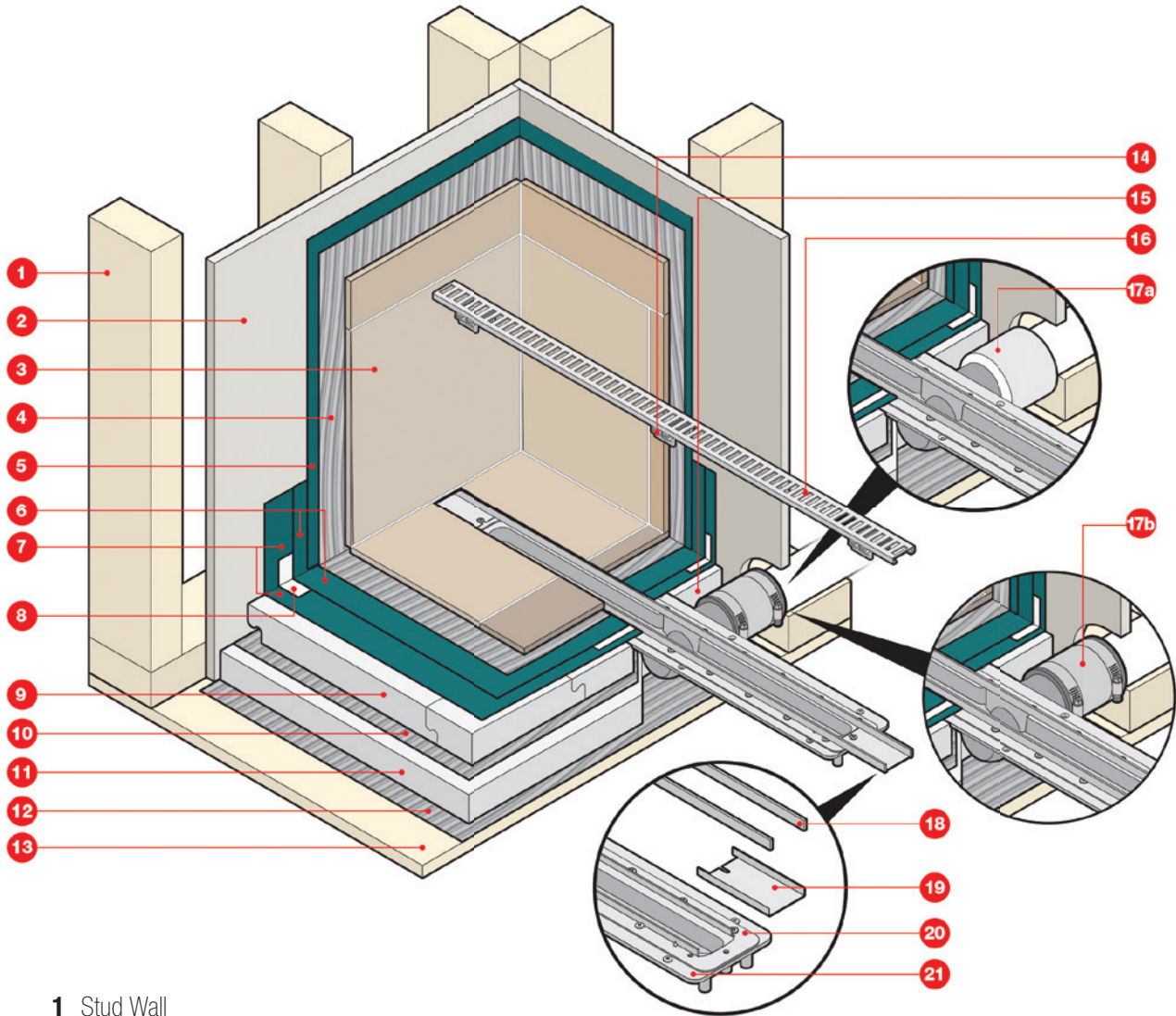
### Side (Horizontal) Waste Outlet Drain Installation Using ShowerLine Pan with Sheet Waterproofing



- |  |   |
|--|---|
| <b>1</b> Stud Wall                               | <b>13</b> Height Adjustable Spacer                    |
| <b>2</b> Wall Board                              | <b>14</b> Pre-sloped Interlocking Drain Support Frame |
| <b>3</b> Wall tile and Grout                     | <b>15</b> Drain Cover                                 |
| <b>4</b> Thinset (for wall tile)                 | <b>16a</b> PVC to PVC connection                      |
| <b>5</b> Sheet Wall Waterproofing                | <b>16b</b> Approved Two Band Coupling                 |
| <b>6</b> Thinset                                 | <b>17</b> Cover Channel                               |
| <b>7</b> Sheet Shower Pan Waterproofing          | <b>18</b> Trough Extension                            |
| <b>8</b> Pre-sloped Interlocking PET Foam Panels | <b>19</b> Clamping Collar                             |
| <b>9</b> Thinset                                 | <b>20</b> Drain Body                                  |
| <b>10</b> Flat Panel PET Foam                    |   |
| <b>11</b> Thinset                                |   |
| <b>12</b> Subfloor                               |   |



### Side (Horizontal) Waste Outlet Drain Installation Using ShowerLine Pan with Liquid Waterproofing



- 1 Stud Wall
- 2 Wall Board
- 3 Wall tile and Grout
- 4 Thinset (for wall tile)
- 5 Liquid Wall Waterproofing
- 6 Second Layer of Shower Pan Liquid Waterproofing
- 7 First Layer of Shower Pan Liquid Waterproofing
- 8 Reinforcing Fabric
- 9 Pre-sloped Interlocking PET Foam Panels
- 10 Thinset
- 11 Flat Panel PET Foam
- 12 Thinset
- 13 Subfloor

- 14 Height Adjustable Spacer
- 15 Pre-sloped Interlocking Drain Support Frame
- 16 Drain Cover
- 17a PVC to PVC connection
- 17b Approved Two Band Coupling
- 18 Cover Channel
- 19 Trough Extension
- 20 Clamping Collar
- 21 Drain Body





# SHOWERLINE

PLANNING STEPS: Customer/Job \_\_\_\_\_ Date \_\_\_\_\_

Please sketch Dimensions and Drain Location.

### Ordering Steps for ShowerLine

Email to [orders@quickdrainusa.com](mailto:orders@quickdrainusa.com) or [insidesales@oatey.com](mailto:insidesales@oatey.com).

**ShowerLine drain bodies are composed of PVC and can be used with All Waterproofing methods Topical Sheet, Topical Liquid and Hot Mop.**

- |   |   |
|---|---|
| 1) Pick your ShowerLine Body rough opening measurements are in bold print. (backer board to backer board)   | Drain Body Size: _____ Qty: _____   |
| 2) Select your cover and finish. The required cover length is included in the ProLine body description. Model numbers consist of pattern and length. Example: (Cosmo40) Cosmo Pattern 40" in length.                | Cover Length & Pattern _____<br>Finish: P=Polished Stainless Steel or<br>no following letter =Brushed Stainless Steel   |
| 3) The QuickSlope pan pieces or kits are determined by drain body size. QuickSloe kits are composed of PET foam (recycled water and soda bottles). SL pan kits have the drain body model number that it works with. | SLPAN# _____ SLPAN pans are designed for a curbed installation or tub to shower conversion<br>SLPANADA# _____ SLPANADA pans will be used for a Curbless or Zero barrier entry |
| 4) Pick Waterproofing kit   | Topical Liquid _____<br>(80% of the projects use this method)<br>Topical Sheet _____  |

Please feel free to contact us at [insidesales@oatey.com](mailto:insidesales@oatey.com) if you require any assistance. The following information will be required in order to prepare you Bill of Materials sheet.

- 1) Will this be a Curbed or Curb-less installation
- 2) Dimensions of shower pan Backer to Backer Board, Frame to Frame or Finished or Finished tile wall.
- 3) Drain location

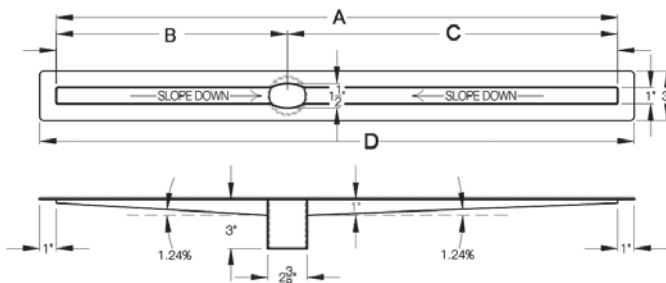
Flow rates are as follows:

Drains installed at the entry can handle 5gpm if a higher flow rate is required. Drains can be connected to one another. Drains installed at the Back-Wall or Curbed method can handle 10gpm



# PROLINE

## ProLine Drain Body Dimensions



### Step 1: Choose ProLine Shower Drain Body



### ProLine

- ProLine Drain body
- All ProLine linear drain bodies are made of 18 gauge 316L stainless steel with fully-sloped troughs. Waste outlet via 2" Two Band Coupling
- All ProLine kits include waterproofing accessories

NOTE: RO Rough Opening (Distance from wall board to wall board)

Please note: As of May 1, 2015 – we no longer attach the 6" of sheet waterproof membrane to the drain body

### ProLine Assembly

Item Code	Description	A-B-C-D Dimensions	Includes
PLD26-N	Drain Body: 26" trough, 28" total length. <b>Fits RO 28"-32"</b> . Waste outlet centered. <b>40" drain cover required.</b>	26-13-13-28	(2) Trough Extensions, (1) Two Band Coupling, (4) Height Adjustable Spacers, (1) Transition Tape, (4) Inside Corners, (2) Outside Corners (1) Reinforcement Fabric, (2) Cover Removal Keys.
PLD27.5-N	Drain Body: 27.5" trough, 29.5" total length. <b>Fits RO 30"-33.5"</b> . Waste outlet centered. <b>40" drain cover required.</b>	27.5-13.75-13.75-29.5	(2) Trough Extensions, (1) Two Band Coupling, (4) Height Adjustable Spacers, (1) Transition Tape, (4) Inside Corners, (2) Outside Corners (1) Reinforcement Fabric, (2) Cover Removal Keys.
PLD30-N	Drain Body: 30" trough, 32" total length. <b>Fits RO 32"-36"</b> . Waste outlet offset. <b>40" drain cover required.</b>	30-12-18-32	(2) Trough Extensions, (1) Two Band Coupling, (4) Height Adjustable Spacers, (1) Transition Tape, (4) Inside Corners, (2) Outside Corners (1) Reinforcement Fabric, (2) Cover Removal Keys.
PLD33-N	Drain Body: 33" trough, 35" total length. <b>Fits RO 35"-39"</b> . Waste outlet centered. <b>40" drain cover required.</b>	33-16.5-16.5-35	(2) Trough Extensions, (1) Two Band Coupling, (4) Height Adjustable Spacers, (1) Transition Tape, (4) Inside Corners, (2) Outside Corners (1) Reinforcement Fabric, (2) Cover Removal Keys.
PLD36-N	Drain Body: 36" trough, 38" total length. <b>Fits RO 38"-42"</b> . Waste outlet offset. <b>48" drain cover required.</b>	36-15-21-38	(2) Trough Extensions, (1) Two Band Coupling, (4) Height Adjustable Spacers, (1) Transition Tape, (4) Inside Corners, (2) Outside Corners (1) Reinforcement Fabric, (2) Cover Removal Keys.
PLD40-N	Drain Body: 40" trough, 42" total length. <b>Fits RO 42"-46"</b> . Waste outlet offset. <b>48" drain cover required.</b>	40-17-23-42	(2) Trough Extensions, (1) Two Band Coupling, (6) Height Adjustable Spacers, (1) Transition Tape, (4) Inside Corners, (2) Outside Corners (1) Reinforcement Fabric, (2) Cover Removal Keys.
PLD44-N	Drain Body: 44" trough, 46" total length. <b>Fits RO 46"-50"</b> . Waste outlet offset. <b>56" drain cover required.</b>	44-19-25-46	(2) Trough Extensions, (1) No-hub Coupling, (6) Height Adjustable Spacers, (1) Transition Tape, (4) Inside Corners, (2) Outside Corners (1) Reinforcement Fabric, (2) Cover Removal Keys.



### PROLINE

#### ProLine (continued)

Item Code	Description	A-B-C-D Dimensions	Includes
PLD46-N	Drain Body: 46" trough, 48" total length. <b>Fits RO 48"-52"</b> . Waste outlet centered. <b>56" drain cover required.</b>	46-23-23-48	(2) Trough Extensions, (1) Two Band Coupling, (6) Height Adjustable Spacers, (1) Transition Tape, (4) Inside Corners, (2) Outside Corners (1) Reinforcement Fabric, (2) Cover Removal Keys.
PLD48-N	Drain Body: 48" trough, 50" total length. <b>Fits RO 50"-54"</b> . Waste outlet offset. <b>56" drain cover required.</b>	48-21-27-50	(2) Trough Extensions, (1) Two Band Coupling, (6) Height Adjustable Spacers, (1) Transition Tape, (4) Inside Corners, (2) Outside Corners (1) Reinforcement Fabric, (2) Cover Removal Keys.
PLD52-N	Drain Body: 52" trough, 54" total length. <b>Fits RO 54"-58"</b> . Waste outlet offset. <b>64" drain cover required.</b>	52-23-29-54	(2) Trough Extensions, (1) Two Band Coupling, (6) Height Adjustable Spacers, (1) Transition Tape, (4) Inside Corners, (2) Outside Corners (1) Reinforcement Fabric, (2) Cover Removal Keys.
PLD57-N	Drain Body: 57" trough, 59" total length. <b>Fits RO 59"-63"</b> . Waste outlet offset. <b>64" drain cover required.</b>	57-25.5-31.5-59	(2) Trough Extensions, (1) Two Band Coupling, (8) Height Adjustable Spacers, (1) Transition Tape, (4) Inside Corners, (2) Outside Corners (1) Reinforcement Fabric, (2) Cover Removal Keys.
PLD63-N	Drain Body: 63" trough, 65" total length. <b>Fits RO 65"-69"</b> . Waste outlet centered. <b>72" drain cover required.</b>	63-31.5-31.5-65	(2) Trough Extensions, (1) Two Band Coupling, (8) Height Adjustable Spacers, (1) Transition Tape, (4) Inside Corners, (2) Outside Corners (1) Reinforcement Fabric, (2) Cover Removal Keys.
PLD68-N	Drain Body: 68" trough, 70" total length. <b>Fits RO 70"-74"</b> . Waste outlet centered. <b>72" drain cover required.</b>	68-34-34-70	(2) Trough Extensions, (1) Two Band Coupling, (8) Height Adjustable Spacers, (1) Transition Tape, (4) Inside Corners, (2) Outside Corners (1) Reinforcement Fabric, (2) Cover Removal Keys.

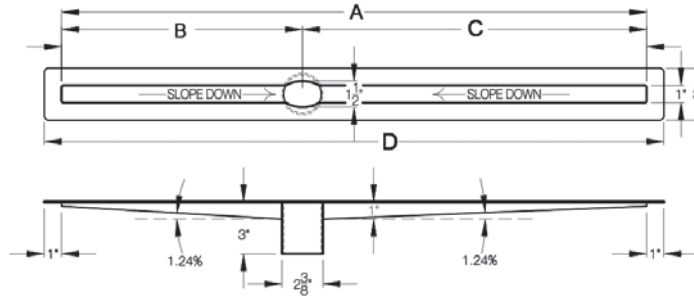
Custom lengths available over 72" in certain styles.



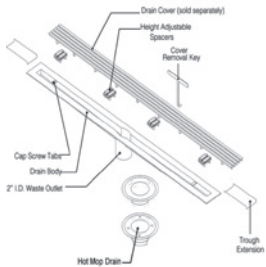


PROLINE

ProLine Hot Mop Cast Iron Dimensions



Step 1: Choose ProLine Cast Iron Hot Mop Drain Body



ProLine Drain Cast Iron Hot Mop Assembly

ProLine

- ProLine Drain body
- All ProLine linear drain bodies are made of 18 guage 316L stainless steel with fully-sloped troughs.
- Hot Mop Kit can be used with the following installation types: Traditional PVC/CPE Liner, Hot Mop
- Both ProLine and ShowerLine can use Hot Mop Kits

NOTE: RO Rough Opening (Distance from wall board to wall board)

Please note: As of May 1, 2015 – we no longer attach the 6" of sheet waterproof membrane to the drain body

Item Code	Description	A-B-C-D Dimensions	Includes
PLD26-HMCI	Drain Body: 26" trough, 28" total length. <b>Fits RO 28"-32"</b> . Waste outlet centered. <b>32" drain cover required.</b>	26-13-13-28	(2) Trough Extensions, (4) Height Adjustable Spacers, (2) Cover Removal Keys, (2) Leveling Brackets, (1) (Cast Iron two-part clamping ring drain)
PLD27.5-HMCI	Drain Body: 27.5" trough, 29.5" total length. <b>Fits RO 30"-33.5"</b> Waste outlet centered. <b>40" drain cover required.</b>	27.5-13.75-13.75-29.5	(2) Trough Extensions, (4) Height Adjustable Spacers, (2) Cover Removal Keys, (2) Leveling Brackets, (1) (Cast Iron two-part clamping ring drain)
PLD30-HMCI	Drain Body: 30" trough, 32" total length. <b>Fits RO 32"-36"</b> . Waste outlet offset. <b>40" drain cover required.</b>	30-12-18-32	(2) Trough Extensions, (4) Height Adjustable Spacers, (2) Cover Removal Keys, (2) Leveling Brackets, (1) (Cast Iron two-part clamping ring drain)
PLD33-HMCI	Drain Body: 33" trough, 35" total length. <b>Fits RO 35"-39"</b> . Waste outlet centered. <b>40" drain cover required.</b>	33-16.5-16.5-35	(2) Trough Extensions, (4) Height Adjustable Spacers, (2) Cover Removal Keys, (2) Leveling Brackets, (1) (Cast Iron two-part clamping ring drain)
PLD36-HMCI	Drain Body: 36" trough, 38" total length. <b>Fits RO 38"-42"</b> . Waste outlet offset. <b>48" drain cover required.</b>	36-15-21-38	(2) Trough Extensions, (4) Height Adjustable Spacers, (2) Cover Removal Keys, (2) Leveling Brackets, (1) (Cast Iron two-part clamping ring drain)
PLD40-HMCI	Drain Body: 40" trough, 42" total length. <b>Fits RO 42"-46"</b> . Waste outlet offset. <b>48" drain cover required.</b>	40-17-23-42	(2) Trough Extensions, (6) Height Adjustable Spacers, (2) Cover Removal Keys, (2) Leveling Brackets, (1) (Cast Iron two-part clamping ring drain)



## PROLINE

# 10

SHOWER SYSTEMS

### ProLine (continued)

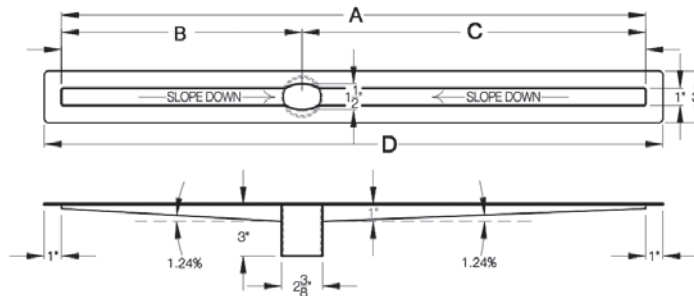
Item Code	Description	A-B-C-D Dimensions	Includes
PLD44-HMCI	Drain Body: 44" trough, 46" total length. <b>Fits RO 46"-50"</b> . Waste outlet offset. <b>56" drain cover required.</b>	44-19-25-46	(2) Trough Extensions, (6) Height Adjustable Spacers, (2) Cover Removal Keys, (2) Leveling Brackets, (1) (Cast Iron two-part clamping ring drain)
PLD46-HMCI	Drain Body: 46" trough, 48" total length. <b>Fits RO 48"-52"</b> . Waste outlet centered. <b>56" drain cover required.</b>	46-23-23-48	(2) Trough Extensions, (6) Height Adjustable Spacers, (2) Cover Removal Keys, (2) Leveling Brackets, (1) (Cast Iron two-part clamping ring drain)
PLD48-HMCI	Drain Body: 48" trough, 50" total length. <b>Fits RO 50"-54"</b> . Waste outlet offset. <b>56" drain cover required.</b>	48-21-27-50	(2) Trough Extensions, (6) Height Adjustable Spacers, (2) Cover Removal Keys, (2) Leveling Brackets, (1) (Cast Iron two-part clamping ring drain)
PLD52-HMCI	Drain Body: 52" trough, 54" total length. <b>Fits RO 54"-58"</b> . Waste outlet offset. <b>64" drain cover required.</b>	52-23-29-54	(2) Trough Extensions, (6) Height Adjustable Spacers, (2) Cover Removal Keys, (2) Leveling Brackets, (1) (Cast Iron two-part clamping ring drain)
PLD57-HMCI	Drain Body: 57" trough, 59" total length. <b>Fits RO 59"-63"</b> . Waste outlet offset. <b>64" drain cover required.</b>	57-25.5-31.5-59	(2) Trough Extensions, (8) Height Adjustable Spacers, (2) Cover Removal Keys, (2) Leveling Brackets, (1) (Cast Iron two-part clamping ring drain)
PLD63-HMCI	Drain Body: 63" trough, 65" total length. <b>Fits RO 65"-69"</b> . Waste outlet centered. <b>72" drain cover required.</b>	63-31.5-31.5-65	(2) Trough Extensions, (8) Height Adjustable Spacers, (2) Cover Removal Keys, (2) Leveling Brackets, (1) (Cast Iron two-part clamping ring drain)
PLD68-HMCI	Drain Body: 68" trough, 70" total length. <b>Fits RO 70"-74"</b> . Waste outlet centered. <b>72" drain cover required.</b>	68-34-34-70	(2) Trough Extensions, (8) Height Adjustable Spacers, (2) Cover Removal Keys, (2) Leveling Brackets, (1) (Cast Iron two-part clamping ring drain)

*Custom lengths available over 72" in certain styles.*

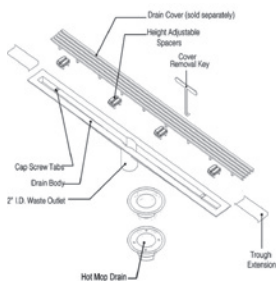


PROLINE

ProLine Hot Mop ABS Dimensions



Step 1: Choose ProLine ABS Hot Mop Drain Body



ProLine Drain ABS Hot Mop Assembly

ProLine

- ProLine Drain body
- All ProLine linear drain bodies are made of 18 guage 316L stainless steel with fully-sloped troughs.
- Hot Mop Kit can be used with the following installation types: Traditional PVC/CPE Liner, Hot Mop
- Both ProLine and ShowerLine can use Hot Mop Kits

NOTE: RO Rough Opening (Distance from wall board to wall board)

Please note: As of May 1, 2015 – we no longer attach the 6" of sheet waterproof membrane to the drain body

Item Code	Description	A-B-C-D Dimensions	Includes
PLD26-HM	Drain Body: 26" trough, 28" total length. <b>Fits RO 28"-32"</b> . Waste outlet centered. <b>32" drain cover required.</b>	26-13-13-28	(2) Trough Extensions, (4) Height Adjustable Spacers, (2) Cover Removal Keys, (2) Leveling Brackets, (1) (ABS two-part clamping ring drain)
PLD27.5-HM	Drain Body: 27.5" trough, 29.5" total length. <b>Fits RO 30"-33.5"</b> . Waste outlet centered. <b>32" drain cover required.</b>	27.5-13.75-13.75-29.5	(2) Trough Extensions, (4) Height Adjustable Spacers, (2) Cover Removal Keys, (2) Leveling Brackets, (1) (ABS two-part clamping ring drain)
PLD30-HM	Drain Body: 30" trough, 32" total length. <b>Fits RO 32"-36"</b> . Waste outlet offset. <b>40" drain cover required.</b>	30-12-18-32	(2) Trough Extensions, (4) Height Adjustable Spacers, (2) Cover Removal Keys, (2) Leveling Brackets, (1) (ABS two-part clamping ring drain)
PLD33-HM	Drain Body: 33" trough, 35" total length. <b>Fits RO 35"-39"</b> . Waste outlet centered. <b>40" drain cover required.</b>	33-16.5-16.5-35	(2) Trough Extensions, (4) Height Adjustable Spacers, (2) Cover Removal Keys, (2) Leveling Brackets, (1) (ABS two-part clamping ring drain)
PLD36-HM	Drain Body: 36" trough, 38" total length. <b>Fits RO 38"-42"</b> . Waste outlet offset. <b>40" drain cover required.</b>	36-15-21-38	(2) Trough Extensions, (4) Height Adjustable Spacers, (2) Cover Removal Keys, (2) Leveling Brackets, (1) (ABS two-part clamping ring drain)



## PROLINE

## ProLine (continued)

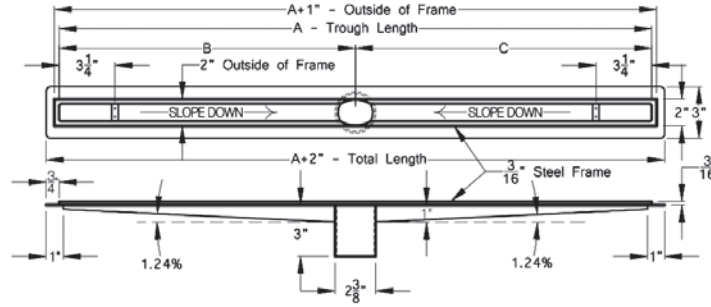
Item Code	Description	A-B-C-D Dimensions	Includes
PLD40-HM	Drain Body: 40" trough, 42" total length. <b>Fits RO 42"-46"</b> . Waste outlet offset. <b>48" drain cover required.</b>	40-17-23-42	(2) Trough Extensions, (6) Height Adjustable Spacers, (2) Cover Removal Keys, (2) Leveling Brackets, (1) (ABS two-part clamping ring drain)
PLD44-HM	Drain Body: 44" trough, 46" total length. <b>Fits RO 46"-50"</b> . Waste outlet offset. <b>56" drain cover required.</b>	44-19-25-46	(2) Trough Extensions, (6) Height Adjustable Spacers, (2) Cover Removal Keys, (2) Leveling Brackets, (1) (ABS two-part clamping ring drain)
PLD46-HM	Drain Body: 46" trough, 48" total length. <b>Fits RO 48"-52"</b> . Waste outlet centered. <b>56" drain cover required.</b>	46-23-23-48	(2) Trough Extensions, (6) Height Adjustable Spacers, (2) Cover Removal Keys, (2) Leveling Brackets, (1) (ABS two-part clamping ring drain)
PLD48-HM	Drain Body: 48" trough, 50" total length. <b>Fits RO 50"-54"</b> . Waste outlet offset. <b>56" drain cover required.</b>	48-21-27-50	(2) Trough Extensions, (6) Height Adjustable Spacers, (2) Cover Removal Keys, (2) Leveling Brackets, (1) (ABS two-part clamping ring drain)
PLD52-HM	Drain Body: 52" trough, 54" total length. <b>Fits RO 54"-58"</b> . Waste outlet offset. <b>64" drain cover required.</b>	52-23-29-54	(2) Trough Extensions, (6) Height Adjustable Spacers, (2) Cover Removal Keys, (2) Leveling Brackets, (1) (ABS two-part clamping ring drain)
PLD57-HM	Drain Body: 57" trough, 59" total length. <b>Fits RO 59"-63"</b> . Waste outlet offset. <b>64" drain cover required.</b>	57-25.5-31.5-59	(2) Trough Extensions, (8) Height Adjustable Spacers, (2) Cover Removal Keys, (2) Leveling Brackets, (1) (ABS two-part clamping ring drain)
PLD63-HM	Drain Body: 63" trough, 65" total length. <b>Fits RO 65"-69"</b> . Waste outlet centered. <b>72" drain cover required.</b>	63-31.5-31.5-65	(2) Trough Extensions, (8) Height Adjustable Spacers, (2) Cover Removal Keys, (2) Leveling Brackets, (1) (ABS two-part clamping ring drain)
PLD68-HM	Drain Body: 68" trough, 70" total length. <b>Fits RO 70"-74"</b> . Waste outlet centered. <b>72" drain cover required.</b>	68-34-34-70	(2) Trough Extensions, (8) Height Adjustable Spacers, (2) Cover Removal Keys, (2) Leveling Brackets, (1) (ABS two-part clamping ring drain)

*Custom lengths available over 72" in certain styles.*



# PROLINE

## ProLine Drain with Tabs



### ProLine

- All ProLine linear drain bodies with Lock Tabs are made of 18 gauge 316L stainless steel with fully-sloped troughs. Waste outlet connects via 2" Two Band Coupling
  - All ProLine kits include waterproofing accessories
- NOTE: RO Rough Opening (Distance from wall board to wall board)

Item Code	Description	A-B-C-D Dimensions	Includes
PLD26-TAB	(ProLine Custom Drain Assembly Kit **WITH 2EA LOCK TABS**) Drain Body: 26" trough, 28" total length. <b>Fits RO 28"-32"</b> . Waste outlet centered. <b>32" drain cover required.</b> Special order only.	26-13-13-28	(2) Trough Extensions, (1) Two Band Coupling, (1) Transition Tape, (4) Inside Corners, (2) Outside Corners, (1) Reinforcement Tape, (2) Cover Removal Keys. *** (4) METAL SPACERS REQUIRED***
PLD27.5-TAB	(ProLine Custom Drain Assembly Kit **WITH 2EA LOCK TABS**) Drain Body: 27.5" trough, 29.5" total length. <b>Fits RO 30"-33.5"</b> Waste outlet centered. <b>40" drain cover required.</b> Special order only.	27.5-13.75-13.75-29.5	(2) Trough Extensions, (1) Two Band Coupling, (1) Transition Tape, (4) Inside Corners, (2) Outside Corners, (1) Reinforcement Tape, (2) Cover Removal Keys. *** (4) METAL SPACERS REQUIRED***
PLD30-TAB	(ProLine Custom Drain Assembly Kit **WITH 2EA LOCK TABS**) Drain Body: 30" trough, 32" total length. <b>Fits RO 32"-36"</b> . Waste outlet offset. <b>40" drain cover required.</b> Special order only.	30-12-18-32	(2) Trough Extensions, (1) Two Band Coupling, (1) Transition Tape, (4) Inside Corners, (2) Outside Corners, (1) Reinforcement Tape, (2) Cover Removal Keys. *** (4) METAL SPACERS REQUIRED***
PLD33-TAB	(ProLine Custom Drain Assembly Kit **WITH 2EA LOCK TABS**) Drain Body: 33" trough, 35" total length. <b>Fits RO 35"-39"</b> . Waste outlet centered. <b>48" drain cover required.</b> Special order only.	33-16.5-16.5-35	(2) Trough Extensions, (1) Two Band Coupling, (1) Transition Tape, (4) Inside Corners, (2) Outside Corners, (1) Reinforcement Tape, (2) Cover Removal Keys. *** (4) METAL SPACERS REQUIRED***
PLD36-TAB	(ProLine Custom Drain Assembly Kit **WITH 2EA LOCK TABS**) Drain Body: 36" trough, 38" total length. <b>Fits RO 38"-42"</b> . Waste outlet offset. <b>40" drain cover required.</b> Special order only.	36-15-21-38	(2) Trough Extensions, (1) Two Band Coupling, (1) Transition Tape, (4) Inside Corners, (2) Outside Corners, (1) Reinforcement Tape, (2) Cover Removal Keys. *** (4) METAL SPACERS REQUIRED***
PLD40-TAB	(ProLine Custom Drain Assembly Kit **WITH 2EA LOCK TABS**) Drain Body: 40" trough, 42" total length. <b>Fits RO 42"-46"</b> . Waste outlet offset. <b>48" drain cover required.</b> Special order only.	40-17-23-42	(2) Trough Extensions, (1) Two Band Coupling, (1) Transition Tape, (4) Inside Corners, (2) Outside Corners, (1) Reinforcement Tape, (2) Cover Removal Keys. *** (6) METAL SPACERS REQUIRED***



# PROLINE

# 10

SHOWER SYSTEMS

## ProLine (continued)

Item Code	Description	A-B-C-D Dimensions	Includes
PLD44-TAB	(ProLine Custom Drain Assembly Kit **WITH 2EA LOCK TABS**) Drain Body: 44" trough, 46" total length. <b>Fits RO 46"-50"</b> . Waste outlet offset. <b>56" drain cover required.</b>	44-19-25-46	(2) Trough Extensions, (1) Two Band Coupling, (1) Transition Tape, (4) Inside Corners, (2) Outside Corners(1) Reinforcement Tape, (2) Cover Removal Keys. *** <b>(6) METAL SPACERS REQUIRED***</b>
PLD46-TAB	(ProLine Custom Drain Assembly Kit **WITH 2EA LOCK TABS**) Drain Body: 46" trough, 48" total length. <b>Fits RO 48"-52"</b> . Waste outlet centered. <b>56" drain cover required.</b> Special order only.	46-23-23-48	(2) Trough Extensions, (1) Two Band Coupling, (1) Transition Tape, (4) Inside Corners, (2) Outside Corners(1) Reinforcement Tape, (2) Cover Removal Keys. *** <b>(6) METAL SPACERS REQUIRED***</b>
PLD48-TAB	(ProLine Custom Drain Assembly Kit **WITH 2EA LOCK TABS**) Drain Body: 48" trough, 50" total length. <b>Fits RO 50"-54"</b> . Waste outlet offset. <b>56" drain cover required.</b> Special order only.	48-21-27-50	(2) Trough Extensions, (1) Two Band Coupling, (1) Transition Tape, (4) Inside Corners, (2) Outside Corners(1) Reinforcement Tape, (2) Cover Removal Keys. *** <b>(6) METAL SPACERS REQUIRED***</b>
PLD52-TAB	(ProLine Custom Drain Assembly Kit **WITH 3EA LOCK TABS**) MIDDLE LOCKING TAB WILL BE OFFSET OF DRAIN OPENING Drain Body: 52" trough, 54" total length. <b>Fits RO 54"-58"</b> . Waste outlet offset. <b>64" drain cover required.</b> Special order only.	52-23-29-54	(2) Trough Extensions, (1) Two Band Coupling, (1) Transition Tape, (4) Inside Corners, (2) Outside Corners(1) Reinforcement Tape, (2) Cover Removal Keys. *** <b>(6) METAL SPACERS REQUIRED***</b>
PLD57-TAB	(ProLine Custom Drain Assembly Kit **WITH (4)EA LOCK TABS**) MIDDLE LOCKING TABS WILL BE OFFSET OF DRAIN OPENING Drain Body: 57" trough, 59" total length. <b>Fits RO 59"-63"</b> . Waste outlet offset. <b>64" drain cover required.</b> Special order only.	57-25.5-31.5-59	(2) Trough Extensions, (1) Two Band Coupling, (1) Transition Tape, (4) Inside Corners, (2) Outside Corners(1) Reinforcement Tape, (2) Cover Removal Keys. *** <b>(8) METAL SPACERS REQUIRED***</b>
PLD63-TAB	(ProLine Custom Drain Assembly Kit **WITH (4)EA LOCK TABS**) MIDDLE LOCKING TABS WILL BE OFFSET OF DRAIN OPENING Drain Body: 63" trough, 65" total length. <b>Fits RO 65"-69"</b> . Waste outlet centered. <b>72" drain cover required.</b> Special order only.	63-31.5-31.5-65	(2) Trough Extensions, (1) Two Band Coupling, (1) Transition Tape, (4) Inside Corners, (2) Outside Corners(1) Reinforcement Tape, (2) Cover Removal Keys. *** <b>(8) METAL SPACERS REQUIRED***</b>
PLD68-TAB	(ProLine Custom Drain Assembly Kit **WITH (4)EA LOCK TABS**) MIDDLE LOCKING TABS WILL BE OFFSET OF DRAIN OPENING Drain Body: 68" trough, 70" total length. <b>Fits RO 70"-74"</b> . Waste outlet centered. <b>72" drain cover required.</b> Special order only.	68-34-34-70	(2) Trough Extensions, (1) Two Band Coupling, (1) Transition Tape, (4) Inside Corners, (2) Outside Corners(1) Reinforcement Tape, (2) Cover Removal Keys. *** <b>(8) METAL SPACERS REQUIRED***</b>

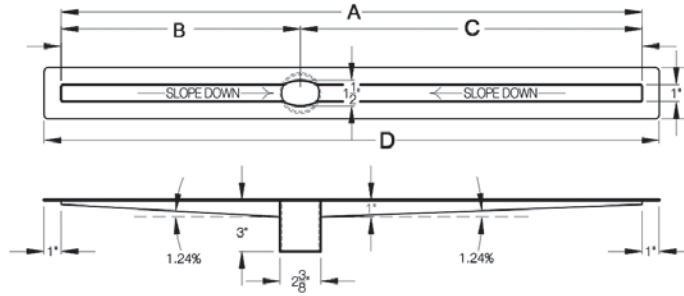
Custom lengths available over 72" in certain styles.





CUSTOM DRAINS

Custom Drain Dimensions



Non-Standard Size

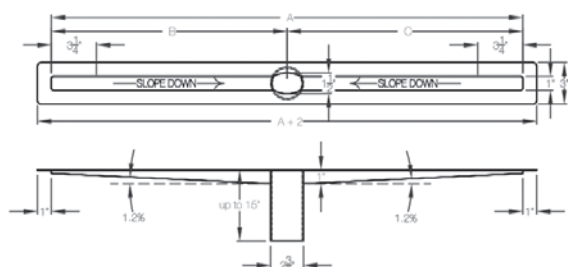
Custom

- ProLine Custom Drain Body
  - All Custom ProLine linear drain bodies are made of 18 guage 316L stainless steel with fully-sloped troughs. 1.5" and 2" waste outlets are available. Please check your local building access codes before ordering.  
**A 4 week lead time applies to custom drains (depending on quantity).**
  - All ProLine kits include waterproofing accessories.
- Please Note: As of May 1, 2015 - we will no longer attach the 6" of sheet waterproof membrane to the drain body.

Item Code	Description	Includes	Custom Order Request To
PLD10 to PLD100 (CMDB)	Non-Standard Size Please specify location of waste outlet(s) and required GPM	(2) Trough Extensions, (1) Two Band Coupling, (TBD) Height Adjustable Spacers, (1) Transition Tape, (4) Inside Corners, (2) Outside Corners (1) Reinforcement Fabric, (2) Cover Removal Keys.	insidesales@oatey.com
PLD10 to PLD100 (CMDB)	Commercial Waste Outlet Please specify location and length of waste outlet(s) and required GPM	(2) Trough Extensions, (1) Two Band Coupling, (TBD) Height Adjustable Spacers, (1) Transition Tape, (4) Inside Corners, (2) Outside Corners (1) Reinforcement Fabric, (2) Cover Removal Keys.	insidesales@oatey.com
PLD10 to PLD100 (CMDB)	Side Waste Outlet Please specify location of side waste outlet(s) and required GPM	(2) Trough Extensions, (1) Two Band Coupling, (TBD) Height Adjustable Spacers, (1) Transition Tape, (4) Inside Corners, (2) Outside Corners (1) Reinforcement Fabric, (2) Cover Removal Keys.	insidesales@oatey.com
PLD10 to PLD100 (CMDB)	Resinous Drain Please specify location of waste outlet(s) and required GPM <b>***Resinous Drain Cover Required***</b>	(1) Two Band Coupling	insidesales@oatey.com
PLD10 to PLD100 (CMDB)	Multiple Outlets Please specify location of waste outlet(s) and required GPM	(2) Trough Extensions, (1) Two Band Coupling, (TBD) Height Adjustable Spacers, (1) Transition Tape, (4) Inside Corners, (2) Outside Corners (1) Reinforcement Fabric, (2) Cover Removal Keys.	insidesales@oatey.com

## CUSTOM DRAINS

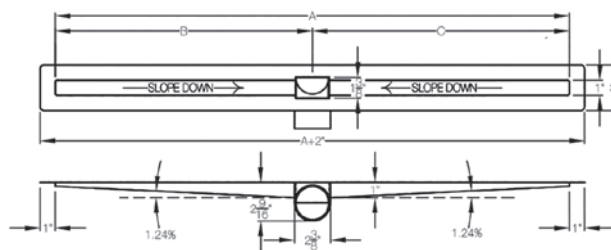
### Commercial Waste Outlet Dimensions



#### Commercial Waste Outlet

Commercial facilities have special requirements. To meet fireproofing codes, waste outlets can be made in custom lengths from 2" to 14" below the trough. Longer pipes allow waste lines to go through concrete floor so the plumbing connection is done below fireproofing.

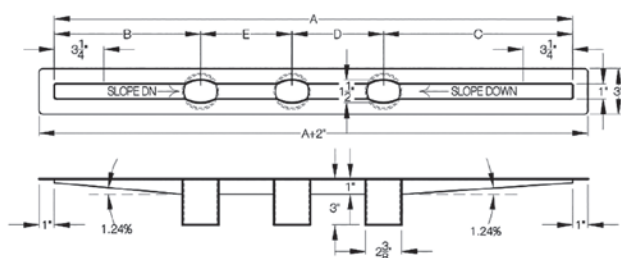
### Side Waste Outlet Dimensions



#### Side Waste Outlet

Primarily used in retrofitting situations when there are limitations on space and location of existing floors and outlets. The side waste outlet drops and turns 90 degrees and is only 2 9/16" deep, eliminating the need to drill through concrete.

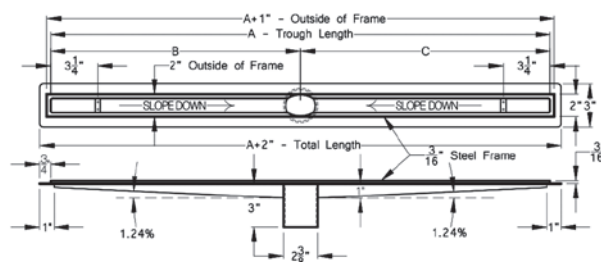
### Multiple Waste Outlet Dimensions



#### Multiple Waste Outlets

Water flow output of more than 10 gallons per minute can be addressed with additional outlets on the drain body. QuickDrain waste outlets can accommodate this increased flow. While the appearance is similar to a standard drain, these solutions can double or triple water flow capacity.

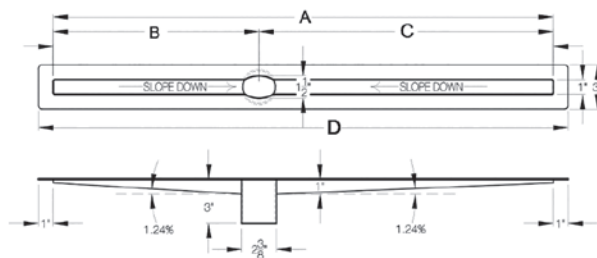
### Resinous Drain Dimensions



#### Resinous Drains

These drains are suitable for epoxy flooring, urethane and sheet vinyl flooring, making them ideal for commercial use. The trough is surrounded by a 3 1/16" square stainless steel frame.

### Custom Drain Dimensions




#### Non-Standard Size

Custom drains made in any size increment between 10"-100" long. Maximum size with one waste outlet is 68" total length not including the flanges. Drains longer than 68" must have two waste outlets per trough due to the depth, length and internal pitch of the trough.



PROLINE

Step 2: Choose Shower Drain Cover




**Cosmo Cover**

- Required (Sold Separately). MICHAEL GRAVES DESIGN.
- Made of 18 gauge 304 stainless steel. Cover may be cut to exact finished size on site to ensure spanning vertical surface to vertical surface.

Item Code	Description	Finish	Dimensions
COSMO18	Drain Cover – Cosmo 18" Long. Req. w/PLD18S1	BRUSHED	18" x 1 1/2" x 3/8"
COSMO32	Drain Cover – Cosmo 32" Long. Req. w/PLD26, PLD27.5	BRUSHED	32" x 1 1/2" x 3/8"
COSMO40	Drain Cover – Cosmo 40" Long. Req. w/PLD30, PLD33, PLD36	BRUSHED	40" x 1 1/2" x 3/8"
COSMO48	Drain Cover – Cosmo 48" Long. Req. w/PLD40, PLD44, PLD46	BRUSHED	48" X 1 1/2" x 3/8"
COSMO56	Drain Cover – Cosmo 56" Long. Req. w/PLD48, PLD52	BRUSHED	56" x 1 1/2" x 3/8"
COSMO64	Drain Cover – Cosmo 64" Long. Req. w/PLD57	BRUSHED	64" x 1 1/2" x 3/8"
COSMO72	Drain Cover – Cosmo 72" Long. Req. w/PLD63, PLD68	BRUSHED	72" x 1 1/2" x 3/8"
COSMO18-P	Drain Cover – Cosmo 18" Long. Req. w/PLD18S1	POLISHED	18" x 1 1/2" x 3/8"
COSMO32-P	Drain Cover – Cosmo 32" Long. Req. w/PLD26, PLD27.5	POLISHED	32" x 1 1/2" x 3/8"
COSMO40-P	Drain Cover – Cosmo 40" Long. Req. w/PLD30, PLD33, PLD36	POLISHED	40" x 1 1/2" x 3/8"
COSMO48-P	Drain Cover – Cosmo 48" Long. Req. w/PLD40, PLD44, PLD46	POLISHED	48" x 1 1/2" x 3/8"
COSMO56-P	Drain Cover – Cosmo 56" Long. Req. w/PLD48, PLD52	POLISHED	56" x 1 1/2" x 3/8"
COSMO64-P	Drain Cover – Cosmo 64" Long. Req. w/PLD57	POLISHED	64" x 1 1/2" x 3/8"
COSMO72-P	Drain Cover – Cosmo 72" Long. Req. w/PLD63, PLD68	POLISHED	72" x 1 1/2" x 3/8"
COSMO72-120	Custom Cosmo Length Drain Cover. 72"-120" available please send price request to: info@quickdrainusa.com	BRUSHED or POLISHED	TBD x 1 1/2" x 3/8"

Step 2: Choose Shower Drain Cover




**Stream Cover**

- Required (Sold Separately). MICHAEL GRAVES DESIGN.
- Made of 18 gauge 304 stainless steel. Cover may be cut to exact finished size on site to ensure spanning vertical surface to vertical surface.
- Not available in polished finish.

Item Code	Description	Finish	Dimensions
STREAM18	Drain Cover – Stream 18" Long. Req. w/PLD18S1	BRUSHED	18" x 1 1/2" x 3/8"
STREAM32	Drain Cover – Stream 32" Long. Req. w/PLD26, PLD27.5	BRUSHED	32" x 1 1/2" x 3/8"
STREAM40	Drain Cover – Stream 40" Long. Req. w/PLD30, PLD33, PLD36	BRUSHED	40" x 1 1/2" x 3/8"
STREAM48	Drain Cover – Stream 48" Long. Req. w/PLD40, PLD44, PLD46	BRUSHED	48" x 1 1/2" x 3/8"
STREAM56	Drain Cover – Stream 56" Long. Req. w/PLD48, PLD52	BRUSHED	56" x 1 1/2" x 3/8"
STREAM64	Drain Cover – Stream 64" Long. Req. w/PLD57	BRUSHED	64" x 1 1/2" x 3/8"
STREAM72	Drain Cover – Stream 72" Long. Req. w/PLD63, PLD68	BRUSHED	72" x 1 1/2" x 3/8"

# PROLINE

**Step 2:** Choose Shower Drain Cover



## Lines Cover

- Required (Sold Separately).
- Made of 304 stainless steel. Cover may be cut to exact finished size on site to ensure spanning vertical surface to vertical surface.

Item Code	Description	Finish	Dimensions
LINES18	Drain Cover – Lines 18" Long. Req. w/PLD18S1	BRUSHED	18" X 1 1/2" X 3/8"
LINES32	Drain Cover – Lines 32" Long. Req. w/PLD26, PLD27.5	BRUSHED	32" X 1 1/2" X 3/8"
LINES40	Drain Cover – Lines 40" Long. Req. w/PLD30, PLD33, PLD36	BRUSHED	40" X 1 1/2" X 3/8"
LINES48	Drain Cover – Lines 48" Long. Req. w/PLD40, PLD44, PLD46	BRUSHED	48" X 1 1/2" X 3/8"
LINES56	Drain Cover – Lines 56" Long. Req. w/PLD48, PLD52	BRUSHED	56" X 1 1/2" X 3/8"
LINES64	Drain Cover – Lines 64" Long. Req. w/PLD57	BRUSHED	64" X 1 1/2" X 3/8"
LINES72	Drain Cover – Lines 72" Long. Req. w/PLD63, PLD68	BRUSHED	72" X 1 1/2" X 3/8"
LINES18-P	Drain Cover – Lines 18" Long. Req. w/PLD18S1	POLISHED	18" X 1 1/2" X 3/8"
LINES32-P	Drain Cover – Lines 32" Long. Req. w/PLD26, PLD27.5	POLISHED	32" X 1 1/2" X 3/8"
LINES40-P	Drain Cover – Lines 40" Long. Req. w/PLD30, PLD33, PLD36	POLISHED	40" X 1 1/2" X 3/8"
LINES48-P	Drain Cover – Lines 48" Long. Req. w/PLD40, PLD44, PLD46	POLISHED	48" X 1 1/2" X 3/8"
LINES56-P	Drain Cover – Lines 56" Long. Req. w/PLD48, PLD52	POLISHED	56" X 1 1/2" X 3/8"
LINES64-P	Drain Cover – Lines 64" Long. Req. w/PLD57	POLISHED	64" X 1 1/2" X 3/8"
LINES72-P	Drain Cover – Lines 72" Long. Req. w/PLD63, PLD68	POLISHED	72" X 1 1/2" X 3/8"



PROLINE

Step 2: Choose Shower Drain Cover



Vertical Cover

- Required (Sold Separately).
- Made of 304 stainless steel. Cover may be cut to exact finished size on site to ensure spanning vertical surface to vertical surface.

Item Code	Description	Finish	Dimensions
VERTICAL18	Drain Cover – Vertical 18" Long. Req. w/PLD18S1	BRUSHED	18" x 1 1/2" x 3/8"
VERTICAL32	Drain Cover – Vertical 32" Long. Req. w/PLD26, PLD27.5	BRUSHED	32" x 1 1/2" x 3/8"
VERTICAL40	Drain Cover – Vertical 40" Long. Req. w/PLD30, PLD33, PLD36	BRUSHED	40" x 1 1/2" x 3/8"
VERTICAL48	Drain Cover – Vertical 48" Long. Req. w/PLD40, PLD44, PLD46	BRUSHED	48" x 1 1/2" x 3/8"
VERTICAL56	Drain Cover – Vertical 56" Long. Req. w/PLD48, PLD52	BRUSHED	56" x 1 1/2" x 3/8"
VERTICAL64	Drain Cover – Vertical 64" Long. Req. w/PLD57	BRUSHED	64" x 1 1/2" x 3/8"
VERTICAL72	Drain Cover – Vertical 72" Long. Req. w/PLD63, PLD68	BRUSHED	72" x 1 1/2" x 3/8"
VERTICAL18-P	Drain Cover – Vertical 18" Long. Req. w/PLD18S1	POLISHED	18" x 1 1/2" x 3/8"
VERTICAL32-P	Drain Cover – Vertical 32" Long. Req. w/PLD26, PLD27.5	POLISHED	32" x 1 1/2" x 3/8"
VERTICAL40-P	Drain Cover – Vertical 40" Long. Req. w/PLD30, PLD33, PLD36	POLISHED	40" x 1 1/2" x 3/8"
VERTICAL48-P	Drain Cover – Vertical 48" Long. Req. w/PLD40, PLD44, PLD46	POLISHED	48" x 1 1/2" x 3/8"
VERTICAL56-P	Drain Cover – Vertical 56" Long. Req. w/PLD48, PLD52	POLISHED	56" x 1 1/2" x 3/8"
VERTICAL64-P	Drain Cover – Vertical 64" Long. Req. w/PLD57	POLISHED	64" x 1 1/2" x 3/8"
VERTICAL72-P	Drain Cover – Vertical 72" Long. Req. w/PLD63, PLD68	POLISHED	72" x 1 1/2" x 3/8"
VERTICAL72-120	Custom Vertical Length Drain Cover. 72"-120" available please send price request to: info@quickdrainusa.com	BRUSHED or POLISHED	TBD x 1 1/2" x 3/8"

Step 2: Choose Shower Drain Cover



Tile-In Cover

- Required (Sold Separately).
- Made of 304 stainless steel. Cover may be cut to exact finished size on site to ensure spanning vertical surface to vertical surface.

Item Code	Description	Finish	Dimensions
TILEIN18	Drain Cover – Tile-In 18" Long. Req. w/PLD18S1	BRUSHED	18" x 1 1/2" x 3/8"
TILEIN32	Drain Cover – Tile-In 32" Long. Req. w/PLD26, PLD27.5	BRUSHED	32" x 1 1/2" x 3/8"
TILEIN40	Drain Cover – Tile-In 40" Long. Req. w/PLD30, PLD33, PLD36	BRUSHED	40" x 1 1/2" x 3/8"
TILEIN48	Drain Cover – Tile-In 48" Long. Req. w/PLD40, PLD44, PLD46	BRUSHED	48" x 1 1/2" x 3/8"
TILEIN56	Drain Cover – Tile-In 56" Long. Req. w/PLD48, PLD52	BRUSHED	56" x 1 1/2" x 3/8"
TILEIN64	Drain Cover – Tile-In 64" Long. Req. w/PLD57	BRUSHED	64" x 1 1/2" x 3/8"
TILEIN72	Drain Cover – Tile-In 72" Long. Req. w/PLD63, PLD68	BRUSHED	72" x 1 1/2" x 3/8"



### PROLINE

**Step 3:** Choose Shower Pan Accessories



#### ProLine Pan Kits

• ProLine Shower Pan Kits

Item Code	Description	Includes	Dimensions
PLPAN26	ProLine Shower Pan Kit for Use with PLD26	(2) QuickSlope Panels 16" x 52", (1) PLD26 Drain Support Frame, (1) 3" Formed Curb, (5) Curb Lag Screws)	Max 32" x 64"
PLPAN27.5	ProLine Shower Pan Kit for Use with PLD27.5	(2) QuickSlope Panels 16" x 52", (1) PLD27.5 Drain Support Frame, (1) 3" Formed Curb, (5) Curb Lag Screws)	Max 32" x 64"
PLPAN30	ProLine Shower Pan Kit for Use with PLD30	(2) QuickSlope Panels 16" x 52", (1) QuickSlope Panels 8" x 52", (1) PLD30 Drain Support Frame, (1) 3" Formed Curb, (5) Curb Lag Screws)	Max 40" x 64"
PLPAN33	ProLine Shower Pan Kit for Use with PLD33	(2) QuickSlope Panels 16" x 52", (1) QuickSlope Panels 8" x 52", (1) PLD33 Drain Support Frame, (1) 3" Formed Curb, (5) Curb Lag Screws)	Max 40" x 64"
PLPAN36	ProLine Shower Pan Kit for Use with PLD36	(2) QuickSlope Panels 16" x 52", (1) QuickSlope Panels 8" x 52", (1) PLD36 Drain Support Frame, (1) 3" Formed Curb, (5) Curb Lag Screws)	Max 40" x 64"
PLPAN40	ProLine Shower Pan Kit for Use with PLD40	(3) QuickSlope Panels 16" x 52", (1) PLD40 Drain Support Frame, (1) 3" Formed Curb, (5) Curb Lag Screws)	Max 48" x 64"
PLPAN44	ProLine Shower Pan Kit for Use with PLD44	(3) QuickSlope Panels 16" x 52", (1) PLD44 Drain Support Frame, (1) 3" Formed Curb, (5) Curb Lag Screws)	Max 48" x 64"
PLPAN46	ProLine Shower Pan Kit for Use with PLD46	(3) QuickSlope Panels 16" x 52", (1) QuickSlope Panels 8" x 52", (1) PLD46 Drain Support Frame, (1) 3" Formed Curb, (5) Curb Lag Screws)	Max 56" x 64"
PLPAN48	ProLine Shower Pan Kit for Use with PLD48	(3) QuickSlope Panels 16" x 52", (1) QuickSlope Panels 8" x 52", (1) PLD48 Drain Support Frame, (1) 3" Formed Curb, (5) Curb Lag Screws)	Max 56" x 64"
PLPAN52	ProLine Shower Pan Kit for Use with PLD52	(3) QuickSlope Panels 16" x 52", (1) QuickSlope Panels 8" x 52", (1) PLD52 Drain Support Frame, (1) 3" Formed Curb, (5) Curb Lag Screws)	Max 56" x 64"
PLPAN57	ProLine Shower Pan Kit for Use with PLD57	(4) QuickSlope Panels 16" x 52", (1) PLD57 Drain Support Frame, (1) 3" Formed Curb, (5) Curb Lag Screws)	Max 64" x 64"
PLPAN63	ProLine Shower Pan Kit for Use with PLD63	(4) QuickSlope Panels 16" x 52", (1) QuickSlope Panels 8" x 52", (1) PLD63 Drain Support Frame, (1) 3" Formed Curb, (7) Curb Lag Screws)	Max 72" x 64"
PLPAN68	ProLine Shower Pan Kit for Use with PLD68	(4) QuickSlope Panels 16" x 52", (1) QuickSlope Panels 8" x 52", (1) PLD68 Drain Support Frame, (1) 3" Formed Curb, (7) Curb Lag Screws)	Max 72" x 64"





## PROLINE

**ProLine Pan Components**

- ProLine Pan Components

Item Code	Description	Dimensions
SLQS1626	QuickSlope Panel (PET foam)	16" x 26"
SLQSADAEX1613	QuickSlope Extension Panel - ADA (PET foam)	16" x 13"
SLQSADAEX1626	QuickSlope Extension Panel - ADA (PET foam)	16" x 26"
SLQSADAEX1652	QuickSlope Extension Panel - ADA (PET foam)	16" x 52"
SLQSEX1613	QuickSlope Extension Panel for Use with SLQS1652 (PET foam)	16" x 13"
SLQSEX1626	QuickSlope Extension Panel for Use with SLQS1652 (PET foam)	16" x 26"
SLQS1652	QuickSlope Panel (PET foam)	16" x 52"
SLQS852	QuickSlope Panel (PET foam)	8" x 52"
SLQSADA	QuickSlope Panel - ADA (PET foam)	16" x 48"

**ProLine Drain Support Frames**

- Accommodate Standard, ADA and Curbless Shower Systems
- QuickSlope panels and curbs are tileable shower receptors for our Linear Drain systems. QuickSlope panels and curbs are composed of extruded rigid PET (Polyethylene terephthalate) plastic foam. It is strong yet lightweight, non-reactive, economical, and shatterproof.

Item Code	Description	Includes	Dimensions
PLDSF26	ProLine Drain Support Frame for Use with PLD26	PET foam ProLine Drain Support Frame	12" X 32"
PLDSF27.5	ProLine Drain Support Frame for Use with PLD27.5	PET foam ProLine Drain Support Frame	12" X 32"
PLDSF30	ProLine Drain Support Frame for Use with PLD30	PET foam ProLine Drain Support Frame	12" X 40"
PLDSF33	ProLine Drain Support Frame for Use with PLD33	PET foam ProLine Drain Support Frame	12" X 40"
PLDSF36	ProLine Drain Support Frame for Use with PLD36	PET foam ProLine Drain Support Frame	12" X 40"
PLDSF40	ProLine Drain Support Frame for Use with PLD40	PET foam ProLine Drain Support Frame	12" X 48"
PLDSF44	ProLine Drain Support Frame for Use with PLD44	PET foam ProLine Drain Support Frame	12" X 48"
PLDSF46	ProLine Drain Support Frame for Use with PLD46	PET foam ProLine Drain Support Frame	12" X 56"
PLDSF48	ProLine Drain Support Frame for Use with PLD48	PET foam ProLine Drain Support Frame	12" X 56"
PLDSF52	ProLine Drain Support Frame for Use with PLD52	PET foam ProLine Drain Support Frame	12" X 64"
PLDSF57	ProLine Drain Support Frame for Use with PLD57	PET foam ProLine Drain Support Frame	12" X 64"
PLDSF63	ProLine Drain Support Frame for Use with PLD63	PET foam ProLine Drain Support Frame	12" X 72"
PLDSF68	ProLine Drain Support Frame for Use with PLD68	PET foam ProLine Drain Support Frame	12" X 72"

### PROLINE

#### ProLine Accessories

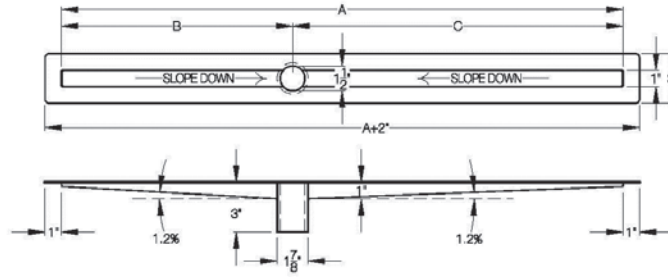
- Recommended for ease of installation

Item Code	Description	Dimensions
EX4SS	Trough Extension (18g 304 stainless steel, 4" x 1 5/8")	4" x 1 5/8"
ILCSS	In-Line Drain Cover Connector (18g 304 stainless steel, 2 1/2" x 1 3/8", 4 1/2" x 1 1/2")	2 1/2" x 1 3/8", 4 1/2" x 1 1/2"
LVB-HM	Leveling Bracket use with Hot Mop	N/A
LVBSL	Adjustable Leveling Bracket - Long (per ea., 16g cold rolled steel, 6" x 3" x 1-1/2")	6" x 3" x 1 1/2"
LVBSS	Adjustable Leveling Bracket - Short (per ea., 16g cold rolled steel, 2 1/2" x 3" x 1 1/2")	2 1/2" x 3" x 1 1/2"
NH2-15	Two Band Coupling (2" x 1-1/2")	2" - 1 1/2"
NH2-2	Two Band Coupling (2" x 2")	2" - 2"
PLBSS	Placement Bracket (per ea., 20g galvanized steel, 3/4" x 11 3/32")	3/4" x 11 3/32"
SP	PVC Stackable Spacer kit fits 1/2" to 7/8"	1/2" - 7/8"
SP-12	Spacer 1/2" Tall (per ea., 18g 304 stainless steel, 1/2" x 1 3/8" x 3/4")	1/2" x 1 3/8" x 3/4"
SP1	Spacer 1" Tall (per ea., 18g 304 stainless steel, 1" x 1 3/8" x 3/4")	1" x 1 3/8" x 3/4"
SP1-12	Spacer 1-1/2" Tall (per ea., 18g 304 stainless steel, 1 1/2" x 1 3/8" x 3/4")	1 1/2" x 1 3/8" x 3/4"
SP1-34	Spacer 1-3/4" Tall (per ea., 18g 304 stainless steel, 1 3/4" x 1 3/8" x 3/4")	1 3/4" x 1 3/8" x 3/4"
SP2-12	Spacer 2-1/2" Tall (per ea., 18g 304 stainless steel, 2 1/2" x 1 3/8" x 3/4")	2-1/2" x 1 3/8" x 3/4"
SP-58T	Spacer 5/8" Tall (per ea., 18g 304 stainless steel, 5/8" x 1 3/8" x 3/4")	5/8" x 1 3/8" x 3/4"
SP-34T	Spacer 3/4" Tall (per ea., 18g 304 stainless steel, 3/4" x 1 3/8" x 3/4")	3/4" x 1 3/8" x 3/4"
SP1T	Spacer 1" Tall (per ea., 18g 304 stainless steel, 1" x 1 3/8" x 3/4")	1" x 1 3/8" x 3/4"
SP1-12T	Spacer 1-1/2" Tall (per ea., 18g 304 stainless steel, 1 1/2" x 1 3/8" x 3/4")	1 1/2" x 1 3/8" x 3/4"
SP1-34T	Spacer 1-3/4" Tall (per ea., 18g 304 stainless steel, 1 3/4" x 1 3/8" x 3/4")	1 3/4" x 1 3/8" x 3/4"
SP2-12T	Spacer 2-1/2" Tall (per ea., 18g 304 stainless steel, 2 1/2" x 1 3/8" x 3/4")	2 1/2" x 1 3/8" x 3/4"
HOTMD23-ABS	Hot Mop Drain - ABS (two-part clamping ring drain for 2" and 3" waste lines)	N/A
HOTMD23-CI	Hot Mop Drain - Cast Iron (two-part clamping ring drain for 2" waste lines)	N/A
TMPS1/2	Tamper Resistant Screw for Use with SP1/2	N/A
TMPS1-1/2	Tamper Resistant Screw for Use with SP1-1/2	N/A
TMPS1-3/4	Tamper Resistant Screw for Use with SP1-3/4	N/A
TMPS1	Tamper Resistant Screw for Use with SP1	N/A

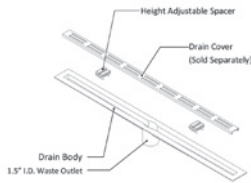


# PROLINE

## ProLine Sink Drain Dimensions



### Step 1: Choose ProLine Sink Drain Body



Resinous Drains

### Sink Drain

- The ProLine Sink Drain body is made of 18 gauge 316L stainless steel with a fully sloped trough and has a 1.5" waste outlet centered
- Not suitable for floor drains

Item Code	Description	A-B-C-D Dimensions	Includes
PLD18S1	Drain Body: 18" trough, 20" total length. Waste outlet centered. <b>18" drain cover required.</b>	18-9-9-20	(2) Height Adjustable Spacers

### Step 2: Choose ProLine Sink Drain Cover

### Cover Options

Item Code	Description	Finish	Dimensions
COSMO18	Drain Cover – Cosmo 18" Long. Req. w/PLD18S1	BRUSHED	18" x 1 1/2" x 3/8"
COSMO18-P	Drain Cover – Cosmo 18" Long. Req. w/PLD18S1	POLISHED	18" x 1 1/2" x 3/8"
STREAM18	Drain Cover – Stream 18" Long. Req. w/PLD18S1	BRUSHED	18" x 1 1/2" x 3/8"
LINES18	Drain Cover – Lines 18" Long. Req. w/PLD18S1	BRUSHED	18" x 1 1/2" x 3/8"
LINES18-P	Drain Cover – Lines 18" Long. Req. w/PLD18S1	POLISHED	18" x 1 1/2" x 3/8"
ELEMENT18	Drain Cover – Element 18" Long. Req. w/PLD18S1	BRUSHED	18" x 1 1/2" x 3/8"
ELEMENT18-P	Drain Cover – Element 18" Long. Req. w/PLD18S1	POLISHED	18" x 1 1/2" x 3/8"
VERTICAL18	Drain Cover – Vertical 18" Long. Req. w/PLD18S1	BRUSHED	18" x 1 1/2" x 3/8"
VERTICAL18-P	Drain Cover – Vertical 18" Long. Req. w/PLD18S1	POLISHED	18" x 1 1/2" x 3/8"
HORIZONTAL18	Drain Cover – Horizontal 18" Long. Req. w/PLD18S1	BRUSHED	18" x 1 1/2" x 3/8"
HORIZONTAL18-P	Drain Cover – Horizontal 18" Long. Req. w/PLD18S1	POLISHED	18" x 1 1/2" x 3/8"
TILEIN18	Drain Cover – Tile-In 18" Long. Req. w/PLD18S1	BRUSHED	18" x 1 1/2" x 3/8"

**PROLINE**



**Liquid Waterproofing Accessory**

- Sheet waterproofing accessories

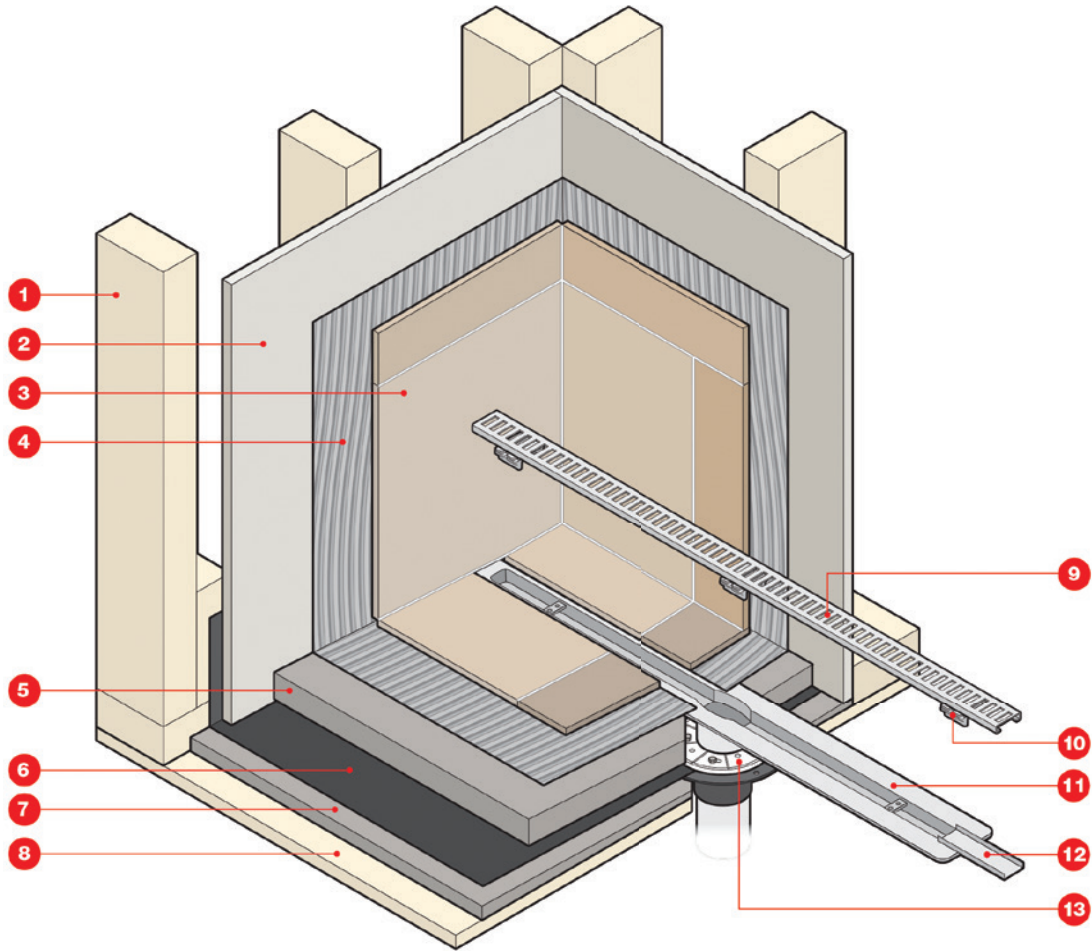
Item Code	Description
QDMUS	QuickDrain Modified Urethane Sealant (10 oz.)
SLCC-LM	ShowerLine Non-Woven Curb Cover for Use with Liquid Membrane
SLIC-LM	ShowerLine Non-Woven Inside Corner for Use with Liquid Membrane
SLOC-LM	ShowerLine Non-Woven Outside Corner for Use with Liquid Membrane
SLRT-LM	ShowerLine Reinforcement Fabric for Use with Liquid Membrane (6" x 45' roll)

**ProLine in use**



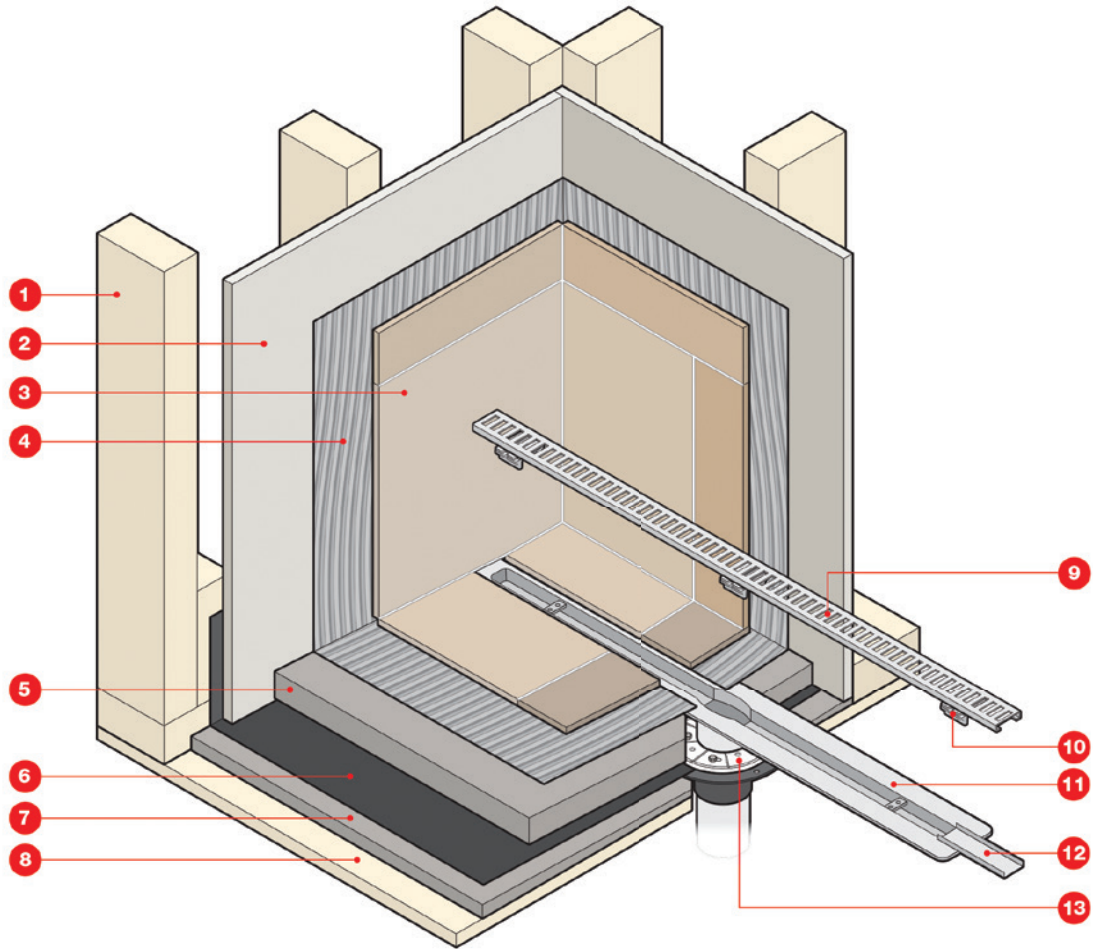


### ProLine Drain Installation Using Hot Mop Waterproofing



- |                                    |                         |
|------------------------------------|-------------------------|
| <b>1</b> Stud Wall                 | <b>9</b> Drain Cover    |
| <b>2</b> Wall Board                | <b>10</b> Spacer        |
| <b>3</b> Wall Tile and Grout       | <b>11</b> Drain Body    |
| <b>4</b> Thinset (for wall tile)   | <b>12</b> Extension     |
| <b>5</b> Reinforced Concrete Slope | <b>13</b> Hot Mop Drain |
| <b>6</b> Hot Mop                   |                         |
| <b>7</b> Preslope                  |                         |
| <b>8</b> Subfloor                  |                         |

ProLine Drain Installation Using PVC, CPE Liner

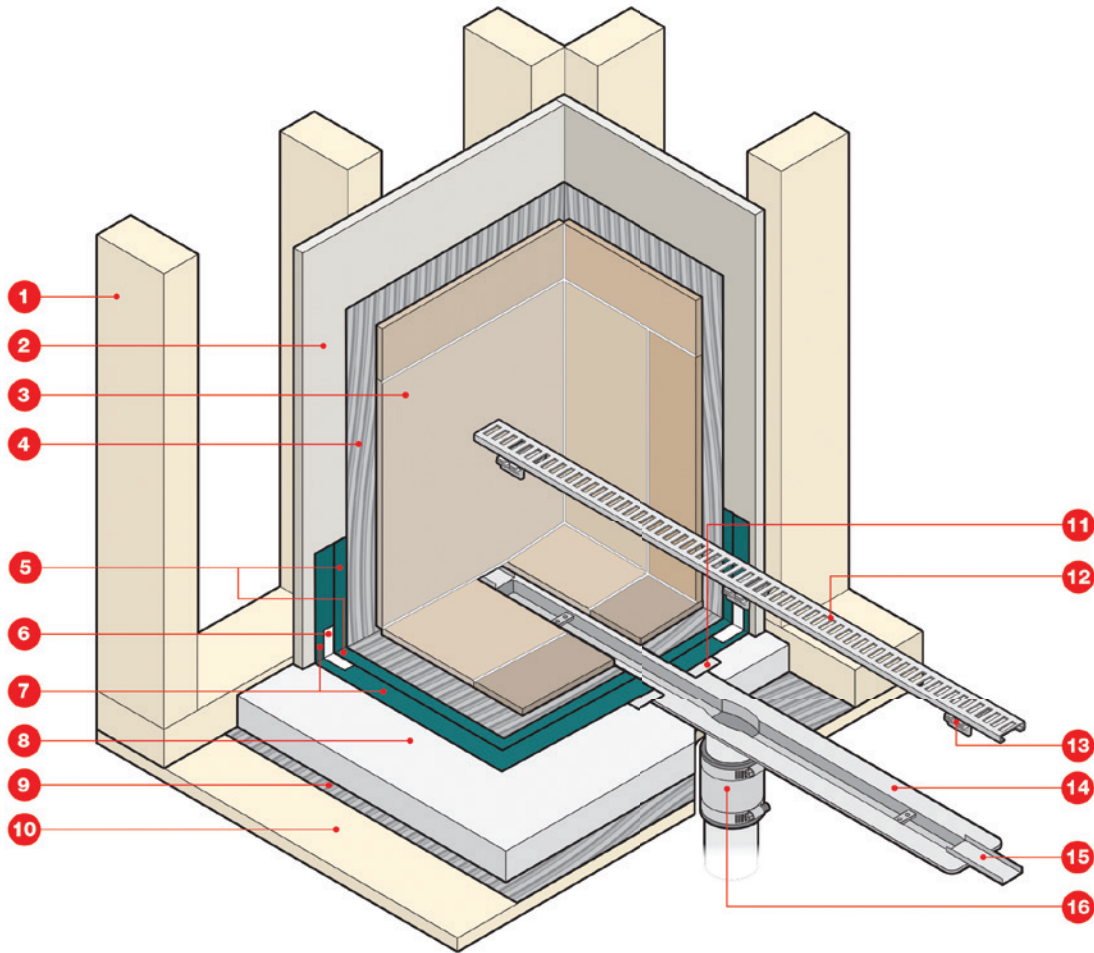


- |                                    |  |
|------------------------------------|--|
| <b>1</b> Stud Wall                 | <b>9</b> Drain Cover                   |
| <b>2</b> Wall Board                | <b>10</b> Spacer                       |
| <b>3</b> Wall Tile and Grout       | <b>11</b> Drain Body                   |
| <b>4</b> Thinset (for wall tile)   | <b>12</b> Extension                    |
| <b>5</b> Reinforced Concrete Slope | <b>13</b> Two-part Clamping Ring Drain |
| <b>6</b> PVC, Chloraloy Liner      |  |
| <b>7</b> Preslope                  |  |
| <b>8</b> Subfloor                  |  |



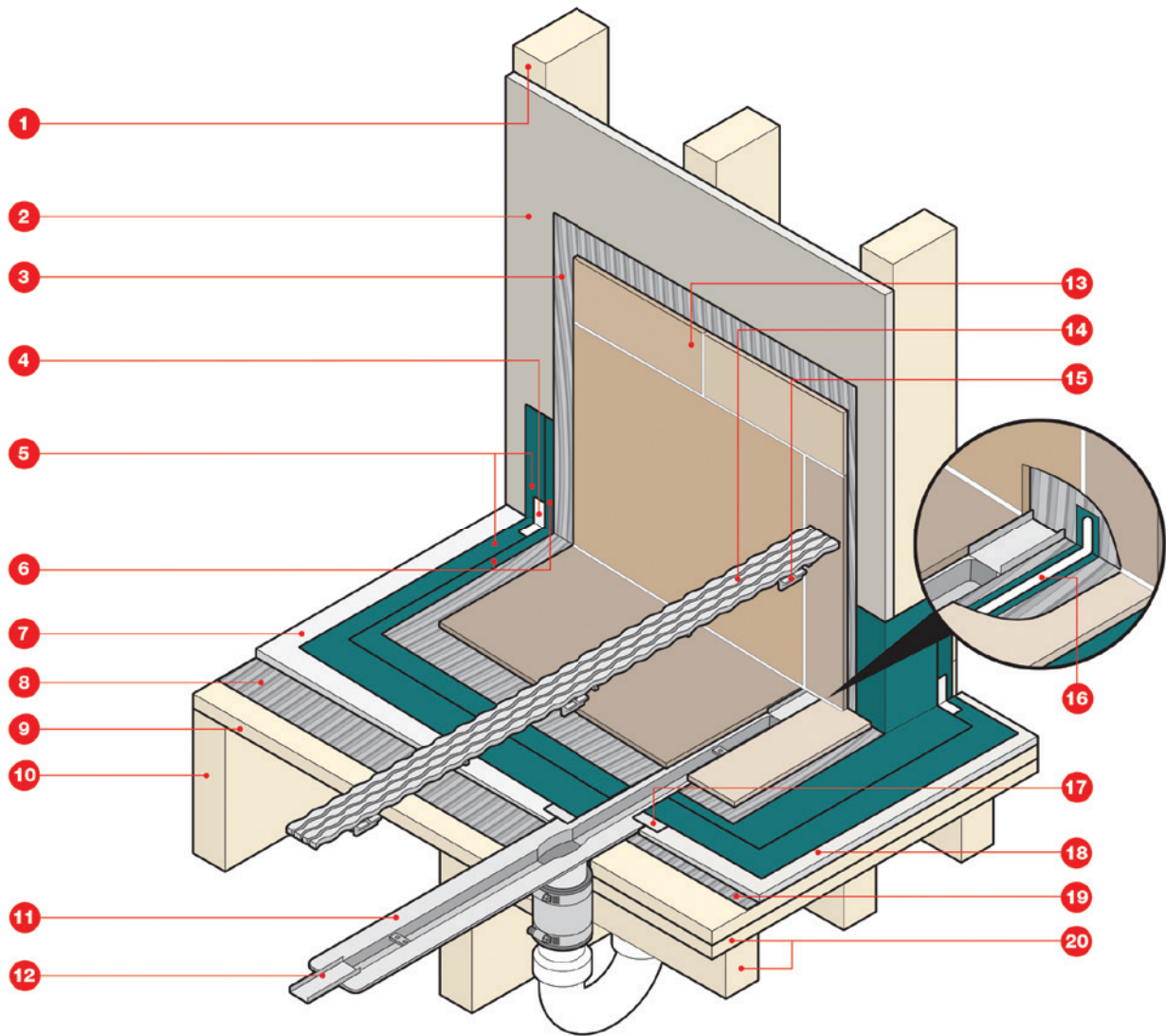


### ProLine Drain Installation Using Liquid Waterproofing



- |   |                             |
|---|-----------------------------|
| <b>1</b> Stud Wall                            | <b>11</b> Transition Fabric |
| <b>2</b> Wall Board                           | <b>12</b> Drain Cover       |
| <b>3</b> Wall Tile and Grout                  | <b>13</b> Spacer            |
| <b>4</b> Thinset (for wall tile)              | <b>14</b> Drain Body        |
| <b>5</b> Second Layer of Liquid Waterproofing | <b>15</b> Extension         |
| <b>6</b> Reinforcing Fabric                   | <b>16</b> Two Band Coupling |
| <b>7</b> First Layer of Liquid Waterproofing  |                             |
| <b>8</b> Quick Slope                          |                             |
| <b>9</b> Thinset                              |                             |
| <b>10</b> Subfloor                            |                             |

ADA (Curbless) Installation Using ProLine Drain with Liquid Waterproofing



- |  |                                    |
|--|------------------------------------|
| 1 Stud Wall                            | 13 Wall Tile and Grout             |
| 2 Wall Board                           | 14 Drain Cover                     |
| 3 Thinset (for wall tile)              | 15 Height Adjustable Spacer        |
| 4 Reinforcing Fabric                   | 16 Capillary Break                 |
| 5 First Layer of Liquid Waterproofing  | 17 Transition Fabric               |
| 6 Second Layer of Liquid Waterproofing | 18 De-coupling Crack-isolation Mat |
| 7 Quick Slope                          | 19 Thinset                         |
| 8 Thinset                              | 20 Blocking (wood floor)           |
| 9 Subfloor                             |                                    |
| 10 Floor Joists (wood floor)           |                                    |
| 11 Drain Body                          |                                    |
| 12 Trough Extension                    |                                    |



# PROLINE

PLANNING STEPS: Customer/Job \_\_\_\_\_ Date \_\_\_\_\_

Please sketch Dimensions and Drain Location.

### Ordering Steps for ProLine

Email to [orders@quickdrainusa.com](mailto:orders@quickdrainusa.com) or [insidesales@oatey.com](mailto:insidesales@oatey.com).

**ProLine drain bodies are composed of 316L Stainless Steel (Marine Grade Stainless Steel) and ship with a Topical Liquid Waterproofing kit. Installer will provide the actual liquid.**

- |   |  |
|---|--|
| 1) Pick your ProLine Body rough opening measurements are in bold print. (backer board to backer board)  | Drain Body Size: _____ Qty: _____  |
| 2) Select your cover and finish. The required cover length is included in the ProLine body description. Model numbers consist of pattern and length. Example: (Cosmo40) Cosmo Pattern 40" in length.                    | Cover Length & Pattern _____<br>Finish: P=Polished Stainless Steel or<br>no following letter =Brushed Stainless Steel  |
| 3) The QuickSlope pan pieces or kits are determined by the drain body size. QuickSlope kits are composed of PET foam (recylced water and soda bottles) PL pan kits have the drain body model number that it works with. | PLPAN# _____ PL pans are designed for a curbed installation or tub to shower conversion if a Curbless or Zero entry is required a ShowerLine ADA pan kit can be used |

Please feel free to contact us at [insidesales@oatey.com](mailto:insidesales@oatey.com) if you require any assistance. The following information will be required in order to prepare you Bill of Materials sheet.

- 1) Will this be a Curbed or Curb-less installation
- 2) Dimensions of shower pan Backer to Backer Board, Frame to Frame or Finished or Finished tile wall.
- 3) Drain location

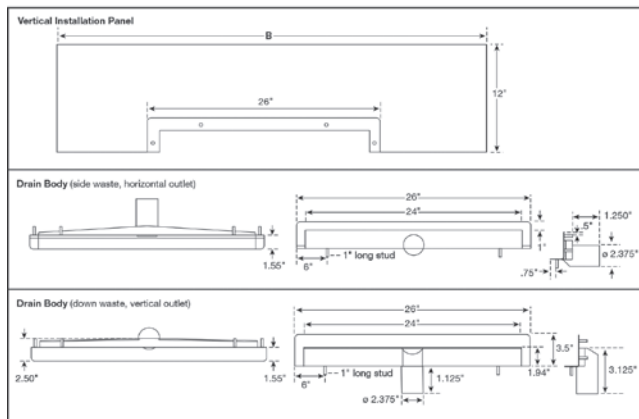
Flow rates are as follows:

Drains installed at the entry can handle 5gpm if a higher flow rate is required. Drains can be connected to one another.

Drains installed at the Back-Wall or Curbed method can handle 10gpm

# WALLDRAIN

## WallDrain Dimensions



### Step 1: Choose WallDrain Body Kit



WallDrain Assembly

### Wall Drain

- WallDrain body
- All WallDrain linear drain bodies are made of 18 gauge 316L stainless steel with fully sloped troughs
- All WallDrain kits include waterproofing accessories

Item Code	Description	Includes/Dimensions
WALLD48	WallDrain Assembly, Drain Cover included. Drain Trough 24" - Drain Total Length 26". Vertical waste outlet centered. <b>Fits RO 26"-48"</b>	(1) Vertical Installation Panel, (1) Adjustment Panel: Adjustment Panel Base, Magnet Cover & Tile Edging & Screw, (5) Magnets, (1) Tilein48 Drain Cover, (2) Drain Extensions, (2) Standoffs, (8) Furring Strips, (6) WD Nut and Washer (1) Reinforcement Fabric, (2) Inside Corners, (2) Outside Corners, (1) Transition Tape, (1) Two Band Coupling, (1) Cover Removal Key
WALLD48-SWO	WallDrain Assembly, Drain Cover included. Drain Trough 24" - Drain Total Length 26". Side waste outlet centered. <b>Fits RO 26"-48"</b>	(1) Vertical Installation Panel, (1) Adjustment Panel: Adjustment Panel Base, Magnet Cover & Tile Edging, (5) Magnets, & Screw (1) Tilein48 Drain Cover, (2) Drain Extensions, (2) Standoffs, (8) Furring Strips, (6) WD Nut and Washer (1) Reinforcement Fabric, (2) Inside Corners, (2) Outside Corners, (1) Transition Tape, (1) Two Band Coupling, (1) Cover Removal Key
WALLD72	WallDrain Assembly, Drain Cover included. Drain Trough 24" - Drain Total Length 26". Vertical waste outlet centered. <b>Fits RO 26"-72"</b>	(1) Vertical Installation Panel, (1) Adjustment Panel: Adjustment Panel Base, Magnet Cover & Tile Edging, (5) Magnets, (1) Tilein72 Drain Cover, (2) Drain Extensions, (2) Standoffs, (8) Furring Strips, (6) WD Nut and Washer (1) Reinforcement Fabric, (2) Inside Corners, (2) Outside Corners, (1) Transition Tape, (1) Two Band Coupling, (1) Cover Removal Key
WALLD72-SWO	WallDrain Assembly, Drain Cover included. Drain Trough 24" - Drain Total Length 26". Side waste outlet centered. <b>Fits RO 26"-72"</b>	(1) Vertical Installation Panel, (1) Adjustment Panel: Adjustment Panel Base, Magnet Cover & Tile Edging, & Screw (5) Magnets, (1) Tilein72 Drain Cover, (2) Drain Extensions, (2) Standoffs, (8) Furring Strips, (6) WD Nut and Washer (1) Reinforcement Fabric, (2) Inside Corners, (2) Outside Corners, (1) Transition Tape, (1) Two Band Coupling, (1) Cover Removal Key
WALLD96	WallDrain Assembly, (2) Drain Covers included. (2) Drain Trough 24" - Drain Total Length 26". Vertical waste outlet centered. <b>Fits RO 56"-96"</b>	(2) Vertical Installation Panels, (2) Adjustment Panels: Adjustment Panel Base, Magnet Cover & Tile Edging, & Screw (10) Magnets, (2) Tilein48 Drain Covers, (2) Drain Extensions, (1) Drain Connector, (4) Standoffs, (16) Furring Strips, (6) WD Nut and Washer (1) Reinforcement Fabric, (2) Inside Corners, (2) Outside Corners, (1) Transition Tape, (2) Two Band Couplings, (1) Cover Removal Key
WALLD96-SWO	WallDrain Assembly, (2) Drain Covers included. (2) Drain Trough 24" - Drain Total Length 26". Side waste outlet centered. <b>Fits RO 56"-96"</b>	(2) Vertical Installation Panels, (2) Adjustment Panels: Adjustment Panel Base, Magnet Cover & Tile Edging, & Screw (10) Magnets, (2) Tilein48 Drain Covers, (2) Drain Extensions, (1) Drain Connector, (4) Standoffs, (16) Furring Strips, (6) WD Nut and Washer (1) Reinforcement Fabric, (2) Inside Corners, (2) Outside Corners, (1) Transition Tape, (2) Two Band Couplings, (1) Cover Removal Key
WALLD144	WallDrain Assembly, (2) Drain Covers included. (2) Drain Trough 24" - Drain Total Length 26". Side waste outlet centered. <b>Fits RO 96"-144"</b>	(2) Vertical Installation Panels, (2) Adjustment Panels: Adjustment Panel Base, Magnet Cover & Tile Edging, & Screw (10) Magnets, (2) Tilein72 Drain Covers, (2) Drain Extensions, (1) Drain Connector, (4) Standoffs, (16) Furring Strips, (6) WD Nut and Washer (1) Reinforcement Fabric, (2) Inside Corners, (2) Outside Corners, (1) Transition Tape, (2) Two Band Couplings, (1) Cover Removal Key
WALLD144-SWO	WallDrain Assembly, (2) Drain Covers included (2) Drain Trough 24" - Drain Total Length 26". Side waste outlet centered. <b>Fits RO 96"-144"</b>	(2) Vertical Installation Panels, (2) Adjustment Panels: Adjustment Panel Base, Magnet Cover & Tile Edging, & Screw (10) Magnets, (2) Tilein72 Drain Covers, (2) Drain Extensions, (1) Drain Connector, (4) Standoffs, (16) Furring Strips, (6) WD Nut and Washer (1) Reinforcement Fabric, (2) Inside Corners, (2) Outside Corners, (1) Transition Tape, (2) Two Band Couplings, (1) Cover Removal Key



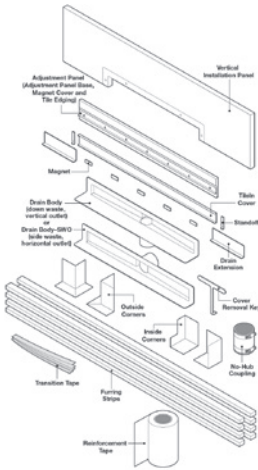
# WALLDRAIN

### WallDrain Pan Kits

- WallDrain shower pan kits

Item Code	Description	Includes	Dimensions
WDPAN4858	WallDrain Horizontal Panel Pan 48" x 58"	(1) WDHIP48, (3) SLQS1652, (1) SLCURB, (5) CURBLAG	48" x 58"
WDPAN7258	WallDrain Horizontal Panel Pan 72" x 58"	(1)WDHIP72, (4.5) SLQS1652, (1.5) SLCURB, (7) CURBLAG	72" x 58"
WDPAN9658	WallDrain Horizontal Panel Pan 96" x 58"	(2) WDHIP48, (6) SLQS1652, (2) SLCURB, (10) CURBLAG	96" x 58"

### WallDrain Assembly



### WallDrain Accessories

- WallDrain - drain and installation accessories

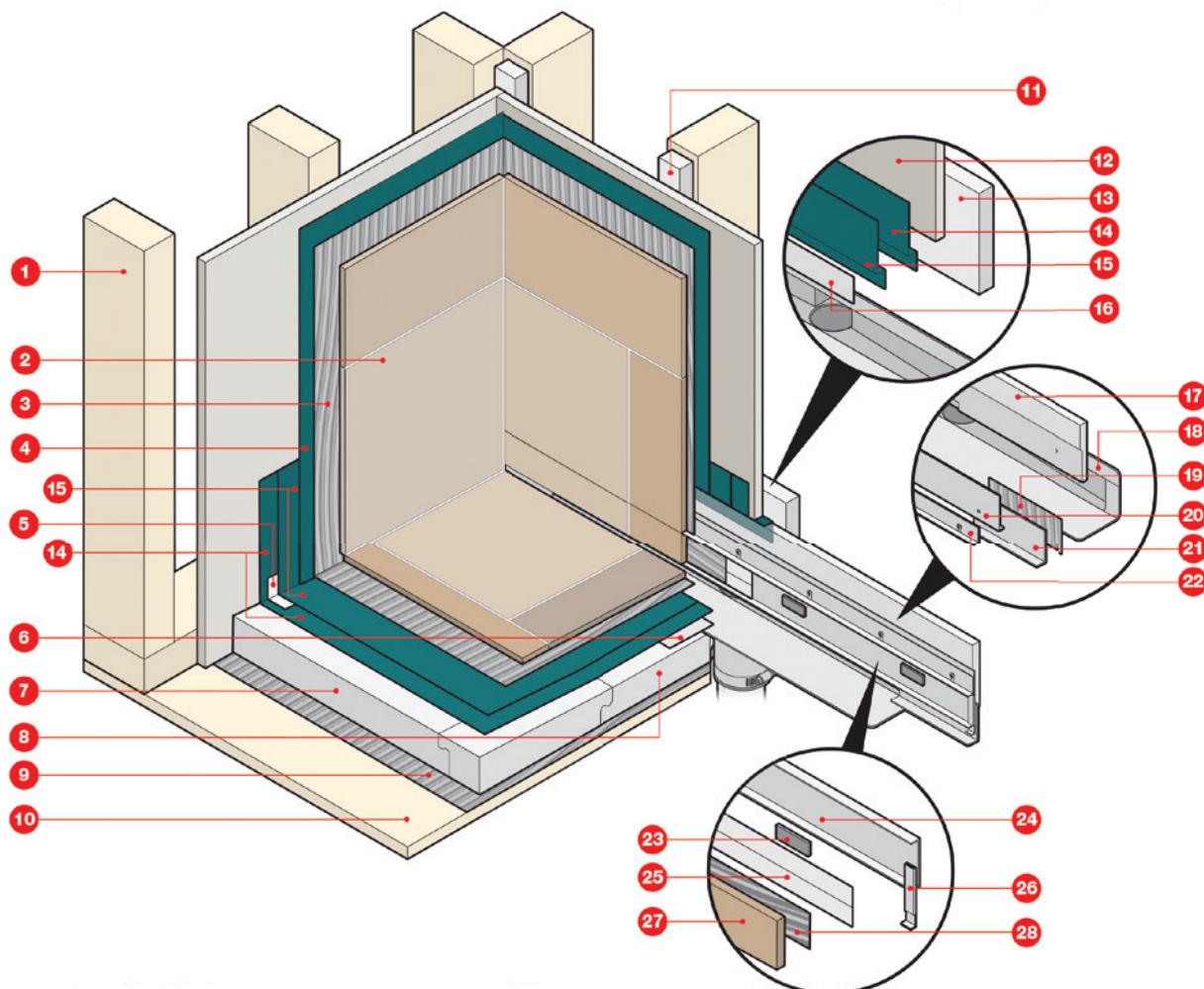
Item Code	Description
WDB	WallDrain Bracket
WDCRK	WallDrain Cover Removal Key
WDDC24	WallDrain Cover Connector 24"
WDEXT24	WallDrain Extension 24"
WDFS	WallDrain Furring Strip
WDHIP48	WallDrain Horizontal Installation Panel 48"
WDHIP72	WallDrain Horizontal Installation Panel 72"
WDMAGTHICK	WallDrain Magnet Thick
WDMAGTHIN	WallDrain Magnet Thin
WDMC48	WallDrain Magnet Cover 48"
WDSTANDOFF	WallDrain Standoff
WDTE48	WallDrain Tile Edging 48"
WDTE72	WallDrain Tile Edging 72"
WDTES	WallDrain Tile Edging Screw (10 pack)
WDVIP48	WallDrain Vertical Installation Panel 48"
WDVIP72	WallDrain Vertical Installation Panel 72"
WDTIC48	WallDrain Tile-In Cover 48"
WDTIC72	WallDrain Tile-In Cover 72"

### WallDrain in use





### WallDrain with Complete Shower Pan Kit

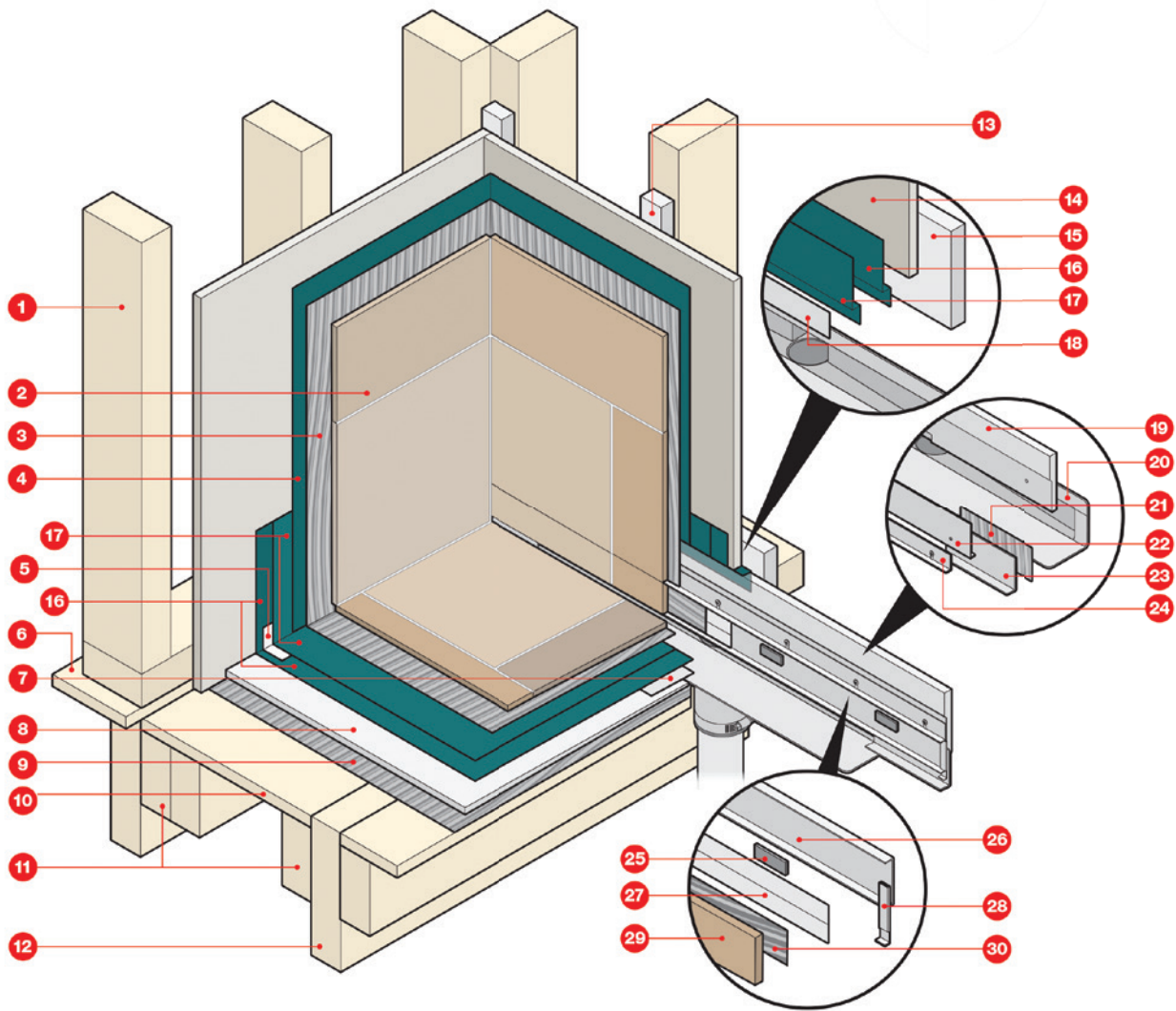


- |                                 |  |
|---------------------------------|--|
| 1 Stud Wall                     | 11 Furring Strips                                  |
| 2 Wall Tile and Grout           | 12 Wall Board                                      |
| 3 Thinset (for wall tile)       | 13 Vertical Installation Panel                     |
| 4 Liquid Wall Waterproofing     | 14 First Layer of Shower Pan Liquid Waterproofing  |
| 5 Reinforcing Fabric            | 15 Second Layer of Shower Pan Liquid Waterproofing |
| 6 Transition Tape               | 16 Transition Tape                                 |
| 7 Interlocking Slope Panels     | 17 Adjustment Panel                                |
| 8 Horizontal Installation Panel | 18 Drain Body                                      |
| 9 Thinset                       | 19 Thinset (for extension)                         |
| 10 Subfloor                     | 20 Magnet Cover                                    |
|                                 | 21 Extension                                       |
|                                 | 22 Tile Edging                                     |
|                                 | 23 Magnet  |
|                                 | 24 Tile-In Cover                                   |
|                                 | 25 Transition Tape                                 |
|                                 | 26 Stand Off                                       |
|                                 | 27 Tile  |
|                                 | 28 Thinset (for Tile-In)                           |



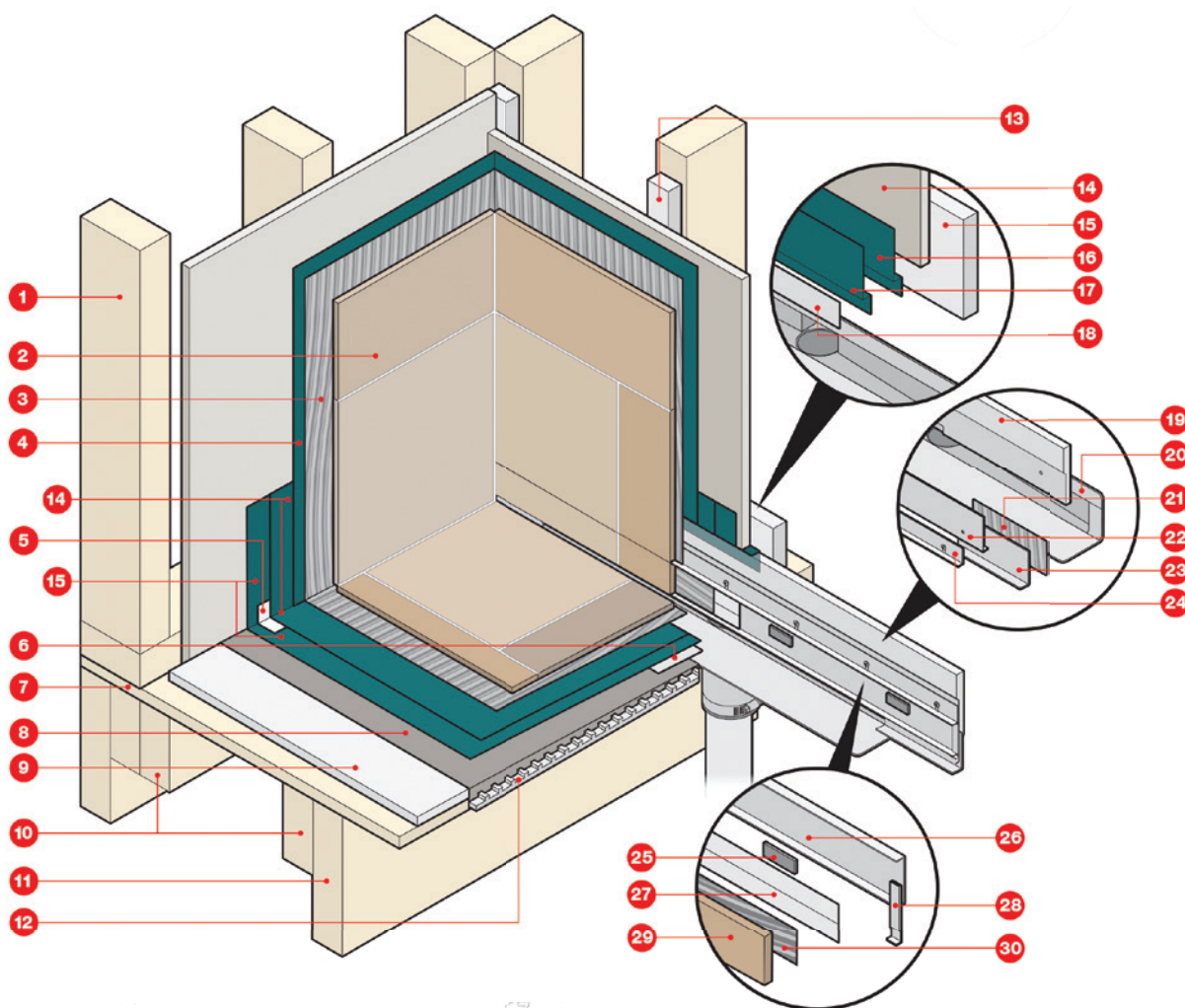


### WallDrain with Recessed Plywood Floor




- |                             |  |
|-----------------------------|--|
| 1 Stud Wall                 | 13 Furring Strips                                  |
| 2 Wall Tile and Grout       | 14 Wall Board                                      |
| 3 Thinset (for wall tile)   | 15 Vertical Installation Panel                     |
| 4 Liquid Wall Waterproofing | 16 First Layer of Shower Pan Liquid Waterproofing  |
| 5 Reinforcing Fabric        | 17 Second Layer of Shower Pan Liquid Waterproofing |
| 6 Transition Tape           | 18 Transition Tape                                 |
| 7 Original Subfloor         | 19 Adjustment Panel                                |
| 8 Slope Panel               | 20 Drain Body                                      |
| 9 Thinset                   | 21 Thinset (for extension)                         |
| 10 Recessed Subfloor        | 22 Magnet Cover                                    |
| 11 Blocking Support         | 23 Extension                                       |
| 12 Floor Joists             | 24 Tile Edging                                     |
|                             | 25 Magnet  |
|                             | 26 Tile-In Cover                                   |
|                             | 27 Transition Tape                                 |
|                             | 28 Stand Off                                       |
|                             | 29 Tile  |
|                             | 30 Thinset (for Tile-In)                           |

### WallDrain with Reinforced Concrete Mortar Bed



- |                             |  |
|-----------------------------|--|
| 1 Stud Wall                 | 13 Furring Strips                                  |
| 2 Wall Tile and Grout       | 14 Wall Board                                      |
| 3 Thinset (for wall tile)   | 15 Vertical Installation Panel                     |
| 4 Liquid Wall Waterproofing | 16 First Layer of Shower Pan Liquid Waterproofing  |
| 5 Reinforcing Fabric        | 17 Second Layer of Shower Pan Liquid Waterproofing |
| 6 Transition Tape           | 18 Transition Tape                                 |
| 7 Original Subfloor         | 19 Adjustment Panel                                |
| 8 Concrete Slope            | 20 Drain Body                                      |
| 9 Wall Board                | 21 Thinset (for extension)                         |
| 10 Blocking Support         | 22 Magnet Cover                                    |
| 11 Floor Joists             | 23 Extension                                       |
| 12 Subfloor                 | 24 Tile Edging                                     |
|                             | 25 Magnet  |
|                             | 26 Tile-In Cover                                   |
|                             | 27 Transition Tape                                 |
|                             | 28 Stand Off                                       |
|                             | 29 Tile  |
|                             | 30 Thinset (for Tile-In)                           |

# 11



## Supply Boxes

Oatey® Supply Boxes can be used in commercial or residential applications that require supply valves and waste drains recessed into the wall. Available configurations include Kitchen, Dishwasher, Ice Maker, Washing Machine, Lavatory, Toilet and Air Admittance Valves. Valves available in Hammer and No-Hammer configurations.



## MODA™ Washing Machine Outlet Boxes


Completely modular and flexible, MODA™ Supply Box System provides infinite solutions for every supply box need.

MODA™ Supply Box System is designed to meet the needs of plumbing contractors for washing machine, ice maker, lavatory, toilet dishwasher, secondary drain, Sure-Vent® Air Admittance Valve, and gas applications. A universal single box platform provides maximum versatility, installation simplicity and rugged reliability. MODA™ Supply Box System is the ultimate solution for speed and flexibility.



- **Layout Versatility:** Separate valve and drain boxes allow paired or split boxes between walls or stud bays to prevent supply/drain crossovers.
- **Fast and Easy Installation:** Easy snap-lock design installs with a single screw. Allows for easy assembly or repositioning on the job and quicker installation.
- **Universal Single Box Platform:** Provides maximum versatility, installation simplicity and rugged reliability. MODA™ Supply Box System is the ultimate solution for speed and flexibility.
- **Easy Maintenance Valve with LocPin™ Feature** (patent-pending): Two piece valve design makes valve replacement easy to repair, without damaging drywall. Valves rated to 150 PSI air and 250 PSI water.

SUPPLY BOXES



#38530 shown



**Quadro® Washing Machine Outlet Boxes**

- 2" drain opening fits PVC or ABS Sch. 40 DWV pipe.
- 1/4 Turn test cap.
- Available in no hammer & hammer option.
- Snap-on Faceplate Frame accommodates up to 1" drywall.
- Box made of high impact polystyrene.
- Top or bottom valve mount.
- 4 support brackets included for mounting.
- Dimensions – Box: 8-3/4" W x 7-1/2" H x 3-5/8" D, Faceplate: 11-3/4" W x 10-1/8" H

STANDARD PACK: Faceplates are pre-assembled on box.

CONTRACTOR PACK: Faceplates are NOT pre-assembled on box (but come separately packed with the box).

Product No.	Description	Ctn. Qty.
<b>No Hammer</b>		
38530	Quadro, 1/4 Turn, Copper – Unassembled – Standard Pack	12
38560	Quadro, 1/4 Turn, Copper – Unassembled – Contractor Pack	12
38529	Quadro, 1/4 Turn, Copper – Unassembled – Display Box	4
38531	Quadro, 1/4 Turn, CPVC – Unassembled – Standard Pack	12
38561	Quadro, 1/4 Turn, CPVC – Unassembled – Contractor Pack	12
38528	Quadro, 1/4 Turn, F1807 – Unassembled – Display Box	4
38532	Quadro, 1/4 Turn, F1807 – Unassembled – Standard Pack	12
38562	Quadro, 1/4 Turn, F1807 – Unassembled – Contractor Pack	12
38533	Quadro, 1/4 Turn, F1960 – Unassembled – Standard Pack	12
38563	Quadro, 1/4 Turn, F1960 – Unassembled – Contractor Pack	12
38551	Quadro, 1/4 Turn, Compression – Unassembled – Standard Pack	12
38330	Quadro, 1/4 Turn, Viega PEX Press – Unassembled – Standard Pack	12
38338	Quadro, 1/4 Turn, Viega PEX Press – Unassembled – Contractor Pack	12
38310	Quadro, 1/4 Turn, Push Connect – Unassembled – Standard Pack	12
38318	Quadro, 1/4 Turn, Push Connect – Unassembled – Contractor Pack	12
38350	Quadro, Single Lever, Viega – Unassembled – Standard Pack	12
38535	Quadro, Single Lever, Copper – Unassembled – Standard Pack	12
38536	Quadro, Single Lever, CPVC – Unassembled – Standard Pack	12
38537	Quadro, Single Lever, F1807 – Unassembled – Standard Pack	12
38538	Quadro, Single Lever, F1960 – Unassembled – Standard Pack	12
38552	Quadro, Boiler Drain, Copper – Unassembled – Standard Pack	12
38553	Quadro, Boiler Drain W/Stop, Copper – Unassembled – Standard Pack	12
38554	Quadro, North American Boiler Drain, Copper – Unassembled – Standard Pack	12
38555	Quadro, 1/4 Turn, Rehau – Unassembled – Standard Pack	12
<b>Hammer</b>		
38540	Quadro, 1/4 Turn, Copper – Unassembled – Standard Pack	12
38541	Quadro, 1/4 Turn, CPVC – Unassembled – Standard Pack	12
38542	Quadro, 1/4 Turn, F1807 – Unassembled – Standard Pack	12
38543	Quadro, 1/4 Turn, F1960 – Unassembled – Standard Pack	12
38331	Quadro, 1/4 Turn, Viega PEX Press – Unassembled – Standard Pack	12
38339	Quadro, 1/4 Turn, Viega PEX Press – Unassembled – Contractor Pack	12
38311	Quadro, 1/4 Turn, Push Connect – Unassembled – Standard Pack	12
38319	Quadro, 1/4 Turn, Push Connect – Unassembled – Contractor Pack	12
38545	Quadro, Single Lever, Copper – Unassembled – Standard Pack	12
38546	Quadro, Single Lever, CPVC – Unassembled – Standard Pack	12
38547	Quadro, Single Lever, F1807 – Unassembled – Standard Pack	12
38548	Quadro, Single Lever, F1960 – Unassembled – Standard Pack	12
38351	Quadro, Single Lever, Viega PEX Press – Unassembled – Standard Pack	12
<b>Accessories</b>		
38460	Quadro, DWV test Cap and Gauge	1
38576	Quadro, Test Cap	12
38577	Quadro, Hub/O-Ring	24
38941	Quadro, Plastic Faceplate	12
38768	Brackets, 4" Long Plastic	12
38648	Brackets, 12" Long Plastic	12
38550	Quadro, Plain Box, No Valves – Unassembled – Standard Pack	12



All MODA boxes come with faceplates, side brackets and protective sticker.

MODA Drain Boxes also come with a tool-free quarter turn test plug.

Denotes Fire-Rated


## MODA™ Washing Machine Outlet Boxes – Two Valve Box + Standard Drain Box

- Universal faceplate is compatible with all MODA boxes.
- Unique interlocking wing flanges accommodate on-stud, straddle-stud and three-box installation.
- Tough PVC construction and no transition cement needed when solvent welding PVC.
- Two piece valve design with LocPin™ makes repairing valves easy without damaging drywall.
- Dimensions (each box) – Box: 8" W x 4.85" H x 3.38" D Faceplate: 6" W x 6.45" H x 1.25" D
- Fire-Rated boxes are Warnock Hersey certified, for 1-hour and 2-hour fire-rated walls and include metal brackets to provide additional support and hold in place under extreme temperatures.

Product No.	Description	Ctn. Qty.
<b>No Hammer</b>		
37601	MODA Washing Machine, Copper (Male), Standard	12
37617	MODA Washing Machine, Copper (Male), Contractor	12
37350	MODA Washing Machine, Copper (Male), Standard	1
37603	MODA Washing Machine, F1807 PEX (Brass), Standard	12
37619	MODA Washing Machine, F1807 PEX (Brass), Contractor	12
37351	MODA Washing Machine, F1807 PEX (Brass), Standard	1
37604	MODA Washing Machine, F2159/F1807 PEX (PPSU,) Standard	12
37620	MODA Washing Machine, F2159/F1807 PEX (PPSU), Contractor	12
37352	MODA Washing Machine, F2159/F1807 PEX (PPSU), Standard	1
37605	MODA Washing Machine, F1960 PEX (Brass), Standard	12
37621	MODA Washing Machine, F1960 PEX (Brass), Contractor	12
37353	MODA Washing Machine, F1960 PEX (Brass), Standard	1
37606	MODA Washing Machine, F1960 PEX (PPSU), Standard	12
37622	MODA Washing Machine, F1960 PEX (PPSU), Contractor	12
37354	MODA Washing Machine, F1960 PEX (PPSU), Standard	1
37602	MODA Washing Machine, CPVC (Male), Standard	12
37618	MODA Washing Machine, CPVC (Male), Contractor	12
37355	MODA Washing Machine, CPVC (Male), Standard	1
37608	MODA Washing Machine, Push Connect, Standard	12
37356	MODA Washing Machine, Push Connect, Standard	1
<b>Hammer</b>		
37609	MODA Washing Machine, Copper (Male), Standard	12
37625	MODA Washing Machine, Copper (Male), Contractor	12
37357	MODA Washing Machine, Copper (Male), Standard	1
37611	MODA Washing Machine, F1807 PEX (Brass), Standard	12
37627	MODA Washing Machine, F1807 PEX (Brass,) Contractor	12
37358	MODA Washing Machine, F1807 PEX (Brass), Standard	1
37612	MODA Washing Machine, F2159/F1807 PEX (PPSU), Standard	12
37628	MODA Washing Machine, F2159/F1807 PEX (PPSU), Contractor	12
37359	MODA Washing Machine, F2159/F1807 PEX (PPSU), Standard	1
37613	MODA Washing Machine, F1960 PEX (Brass), Standard	12
37629	MODA Washing Machine, F1960 PEX (Brass), Contractor	12
37360	MODA Washing Machine, F1960 PEX (Brass), Standard	1
37614	MODA Washing Machine, F1960 PEX (PPSU), Standard	12
37630	MODA Washing Machine, F1960 PEX (PPSU), Contractor	12
37361	MODA Washing Machine, F1960 PEX (PPSU), Standard	1
37610	MODA Washing Machine, CPVC (Male), Standard	12
37626	MODA Washing Machine, CPVC (Male), Contractor	12
37362	MODA Washing Machine, CPVC (Male), Standard	1
37616	MODA Washing Machine, Push Connect, Standard	12
37363	MODA Washing Machine, Push Connect, Standard	1



## SUPPLY BOXES



#37546 shown



All MODA boxes come with faceplates, side brackets and protective sticker.

MODA Drain Boxes also come with a tool-free quarter turn test plug.

### MODA™ Washing Machine Outlet Boxes – Single Box (Two Valve + Drain)

- One universal faceplate is compatible with all MODA boxes.
- Unique interlocking wing flanges accommodate on-stud, straddle-stud and three-box installation.
- Tough PVC construction and no transition cement needed when solvent welding PVC.
- Two piece valve design with LocPin™ makes repairing valves easy without damaging drywall.
- Dimensions – Box: 8" W x 4.85" H x 3.38" D Faceplate: 6" W x 6.45" H x 1.25" D

Product No.	Description	Ctn. Qty.
<b>No Hammer</b>		
37540	MODA Washing Machine, Copper (Male), Standard	12
37541	MODA Washing Machine, F1807 PEX (Brass) Standard	12
37542	MODA Washing Machine, F2159/F1807 PEX (PPSU) Standard	12
37543	MODA Washing Machine, F1960 PEX (Brass) Standard	12
37544	MODA Washing Machine, F1960 PEX (PPSU) Standard	12
37545	MODA Washing Machine, CPVC (Male) Standard	12
37546	MODA Washing Machine, Push Connect Standard	12
<b>Hammer</b>		
37550	MODA Washing Machine, Copper (Male), Standard	12
37551	MODA Washing Machine, F1807 PEX (Brass) Standard	12
37552	MODA Washing Machine, F2159/F1807 PEX (PPSU) Standard	12
37553	MODA Washing Machine, F1960 PEX (Brass) Standard	12
37554	MODA Washing Machine, F1960 PEX (PPSU) Standard	12
37555	MODA Washing Machine, CPVC (Male) Standard	12
37556	MODA Washing Machine, Push Connect Standard	12

## SUPPLY BOXES



#37707 shown



All MODA boxes come with faceplates, side brackets and protective sticker.

MODA Drain Boxes also come with a tool-free quarter turn test plug.

Denotes Fire-Rated

### MODA™ Ice Maker Supply Boxes – One Valve Box

- One universal faceplate is compatible with all MODA boxes.
- Unique interlocking wing flanges accommodate on-stud, straddle-stud and three-box installation.
- Tough PVC construction and no transition cement needed when solvent welding PVC.
- Two piece valve design with LocPin™ makes repairing valves easy without damaging drywall.
- Dimensions – Box: 8" W x 4.85" H x 3.38" D Faceplate: 6" W x 6.45" H x 1.25" D
- Fire-Rated boxes are Warnock Hersey certified, for 1-hour and 2-hour fire-rated walls and include metal brackets to provide additional support and hold in place under extreme temperatures.

Product No.	Description	Ctn. Qty.
<b>No Hammer</b>		
37679	MODA Ice Maker, Copper (Male), Standard	12
37695	MODA Ice Maker, Copper (Male), Contractor	12
37378	MODA Ice Maker, Copper (Male), Standard	1
37681	MODA Ice Maker, F1807 PEX (Brass), Standard	12
37697	MODA Ice Maker, F1807 PEX (Brass), Contractor	12
37379	MODA Ice Maker, F1807 PEX (Brass), Standard	1
37682	MODA Ice Maker, F2159/F1807 PEX (PPSU), Standard	12
37698	MODA Ice Maker, F2159/F1807 PEX (PPSU), Contractor	12
37380	MODA Ice Maker, F2159/F1807 PEX (PPSU), Standard	1
37683	MODA Ice Maker, F1960 PEX (Brass), Standard	12
37699	MODA Ice Maker, F1960 PEX (Brass), Contractor	12
37381	MODA Ice Maker, F1960 PEX (Brass), Standard	1
37684	MODA Ice Maker, F1960 PEX (PPSU), Standard	12
37700	MODA Ice Maker, F1960 PEX (PPSU), Contractor	12
37382	MODA Ice Maker, F1960 PEX (PPSU), Standard	1
37680	MODA Ice Maker, CPVC (Male), Standard	12
37696	MODA Ice Maker, CPVC (Male), Contractor	12
37383	MODA Ice Maker, CPVC (Male), Standard	1
37686	MODA Ice Maker, Push Connect, Standard	12
37384	MODA Ice Maker, Push Connect, Standard	1
<b>Hammer</b>		
37687	MODA Ice Maker, Copper (Male), Standard	12
37703	MODA Ice Maker, Copper (Male), Contractor	12
37385	MODA Ice Maker, Copper (Male), Standard	1
37689	MODA Ice Maker, F1807 PEX (Brass), Standard	12
37705	MODA Ice Maker, F1807 PEX (Brass), Contractor	12
37386	MODA Ice Maker, F1807 PEX (Brass), Standard	1
37690	MODA Ice Maker, F2159/F1807 PEX (PPSU), Standard	12
37706	MODA Ice Maker, F2159/F1807 PEX (PPSU), Contractor	12
37387	MODA Ice Maker, F2159/F1807 PEX (PPSU), Standard	1
37691	MODA Ice Maker, F1960 PEX (Brass), Standard	12
37707	MODA Ice Maker, F1960 PEX (Brass), Contractor	12
37388	MODA Ice Maker, F1960 PEX (Brass), Standard	1
37692	MODA Ice Maker, F1960 PEX (PPSU), Standard	12
37708	MODA Ice Maker, F1960 PEX (PPSU), Contractor	12
37389	MODA Ice Maker, F1960 PEX (PPSU), Standard	1
37688	MODA Ice Maker, CPVC (Male), Standard	12
37704	MODA Ice Maker, CPVC (Male), Contractor	12
37390	MODA Ice Maker, CPVC (Male), Standard	1
37694	MODA Ice Maker, Push Connect, Standard	12
37391	MODA Ice Maker, Push Connect, Standard	1



#37902 shown





All MODA boxes come with faceplates, side brackets and protective sticker.

MODA Drain Boxes also come with a tool-free quarter turn test plug.

 Denotes Fire-Rated

**MODA™ Toilet or Dishwasher Supply Boxes – One Valve Box**

- One universal faceplate is compatible with all MODA boxes.
- Unique interlocking wing flanges accommodate on-stud, straddle-stud and three-box installation.
- Tough PVC construction and no transition cement needed when solvent welding PVC.
- Two piece valve design with LocPin™ makes repairing valves easy without damaging drywall.
- Dimensions – Box: 8" W x 4.85" H x 3.38" D Faceplate: 6" W x 6.45" H x 1.25" D
- Fire-Rated boxes are Warnock Hersey certified, for 1-hour and 2-hour fire-rated walls and include metal brackets to provide additional support and hold in place under extreme temperatures.

Product No.	Description	Ctn. Qty.
<b>No Hammer</b>		
37897	MODA Toilet / Dishwasher, Copper (Male), Standard	12
37420	 MODA Toilet / Dishwasher, Copper (Male), Standard	1
37899	MODA Toilet / Dishwasher, F1807 PEX (Brass), Standard	12
37421	 MODA Toilet / Dishwasher, F1807 PEX (Brass), Standard	1
37900	MODA Toilet / Dishwasher, F2159/F1807 PEX (PPSU), Standard	12
37422	 MODA Toilet / Dishwasher, F2159/F1807 PEX (PPSU), Standard	1
37901	MODA Toilet / Dishwasher, F1960 PEX (Brass), Standard	12
37423	 MODA Toilet / Dishwasher, F1960 PEX (Brass), Standard	1
37902	MODA Toilet / Dishwasher, F1960 PEX (PPSU), Standard	12
37424	 MODA Toilet / Dishwasher, F1960 PEX (PPSU), Standard	1
37898	MODA Toilet / Dishwasher, CPVC (Male), Standard	12
37425	 MODA Toilet / Dishwasher, CPVC (Male), Standard	1
37904	MODA Toilet / Dishwasher, Push Connect, Standard	12
36426	 MODA Toilet / Dishwasher, Push Connect, Standard	1
<b>Hammer</b>		
37905	MODA Toilet / Dishwasher, Copper (Male), Standard	12
37427	 MODA Toilet / Dishwasher, Copper (Male), Standard	1
37907	MODA Toilet / Dishwasher, F1807 PEX (Brass), Standard	12
37428	 MODA Toilet / Dishwasher, F1807 PEX (Brass), Standard	1
37908	MODA Toilet / Dishwasher, F2159/F1807 PEX (PPSU), Standard	12
37429	 MODA Toilet / Dishwasher, F2159/F1807 PEX (PPSU), Standard	1
37909	MODA Toilet / Dishwasher, F1960 PEX (Brass), Standard	12
37430	 MODA Toilet / Dishwasher, F1960 PEX (Brass), Standard	1
37910	MODA Toilet / Dishwasher, F1960 PEX (PPSU), Standard	12
37431	 MODA Toilet / Dishwasher, F1960 PEX (PPSU), Standard	1
37906	MODA Toilet / Dishwasher, CPVC (Male), Standard	12
37432	 MODA Toilet / Dishwasher, CPVC (Male), Standard	1
37912	MODA Toilet / Dishwasher, Push Connect, Standard	12
37433	 MODA Toilet / Dishwasher, Push Connect, Standard	1



#37757 shown



All MODA boxes come with faceplates, side brackets and protective sticker.

MODA Drain Boxes also come with a tool-free quarter turn test plug.


Denotes Fire-Rated

## MODA™ Lavatory Supply Boxes – Two Valve Box

- One universal faceplate is compatible with all MODA boxes.
- Unique interlocking wing flanges accommodate on-stud, straddle-stud and three-box installation.
- Tough PVC construction and no transition cement needed when solvent welding PVC.
- Two piece valve design with LocPin™ makes repairing valves easy without damaging drywall.
- Dimensions – Box: 8" W x 4.85" H x 3.38" D Faceplate: 6" W x 6.45" H x 1.25" D
- Fire-Rated boxes are Warnock Hersey certified, for 1-hour and 2-hour fire-rated walls and include metal brackets to provide additional support and hold in place under extreme temperatures.

Product No.	Description	Ctn. Qty.
<b>No Hammer</b>		
37741	MODA Lavatory, Copper (Male), Standard	12
37757	MODA Lavatory, Copper (Male), Contractor	12
37392	MODA Lavatory, Copper (Male), Standard	1
37743	MODA Lavatory, F1807 PEX (Brass), Standard	12
37759	MODA Lavatory, F1807 PEX (Brass), Contractor	12
37393	MODA Lavatory, F1807 PEX (Brass), Standard	1
37744	MODA Lavatory, F2159/F1807 PEX (PPSU), Standard	12
37760	MODA Lavatory, F2159/F1807 PEX (PPSU), Contractor	12
37394	MODA Lavatory, F2159/F1807 PEX (PPSU), Standard	1
37745	MODA Lavatory, F1960 PEX (Brass), Standard	12
37761	MODA Lavatory, F1960 PEX (Brass), Contractor	12
37395	MODA Lavatory, F1960 PEX (Brass), Standard	1
37746	MODA Lavatory, F1960 PEX (PPSU), Standard	12
37762	MODA Lavatory, F1960 PEX (PPSU), Contractor	12
37396	MODA Lavatory, F1960 PEX (PPSU), Standard	1
37742	MODA Lavatory, CPVC (Male), Standard	12
37758	MODA Lavatory, CPVC (Male), Contractor	12
37397	MODA Lavatory, CPVC (Male), Standard	1
37748	MODA Lavatory, Push Connect, Standard	12
37398	MODA Lavatory, Push Connect, Standard	1
<b>Hammer</b>		
37749	MODA Lavatory, Copper (Male), Standard	12
37765	MODA Lavatory, Copper (Male), Contractor	12
37399	MODA Lavatory, Copper (Male), Standard	1
37751	MODA Lavatory, F1807 PEX (Brass), Standard	12
37767	MODA Lavatory, F1807 PEX (Brass), Contractor	12
37400	MODA Lavatory, F1807 PEX (Brass), Standard	1
37752	MODA Lavatory, F2159/F1807 PEX (PPSU), Standard	12
37768	MODA Lavatory, F2159/F1807 PEX (PPSU), Contractor	12
37401	MODA Lavatory, F2159/F1807 PEX (PPSU), Standard	1
37753	MODA Lavatory, F1960 PEX (Brass), Standard	12
37769	MODA Lavatory, F1960 PEX (Brass), Contractor	12
37402	MODA Lavatory, F1960 PEX (Brass), Standard	1
37754	MODA Lavatory, F1960 PEX (PPSU), Standard	12
37770	MODA Lavatory, F1960 PEX (PPSU), Contractor	12
37403	MODA Lavatory, F1960 PEX (PPSU), Standard	1
37750	MODA Lavatory, CPVC (Male), Standard	12
37766	MODA Lavatory, CPVC (Male), Contractor	12
37404	MODA Lavatory, CPVC (Male), Standard	1
37756	MODA Lavatory, Push Connect, Standard	12
37405	MODA Lavatory, Push Connect, Standard	1

SUPPLY BOXES



#37822 shown



**MODA™ Kitchen Supply Boxes – Two Valve Box + One Valve Box**

- One universal faceplate is compatible with all MODA boxes.
- Unique interlocking wing flanges accommodate on-stud, straddle-stud and three-box installation.
- Tough PVC construction and no transition cement needed when solvent welding PVC.
- Two piece valve design with LocPin™ makes repairing valves easy without damaging drywall.
- Dimensions (each box) – Box: 8" W x 4.85" H x 3.38" D Faceplate: 6" W x 6.45" H x 1.25" D
- Fire-Rated boxes are Warnock Hersey certified, for 1-hour and 2-hour fire-rated walls and include metal brackets to provide additional support and hold in place under extreme temperatures.

All MODA boxes come with faceplates, side brackets and protective sticker.

MODA Drain Boxes also come with a tool-free quarter turn test plug.

Denotes Fire-Rated

Product No.	Description	Ctn. Qty.
<b>Lavatory Non-Hammer + Dishwasher Hammer</b>		
37819	MODA Kitchen, Copper (Male), Standard	12
37406	MODA Kitchen, Copper (Male), Standard	1
37821	MODA Kitchen, F1807 PEX (Brass), Standard	12
37407	MODA Kitchen, F1807 PEX (Brass), Standard	1
37822	MODA Kitchen, F2159/F1807 PEX (PPSU), Standard	12
37408	MODA Kitchen, F2159/F1807 PEX (PPSU), Standard	1
37823	MODA Kitchen, F1960 PEX (Brass), Standard	12
37409	MODA Kitchen, F1960 PEX (Brass), Standard	1
37824	MODA Kitchen, F1960 PEX (PPSU), Standard	12
37410	MODA Kitchen, F1960 PEX (PPSU), Standard	1
37820	MODA Kitchen, CPVC (Male), Standard	12
37411	MODA Kitchen, CPVC (Male), Standard	1
37826	MODA Kitchen, Push Connect, Standard	12
37412	MODA Kitchen, Push Connect, Standard	1
<b>Lavatory Hammer + Dishwasher Hammer</b>		
37827	MODA Kitchen, Copper (Male), Standard	12
37413	MODA Kitchen, Copper (Male), Standard	1
37829	MODA Kitchen, F1807 PEX (Brass), Standard	12
37414	MODA Kitchen, F1807 PEX (Brass), Standard	1
37830	MODA Kitchen, F2159/F1807 PEX (PPSU), Standard	12
37415	MODA Kitchen, F2159/F1807 PEX (PPSU), Standard	1
37831	MODA Kitchen, F1960 PEX (Brass), Standard	12
37416	MODA Kitchen, F1960 PEX (Brass), Standard	1
37832	MODA Kitchen, F1960 PEX (PPSU), Standard	12
37417	MODA Kitchen, F1960 PEX (PPSU), Standard	1
37828	MODA Kitchen, CPVC (Male), Standard	12
37418	MODA Kitchen, CPVC (Male), Standard	1
37834	MODA Kitchen, Push Connect, Standard	12
37419	MODA Kitchen, Push Connect, Standard	1



#37985 shown




## MODA™ Secondary Drain Kits + Accessories – Secondary Drain Kits

- One universal faceplate is compatible with all MODA boxes.
- Unique interlocking wing flanges accommodate on-stud, straddle-stud and three-box installation.
- Tough PVC construction and no transition cement needed when solvent welding PVC.
- 90% time savings compared to traditional installation. Eliminates need to transition pipe type.
- Approved air gap per IAPMO PS 65.
- Dimensions – Box: 8" W x 4.85" H x 3.38" D Faceplate: 6" W x 6.45" H x 1.25" D

Product No.	Size	Description	Ctn. Qty.
37557	1/2"	MODA Secondary Drain Kit, Copper (Male), Standard	12
37985	1/2"	MODA Secondary Drain Kit, F1807 PEX (Brass), Standard	12
37986	1/2"	MODA Secondary Drain Kit, F1960 PEX (Brass), Standard	12
37558	1/2"	MODA Secondary Drain Kit, CPVC (Male), Standard	12
37559	3/4"	MODA Secondary Drain Kit Copper (Male), Standard	12
37987	3/4"	MODA Secondary Drain Kit, F1807 PEX (Brass), Standard	12
37988	3/4"	MODA Secondary Drain Kit, F1960 PEX (Brass), Standard	12

\*Designed to be paired with single washing machine box



#37973 shown



## MODA™ Plain Boxes

- One universal faceplate is compatible with all MODA boxes. Every plain box comes with faceplate and side brackets.
- Unique interlocking wing flanges accommodate on-stud, straddle-stud and three-box installation.
- Tough PVC construction and no transition cement needed when solvent welding PVC.
- Fire-Rated boxes are Warnock Hersey certified, for 1-hour and 2-hour fire-rated walls and include metal brackets to provide additional support and hold in place under extreme temperatures.

Product No.	Description	Ctn. Qty.
37971	MODA Plain Box, 1 Valve Port, Standard	12
37972	MODA Plain Box, 2 Valve Port, Standard	12
37970	MODA Plain Box, Standard Drain, Standard	12
37450	MODA Plain Box, Standard Drain	1
37973	MODA Plain Box, Drain + Aux Port, Standard	12
37974	MODA Plain Box, Drain + 2 Aux Port, Standard	12



### SUPPLY BOXES



#37560 shown

All MODA boxes come with faceplates, side brackets and protective sticker.

Denotes Fire-Rated

#### MODA™ Gas Supply Boxes

- Recessed MODA Gas Box provides a clean finished installation for all gas appliance needs.
- Can be used in residential, commercial, and industrial direct connect applications, including gas range, wall heater, water heater, garage heater supply, furnaces, laundry washers and dryers.
- Fits with the existing MODA Box System.
- Dimensions – Box: 8" W x 4.85" H x 3.38" D Faceplate: 6" W x 6.45" H x 1.25" D
- Fire-Rated boxes are Warnock Hersey certified, for 1-hour and 2-hour fire-rated walls and include metal brackets to provide additional support and hold in place under extreme temperatures.

Product No.	Size	Description	Ctn. Qty.
37560	1/2"	MODA Gas Supply Box, 1/2" NPT Valve	1
37446	1/2"	MODA Gas Supply Box, 1/2" NPT Valve	1
37561	3/4"	MODA Gas Supply Box, 3/4" NPT Valve	1
37447	3/4"	MODA Gas Supply Box, 3/4" NPT Valve	1
37562	1/2"	NPT Valve + Adapter + Test Plug + Locknut Only, Single	1
37563	3/4"	NPT Valve + Adapter + Test Plug + Locknut Only, Single	1
37564	N/A	Plain Box, No Valves, Single	1



#37981 shown



#### MODA™ Sure-Vent® Air Admittance Valve Box

- One universal faceplate is compatible with all MODA boxes.
- Unique interlocking wing flanges accommodates on-stud, straddle-stud and three-box installation.
- Tough PVC construction and no transition cement needed when solvent welding PVC.
- Quarter turn adapter with gasket maintains an air-tight seal.
- Includes faceplate and louvered faceplate insert.
- Dimensions – Box: 8" W x 4.85" H x 3.38" D Faceplate: 6" W x 6.45" H x 1.25" D
- Fire-Rated boxes are Warnock Hersey certified, for 1-hour and 2-hour fire-rated walls and include metal brackets to provide additional support and hold in place under extreme temperatures.

Product No.	Description	Ctn. Qty.
37981	MODA Sure-Vent® Air Admittance Valve, Standard	12
37434	MODA Sure-Vent® Air Admittance Valve	1

## SUPPLY BOXES



#37532 shown



#37533 shown



#37534 shown



#37501 and 37510 shown



All MODA boxes come with faceplates, side brackets and protective sticker.

MODA Drain Boxes also come with a tool-free quarter turn test plug.

Denotes Fire-Rated

### MODA™ Components + Valves

• A range of MODA accessories are available, from faceplates and brackets to faceplate inserts and box extensions.


Product No.	Description	Ctn. Qty.
<b>MODA™ Accessories</b>		
37531	MODA Faceplate	12
37532	MODA Faceplate Insert - Solid	12
37533	MODA Faceplate Insert - Semi-Cover	12
37534	MODA Faceplate Insert - Louvered	12
37535	MODA Plastic Bracket	12
37453	MODA Large Metal Bracket	6
37454	MODA L - Bracket	12
35971	MODA Secondary Drain, Condensate Test Plug	6
38576	MODA DWV Quarter Turn Test Plug	12
37536	MODA Secondary Drainage Funnel	12
37537	MODA Sure-Vent Adapter	12
37538	MODA Valve Clip Cover	12
37539	MODA Center Support	12
37529	MODA Debris Cover Sticker	12
37565	MODA Box Extension	6

### MODA™ Valves

- Two piece valve design with LocPin makes repairing valves easy without damaging drywall.
- Valves available with and without hammer arrestors.
- Valves CVPC listed and hammer arrestors are ASSE1010 compliant.

37500	MODA Valve Top + Clip, WMOB, NoHam, Gray Handle, Cold	1
37501	MODA Valve Top + Clip, WMOB, NoHam, Gray Handle, Hot	1
37502	MODA Valve Top + Clip, WMOB, Ham, Gray Handle, Cold	1
37503	MODA Valve Top + Clip, WMOB, Ham, Gray Handle, Hot	1
37504	MODA Valve Top + Clip, Utility, NoHam, Gray Handle, Cold	1
37505	MODA Valve Top + Clip, Utility, NoHam, Gray Handle, Hot	1
37506	MODA Valve Top + Clip, Utility, Ham, Gray Handle, Cold	1
37507	MODA Valve Top + Clip, Utility, Ham, Gray Handle, Hot	1
37508	MODA Valve Top + Clip, IMOB, No Hammer	1
37509	MODA Valve Top + Clip, IMOB, Hammer	1
37510	MODA 1/2" Copper Tailpiece Adapter Male	1
37511	MODA 1/2" Brass F1807 Tailpiece Adapter	1
37512	MODA 1/2" Brass F1960 Tailpiece Adapter	1
37513	MODA 1/2" Plastic F2159 Tailpiece Adapter	1
37514	MODA 1/2" Plastic F1960 Tailpiece Adapter	1
37515	MODA 1/2" CPVC Tailpiece Adapter Male	1
37516	MODA 3/4" Copper Tailpiece Adapter Male	1
37517	MODA 3/4" Brass F1807 Tailpiece Adapter	1
37518	MODA 3/4" Brass F1960 Tailpiece Adapter	1
38294	Hot/Cold Valve Temperature Indicator Clips (12 Red, 12 Blue)	24

## SUPPLY BOXES



#38100 shown



*STANDARD PACK: Faceplates are pre-assembled on box.*

*CONTRACTOR PACK: Faceplates are NOT pre-assembled on box (but come separately packed with the box).*



#38101 shown



#38294 shown

### Centro II Washing Machine Outlet Boxes

- Compact size takes up less space.
- Made of PVC.
- Knockout drain cap.
- Available with installed or uninstalled valves, with or without hammer arrestors.
- Two support brackets.
- Available in a wide-variety of tailpiece configurations and packaging options.
- Dimensions – Box: 8" W x 4-3/4" H x 3" D Faceplate: 10" W x 6-3/4" H

Product No.	Size	Description	Ctn. Qty.
<b>No Hammer</b>			
38100		Centro II, 1/4 Turn, Copper – Assembled – Standard Pack	12
38108		Centro II, 1/4 Turn, Copper – Unassembled – Standard Pack	12
38150		Centro II, 1/4 Turn, Copper – Assembled – Contractor Pack	12
38102		Centro II, 1/4 Turn, CPVC – Assembled – Standard Pack	12
38110		Centro II, 1/4 Turn, CPVC – Unassembled – Standard Pack	12
38153		Centro II, 1/4 Turn, CPVC – Assembled – Contractor Pack	12
38104		Centro II, 1/4 Turn, F1807 – Assembled – Standard Pack	12
38112		Centro II, 1/4 Turn, F1807 – Unassembled – Standard Pack	12
38151		Centro II, 1/4 Turn, F1807 – Assembled – Contractor Pack	12
38106		Centro II, 1/4 Turn, F1960 – Assembled – Standard Pack	12
38114		Centro II, 1/4 Turn, F1960 – Unassembled – Standard Pack	12
38152		Centro II, 1/4 Turn, F1960 – Assembled – Contractor Pack	12
38334		Centro II, 1/4 Turn, Viega PEX Press – Assembled – Standard Pack	12
38342		Centro II, 1/4 Turn, Viega PEX Press – Assembled – Contractor Pack	12
38314		Centro II, 1/4 Turn, Push Connect – Assembled – Standard Pack	12
38322		Centro II, 1/4 Turn, Push Connect – Assembled – Contractor Pack	12
<b>Hammer</b>			
38101		Centro II, 1/4 Turn, Copper – Assembled – Standard Pack	12
38109		Centro II, 1/4 Turn, Copper – Unassembled – Standard Pack	12
38154		Centro II, 1/4 Turn, Copper – Assembled – Contractor Pack	12
38103		Centro II, 1/4 Turn, CPVC – Assembled – Standard Pack	12
38111		Centro II, 1/4 Turn, CPVC – Unassembled – Standard Pack	12
38157		Centro II, 1/4 Turn, CPVC – Assembled – Contractor Pack	12
38105		Centro II, 1/4 Turn, F1807 – Assembled – Standard Pack	12
38113		Centro II, 1/4 Turn, F1807 – Unassembled – Standard Pack	12
38155		Centro II, 1/4 Turn, F1807 – Assembled – Contractor Pack	12
38107		Centro II, 1/4 Turn, F1960 – Assembled – Standard Pack	12
38115		Centro II, 1/4 Turn, F1960 – Unassembled – Standard Pack	12
38156		Centro II, 1/4 Turn, F1960 – Assembled – Contractor Pack	12
38335		Centro II, 1/4 Turn, Viega PEX Press – Assembled – Standard Pack	12
38343		Centro II, 1/4 Turn, Viega PEX Press – Assembled – Contractor Pack	12
38315		Centro II, 1/4 Turn, Push Connect – Assembled – Standard Pack	12
38323		Centro II, 1/4 Turn, Push Connects – Assembled – Contractor Pack	12
<b>Accessories</b>			
38381		Centro II, Plastic Faceplate	12
38383		Brackets 12" Long Plastic	12
38294		Hot/Cold Temperature Indicator Clips for Supply Valves (12 Red, 12 Blue)	24
38121		Centro II, Plain Box – Standard Pack	12



#38201 shown



*STANDARD PACK: Faceplates are pre-assembled on box.*

*CONTRACTOR PACK: Faceplates are NOT pre-assembled on box (but come separately packed with the box).*

## 2 x 4 Washing Machine Outlet Boxes

- Ability to attach water lines from bottom or top.
- Mount for condensate line.
- Multiple knockout drain caps.
- Direct stud mount capability.
- Snap-on faceplate frame accommodates up to 1" drywall.
- Two support brackets and direct stud mounts for easy mounting.
- Box, faceplate, and brackets made from PVC.
- Dimensions – Box: 8-7/8" W x 7" H x 3-3/4" D Faceplate: 12" W x 8-1/2" H

Product No.	Description	Ctn. Qty.
<b>No Hammer</b>		
38201	2x4 WMOB, 1/4 Turn, Copper – Assembled – Standard Pack	12
38261	2x4 WMOB, 1/4 Turn, Copper – Unassembled – Standard Pack	12
38240	2x4 WMOB, 1/4 Turn, Copper – Assembled – Contractor Pack	12
38205	2x4 WMOB, 1/4 Turn, CPVC – Assembled – Standard Pack	12
38243	2x4 WMOB, 1/4 Turn, CPVC – Assembled – Contractor Pack	12
38209	2x4 WMOB, 1/4 Turn, F1807 – Assembled – Standard Pack	12
38266	2x4 WMOB, 1/4 Turn, CPVC – Unassembled – Standard Pack	12
38269	2x4 WMOB, 1/4 Turn, F1807 – Unassembled – Standard Pack	12
38241	2x4 WMOB, 1/4 Turn, F1807 – Assembled – Contractor Pack	12
38216	2x4 WMOB, 1/4 Turn, F1960 – Assembled – Standard Pack	12
38242	2x4 WMOB, 1/4 Turn, F1960 – Assembled – Contractor Pack	12
38336	2x4 WMOB, 1/4 Turn, Viega PEX Press – Assembled – Standard Pack	12
38344	2x4 WMOB, 1/4 Turn, Viega PEX Press – Assembled – Contractor Pack	12
38316	2x4 WMOB, 1/4 Turn, Push Connect – Assembled – Standard Pack	12
38324	2x4 WMOB, 1/4 Turn, Push Connect – Assembled – Contractor Pack	12
38200	2x4 WMOB, Single Lever, Copper – Assembled – Standard Pack	12
38262	2x4 WMOB, Single Lever, Copper – Unassembled – Standard Pack	12
38204	2x4 WMOB, Single Lever, CPVC – Assembled – Standard Pack	12
38208	2x4 WMOB, Single Lever, F1807 – Assembled – Standard Pack	12
38268	2x4 WMOB, Single Lever, F1807 – Unassembled – Standard Pack	12
38215	2x4 WMOB, Single Lever, F1960 – Assembled – Standard Pack	12
38352	2x4 WMOB, Single Lever, Viega PEX Press – Assembled – Standard Pack	12
<b>Hammer</b>		
38203	2x4 WMOB, 1/4 Turn, Copper – Assembled – Standard Pack	12
38244	2x4 WMOB, 1/4 Turn, Copper – Assembled – Contractor Pack	12
38207	2x4 WMOB, 1/4 Turn, CPVC – Assembled – Standard Pack	12
38267	2x4 WMOB, 1/4 Turn, CPVC – Unassembled – Standard Pack	12
38247	2x4 WMOB, 1/4 Turn, CPVC – Assembled – Contractor Pack	12
38212	2x4 WMOB, 1/4 Turn, F1807 – Assembled – Standard Pack	12
38245	2x4 WMOB, 1/4 Turn, F1807 – Assembled – Contractor Pack	12
38219	2x4 WMOB, 1/4 Turn, F1960 – Assembled – Standard Pack	12
38246	2x4 WMOB, 1/4 Turn, F1960 – Assembled – Contractor Pack	12
38337	2x4 WMOB, 1/4 Turn, Viega PEX Press – Standard Pack	12
38345	2x4 WMOB, 1/4 Turn, Viega PEX Press – Assembled – Contractor Pack	12
38317	2x4 WMOB, 1/4 Turn, Push Connect – Assembled – Standard Pack	12
38325	2x4 WMOB, 1/4 Turn, Push Connect – Assembled – Contractor Pack	12
38202	2x4 WMOB, Single Lever, Copper – Assembled – Standard Pack	12
38206	2x4 WMOB, Single Lever, CPVC – Assembled – Standard Pack	12
38264	2x4 WMOB, Single Lever, CPVC – Unassembled – Standard Pack	12
38211	2x4 WMOB, Single Lever, F1807 – Assembled – Standard Pack	12
38271	2x4 WMOB, Single Lever, F1807 – Unassembled – Standard Pack	12
38218	2x4 WMOB, Single Lever, F1960 – Assembled – Standard Pack	12
<b>Accessories</b>		
38250	2x4, Plain Box w/ Plastic Faceplate, No Valves - Standard Pack	12
38290	2x4 Plastic Faceplate	12
38291	2x4 Plastic Brackets, 8" long	24
38292	2x4 Secondary Line Connector	12
38293	2x4 Plug	12
38294	Hot/Cold Temperature Indicator Clips for Supply Valves (12 Red, 12 Blue)	24
38295	Single Lever Handle Connector	12
38296	2x4 – THIS IS NOT A DRAIN – Warning Sticker	50



#38645 shown



*STANDARD PACK: Faceplates are pre-assembled on box.*

*CONTRACTOR PACK: Faceplates are NOT pre-assembled on box (but come separately packed with the box).*

### The Eliminator® Washing Machine Outlet Boxes

- Allows single connection to drain washing machine hose, AC condensate, water softener, discharge and/or humidifier lines.
- Engineered clamping system to support discharge lines.
- 4 support brackets.
- Install in up to 24" stud bay.
- Top mount knockouts.
- High impact polystyrene.
- Dimensions – Box: 10-1/2" W x 6-1/4" H x 3-3/4" D Faceplate: 12-3/4" W X 8-3/4" H

Product No.	Description	Ctn. Qty.
<b>No Hammer</b>		
38630	Eliminator, 1/4 Turn, Copper, Bottom Mount – Assembled – Standard Pack	12
38631	Eliminator, 1/4 Turn, Copper, Top Mount – Assembled – Standard Pack	12
38637	Eliminator, 1/4 Turn, CPVC, Bottom Mount – Assembled – Standard Pack	12
38633	Eliminator, 1/4 Turn, F1807, Bottom Mount – Assembled – Standard Pack	12
38671	Eliminator, 1/4 Turn, F1807, Top Mount – Assembled – Contractor Pack	12
38644	Eliminator, 1/4 Turn, F1960, Bottom Mount – Assembled – Contractor Pack	12
38645	Eliminator, 1/4 Turn, F1960, Top Mount – Assembled – Standard Pack	12
38665	Eliminator, 1/4 Turn, F1960, Top Mount – Assembled – Contractor Pack	12
38354	Eliminator, 1/4 Turn, Viega PEX Press – Assembled – Top Mount – Standard Pack	12
38355	Eliminator, 1/4 Turn, Viega PEX Press, Bottom Mount – Assembled – Standard Pack	12
38634	Eliminator, Single Lever, Copper, Bottom Mount – Assembled – Standard Pack	12
38635	Eliminator, Single Lever, F1807, Bottom Mount – Assembled – Standard Pack	12
38651	Eliminator, Single Lever, F1960, Bottom Mount – Assembled – Standard Pack	12
<b>Hammer</b>		
38642	Eliminator, 1/4 Turn, Copper, Bottom Mount – Assembled – Standard Pack	12
38652	Eliminator, 1/4 Turn, CPVC, Bottom Mount – Assembled – Standard Pack	12
38656	Eliminator, 1/4 Turn, CPVC, Top Mount – Assembled – Standard Pack	12
38657	Eliminator, 1/4 Turn, F1807, Top Mount – Assembled – Contractor Pack	12
38669	Eliminator, 1/4 Turn, F1960, Bottom Mount – Assembled – Standard Pack	12
38658	Eliminator, 1/4 Turn, F1960, Top Mount – Assembled – Contractor Pack	12
38356	Eliminator, 1/4 Turn, Viega PEX Press, Top Mount – Assembled – Standard Pack	12
38357	Eliminator, 1/4 Turn, Viega PEX Press, Bottom Mount – Assembled – Standard Pack	12
38676	Eliminator, 1/4 Turn, F1960, Top Mount – Assembled – Standard Pack	12
38667	Eliminator, Single Lever, F1960, Bottom Mount – Assembled – Standard Pack	12
<b>Accessories</b>		
38640	Plain Box, No Valves	12
38649	Plastic Faceplate	12
38646	Plastic Steeple Clamp	6
38768	Brackets 4" Long Plastic	12
38648	Brackets 12" Long Plastic	12



#38981 shown



## Metal Washing Machine Outlet Boxes

- Allows left or right hand drain.
- 2 metal support brackets.
- 2" drain opening – rubber coupling, solvent weld or threaded.
- Box made of 20 gauge steel.
- Dimensions – Box: 9" W x 6-1/8" H x 3-1/16" D Faceplate: 10-7/8" W x 7-3/4" H

Product No.	Description	Ctn. Qty.
<b>No Hammer</b>		
38981	Metal, 1/4 Turn, Copper, 2" PVC Tailpiece - Standard Pack	1
38983	Metal, 1/4 Turn, Copper, 2" ABS Tailpiece - Standard Pack	1
38993	Metal, 1/4 Turn, Copper, 2" NPT Tailpiece - Standard Pack	1
38985	Metal, 1/4 Turn, Copper, 2" Rubber Tailpiece - Standard Pack	1
38979	Metal, 1/4 Turn, CPVC, 2" Rubber Tailpiece - Standard Pack	1
38982	Metal, Single Lever, Copper, 2" PVC Tailpiece - Standard Pack	1
38984	Metal, Single Lever, Copper, 2" ABS Tailpiece - Standard Pack	1
38986	Metal, Single Lever, Copper, 2" Rubber Tailpiece - Standard Pack	1
<b>Hammer</b>		
38995	Metal, 1/4 Turn, Copper, 2" Rubber Tailpiece - Standard Pack	1
38996	Metal, 1/4 Turn, CPVC, 2" Rubber Tailpiece - Standard Pack	1
<b>Accessories</b>		
38980	Metal, Plain Box, No Valves, or Tailpiece - Standard Pack	1
38975	Metal, Faceplate	1
38987	Metal, 2" PVC Tailpiece	1
38990	Metal, 2" Rubber Tailpiece	1
38976	Metal, Brackets	1

*STANDARD PACK: Faceplates are pre-assembled on box.*

*CONTRACTOR PACK: Faceplates are NOT pre-assembled on box (but come separately packed with the box).*



SUPPLY BOXES



#38470 shown



Denotes Fire-Rated

STANDARD PACK: Faceplates are pre-assembled on box.

CONTRACTOR PACK: Faceplates are NOT pre-assembled on box (but come separately packed with the box).

**Fire-Rated Washing Machine Outlet Boxes**

- Warnock Hersey certified, for 1-hour and 2-hour fire-rated walls.
- 2" drain opening fits PVC or ABS Sch. 40 DWV pipe.
- Box made of Bulk Molding Compound (BMC) with UL-classified intumescent pads and UL-classified insulating material.
- Adjustable metal mounting brackets, easy to remove test cap.
- Flexible valve/drain arrangement capabilities.
- Dimensions – Box: 8-1/3" W x 5-1/2" H x 3-3/4" D Faceplate: 10-1/5" W x 7-2/5" H

Product No.		Description	Ctn. Qty.
<b>No Hammer</b>			
38470		Fire-Rated, 1/4 Turn, Copper - Standard Pack	1
38471		Fire-Rated, 1/4 Turn, CPVC - Standard Pack	1
38472		Fire-Rated, 1/4 Turn, F1807 - Standard Pack	1
38473		Fire-Rated, 1/4 Turn, F1960 - Standard Pack	1
38474		Fire-Rated, Single Lever, Copper - Standard Pack	1
38475		Fire-Rated, Single Lever, CPVC - Standard Pack	1
38477		Fire-Rated, Single Lever, F1960 - Standard Pack	1
<b>Hammer</b>			
38478		Fire-Rated, 1/4 Turn, Copper - Standard Pack	1
38479		Fire-Rated, 1/4 Turn, CPVC - Standard Pack	1
38480		Fire-Rated, 1/4 Turn, F1807 - Standard Pack	1
38481		Fire-Rated, 1/4 Turn, F1960 - Standard Pack	1
38482		Fire-Rated, Single Lever, Copper - Standard Pack	1
38483		Fire-Rated, Single Lever, CPVC - Standard Pack	1
38484		Fire-Rated, Single Lever, F1807 - Standard Pack	1
38485		Fire-Rated, Single Lever, F1960 - Standard Pack	1
<b>Accessories</b>			
38494		Fire-Rated, Plain Box, No Valves, Faceplate, or Bracket	6
38496		Fire-Rated, Faceplate	6
38498		Fire-Rated, Bracket-2 Piece	12
38576		Fire-Rated, Test Cap	12



#39140 shown



**Metal Ice Maker Supply Boxes**

- Made of 20 gauge steel.
- Nailplate support brackets.
- Dimensions – Box: 5-1/2" W x 5" H x 2-1/2" D Faceplate Interior: 5" W x 5" H Faceplate Exterior: 6-3/4" W x 6-3/4" H

Product No.		Description	Ctn. Qty.
<b>No Hammer Low Lead</b>			
39141		Metal, 1/4 Turn, Copper, Low Lead - Standard Pack	1
<b>Hammer Low Lead</b>			
39140		Metal, 1/4 Turn, Copper, Low Lead - Standard Pack	1
<b>Accessories</b>			
38687		Metal, Plain Box, No Valves - Standard Pack	1
38686		Metal Faceplate	1



#39156 shown



## Square Ice Maker Supply Boxes

- 2 support brackets.
- Provides quick, safe water supply and shut off for refrigerator ice maker and water dispenser.
- High impact polystyrene.
- Valves comply with requirements of NSF 61, Section 9.
- Available in several box and valve configurations.
- Dimensions – Box: 6" W x 6" H x 3-3/8" D, Faceplate: 8-1/4" W x 8-1/4" H

*STANDARD PACK: Faceplates are pre-assembled on box.*

*CONTRACTOR PACK: Faceplates are NOT pre-assembled on box (but come separately packed with the box).*

Product No.	Description	Ctn. Qty.
<b>No Hammer Low Lead</b>		
39156	Square, 1/4 Turn, Copper, Low Lead - Standard Pack	6
39157	Square, 1/4 Turn, Copper, Low Lead - Contractor Pack	12
39145	Square, 1/4 Turn, Copper, Low Lead - Standard Pack, 6' SS Hose	6
39155	Square, 1/4 Turn, CPVC, Low Lead - Standard Pack	6
39159	Square, 1/4 Turn, CPVC, Low Lead - Contractor Pack	12
39153	Square, 1/4 Turn, CPVC, Low Lead - Standard Pack, 6' SS Hose	6
39158	Square, 1/4 Turn, F1807, Low Lead - Standard Pack	6
39160	Square, 1/4 Turn, F1807, Low Lead - Contractor Pack	12
39146	Square, 1/4 Turn, F1807, Low Lead - Standard Pack, 6' SS Hose	6
39161	Square, 1/4 Turn, F1960 Low Lead - Standard Pack	6
39154	Square, 1/4 Turn, F1960 Low Lead - Standard Pack, 6' SS Hose	6
39162	Square, Boiler Drain Copper, Low Lead, NAFTA - Standard Pack	6
39165	Square, Boiler Drain CPVC, Low Lead - Standard Pack	6
38346	Square, 1/4 Turn, Viega PEX Press – Standard Pack	6
38348	Square, 1/4 Turn, Viega PEX Press – Contractor Pack	12
38326	Square, 1/4 Turn, Push Connect – Standard Pack	6
38328	Square, 1/4 Turn, Push Connect – Contractor Pack	12
<b>Hammer Low Lead</b>		
39152	Square, 1/4 Turn, Copper, Low Lead - Standard Pack	6
39142	Square, 1/4 Turn, Copper, Low Lead - Standard Pack, 6' SS Hose	6
39151	Square, 1/4 Turn, Copper, Low Lead - Display - Standard Pack	6
39148	Square, 1/4 Turn, CPVC, Low Lead - Standard Pack	6
39143	Square, 1/4 Turn, CPVC, Low Lead - Standard Pack, 6' SS Hose	6
39149	Square, 1/4 Turn, F1807, Low Lead - Standard Pack	6
39150	Square, 1/4 Turn, F1960, Low Lead - Standard Pack	6
38347	Square, 1/4 Turn, Viega PEX Press – Standard Pack	6
38349	Square, 1/4 Turn, Viega PEX Press – Contractor Pack	12
38327	Square, 1/4 Turn, Push Connect – Standard Pack	6
38329	Square, 1/4 Turn, Push Connect – Contractor Pack	12
<b>Accessories</b>		
38810	Square, Plain Box, No Valves - Standard Pack	6
38811	Square, Plain Box, No Valves, 3/4 Diameter	6
38806	Square, Plain Box, No Valves, With Grommet - Standard Pack	6
38942	Square, Plastic Faceplate	24
38768	Brackets 4" Long Plastic	12
38648	Brackets 12" Long Plastic	12

SUPPLY BOXES



#39207 shown



STANDARD PACK: Faceplates are pre-assembled on box.

CONTRACTOR PACK: Faceplates are NOT pre-assembled on box (but come separately packed with the box).

**Round Ice Maker Supply Boxes**

- With preloaded nails and 2 support brackets for mounting options.
- Provides quick, safe water supply and shut-off for refrigerator ice maker and water dispenser.
- Valves comply with requirements of NSF 61, Section 9.
- Dimensions – Box: 5" diameter, 2-7/8" D, Faceplate: 7-3/8" diameter

Product No.	Description	Ctn. Qty.
<b>No Hammer Low Lead</b>		
39265	Round, 1/4 Turn, Copper, Low Lead, SS Hose - Standard Pack	12
39207	Round, 1/4 Turn, Copper, Low Lead - Standard Pack	6
39208	Round, 1/4 Turn, CPVC, Low Lead - Standard Pack	6
39209	Round, 1/4 Turn, F1807, Low Lead - Standard Pack	6
39210	Round, 1/4 Turn, F1960, Low Lead - Standard Pack	6
<b>Hammer Low Lead</b>		
39267	Round, 1/4 Turn, CPVC, Low Lead, SS Hose - Contractor Pack	6
39211	Round, 1/4 Turn, Copper, Low Lead - Standard Pack	6
39212	Round, 1/4 Turn, CPVC, Low Lead - Standard Pack	6
39213	Round, 1/4 Turn, F1807, Low Lead - Standard Pack	6
39214	Round, 1/4 Turn, F1960, Low Lead - Standard Pack	6
<b>Accessories</b>		
39216	Round, Plain Box, No Valves - Standard Pack	6
39215	Round, Plastic Faceplate	6
38768	Brackets 4" Long Plastic	12
38648	Brackets 12" Long Plastic	12



#39130 shown



**I2K® Ice Maker Supply Boxes**

- Nails preloaded.
- Right or left hand installation.
- Provides quick, safe water supply and shut-off for refrigerator ice maker and water dispenser.
- Valves comply with requirements of NSF 61, Section 9.
- No support bracket needed.
- Dimensions – Box: 3-1/4" W x 4" H x 2-1/2" D, Faceplate: 5" W x 6" H

Product No.	Description	Ctn. Qty.
<b>No Hammer Low Lead</b>		
39131	I2K, 1/4 Turn, 3/8 PEX, Low Lead - Standard Pack	6
39134	I2K, 1/4 Turn, Copper, Low Lead - Standard Pack	6
39135	I2K, 1/4 Turn, Copper, Low Lead - Contractor Pack	12
39130	I2K, 1/4 Turn, Copper, Low Lead - Display Pack	4
39133	I2K, 1/4 Turn, CPVC, Low Lead - Standard Pack	6
39137	I2K, 1/4 Turn, CPVC, Low Lead - Contractor Pack	12
39136	I2K, 1/4 Turn, F1807, Low Lead - Standard Pack	6
39138	I2K, 1/4 Turn, F1807, Low Lead - Contractor Pack	12
39132	I2K, 1/4 Turn, F1960, Low Lead - Contractor Pack	12
39139	I2K, Boiler Drain, Copper, Low Lead, NAFTA - Standard Pack	6
38332	I2K, 1/4 Turn, Viega PEX Press – Standard Pack	6
38340	I2K, 1/4 Turn, Viega PEX Press – Contractor Pack	12
38312	I2K, 1/4 Turn, Push Connect – Standard Pack	6
38320	I2K, 1/4 Turn, Push Connect – Contractor Pack	12
<b>Hammer Low Lead</b>		
39125	I2K, 1/4 Turn, Copper, Low Lead - Contractor Pack	12
39126	I2K, 1/4 Turn, CPVC, Low Lead - Contractor Pack	12
39127	I2K, 1/4 Turn, F1807, Low Lead - Contractor Pack	12
39128	I2K, 1/4 Turn, F1960, Low Lead - Contractor Pack	12
38333	I2K, 1/4 Turn, Viega PEX Press – Standard Pack	6
38341	I2K, 1/4 Turn, Viega PEX Press – Contractor Pack	12
38313	I2K, 1/4 Turn, Push Connect – Standard Pack	6
38321	I2K, 1/4 Turn, Push Connect – Contractor Pack	12
<b>Accessories</b>		
38619	I2K, Plain Box, No Valves - Standard Pack	6
38621	I2K, Plastic Faceplate 1/2" Deep	12
38622	I2K, Plastic Faceplate 1" Deep	12

## SUPPLY BOXES



#39117 shown



Denotes Fire-Rated

### Fire-Rated Ice Maker Supply Boxes

- Warnock Hersey certified, for 1-hour and 2-hour fire-rated walls.
- Box made of Bulk Molding Compound (BMC) with UL-classified insulating material.
- Adjustable metal mounting brackets.
- Dimensions – Box: 5-9/10" W x 5-4/5" H x 3-3/4" D Faceplate: 8-1/8" W X 8-1/16" H

Product No.	Description	Ctn. Qty.
<b>No Hammer Low Lead</b>		
39117	Fire-Rated, 1/4 Turn, Copper, Low Lead - Standard Pack	1
39118	Fire-Rated, 1/4 Turn, CPVC, Low Lead - Standard Pack	1
39119	Fire-Rated, 1/4 Turn, F1807, Low Lead - Standard Pack	1
39120	Fire-Rated, 1/4 Turn, F1960, Low Lead - Standard Pack	1
<b>Hammer Low Lead</b>		
39121	Fire-Rated, 1/4 Turn, Copper, Low Lead - Standard Pack	1
39122	Fire-Rated, 1/4 Turn, CPVC, Low Lead - Standard Pack	1
39123	Fire-Rated, 1/4 Turn, F1807, Low Lead - Standard Pack	1
39124	Fire-Rated, 1/4 Turn, F1960, Low Lead - Standard Pack	1
<b>Accessories</b>		
38495	Fire-Rated, Plain Box, No Valves - Standard Pack	6
38497	Fire-Rated, Faceplate	6
38498	Fire-Rated, Bracket-2 Piece	12

STANDARD PACK: Faceplates are pre-assembled on box.

CONTRACTOR PACK: Faceplates are NOT pre-assembled on box (but come separately packed with the box).

## SUPPLY TUBES



#34310 shown

### Pex Water Supply Tubes

- Meets performance requirements of ASME A122.18.6 ASTM F876 and ASTM F877.
- Fast and easy to install.
- One-piece ready to use.

Product No.	Description	Ctn. Qty.
34310	PEX Sink Supply 12"	48
34311	PEX Sink Supply 15"	48
34312	PEX Sink Supply 20"	48
34313	PEX Sink Supply 30"	48
34314	PEX Sink Supply 36"	48
34315	PEX Toilet Riser 12"	48
34316	PEX Toilet Riser 15"	48
34317	PEX Toilet Riser 20"	48
34015	PEX Water Supply Kit with 1/4" Valve	6
34018	PEX Celcon Compression Sleeve	48


## WASHING MACHINE OUTLET BOX VALVES

### No Hammer Valves

- Oatey washing machine outlet box replacement valves are available with or without hammer arrestors.
- Hammer arrestors are ASSE1010 compliant.



Product No.	Description	Ctn. Qty.
<b>Standard Side Handle Valves</b>		
39320	WMOB Valve, 1/4 Turn, Copper, Gray Handle, Hot	1
39321	WMOB Valve, 1/4 Turn, Copper, Gray Handle, Cold	1
39325	WMOB Valve, 1/4 Turn, CPVC, Gray Handle, Hot	1
39326	WMOB Valve, 1/4 Turn, CPVC, Gray Handle, Cold	1
39330	WMOB Valve, 1/4 Turn, F1807, Gray Handle, Hot	1
39331	WMOB Valve, 1/4 Turn, F1807, Gray Handle, Cold	1
39335	WMOB Valve, 1/4 Turn, F1960, Gray Handle, Hot	1
39336	WMOB Valve, 1/4 Turn, F1960, Gray Handle, Cold	1



<b>Standard Top Handle Valves</b>		
39322	WMOB Valve, 1/4 Turn, Copper, Gray Top Handle	1
39327	WMOB Valve, 1/4 Turn, CPVC, Gray Top Handle	1
39332	WMOB Valve, 1/4 Turn, F1807, Gray Top Handle	1
39337	WMOB Valve, 1/4 Turn, F1960, Gray Top Handle	1



<b>Quadro Valves</b>		
39340	Quadro Valve, 1/4 Turn, Copper, Red Handle, Hot	1
39353	Quadro Valve, 1/4 Turn, Copper, Blue Handle, Cold	1
39341	Quadro Valve, 1/4 Turn, CPVC, Red Handle, Hot	1
39354	Quadro Valve, 1/4 Turn, CPVC, Blue Handle, Cold	1
39342	Quadro Valve, 1/4 Turn, F1807, Red Handle, Hot	1
39355	Quadro Valve, 1/4 Turn, F1807, Blue Handle, Cold	1
39343	Quadro Valve, 1/4 Turn, F1960, Red Handle, Hot	1
39356	Quadro Valve, 1/4 Turn, F1960, Blue Handle, Cold	1

### Hammer Arrestor Valves



Product No.	Description	Ctn. Qty.
<b>Standard Side Handle Valves with Hammer Arrestor</b>		
39323	WMOB Valve, 1/4 Turn, Copper, Gray Handle, Hot	1
39324	WMOB Valve, 1/4 Turn, Copper, Gray Handle, Cold	1
39328	WMOB Valve, 1/4 Turn, CPVC, Gray Handle, Hot	1
39329	WMOB Valve, 1/4 Turn, CPVC, Gray Handle, Cold	1
39333	WMOB Valve, 1/4 Turn, F1807, Gray Handle, Hot	1
39334	WMOB Valve, 1/4 Turn, F1807, Gray Handle, Cold	1
39338	WMOB Valve, 1/4 Turn, F1960, Gray Handle, Hot	1
39339	WMOB Valve, 1/4 Turn, F1960, Gray Handle, Cold	1



<b>Quadro Valves with Hammer Arrestor</b>		
39344	Quadro Valve, 1/4 Turn, Copper, Red Handle, Hot	1
39357	Quadro Valve, 1/4 Turn, Copper, Blue Handle, Cold	1
39345	Quadro Valve, 1/4 Turn, CPVC, Red Handle, Hot	1
39358	Quadro Valve, 1/4 Turn, CPVC, Blue Handle, Cold	1
39346	Quadro Valve, 1/4 Turn, F1807, Red Handle, Hot	1
39347	Quadro Valve, 1/4 Turn, F1960, Red Handle, Hot	1
39359	Quadro Valve, 1/4 Turn, F1807, Blue Handle, Cold	1
39360	Quadro Valve, 1/4 Turn, F1960, Blue Handle, Cold	1

## VALVES



#39174 shown

### Ice Maker Outlet Box Valves

- Oatey Ice Maker Supply Box replacement valves are available with or without hammer arrestors.
- Hammer arrestors are ASSE1010 compliant.
- All ice maker valves are NSF-61, Section 9 compliant.

Product No.	Description	Ctn. Qty.
<b>No Hammer – Low Lead</b>		
39176	IMOB Valve, 1/4 Turn, Copper, Low Lead	1
39175	IMOB Valve, 1/4 Turn, CPVC, Low Lead	1
39173	IMOB Valve, 1/4 Turn, F1960, Low Lead	1
39174	IMOB Valve, 1/4 Turn, F1807, Low Lead	1
39171	IMOB Valve, Boiler Drain, Copper, Low Lead	1
<b>Hammer Low – Lead</b>		
39166	IMOB Valve, 1/4 Turn, Copper, Low Lead	1
39167	IMOB Valve, 1/4 Turn, CPVC, Low Lead	1
39168	IMOB Valve, 1/4 Turn, F1807, Low Lead	1
39169	IMOB Valve, 1/4 Turn, F1960, Low Lead	1
39351	IMOB Valve, Top Only, 1/4 Turn, No Lead	1



#38769 shown

### Valve Accessories

- Designed for use with Oatey Supply Box platforms.
- Repair and replacement parts provide flexibility for any job.

Product No.	Description	Ctn. Qty.
38294	Hot/Cold Temperature Indicator Clips for Supply Valves (12 Red, 12 Blue)	24
38295	Single Lever Handle Connector	12
38779	Adapter 1/2" Female NPT X 1/2" Copper	1
38829	Locknut 1/2" Plastic	1
38769	Grommets 1/2"	12
38440	Drain, MIP w/ Adapter Long Shank	1

## HOSES



#093250 shown

### Washing Machine Inlet Hoses

- High burst pressure, braided, reinforced EPDM rubber hose.
- 3/4" female fittings on both ends connect to washer and water supply.
- Fitting washers included.
- Use with both hot and cold water lines.

Product No.	Description	Ctn. Qty.
093250	3/8" x 5' Washing Machine Inlet Hose	12
093260	3/8" x 6' Washing Machine Inlet Hose	12



#093265 shown

### Washing Machine Gooseneck Inlet Hoses

- EPDM rubber hose with a 90° formed bend in one end with 3/4" female fitting on both ends.
- Designed for high pressure use as a fill hose.
- Fitting washers included.

Product No.	Description	Ctn. Qty.
093265	3/8" x 6' Gooseneck Hose	12



#093150 shown

### Dishwasher Discharge Hoses

- EPDM tubes and covers that have double-ply spiraled polyester reinforcements.
- Burst pressure rating of 280 PSI. (Safe working pressure is 80 PSI at 100°F)
- We do not recommend use with PSI/temperature conditions beyond the safe working pressure.

Product No.	Description	Ctn. Qty.
093150	5/8" reinforced hose 50' length in cardboard box	1
093175	7/8" reinforced hose 50' length in cardboard box	1



# 12



## Flashings

Oatey® invented the flashing industry more than 100 years ago. Today Oatey flashings are used in commercial and residential applications where a water-tight seal around plumbing vent pipe or outside wall penetrations is required. Flashings are available in a variety of thermoplastic, aluminum, galvanized and copper materials. All Oatey Flashings are rated for a minimum of 180°F continuous heat and approved for Type B Installations. Oatey also offers the Master Flash® for commercial applications, along with a variety of specialty items including Rain Collars and Mushroom Caps.




## Oatey® SideFlash™ Seals Pipe Penetrations Through Outside Walls

### Effective Side Flashing Installs Quickly

The **Oatey SideFlash** is designed to seal around piping, electrical and other utility penetrations through outside walls. The product features a hard plastic panel with an elastomeric collar that seals around the pipe. It is designed to be installed over the house wrap or building paper to become part of the building envelope.

- Tear-out collar enables just two products to fit pipes from 1/2" to 6".
- Faster, less expensive and longer lasting than caulking/foam.
- Prevents moisture from intruding to limit mold growth.
- Seals against air penetration to reduce energy costs.
- Won't fade, crack or rust.
- Prevents bugs and vermin from entering the home.
- Rated to 180°F.





#12806 shown

**Sideflash™ Vertical Flashings**

- Maintains a constant seal in commercial and residential pipe penetration applications through outside walls.
- Designed with a tear-out collar to accommodate pipe size use from 1/2" to 2-1/2" or 3" to 6".
- Rated 180°F continuous heat and approved for Type B installations.

Product No.	Size	Description	Ctn. Qty.
12805	1/2" – 2-1/2"	Sideflash Vertical Flashing – 8-1/2" X 8" base	12
12806	3" – 6"	Sideflash Vertical Flashing – 12-1/2" X 12" base	12



#12803 shown

**Aurora™ No-Calk® Solar Flashings**

- Can be used in commercial and residential applications where a water-tight seal for roof penetrations around the piping for solar mounting system is required.
- Low profile flashing collar design provides a clean finished appearance.
- Rated 180°F continuous heat and approved for Type B installations.

Product No.	Size	Description	Ctn. Qty.
12801	1/2" – 1"	Aurora™ Solar Galvanized Flashing 9-1/2" X 12-1/2" base	12
12802	1/2" – 1"	Aurora™ Solar Aluminum Flashing 9-1/2" X 12-1/2" base	12
12803	1-1/2" – 3"	Aurora™ Solar Galvanized Flashing	12
12804	1-1/2" – 3"	Aurora™ Solar Aluminum Flashing	12



#11830 shown



**Galvanized No-Calk® Solar Flashings**

- Galvanized base.
- Self-sealing collar slides over pipe and requires no caulking.
- Metal base for pitch from 0-40° or up to 10/12 roof.
- Rated 180°F continuous heat and approved for Type B installations.
- Do not use petroleum based products or paint on flashing collar. Not for hot-mopped or built-up roofs.

Product No.	Size	Description	Ctn. Qty.
11830	1/2" – 1"	Galvanized 9" x 12-1/2" base	12
11859	1/2" – 1"	Galvanized Black 11" x 14-1/2" base	12
11831	1/2" – 1"	Galvanized 18" x 18" base	12



#11854 shown



**Galvanized No-Calk® Roof Flashings**

- Galvanized base.
- Self-sealing collar slides over pipe and requires no caulking.
- Metal base for pitch from 0-40° or up to 10/12 roof.
- Rated 180°F continuous heat and approved for Type B installations.
- Do not use petroleum based products or paint on flashing collar. Not for hot-mopped or built-up roofs.

Product No.	Size	Description	Ctn. Qty.
<b>STANDARD BASE FLASHING</b>			
11840	1-1/4" – 1-1/2"	Galvanized 9" x 12-1/2" base	12
11841	1-1/4" – 1-1/2"	Galvanized 9" x 12-1/2" base	6
11853	2"	Galvanized 9" x 12-1/2" base	12
11854	2"	Galvanized 9" x 12-1/2" base	6
11866	3"	Galvanized 11" x 14-1/2" base	12
11867	3"	Galvanized 11" x 14-1/2" base	6
11879	4"	Galvanized 12" x 15" base	12
12204	4"	Galvanized 12" x 15" base	12
11880	4"	Galvanized 12" x 15" base	6
<b>18" X 18" BASE FLASHING</b>			
11921	1-1/4" – 1-1/2"	Galvanized 18" x 18" base	12
11923	1-1/4" – 1-1/2"	Galvanized 18" x 18" base	6
11934	2"	Galvanized 18" x 18" base	12
11936	2"	Galvanized 18" x 18" base	6
11947	3"	Galvanized 18" x 18" base	12
11950	4"	Galvanized 18" x 18" base	12

### FLASHINGS




#12936 shown



#### Aluminum No-Calk® Roof Flashings

- Rustproof stamped aluminum base allows for easy shaping of flashing.
- Metal base for pitch from 0-40° or up to 10/12 roof.
- Self-sealing collar slides over pipe and requires no caulking.
- Rated 180°F continuous heat and approved for Type B installations.
- Do not use petroleum based products or paint on flashing collar. Not for hot-mopped or built-up roofs.

Product No.	Size	Description	Ctn. Qty.
<b>STANDARD BASE FLASHING</b>			
11832	1/2" – 1"	Aluminum 9" x 12-1/2" base	12
12920	1-1/4" – 1-1/2"	Aluminum 9" x 12-1/2" base	12
12923	1-1/4" – 1-1/2"	Aluminum 9" x 12-1/2" base	6
12933	2"	Aluminum 9" x 12-1/2" base	12
12936	2"	Aluminum 9" x 12-1/2" base	6
12946	3"	Aluminum 11 x 14-1/2" base	12
12949	3"	Aluminum 11 x 14-1/2" base	6
12958	4"	Aluminum 12" x 15" base	6
12959	4"	Aluminum 12" x 15" base	12
<b>18" X 18" BASE FLASHING</b>			
11833	1/2" – 1"	Aluminum 18" x 18" base	12
12836	1-1/4" – 1-1/2"	Soft Aluminum 18" x 18" base	12
12849	2"	Soft Aluminum 18" x 18" base	12
12852	3"	Soft Aluminum 18" x 18" base	12
12865	4"	Soft Aluminum 18" x 18" base	12



#11898 shown



#### Thermoplastic No-Calk® Roof Flashings

- Non-fading, non-cracking, rigid black thermoplastic base.
- Self-sealing collar slides over pipe and requires no caulking.
- Plastic base for pitch from 0-45° or up to 12/12 roof.
- Rated 180°F continuous heat and approved for Type B installations.
- Do not use petroleum based products or paint on flashing collar or plastic base. Not for hot-mopped or built-up roofs.

Product No.	Size	Description	Ctn. Qty.
<b>STANDARD BASE FLASHING</b>			
11908	1-1/4" – 1-1/2"	Thermoplastic 9-1/4" x 13" base	12
11898	1"	Thermoplastic 9-1/4" x 13" base	6
11909	2"	Thermoplastic 9-1/4" x 13" base	12
11899	2"	Thermoplastic 9-1/4" x 13" base	6
11910	3"	Thermoplastic 11" x 15" base	12
11890	3"	Thermoplastic 11" x 15" base	6
11911	4"	Thermoplastic 12" x 16" base	12
11891	4"	Thermoplastic 12" x 16" base	6
<b>SW/TEXAS BASE FLASHING</b>			
11917	1-1/4" – 1-1/2"	Thermoplastic SW 11" x 15" base	12
11918	2"	Thermoplastic SW 11" x 15" base	12
<b>18" X 18" BASE FLASHING</b>			
11887	1-1/4" – 1-1/2"	Thermoplastic 18" x 18" base	12
11888	2"	Thermoplastic 18" x 18" base	12
11889	3"	Thermoplastic 18" x 18" base	12



#14012 shown



### Flex-Flash™ No-Calk® Roof Flashings

- 100% flexible, foldable plastic base.
- Self-sealing collar slides over pipe and requires no caulking.
- Plastic base for pitch from 0-45° or up to 12/12 roof.
- Rated 180°F continuous heat and approved for Type B installations.
- Do not use petroleum based products or paint on flashing collar or plastic base. Not for hot-mopped or built-up roofs.

Product No.	Size	Description	Ctn. Qty.
14009	1-1/4" – 1-1/2"	Flex-Flash 9" x 11" base	12
14012	2"	Flex-Flash 9" x 11" base	12
14025	2 1/2"	Flex-Flash 10" x 13-1/4" base	12
14038	3"	Flex-Flash 10" x 13-1/4" base	12
14040	3"	Flex-Flash 10" x 13-1/4" base - No Label	12
14041	4"	Flex-Flash 11-1/2" x 14" base	12



#14052 shown



### Standard Master Flash® Roof Flashings

- Engineered for profiled roofing systems at any pitch.
- Rated 212°F continuous heat and approved for Type B installations.
- Easily customized to accommodate a broad range of pipe diameters.
- MASTER FLASH® is a Registered Trademark of the Aztec Washer Company, Inc.

Product No.	Size	Description	Ctn. Qty.
14050	1/4" – 3/4"	Master Flash 4-1/2" x 4-1/2" base	6
14051	7/8" – 4"	Master Flash 6" x 6" base	6
14052	1/4" – 5-3/4"	Master Flash 8" x 8" base	6
14053	2-3/4" – 7"	Master Flash 10" x 10" base	6
14054	4" – 8-1/4"	Master Flash 11" x 11" base	2
14055	4-3/4" – 10"	Master Flash 12" x 12" base	2
14056	5-1/2" – 11-1/2"	Master Flash 14" x 14" base	2
14057	6-3/4" – 13-1/2"	Master Flash 17" x 17" base	2
14059	9-1/2" – 20-1/2"	Master Flash 25" x 25" base	5
16250	1/8" – 3/4"	Master Flash 2-1/4" x 2-1/4" base	12



#14744 shown



### Universal Master Flash® Roof Flashings

- Engineered for profiled roofing systems at any pitch.
- Rated 212°F continuous heat and approved for Type B installations.
- Easily customized to accommodate a broad range of pipe diameters.

Product No.	Size	Description	Ctn. Qty.
14741	1/4" – 2-1/2"	Universal Master Flash 4-3/4" base	10
14742	1-3/4" – 3"	Universal Master Flash 6-1/4" base	10
14743	1/4" – 5"	Universal Master Flash 7-3/4" base	5
14744	3" – 6-1/4"	Universal Master Flash 9-1/4" base	5
14745	4-1/4" – 7-3/4"	Universal Master Flash 10-1/2" base	5
14746	5" – 9"	Universal Master Flash 13" base	5
14747	6" – 11"	Universal Master Flash 14-1/2" base	5
14748	7" – 13"	Universal Master Flash 16-1/2" base	5
14749	9" – 19"	Universal Master Flash 25-1/4" base	5

# FLASHINGS




#14049 shown

### Retro Master Flash® Roof Flashings

- Split collar design easily installs on pipe with limited over the top access.
- Easily customized to accommodate a broad range of pipe diameters.
- Engineered for profiled roofing systems at any pitch.
- Rated 212°F continuous heat and approved for Type B installations.

Product No.	Size	Description	Ctn. Qty.
14751	1/2" – 4"	Retro Master Flash 8" x 8" base	10
14752	4" – 9-1/4"	Retro Master Flash 14-1/4" x 14-1/4" base	5
14753	9-1/4" – 16-1/4"	Retro Master Flash 21-1/2" x 21-1/2" base	5
14049	1/4" – 4"	Retro Master Flash 8" x 8" base	1




#12945 shown



### All-Flash® Galvanized/Copper/Aluminum/Thermoplastic No-Calk® Roof Flashings

- Patented All-Flash® design allows use on multiple pipe sizes with choice of Aluminum, Copper, Galvanized or Thermoplastic Base.
- Rated 180°F continuous heat and approved for Type B installations.
- Metal base for pitch from 0-40° and plastic base for pitch from 0-45°.
- Self-sealing collar slides over pipe and requires no caulking.
- Do not use petroleum based products or paint on flashing collar or plastic base. Not for hot-mopped or built-up roofs.

Product No.	Size	Description	Ctn. Qty.
<b>GALVANIZED BASE FLASHING</b>			
11871	1-1/2" – 3"	Galvanized All-Flash 11" x 14-1/2" base	12
11815	1-1/2" – 3"	Galvanized All-Flash 11" x 14-1/2" base	6
11877	3" – 4"	Galvanized All-Flash 12" x 15" base	12
11816	3" – 4"	Galvanized All-Flash 12" x 15" base	6
11957	1-1/2" – 3"	Galvanized All-Flash 18" x 18" base	12
11958	3" – 4"	Galvanized All-Flash 18" x 18" base	12
<b>COPPER BASE FLASHING</b>			
12403	1-1/2" – 3"	Copper No-Calk 11" x 14-1/2" base	12
12404	3" – 4"	Copper No-Calk 11" x 14-1/2" base	12
<b>ALUMINUM BASE FLASHING</b>			
12945	1-1/2" – 3"	Aluminum All-Flash 11" x 14-1/2" base	12
12956	3" – 4"	Aluminum All-Flash 12" x 15" base	12
12974	1-1/2" – 3"	Aluminum All-Flash 18" x 18" base	12
12975	3" – 4"	Aluminum All-Flash 18" x 18" base	12
<b>THERMOPLASTIC BASE FLASHING</b>			
11919	1-1/2" – 3"	Thermoplastic All-Flash 11" x 15" base	12
11920	3" – 4"	Thermoplastic All-Flash 12" x 16" base	12
11937	1-1/2" – 3"	Thermoplastic All-Flash 11" x 15" base	6



#11552 shown

### Electrical Service Mast (ESM) Roof Flashings

- Galvanized base.
- Self-sealing collar slides over pipe and requires no caulking.
- Collar unattached from flashing base for Electrical Service Mast applications.
- Do not use petroleum based products or paint on flashing collar or plastic base. Not for hot-mopped or built-up roofs.

Product No.	Size	Description	Ctn. Qty.
11536	1-1/4"	Galvanized ESM	25
11549	1-1/2"	Galvanized ESM	25
11552	2"	Galvanized ESM	25
11565	2-1/2"	Galvanized ESM	25






#11930 shown



### High-Rise® Thermoplastic All-Flash® No-Calk® Roof Flashings

- Ideal for steep pitch roofs with non-fading, non-cracking, rigid black thermoplastic base.
- Self-sealing collar slides over pipe and requires no caulking.
- Plastic base for pitch from 10-60° or up to 20/12 roof.
- Rated 180°F continuous heat and approved for Type B installations.
- Do not use petroleum based products or paint on flashing collar or plastic base. Not for hot-mopped or built-up roofs.

Product No.	Size	Description	Ctn. Qty.
11930	1-1/2" – 3"	All-Flash High-Rise 11" x 19" base	6
11931	3" – 4"	All-Flash High-Rise 13" x 20" base	6



#12944 shown



### Color-Flash® Aluminum/Galvanized All-Flash® No-Calk® Roof Flashings

- Color base designed to match roof color.
- Self-sealing collar slides over pipe and requires no caulking.
- Metal base for pitch from 0-40° and plastic base for pitch from 0-45°.
- Rated 180°F continuous heat and approved for Type B installations.
- Do not use petroleum based products or paint on flashing collar or plastic base. Not for hot-mopped or built-up roofs.

Product No.	Size	Description	Ctn. Qty.
12944	1-1/2" – 3"	Aluminum Brown 11" x 14-1/2" base	12
12943	1-1/2" – 3"	Aluminum Black 11" x 14-1/2" base	12
12942	1-1/2" – 3"	Aluminum Gray 11" x 14-1/2" base	12
12955	3" – 4"	Aluminum Brown 12" x 15" base	12
12954	3" – 4"	Aluminum Black 12" x 15" base	12
12953	3" – 4"	Aluminum Gray 12" x 15" base	12
11872	1-1/2" – 3"	Galvanized Brown 11" x 14-1/2" base	12
11873	1-1/2" – 3"	Galvanized Black 11" x 14-1/2" base	12
11874	1-1/2" – 3"	Galvanized Gray 11" x 14-1/2" base	12
11875	3" – 4"	Galvanized Brown 12" x 15" base	12
11876	3" – 4"	Galvanized Black 12" x 15" base	12
11878	3" – 4"	Galvanized Gray 12" x 15" base	12



#14090 shown

### Electrical Mast Connection Master Flash® Roof Flashings

- Manufactured in EPDM.
- Built in 20° pitch allows adjustability to almost any roof pitch.
- Easy to use 45° stainless steel grippers included.

Product No.	Size	Description	Ctn. Qty.
14090	0" – 5-3/8"	EPDM Electrical Mast Connection Roof Flashing	4



#14206 shown

### Rain Collar For No-Calk® Roof Flashings

- Use as a protective water shield (slides over existing flashing).
- Do not use petroleum based products on rubber collars.
- Non-fading collar material.

Product No.	Size	Description	Ctn. Qty.
14122	1-1/4" – 1-1/2"	Collar	36
14205	1-1/4" – 1-1/2"	Collar – Carded	6
14135	2"	Collar	24
14206	2"	Collar – Carded	6
14193	3"	Collar	24
14207	3"	Collar – Carded	6
14203	4"	Collar	12
14208	4"	Collar – Carded	6
14136	1-1/2" – 3"	All Flash Collar	24
14137	3" – 4"	All Flash Collar	24



#14726 shown

### Breathers and Vents

- A quality solution to moisture problems on commercial roofs by allowing the moisture to escape.
- One-way/two-way easy installation.
- Heavy gauge spun aluminum.
- Extra-wide 4" base opening.

Product No.	Size	Description	Ctn. Qty.
14726		HDPE Roof Breather, 1-Way	25
14731		Spun Aluminum Roof Breather, 1-Way	25



#11964 shown

### Frost Proof Roof Flashings

- Nut & bolt ring clamp seals around top of the vent pipe creating a watertight seal.
- Does not require removing the old vent or shingles for installation.
- Made of galvanized steel.
- Any roof pitch up to 10/12 or 0-40°.

Product No.	Size	Description	Ctn. Qty.
11964	2"	Frost Proof Galvanized Roof Flashing	4
11965	3"	Frost Proof Galvanized Roof Flashing	4
11966	4"	Frost Proof Galvanized Roof Flashing	4

# 13



## Air Admittance Valves (AAV)

Oatey® offers a wide range of Sure-Vent® Air Admittance Valves to enable installation in virtually any application. Superior engineering along with stringent quality standards ensure unmatched performance. Complies to ASSE Standard 1050 and 1051 and IAPMO listed sizes. Oatey Sure-Vent® AAVs are available in four sizes ranging from 8 Stack/24 Branch DFU to 160 Stack/500 Branch DFU.



## AIR ADMITTANCE VALVES (AAV)



#39228 shown



### Sure-Vent® Air Admittance Valve – 20 DFU Branch, 8 DFU Stack

- One size approved to handle up to 2" vent pipe.
- Complies to ASSE Standard 1050 and 1051.
- For use as a secondary vent.
- Opens/closes as needed by building's plumbing system.

Product No.	Thread Size	Description	Ctn. Qty.
39228	1.5"	20 Branch, 8 Stack DFU Sure-Vent® w/PVC Schedule 40 Adapter	6
39229	1.5"	20 Branch, 8 Stack DFU Sure-Vent® w/ABS Schedule 40 Adapter	6
39005	1.5"	20 Branch, 8 Stack DFU Sure-Vent® w/PVC Schedule 40 Adapter	50
39227	1.5"	20 Branch, 8 Stack DFU Sure-Vent® w/ABS Schedule 40 Adapter	50
39250	1.5"	20 Branch, 8 Stack DFU Sure-Vent® w/90° PVC Schedule 40 Adapter	6
39251	1.5"	20 Branch, 8 Stack DFU Sure-Vent® w/90° ABS Schedule 40 Adapter	6
39252	1.5"	20 Branch, 8 Stack DFU Sure-Vent® w/90° PVC Schedule 40 Adapter	50
39253	1.5"	20 Branch, 8 Stack DFU Sure-Vent® w/90° ABS Schedule 40 Adapter	50
39254	1.5"	20 Branch, 8 Stack DFU Sure-Vent® Straight PVC Schedule 40 Adapter	6
39256	1.5"	20 Branch, 8 Stack DFU Sure-Vent® Straight ABS Schedule 40 Adapter	6
39255	1.5"	20 Branch, 8 Stack DFU Sure-Vent® Straight PVC Schedule 40 Adapter	50
39020	1.5"	20 Branch, 8 Stack DFU Sure-Vent® No Adapter	50
39225	1.5"	20 Branch, 8 Stack DFU Sure-Vent® White Tubular Adapter	6
39226	1.5"	20 Branch, 8 Stack DFU Sure-Vent® Black Tubular Adapter	6
39239	1.5"	20 Branch, 8 Stack DFU Sure-Vent® Installation Pack w/Tubular Adapter	6
39245	1.5"	20 Branch, 8 Stack DFU Sure-Vent® Trap Pack	20
39262	4.5" x 5.75"	Sure-Vent® Box Kit w/PVC Adapter & 20 Branch, 8 Stack DFU	6
39263	4.5" x 5.75"	Sure-Vent® Box Kit w/ABS Adapter & 20 Branch, 8 Stack DFU	6



#39016 shown



### Sure-Vent® Air Admittance Valve – 160 DFU Branch, 24 DFU Stack

- One size approved to handle up to 3" vent pipe.
- Complies to ASSE Standard 1050 and 1051.
- For use as a secondary vent.
- Opens/closes as needed by building's plumbing system.

Product No.	Thread Size	Description	Ctn. Qty.
39016	1.5" x 2"	160 Branch, 24 Stack DFU Sure-Vent® PVC Schedule 40 Adapter	6
39018	1.5" x 2"	160 Branch, 24 Stack DFU Sure-Vent® ABS Schedule 40 Adapter	6
39017	1.5" x 2"	160 Branch, 24 Stack DFU Sure-Vent® PVC Schedule 40 Adapter	50
39019	1.5" x 2"	160 Branch, 24 Stack DFU Sure-Vent® ABS Schedule 40 Adapter	50
39238	1.5"	160 Branch, 24 Stack DFU Sure-Vent® w/Mechanical Adapter	12



#39220 shown



### Sure-Vent® Air Admittance Valve – 160 Branch, 72 Stack DFU

- One size approved to handle up to 4" vent pipe.
- Complies to ASSE Standard 1050 and 1051.
- For use as a secondary vent.
- Opens/closes as needed by building's plumbing system.

Product No.	Thread Size	Description	Ctn. Qty.
39220	2" x 3"	160 Branch, 72 Stack DFU Sure-Vent® PVC Schedule 40 Adapter	6
39221	2" x 3"	160 Branch, 72 Stack DFU Sure-Vent® ABS Schedule 40 Adapter	6

## AIR ADMITTANCE VALVES (AAV)



#39223 shown



### Sure-Vent® Air Admittance Valve – 160 Branch, 500 Stack DFU

- One size approved to handle up to 4" vent pipe.
- Complies to ASSE Standard 1050 and 1051.
- For use as a secondary vent.
- Opens/closes as needed by building's plumbing system.

Product No.	Thread Size	Description	Ctn. Qty.
39223	3" x 4"	160 Branch, 500 Stack DFU Sure-Vent® PVC Schedule 40 Adapter	6
39224	3 x 4"	160 Branch, 500 Stack DFU Sure-Vent® ABS Schedule 40 Adapter	6



#39010 shown

### Sure-Vent® Metal Wall Box

- Allows access to Sure-Vent air admittance valve.
- Fits Oatey Sure-Vents – 6, 20, 160 DFU (Sold Separately)
- 20 DFU Branch, 8 DFU Stack
- 160 DFU Branch, 24 DFU Stack
- 160 DFU Branch, 72 DFU Stack

Product No.	Description	Ctn. Qty.
39010	Sure-Vent Wall Box with Metal Grille Faceplate	12
39011	Metal Grille Faceplate for Wall Box	10



#39260 shown



### Sure-Vent® Wall Box

- New, smaller size: 4-1/2" x 5-3/4".
- High-impact polystyrene construction.
- Accommodates 20 DFU Branch, 8 DFU Stack or 160 DFU Branch, 24 DFU Stack AAVs with 1-1/2" or 2" adapters.
- UPC listed.

Product No.	Description	Ctn. Qty.
39260	Sure-Vent® AAV Box Kit	6
39261	Sure-Vent® Wall Box Louvered Faceplate	6
39010	Sure-Vent® Wall Box w/ Metal Grille Faceplate	12
39011	Metal Grille Faceplate for Wall Box	10
34247	Louvered Design Access Panel	12

MODA™ Sure-Vent® Air Admittance Valve Box available. See Category 11 - Supply Boxes.



#34247 shown

### Sure-Vent® Access Panel

- Allows access to Sure-Vent air admittance valve.
- Meets code requirements for recessing an air admittance valve in a wall.

Product No.	Description	Ctn. Qty.
34247	Louvered Design Access Panel	6



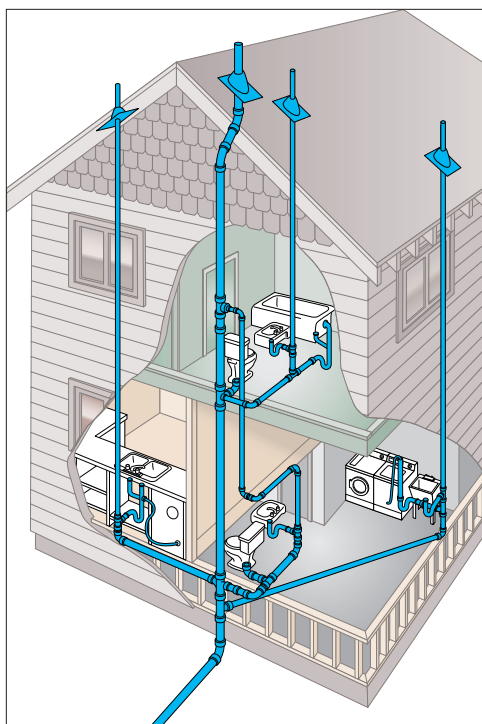
#39000 shown

### In-Line Vent

- Mechanical vent installs on the drain line and vents the line without allowing sewer gas to enter the home.
- For venting sinks, tubs, showers, etc.
- Available in either chrome or black.

Product No.	Thread Size	Description	Ctn. Qty.
39000	1.5" NPT	Chrome In-Line Vent	6
39012	1.5" NPT	ABS In-Line Vent	6

## DRAIN, WASTE AND VENT



*Traditional Vented House*

### No New Roof Penetrations.

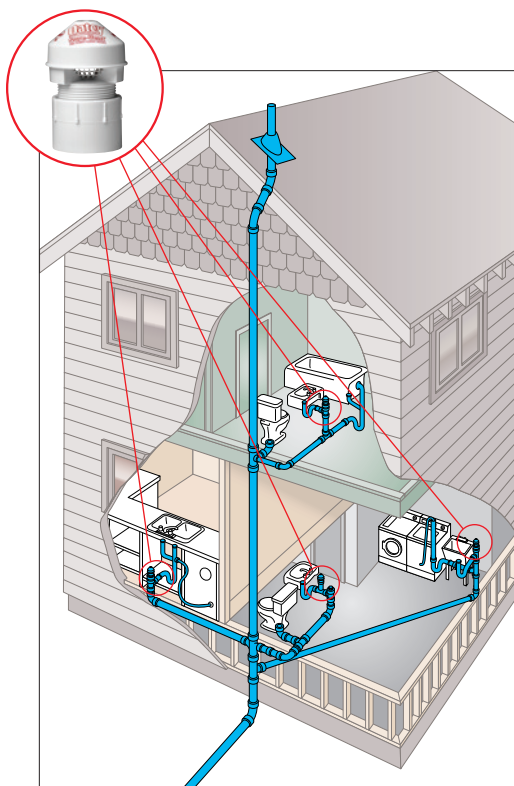
Plumbing Drain, Waste and Vent systems, known as DWV, consist of the DRAIN pipes that provide a network for the removal of WASTE and the VENT pipes that prevent traps from siphoning and maintain an equalized pressure. The DWV system uses gravity and air displacement throughout the piping network to function and breathe. In a simplified example, water in an inverted bottle without an air hole will glug and gasp when emptied. Adding an opening to the bottom of the bottle will turn the process into an efficient, steady flow because the bottle “breathes.”

### Every Drain Needs a Trap. Every Trap Needs a Vent.

To prevent sewer gases from being released into the structure, plumbing code states that a trap is required for all fixtures. A trap is designed to create a barrier between the structure and sewer system. Trap seals can only be compromised under two conditions – high sewer pressure and water siphonage, in both cases vents prevent this from happening.

Under high sewer pressures without a vent, trap seals will allow sewer gases to escape and enter the structure. This happens when the sewer pressure is greater than the pressure from the column of water in the trap. A vent will keep the sewer and atmospheric pressures equalized to maintain the trap seal.

Water moving through pipes can create a negative pressure or a siphon. The siphon will pull the water from a trap, leaving a clear path for sewer gases to enter the structure. A vent will prohibit siphoning, maintaining the trap seal.



*AAV Vented House*

### Why Use a Sure-Vent® Air Admittance Valve?

Air Admittance Valves (AAVs) open and close in conjunction with normal DWV system operation, effectively eliminating the need for secondary vent pipes. An AAV provides an alternative to secondary venting when utilized within the scope of model plumbing codes, referenced standards and Oatey installation instructions.

AAVs provide the ideal venting solution for island sinks, remote bathroom groups and remodeling jobs by eliminating the need to tie into a stack vent.

AAVs are often more economical than installing vent pipe in new construction because they reduce the added need for materials and labor.

The Oatey Sure-Vent® offers UNMATCHED PERFORMANCE by opening and closing under the smallest pressures, multiple sizes for OPTIMIZED DFUs and SUPERIOR SEALING technology, providing a lifetime of reliability.



### Unmatched Performance

Sensitivity to pressure changes, combined with its ability to consistently open and close, distinguishes the Oatey Sure-Vent® AAV from all others. Superior engineering along with stringent quality standards ensure a lifetime of unmatched performance.



#### ZERO PRESSURE

At zero pressure the Sure-Vent® AAV is sealed, ready to react to pressure changes. The Sure-Vent® AAV will not allow sewer gas to enter the structure.



#### NEGATIVE PRESSURE

A pressure change of -0.01 psi (-0.25" H<sub>2</sub>O) will cause the Sure-Vent® AAV to open. When open, air will flow from the room, through the protective screening, past the seal and into the DWV system as the arrows indicate. When pressure is equalized, the Sure-Vent® AAV returns to the zero pressure position.



#### POSITIVE PRESSURE

The Sure-Vent® AAV seals at 0 psi and above indefinitely. The figure shows the Sure-Vent® AAV in a sealed position blocking sewer gasses. When pressure subsides, the Sure-Vent® AAV returns to the zero pressure position.

### MAXIMUM NUMBER OF DRAINAGE FIXTURE UNITS

Drain, Branch or Stack Size		Maximum DFUs on Branch	Description
1-1/2"	40 mm	3	8
2"	50 mm	6	24
3"	75 mm	20	72
4"	100 mm	160	500

## AIR ADMITTANCE VALVES (AAV)

### Technical Specifications

#### Engineering Specification:

The purpose of an air admittance valve is to provide a method of allowing air to enter the plumbing system without the use of a vent extended to open air and to prevent sewer gases from escaping inside a building.

#### Features

- Four vents rated at:
  - 20 Branch, 8 Stack DFU Sure-Vent®
  - 160 Branch, 24 Stack DFU Sure-Vent®
  - 160 Branch, 72 Stack DFU Sure-Vent®
  - 160 Branch, 500 Stack DFU Sure-Vent®
- Sweet Spot™ technology opens at -0.01 psi (-0.25" H<sub>2</sub>O) and seals at 0 psi and above
- Screening on air inlets to guard the seal
- Protective sleeve provides grip for installation and keeps valve from debris
- 100% functionally tested at 0.25" water and 30" water ensuring trouble-free performance
- Limited Lifetime Warranty

#### Listings

- ANSI/ASSE 1050 & ANSI/ASSE 1051
- ICC-ES PMG ESR-1664
- cNSFus
- IAPMO – Classified Mark
- ASTM D2661/D2665/F409

#### Code Approvals

- International Plumbing Code (IPC) 2012
- International Residential Code (IRC) 2012
- Uniform Plumbing Code (UPC) 2012 – Section 301.2

#### Installation


Read installation instructions prior to use of this product. Always consult local plumbing codes prior to installing an AAV. Individual, branch and circuit vents are permitted to terminate with a connection to a Sure-Vent® AAV. The Sure-Vent® AAV will only vent fixtures that are on the same floor level and connect to a horizontal branch drain. The horizontal branch drain shall connect to the drainage stack a maximum of four branch intervals from the top of the stack. The Sure-Vent® AAV should be located within the maximum developed length permitted for the vent. The Sure-Vent® AAV must be located a minimum of 4 inches above the horizontal branch drain and 6 inches above any insulation material and within 15 degrees of vertical. Every structure in which plumbing is installed shall have at least one primary stack vent. The stack vent should run as directly as possible from the building drain through to the open air.

Sure-Vent® AAVs are designed only to be installed during final fixtures placement (trim out) and should never be installed during the construction process. To ensure air-tight seal, apply pipe thread tape or FBC-approved pipe joint compound to male threads and remove protective sleeve after installation.

Sure-Vent® AAVs are intended for installation in the confines of a structure, cannot be exposed to outside elements and are intended for use between -40°F and 150°F. AAVs must be accessible for inspection and service.



# 14



## Pipe Support

Whether you are securing to or supporting below the wall, ceiling or floor, Oatey® offers clamps, brackets, and hooks to properly complete your supply line, DWV or heating applications. Oatey also offers products to protect your piping systems once installed.



## Ultimate Efficiency – DuoFit™ Clamp Fits both 1/2" and 3/4" Pipe

The **Oatey® DuoFit** clamp is designed to hold 1/2" or 3/4" pipe with one clamp. They can be used with copper, CPVC or PEX pipe and provide the versatility you need when mounting pipe vertically or horizontal. Move the pre-loaded nail and you can keep pipe off the stud and allow for expansion and contraction of the pipe system. They install easily and hold the pipe securely at any angle.

- Efficient – Use one clamp for two different size pipes.
- Nails are pre-loaded for fast installation.
- Mounts easily in tight areas using various nail angles.
- Can be used on copper, CPVC or PEX pipe systems.
- Temperature Range 0°F to 160°F.
- Constructed using black polypropylene.
- Can be used with hydronic systems.
- IAPMO certified.



## Universal Pipe Support

Oatey offers a complete range of pipe support products for all of your application needs. Whether it is securing supply lines, DWV pipe or supporting your work with brackets and bars, you can count on us.

- Available in white and black color plastic.
- Orientation of the strap can be reversed based on installation need.
- Straight and angled nail hole patterns to accommodate tough installation angles.
- Meets ASTM Requirements.
- IAPMO Approved.
- Strap adjusts to accommodate 1" – 6" diameter pipe.



PIPE SUPPORT



#34295 shown



**DuoFit™ Pipe Clamps**

- One clamp fits both 1/2" and 3/4" size pipes.
- Use on copper, CPVC and PEX.
- Move pre-loaded nail to keep pipe off of stud.
- Temperature range: 0°F - 160°F.
- Constructed of black polypropylene.

Product No.	Size	Description	Ctn. Qty.
34285	1/2" - 3/4"	DuoFit Pipe Support System with Nail (100 in polybag)	500 PCS
34295	1/2" - 3/4"	DuoFit Pipe Support System with Nail (12 in polybag)	6 BAGS
34297	1/2" - 3/4"	DuoFit Pipe Support System with Nail - 2.1 gallon bucket	400 PCS



#34286 shown




**Stand-Off™ Half Clamps**

- Clamps keep pipe completely off of the stud.
- Pre-loaded nail provides fast and easy installation.
- Made of high-impact polypropylene.
- Temperature range: 0°F - 160°F.

Product No.	Size	Description	Ctn. Qty.
34286	1/2"	Stand-Off Pipe Clamp with Nail (100 in polybag)	500 PCS
34287	3/4"	Stand-Off Pipe Clamp with Nail (100 in polybag)	500 PCS
34288	1"	Stand-Off Pipe Clamp with Nail (50 in polybag)	250 PCS
34298	1/2"	Stand-Off Pipe Clamp with Nail - 2.1 gallon bucket	500 PCS
34299	3/4"	Stand-Off Pipe Clamp with Nail - 2.1 gallon bucket	300 PCS

**Pipe Clamps With Nail**

- Pre-loaded nail feature provides fast and easy installation.
- Ribbed design insulates against water line noise.
- No corrosion – made of high impact polypropylene.
- Rust resistant nails.
- Can be used on hydronic systems.



#33900 shown



Product No.	Size	Description	Ctn. Qty.
<b>Half Clamp</b>			
33900	1/2"	Half Clamp w/ barbed nail (100 in polybag)	500 PCS.
33910	1/2"	Half Clamp w/ barbed nail (12 in polybag)	6 BAGS
34290	1/2"	Half Clamp w/ barbed nail - 900 in 2.1 gallon bucket	1 PCS
33901	3/4"	Half Clamp w/ barbed nail (100 in polybag)	500 PCS.
33911	3/4"	Half Clamp w/ barbed nail (12 in polybag)	6 BAGS
34291	3/4"	Half Clamp w/ barbed nail - 500 in 2.1 gallon bucket	1 PCS
33902	1"	Half Clamp w/ barbed nail (50 in polybag)	250 PCS.
33909	1"	Half Clamp w/ barbed nail (6 in polybag)	6 BAGS
34292	1"	Half Clamp w/ barbed nail - 300 in 2.1 gallon bucket	1 PCS



#33912 shown



<b>Full Clamp</b>			
33905	1/2"	Full Clamp w/ barbed nail (100 in polybag)	500 PCS.
33912	1/2"	Full Clamp w/ barbed nail (12 in polybag)	6 BAGS
33906	3/4"	Full Clamp w/ barbed nail (50 in polybag)	250 PCS.
33913	3/4"	Full Clamp w/ barbed nail (12 in polybag)	6 BAGS
33907	1"	Full Clamp w/ barbed nail (25 in polybag)	250 PCS.

## PIPE SUPPORT




#33914 shown



### Suspension Pipe Clamps

- Eliminates contact between the pipe and framing surface thereby reducing transmission of water line noise.
- No corrosion – made of durable polypropylene.
- Ribbed design allows faster cooling and pipe expansion and contraction.
- Can be used on hydronic systems.

Product No.	Size	Description	Ctn. Qty.
33935	1/2"	Suspension Pipe Clamp (100 in polybag)	500 PCS.
33914	1/2"	Suspension Pipe Clamp (6 in polybag)	6 BAGS
34293	1/2"	Suspension Pipe Clamp - 2.1 gallon bucket	325 PCS.
33936	3/4"	Suspension Pipe Clamp (100 in polybag)	500 PCS.
33915	3/4"	Suspension Pipe Clamp (6 in polybag)	6 BAGS
34294	3/4"	Suspension Pipe Clamp - 2.1 gallon bucket	250 PCS.
33937	1"	Suspension Pipe Clamp (50 in polybag)	250 PCS.
33876	1"	Suspension Pipe Clamp (6 in polybag)	6 BAGS
33956	1-1/4"	Suspension Pipe Clamp (25 in polybag)	250 PCS.
33957	1-1/2"	Suspension Pipe Clamp (25 in polybag)	250 PCS.
33958	2"	Suspension Pipe Clamp (25 in polybag)	250 PCS.




#33953 shown



### Insulating Pipe Clamps

- Designed to eliminate notching and wrapping of pipe when running water lines through framing.
- Reduces water line noise and vibration.
- No corrosion – made of low density polyethylene.

Product No.	Size	Description	Ctn. Qty.
33950	1/2"	Insulating Pipe Clamp (50 in polybag)	250 PCS.
33953	1/2"	Insulating Pipe Clamp (6 in polybag)	6 BAGS
33951	3/4"	Insulating Pipe Clamp (50 in polybag)	250 PCS.
33954	3/4"	Insulating Pipe Clamp (6 in polybag)	6 BAGS
33952	1"	Insulating Pipe Clamp (25 in polybag)	250 PCS.
33875	1"	Insulating Pipe Clamp (6 in polybag)	6 BAGS



#33916 shown




### Standard Pipe Clamps

- Clamp design allows pipe to be flush mounted to walls and joists.
- Minimizes the transmission of water line noise.
- No corrosion – made of high impact polypropylene.
- Ribbed design allows pipe to cool faster and expand/contract freely.
- Can be used on hydronic systems.

Product No.	Size	Description	Ctn. Qty.
33916	1/2"	Standard Pipe Clamp (6 in polybag)	6 BAGS
33940	1/2"	Standard Pipe Clamp (100 in polybag)	500 PCS.
33917	3/4"	Standard Pipe Clamp (6 in polybag)	6 BAGS
33941	3/4"	Standard Pipe Clamp (100 in polybag)	500 PCS.
33877	1"	Standard Pipe Clamp (6 in polybag)	6 BAGS
33942	1"	Standard Pipe Clamp (50 in polybag)	250 PCS.
33943	1-1/4"	Standard Pipe Clamp (25 in polybag)	250 PCS.
33944	1-1/2"	Standard Pipe Clamp (25 in polybag)	250 PCS.
33946	2"	Standard Pipe Clamp (25 in polybag)	250 PCS.





#33857 shown



### Metal Stud Insulating Pipe Clamps

- Reduces water line noise and vibration when running water lines through metal studs.
- Uses 1-11/32" hold diameter, with tabs for easy adjustment.
- 1/2" size has 1/4" and 3/8" holes.
- Can be used on hydronic systems.
- No corrosion – made of durable polypropylene.

Product No.	Size	Description	Ctn. Qty.
33856	1/2"	Metal Stud Insulating Pipe Clamp (50 in polybag)	250 PCS.
33857	3/4"	Metal Stud Insulating Pipe Clamp (50 in polybag)	250 PCS.
33858	1"	Metal Stud Insulating Pipe Clamp (25 in polybag)	250 PCS.



#33980 shown

### Copper Plated Pipe Support Bracket

- Supports any water supply lines penetrating the wall.
- Holes on 2" centers for 1/2" pipe and 4" centers for 3/4" and 1" copper pipe.
- Nail in place and solder pipe to copper plated bracket for secure installation.

Product No.	Description	Ctn. Qty.
33980	Pipe Support Bracket	25 PCS



#33965 shown

### Flat Tube Nailers

- Copper plated tube nailers provide quick nail support.
- Use with copper piping systems.

Product No.	Size	Description	Ctn. Qty.
33966	1/2" – 3/4"	Copper Coated Steel Nailer (100 in polybag)	1000 PCS.
33965	1/2" – 3/4"	Copper Coated Tube Nailer (12 in polybag)	36 BAGS



#33995 shown

### Copper Tube Straps

- Use with copper piping systems.
- Allows pipe to be flush mounted to walls, joists and rafters.

Product No.	Size	Description	Ctn. Qty.
33993	1/2"	Copper Tube Strap (50 in polybag)	500 PCS.
33995	1/2"	Copper Tube Strap (12 in polybag)	6 BAGS
33994	3/4"	Copper Tube Strap (50 in polybag)	500 PCS.
33996	3/4"	Copper Tube Strap (12 in polybag)	6 BAGS
33908	1"	Copper Tube Strap (12 in polybag)	6 BAGS

## PIPE SUPPORT



#33977 shown

### Copper and Steel Pipe Hooks

- Use with copper and galvanized piping systems.
- Support pipe from rafters or joists.
- Self-nailing.

Product No.	Size	Description	Ctn. Qty.
33971	1/2" x 6"	Copper Pipe Hook – 50 per Box	500 PCS.
33970	1/2" x 6"	Copper Pipe Hook – 12 per Bag	10 BAGS
33973	3/4" x 6"	Copper Pipe Hook – 50 per Box	500 PCS.
33972	3/4" x 6"	Copper Pipe Hook – 12 per Bag	10 BAGS
33975	1" x 6"	Copper Pipe Hook – 50 per Box	500 PCS.
33969	1" x 6"	Copper Pipe Hook – 6 per Bag	12 BAGS
33977	1/2" x 6"	Copper Pipe Hook – 6 per Bag	12 BAGS
33955	1/2" x 6"	Steel Pipe Hook – 6 per Bag	12 BAGS.
33998	1/2" x 6"	Steel Pipe Hook – 50 per Box	500 PCS.
33964	1/2" x 6"	Steel Pipe Hook – 12 per Bag	12 BAGS
33999	3/4" x 6"	Steel Pipe Hook – 50 per Box	500 PCS.
33979	3/4" x 6"	Steel Pipe Hook – 6 per Bag	12 BAGS
33997	1" x 6"	Steel Pipe Hook – 50 per Box	500 PCS.



#33740 shown



### DWV J-Hook

- Pre-loaded nails in stem.
- Diagonal nail path for use in tight applications.
- Locking finger for tight hold at any angle, including inverted.
- Additional holes allow securing with cable ties or other fasteners.
- Made of black and white ABS. Temperature range: -20°F - 180°F.

Product No.	Size	Description	Ctn. Qty.
33740	1-1/2" x 7-1/2"	DWV J-Hook - White (25 In Polybag)	300 PCS.
33760	1-1/2" x 7-1/2"	DWV J-Hook - White (4 In Polybag)	6 BAGS
33741	2" x 7-1/2"	DWV J-Hook - White (25 In Polybag)	300 PCS.
33761	2" X 7- 1/2"	DWV J-Hook - White (4 In Polybag)	6 BAGS
33742	3" x 7-1/2"	DWV J-Hook - White (25 In Polybag)	300 PCS.
33762	3" X 7-1/2"	DWV J-Hook - White (4 In Polybag)	6 BAGS
33743	4" x 7-1/2"	DWV J-Hook - White (25 In Polybag)	300 PCS.
33763	4" x 7-1/2"	DWV J-Hook - White (4 In Polybag)	6 BAGS
33755	1-1/2" x 7"	DWV J-Hook - Black (25 In Polybag)	300 PCS.
33756	2" x 7"	DWV J-Hook - Black (25 In Polybag)	300 PCS.
33757	3" x 7"	DWV J-Hook - Black (25 In Polybag)	300 PCS.
33758	4" x 7"	DWV J-Hook - Black (25 In Polybag)	300 PCS.



#33664 and #33665 shown



### Universal Pipe Support

- Available in white and black color plastic.
- Orientation of the strap can be reversed based on installation need.
- Straight and angled nail hole patterns to accommodate tough installation angles.
- Meets ASTM Requirements.
- IAPMO Approved.
- Strap adjusts to accommodate 1"-6" diameter pipe.

Product No.	Size	Description	Ctn. Qty.
33664	14"	Universal Black DWV Pipe Hanger	25 PCS
33665	14"	Universal White DWV Pipe Hanger	25 PCS
33779	26"	Universal Black DWV Pipe Hanger	25 PCS
33777	26"	Universal White DWV Pipe Hanger	25 PCS

PIPE SUPPORT



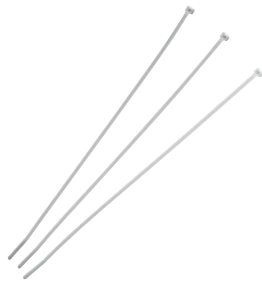
#33764 shown



**CTS Baby J-Hook**

- Support copper, CPVC and PEX water supply lines from joists and rafters.
- J-Hook nails flush against a wall or stud.
- Made of high impact ABS for increased load capacity.

Product No.	Size	Description	Ctn. Qty.
33745	1/2" x 4"	CTS Baby J-Hook (25 in polybag)	300 PCS.
33764	1/2" x 4"	CTS Baby J-Hook (6 in polybag)	6 BAGS
33746	3/4" x 4"	CTS Baby J-Hook (25 in polybag)	300 PCS.
33765	3/4" x 4"	CTS Baby J-Hook (6 in polybag)	6 BAGS
33747	1" x 4"	CTS Baby J-Hook (25 in polybag)	200 PCS.
33766	1" x 4"	CTS Baby J-Hook (6 in polybag)	6 BAGS



#33851 shown

**Cable, Conduit & Duct Ties**

- Enables cables, tubing, etc. to be secured together.
- Special locking device provides a positive, non-slip grip.
- Made of nylon.

Product No.	Size	Description	Ctn. Qty.
33850	7-1/2"	Ties for 1-3/4" diameter (25 in polybag)	12 BAGS
33851	11"	Ties for 3" diameter (25 in polybag)	12 BAGS
33852	14"	Ties for 4" diameter (25 in polybag)	12 BAGS
33854	34"	Ties for 10" diameter (6 in polybag)	12 BAGS
33855	48"	Ties for 15" diameter (6 in polybag)	12 BAGS



#33897 shown

**Stud Guards and FHA Plates**

- Provide protection for pipes and wiring installations.
- Stud guards have special self-nailing feature.
- Made of 16 or 18 gauge steel.

Product No.	Size	Description	Ctn. Qty.
33897	5" x 8"	16 Gauge BOCA Plate Meets BOCA Code P-309.2	25 PCS.
33899	5" x 8"	16 Gauge Self-Nailing BOCA Plate Meets BOCA Code P-309.2	25 PCS.
33893	1-1/2" x 3"	16 Gauge Self-Nailing Stud Guard – 2-1/2" between points	100 PCS.
33894	1-1/2" x 5"	16 Gauge Self-Nailing Stud Guard – 4-1/2" between points	100 PCS.
33895	1-1/2" x 6"	16 Gauge Self-Nailing Stud Guard – 5-1/2" between points	100 PCS.
33930	1-1/2" x 3"	18 Gauge Self-Nailing Stud Guard – 2-1/2" between points	100 PCS.
33933	1-1/2" x 3"	18 Gauge Self-Nailing Stud Guard – Barcoded	25 PCS.
33931	1-1/2" x 5"	18 Gauge Self-Nailing Stud Guard – 4-1/2" between points	100 PCS.
33934	1-1/2" x 5"	18 Gauge Self-Nailing Stud Guard – Barcoded	25 PCS.
33919	1-1/2" x 6"	18 Gauge Self-Nailing Stud Guard – 5-1/2" between points	100 PCS.
33932	1-1/2" x 9"	18 Gauge FHA Plate -Barcoded	25 PCS.



#33918 shown

**Metal Hanger Strap**

- Quick and inexpensive way to hang pipe from joists or rafters.
- Available in 24 and 28 gauge steel.

Product No.	Size	Description	Ctn. Qty.
33918	3/4" x 10'	24 Ga. Copper-Plated Steel Hanger Strap – Bagged	12 PCS.
33730	3/4" x 10'	24 Ga. Galvanized Steel Hanger Strap – Bagged	12 PCS.
33889	3/4" x 100'	28 Ga. Galvanized Steel Hanger Strap – Boxed	10 PCS.
33923	3/4" x 10'	28 Ga. Galvanized Steel Hanger Strap – Bagged	12 PCS.
33929	3/4" x 25'	28 Ga. Galvanized Steel Hanger Strap – Bagged	12 PCS.
33922	3/4" x 50'	28 Ga. Galvanized Steel Hanger Strap – Bulk	10 PCS.

## PIPE SUPPORT




#33925 shown

### Plastic Hanger Strap

- Nail holes are 1/8" in diameter and spaced 3/4" apart.
- Non-corrosive, non-conductive, polyethylene.
- Quick and inexpensive way to hang pipe from joists or rafters.

Product No.	Size	Description	Ctn. Qty.
33928	3/4" x 10'	Plastic Hanger Strap – Bagged	12 PCS.
33925	3/4" x 25'	Plastic Hanger Strap – Bagged	20 PCS.
33926	3/4" x 50'	Plastic Hanger Strap – Bagged	20 PCS.
33927	3/4" x 100'	Plastic Hanger Strap – Bagged	20 PCS.



#33989 shown

### Tab Tape® Self Fastening Hanger Strap

- Self fastening Hanger Strap.
  - No nuts or bolts required.
- Tab Tape® is a registered trademark of Hang it All Products.*

Product No.	Size	Description	Ctn. Qty.
33989	3/4" x 10'	Galvanized Tab Tape – 28 Ga. – Bagged	12 PCS.



#33982 shown

### Hycobar

- Multi-purpose galvanized strap.
- Made of 14 gauge steel to provide rugged support.

Product No.	Size	Description	Ctn. Qty.
33982	5/8" x 18"	Hycobar – 14 Ga.	100 PCS.
33983	5/8" x 26"	Hycobar – 14 Ga.	100 PCS.



#33692 shown

### Copper Plated Bell Hangers

- Designed with 13/16" standoff from mounting surface.
- Mounting screw has pierce point for use on metal studs.
- Recessed mounting screw does not contact the piping.
- Includes two clamp screws and one 2-1/2" screws.

Product No.	Size	Description	Ctn. Qty.
33691	1/2"	Copper Plated Bell Hanger	25 PCS.
33692	3/4"	Copper Plated Bell Hanger	25 PCS.
33693	1"	Copper Plated Bell Hanger	25 PCS.



#33699 shown

### Copper Plated Milford Hangers

- Hang copper tube size piping.
- Top set plate swivels and locks into place.

Product No.	Size	Description	Ctn. Qty.
33694	1/2" x 6"	Copper Plated Milford Hanger	25 PCS.
33695	3/4" x 6"	Copper Plated Milford Hanger	25 PCS.
33696	1" x 6"	Copper Plated Milford Hanger	25 PCS.
33697	1/2" x 12"	Copper Plated Milford Hanger	25 PCS.
33698	3/4" x 12"	Copper Plated Milford Hanger	25 PCS.
33699	1" x 12"	Copper Plated Milford Hanger	25 PCS.

# 15



## Brass, Plastic and Commercial Tubular/Grab Bars

Dearborn® offers an expansive assortment of accessories for its Brass, Plastic, and Commercial Tubular products. These products include Slip Joint Nuts and Washers; Flanges; Air Gaps; and multiple Garbage Disposal Accessories.



## ADA Compliant Lavatory Tubular Covers - Safety Series

For under-lavatory exposed plumbing in bathroom. Universal Design securely covers brass and plastic tubular with and without cleanouts. Accommodates both 1-1/4" and 1-1/2" tubular systems.

- Universal offering to cover brass, plastic, and Schedule 40 tubular
- Hook and loop fasteners make installation fast and simple
- EVA foam is easy to cut, size and measure to fit
- Easily accommodates offset supply lines
- Clean appearance and aesthetics



BRASS, PLASTIC AND COMMERCIAL TUBULAR/GRAB BARS

## Build a Better P-Trap with Premium TPE BLUE® Washers

Dearborn Brass® offers a complete line of lightweight and dependable plastic tubular products for all installations in 1-1/4" and 1-1/2" sizes. Dearborn tubular meets the industry standards and provides consistent quality and reliability. All of our P-traps include TPE BLUE premium washers. These washers incorporate a specially formulated blue Thermoplastic Elastomer (TPE) to prevent drying out and cracking. The material has superior flex fatigue resistance and extends the life of the product. Better yet, the TPE is flexible, easier to install and provides a secure seal with simple hand tightening.





## BRASS, PLASTIC AND COMMERCIAL TUBULAR/GRAB BARS



#ADA101 shown



#ADA103 shown



#ADA107 shown

### ADA Compliant Lavatory Tubular Covers - Safety Series

- Universal offering covers brass, plastic, and Schedule 40 tubular.
- EVA foam is easy to cut, size and measure to fit.
- Hook & loop fasteners make installation fast and simple.
- Flexible material easily accommodates offset supply lines.
- Clean appearance and aesthetics will not yellow over time.

Product No.	Description	Ctn. Qty.
ADA094	Single Supply and Valve Cover (1 Each)	10
ADA095	Wall Tube Extension Cover	10
ADA097	Offset Grid Drain Cover	10
ADA098	Two Supply Lines and Valve Covers (2 Each)	10
ADA099	Universal Plastic and Brass P-Trap and Straight Grid Drain Cover Kit	10
ADA100	Universal P-Trap Full Cover Kit, Offset Grid Drain, Two Supply Lines and Valve Covers	10
ADA101	Universal P-Trap Full Cover Kit, Straight Grid Drain, Two Supply Lines and Valve Covers	10
ADA106	Universal Plastic and Brass Offset Waste Arm Cover Kit	10
ADA107	Universal Plastic and Brass Center and End Outlet Waste Cover Kit	10
ADA108	Universal Plastic and Sink Trap (Mass Code) and Straight Grid Drain Cover Kit	10
ADA110	Universal P-Trap Full Cover Kit, Straight Grid Drain, Single Supply Line and Valve Cover	10
ADA111	Universal Plastic and Sink Trap (Mass Code) Full Cover Kit, Straight Grid Drain, Two Supply Lines and Valve Covers	10
ADA112	Universal Plastic and Sink Trap (Mass Code) Full Cover Kit, Offset Grid Drain, Two Supply Lines and Valve Covers	10
ADA103	Schedule 40 P-Trap and Straight Grid Drain Cover Kit	10
ADA104	Schedule 40 P-Trap Full Cover Kit, Single Supply Line and Valve Cover	10
ADA105	Schedule 40 P-Trap Full Cover Kit, Two Supply Lines & Valve Cover	10



#2700-1 shown

### 1-1/4" P-Traps

- Chrome plated or unfinished options available.
- Blue rubber washers.
- Multiple gauge, flange, joint type, nut material and wall tube lengths available.

Product No.	Size	Description	Ctn. Qty.
2700-1	1-1/4"	P-Trap - Budget Ga.	25
2700A-1	1-1/4"	P-Trap - Budget Ga. w/ 9.50" Wall Tube	25
2700DF-1	1-1/4"	P-Trap - Budget Ga. w/ Deep Flange	25
700-1	1-1/4"	P-Trap - 20 Ga.	25
700A-1	1-1/4"	P-Trap - 20 Ga. w/ 10" Wall Tube	25
700BN-1	1-1/4"	P-Trap - 20 Ga. w/ Brass Nuts	25
700DF-1	1-1/4"	P-Trap - 20 Ga. w/ Deep Flange	25
700DFBN-1	1-1/4"	P-Trap - 20 Ga. w/ Deep Flange & Brass Nuts	25
701-1	1-1/4"	P-Trap - 17 Ga.	25
701BN-1	1-1/4"	P-Trap - 17 Ga. w/ Brass Nuts	25
701DF-1	1-1/4"	P-Trap - 17 Ga. w/ Deep Flange	25
701DFBN-1	1-1/4"	P-Trap - 17 Ga. w/ Deep Flange & Brass Nuts	25
701A-1	1-1/4"	P-Trap - 17 Ga. w/ 10" Wall Tube	25
701ADF-1	1-1/4"	P-Trap - 17 Ga. w/ Deep Flange 10" Wall Tube	25



#2702-1 shown

**1-1/2" P-Traps**

- Chrome plated or unfinished options available.
- Blue rubber washers.
- Includes reducing washer.
- Multiple gauge, flange, joint type, nut material and wall tube lengths available.

Product No.	Size	Description	Ctn. Qty.
2702-1	1-1/2"	P-Trap - Budget Ga.	25
2702DF-1	1-1/2"	P-Trap - Budget Ga. w/ Deep Flange	25
702-1	1-1/2"	P-Trap - 20 Ga.	25
702BN-1	1-1/2"	P-Trap - 20 Ga. w/ Brass Nuts	25
702DF-1	1-1/2"	P-Trap - 20 Ga. w/ Deep Flange	25
702DFBN-1	1-1/2"	P-Trap - 20 Ga. w/ Deep Flange & Brass Nuts	25
702A-1	1-1/2"	P-Trap - 20 Ga. w/ 11.25" Wall Tube	25
704-1	1-1/2"	P-Trap - 17 Ga.	25
704BN-1	1-1/2"	P-Trap - 17 Ga. w/ Brass Nuts	25
704DF-1	1-1/2"	P-Trap - 17 Ga. w/ Deep Flange	25
704DFBN-1	1-1/2"	P-Trap - 17 Ga. w/ Deep Flange & Brass Nuts	25
704A-1	1-1/2"	P-Trap - 17 Ga. w/ 11.25" Wall Tube	25
704G-1	1-1/2"	P-Trap - 17 Ga. w/ Ground Joint	25
704GBN-1	1-1/2"	P-Trap - 17 Ga. w/ Ground Joint & Brass Nuts	25
704GBN-3	1-1/2"	P-Trap - 17 Ga. w/ Ground Joint & Brass Nuts, Unfinished	25
704GDFBN-1	1-1/2"	P-Trap - 17 Ga. w/ Ground Joint, Deep Flange & Brass Nuts	25
704GBNA-1	1-1/2"	P-Trap - 17 Ga. w/ Ground Joint & Brass Nuts w/ 15" Wall Tube	1
704GBNA-3	1-1/2"	P-Trap - 17 Ga. w/ Ground Joint, Brass Nuts & 15" Wall Tube, Unfinished	1



#705GBN-1 shown

**1-1/4" x 1-1/2" Choked Throat P-Traps**

- Chrome plated.
- Includes 1-1/4" blue rubber washer, 1-1/4" slip joint nut, 1-1/2" blue rubber washer & 1-1/2" slip joint nut.
- Ground joint & brass nut options available.

Product No.	Size	Description	Ctn. Qty.
705-1	1-1/4" x 1-1/2"	P-Trap - 17 Ga. w/ Choked Throat	25
705BN-1	1-1/4" x 1-1/2"	P-Trap - 17 Ga. w/ Choked Throat & Brass Nuts	25
705GBN-1	1-1/4" x 1-1/2"	P-Trap - 17 Ga. w/ Choked Throat, Ground Joint & Brass Nuts	25

## BRASS, PLASTIC AND COMMERCIAL TUBULAR/GRAB BARS



#707-1 shown

### P-Traps with Cleanout

- Chrome plated.
- Blue rubber washers.
- Cleanout provides convenient access point to building's drain pipes to clear clogs and debris.
- 1-1/2" traps include reducing washer.
- Multiple gauge, flange, joint type, nut material and wall tube lengths available.

Product No.	Size	Description	Ctn. Qty.
706-1	1-1/4"	P-Trap w/ Cleanout - 20 Ga.	10
707-1	1-1/4"	P-Trap w/ Cleanout - 17 Ga.	10
707DF-1	1-1/4"	P-Trap w/ Cleanout - 17 Ga. w/ Deep Flange	10
707BN-1	1-1/4"	P-Trap w/ Cleanout - 17 Ga. w/ Brass Nuts	10
707C-1	1-1/4"	P-Trap w/ Cleanout - 17 Ga. w/ 15" Wall Tube	10
708-1	1-1/2"	P-Trap w/ Cleanout - 20 Ga.	10
710-1	1-1/2"	P-Trap w/ Cleanout - 17 Ga.	10
710BN-1	1-1/2"	P-Trap w/ Cleanout - 17 Ga. w/ Brass Nuts	10
710DF-1	1-1/2"	P-Trap w/ Cleanout - 17 Ga. w/ Deep Flange	10
710GBN-1	1-1/2"	P-Trap w/ Cleanout - 17 Ga. w/ Ground Joint & Brass Nuts	10
710GDFBN-1	1-1/2"	P-Trap w/ Cleanout - 17 Ga. w/ Ground Joint, Deep Flange & Brass Nuts	10



#700R-1 shown

### Repair Traps

- Chrome plated.
- Blue rubber washers.
- Durable, replacement part.

Product No.	Size	Description	Ctn. Qty.
700R-1	1-1/4"	Repair Trap - 20 Ga.	10
702R-1	1-1/2"	Repair Trap - 20 Ga. w/ Reducing Washer	10



#714A-1 shown

### Low Inlet Tube P-Traps

- Chrome plated.
- Blue rubber washers.
- Low profile for tight space restrictions such as cabinets.

Product No.	Size	Description	Ctn. Qty.
711A-1	1-1/4"	P-Trap, Low Inlet - 17 Ga.	10
714A-1	1-1/2"	P-Trap, Low Inlet - 17 Ga. w/ Reducing Washer	10



#750-1 shown

### L.A. Code Trap

- Clear LPDE washers.
- Includes reducing washer.
- Captive nut.

Product No.	Size	Description	Ctn. Qty.
750-1	1-1/2"	L.A. Code Trap - 17 Ga.	10
750-3	1-1/2"	L.A. Code Trap - 17 Ga., Unfinished	10

# BRASS, PLASTIC AND COMMERCIAL TUBULAR/GRAB BARS



#747GDFBN-1 shown

## Washington Code Sink Traps

- Chrome plated.
- Blue rubber washer.
- Includes reducing washer.
- Brass nuts.
- Ground joint.
- Deep flange.

Product No.	Size	Description	Ctn. Qty.
743GDFBN-1	1-1/2" x 1-1/4"	Washington Code Sink Trap - 17 Ga.	10
747GDFBN-1	1-1/2" x 1-1/4"	Washington Code Sink Trap w/ Cleanout - 17 Ga.	10
727DFBN-6-1	1-1/2" x 1-1/4"	Washington Code Sink Trap w/ Cleanout & 6" Sweat Extension Tube - 17 Ga.	10



#730GPBN-6-1 shown

## Massachusetts Code Sink Traps

- Chrome plated.
- Blue rubber washers.
- Includes reducing washer.
- Ground joint.
- 2" x 6" cover tube.
- Includes escutcheon.



#732GPBN-6-1 shown

Product No.	Size	Description	Ctn. Qty.
730GPBN-6-1	1-1/2" x 1-1/4"	Massachusetts Code Sink Trap w/ Schedule 40 PVC Adapter - 17 Ga.	5
730GABN-6-1	1-1/2" x 1-1/4"	Massachusetts Code Sink Trap w/ Schedule 40 ABS Adapter - 17 Ga.	5
732GPBN-6-1	1-1/2" x 1-1/4"	Massachusetts Code Sink Trap w/ Schedule 40 ABS Adapter & Cleanout - 17 Ga.	5



#736W-1 shown

## Sink Traps

- Chrome plated.
- Blue rubber washers.
- 1-1/2" includes reducing washer.
- Captive nut.

Product No.	Size	Description	Ctn. Qty.
736W-1	1-1/4"	Sink Trap w/ Washer Joint NPT - 20 Ga.	10
738W-1	1-1/2"	Sink Trap w/ Washer Joint NPT - 20 Ga.	10
740W-1	1-1/2"	Sink Trap w/ Washer Joint NPT - 17 Ga.	10
740-1	1-1/2"	Sink Trap w/ Ground Joint NPT - 17 Ga.	10



#2651-1 shown

## J-Bends

- Chrome plated.
- Blue rubber washers.
- 1-1/2" includes reducing washer.

Product No.	Size	Description	Ctn. Qty.
2650-1	1-1/4"	J-Bend - Budget Ga.	10
650-1	1-1/4"	J-Bend - 20 Ga.	10
652-1	1-1/4"	J-Bend - 17 Ga.	10
2651-1	1-1/2"	J-Bend - Budget Ga.	10
651-1	1-1/2"	J-Bend - 20 Ga.	10
653-1	1-1/2"	J-Bend - 17 Ga.	10

## BRASS, PLASTIC AND COMMERCIAL TUBULAR/GRAB BARS



#656W-1 shown

### Sink J-Bends

- Chrome plated.
- Blue rubber washers.
- 1-1/2" includes reducing washer.
- Captive nut.

Product No.	Size	Description	Ctn. Qty.
656W-1	1-1/4"	Sink J-Bend w/ Washer Joint - 20 Ga.	10
2654W-1	1-1/2"	Sink J-Bend w/ Washer Joint - Budget Ga.	10
654W-1	1-1/2"	Sink J-Bend w/ Washer Joint - 20 Ga.	10
655W-1	1-1/2"	Sink J-Bend w/ Washer Joint - 17 Ga.	10
654-1	1-1/2"	Sink J-Bend w/ Ground Joint - 20 Ga.	10
655BN-1	1-1/2"	Sink J-Bend w/ Ground Joint - 17 Ga. w/ Brass Nuts	10
655BN-3	1-1/2"	Sink J-Bend w/ Ground Joint - 17 Ga. w/ Brass Nuts, Unfinished	10



#2402A-1 shown

### Wall Tubes

- Chrome plated.
- Step on wall tube.

Product No.	Size	Description	Ctn. Qty.
401A-17-1	1-1/4" x 10"	Wall Tube - 17 Ga.	10
401B-17-1	1-1/4" x 15"	Wall Tube - 17 Ga.	10
401C-17-1	1-1/4" x 21"	Wall Tube - 17 Ga.	25
401D-17-1	1-1/4" x 33"	Wall Tube - 17 Ga.	25
401E-17-1	1-1/4" x 45"	Wall Tube - 17 Ga.	10
2402A-1	1-1/2" x 11-1/4"	Wall Tube - Budget Ga.	10
402-17-1	1-1/2" x 8-1/4"	Wall Tube - 17 Ga.	10
402A-17-1	1-1/2" x 11-1/4"	Wall Tube - 17 Ga.	10
402B-17-1	1-1/2" x 15"	Wall Tube - 17 Ga.	10
402C-17-1	1-1/2" x 21"	Wall Tube - 17 Ga.	25
402D-17-1	1-1/2" x 33"	Wall Tube - 17 Ga.	25
402E-17-1	1-1/2" x 45"	Wall Tube - 17 Ga.	20
402F-17-1	1-1/2" x 57"	Wall Tube - 17 Ga.	20



#720-1 shown

### S-Traps

- Chrome plated.
- Blue rubber washers.
- 1-1/2" includes reducing washer.
- 20" straight tube.

Product No.	Size	Description	Ctn. Qty.
2718-1	1-1/4"	S-Trap - Budget Ga.	5
718-1	1-1/4"	S-Trap - 20 Ga.	5
718DF-1	1-1/4"	S-Trap - 20 Ga. w/ Deep Flange	5
719-1	1-1/4"	S-Trap - 17 Ga.	5
719DFBN-1	1-1/4"	S-Trap - 17 Ga. w/ Deep Flange & Brass Nuts	5
725BN-1	1-1/4"	S-Trap - 17 Ga. w/ Cleanout & Brass Nuts	5
2720-1	1-1/2"	S-Trap - Budget Ga.	5
720-1	1-1/2"	S-Trap - 20 Ga.	5
722DFBN-1	1-1/2"	S-Trap - 17 Ga. w/ Deep Flange & Brass Nuts	5



#725BN-1 shown

# BRASS, PLASTIC AND COMMERCIAL TUBULAR/GRAB BARS



#89-17-1 shown

## Washing Machine Trap

- Chrome plated.
- Blue rubber washers.

Product No.	Size	Description	Ctn. Qty.
89-17-1	1-1/2" x 25-1/2"	Washing Machine Trap NPT-17 Ga.	1



#111A-1 shown

## End Outlet Waste

- Chrome plated.
- Blue rubber washers.
- For use with dual sink applications.



#2121A-1 shown

Product No.	Size	Description	Ctn. Qty.
2108A-1	1-1/2" x 16"	End Outlet Waste, Slip Joint Connection - Budget Ga.	10
108B-1	1-1/2" x 16"	End Outlet Waste, Slip Joint Connection - 20 Ga.	10
111A-1	1-1/2" x 16"	End Outlet Waste, Slip Joint Connection - 17 Ga.	10
111ABN-1	1-1/2" x 16"	End Outlet Waste, Slip Joint Connection - 17 Ga. w/ Brass Nuts	10
2178A-1	1-1/2" x 16"	End Outlet Waste, Slip Joint Connection w/ Baffle Tee - Budget Ga.	10
78A-1	1-1/2" x 16"	End Outlet Waste, Slip Joint Connection w/ Baffle Tee - 20 Ga.	10
78A-17-1	1-1/2" x 16"	End Outlet Waste, Slip Joint Connection w/ Baffle Tee - 17 Ga.	10
78A-17BN-1	1-1/2" x 16"	End Outlet Waste, Slip Joint Connection w/ Baffle Tee - 17 Ga. w/ Brass Nuts	10
2121A-1	1-1/2" x 16"	End Outlet Waste, Hi-Line (Flanged Connection) - Budget Ga.	10
121A-1	1-1/2" x 16"	End Outlet Waste, Hi-Line (Flanged Connection) - 20 Ga.	10
121B-1	1-1/2" x 21"	End Outlet Waste, Hi-Line (Flanged Connection) - 20 Ga.	10
131A-1	1-1/2" x 16"	End Outlet Waste, Hi-Line (Flanged Connection) - 17 Ga.	10
2181A-1	1-1/2" x 16"	End Outlet Waste, Hi-Line (Flanged Connection) w/ Baffle Tee - Budget Ga.	10



#109-20-1 shown

## 3 Part End Outlet Waste

- Chrome plated.
- Blue rubber washers.
- Two 22" arms.
- For use with three sink commercial applications.

Product No.	Size	Description	Ctn. Qty.
109-20-1	1-1/2" x 48"	3 Part End Outlet Waste, Slip Joint Connection - 20 Ga.	1



#50-3 shown

## L.A. Code End Outlet Waste

- Blue rubber washers.
- Brass nuts.
- For use with dual sink applications.

Product No.	Size	Description	Ctn. Qty.
50-3	1-1/2" x 16"	L.A. Code End Outlet Waste - 20 Ga., Unfinished	10



#123A-1 shown

## Center Outlet Waste

- Chrome plated.
- Blue rubber washers.
- For use with dual sink applications.



#114A-1 shown

Product No.	Size	Description	Ctn. Qty.
2114A-1	1-1/2" x 16"	Center Outlet Waste, Slip Joint Connection - Budget Ga.	5
114A-1	1-1/2" x 16"	Center Outlet Waste, Slip Joint Connection - 20 Ga.	5
114B-1	1-1/2" x 21"	Center Outlet Waste, Slip Joint Connection - 20 Ga.	5
117A-1	1-1/2" x 16"	Center Outlet Waste, Slip Joint Connection - 17 Ga.	5
79A-1	1-1/2" x 16"	Center Outlet Waste, Slip Joint Connection w/ Baffle Tee - 20 Ga.	5
2123A-1	1-1/2" x 16"	Center Outlet Waste, Hi-Line (Flanged) Connection - Budget Ga.	5
123A-1	1-1/2" x 16"	Center Outlet Waste, Hi-Line (Flanged) Connection - 20 Ga.	5
133A-1	1-1/2" x 16"	Center Outlet Waste, Hi-Line (Flanged) Connection - 17 Ga.	5
83A-1	1-1/2" x 16"	Center Outlet Waste, Hi-Line (Flanged) Connection w/ Baffle Tee - 20 Ga.	5



## BRASS, PLASTIC AND COMMERCIAL TUBULAR/GRAB BARS



#2185-1 shown #2186-1 shown



#163B-1 shown

### Baffle Tees & Accessories

- Chrome plated.
- Blue rubber washers.
- Baffle tees direct water down the tailpiece.
- Durable replacement parts for center & end outlet wastes.

Product No.	Size	Description	Ctn. Qty.
2185-1	1-1/2"	Baffle Tee - 20 Ga. For Slip Joint End Outlet Waste	10
2185-17-1	1-1/2"	Baffle Tee - 17 Ga. For Slip Joint End Outlet Waste	10
2186-1	1-1/2"	Baffle Tee - 20 Ga. For Center Outlet Waste	10
163B-1	1-1/2"	Hi-Line Nipple Only - Convert Slip Joint Connection to Hi-Line	10



#138-1 shown



#2137-1 shown

### Waste Arms

- Chrome plated & unfinished options available.
- Blue rubber washer.
- Multiple gauge, nut material & lengths available.

Product No.	Size	Description	Ctn. Qty.
2138-1	1-1/2" x 7"	Waste Arm w/ Hi-Line (Flanged) For 16" Center Outlet - Budget Ga.	10
2138C-1	1-1/2" x 15"	Waste Arm w/ Hi-Line (Flanged) For 16" End Outlet - Budget Ga.	10
138-1	1-1/2" x 7"	Waste Arm w/ Hi-Line (Flanged) For 16" Center Outlet - 20 Ga.	10
138C-1	1-1/2" x 15"	Waste Arm w/ Hi-Line (Flanged) For 16" End Outlet - 20 Ga.	10
138D-1	1-1/2" x 20"	Waste Arm w/ Hi-Line (Flanged) For 21" End Outlet - 20 Ga.	10
138B-17-1	1-1/2" x 11"	Waste Arm w/ Hi-Line (Flanged) For 24" Center Outlet - 17 Ga.	10
138C-17-1	1-1/2" x 15"	Waste Arm w/ Hi-Line (Flanged) For 16" End Outlet - 17 Ga.	10
138E-17-1	1-1/2" x 23"	Waste Arm w/ Hi-Line (Flanged) For 24" End Outlet - 17 Ga.	10
2137-1	1-1/2" x 7"	Waste Arm w/ Slip Joint For 16" Center Outlet - Budget Ga.	10
2137B-1	1-1/2" x 11"	Waste Arm w/ Slip Joint For 24" Center Outlet - Budget Ga.	10
2137C-1	1-1/2" x 15"	Waste Arm w/ Slip Joint For 16" Center Outlet - Budget Ga.	10
137-1	1-1/2" x 7"	Waste Arm w/ Slip Joint For 16" Center Outlet - 20 Ga.	10
137C-1	1-1/2" x 15"	Waste Arm w/ Slip Joint For 16" End Outlet - 20 Ga.	10
137CBN-3	1-1/2" x 15"	Waste Arm w/ Slip Joint For 16" End Outlet - 20 Ga. w/ Brass Nuts, Unfinished	10
137D-1	1-1/2" x 20"	Waste Arm w/ Slip Joint For 21" End Outlet - 20 Ga.	10
137E-1	1-1/2" x 23"	Waste Arm w/ Slip Joint For 24" End Outlet - 20 Ga.	10
137EBN-3	1-1/2" x 23"	Waste Arm w/ Slip Joint For 24" End Outlet - 20 Ga. w/ Brass Nuts, Unfinished	10
137-17BN-1	1-1/2" x 7"	Waste Arm w/ Slip Joint For 16" Center Outlet - 17 Ga. w/ Brass Nuts	10
137C-17-1	1-1/2" x 15"	Waste Arm w/ Slip Joint For 16" End Outlet - 17 Ga.	10
137C-17BN-3	1-1/2" x 15"	Waste Arm w/ Slip Joint For 16" End Outlet - 17 Ga. w/ Brass Nuts, Unfinished	10
137E-17-1	1-1/2" x 23"	Waste Arm w/ Slip Joint For 24" End Outlet - 17 Ga.	10



#790-1 shown

**1-1/4" Extension Tubes**

- Chrome plated & unfinished options available.
- Blue rubber washers.
- Multiple gauge, nut material & lengths available.

Product No.	Size	Description	Ctn. Qty.
790-1	1-1/4" x 6"	Extension Tube w/ Slip Joint - Budget Ga.	10
790A-1	1-1/4" x 8"	Extension Tube w/ Slip Joint - Budget Ga.	10
791A-1	1-1/4" x 12"	Extension Tube w/ Slip Joint - Budget Ga.	10
790-20-1	1-1/4" x 6"	Extension Tube w/ Slip Joint - 20 Ga.	10
790A-20-1	1-1/4" x 8"	Extension Tube w/ Slip Joint - 20 Ga.	10
791A-20-1	1-1/4" x 12"	Extension Tube w/ Slip Joint - 20 Ga.	10
791A-20BN-1	1-1/4" x 12"	Extension Tube w/ Slip Joint- 20 Ga. w/ Brass Nuts	10
790-17-1	1-1/4" x 6"	Extension Tube w/ Slip Joint - 17 Ga.	10
790-17BN-1	1-1/4" x 6"	Extension Tube w/ Slip Joint - 17 Ga. w/ Brass Nut	10
790A-17-1	1-1/4" x 8"	Extension Tube w/ Slip Joint - 17 Ga.	10
790A-17BN-1	1-1/4" x 8"	Extension Tube w/ Slip Joint - 17 Ga. w/ Brass Nut	10
791A-17-1	1-1/4" x 12"	Extension Tube w/ Slip Joint - 17 Ga.	10
791A-17BN-1	1-1/4" x 12"	Extension Tube w/ Slip Joint - 17 Ga. w/ Brass Nut	10
791B-17BN-1	1-1/4" x 24"	Extension Tube w/ Slip Joint - 17 Ga. w/ Brass Nut	10



#792A-20BN-1 shown

**1-1/2" Extension Tubes**

- Chrome plated & unfinished options available.
- Blue rubber washers.
- 1-1/2" includes reducing washer.
- Multiple gauge, nut material & lengths available.

Product No.	Size	Description	Ctn. Qty.
792-1	1-1/2" x 6"	Extension Tube w/ Slip Joint - Budget Ga.	10
792A-1	1-1/2" x 8"	Extension Tube w/ Slip Joint - Budget Ga.	10
793A-1	1-1/2" x 12"	Extension Tube w/ Slip Joint - Budget Ga.	10
792-20-1	1-1/2" x 6"	Extension Tube w/ Slip Joint - 20 Ga.	10
792A-20-1	1-1/2" x 8"	Extension Tube w/ Slip Joint - 20 Ga.	10
792A-20BN-1	1-1/2" x 8"	Extension Tube w/ Slip Joint - 20 Ga. w/ Brass Nut	10
793A-20-1	1-1/2" x 12"	Extension Tube w/ Slip Joint - 20 Ga.	10
793A-20BN-1	1-1/2" x 12"	Extension Tube w/ Slip Joint - 20 Ga. w/ Brass Nut	10
793A-20BN-3	1-1/2" x 12"	Extension Tube w/ Slip Joint - 20 Ga. w/ Brass Nut, Unfinished	10
792-17-1	1-1/2" x 6"	Extension Tube w/ Slip Joint - 17 Ga.	10
792A-17-1	1-1/2" x 8"	Extension Tube w/ Slip Joint - 17 Ga.	10
792A-17BN-1	1-1/2" x 8"	Extension Tube w/ Slip Joint - 17 Ga. w/ Brass Nut	10
793A-17-1	1-1/2" x 12"	Extension Tube w/ Slip Joint - 17 Ga.	10
793A-17BN-1	1-1/2" x 12"	Extension Tube w/ Slip Joint - 17 Ga. w/ Brass Nut	10
793A-17BN-3	1-1/2" x 12"	Extension Tube w/ Slip Joint - 17 Ga. w/ Brass Nut, Unfinished	10
794-17BN-1	1-1/2" x 24"	Extension Tube w/ Slip Joint - 17 Ga. w/ Brass Nut	10

## BRASS, PLASTIC AND COMMERCIAL TUBULAR/GRAB BARS



#793BD-20BN-1 shown

### Double Slip Joint Extension Tubes

- Chrome plated & unfinished options available.
- Blue rubber washers.
- 1-1/2" includes reducing washer.
- Includes 2 nuts.

Product No.	Size	Description	Ctn. Qty.
791B-1	1-1/4" x 12"	Double Slip Joint Extension Tube - Budget Ga.	5
791BD-1	1-1/4" x 16"	Double Slip Joint Extension Tube - Budget Ga.	5
791BD-20BN-1	1-1/4" x 16"	Double Slip Joint Extension Tube - 20 Ga. w/ Brass Nuts	5
793B-1	1-1/2" x 12"	Double Slip Joint Extension Tube - Budget Ga.	5
793BD-1	1-1/2" x 16"	Double Slip Joint Extension Tube - Budget Ga.	5
793BD-20BN-1	1-1/2" x 16"	Double Slip Joint Extension Tube - 20 Ga. w/ Brass Nuts	5
793BD-20BN-3	1-1/2" x 16"	Double Slip Joint Extension Tube - 20 Ga. w/ Brass Nuts, Unfinished	5



#788A-1 shown

### Extension Tubes with Solder Joint

- Chrome plated & unfinished options available.
- Recommended for use with Oatey Flux & Solder.

Product No.	Size	Description	Ctn. Qty.
787A-1	1-1/4" x 12"	Extension Tube w/ Solder Joint - Budget Ga.	10
787A-17-1	1-1/4" x 12"	Extension Tube w/ Solder Joint - 17 Ga.	10
788A-1	1-1/2" x 8"	Extension Tube w/ Solder Joint - Budget Ga.	10
789A-1	1-1/2" x 12"	Extension Tube w/ Solder Joint - Budget Ga.	10
789A-17-1	1-1/2" x 12"	Extension Tube w/ Solder Joint - 17 Ga.	10
789A-17-3	1-1/2" x 12"	Extension Tube w/ Solder Joint - 17 Ga., Unfinished	10



#819-1 shown

### Double Extension Tubes with Threaded Joints

- Chrome plated & unfinished options available.
- Multiple gauge & lengths available.

Product No.	Size	Description	Ctn. Qty.
819-1	1-1/4" x 6"	Extension Tube, Threaded Both Ends - 20 Ga.	10
820A-1	1-1/4" x 8"	Extension Tube, Threaded Both Ends - 20 Ga.	10
822-1	1-1/4" x 12"	Extension Tube, Threaded Both Ends - 20 Ga.	10
822-3	1-1/4" x 12"	Extension Tube, Threaded Both Ends - 20 Ga., Unfinished	10
820C-1	1-1/4" x 8"	Extension Tube, Threaded Both Ends - 17 Ga.	10
822A-1	1-1/4" x 12"	Extension Tube, Threaded Both Ends - 17 Ga.	10
824-1	1-3/8" x 12"	Extension Tube, Threaded Both Ends - 17 Ga.	10
828-1	1-1/2" x 6"	Extension Tube, Threaded Both Ends - 20 Ga.	10
825A-1	1-1/2" x 8"	Extension Tube, Threaded Both Ends - 20 Ga.	10
827-1	1-1/2" x 12"	Extension Tube, Threaded Both Ends - 20 Ga.	10
827-3	1-1/2" x 12"	Extension Tube, Threaded Both Ends - 20 Ga., Unfinished	10
827A-1	1-1/2" x 12"	Extension Tube, Threaded Both Ends - 17 Ga.	10
827A-3	1-1/2" x 12"	Extension Tube, Threaded Both Ends - 17 Ga., Unfinished	10



#798-1 shown

**Flanged Strainer Tailpieces**

- Chrome plated & unfinished options available.
- Multiple gauge & lengths available.

Product No.	Size	Description	Ctn. Qty.
795-1	1-1/2" x 1-1/4" x 6"	Flanged Strainer Tailpiece - 20 Ga.	10
796-1	1-1/2" x 1-1/4" x 8"	Flanged Strainer Tailpiece - 20 Ga.	10
798-1	1-1/2" x 1-1/4" x 12"	Flanged Strainer Tailpiece - 20 Ga.	10
799-1	1-1/2" x 4"	Flanged Strainer Tailpiece - Budget Ga.	10
799-3	1-1/2" x 4"	Flanged Strainer Tailpiece - Budget Ga., Unfinished	10
800-1	1-1/2" x 6"	Flanged Strainer Tailpiece - Budget Ga.	10
801-1	1-1/2" x 8"	Flanged Strainer Tailpiece - Budget Ga.	10
803-1	1-1/2" x 12"	Flanged Strainer Tailpiece - Budget Ga.	10
800-20-1	1-1/2" x 6"	Flanged Strainer Tailpiece - 20 Ga.	10
801-20-1	1-1/2" x 8"	Flanged Strainer Tailpiece - 20 Ga.	10
801-20-3	1-1/2" x 8"	Flanged Strainer Tailpiece - 20 Ga., Unfinished	10
803-20-1	1-1/2" x 12"	Flanged Strainer Tailpiece - 20 Ga.	10
803-20-3	1-1/2" x 12"	Flanged Strainer Tailpiece - 20 Ga., Unfinished	10
799-17-1	1-1/2" x 4"	Flanged Strainer Tailpiece -17 Ga.	10
799-17-3	1-1/2" x 4"	Flanged Strainer Tailpiece, 17 Ga., Unfinished	10
800-17-1	1-1/2" x 6"	Flanged Strainer Tailpiece -17 Ga.	10
800-17-3	1-1/2" x 6"	Flanged Strainer Tailpiece -17 Ga., Unfinished	10
801-17-1	1-1/2" x 8"	Flanged Strainer Tailpiece -17 Ga.	10
801-17-3	1-1/2" x 8"	Flanged Strainer Tailpiece -17 Ga., Unfinished	10
803-17-1	1-1/2" x 12"	Flanged Strainer Tailpiece -17 Ga.	10
803-17-3	1-1/2" x 12"	Flanged Strainer Tailpiece -17 Ga., Unfinished	10



#803BD-1 shown

**Double Flanged Strainer Tailpieces**

- Chrome plated & unfinished options available.
- Multiple gauge & lengths available.

Product No.	Size	Description	Ctn. Qty.
803BD-1	1-1/2" x 12"	Double Flanged Strainer Tailpiece - Budget Ga.	10
803ED-1	1-1/2" x 16"	Double Flanged Strainer Tailpiece - Budget Ga.	10
803ED-20-1	1-1/2" x 16"	Double Flanged Strainer Tailpiece. - 20 Ga.	10
803ED-20-3	1-1/2" x 16"	Double Flanged Strainer Tailpiece - 20 Ga., Unfinished	10
803ED-17-1	1-1/2" x 16"	Double Flanged Strainer Tailpiece -17 Ga.	10
803ED-17-3	1-1/2" x 16"	Double Flanged Strainer Tailpiece -17 Ga., Unfinished	10

## BRASS, PLASTIC AND COMMERCIAL TUBULAR/GRAB BARS



#812B-1 shown



#814B-1 shown




#814TB-1 shown



#814ET-1 shown



#831-1 shown



#100-20-1 shown

### Branch Tailpieces with Hi-Line (Flanged) Connection

- Chrome plated & unfinished options available.
- For use with dishwasher or condensate connections.
- Multiple gauge & lengths available.
- Captured nut.

Product No.	Size	Description	Ctn. Qty.
812A-1	1-1/2" x 6"	Branch Tailpiece, 1/2" Nominal Sweat Branch, Budget Ga.	10
812B-1	1-1/2" x 8"	Branch Tailpiece, 1/2" Nominal Sweat Branch, Budget Ga.	10
812B-3	1-1/2" x 8"	Branch Tailpiece, 1/2" Nominal Sweat Branch, Budget Ga., Unfinished	10
812B-17BN-3	1-1/2" x 8"	Branch Tailpiece, 1/2" Nominal Sweat Branch, 17 Ga. w/ Brass Nuts, Unfinished	10
813B-1	1-1/2" x 8"	Branch Tailpiece, 1/2" Nominal Sweat Branch or 3/4" Hose & Clamp, Budget Ga.	10
813B-3	1-1/2" x 12"	Branch Tailpiece, 1/2" Nominal Sweat Branch, Budget Ga. w/ Brass Nuts	10
814A-1	1-1/2" x 6"	Branch Tailpiece, 7/8" Hose & Clamp, Budget Ga.	10
814B-1	1-1/2" x 8"	Branch Tailpiece, 7/8" Hose & Clamp, Budget Ga.	10
814BBN-1	1-1/2" x 8"	Branch Tailpiece, 7/8" Hose & Clamp, 20 Ga. w/ Brass Nuts	10
814B-17-1	1-1/4" x 8"	Branch Tailpiece, 7/8" Hose & Clamp, 17 Ga.	10

### Branch Tailpieces with Threaded Top Connection

- Chrome plated & unfinished options available.
- For use with dishwasher or condensate connections.
- Multiple gauge & lengths available.

Product No.	Size	Description	Ctn. Qty.
814TB-1	1-1/2" x 8"	Branch Tailpiece, 7/8" Hose & Clamp, 20 Ga.	10
817TB-1	1-1/4" x 8"	Branch Tailpiece, 7/8" Hose & Clamp, 20 Ga.	10

### Branch Tailpieces with Slip Joint Connection

- Chrome plated & unfinished options available.
- For use with dishwasher or condensate connections.
- Multiple gauge & lengths available.

Product No.	Size	Description	Ctn. Qty.
814ET-1	1-1/2" x 8"	Branch Tailpiece, 7/8" Hose & Clamp, 20 Ga.	10
814ETBN-1	1-1/2" x 8"	Branch Tailpiece, 7/8" Hose & Clamp, 20 Ga. w/ Brass Nut	10
814ETBN-3	1-1/2" x 8"	Branch Tailpiece, 7/8" Hose & Clamp, 20 Ga. w/ Brass Nut, Unfinished	10
814ET-17-1	1-1/2" x 8"	Branch Tailpiece, 7/8" Hose & Clamp, 17 Ga.	10
817ET-1	1-1/4" x 8"	Branch Tailpiece, 7/8" Hose & Clamp, 20 Ga.	10
817ETBN-1	1-1/4" x 8"	Branch Tailpiece, 7/8" Hose & Clamp, 20 Ga. w/ Brass Nut	10
817ETBN-3	1-1/4" x 8"	Branch Tailpiece, 7/8" Hose & Clamp, 20 Ga. w/ Brass Nut, Unfinished	10

### Trap Primer Tailpieces

- Chrome plated.
- Brass nut.
- 0.625" O.D. tube compression sleeve & nut.
- Replenishes water in floor drain traps to prevent escape of sewer gas.

Product No.	Size	Description	Ctn. Qty.
831-1	1-1/4"	Trap Primer Tailpiece, Threaded Top Connection - 17 Ga.	10
832-1	1-1/2"	Trap Primer Tailpiece, Hi-Line (Flanged) Captured Nut Connection - 17 Ga.	10

### Disposer Kits

- Chrome plated.
- Blue rubber washers.
- Includes rubber disposal washer.
- For connection to garbage disposals.

Product No.	Size	Description	Ctn. Qty.
100-22-1	1-1/2" x 13"	Center to End Disposer Kit - Budget Ga.	10
100-20-1	1-1/2" x 13"	Center to End Disposer Kit - 20 Ga.	10
100-17-1	1-1/2" x 13"	Center to End Disposer Kit - 17 Ga.	10

# BRASS, PLASTIC AND COMMERCIAL TUBULAR/GRAB BARS



#1046-1 shown

## Double Slip Joint Trap Offset

- Chrome plated.
- Blue rubber washers.
- Assists with aligning tubular system.

Product No.	Size	Description	Ctn. Qty.
1046-1	1-1/4"	Double Slip Joint Trap Offset - 20 Ga.	5
1046-17BN-1	1-1/4"	Double Slip Joint Trap Offset - 17 Ga. w/ Brass Nuts	5
1046A-1	1-1/2"	Double Slip Joint Trap Offset - 20 Ga.	5
1046ABN-1	1-1/2"	Double Slip Joint Trap Offset - 20 Ga. w/ Brass Nuts	5
1046A-17BN-1	1-1/2"	Double Slip Joint Trap Offset - 17 Ga. w/ Brass Nuts	5



#793C-1 shown

## Double Slip Joint Connections

- Chrome plated.
- Blue rubber washers.
- Durable replacement or repair part.

Product No.	Size	Description	Ctn. Qty.
793C-1	1-1/4" x 2"	Double Slip Joint Connection - 20 Ga.	10
793D-1	1-1/2" x 2"	Double Slip Joint Connection - 20 Ga.	10



#8483 shown

## Slip Joint Connections

- Chrome plated.
- Blue rubber washers.
- Durable replacement or repair part.

Product No.	Size	Description	Ctn. Qty.
8482	1-1/4"	90 Degree Slip Joint Elbow, Chrome - 20 Ga.	5
8477	1-1/4"	45 Degree Slip Joint Elbow, Chrome - 20 Ga.	5
8480	1-1/4"	Tee Slip Joint, Chrome - 20 Ga.	5
8483	1-1/2"	90 Degree Slip Joint Elbow, Chrome - 20 Ga.	5
8478	1-1/2"	45 Degree Slip Joint Elbow, Chrome - 20 Ga.	5
8481	1-1/2"	Tee Slip Joint, Chrome - 20 Ga.	5



#8478 shown



#8480 shown



#758-1 shown

## Pop-Up Assemblies

- Chrome plated.
- Ball rod & lift mechanism.
- Sloped gasket.
- Easy installation.

Product No.	Size	Description	Ctn. Qty.
758-1	1-1/4"	Pop-Up Assembly, 2 Piece, Chrome	10
759-1	1-1/4"	Pop-Up Assembly, 1 Piece, Chrome - 20 Ga.	10
759PB-3	1-1/4"	Pop-Up Assembly, 1 Piece, Polished Brass - 20 Ga.	12



#1005 shown

## Ground Joint Part Waste Connectors

- Brass ring.
- For use with adapting to copper or cast iron systems.

Product No.	Description	Ctn. Qty.
1004	1-1/4" x 1-1/4" Male (Female Copper Sweat)	6
1005	1-1/2" x 1-1/2" Male (Female Copper Sweat)	6
R1006	1-1/4" x 1-1/2" Male (Female Copper Sweat)	6
B1005	1-1/2" Brass Ring	10
1012	1-1/4" x 1-1/4" Female, Ground Joint Waste Connector	6
1013	1-1/2" x 1-1/2" Female, Ground Joint Waste Connector	6
1014	1-1/4" x 1-1/2" Female, Ground Joint Waste Connector	6
1005-020	1-1/2" x 1-1/2" Male (Female Copper Sweat) with Internal Stop	1
1013-020	1-1/2" x 1-1/2" Female, Ground Joint Waste Connector with Internal Stop	1



#B1005 shown



## BRASS, PLASTIC AND COMMERCIAL TUBULAR/GRAB BARS



#8006 shown

### Bulk Slip Nuts – Brass

- Chrome plated & unfinished options available.
- Blue rubber washers maintain superior seal in brass applications.
- Durable replacement part.

Product No.	Description	Ctn. Qty.
8006	1-1/2" x 1-1/2" Brass Slip Nut w/ Washer, Chrome Plated	50
8006R	1-1/2" x 1-1/2" Brass Slip Nut w/ Washer, Unfinished	50
8007	1-1/4" x 1-1/4" Brass Slip Nut w/ Washer, Chrome Plated	50
8008	1-1/2" x 1-1/4" Brass Slip Nut w/ Washer, Chrome Plated	50
8009	1-1/2" x 1-3/8" Brass Slip Nut w/ Washer, Chrome Plated	50
8011	2" x 2" Brass Slip Nut w/ Washer, Chrome Plated	25



#8030 shown

### Bulk Slip Nuts – Die Cast

- Chrome plated.
- Blue rubber washers maintain superior seal in brass applications.
- Durable replacement part.

Product No.	Description	Ctn. Qty.
8030	1-1/4" x 1-1/4" Die Cast Slip Nut w/ Washer, Chrome Plated	50
8030LW	1-1/4" x 1-1/4" Die Cast Slip Nut, Chrome Plated	100
8031	1-1/2" x 1-1/4" Die Cast Slip Nut w/ Washer, Chrome Plated	50
8031LW	1-1/2" x 1-1/4" Die Cast Slip Nut, Chrome Plated, Less Washer	100
8032	1-1/2" x 1-3/8" Die Cast Slip Nut w/ Washer, Chrome Plated	50
8033	1-1/2" x 1-1/2" Die Cast Slip Nut w/ Washer, Chrome Plated	50
8033LW	1-1/2" x 1-1/2" Die Cast Slip Nut, Chrome Plated, Less Washer	100
8034	2" x 2" Die Cast Slip Nut w/ Washer, Chrome Plated	25



#2764A-1 shown

### Patent Overflow & Center Outlet Plugs

- Chrome plated brass.
- Basin plug.
- Sloped rubber gasket.

Product No.	Size	Description	Ctn. Qty.
2763-1	1-1/4" x 5"	Patent Overflow Plug Ind. Boxed 1 Pc. - 20 Ga.	10
2764A-1	1-1/4" x 8"	Patent Overflow Plug Ind. Boxed 1 Pc. - 20 Ga.	10
2765-1	1-1/4" x 12"	Patent Overflow Plug Ind. Boxed 1 Pc. - 20 Ga.	10
763-1	1-1/4" x 5"	Patent Overflow Plug Ind. Boxed 2 Pc. - 20 Ga.	10
763K-1	1-1/4" x 5"	Center Outlet Plug Ind. Boxed 2 Pc. Less Overflow - 20 Ga.	10
764-1	1-1/4" x 6"	Patent Overflow Plug Ind. Boxed 2 Pc. - 20 Ga.	10
764A-1	1-1/4" x 8"	Patent Overflow Plug Ind. Boxed 2 Pc. - 20 Ga.	10
765-1	1-1/4" x 12"	Patent Overflow Plug Ind. Boxed 2 Pc. - 20 Ga.	10



#1033D-1 shown

### Closet Flush Elbows

- 2" pipe diameter.
- Chrome plated.
- Durable replacement part.

Product No.	Size	Description	Ctn. Qty.
1032D-1	2" x 4" x 6"	Closet Flush Elbow - 20 Ga.	5
1032AD-1	2" x 5" x 7"	Closet Flush Elbow - 20 Ga.	5
1033D-1	2" x 6" x 8"	Closet Flush Elbow - 20 Ga.	5

# BRASS, PLASTIC AND COMMERCIAL TUBULAR/GRAB BARS



#1142-1 shown

## Brass Tubing

- Chrome plated.
- Durable replacement or repair part.

Product No.	Size	Description	Ctn. Qty.
1142-1	1-1/2" x 6'	Brass Tubing - 17 Ga., Boxed	1



#507-1 shown

## Semi-Cast P-Traps with Cleanout

- Chrome plated.
- Semi-cast J-bend.
- 17 Ga. wall tube.
- For use in commercial applications.
- Includes gray rubber & clear polyethylene washers.

Product No.	Size	Description	Ctn. Qty.
507-1	1-1/4" x 12"	Semi-Cast P-Trap w/ Deep Flange & Brass Nuts	12
5507-1	1-1/4" x 12"	Semi-Cast P-Trap w/ Deep Flange & Brass Nuts, White Box	12
5507A-1	1-1/4" x 15"	Semi-Cast P-Trap w/ Deep Flange & Brass Nuts	12
510-1	1-1/2" x 12"	Semi-Cast P-Trap w/ Deep Flange & Brass Nuts	12
5510-1	1-1/2" x 12"	Semi-Cast P-Trap w/ Deep Flange & Brass Nuts, White Box	12
5510A-1	1-1/2" x 15"	Semi-Cast P-Trap w/ Deep Flange & Brass Nuts	12
505-1	1-1/4" x 10"	Semi-Cast P-Trap w/ Shallow Flange & Zinc Nuts	12
509-1	1-1/2" x 11"	Semi-Cast P-Trap w/ Shallow Flange & Zinc Nuts	12



#760W-1 shown

## Semi-Cast Grid Patent Outlet Plugs

- Chrome plated semi-cast brass.
- Cast grid.
- Sloped rubber gasket w/ fiber washer included.
- For use in commercial applications.

Product No.	Size	Description	Ctn. Qty.
760-1	1-1/4" x 6"	Semi-Cast Grid Patent Overflow Plug w/ 17 Ga. Tailpiece	25
761-1	1-1/2" x 6"	Semi-Cast Grid Patent Overflow Plug w/ 17 Ga. Tailpiece	25
760W-1	1-1/4" x 3" x 7"	Semi-Cast Grid Wheelchair Offset Patent Overflow Plug w/ 17 Ga. Tailpiece	10



#1119-1 shown

## Cast Brass Flanges with Set Screw

- Chrome plated.
- Size dictates pipe diameter.
- Includes set screw for easier installation.
- Durable replacement or repair part.

Product No.	Size	Description	Ctn. Qty.
1119-1	3/8"	NPT Cast Brass Flange	12
1119A-1	1/2"	NPT Cast Brass Flange	12
1119D-1	5/8"	O.D. Cast Brass Flange	12
1121A-1	1-1/4"	O.D. Cast Brass Deep Flange	12
1121B-1	1-1/2"	O.D. Cast Brass Deep Flange	12

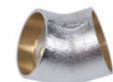


#1675-2 shown

## Cast Brass Fittings

- Chrome plated.
- Durable replacement or repair part.

Product No.	Size	Description	Ctn. Qty.
1675-2	1-1/2"	90 Degree Cast Brass Slip Joint Elbow	6
1664SL-2	1-1/4"	45 Degree Cast Brass Solder Elbow	6
1665SL-2	1-1/2"	45 Degree Cast Brass Solder Elbow	6



#1664SL-2 shown

## BRASS, PLASTIC AND COMMERCIAL TUBULAR/GRAB BARS



#DB7416 shown

### Grab Bars with Exposed Flanges, Satin Finish

- ADA-compliant when installed per local standards.
- Chrome plated.
- Easy installation.

Product No.	Size	Description	Ctn. Qty.
DB7416	1-1/4" x 16"	Stainless Steel Grab Bar w/ Exposed Flange, Satin Finish	4
DB7424	1-1/4" x 24"	Stainless Steel Grab Bar w/ Exposed Flange, Satin Finish	4
DB7436	1-1/4" x 36"	Stainless Steel Grab Bar w/ Exposed Flange, Satin Finish	4
DB7442	1-1/4" x 42"	Stainless Steel Grab Bar w/ Exposed Flange, Satin Finish	4
DB7518	1-1/2" x 18"	Stainless Steel Grab Bar w/ Exposed Flange, Satin Finish	4
DB7524	1-1/2" x 24"	Stainless Steel Grab Bar w/ Exposed Flange, Satin Finish	4
DB7532	1-1/2" x 32"	Stainless Steel Grab Bar w/ Exposed Flange, Satin Finish	4
DB7536	1-1/2" x 36"	Stainless Steel Grab Bar w/ Exposed Flange, Satin Finish	4
DB7542	1-1/2" x 42"	Stainless Steel Grab Bar w/ Exposed Flange, Satin Finish	4



#DB8730 shown

### Grab Bars with Concealed Flanges, Satin Finish

- ADA-compliant when installed per local standards.
- Chrome plated.
- Concealed flange for more aesthetic design.
- Easy installation.

Product No.	Size	Description	Ctn. Qty.
DB8712	1-1/4" x 12"	Stainless Steel Grab Bar w/ Concealed Flange, Satin Finish	4
DB8716	1-1/4" x 16"	Stainless Steel Grab Bar w/ Concealed Flange, Satin Finish	4
DB8718	1-1/4" x 18"	Stainless Steel Grab Bar w/ Concealed Flange, Satin Finish	4
DB8724	1-1/4" x 24"	Stainless Steel Grab Bar w/ Concealed Flange, Satin Finish	4
DB8730	1-1/4" x 30"	Stainless Steel Grab Bar w/ Concealed Flange, Satin Finish	4
DB8732	1-1/4" x 32"	Stainless Steel Grab Bar w/ Concealed Flange, Satin Finish	4
DB8736	1-1/4" x 36"	Stainless Steel Grab Bar w/ Concealed Flange, Satin Finish	4
DB8742	1-1/4" x 42"	Stainless Steel Grab Bar w/ Concealed Flange, Satin Finish	4
DB8748	1-1/4" x 48"	Stainless Steel Grab Bar w/ Concealed Flange, Satin Finish	4
DB8912	1-1/2" x 12"	Stainless Steel Grab Bar w/ Concealed Flange, Satin Finish	4
DB8916	1-1/2" x 16"	Stainless Steel Grab Bar w/ Concealed Flange, Satin Finish	4
DB8918	1-1/2" x 18"	Stainless Steel Grab Bar w/ Concealed Flange, Satin Finish	4
DB8924	1-1/2" x 24"	Stainless Steel Grab Bar w/ Concealed Flange, Satin Finish	4
DB8930	1-1/2" x 30"	Stainless Steel Grab Bar w/ Concealed Flange, Satin Finish	4
DB8932	1-1/2" x 32"	Stainless Steel Grab Bar w/ Concealed Flange, Satin Finish	4
DB8936	1-1/2" x 36"	Stainless Steel Grab Bar w/ Concealed Flange, Satin Finish	4
DB8942	1-1/2" x 42"	Stainless Steel Grab Bar w/ Concealed Flange, Satin Finish	4
DB8948	1-1/2" x 48"	Stainless Steel Grab Bar w/ Concealed Flange, Satin Finish	4



#DB8924P shown

**Grab Bars with Concealed Flanges, Peened Finish**

- ADA-compliant when installed per local standards.
- Chrome plated.
- Concealed flange for more aesthetic design.
- Peened finish for easier grip.
- Easy Installation.

Product No.	Size	Description	Ctn. Qty.
DB8712P	1-1/4" x 12"	Stainless Steel Grab Bar w/ Concealed Flange, Peened Finish	4
DB8716P	1-1/4" x 16"	Stainless Steel Grab Bar w/ Concealed Flange, Peened Finish	4
DB8724P	1-1/4" x 24"	Stainless Steel Grab Bar w/ Concealed Flange, Peened Finish	4
DB8736P	1-1/4" x 36"	Stainless Steel Grab Bar w/ Concealed Flange, Peened Finish	4
DB8742P	1-1/4" x 42"	Stainless Steel Grab Bar w/ Concealed Flange, Peened Finish	4
DB8918P	1-1/2" x 18"	Stainless Steel Grab Bar w/ Concealed Flange, Peened Finish	4
DB8924P	1-1/2" x 24"	Stainless Steel Grab Bar w/ Concealed Flange, Peened Finish	4
DB8932P	1-1/2" x 32"	Stainless Steel Grab Bar w/ Concealed Flange, Peened Finish	4
DB8936P	1-1/2" x 36"	Stainless Steel Grab Bar w/ Concealed Flange, Peened Finish	4
DB8942P	1-1/2" x 42"	Stainless Steel Grab Bar w/ Concealed Flange, Peened Finish	4
DB8948P	1-1/2" x 48"	Stainless Steel Grab Bar w/ Concealed Flange, Peened Finish	4



#P9701 shown

**1-1/4" P-Traps**

- Polypropylene construction.
- TPE blue washers for superior seal.
- Ground joint.

Product No.	Size	Description	Ctn. Qty.
P9701	1-1/4"	P-Trap	25
P9701BG	1-1/4"	P-Trap, Bagged	25
P9701DFB	1-1/4"	P-Trap w/ Deep Flange, Bagged	25
P9700	1-1/2" x 1-1/4"	Choked Throat Outlet P-Trap w/ 1-1/2" Inlet	25
P9700BG	1-1/2" x 1-1/4"	Choked Throat Outlet P-Trap w/ 1-1/2" Inlet, Bagged	25
A9701BG	1-1/4"	P-Trap, Black, Bagged	25



#P9702 shown

**1-1/2" P-Traps with Solvent Weld Adapter**

- Polypropylene construction with PVC wall tube.
- TPE blue washers for superior seal.
- Includes reducing washer.
- Ground joint.
- Solvent weld PVC adapter.

Product No.	Size	Description	Ctn. Qty.
P9702	1-1/2"	P-Trap w/ Solvent Weld Adapter	25
P9702B	1-1/2"	P-Trap w/ Solvent Weld Adapter, Bagged	50
P9702DF	1-1/2"	P-Trap w/ Solvent Weld Adapter & Deep Flange	25
P9702DFB	1-1/2"	P-Trap w/ Solvent Weld Adapter & Deep Flange, Bagged	50

## BRASS, PLASTIC AND COMMERCIAL TUBULAR/GRAB BARS



#P9703WBG shown

### 1-1/2" P-Trap with Reversible J-Bend

- Polypropylene construction.
- TPE blue washers for superior seal.
- Includes reducing washer and threaded adapter.
- Reversible J-bend designed for tight space applications.

Product No.	Size	Description	Ctn. Qty.
P9715	1-1/2"	P-Trap w/ Threaded PVC Adapter, Reversible J-Bend & 8" Extension Tube, Bagged	50
P9703	1-1/2"	P-Trap w/ Threaded PVC Adapter & Reversible J-Bend	10
P9703BG	1-1/2"	P-Trap w/ Threaded PVC Adapter & Reversible J-Bend w/ Clear LDPE Washer, Bagged	25
P9703WBG	1-1/2"	P-Trap w/ Threaded PVC Adapter & Reversible J-Bend, Bagged, Step Joint on Wall Tube	50
P9703W	1-1/2"	P-Trap w/ Threaded PVC Adapter & Reversible J-Bend, Step Joint on Wall Tube	10
A9703WBG	1-1/2"	P-Trap w/ Threaded ABS Adapter & Reversible J-Bend, Black, Bagged	50



#P9704BG shown

### 1-1/2" P-Traps with Threaded Adapter

- Polypropylene construction.
- TPE blue washers for superior seal.
- Includes reducing washer.
- Ground joint.

Product No.	Size	Description	Ctn. Qty.
P9702T	1-1/2"	P-Trap w/ Threaded PVC Adapter & 11" Wall Tube	25
P9704	1-1/2"	P-Trap w/ Threaded PVC Adapter	25
P9704AB	1-1/2"	P-Trap (White) w/ Threaded ABS Adapter, Bagged	50
P9704AWB	1-1/2"	P-Trap (White) w/ Threaded ABS Adapter, Bagged, Step Joint on Wall Tube, Bagged	10
P9704BG	1-1/2"	P-Trap w/ Threaded PVC Adapter, Bagged	50
P9704DF	1-1/2"	P-Trap w/ Threaded PVC Adapter & Deep Flange	25
P9704DFB	1-1/2"	P-Trap w/ Threaded PVC Adapter & Deep Flange, Bagged	50
A9704	1-1/2"	P-Trap w/ Threaded ABS Adapter, Black	25
A9704B	1-1/2"	P-Trap w/ Threaded ABS Adapter, Bagged, Black	50



#P9718 shown

### S-Traps

- Polypropylene construction.
- TPE blue washers for superior seal.
- 1-1/2" includes reducing washer.
- 17" straight tube.

Product No.	Size	Description	Ctn. Qty.
P9718	1-1/4"	S-Trap w/ PVC Solvent Weld Adapter (PVC Straight Tube)	25
P9720	1-1/2"	S-Trap w/ PVC Solvent Weld Adapter (PVC Straight Tube)	25
P9722	1-1/2"	S-Trap w/ PVC Threaded Adapter	25
P9722BG	1-1/2"	S-Trap w/ PVC Threaded Adapter, Bagged	10
A9722	1-1/2"	S-Trap w/ ABS Threaded Adapter	25

# BRASS, PLASTIC AND COMMERCIAL TUBULAR/GRAB BARS



#P9108A shown


## End Outlet Waste

- Polypropylene construction.
- TPE blue washers for superior seal.
- For use with dual sink applications.



#P9121A shown

Product No.	Size	Description	Ctn. Qty.
P9108A	1-1/2" x 16"	End Outlet Waste, Slip Joint Connection w/ Baffle Tee	25
P9108AB	1-1/2" x 16"	End Outlet Waste, Slip Joint Connection w/ Baffle Tee, Bagged	25
P9108B	1-1/2" x 21"	End Outlet Waste, Slip Joint Connection w/ Baffle Tee	25
P9121	1-1/2" x 16"	End Outlet Waste, Hi-Line (Flanged) Connection w/ Baffle Tee	25
P9121A	1-1/2" x 16"	End Outlet Waste, Slip Joint Connecton w/ Hi-Line (Flanged) Adapter w/ Baffle Tee	25
P9121ABG	1-1/2" x 16"	End Outlet Waste, Slip Joint Connecton w/ Hi-Line (Flanged) Adapter w/ Baffle Tee, Bagged	25
P9121B	1-1/2" x 21"	End Outlet Waste, Slip Joint Connecton w/ Hi-Line (Flanged) Adapter w/ Baffle Tee	25
A9108A	1-1/2" x 16"	End Outlet Waste, Slip Joint Connection w/ Baffle Tee, Black	25
A9108AB	1-1/2" x 16"	End Outlet Waste, Slip Joint Connection w/ Baffle Tee, Bagged, Black	25
A9108B	1-1/2" x 21"	End Outlet Waste, Slip Joint Connection w/ Baffle Tee, Black	25
A9121	1-1/2" x 16"	End Outlet Waste, Hi-Line (Flanged) Connection w/ Baffle Tee, Black	25
A9121A	1-1/2" x 16"	End Outlet Waste, Slip Joint Connection w/ Hi-Line (Flanged) Adapter, Baffle Tee, Black	25



#P9108AT shown

## End Outlet Waste with Telescopic Waste Arms

- Polypropylene construction.
- TPE blue washers for superior seal.
- Telescopic waste arm for easier length adjustability & alignment.
- For use with dual sink applications.

Product No.	Size	Description	Ctn. Qty.
P9108AT	1-1/2" x 11"-17"	End Outlet Waste, Slip Joint Connection w/ Telescopic Waste Arm	25
P9108ATB	1-1/2" x 11"-17"	End Outlet Waste, Slip Joint Connection w/ Telescopic Waste Arm, Bagged	25
P9121AT	1-1/2" x 11"-17"	End Outlet Waste, Slip Joint Connection w/ Hi-Line (Flanged) Adapter w/ Telescopic Waste Arm	25
P9121ATBG	1-1/2" x 11"-17"	End Outlet Waste, Slip Joint Connection w/ Hi-Line (Flanged) Adapter w/ Telescopic Waste Arm, Bagged	25
P9121AT-8	1-1/2" x 11"-17"	End Outlet Waste, Slip Joint Connection w/ Hi-Line (Flanged) Adapter w/ Telescopic Waste Arm, 1/2" Branch	25
P9121AT-12	1-1/2" x 11"-17"	End Outlet Waste, Slip Joint Connection w/ Hi-Line (Flanged) Adapter w/ Telescopic Waste Arm, 3/4" Branch	25
P9121T	1-1/2" x 11"-17"	End Outlet Waste, Hi-Line (Flanged) Connection w/ Telescopic Waste Arm	25
A9108ATB	1-1/2" x 11"-17"	End Outlet Waste, Slip Joint Connection w/ Telescopic Waste Arm, Bagged, Black	25
A9121AT	1-1/2" x 11"-17"	End Outlet Waste, Slip Joint Connection w/ Hi-Line (Flanged) Adapter, Telescopic Waste Arm, Black	25



## BRASS, PLASTIC AND COMMERCIAL TUBULAR/GRAB BARS



#P9123A shown

### Center Outlet Waste

- Polypropylene construction.
- TPE blue washers for superior seal.
- For use with dual sink applications.

Product No.	Size	Description	Ctn. Qty.
P9114A	1-1/2" x 16"	Center Outlet Waste, Slip Joint Connection w/ Baffle Tee	25
P9114AB	1-1/2" x 16"	Center Outlet Waste, Slip Joint Connection w/ Baffle Tee, Bagged	25
P9123	1-1/2" x 16"	Center Outlet Waste, Hi-Line (Flanged) Connection w/ Baffle Tee	25
P9123A	1-1/2" x 16"	Center Outlet Waste, Slip Joint Connection w/ Hi-Line (Flanged) Adapter, Baffle Tee	25
P9123ABG	1-1/2" x 16"	Center Outlet Waste, Slip Joint Connection w/ Hi-Line (Flanged) Adapter, Baffle Tee, Bagged	25
P9123B	1-1/2" x 21"	Center Outlet Waste, Slip Joint Connection w/ Hi-Line (Flanged) Adapter, Baffle Tee	25
A9114A	1-1/2" x 16"	Center Outlet Waste, Slip Joint Connection w/ Baffle Tee, Black	25
A9123A	1-1/2" x 16"	Center Outlet Waste, Slip Joint Connection w/ Hi-Line (Flanged) Adapter, Baffle Tee, Black	25



#P9185 shown

#P9186 shown

### Baffle Tees

- Polypropylene construction.
- TPE blue washers for superior seal.
- Baffle tees direct water down the tailpiece.
- Durable replacement or repair part.

Product No.	Size	Description	Ctn. Qty.
P9185	1-1/2"	Baffle Tee, End Outlet Waste, Slip Joint Connection	25
P9186	1-1/2"	Baffle Tee, Center Outlet Waste, Slip Joint Connection	25
P9187	1-1/2"	Baffle Tee, End Outlet Waste, Hi-Line (Flanged) Connection	25
A9185	1-1/2"	Baffle Tee, End Outlet Waste, Slip Joint Connection, Black	25



#P9137C shown



#P9138C shown

### Waste Arms

- Polypropylene construction.
- TPE blue washers for superior seal.

Product No.	Size	Description	Ctn. Qty.
P9137	1-1/2" x 7"	Waste Arm w/ Slip Joint Connection	25
P9137C	1-1/2" x 15"	Waste Arm w/ Slip Joint Connection	25
P9137D	1-1/2" x 20"	Waste Arm w/ Slip Joint Connection	25
P9138C	1-1/2" x 15"	Waste Arm w/ Hi-Line (Flanged)	25
A9137C	1-1/2" x 15"	Waste Arm w/ Slip Joint Connection, Black	25
A9138C	1-1/2" x 15"	Waste Arm w/ Hi-Line (Flanged), Black	25



#P9787A shown

### Extension Tubes with Solvent Weld Joint

- Recommended for use with Oatey Cement & Primer.

Product No.	Size	Description	Ctn. Qty.
P9786A	1-1/2" x 8"	Solvent Weld Extension Tube, PVC	25
P9787A	1-1/2" x 12"	Solvent Weld Extension Tube, PVC	25
P9787E	1-1/2" x 16"	Double Connect Solvent Weld Extension Tube, PVC	25
A9787A	1-1/2" x 12"	Solvent Weld Extension Tube, ABS, Black	25
A9787E	1-1/2" x 16"	Double Connect Solvent Weld Extension Tube, ABS, Black	25



#P9790 shown

**Extension Tubes with Slip Joint Connection**

- Polypropylene construction.
- TPE blue washers for superior seal.
- 1-1/2" includes reducing washer.

Product No.	Size	Description	Ctn. Qty.
P9790	1-1/4" x 6"	Slip Joint Extension Tube	25
P9791A	1-1/4" x 12"	Slip Joint Extension Tube	25
P9791E	1-1/4" x 16"	Double Connect Slip Joint Extension Tube	25
P9792	1-1/2" x 6"	Slip Joint Extension Tube	25
P9792A	1-1/2" x 8"	Slip Joint Extension Tube	25
P9793A	1-1/2" x 12"	Slip Joint Extension Tube	25
P9793AC	1-1/2" x 12"	Slip Joint Extension Tube, PVC	25
P9793E	1-1/2" x 16"	Double Connect Slip Joint Extension Tube	25
P9793EC	1-1/2" x 16"	Double Connect Slip Joint Extension Tube, PVC	25
P9795E	1-1/2" x 16"	Double Slip Joint Extension Tube w/ Clear LDPE Washer	25
A9791E	1-1/4" x 16"	Double Connect Slip Joint Extension Tube, Black	25
A9792	1-1/2" x 6"	Slip Joint Extension Tube, Black	25
A9792A	1-1/2" x 8"	Slip Joint Extension Tube, Black	25
A9793A	1-1/2" x 12"	Slip Joint Extension Tube, Black	25
A9793E	1-1/2" x 16"	Double Connect Slip Joint Extension Tube, Black	25



#P9799 shown

**Flanged Strainer Tailpieces**

- Polypropylene construction.

Product No.	Size	Description	Ctn. Qty.
P9799	1-1/2" x 4"	Flanged Strainer Tailpiece	25
P9800	1-1/2" x 6"	Flanged Strainer Tailpiece	25
P9801	1-1/2" x 8"	Flanged Strainer Tailpiece	25
P9803	1-1/2" x 12"	Flanged Strainer Tailpiece	25
P9803C	1-1/2" x 12"	Flanged Strainer Tailpiece, PVC	25
P9803E	1-1/2" x 16"	Double Flanged Strainer Tailpiece	25
P9803EC	1-1/2" x 16"	Double Flanged, Strainer Tailpiece, PVC	25
A9799	1-1/2" x 4"	Flanged Strainer Tailpiece, Black	25
A9800	1-1/2" x 6"	Flanged Strainer Tailpiece, Black	25
A9801	1-1/2" x 8"	Flanged Strainer Tailpiece, Black	25
A9803	1-1/2" x 12"	Flanged Strainer Tailpiece, Black	25
A9803E	1-1/2" x 16"	Double Flanged Strainer Tailpiece, Black	25

## BRASS, PLASTIC AND COMMERCIAL TUBULAR/GRAB BARS



#PP9816 shown



#PP9817 shown




#PP9818 shown

#PP9819 shown


### Branch Tailpieces

- Polypropylene construction.
- Slip joint connections include TPE blue washers for superior seal.
- 1-1/2" includes reducing washer.
- For use with dishwasher or condensate connections.


Product No.	Size	Description	Ctn. Qty.
PP9816	1-1/2" x 8"	Branch Tailpiece, Slip Joint Connection, 1/2" Threaded Branch	25
PP9816BD	1-1/2" x 8"	Branch Tailpiece, Slip Joint Connection w/ Hi-Line (Flanged) Adapter, 1/2" Threaded Branch	25
PP9817	1-1/2" x 8"	Branch Tailpiece, Slip Joint Connection, 3/4" Threaded Branch	25
PP9817BD	1-1/2" x 8"	Branch Tailpiece, Slip Joint Connection w/ Hi-Line (Flanged) Adapter, 3/4" Threaded Branch	25
PP9818	1-1/2" x 8"	Branch Tailpiece, Hi-Line (Flanged) Connection, 1/2" Threaded Branch	25
PP9819	1-1/2" x 8"	Branch Tailpiece, Hi-Line (Flanged) Connection, 3/4" Threaded Branch	25
AP9816	1-1/2" x 8"	Branch Tailpiece, Slip Joint Connection, 1/2" Threaded Branch, Black	25
AP9817	1-1/2" x 8"	Branch Tailpiece, Slip Joint Connection, 3/4" Threaded Branch, Black	25
AP9818	1-1/2" x 8"	Branch Tailpiece, Hi-Line (Flanged) Connection, 1/2" Threaded Branch, Black	25
AP9819	1-1/2" x 8"	Branch Tailpiece, Hi-Line (Flanged) Connection, 3/4" Threaded Branch, Black	25



#P9100 shown



#P9100B shown



#P9100TB shown

### Disposer Kits

- Polypropylene construction.
- TPE blue washers for superior seal.
- Includes rubber disposal washer.
- For connection to garbage disposals.
- Telescopic for easier length adjustability and alignment.

Product No.	Size	Description	Ctn. Qty.
P9100	1-1/2" x 13"	Disposer Kit For In-Sink-Erator®	25
P9100B	1-1/2" x 13"	Disposer Kit For In-Sink-Erator®, Bagged	25
P9100T	1-1/2" x 10"-15"	Telescopic Disposer Kit For In-Sink-Erator® or GE®	25
P9100TB	1-1/2" x 10"-15"	Telescopic Disposer Kit For In-Sink-Erator®, Bagged	25
P9100GE	1-1/2" x 15"	Disposer Kit For GE®	25
P9100GEB	1-1/2" x 15"	Disposer Kit For GE®, Bagged	25
P9103	1-1/2" x 13"	Disposer Kit For In-Sink-Erator® w/ 1-1/2" P-Trap	25
A9100	1-1/2" x 13"	Disposer Kit For In-Sink-Erator®, Black	25
A9100B	1-1/2" x 13"	Disposer Kit For In-Sink-Erator®, Bagged, Black	25
A9100T	1-1/2" x 10" - 15"	Telescopic Disposer Kit For In-Sink-Erator® or GE®, Black	25
A9100TB	1-1/2" x 10" - 15"	Telescopic Disposer Kit For In-Sink-Erator®, Bagged, Black	25
A9100GEB	1-1/2" x 15"	Disposer Kit For GE®, Bagged, Black	25



#P9046A shown

### Double Slip Joint Trap Offset

- Polypropylene construction.
- TPE blue washers for superior seal.
- Assists with alignment of tubular system.

Product No.	Size	Description	Ctn. Qty.
P9046A	1-1/2"	Double Slip Joint Trap Offset	25
A9046A	1-1/2"	Double Slip Joint Trap Offset, Black	25

# BRASS, PLASTIC AND COMMERCIAL TUBULAR/GRAB BARS



#P9675 shown

## 90 Degree Slip Joint Connectors

- Polypropylene construction.
- TPE blue washers for superior seal.
- Durable replacement or repair part.

Product No.	Size	Description	Ctn. Qty.
P9675	1-1/2"	90 Degree Slip Joint Elbow	25



#P9665 shown



#P9679 shown



#P9793D shown



#P9000 shown



#P9000A shown

## Elbows & Connectors

- Polypropylene construction.
- TPE blue washers for superior seal.
- Durable replacement or repair part.

Product No.	Size	Description	Ctn. Qty.
P9665	1-1/2"	45 Degree Slip Joint Elbow	25
P9679	1-1/2"	Tee Slip Joint Connector	25
P9793D	1-1/2"	Double Slip Connector	25
P9000	1-1/2"	PVC Solvent Weld Adapter	25
P9000A	1-1/2"	PVC Threaded Adapter w/ Nut & Washer Printed Bag, Display Box	25



#P9141A shown

## 6' Tubing

- PVC construction.
- Durable replacement or repair part.

Product No.	Size	Description	Ctn. Qty.
P9141A	1-1/2"	O.D. x 6 Ft. Tubing, PVC	10



#P9010 shown

## Deep Flanges

- Polypropylene construction.
- Size dictates pipe size.
- Durable replacement or repair part.

Product No.	Size	Description	Ctn. Qty.
P9009	1-1/4"	I.D. Deep Flange	25
P9010	1-1/2"	I.D. Deep Flange	25



#P9001 shown

## Bulk Slip Joint Nuts

- Polypropylene construction.
- Wing nuts for easy hand tightening.
- Durable replacement or repair part.

Product No.	Size	Description	Ctn. Qty.
P9001A	1-1/4"	Slip Joint Nut	100
P9001	1-1/2"	Slip Joint Nut	100
A9001	1-1/2"	Slip Joint Nut, Black	100

## BRASS, PLASTIC AND COMMERCIAL TUBULAR/GRAB BARS



#9002 shown



#7206 shown



#7196 shown

### Bulk Slip Joint Washers

- Durable replacement or repair part.
- Multiple material & washer shape options available.

Product No.	Size	Description	Ctn. Qty.
7195	1-1/2"	Flanged Slip Joint Washer, TPE Blue	100
7196	1-1/4"	Beveled Slip Joint Washer, TPE Blue	100
7202	1-1/4"	Flat Rubber Washer, Blue Rubber	100
7203	1-1/2"	Flat Rubber Washer, Blue Rubber	100
7206	1-1/2" x 1-1/4"	Reducing TPE Blue Washer	100
7207	1-1/2"	TPE Blue Washer	100
7210	1-1/2" x 1-1/4"	Flat Reducing Rubber Washer, Blue Rubber	100
9002	1-1/2"	Clear Polyethylene (LDPE) Washer	100
9002A	1-1/4"	Clear Polyethylene (LDPE) Washer	100
9003	1-1/2" x 1-1/4"	Clear Polyethylene (LDPE) Reducing Washer	100

### Air Gaps

- Prevents drain water from backing up into the dishwasher.
- Polypropylene construction.

Product No.	Size	Description	Ctn. Qty.
DB-CD-4P		Air Gap, Plastic w/ Chrome Plated Metal Cap	48
8000E		Air Gap, Plastic, Boxed	24



#DB-CD-4P shown



#8000E shown

### Form-N-Fit Plastic Tubular Products

- TPE blue washers for superior seal.
- Includes reducing washer.
- Extends from 5-1/2" to over 11".

Product No.	Size	Description	Ctn. Qty.
3522355	1-1/2" x 5-1/2"	Form-N-Fit Tailpiece	10



#3522355 shown



**BRASS, PLASTIC AND COMMERCIAL TUBULAR/GRAB BARS**



# 16



## Bath Waste and Overflow

Dearborn® Bath Waste & Overflow Products are IAPMO approved and offer excellent performance while keeping the installation fast and simple. Dearborn True Blue, DBlue, and Traditional Bath Waste & Overflow Systems all offer unique features and benefits so you can go from box, to test, to finishing the job in no time. System materials include PVC, ABS, polypropylene and brass while available in full, half, rough, trim and conversion kits. In addition, many accessories and replacement parts are available for updating your existing Bath Waste & Overflow.



# trueblue

bath waste

## Innovative, flexible and designed with the plumber in mind!

True Blue's integrated locking features reduce the amount of tools needed for installation which reduces frustration and time.

- Reusable test plugs install with a 1/4 turn and are approved for testing up to 40ft of head. Makes testing fast and reliable.
- Screw-less overflow faceplate is engineered for a high flow rate and to accommodate multiple tub wall thicknesses. Installed with a clockwise turn, the symmetrical design eliminates the need for perfect alignment.
- Locking drain gasket is designed with a softer durometer and will not fall off when installed at tricky angles. Reduces installation frustrations while creating a better seal.
- Foamed rubber overflow gasket provides better compression and memory, creating a better and more reliable seal to prevent leaks.
- Pre-assembled components make installation quicker so you can go from box to test faster.
- Press-in trim veneer for designer finishes installs simply with overflow test plug. Eliminates the need for additional tools or sealants.



### BATH WASTE AND OVERFLOW



#P9860CP shown



#### True Blue Bath Waste - Full Kits

- Reusable test plugs install with a ¼ turn.
- Screw-less overflow faceplate installs by hand tightening.
- Locking drain gasket will not fall off when installed at tricky angles.
- Foamed rubber overflow gasket provides better compression and memory.
- Pre-assembled components make installation faster and easier.
- Press-in trim veneer for designer finishes installs simply with overflow test plug. No additional tools or sealants required
- Full kits include ABS/PVC Overflow Pipe, Drain Pipe, and Sanitary Tee.

Product No.	Description	Ctn. Qty.
A9840CP	ABS Full Kit, Push & Pull Stopper, w/ Test Kit, Chrome	10
A9840BN	ABS Full Kit, Push & Pull Stopper, w/ Test Kit, Brushed Nickel	10
A9840RB	ABS Full Kit, Push & Pull Stopper, w/ Test Kit, Oil Rubbed Bronze	10
A9850CP	ABS Full Kit, Touch Toe Stopper, w/ Test Kit, Chrome	10
A9850BN	ABS Full Kit, Touch Toe Stopper, w/ Test Kit, Brushed Nickel	10
A9850RB	ABS Full Kit, Touch Toe Stopper, w/ Test Kit, Oil Rubbed Bronze	10
A9860CP	ABS Full Kit, Uni-Lift Stopper, w/ Test Kit, Chrome	10
A9860BN	ABS Full Kit, Uni-Lift Stopper, w/ Test Kit, Brushed Nickel	10
A9860RB	ABS Full Kit, Uni-Lift Stopper, w/ Test Kit, Oil Rubbed Bronze	10
P9840CP	PVC Full Kit, Push & Pull Stopper, w/ Test Kit, Chrome	10
P9840BN	PVC Full Kit, Push & Pull Stopper, w/ Test Kit, Brushed Nickel	10
P9840RB	PVC Full Kit, Push & Pull Stopper, w/ Test Kit, Oil Rubbed Bronze	10
P9850CP	PVC Full Kit, Touch Toe Stopper, w/ Test Kit, Chrome	10
P9850BN	PVC Full Kit, Touch Toe Stopper, w/ Test Kit, Brushed Nickel	10
P9850RB	PVC Full Kit, Touch Toe Stopper, w/ Test Kit, Oil Rubbed Bronze	10
P9860CP	PVC Full Kit, Uni-Lift Stopper, w/ Test Kit, Chrome	10
P9860BN	PVC Full Kit, Uni-Lift Stopper, w/ Test Kit, Brushed Nickel	10
P9860RB	PVC Full Kit, Uni-Lift Stopper, w/ Test Kit, Oil Rubbed Bronze	10

### BATH WASTE AND OVERFLOW

#### True Blue Bath Waste - Half Kits

- Reusable test plugs install with a ¼ turn.
- Screw-less overflow faceplate installs by hand tightening.
- Locking drain gasket will not fall off when installed at tricky angles.
- Foamed rubber overflow gasket provides better compression and memory.
- Pre-assembled components make installation faster and easier.
- Press-in trim veneer for designer finishes installs simply with overflow test plug. No additional tools or sealants required.



#A9950BN shown



Condensate Elbow shown



Direct Drain shown

Product No.	Description	Ctn. Qty.
A9940	ABS Half Kit, Push & Pull Stopper, w/o Test Kit, Chrome	10
A9940CP	ABS Half Kit, Push & Pull Stopper, w/ Test Kit, Chrome	10
A9940BN	ABS Half Kit, Push & Pull Stopper, w/ Test Kit, Brushed Nickel	10
A9940RB	ABS Half Kit, Push & Pull Stopper, w/ Test Kit, Oil Rubbed Bronze	10
A9940WH	ABS Half Kit, Push & Pull Stopper, w/ Test Kit, White	10
A9940MB	ABS Half Kit, Push & Pull Stopper, w/ Test Kit, Matte Black	10
A9950	ABS Half Kit, Touch Toe Stopper, w/o Test Kit, Chrome	10
A9950CP	ABS Half Kit, Touch Toe Stopper, w/ Test Kit, Chrome	10
A9950BN	ABS Half Kit, Touch Toe Stopper, w/ Test Kit, Brushed Nickel	10
A9950RB	ABS Half Kit, Touch Toe Stopper, w/ Test Kit, Oil Rubbed Bronze	10
A9950WH	ABS Half Kit, Touch Toe Stopper, w/ Test Kit, White	10
A9950MB	ABS Half Kit, Touch Toe Stopper, w/ Test Kit, Matte Black	10
A9960	ABS Half Kit, Uni-Lift Stopper, w/o Test Kit, Chrome	10
A9960CP	ABS Half Kit, Uni-Lift Stopper, w/ Test Kit, Chrome	10
A9960CPC	ABS Half Kit, Uni-Lift Stopper, w/ Test Kit, Chrome, Condensate Elbow	10
A9960CPD	ABS Half Kit, Uni-Lift Stopper, w/ Test Kit, Chrome, Direct Drain	10
A9960CPZ	ABS Half Kit, Uni-Lift Stopper, w/ Test Kit, Chrome, Zinc	10
A9960BN	ABS Half Kit, Uni-Lift Stopper, w/ Test Kit, Brushed Nickel	10
A9960RB	ABS Half Kit, Uni-Lift Stopper, w/ Test Kit, Oil Rubbed Bronze	10
A9960WH	ABS Half Kit, Uni-Lift Stopper, w/ Test Kit, White	10
A9960MB	ABS Half Kit, Uni-Lift Stopper, w/ Test Kit, Matte Black	10
P9940	PVC Half Kit, Push & Pull Stopper, w/o Test Kit, Chrome	10
P9940CP	PVC Half Kit, Push & Pull Stopper, w/ Test Kit, Chrome	10
P9940BN	PVC Half Kit, Push & Pull Stopper, w/ Test Kit, Brushed Nickel	10
P9940RB	PVC Half Kit, Push & Pull Stopper, w/ Test Kit, Oil Rubbed Bronze	10
P9940WH	PVC Half Kit, Push & Pull Stopper, w/ Test Kit, White	10
P9940MB	PVC Half Kit, Push & Pull Stopper, w/ Test Kit, Matte Black	10
P9950	PVC Half Kit, Touch Toe Stopper, w/o Test Kit, Chrome	10
P9950CP	PVC Half Kit, Touch Toe Stopper, w/ Test Kit, Chrome	10
P9950BN	PVC Half Kit, Touch Toe Stopper, w/ Test Kit, Brushed Nickel	10
P9950RB	PVC Half Kit, Touch Toe Stopper, w/ Test Kit, Oil Rubbed Bronze	10
P9950WH	PVC Half Kit, Touch Toe Stopper, w/ Test Kit, White	10
P9950MB	PVC Half Kit, Touch Toe Stopper, w/ Test Kit, Matte Black	10
P9960	PVC Half Kit, Uni-Lift Stopper, w/o Test Kit, Chrome	10
P9960CP	PVC Half Kit, Uni-Lift Stopper, w/ Test Kit, Chrome	10
P9960CPC	PVC Half Kit, Uni-Lift Stopper, w/ Test Kit, Chrome, Condensate Elbow	10
P9960CPD	PVC Half Kit, Uni-Lift Stopper, w/ Test Kit, Chrome, Direct Drain	10
P9960CPZ	PVC Half Kit, Uni-Lift Stopper, w/ Test Kit, Chrome, Zinc	10
P9960BN	PVC Half Kit, Uni-Lift Stopper, w/ Test Kit, Brushed Nickel	10
P9960RB	PVC Half Kit, Uni-Lift Stopper, w/ Test Kit, Oil Rubbed Bronze	10
P9960WH	PVC Half Kit, Uni-Lift Stopper, w/ Test Kit, White	10
P9960MB	PVC Half Kit, Uni-Lift Stopper, w/ Test Kit, Matte Black	10

### BATH WASTE AND OVERFLOW



#### True Blue Bath Waste - Rough Kits

- Reusable test plugs install with a ¼ turn.
- Locking drain gasket will not fall off when installed at tricky angles.
- Foamed rubber overflow gasket provides better compression and memory.
- Pre-assembled components make installation faster and easier.
- Compatible with True Blue Trim Kits for complete installation.

Product No.	Description	Ctn. Qty.
A9970	ABS Rough Kit, w/o Test Kit	10
A9975	ABS Rough Kit, w/ Test Kit	10
A9975Z	ABS Rough Kit, w/ Test Kit, Zinc	10
A9975C	ABS Rough Kit, w/ Test Kit, Condensate Elbow	10
A9975D	ABS Rough Kit, w/ Test Kit, Direct Drain	10
P9970	PVC Rough Kit, w/o Test Kit	10
P9975	PVC Rough Kit, w/ Test Kit	10
P9975Z	PVC Rough Kit, w/ Test Kit, Zinc	10
P9975C	PVC Rough Kit, w/ Test Kit, Condensate Elbow	10
P9975ZC	PVC Rough Kit, w/ Test Kit, Zinc, Condensate Elbow	10
P9975D	PVC Rough Kit, w/ Test Kit, Direct Drain	10
P9975ZD	PVC Rough Kit, w/ Test Kit, Zinc, Direct Drain	10



#### True Blue Bath Waste - Trim Kits

- Screw-less overflow faceplate installs by hand tightening.
- Press-in trim veneer for designer finishes installs simply with overflow test plug. No additional tools or sealants required.
- Compatible with True Blue Rough Kits for complete installation.



Product No.	Description	Ctn. Qty.
K97CP	Trim Kit, Touch Toe, Chrome*	10
K97BN	Trim Kit, Touch Toe, Brushed Nickel	10
K97RB	Trim Kit, Touch Toe, Oil Rubbed Bronze	10
K97WH	Trim Kit, Touch Toe, White	10
K97MB	Trim Kit, Touch Toe, Matte Black	10
K98CP	Trim Kit, Uni-Lift, Chrome*	10
K98BN	Trim Kit, Uni-Lift, Brushed Nickel	10
K98RB	Trim Kit, Uni-Lift, Oil Rubbed Bronze	10
K98WH	Trim Kit, Uni-Lift, White	10
K98MB	Trim Kit, Uni-Lift, Matte Black	10
K99CP	Trim Kit, Push & Pull, Chrome*	10
K99BN	Trim Kit, Push & Pull, Brushed Nickel	10
K99RB	Trim Kit, Push & Pull, Oil Rubbed Bronze	10
K99WH	Trim Kit, Push & Pull, White	10
K99MB	Trim Kit, Push & Pull, Matte Black	10

\*CP Trim Kits do not include Veneer or Overflow Test Plug



#4516-1 shown

### True Blue Bath Waste - Replacement Parts

- Durable replacement parts.
- Compatible with True Blue Bath Waste products.

Product No.	Description	Ctn. Qty.
4516-1	True Blue Brass Drain Spud	1
4516-2	True Blue Drain Elbow Gasket (10 per bag)	1
4516-3	True Blue Overflow Washer (20 per bag)	1
4516-4	True Blue Drain & Overflow Test Plugs (5 each per bag)	1
4516-5	True Blue Zinc Drain Spud	1
4516-6	True Blue Brushed Nickel Trim Veneer	1
4516-7	True Blue Oil Rubbed Bronze Trim Veneer	1
4516-8	True Blue Brushed Nickel Overflow Faceplate	1
4516-9	True Blue Oil Rubbed Bronze Overflow Faceplate	1
4516-10	True Blue Chrome Overflow Faceplate	1



#227-3 shown



With Condensate Top Elbow Option



#226-3 shown



#228-3 shown



#202-1 shown

### Brass Bath Waste

- 17 Ga. brass tubular.
- Single hole faceplate.
- Fits most tubs 14"-16" high.
- Slip joint connection.
- Brass nuts, rubber washers, & clear LDPE washers included.
- Full kit - rough-in & trim components included.

Product No.	Description	Ctn. Qty.
227-3	Brass Full Kit, Uni-Lift Stopper, Chrome Finish (Half Brass Ferrules Included)	1
227C-3	Brass Full Kit, Uni-Lift Stopper, Chrome Finish w/ Condensate Elbow (Half Brass Ferrules Included)	1
228-3	Brass Full Kit, Touch-Toe Stopper, Chrome Finish (Half Brass Ferrules Included)	1
226-3	Brass Full Kit, Trip Lever Stopper, Chrome Finish	1
202-1	Brass Full Kit, Chain & Plug Stopper, Chrome Finish w/ Chrome Plated Pipes (1-1/4" Drain Shoe, 1-1/4" Drain Seat, 1-3/8" Reducing Tailpiece)	1
202-3	Brass Full Kit, Chain & Plug Stopper (1-1/4" Drain Shoe, 1-1/4" Drain Seat, 1-3/8" Reducing Tailpiece)	1
208-3	Brass Full Kit, Chain & Plug Stopper, Chrome Finish	1



#230-3 shown

### Brass Whirlpool Bath Waste

- 17 Ga. brass tubular.
- Single hole faceplate.
- Fits most tubs 24" high.
- Slip joint connection.
- Brass nuts, rubber washers & clear LDPE washers included.
- Full kit - rough-in & trim components included.

Product No.	Description	Ctn. Qty.
203-3	Brass Full Kit, Uni-Lift Stopper, Chrome Finish (Fits Whirlpool Tubs) (Half Brass Ferrules Included)	1
230-3	Brass Full Kit, Trip Lever Stopper, Chrome Finish (Fits Whirlpool Tubs)	1



BATH WASTE AND OVERFLOW



#227D-3 shown

**Brass Bath Waste with Direct Drain**

- 17 Ga. brass tubular.
- Single hole faceplate.
- Fits most tubs 14-16" high.
- Slip joint connection.
- Brass nuts, rubber washers, & clear LDPE washers included.
- Full kit - rough-in & trim components included.
- Ideal for installing around engineered joists.

Product No.	Description	Ctn. Qty.
227D-3	Brass Full Kit, Uni-Lift Stopper, Chrome Finish w/ Direct Drain (Half Brass Ferrules Included)	1



#227S-3 shown

**Brass Bath Waste with Side Drain**

- 17 Ga. brass tubular.
- Single hole faceplate.
- Fits most tubs 14-16" high.
- Slip joint connection.
- Brass nuts, rubber washers, & clear LDPE washers included.
- Full kit - rough-in & trim components included.
- Ideal for installing around engineered joists.

Product No.	Description	Ctn. Qty.
227S-3	Brass Full Kit, Uni-Lift Stopper, Chrome Finish w/ Side Drain (Half Brass Ferrules Included)	1



#P8227D shown



#P8227 shown

**Plastic Tubular Bath Waste**

- Polypropylene construction.
- Single hole faceplate.
- Slip joint connection.
- TPE Blue Washers for superior seal.
- Fits most tubs 14"-16" high.
- Full kit - Rough & trim components included.

Product No.	Description	Ctn. Qty.
P8227	Plastic Tubular Full Kit, Uni-Lift Stopper w/ Chrome Finish	10
P8227BN	Plastic Tubular Full Kit, Uni-Lift Stopper w/ Brushed Nickel Finish	10
P8227RB	Plastic Tubular Full Kit, Uni-Lift Stopper w/ Oil Rubbed Bronze Finish	10
P8227WH	Plastic Tubular Full Kit, Uni-Lift Stopper w/ White Finish	10
P8227C	Plastic Tubular Full Kit, Uni-Lift Stopper w/ Chrome Finish & Condensate Elbow	10
P8227D	Plastic Tubular Full Kit, Uni-Lift Stopper w/ Chrome Finish & Direct Drain	10
P8227BG	Plastic Tubular Full Kit, Uni-Lift Stopper w/ Chrome Finish, Zinc Drain Spud & 2 Hole Faceplate	10
P9228	Plastic Tubular Full Kit, Touch-Toe Stopper w/ Chrome Finish	10
P9226	Plastic Tubular Full Kit, Trip Lever Stopper w/ Chrome Finish	10
A8227	Plastic Tubular Full Kit, Uni-Lift Stopper w/ Chrome Finish, Black	10
A8227BG	Plastic Tubular Full Kit, Uni-Lift Stopper w/ Chrome Finish, Zinc Drain Spud & 2 Hole Faceplate, Black	10
A9228	Plastic Tubular Full Kit, Touch-Toe Stopper w/ Chrome Finish, Black	10
A9226	Plastic Tubular Full Kit, Trip Lever Stopper w/ Chrome Finish, Black	10



#P9226 shown



#P8228 shown



#P8227C shown

With  
Condensate Top  
Elbow Option

# BATH WASTE AND OVERFLOW



#P8220 shown

### Plastic Tubular Cable Drive Bath Waste

- Polypropylene construction.
- Slip joint connection.
- TPE Blue Washers for superior seal.
- Fits most tubs 14"-16" high.

Product No.	Description	Ctn. Qty.
P8220	Plastic Tubular Full Kit, Cable Drive w/ Chrome Finish	1



#P7644 shown

### DBBlue Schedule 40 Bath Waste

- Schedule 40 PVC or ABS construction.
- Single hole faceplate - mounting hardware included.
- Pre-assembled rough-in & test components make installation faster & easier.
- Foam rubber overflow gasket & heavy duty locknut.

Product No.	Description	Ctn. Qty.
-------------	-------------	-----------

#### Full Kits

P7644	DBBlue PVC Full Kit, Touch Toe Stopper w/ Test Kit & Chrome Finish	10
P7544	DBBlue PVC Full Kit, Uni-Lift Stopper w/ Test Kit & Chrome Finish	10

#### Half Kits

P7725	DBBlue PVC Half Kit, Touch Toe Stopper w/ Test Kit & Chrome Finish	20
P7725BN	DBBlue PVC Half Kit, Touch Toe Stopper w/ Test Kit & Brushed Nickel Finish	20
P7325	DBBlue PVC Half Kit, Uni-Lift Stopper w/ Test Kit & Chrome Finish	20
P7325BN	DBBlue PVC Half Kit, Uni-Lift Stopper w/ Test Kit & Brushed Nickel Finish	20
P7325RB	DBBlue PVC Half Kit, Uni-Lift Stopper w/ Test Kit & Oil Rubbed Bronze Finish	20
P7325BZ	DBBlue PVC Half Kit, Uni-Lift Stopper w/ Test Kit & Chrome Finish, Zinc Spud	20
P7325BCZ	DBBlue PVC Half Kit, Uni-Lift Stopper w/ Chrome Finish, Condensate Elbow, Zinc Drain Spud	35



#P7325 shown



#P7323 shown



#K22BN shown

#### Rough Kits

P7323	DBBlue PVC Rough Kit, Test Kit, w/ Chrome Finish	30
P7323RKZ	DBBlue PVC Rough Kit, Test Kit, w/ Chrome Finish, Zinc Spud	30

#### Trim Kits

K22TB	DBBlue Trim Kit, Uni-Lift Stopper w/ Chrome Finish*	10
K22BN	DBBlue Trim Kit, Uni-Lift Stopper w/ Brushed Nickel Finish	10
K22RB	DBBlue Trim Kit, Uni-Lift Stopper w/ Oil Rubbed Bronze Finish	10
K22WH	DBBlue Trim Kit, Uni-Lift Stopper w/ White Finish	10
K23TB	DBBlue Trim Kit, Touch Toe Stopper w/ Chrome Finish*	10
K23BN	DBBlue Trim Kit, Touch Toe Stopper w/ Brushed Nickel Finish	10

\*Chrome finish trim kits do not include spud

### BATH WASTE AND OVERFLOW



#P7224 shown



#P7224B shown



#P7225B shown



#P7223RK shown



#P3225D shown



#K75TRB shown



#K25TB shown

#### Traditional Schedule 40 Bath Waste

- Schedule 40 PVC or ABS construction.
- Single hole faceplate - mounting hardware included.
- Snap-on & threaded test kit.
- Foam rubber overflow gasket.

Product No.	Description	Ctn. Qty.
<b>Full Kits</b>		
P7224	Traditional PVC Full Kit, Touch Toe Stopper w/ Test Kit & Chrome Finish	10
P7225	Traditional PVC Full Kit, Uni-Lift Stopper w/ Test Kit & Chrome Finish	10
A7224	Traditional ABS Full Kit, Touch Toe Stopper w/ Test Kit & Chrome Finish	10
A7225	Traditional ABS Full Kit, Uni-Lift Stopper w/ Test Kit & Chrome Finish	10
<b>Half Kits</b>		
P7224B	Traditional PVC Half Kit, Touch Toe Stopper w/ Test Kit & Chrome Finish	20
P7444B	Traditional PVC Half Kit, Touch Toe Stopper (Tap-Tap) w/ Test Kit & Chrome Finish	20
P7225B	Traditional PVC Half Kit, Uni-Lift Stopper w/ Test Kit & Chrome Finish	20
P7225BAB	Traditional PVC Half Kit, Uni-Lift Stopper w/ Test Kit & Antique Bronze Finish	20
P7225BBN	Traditional PVC Half Kit, Uni-Lift Stopper w/ Test Kit & Brushed Nickel Finish	20
P7225BRB	Traditional PVC Half Kit, Uni-Lift Stopper w/ Test Kit & Oil Rubbed Bronze Bronze Finish	20
P7225BSN	Traditional PVC Half Kit, Uni-Lift Stopper w/ Test Kit & UltraShine® Satin Nickel Finish	20
P7225BWH	Traditional PVC Half Kit, Uni-Lift Stopper w/ Test Kit & White Finish	20
P7225BZ	Traditional PVC Half Kit, Uni-Lift Stopper w/ Test Kit & Chrome Finish, Zinc Drain Spud	20
P7225BC	Traditional PVC Half Kit, Uni-Lift Stopper w/ Test Kit & Chrome Finish & Condensate Elbow	20
P7225BCZ	Traditional PVC Half Kit, Uni-Lift Stopper w/ Test Kit & Chrome Finish & Condensate Elbow, Zinc Drain Spud	20
P9225BBG	Traditional PVC Half Kit, Uni-Lift Stopper w/o Test Kit & Chrome Finish, Zinc Drain Spud, 2 Hole Faceplate	25
A7224B	Traditional ABS Half Kit, Touch Toe Stopper w/ Test Kit & Chrome Finish	20
A7225B	Traditional ABS Half Kit, Uni-Lift Stopper w/ Test Kit & Chrome Finish	20
<b>Rough Kits</b>		
P7223RK	Traditional PVC Rough Kit, Chrome Finish	30
P7223RKZ	Traditional PVC Rough Kit, Chrom Finish, Zinc Spud	30
P7223CRK	Traditional PVC Rough Kit, Chrome Finish w/ Condensate Elbow	30
P7220BF	Traditional PVC Rough Kit, Cable Drive w/ Chrome Finish	20
A7223RK	Traditional ABS Rough Kit, Chrome Finish	30
<b>Quarter Kits</b>		
P3225D	Traditional PVC Quarter Kit, Uni-Lift Stopper w/ Chrome Finish, Direct Drain	20
<b>Trim Kits</b>		
K24TB	Traditional Trim Kit, Touch Toe Stopper w/ Chrome Finish*	10
K74TBN	Traditional Trim Kit, Touch Toe Stopper w/ Brushed Nickel Finish	10
K74TSN	Traditional Trim Kit, Touch Toe Stopper w/ UltraShine® Satin Nickel Finish	10
K25TB	Traditional Trim Kit, Uni-Lift Stopper w/ Chrome Finish*	10
K75TRB	Traditional Trim Kit, Unilift Stopper w/ Oil Rubbed Bronze Finish	10
K75TSN	Traditional Trim Kit, Uni-Lift Stopper w/ UltraShine® Satin Nickel Finish	10
K25TBZ	Traditional Trim Kit, Uni-Lift Stopper w/ Chrome Finish, Zinc Drain Unit Included	10

\*Chrome finish trim kits do not include spud

# BATH WASTE AND OVERFLOW




#K20 shown

### Cable Drive Bath Waste Conversion Kits

- Easy installation.
- Clamshell packing w/ hang hole & graphics.
- Cable drive is premium stopper option.

Product No.	Description	Ctn. Qty.
K20	Conversion Kit, Cable Stopper w/ Chrome Finish	2
K20BN	Conversion Kit, Cable Stopper w/ Brushed Nickel Finish	2
K20RB	Conversion Kit, Cable Stopper w/ Rubbed Bronze Finish	2



#K26 shown

### Bath Waste Conversion Kits

- Easily change overflow into Trip Lever, Single Hole or 2 Hole Faceplate.
- All necessary mounting hardware included.
- Simple installation.

Product No.	Description	Ctn. Qty.
<b>Trip Lever Conversion Kits</b>		
K26	Conversion Kit, Trip Lever Stopper w/ Chrome Finish	2
K26BN	Conversion Kit, Trip Lever Stopper w/ Brushed Nickel Finish	2
K26RB	Conversion Kit, Trip Lever Stopper w/ Rubbed Bronze Finish	2
K26SN	Conversion Kit, Trip Lever Stopper w/ UltraShine® Satin Nickel Finish	2



#K27 shown

### 1 Hole Faceplate Conversion Kits

K27	Conversion Kit, Uni-Lift Stopper w/ Chrome Finish	2
K27AB	Conversion Kit, Uni-Lift Stopper w/ Antique Bronze Finish	2
K27BN	Conversion Kit, Uni-Lift Stopper w/ Brushed Nickel Finish	2
K27PB	Conversion Kit, Uni-Lift Stopper w/ UltraShine® Polished Brass (PVD)	2
K27RB	Conversion Kit, Uni-Lift Stopper w/ Rubbed Bronze Finish	2
K27SC	Conversion Kit, Uni-Lift Stopper w/ UltraShine® Satin Chrome Finish	2
K27SN	Conversion Kit, Uni-Lift Stopper w/ UltraShine® Satin Nickel Finish	2
K27WH	Conversion Kit, Uni-Lift Stopper w/ White Finish	2



#K28 shown

### 2 Hole Faceplate Conversion Kits

K28	Conversion Kit, w/ Two-Hole Cover Plate, Uni-Lift Stopper w/ Chrome Finish	2
K28BN	Conversion Kit, w/ Two-Hole Cover Plate, Uni-Lift Stopper w/ Brushed Nickel Finish	2
K28RB	Conversion Kit, w/ Two-Hole Cover Plate, Uni-Lift Stopper w/ Rubbed Bronze Finish	2



#4502-1 shown



#4503-1 shown



#4504-1 shown



#4537-1 shown



#4534C-3 shown



#4540-3 shown



#4541-3 shown



#4547-1 shown



#4542-3 shown



#4597-1 shown



#4597X-1 shown



#4497-1 shown

**Bath Waste Repair Parts**

- Durable replacement or repair parts.

Product No.	Description	Ctn. Qty.
4502-1	Faceplate, Two Hole, Chrome Plated w/ Screws	1
4503-1	Faceplate, Trip Lever, Chrome Plated w/ Screws	1
4504-1	Faceplate, One Hole, Chrome Plated w/ Screw (46250)	1
4537-1	Strainer Cover, Chrome w/ Screw, Stainless Steel	1
4534-3	Brass Drain Spud	1
4534C-3	Cast Brass Drain Spud	1
4540-3	Replacement Test Plugs - Traditional BW&O	1
4541-3	Replacement Test Plugs - DBlue BW&O	1
4542-3	Mounting Hardware - Traditional BW&O	1
4547-1	Chrome Uni-Lift Stopper w/ Brass Drain Spud & Gasket (1-1/4")	1
4597-1	Chrome Uni-Lift Stopper w/ Brass Drain Spud & Gasket	1
4597X-1	Chrome Uni-Lift Stopper	1
4497-1	Chrome Touch Toe Stopper & Brass Drain Spud w/ Gasket	1
4497X-1	Chrome Touch Toe Stopper	1

**BATH WASTE AND OVERFLOW**



# 17



## Basket and Sink Strainers

Dearborn® Brass offers the widest variety of Basket and Sink Strainers in the industry. These include Standard and Economy; Locking Cup; Easy Mount; Threaded Body and Bar Sink Strainers. Available in chrome plated brass and stainless steel materials.



## BASKET AND SINK STRAINERS

### "Lucky 7" Sink Strainers

- Chrome plated brass body.
- Metal post.
- Includes heavy locknut, rubber stopper, extra thick washer & machine cut threads.



#L7 shown



#L74 shown

Product No.	Description	Ctn. Qty.
L7	"Lucky 7" Sink Basket Strainer w/ Stainless Steel Basket	24
L7BN	"Lucky 7" Sink Basket Strainer w/ Stainless Steel Basket and Brass Nuts	24
L7T	"Lucky 7" Sink Basket Strainer w/ Stainless Steel Basket and 4" Chrome Plated Tailpiece	24
4201-L7-3	Replacement Basket for L7	1
L74	"Lucky 7" Sink Basket Strainer w/ Stainless Steel 4-Prong Basket	24
L74T	"Lucky 7" Sink Basket Strainer w/ Stainless Steel 4-Prong Basket and 4" Chrome Plated Tailpiece	24
4204-L7-3	Replacement Basket for L74 (4-Prongs)	1

### "Spin-N-Lock" Sink Basket Strainers

- Chrome plated brass body.
- Stainless steel screw-in basket.
- Brass turning nut.



#DB711 shown



#DB711EZ shown

Product No.	Description	Ctn. Qty.
DB711	"Spin-N-Lock" Sink Basket Strainer	24
DB711BN	"Spin-N-Lock" Sink Basket Strainer and Brass Nuts	24
DB711EZ	"Spin-N-Lock" Sink Basket Strainer w/ EZ-Mount Connection	24
4204-11-3	Replacement Basket for DB711	1

### Locking Cup Sink Basket Strainers

- Stainless steel body and basket.
- Galvanized steel locking cup.
- Rubber stopper & plastic post.



#DB1000 shown



#DB1000EZBN shown



#DB1120 shown

Product No.	Description	Ctn. Qty.
DB1000	Locking Cup Sink Basket Strainer	24
DB1000EZBN	Locking Cup Sink Basket Strainer w/ EZ-Mount Connection & Brass Nut	24
4204-00-3	Replacement Basket for DB1000	1
DB1120	Deep Locking Cup Sink Basket Strainer w/ Snap-In Basket (Length 3-3/4")	24
DB1120BN	Deep Locking Cup Sink Basket Strainer w/ Snap-In Basket and Brass Nuts (Length 3-3/4")	24
4204-20-3	Replacement Basket for DB1120	1

### BASKET AND SINK STRAINERS



#14 shown



#12 shown



#18 shown



#15 shown

#### Cast Iron Locking Cup Strainers

- Stainless steel body and basket.
- Snap-in basket w/ bright flange.
- Neoprene stopper.
- Fits cast iron sinks.

Product No.	Description	Ctn. Qty.
14	Shallow Locking Cup Sink Basket Strainer (Length 2-3/4")	24
14T	Shallow Locking Cup Sink Basket Strainer w/ 4" Chrome Plated Tailpiece (Length 2-3/4")	24
4204-14-3	Replacement Basket for 14 (includes metal snap-in spring)	1
12	Medium Locking Cup Sink Basket Strainer (Length 3-1/8")	24
18	Deep Locking Cup Sink Basket Strainer (Length 3-3/4")	24
18BN	Deep Locking Cup Sink Basket Strainer w/ Brass Nuts (Length 3-3/4")	24
18T	Deep Locking Cup Sink Basket Strainer w/ 4" Chrome Plated Tailpiece (Length 3-3/4")	24
4204-18-3	Replacement Basket for 18 (includes metal snap-in spring)	1
15	"Snap-N-Tite" Locking Cup Sink Basket Strainer (Length 3-3/4")	24
15BN	"Snap-N-Tite" Locking Cup Sink Basket Strainer w/ Brass Nuts (Length 3-3/4")	24
15T	"Snap-N-Tite" Locking Cup Sink Basket Strainer w/ 4" Chrome Plated Tailpiece (Length 3-3/4")	24
4201-15-3	Replacement Basket for 15	1



#3BN shown

#### Thumbscrew Sink Basket Strainer

- Stainless steel body and basket.
- Triangular threaded flange w/ 3 thumbscrews for easy installation.
- Neoprene stopper.
- Brass nuts.

Product No.	Description	Ctn. Qty.
3BN	Thumbscrew Sink Basket Strainer w/ EZ-Mount Connection	24
4204-3-3	Replacement Basket for 3BN	1



#6 shown

#### "Super 6" Sink Basket Strainers

- Threaded stainless steel body and basket.
- Rubber stopper w/ metal post.
- Includes extra wide locknut and extra thick washer.

Product No.	Description	Ctn. Qty.
6	"Super 6" Sink Basket Strainer	24
6T	"Super 6" Sink Basket Strainer w/ 4" Chrome Plated Tailpiece	24
4204-6-3	Replacement Basket for 6 (includes snap-in metal spring)	1

### BASKET AND SINK STRAINERS

#### Threaded Stainless Steel Body Sink Basket Strainers

- Threaded stainless steel body w/ stainless steel basket.
- Rubber stopper.



#10 shown



#11 shown



#17 shown

Product No.	Description	Ctn. Qty.
10	Standard Threaded Body Sink Basket Strainer w/ Rubber Stopper and Metal Post	24
10T	Standard Threaded Body Sink Basket Strainer w/ Rubber Stopper and Metal Post - Includes 4" Chrome Plated Tailpiece	24
4201-3-3	Replacement Basket for 10 or 16	1
11	Standard Threaded Body Sink Basket Strainer w/ Rubber Stopper and Chrome Plated Plastic Post	24
11T	Standard Threaded Body Sink Basket Strainer w/ Rubber Stopper and Chrome Plated Plastic Post - Includes 4" Chrome Plated Tailpiece	24
4201-4-3	Replacement Basket for 11	1
17	Standard Threaded "Spin-N-Lock" Sink Basket Strainer w/ Stainless Steel Screw-In Basket	24
17BN	Standard Threaded "Spin-N-Lock" Sink Basket Strainer w/ Stainless Steel Screw-In Basket and Brass Nuts	24
17T	Standard Threaded "Spin-N-Lock" Sink Basket Strainer w/ Stainless Steel Screw-In Basket and 4" Chrome Plated Tailpiece	24
4201-17-3	Replacement Basket for 17	1

#### Threaded Brass Body Sink Basket Strainers

- Stainless steel basket.
- Heavy brass locknut.



#16 shown



#816 shown

Product No.	Description	Ctn. Qty.
16	Standard Threaded Brass Body Sink Basket Strainer w/ Rubber Stopper (Length 3-3/4")	24
16BN	Standard Threaded Brass Body Sink Basket Strainer w/ Rubber Stopper and Brass Nuts (Length 3-3/4")	24
16T	Standard Threaded Brass Body Sink Basket Strainer w/ Rubber Stopper and 4" Chrome Plated Tailpiece (Length 3-3/4")	24
4201-3-3	Replacement Basket for 10 or 16	1
816	Standard Threaded Cast Brass Body Sink Basket Strainer w/ Cast Brass Stopper and Brass Slide Post - Heavy Commercial Grade	24
816T	Standard Threaded Cast Brass Body Sink Basket Strainer w/ Cast Brass Stopper and Brass Slide Post - Includes 4" Chrome Plated 17 Ga. Tailpiece - Heavy Commercial Grade	24

#### Economy Sink Basket Strainers

- Threaded ABS body w/ stainless steel rim & basket.
- Rubber stopper w/ plastic post.
- ABS Locknut.



#9 shown

Product No.	Description	Ctn. Qty.
9	Economy Sink Basket Strainer	24

## BASKET AND SINK STRAINERS



#3784 shown

### Junior Duo Bar Sink Strainers

- Stainless steel body & basket.
- Length: 1-1/8".

Product No.	Description	Ctn. Qty.
3784	Junior Duo Bar Sink Strainer	12
3784BN	Junior Duo Bar Sink Strainer w/ Brass Nuts	12
3784T	Junior Duo Bar Sink Strainer w/ 4" Chrome Plated Tailpiece	12
4201-5-3	Replacement Basket for 3784	1



#774 shown

### Duplex Bar Sink Strainers

- Brass body.
- Includes flat stainless steel strainer for 2-1/2" opening.

Product No.	Description	Ctn. Qty.
774	Duplex Bar Sink Strainer	12
774T	Duplex Bar Sink Strainer w/ 4" Chrome Plated Tailpiece	12
774A	Duplex Bar Sink Strainer w/ Tray Plug	12



#774A shown



#3785A shown

### Standard Bar Sink Strainers

- Brass body and stainless steel strainer.
- Includes crumb cup.
- Length: 2-1/8".

Product No.	Description	Ctn. Qty.
3785A	Standard Bar Sink Strainer	12
3785ABN	Standard Bar Sink Strainer w/ Brass Nuts	12
3785AT	Standard Bar Sink Strainer w/ Brass Nuts	12
23030	Standard Bar Sink Strainer w/ Brass Nuts, Polished Brass	1
4201-8-1	Replacement Basket for 3785A	1



#23030 shown



#815B shown

### Flat Top Bar Sink Strainers

- Brass body and stainless steel strainer.
- Length: 1-7/8".

Product No.	Description	Ctn. Qty.
815B	Flat Top Bar Sink Basket Strainer	12
815BT	Flat Top Bar Sink Basket Strainer w/ 4" Chrome Plated Tailpiece	12



#4202-2-3 shown

### Replacement Basket Strainer Gasket

- Durable replacement part.
- Fits product numbers 6, 9, 10, 11, 14, 16, 17, 18, 815B & 816.

Product No.	Description	Ctn. Qty.
4202-2-3	Replacement Rubber Gasket	1



Low Pattern Flange

### Flanges

- Chrome plated.
- Multiple design offerings for aesthetics or code.
- Size dictates pipe or tube size unless otherwise mentioned.

Product No.	Description	Ctn. Qty.
<b>Low Pattern Chrome Plated</b>		
1097	3/8" O.D. for 1/4" Nom Flange (CTS)	50
1098	1/2" O.D. for 3/8" Nom Flange (CTS)	50
1099	5/8" O.D. for 1/2" Nom Flange (CTS)	50
1099A	7/8" O.D. For 3/4" Nom Flange (CTS)	50
1099AB	7/8" O.D. For 3/4" Nom Flange (CTS)	250
1099B	5/8" O.D. For 1/2" Nom Flange (CTS)	250
1100	3/8" NPT Flange	50
1100B	3/8" NPT Flange	250
1101	1/2" NPT Flange	50
1101R	Chrome Escutcheon 1/2" - 3/4" Rubber Collar	25
1101A	3/4" NPT Flange	50
1101AA	1" NPT Flange	50
1101B	1/2" NPT Flange	250
1102	1-1/4" O.D. Flange	50
1104	1-1/2" O.D. Flange	50
1104A	2" O.D. Flange	50
1105	1-1/4" NPT Flange	50
1106	1-1/2" NPT Flange	50
1106A	2" NPT Flange	50
1106B	1-1/2" NPT Flange	250
1106E	1-1/2" - 2" Exterior Escutcheon	12
<b>High Pattern Chrome Plated</b>		
1107C	5/8" O.D. For 1/2" Nom Flange (CTS)	50
1107D	11/16" O.D. For Sweat Extension	50
1109	3/8" I.P.S. Flange	50
1110	1/2" NPT Flange	50
1114	1-1/4" O.D. Flange	50
1114A	1-1/4" NPT Flange	50
1115	1-1/2" O.D. Flange	50
1115A	1-1/2" NPT Flange	50
<b>Box Pattern Chrome Plated</b>		
1116	1-1/4" O.D. Flange	12
1116A	1-1/4" NPT Flange	12
1117	1-1/2" O.D. Flange	12
1117A	1-1/2" NPT Flange	12
1118	2" Deep Flange	12
1119	1/2" Chrome Plated Sleeve	4



High Pattern Flange



Box Pattern Flange



BASKET AND SINK STRAINERS



#5340P shown

**Plastic Split Flange**

- Split design makes for easy mounting.
- Economy, low profile design.
- Size dictates pipe or tube size unless otherwise mentioned.

Product No.	Description	Ctn. Qty.
<b>Copper Tube Sizes</b>		
5340P	1/2" Nom Flange (CTS)	12
5341P	3/4" Nom Flange (CTS)	12
5342P	1" Nom Flange (CTS)	12
<b>Iron Pipe Sizes</b>		
5351P	1/2" IPS	12
5352P	3/4" IPS	12
5353P	1" IPS	12
5354P	1-1/4" IPS	12
5355P	1-1/2" IPS	12
5356P	2" IPS	12

### Floor And Ceiling Plates

- Chrome plated.
- Low profile design.
- Size dictates pipe or tube size unless otherwise mentioned.



#5340 shown




#5340H shown

Product No.	Description	Ctn. Qty.
<b>Copper Tube Sizes – H=Heavy Grade</b>		
5340	1/2" CTS	12
5340H	5/8" O.D. for 1/2" Nom Flange (CTS)	12
5341	3/4" CTS	12
5341H	7/8" O.D. for 3/4" CTS	12
5342	1-1/8" O.D.	12
5342H	1-1/8" O.D. 3/4"	12
5343	1-3/8" O.D.	12
5343H	1-3/8" O.D.	12
5344	1 1/2" CTS	12
5344H	1-5/8" O.D. for 1-1/2" CTS	12
5345H	2-1/8" O.D. for 2" CTS	12
5346H	2-5/8" O.D. for 2-1/2" CTS	12
5347H	3-1/8" O.D. for 3" CTS	12
<b>Iron Pipe Sizes – H=Heavy Grade</b>		
5350	3/8" IPS	12
5350H	3/8" IPS	12
5351	1/2" IPS	12
5351H	1/2" IPS	12
5352	3/4" IPS	12
5352H	3/4" IPS	12
5353	1" IPS	12
5353H	1" IPS	12
5354	1-1/4" IPS	12
5354H	1-1/4" IPS	12
5355	1-1/2" IPS	12
5355H	1-1/2" IPS	12
5356	2" IPS	12
5356H	2" IPS	12
5357H	2-1/2" IPS	12
5358H	3" IPS	12
5359H	3-1/2" IPS	12
5360H	4" IPS	12

# BASKET AND SINK STRAINERS



#4028 shown



#4030 shown



#7101 shown

### Closet & Urinal Spuds

- Covers spud nut on flush mechanism.
- Cushions tank-bowl juncture to prevent leaks.

Product No.	Description	Ctn. Qty.
4025	2" x 2" Closet Spud	6
4026	2" x 1-1/2" Closet Spud	6
4028	1-1/2" x 1-1/2" Closet Spud	6
4028A	1-1/2" x 1-1/4" Closet Spud	6
4029	1-1/4" x 1-1/4" Closet Spud	6
4030	1" x 3/4" Urinal Spud	6
4031	1-1/4" x 3/4" Urinal Spud	6
4032	1-1/2" x 3/4" Urinal Spud	6
7101	1-1/2" x 1-1/2" Flanged Spud Washer	25
7102	2" x 2" Flanged Spud Washer	25
7105	1" x 3/4" Flanged Spud Washer	25



#351C shown

### Tub Spouts

- Chrome plated.
- Durable replacement parts.

Product No.	Description	Ctn. Qty.
351C	Die Cast Diverter Spout w/ Personal Shower Fitting - 3/4" x 1/2" Face Bushing	12
359A	Brass Diverter Spout w/ 3/4" NPT Wall Connection - 3/4" x 1/2" Brass Face Bushing	12



#4225B shown



#4223 shown



#7556 shown



#6200C shown



#7983 shown

### Miscellaneous Accessories & Replacement Parts

- Easy to install.
- Durable replacement parts.

Product No.	Description	Ctn. Qty.
4211	Toilet Tank Cover	1
4225B	Economy Flush Lever, Chrome Plated Plastic w/ Plastic Spud	25
4223	Rod Flush Lever, Chrome Plated Alloy w/ Die Cast Spud	2
6200C	1/8" x 24" Graphite Twist Packing for Faucets, Valves & Pumps	48
7505	Samson Force Cup Plunger w/ 18" Handle	5
7536C	1" - 1-3/8" Fit-All White Sink Stopper w/Metal Ring	24
7555	6-3/4" Form Fit Closet Bowl Sponge Rubber Gasket	10
7556	5-3/4" O.D. x 3-1/2" Closet Bowl Sponge Rubber Gasket	10
7557	3-1/4" O.D x 2-1/8" Tank to Bowl Sponge Rubber Gasket for Close Couple Connection	24
7633C	6' High Pressure Washing Machine Hose	6
7983	Dishwasher Disposal Hose Connector	50
8636	1/2" NPT x 1/4" NPT Basin Cock Coupling Nut	25



# 18



## Pneumatic Test Balls

Cherne® Pneumatic Test-Ball® and Muni-Ball® Pipe Plugs have been the contractor's choice since 1953. They are used in residential DWV systems and sanitary/storm sewers. Larger sizes are available with our Patented Pressure Relief Valve, which prevents over-inflation, plug damage and enhances user safety.





## [FEATURED PRODUCTS]

18

# I-SERIES TEST-BALL<sup>®</sup>, I-SERIES MUNI-BALL<sup>®</sup>, AIR-LOC<sup>®</sup> & REMO<sup>®</sup> PLUGS

- Industry leading quality, consistency and durability
- Mechanical bonding of premium natural rubber and end plates eliminates failures from chemical bonding
- Improved performance and safety through optimized design
- Superior back pressure (15 PSI, 1 bar)
- Premium performance and aesthetics
- Lightweight, short and flexible



PNEUMATIC TEST BALLS





## PNEUMATIC TEST BALLS



#310248 shown

### I-Series® Plugs

- Superior expansion range.
- Small deflated diameters.
- All plugs up through 24"- 60" size easily fit through a 24" manhole frame.
- 48"- 72" and 54"- 96" plugs fit through 36" openings.
- Flexible bypass hoses – plugs can be bent to 90 degrees.

(Muni-Ball® plugs)

Product No.	Size	Description	Ctn. Qty.	Back Pressure P.S.I.
310088	4"- 8"	I-Series® plug	1	15 PSI
310128	6"- 12"	I-Series® plug	1	15 PSI
210128	8"- 12"	I-Series® plug	1	15 PSI
310168	8"- 16"	I-Series® plug	1	15 PSI
210188	12"- 18"	I-Series® plug	1	15 PSI
610188	12"- 18" with sleeve	I-Series® plug	1	15 PSI
310248	12"- 24"	I-Series® plug	1	15 PSI
694248	12"- 24" with sleeve	I-Series® plug	1	15 PSI
310328	15"- 32"	I-Series® plug	1	12 PSI
310418	20"- 40"	I-Series® plug	1	8.7 PSI
310488	24"- 48"	I-Series® plug	1	10 PSI
310600	24"- 60"	I-Series® plug	1	6 PSI
310728	48"- 72"	I-Series® plug	1	6 PSI
310968	54"- 96"	I-Series® plug	1	6 PSI
311088	4"- 8"	Muni-Ball® plug w/ 1/2" Bypass	1	15 PSI
311128	6"- 12"	Muni-Ball® plug w/ 1" Bypass	1	15 PSI
212128	8"- 12"	Muni-Ball® plug w/ 2" Bypass	1	15 PSI
312168	8"- 16"	Muni-Ball® plug w/ 2" Bypass	1	15 PSI
214188	12"- 18"	Muni-Ball® plug w/ 3" Bypass	1	15 PSI
613188	12"- 18" with sleeve	Muni-Ball® plug w/ 3" Bypass w/ sleeve	1	15 PSI
312248	12"- 24"	Muni-Ball® plug w/ 3" Bypass	1	15 PSI
654248	12"- 24" with sleeve	Muni-Ball® plug w/ 3" Bypass w/ sleeve	1	15 PSI
312328	15"- 32"	Muni-Ball® plug w/ 2" Bypass	1	11 PSI
314328	15"- 32"	Muni-Ball® plug w/ 4" Bypass	1	11 PSI
316328	15"- 32"	Muni-Ball® plug w/ 6" Bypass	1	11 PSI
312418	20"- 40"	Muni-Ball® plug w/ 2" Bypass	1	8.7 PSI
314418	20"- 40"	Muni-Ball® plug w/ 4" Bypass	1	8.7 PSI
316418	20"- 40"	Muni-Ball® plug w/ 6" Bypass	1	8.7 PSI
314488	24"- 48"	Muni-Ball® plug w/ 4" MNPT Bypass	1	10 PSI
316488	24"- 48"	Muni-Ball® plug w/ 6" MNPT Bypass	1	10 PSI
314600	24"- 60"	Muni-Ball® plug w/ 4" Bypass	1	6 PSI
316600	24"- 60"	Muni-Ball® plug w/ 6" Bypass	1	6 PSI
314728	48"- 72"	Muni-Ball® plug w/ 4" MNPT Bypass	1	6 PSI
316728	48"- 72"	Muni-Ball® plug w/ 6" Bypass	1	6 PSI
318728	48"- 72"	Muni-Ball® plug w/ 8" Bypass	1	6 PSI
314968	54"- 96"	Muni-Ball® plug w/ 4" Bypass	1	6 PSI
316968	54"- 96"	Muni-Ball® plug w/ 6" Bypass	1	6 PSI
319968	54"- 96"	Muni-Ball® plug w/ 8" Bypass	1	6 PSI




# PNEUMATIC TEST BALLS

## Air-Loc® & I-Series® Front Plugs

- Eyebolts on both ends for interconnecting plugs.
- Easy to use quick-disconnect hose connections.



#217128 shown



#317328 shown

Product No.	Size	Description	Ctn. Qty.	Back Pressure P.S.I.
317128	6" - 12"	Air-Loc® Plug	1	15 PSI
217128	8" - 12"	Air-Loc® Plug	1	15 PSI
217168	8" - 16"	Air-Loc® Plug	1	15 PSI
217188	12" - 18"	Air-Loc® Plug	1	15 PSI
617188	12" - 18" with sleeve	Air-Loc® Plug	1	15 PSI
217288	12" - 24"	Air-Loc® Plug	1	15 PSI
617248	12" - 24" with sleeve	Air-Loc® Plug	1	15 PSI
317328	15" - 32"	I-Series® Front Plug	1	25 PSI
317418	20" - 40"	I-Series® Front Plug	1	22 PSI
317488	24" - 48"	I-Series® Front Plug	1	22 PSI
317600	24" - 60"	I-Series® Front Plug	1	22 PSI
317728	48" - 72"	I-Series® Front Plug	1	12 PSI
317968	54" - 96"	I-Series® Front Plug	1	11 PSI

## Remo® Plugs

- Multi-size design to seal multiple pipe sizes.
- Can be locked at a 90° angle to seal openings in manholes at different levels.
- Can be used as a back plug for sewer tests.
- Adapters available to convert Muni-Ball® plugs into Remo® plugs.



#219128 shown

Product No.	Size	Description	Ctn. Qty.	Back Pressure P.S.I.
319128	6" - 12"	Remo® Plug	1	15 PSI
219128	8" - 12"	Remo® Plug	1	15 PSI
219188	12" - 18"	Remo® Plug	1	15 PSI



## PNEUMATIC TEST BALLS



#270008 shown

### Single-Size Test-Ball® Plugs

- Made of natural rubber for excellent expansion and memory.
- Seals both round and out-of-round pipe.
- Zinc-plated steel chain and ring handle acts as an anchor to prevent plug from sliding down a line.
- Fits easily through test tees, sanitary tees, floor drains, and other "tight" situations.
- Broader expansion range than mechanical plugs.

Product No.	Size	Description	Ctn. Qty.	Back Pressure P.S.I.	Feet of Head
270008	3/4"-1-1/4"	Test-Ball® Plug	6	17 PSI	40 FT
270016	1-1/4"-1-1/2"	Test-Ball® Plug	6	13 PSI	30 FT
270024	2"	Test-Ball® Plug	6	13 PSI	30 FT
270108	2-1/2"	Test-Ball® Plug	6	13 PSI	30 FT
270032	3"	Test-Ball® Plug	6	13 PSI	30 FT
270040	4"	Test-Ball® Plug	6	13 PSI	30 FT
270059	5"	Test-Ball® Plug	1	13 PSI	30 FT
270067	6"	Test-Ball® Plug	1	13 PSI	30 FT



#240028 Bulk Pack shown



#240018 shown

### Bulk Test-Ball® Plugs – Individual Display Bags\*

- Same great Test-Ball® plug in bulk packaging.
  - Preprinted bag designed for use with peg hook displays.
- \* Bulk Test-Ball® Plugs MUST be ordered in quantities of 24 plugs.

Product No.	Size	Description	Ctn. Qty.	Back Pressure P.S.I.	Feet of Head
240018	1-1/4"-1-1/2"	Test-Ball® Plug	24	13 PSI	30 FT
240028	2"	Test-Ball® Plug	24	13 PSI	30 FT
240038	3"	Test-Ball® Plug	24	13 PSI	30 FT
240048	4"	Test-Ball® Plug	24	13 PSI	30 FT

### Single-Size Underground Test-Ball® Plugs

- Designed to block sewer flow or for use as a back plug for sewer air testing.
- Natural rubber material for excellent expansion and memory.
- Seals both round and out-of-round pipe.
- Removable inflation valve can be replaced if damaged or replaced with quick disconnect fitting.
- Features an eye-bolt for use with a poly-lift line.



#041386 shown

Product No.	Size	Description	Ctn. Qty.	Back Pressure P.S.I.	Feet of Head
041386	8"	Test-Ball® Plug	1	17 PSI	40 FT
041394	10"	Test-Ball® Plug	1	17 PSI	40 FT
041408	12"	Test-Ball® Plug	1	17 PSI	40 FT
041416	15"-16"	Test-Ball® Plug	1	13 PSI	30 FT



## PNEUMATIC TEST BALLS



#276128 shown

### Multi-Size Test-Ball® Plugs

- One size fits multiple pipe diameters, doing the job of 2+ single-size plugs.
- Use to block flow (water DWV test) or as a back plug for sewer air testing.
- Seals both round and out-of-round pipe.
- Zinc-plated steel chain and ring handle acts as an anchor to prevent plug from sliding down a line.

Product No.	Size	Description	Ctn. Qty.	Back Pressure P.S.I.	Feet of Head
276128	1-1/4" – 2"	Test-Ball® Plug	6	17 PSI	40 FT
276238	2" - 3"	Test-Ball® Plug	6	17 PSI	40 FT
276348	3" - 4"	Test-Ball® Plug	6	17 PSI	40 FT
276468	4" - 6"	Test-Ball® Plug	1	17 PSI	40 FT



#275048 shown

### Multi-Size Original Test-Ball® Plugs

- One plug fits multiple pipe diameters.
- Made of natural rubber for excellent expansion and memory.
- Seals both round and out-of-round pipe.
- Removable inflation valve can be replaced if damaged or replaced with quick disconnect fitting.
- Use to block flow or as a back plug for sewer air testing.

Product No.	Size	Description	Ctn. Qty.	Back Pressure P.S.I.	Feet of Head
275048	4" - 6"	Test-Ball® Plug	1	17 PSI	40 FT
275058	6" - 8"	Test-Ball® Plug	1	17 PSI	40 FT
275088	8" - 12"	Test-Ball® Plug	1	11 PSI	25 FT



#271508 shown

### Clean-Seal® Plugs

- Threads into test tee, eliminating water backsplash.
- Removable sniffer valve inflation fitting is replaceable.
- Made from long-lasting natural rubber.
- Seals both cast-iron and plastic pipe.

Product No.	Size	Description	Ctn. Qty.	Back Pressure P.S.I.	Feet of Head
271508	1-1/2"	Clean-Seal® Plug	6	13 PSI	30 FT
271705	2"	Clean-Seal® Plug	6	13 PSI	30 FT
271713	3"	Clean-Seal® Plug	6	13 PSI	30 FT
271721	4"	Clean-Seal® Plug	6	13 PSI	30 FT
271758	6"	Clean-Seal® Plug	1	13 PSI	30 FT



## PNEUMATIC TEST BALLS



#271047 shown

### Long Test-Ball® Plugs

- Designed for waste stack testing from floor drain to sewer pipe.
- Long enough to seal wye vertical riser and sewer run.
- Includes 3' extension hose.
- Ring and chain assembly prevents plug from sliding down a line.

Product No.	Size	Description	Ctn. Qty.	Back Pressure P.S.I.	Feet of Head
271020	2"	Long Test-Ball® Plug	1	13 PSI	30 FT
271039	3"	Long Test-Ball® Plug	1	13 PSI	30 FT
271047	4"	Long Test-Ball® Plug	1	13 PSI	30 FT
271063	6"	Long Test-Ball® Plug	1	13 PSI	30 FT
271098	4" - 6"	Long Test-Ball® Plug	1	13 PSI	30 FT



#274526 shown

### MS2® Long Test-Ball® Plugs

- Designed for waste stack testing from floor drain to sewer pipe.
- Long enough to seal wye vertical riser and sewer run.
- Multi-stage deflation eliminates backslash.
- Works in multiple pipe diameters.
- Pressure relief valve to safeguard against over-inflation.
- Nylon strap and safety handle prevents plug from sliding down a line.
- Includes 5' extension hose.

Product No.	Size	Description	Ctn. Qty.	Back Pressure P.S.I.	Feet of Head
274518	2" - 3"	MS2® Plug	1	13 PSI	30 FT
274526	3" - 4"	MS2® Plug	1	13 PSI	30 FT
274534	4" - 6"	MS2® Plug	1	13 PSI	30 FT



#262010 shown

### Single-Size Muni-Ball® Plugs

- Easily converts to an air test plug with use of a conversion kit.
- Durable natural rubber construction seals the roughest of surfaces.
- 8", 10", 12" and 15" plugs include two port plugs for easy use in sewer air tests.

Product No.	Size	Description	Ctn. Qty.	Back Pressure P.S.I.	Feet of Head
262008	1-1/2"	Muni-Ball® Plug - 1/4" Bypass	1	22 PSI	50 FT
262010	2"	Muni-Ball® Plug - 1/8" Bypass	1	22 PSI	50 FT
262258	3"	Muni-Ball® Plug - 1/2" Bypass	1	22 PSI	50 FT
262048	4"	Muni-Ball® Plug - 3/4" Bypass	1	22 PSI	50 FT
262064	6"	Muni-Ball® Plug - 1-1/2" Bypass	1	13 PSI	30 FT
262080	8"	Muni-Ball® Plug - 3" Bypass	1	13 PSI	30 FT
262110	10"	Muni-Ball® Plug - 3" Bypass	1	13 PSI	30 FT
262129	12"	Muni-Ball® Plug - 3" Bypass	1	13 PSI	30 FT
262137	15"-16"	Muni-Ball® Plug - 3" Bypass	1	13 PSI	30 FT



#262080 shown



#265078 shown

### Multi-Size Muni-Ball® Plugs

- Work in all types of pipe.
- Durable natural rubber construction seals the roughest of surfaces.
- Easily converts to an air test plug with the use of a conversion kit.
- One plug fits multiple pipe diameters.

Product No.	Size	Description	Ctn. Qty.	Back Pressure P.S.I.	Feet of Head
265048	4" - 6"	Muni-Ball® Plug 3/4" Bypass	1	17 PSI	40 FT
265068	6" - 8"	Muni-Ball® Plug 1-1/2" Bypass	1	17 PSI	40 FT
265078	8" - 10"	Muni-Ball® Plug 2" Bypass	1	17 PSI	40 FT



#511088 shown

### Multi-Size High Pressure Plugs

- Multi-range use (6 plugs will cover pipe sizes from 4" to 32").
- Rubber and metal bonding eliminates fears of separation or rolling off resulting from high backpressures.
- Optimized design using steel, aramid and natural rubber to ensure longevity and robust construction.
- Water must be used to pressurize these plugs due to high working pressure.
- Removable and field repairable hardware.
- Safety/Over-inflation device (Rupture Disc).
- Air is purged from plug during inflation.
- Air is purged from test area (8" - 12" to 26" - 32" sizes).

Product No.	Size	Description	Ctn. Qty.	Back Pressure P.S.I.
511088	4" - 8"	High Pressure Plug	1	150 PSI
511128	8" - 12"	High Pressure Plug	1	150 PSI
512168	12" - 16"	High Pressure Plug	1	150 PSI
512208	16" - 20"	High Pressure Plug	1	150 PSI
512268	20" - 26"	High Pressure Plug	1	150 PSI
512328	26" - 32"	High Pressure Plug	1	150 PSI

# 19



## Mechanical Test Plugs

Cherne® Mechanical Test Plugs can be used in a wide variety of applications including DWV and Stack Testing. With a variety of end-of-pipe and inside-of-pipe options available, it's easy to find the right mechanical test plug for the job.







## MECHANICAL PIPE PLUGS



#270296 shown

**Gripper® Mechanical Plugs**

- Ideal for plumbing system tests.
- Easy to install with extra-large wing nut.
- Inside-of-pipe gripper plug seals inside pipe as far as needed.
- End-of-pipe seals only at the end of a pipe, preventing plug from falling into stack.
- Made with glass-reinforced ABS plastic and natural rubber O-Ring.

Product No.	Size	Description	Ctn. Qty.	Back Pressure P.S.I.	Feet of Head
270210	1-1/2"	End of Pipe Gripper® Plug	10	17 PSI	40FT
270229	2"	End of Pipe Gripper® Plug	10	17 PSI	40FT
270237	3"	End of Pipe Gripper® Plug	10	17 PSI	40FT
270245	4"	End of Pipe Gripper® Plug	10	17 PSI	40FT
270261	6"	End of Pipe Gripper® Plug	5	17 PSI	40FT
270270	8"	End of Pipe Gripper® Plug	1	17 PSI	40FT
270296	4"	Inside of Pipe Gripper® Plug	10	17 PSI	40FT
270253	6"	Inside of Pipe Gripper® Plug	5	17 PSI	40FT
270288	8"	Inside of Pipe Gripper® Plug	1	17 PSI	40FT



#270538 shown

**Hub-Fit Gripper® Plugs**

- Ideal for use in hub fittings and in bell-end pipe.
- Pressure rated for conducting DWV tests.
- Yellow color enhances visibility in pipe.
- Made with glass-reinforced ABS plastic and natural rubber O-ring.

Product No.	Size	Description	Ctn. Qty.	Back Pressure P.S.I.	Feet of Head
270528	2"	Hub-Fit Gripper® Plug	10	13 PSI	30FT
270538	3"	Hub-Fit Gripper® Plug	10	13 PSI	30FT
270548	4"	Hub-Fit Gripper® Plug	10	13 PSI	30FT



#270138 shown

**Clean-Out Gripper® Plugs**

- Patented threaded O-ring ensures airtight seal.
- Stainless steel hardware prevents corrosion.
- Black color blends well with cast-iron pipe.
- NPT-sized, including hard-to-find 3-1/2".
- Guaranteed to seal most damaged threads.
- Made with glass-reinforced ABS plastic and natural rubber O-ring.

Product No.	Size	Description	Ctn. Qty.	Back Pressure P.S.I.	Feet of Head
270168	2"	Plug Seals 2-1/2" Threaded Opening	10	17 PSI	40FT
270178	3"	Plug Seals 3-1/2" Threaded Opening	10	17 PSI	40FT
270138	3-1/2"	Plug Seals 4" Threaded Opening	10	17 PSI	40FT
270188	4"	Plug Seals 4-1/2" Threaded Opening	10	17 PSI	40FT



## MECHANICAL TEST PLUGS



#272957 shown

**T-Handle Aluminum Gripper® Plugs with Bypass**

- Can be used in long-term applications.
- Chemical-resistant neoprene O-ring.
- Bypass can be used to conduct sewer air pressure test.
- Made of heavy-duty aluminum and zinc plated steel handle.

Product No.	Size	Description	Ctn. Qty.	Back Pressure P.S.I.	Feet of Head
272949	6"	Gripper® Plug 1/4" with Bypass	1	10 PSI	40FT
272957	8"	Gripper® Plug 3/4" with Bypass	1	10 PSI	40FT
272965	10"	Gripper® Plug 3/4" with Bypass	1	10 PSI	40FT
272973	12"	Gripper® Plug 3/4" with Bypass	1	10 PSI	30FT
272981	15"	Gripper® Plug 3/4" with Bypass*	1	10 PSI	30FT
272998	18"	Gripper® Plug 3/4" with Bypass*	1	8.7 PSI	20FT

\*Concrete and clay pipe sizes only.



#272906 shown

**T-Handle Aluminum Gripper® Plugs without Bypass**

- Can be used in long-term applications.
- Chemical-resistant neoprene O-ring.
- Made of heavy-duty aluminum.

Product No.	Size	Description	Ctn. Qty.	Back Pressure P.S.I.	Feet of Head
272892	6"	Gripper® Plug (Non Bypass)	1	10 PSI	40FT
272906	8"	Gripper® Plug (Non Bypass)	1	10 PSI	40FT
272914	10"	Gripper® Plug (Non Bypass)	1	10 PSI	40FT
272922	12"	Gripper® Plug (Non Bypass)	1	10 PSI	30FT
272930	15"	Gripper® Plug (Non Bypass)*	1	10 PSI	30FT
272888	18"	Gripper® Plug (Non Bypass)*	1	8.7 PSI	20FT

\*Concrete and clay pipe sizes only.



#271543 shown

**Econ-O-Grip® Plugs**

- Cost-effective method for plugging open-ended pipe.
- Natural rubber O-ring.
- Effective pipe dust cover.
- Not recommended for pressure tests.

Product No.	Size	Description	Ctn. Qty.	Back Pressure P.S.I.	Feet of Head
271519	1-1/2"	Econ-O-Grip® Plug	10	2 PSI	5FT
271527	2"	Econ-O-Grip® Plug	10	2 PSI	5FT
271535	3"	Econ-O-Grip® Plug	10	2 PSI	5FT
271543	4"	Econ-O-Grip® Plug	10	2 PSI	5FT
271551	5"	Econ-O-Grip® Plug	5	1 PSI	2FT
271578	6"	Econ-O-Grip® Plug	5	1 PSI	2FT



## MECHANICAL TEST PLUGS



#273318 shown

**Petro Econ-O-Grip® Plugs (Chemical-Resistant)**

- Ideal for low-pressure blocking applications.
- Not recommended for pressure tests.
- Chemical-resistant Nitrile rubber and stainless steel hardware.

Product No.	Size	Description	Ctn. Qty.	Back Pressure P.S.I.	Feet of Head
273318	1-1/2"	Stainless Steel Econ-O-Grip® Plug	1	2 PSI	5FT
273328	2"	Stainless Steel Econ-O-Grip® Plug	1	2 PSI	5FT
273338	3"	Stainless Steel Econ-O-Grip® Plug	1	2 PSI	5FT
273348	4"	Stainless Steel Econ-O-Grip® Plug	1	2 PSI	5FT
273358	5"	Stainless Steel Econ-O-Grip® Plug	1	1 PSI	2FT
273368	6"	Stainless Steel Econ-O-Grip® Plug	1	1 PSI	2FT



Sure-Grip® Plugs shown

**Sure-Grip® Plugs**

- Can be used as a permanent or temporary plug.
- Fits all type(s) of pipe at nominal sizes.
- Polypropylene construction with natural rubber O-ring.

Product No.	Size	Description	Ctn. Qty.	Back Pressure P.S.I.	Feet of Head
271158	1-1/2"	Sure-Grip® Plug	10	22 PSI	50FT
271208	2"	Sure-Grip® Plug	10	22 PSI	50FT
271308	3"	Sure-Grip® Plug	10	13 PSI	30FT
271408	4"	Sure-Grip® Plug	10	13 PSI	30FT



Kwik 'N Sure® Plugs shown

**Kwik 'N Sure® Plugs**

- Works in all types of pipe.
- Wing nut on 3/8" – 1-1/4" sizes.
- Hex nut on 1-1/2" through 5" sizes.
- Works well for plugging water line stub-outs.
- Natural rubber O-ring.

Product No.	Size	Description	Ctn. Qty.	Back Pressure P.S.I.	Feet of Head
269832	0.39"	Kwik 'n Sure® Plug	10	185 PSI	428FT
269840	1/2"	Kwik 'n Sure® Plug	10	180 PSI	415FT
269867	3/4"	Kwik 'n Sure® Plug	10	180 PSI	415FT
269875	1"	Kwik 'n Sure® Plug	10	40 PSI	92FT
269883	1-1/4"	Kwik 'n Sure® Plug	10	112 PSI	258FT
269891	1-1/2"	Kwik 'n Sure® Plug	10	88 PSI	203FT
269905	2"	Kwik 'n Sure® Plug	5	112 PSI	258FT
269913	2-1/2"	Kwik 'n Sure® Plug	5	72 PSI	166FT
269921	3"	Kwik 'n Sure® Plug	5	28 PSI	65FT
269948	4"	Kwik 'n Sure® Plug	5	24 PSI	55FT
269956	5"	Kwik 'n Sure® Plug	5	8 PSI	18FT



## MECHANICAL TEST PLUGS



#271683 shown

**Monitor Well™ Locking Plugs**

- Designed to seal monitor wells.
- Sized to seal Schedule 40 piping.
- 2" and 4" sizes can also seal Schedule 5 plastic and stainless steel pipe.
- Yellow chromate-coated locking latch accepts Cherne's solid brass padlock or No. 2 Master® padlock.
- Meets all EPA requirements for locking plugs.
- Comes with stainless steel carriage bolt.
- Made with chemical-/petroleum-resistant Estaloc® plastic top/bottom plates and Nitrile sealing O-ring.

Product No.	Size	Description	Ctn. Qty.	Back Pressure P.S.I.	Feet of Head
271648	1"-1-1/4"	Monitor Well™ Locking Plug	12	6.5 PSI	15FT
271675	2"	Monitor Well™ Locking Plug	50	6.5 PSI	15FT
271669	3"	Monitor Well™ Locking Plug	75	6.5 PSI	15FT
271683	4"	Monitor Well™ Locking Plug	25	6.5 PSI	15FT
271691	6"	Monitor Well™ Locking Plug	10	6.5 PSI	15FT
271735	8"	Monitor Well™ Locking Plug	8	6.5 PSI	15FT
112941		Padlock with Key	1		



#012678 shown

**Tub Waste & Overflow Plugs**

- Used to isolate bath wastes for air/water testing.
- Natural rubber gasket creates air-tight seal.
- For use on center hole drains overflow.
- Yellow ABS plastic ensures easy job site recognition.
- 3/8" Drain thread.
- 1/4" Overflow thread.

Product No.	Size	Description	Ctn. Qty.	Back Pressure P.S.I.	Feet of Head
012678		Tub Plug Set (Overflow & Drain)	12	5	13FT



#268048 shown

**Iron Grip™ Plugs**

- The sturdy design is perfect for a variety of low-pressure, water/air testing or blocking applications.
- Large wing nut design allows for easy, tool-free installation and superior sealing.
- Can be used as either a temporary or permanent plug.
- Cast iron construction is both economical yet rugged.
- Bypass allows for easy pressure relief.

Product No.	Size	Description	Ctn. Qty.	Back Pressure P.S.I.	Feet of Head
268028		2" Iron Grip Bypass Plug	1	13 PSI	30FT
268038		3" Iron Grip Bypass Plug	1	11 PSI	25FT
268048		4" Iron Grip Bypass Plug	1	8.7 PSI	20FT
268068		6" Iron Grip Bypass Plug	1	4.3 PSI	10FT
268088		8" Iron Grip Bypass Plug	1	4.3 PSI	10FT
268108		10" Iron Grip Bypass Plug	1	3.5 PSI	8FT
268128		12" Iron Grip Bypass Plug	1	2.6 PSI	6FT



MECHANICAL TEST PLUGS

# 20



## Test Equipment, Drain Flushers and Accessories

Innovation and quality has made Cherne® the contractor's choice since 1953. Cherne offers a wide range of Underground Testing Equipment, Tools and Replacement Parts.





#273888 shown

### Econ-O-Pump™ Test Pump

- Low cost version for the infrequent user.
- 0-140 PSI gauge.
- Traditional thumb lock.
- All metal construction.

Product No.	Description	Ctn. Qty.
273888	Econ-O-Pump™ Test Pump	1



#273958 shown

### Air-Max® Test Pumps

- 0-100 PSI gauge raised from base for protection.
- Durable steel barrel.
- Textured steel base prevents feet from slipping.
- Durable, no-kink hose.

Product No.	Description	Ctn. Qty.
273958	Air-Max® Test Pump	1
034588	Replacement Hose Assembly w/ Thumb Lock	1



#273968 shown

### Air-Max® Pro HV Test Pumps

- Large barrel for maximum volume means fewer strokes to inflate plug.
- 0-60 PSI gauge for most accurate plug pressure readings.
- All-metal thumb lock for durability.
- Hose strain relief to transfer tension from hose to the barrel.
- Forged steel barrel for extra toughness.
- Large, three-point base for maximum stability.
- Rubber cover to protect gauge from damage.
- Solid wood handle for greater comfort and durability.
- Durable, no-kink hose.

Product No.	Description	Ctn. Qty.
273968	Air-Max® Pro HV Test Pump	1
055728	Replacement Hose Assembly w/ Thumb Lock	1



#303008 shown

### Smoke Blowers

Product No.	Description	Ctn. Qty.
303008	Smoke Fluid Smoke Blower Kit: Briggs & Stratton Engine	1
303550	Smoke Candle Smoke Blower Kit: Briggs & Stratton Engine	1

#### Smoke Fluid

065808	Smoke Fluid: 1 Gallon	4
065818	Smoke Fluid: 5 Gallons	1
065828	Smoke Fluid: 55 Gallon Drum	1

### Smoke Candles



#072608 shown

Product No.	Description	Ctn. Qty.
072608	Smoke Candle: 30 Seconds	1
072618	Smoke Candle: 60-Seconds	1
072628	Smoke Candle: 3 Minutes	1
072638	Smoke Candle: 3 Minutes Double Wick	1





## TEST EQUIPMENT, DRAIN FLUSHERS, AND ACCESSORIES



#010205 shown

### Manometer

- Used for final test of DWV pipe and to test gas lines.
- Reads in 1/10" increments.
- Measures water columns from 0" to 16".

Product No.	Description	Ctn. Qty.
010205	Manometer	1



#059718 shown

### Replacement Chains

- Replacement assemblies for Test-Ball plugs.
- Rings prevent test plugs from sliding down a line.
- Includes a safety tag.

Product No.	Description	Ctn. Qty.
059708	2" Ring with 12" Chain	1
059718	3" Ring with 12" Chain	1
059728	4" Ring with 12" Chain	1
059748	6" Ring with 12" Chain	1
059758	2" Ring with 24" Chain	1
059768	3" Ring with 24" Chain	1
059778	4" Ring with 24" Chain	1
059798	6" Ring with 24" Chain	1



#253388 shown with control panel (not included)

### Air-Loc Pressure Testing Hoses

Product No.	Description	Ctn. Qty.
035268	25' Triple Hose	1
257038	50' Triple Hose	1
257188	400' Triple Hose	1
257108	25' Hi-Flow Triple Hose	1
253398	Air-Loc Line Acceptance Kit	1
253388	Air-Loc Triple Hose Reel (control panel not included)	1
304718	Control Panel	1
257098	50' Hi-Flow Triple Hose	1



#210248 shown

### Bladder Style Manhole Testers

Product No.	Description	Ctn. Qty.
210248	24" Tester. Seals 20" – 24.3" openings	1
210268	26" Tester. Seals 21.5" – 26.3" openings	1
210298	29" Tester. Seals 24" – 29.3" openings	1
210308	30" Tester. Seals 25" – 30.3" openings	1
210328	32" Tester. Seals 27.5" – 32.8" openings	1
210348	34" Tester. Seals 30" – 34.3" openings	1
210368	36" Tester. Seals 31.5" – 36" openings	1
098485	24" Bladder, Replacement	1
008404	26" Bladder, Replacement	1
060678	29" Bladder, Replacement	1
099406	30" Bladder, Replacement	1
063339	32" Bladder, Replacement	1
063541	36" Bladder, Replacement	1
055348	20' Replacement Hose and Gauge Assembly	1
304058	0–30" Hg Vacuum Test Gauge, 3.5" Dial	1
251372	0–60 PSI Bladder Pressure Gauge, 2" Dial	1



#220328 shown

### Plate Style Manhole Testers

Product No.	Description	Ctn. Qty.
220328	32" Tester Seals 18" – 30" openings	1
220388	38" Tester Seals 18" – 36" openings	1
220448	44" Tester Seals 18" – 42" openings	1
033018	32" Replacement Pad	1
033028	38" Replacement pad	1
023748	44" Replacement pad	1
055348	Replacement Hose and Gauge Assembly, 20 feet	1
304058	0–30" Hg Vacuum Test Gauge, 3.5" Dial	1



#000648 shown

### Gauges

- Features 2" unbreakable plastic face.
- All connections constructed of high-quality brass.
- Inflator valve is replaceable.

Product No.	Description	Ctn. Qty.
000698	0-15 PSI Gauge 2" Face 0.1 PSI Increments	1
000628	0-30 PSI Gauge 2" Face 0.5 PSI Increments	1
000638	0-60 PSI Gauge 2" Face 1 PSI Increments	1
000648	0-100 PSI Gauge 2" Face 2 PSI Increments	1



#019698 shown

### Gauges with 3/4" FNPT Test Body

- Features 2" unbreakable plastic face.
- All connections constructed of high-quality brass.
- Snifter valve is replaceable.

Product No.	Description	Ctn. Qty.
024568	0-15 PSI Gauge 2" Face 0.1 PSI Increments	1
019698	0-30 PSI Gauge 2" Face 0.5 PSI Increments	1
019708	0-60 PSI Gauge 2" Face 1 PSI Increments	1
019718	0-100 PSI Gauge 2" Face 2 PSI Increments	1
000658	Hex Test Body 1/8" Tap	1
068527	Replacement Snifter Valve 1/8"	1



#200468 shown

### Generator 460

Product No.	Description	Ctn. Qty.
200468	Vacuum Generator 460	1
033868	Replacement Silencer for Vacuum Generator 460	1
035248	Replacement Filter for Generator 460	1



#200908 shown

### Generator 600

Product No.	Description	Ctn. Qty.
200908	Vacuum Generator 600	1
054268	Replacement Silencer for Generator 600	1



#303318 shown

**Stringer/Ventilator**

Product No.	Description	Ctn. Qty.
303318	Line Stringer Kit: Honda engine 1000' nylon rope and reel, 6–10" parachute	1
301000	Line Stringer Kit: Briggs & Stratton engine 1000' nylon rope and reel, 6–10" parachute	1
013108	Fan Assembly: Honda engine	1
012100	Fan Assembly: Briggs & Stratton engine	1
014714	Replacement fan: Line Stringer/Ventilator (right pitch)	1
300608	1000' Nylon Rope and Reel	1
066303	4" Parachute	1
015403	6"–10" Parachute	1
050628	8"–12" Parachute	1
300594	10"–18" Parachute	1
006525	18"–36" Parachute	1



#274038 shown

**Extension/Inflation Hoses**

- Recommended for use with plugs up to 15" in diameter.
- Ideal for plumbing applications.
- Standard Schrader air valve connections.
- 3/16" ID hose.

Product No.	Description	Ctn. Qty.
274011	2' Hose, 3/16" ID	6
274038	3' Hose, 3/16" ID	6
274008	2' Hose, 3/16" ID Bagged Bulk Pack	24
274018	3' Hose, 3/16" ID Bagged Bulk Pack	24
274054	5' Hose, 3/16" ID	1
274100	10' Hose, 3/16" ID	1
274208	20' Hose, 3/16" ID	1
055816	Deflator with Clamp (Female End)	1
055808	Inflator with Clamp (Male End)	1
277048	Replacement O-Rings	10



#274218 shown

### Extension/Inflation/Read Back Hoses with Gauge

- Recommended for use with plugs up to 15" in diameter.
- Ideal for plumbing applications & read back lines.
- Standard tire fitting connections.
- 3/16" ID hose.

Product No.	Description	Ctn. Qty.
274218	5' Hose with Gauge 3/16" ID	1
274228	10' Hose with Gauge 3/16" ID	1
274238	20' Hose with Gauge 3/16" ID	1
274248	30' Hose with Gauge 3/16" ID	1
274268	50' Hose with Gauge 3/16 ID	1



#383108 shown

### Hi-Flow Poly Lift Line with and without Gauge

- Greater lifting strength.
- Recommended for plugs 6" to 48".
- Retard gauge: helps prevent "peg-out" damage.
- Heavy-duty rubber gauge cover protects gauge.
- 3/8" heavy-duty ID hose for quick inflate/deflate.
- Quick-dump valve for easy deflation.
- Industrial quick disconnect fittings.
- Designed for use with plugs with removable inflator valve.

Product No.	Size	Description	Ctn. Qty.
383108		10' Hi-Flow Hose, w/ Gauge, 3/8" ID	1
383208		20' Hi-Flow Hose, w/ Gauge, 3/8" ID	1
383308		30' Hi-Flow Hose, w/ Gauge, 3/8" ID	1
383408		40' Hi-Flow Hose, w/ Gauge, 3/8" ID	1
380108		10' Hi-Flow Hose, w/o Gauge, 3/8" ID	1
380208		20' Hi-Flow Hose, w/o Gauge, 3/8" ID	1
380308		30' Hi-Flow Hose, w/o Gauge, 3/8" ID	1
380408		40' Hi-Flow Hose, w/o Gauge, 3/8" ID	1
380508		50' Hi-Flow Hose, w/o Gauge, 3/8" ID	1



#341208 shown

### Super-Flow Hose with Gauge

- Designed for large diameter multi-size plugs (15"-32" to 54"-96").
- 3/4" heavy-duty hose for both durability and faster deflation.
- Retard gauge: helps prevent gauge "peg-out".
- Heavy-duty rubber gauge cover protects gauge.
- Utilizes traditional "crow's foot" air compressor fittings.
- Quick dump valve for easy deflation.

Product No.	Size	Description	Ctn. Qty.
341208		20' Super-Flow Hose, w/ Gauge, 3/4" ID	1
341308		30' Super-Flow Hose, w/ Gauge, 3/4" ID	1
341408		40' Super-Flow Hose, w/ Gauge, 3/4" ID	1



#261076 shown

### Poly Lift Line - 3/16" ID

- Standard tire fitting connections.
- Poly rope designed for raising and lowering plug.
- Ideal for plugs 8" and up.
- 3/16" ID hose.
- Snap hook connects to plug eyebolt.

Product No.	Size	Description	Ctn. Qty.
261076		10' Hose with Poly Lift Line, 3/16" ID	1
261084		20' Hose with Poly Lift Line, 3/16" ID	1
261106		30' Hose with Poly Lift Line, 3/16" ID	1
261114		40' Hose with Poly Lift Line, 3/16" ID	1



#009028 shown

Joint Testers

Product No.	Size	Description	Ctn. Qty.
009018	21"	Full Joint Tester	1
009028	24"	Full Joint Tester	1
009038	27"	Full Joint Tester	1
009048	30"	Full Joint Tester	1
009058	33"	Full Joint Tester	1
009068	36"	Full Joint Tester	1
009078	39"	Full Joint Tester	1
009088	42"	Full Joint Tester	1
009098	48"	Full Joint Tester	1
009108	54"	Full Joint Tester	1
009118	60"	Full Joint Tester	1
009128	66"	Full Joint Tester	1
009138	72"	Full Joint Tester	1
009158	78"	Full Joint Tester	1
009168	84"	Full Joint Tester	1
009178	90"	Full Joint Tester	1
009188	96"	Full Joint Tester	1
009198	102"	Full Joint Tester	1

TEST EQUIPMENT, DRAIN FLUSHERS, AND ACCESSORIES

# 21



## Pans and Stands

Oatey offers Aluminum and Plastic Pans to protect against water damage with multiple size drain fittings, and a heavy duty 18 gauge spangled galvanized sheet metal water heater stand that allows placement of water heater tanks 18" above the ground as required by the National Fuel Gas Code. Oatey also offers a plastic washing machine pan to protect against washing machine leaks.





## PANS AND STANDS

### Aluminum Water Heater Pan



#34170 shown

- Manufactured from prime aluminum and expertly worked to exact specifications under strict quality control.
- Recommended for gas or electric water heaters.
- Meets requirements of Southern Building Code.
- Exposed edges have been rolled to protect the installer from injury.

Product No.	Size	Description	Ctn. Qty.
-------------	------	-------------	-----------

#### Water Heater Pans – 1" CPVC Adapter

34170	18"	Aluminum Pan – Bulk	6
34171	20"	Aluminum Pan – Bulk	6
34172	22"	Aluminum Pan – Bulk	6
34173	24"	Aluminum Pan – Bulk	6
34174	26"	Aluminum Pan – Bulk	6
34176	28"	Aluminum Pan – Bulk	6
34175	30"	Aluminum Pan – Bulk	6
34193	32"	Aluminum Pan – Bulk	6



#34153 shown

#### Water Heater Pans – 1" PVC Adapter (1" inside adapter/ 1-1/2" over adapter)

34079	18"	Aluminum Pan – Bulk	6
34151	20"	Aluminum Pan – Bulk	6
34152	22"	Aluminum Pan – Bulk	6
34153	24"	Aluminum Pan – Bulk	6
34154	26"	Aluminum Pan – Bulk	6
34156	28"	Aluminum Pan – Bulk	6
34191	32"	Aluminum Pan – Bulk	6
34085	30"	Aluminum Pan – Bulk	6



#34083 shown

#### Water Heater Pans With 1" To 1-1/2" PVC Adapter (1" inside adapter / 1-1/2" inside adapter)

34081	20"	Aluminum Pan – Bulk	6
34082	22"	Aluminum Pan – Bulk	6
34083	24"	Aluminum Pan – Bulk	6
34084	26"	Aluminum Pan – Bulk	6
34103	28"	Aluminum Pan – Bulk	6



#34093 shown

#### Water Heater Pans Without Hole, Without Adapter

34090	18"	Aluminum Water Heater Pan w/o Hole, w/o Adapter	6
34091	20"	Aluminum Water Heater Pan w/o Hole, w/o Adapter	6
34092	22"	Aluminum Water Heater Pan w/o Hole, w/o Adapter	6
34093	24"	Aluminum Water Heater Pan w/o Hole, w/o Adapter	6
34094	26"	Aluminum Water Heater Pan w/o Hole, w/o Adapter	6
34095	30"	Aluminum Water Heater Pan w/o Hole, w/o Adapter	6
34192	32"	Aluminum Water Heater Pan w/o Hole, w/o Adapter	6

#### Water Heater Pans With Hole, Without Adapter

34157	24"	Aluminum Water Heater Pan w/ Hole, w/o Adapter	6
-------	-----	--	---

PANS AND STANDS



#34143 shown

**Plastic Water Heater Pan**

- Manufactured from semi-flexible, tough and durable .0625" plastic polymer.
- Meets requirements of Southern Building Code.
- Recommended for electric water heaters.

Product No.	Size	Description	Ctn. Qty.
<b>Water Heater Pans with 1" CPVC Adapter</b>			
34160	18"	Plastic Pan	12
34161	20"	Plastic Pan	12
34162	22"	Plastic Pan	12
34163	24"	Plastic Pan	12
34164	26"	Plastic Pan	12
34168	28"	Plastic Pan	12
34165	30"	Plastic Pan	12
34195	32"	Plastic Pan	12
<b>Water Heater Pans with 1"-1-1/2" PVC Adapter (1" inside adapter / 1-1/2" over adapter)</b>			
34058	24"	Plastic Pan	6
34060	18"	Plastic Pan	12
34061	20"	Plastic Pan	12
34062	22"	Plastic Pan	12
34063	24"	Plastic Pan	12
34064	26"	Plastic Pan	12
34065	30"	Plastic Pan	12
34072	28"	Plastic Pan	12
34158	20"	Plastic Pan	20
34159	22"	Plastic Pan	10
34194	32"	Plastic Water Heater Pan w/ 1" – 1-1/2" PVC Adapter	12
<b>Water Heater Pans with 1"-1-1/2" Adapter (1" inside adapter / 1-1/2" inside adapter)</b>			
34140	18"	Plastic Pan	12
34142	22"	Plastic Pan	12
34143	24"	Plastic Pan	12
34144	26"	Plastic Pan	12
34146	28"	Plastic Pan	12
34145	30"	Plastic Pan	12
<b>Water Heater Pans without Hole and/or Adapter</b>			
34066	22"	Plain Water Heater Pan w/o Hole, with Adapter	12



#34089 shown

**Water Heater Pan Adapters**

- Available in PVC or CPVC.
- 1" & 1-1/2"

Product No.	Size	Description	Ctn. Qty.
34088	1" & 1-1/2"	PVC Adapter (1" inside adapter / 1-1/2" over adapter)	12
34086	1" & 1-1/2"	PVC Adapter (1" inside adapter / 1-1/2" inside adapter)	12
34089	1"	CPVC Adapter	12



#34067 shown

### Washing Machine Pan

- Provides protection from washing machine overflow.
- Pans have formed hole to punch out for the furnished, 1" PVC plastic fitting.
- Made from high impact plastic.

Product No.	Size	Description	Ctn. Qty.
34067	28" x 30"	Plastic Pan with Ribs	12
34051	28" x 30"	Plastic Pan with Ribs – Bagged	4
34052	28" x 30"	Plastic Pan with Ribs – Without Fitting	6
34169	28" x 30"	Plastic Pan, Plain, No Ribs	12



#34057 shown

### Gas Water Heater Stand

- Allows the placement of water heater tanks 18" above the ground as required by the National Fuel Gas Code.
- Constructed of 18 gauge spangled galvanized sheet metal.
- Holds up to 50 gallon water heaters.

Product No.	Size	Description	Ctn. Qty.
34057	21" Square x 18" High	Galvanized Water Heater Stand	4




#013900 shown

### Water Heater Stand

- Allows the placement of water heater tanks 18" above the ground as required by most plumbing and fuel codes.
- Constructed of 18 gauge spangled galvanized sheet metal.
- Holds up to 50 gallon water heaters.

Product No.	Size	Description	Ctn. Qty.
013900	21" Square x 18" High	Water Heater Stand	4

# 22



## Commercial Drains

Oatey® offers a variety of Commercial Drains, which include General Purpose and Flanged for Roof Drains, Drain and Cleanout Applications and Drains for heavy traffic areas.



## COMMERCIAL DRAINS




#72016 shown

### Adjustable Commercial Drain with Stainless Steel Strainer

- Available in PVC or ABS bases.
- Barrel constructed of PVC.
- Finishes available in stainless steel.
- Strainer shapes available in round.

Product No.	Strainer Size	Pipe Size	Strainer Shape	Strainer Material	Base Type	Barrel Type
72016	5"	6"	Round	Stainless Steel	PVC Flange	PVC
82016	5"	6"	Round	Stainless Steel	ABS Flange	PVC
72116	6"	6"	Round	Stainless Steel	PVC Flange	PVC



#72043 shown

### Adjustable Commercial Drain with Brass Strainer

- Available in PVC or ABS bases.
- Barrel constructed of PVC.
- Finishes available in brass.
- Strainer shapes available in round, round w/ square ring or round w/ round ring.

Product No.	Strainer Size	Pipe Size	Strainer Shape	Strainer Material	Base Type	Barrel Type
72043	5"	3" or 4"	Round w/ Sq. Ring	Brass	PVC Flange	PVC
72126	6"	6"	Round	Brass	PVC Flange	PVC
72136	6"	6"	Round w/ Rnd. Ring	Brass	PVC Flange	PVC
72146	6"	6"	Round w/ Sq. Ring	Brass	PVC Flange	PVC
82146	6"	6"	Round w/ Sq. Ring	Brass	ABS Flange	PVC



#72212 shown

### Adjustable Commercial Drain with Nickel Strainer

- Available in PVC or ABS bases.
- Barrel constructed of PVC or Cast Iron.
- Finishes available in nickel.
- Strainer shapes available in square, round w/ square ring or round.

Product No.	Strainer Size	Pipe Size	Strainer Shape	Strainer Material	Base Type	Barrel Type
72212	4"	2"	Square	Nickel	PVC Flange	Cast Iron Square
72072	5"	2"	Round w/ Sq. Ring	Nickel	PVC Flange	PVC
72073	5"	3" or 4"	Round w/ Sq. Ring	Nickel	PVC Flange	PVC
72233	5"	3" or 4"	Square	Nickel	PVC Flange	Cast Iron Square
72314	5"	4"	Round	Nickel	PVC Flange	Cast Iron
82312	5"	2"	Round	Nickel	ABS Flange	Cast Iron
72172	6"	2"	Round w/ Sq. Ring	Nickel	PVC Flange	PVC
72254	6"	4"	Square	Nickel	PVC Flange	Cast Iron Square
72334	6"	4"	Round	Nickel	PVC Flange	Cast Iron
72336	6"	6"	Round	Nickel	PVC Flange	Cast Iron
72156	6"	6"	Round	Nickel	PVC Flange	PVC
72176	6"	6"	Round w/ Sq. Ring	Nickel	PVC Flange	PVC
72353	8"	3" or 4"	Round	Nickel	PVC Flange	Cast Iron
72354	8"	4"	Round	Nickel	PVC Flange	Cast Iron
72372	10"	2"	Round	Nickel	PVC Flange	Cast Iron
72374	10"	4"	Round	Nickel	PVC Flange	Cast Iron

## COMMERCIAL DRAINS



#72222 shown

### Adjustable Commercial Drain with Chrome Strainer

- Available in PVC or ABS bases.
- Barrel constructed of PVC or Cast Iron.
- Finishes available in chrome.
- Strainer shapes available in round, round w/ square ring or square.

Product No.	Strainer Size	Pipe Size	Strainer Shape	Strainer Material	Base Type	Barrel Type
72222	4"	2"	Square	Chrome	PVC Flange	Cast Iron Square
72322	5"	2"	Round	Chrome	PVC Flange	Cast Iron
72324	5"	4"	Round	Chrome	PVC Flange	Cast Iron
72262	6"	2"	Square	Chrome	PVC Flange	Cast Iron Square
72343	6"	3" or 4"	Round	Chrome	PVC Flange	Cast Iron
72203	6"	3" or 4"	Round w/ Sq. Ring	Chrome	PVC Flange	PVC
72263	6"	3" or 4"	Square	Chrome	PVC Flange	Cast Iron Square
72344	6"	4"	Round	Chrome	PVC Flange	Cast Iron
72346	6"	6"	Round	Chrome	PVC Flange	Cast Iron
72186	6"	6"	Round	Chrome	PVC Flange	PVC
82266	6"	6"	Square	Chrome	ABS Flange	Cast Iron Square
72363	8"	3" or 4"	Round	Chrome	PVC Flange	Cast Iron



#74142 shown

### Adjustable Commercial Cleanout with Brass Cover

- Available in PVC or ABS bases.
- Barrel constructed of PVC or Cast Iron.
- Finishes available in brass.
- Strainer shapes available in round, round w/ square ring or round w/ round ring.

Product No.	Cleanout Size	Pipe Size	Cover Shape	Cover Material	Base Type	Barrel Type
74142	6"	2"	Round w/ Sq. Ring	Brass	PVC Flange	PVC
74214	6"	4"	Round	Brass	PVC Flange	Cast Iron
74144	6"	4"	Round w/ Sq. Ring	Brass	PVC Flange	PVC
74216	6"	6"	Round	Brass	PVC Flange	Cast Iron
74126	6"	6"	Round	Brass	PVC Flange	PVC
74136	6"	6"	Round w/ Rnd. Ring	Brass	PVC Flange	PVC
84136	6"	6"	Round w/ Rnd. Ring	Brass	ABS Flange	PVC



#74173 shown

### Adjustable Commercial Cleanout with Nickel Cover

- Available in PVC or ABS bases.
- Barrel constructed of PVC or Cast Iron.
- Finishes available in nickel.
- Strainer shapes available in round or round w/ square ring.

Product No.	Cleanout Size	Pipe Size	Cover Shape	Cover Material	Base Type	Barrel Type
74173	6"	3" or 4"	Round w/ Sq. Ring	Nickel	PVC Flange	PVC
74234	6"	4"	Round	Nickel	PVC Flange	Cast Iron
74174	6"	4"	Round w/ Sq. Ring	Nickel	PVC Flange	PVC
74176	6"	6"	Round w/ Sq. Ring	Nickel	PVC Flange	PVC
84224	6"	4"	Round	Nickel	ABS Flange	Cast Iron

## COMMERCIAL DRAIN CLEANOUT



#74232 shown

### Adjustable Commercial Cleanout with Chrome Cover

- Available in PVC or ABS bases.
- Barrel constructed of PVC or Cast Iron.
- Finishes available in chrome.
- Strainer shapes available in round or round w/ square ring.

Product No.	Cleanout Size	Pipe Size	Cover Shape	Cover Material	Base Type	Barrel Type
74232	6"	2"	Round	Chrome	PVC Flange	Cast Iron
74234	6"	4"	Round	Chrome	PVC Flange	Cast Iron
74196	6"	6"	Round w/ Rnd. Ring	Chrome	ABS Flange	PVC

## SEDIMENT DRAINS



#76012 shown

### Sediment Drains

- Designed for use in finished areas with moderate to heavy traffic and where wastewater contains debris.
- Effective protection from debris entering a drain system.
- Twist and lock feature for easy and secure clamping of sediment grate collar.
- Bases have 1/2" FIP Primer Tap with knock-out.
- Five anchor positions on base to ensure secure install.

Product No.	Drain Type	Pipe Size	Strainer Material	Bucket
76012	PVC	2"	Plastic	Bucket
76022	PVC	2"	Plastic	w/o Bucket
76042	PVC	2"	Cast Iron	w/o Bucket
76013	PVC	3" or 4"	Plastic	Bucket
76023	PVC	3" or 4"	Plastic	w/o Bucket
76033	PVC	3" or 4"	Cast Iron	Bucket
76043	PVC	3" or 4"	Cast Iron	w/o Bucket
76014	PVC	4"	Plastic	Bucket
76024	PVC	4"	Plastic	w/o Bucket
76034	PVC	4"	Cast Iron	Bucket
76044	PVC	4"	Cast Iron	w/o Bucket
76016	PVC	6"	Plastic	Bucket
76026	PVC	6"	Plastic	w/o Bucket
76036	PVC	6"	Cast Iron	Bucket
76046	PVC	6"	Cast Iron	w/o Bucket
86012	ABS	2"	Plastic	Bucket
86032	ABS	2"	Cast Iron	Bucket
86013	ABS	3" or 4"	Plastic	Bucket
86033	ABS	3" or 4"	Cast Iron	Bucket
86043	ABS	3" or 4"	Cast Iron	w/o Bucket
86034	ABS	4"	Cast Iron	Bucket
86036	ABS	6"	Cast Iron	Bucket





#78012 shown



#88032 shown

**Roof Drains**

- Designed to drain rainwater from a flat roof.
- Drains comply with IAPMO Property Standard 47-99.
- Twist and lock feature for easy and secure clamping of the gravel guard collar.
- Provide flow area exceeding 200 square inches.
- Domes available in black cast iron or UV-stable ABS.
- Five anchor positions on base to ensure secure install.
- 2" dam collar available for supplementary drain system.
- Under deck mounting kit for added strength in securing roof drain.

Product No.	Base Material	Pipe Size	Dome Material
78012	PVC	2"	ABS
78022	PVC	2"	Cast Iron
78032	PVC	2"	ABS
78042	PVC	2"	Cast Iron
78013	PVC	3" or 4"	ABS
78023	PVC	3" or 4"	Cast Iron
78033	PVC	3" or 4"	ABS
78043	PVC	3" or 4"	Cast Iron
78014	PVC	4"	ABS
78024	PVC	4"	Cast Iron
78034	PVC	4"	ABS
78044	PVC	4"	Cast Iron
78016	PVC	6"	ABS
78026	PVC	6"	Cast Iron
78036	PVC	6"	ABS
78046	PVC	6"	Cast Iron
88012	ABS	2"	ABS
88022	ABS	2"	Cast Iron
88032	ABS	2"	ABS
88042	ABS	2"	Cast Iron
88013	ABS	3" or 4"	ABS
88033	ABS	3" or 4"	ABS
88043	ABS	3" or 4"	Cast Iron
88014	ABS	4"	ABS
88034	ABS	4"	ABS
88044	ABS	4"	Cast Iron
88016	ABS	6"	ABS
88026	ABS	6"	Cast Iron
88036	ABS	6"	ABS
88046	ABS	6"	Cast Iron

## ADJUSTABLE GENERAL PURPOSE DRAIN BASES



#72017 shown

### General Purpose Drain with Stainless Steel Strainer

- Available in PVC or ABS bases.
- Barrel constructed of PVC.
- Finishes available in stainless steel.
- Strainer shapes available in round.

Product No.	Strainer Size	Pipe/Hub Size	Strainer Shape	Strainer Material	Base Type	Barrel Type
72017	5"	3" x 4"	Round	Stainless Steel	PVC	PVC
72018	5"	4" Pipe Fit	Round	Stainless Steel	PVC	PVC
72019	5"	4" Hub Fit	Round	Stainless Steel	PVC	PVC
82017	5"	3" x 4"	Round	Stainless Steel	ABS	PVC
82019	5"	4" Hub Fit	Round	Stainless Steel	ABS	PVC
72117	6"	3" x 4"	Round	Stainless Steel	PVC	PVC
72119	6"	4" Hub Fit	Round	Stainless Steel	PVC	PVC



#72037 shown

### General Purpose Drain with Brass Strainer

- Available in PVC or ABS bases.
- Barrel constructed of PVC.
- Finishes available in brass.
- Strainer shapes available in round, round w/ round ring or round w/ square ring.

Product No.	Strainer Size	Pipe/Hub Size	Strainer Shape	Strainer Material	Base Type	Barrel Type
72027	5"	3" x 4"	Round	Brass	PVC	PVC
72037	5"	3" x 4"	Round w/ Rnd. Ring	Brass	PVC	PVC
72047	5"	3" x 4"	Round w/ Sq. Ring	Brass	PVC	PVC
72028	5"	4" Pipe Fit	Round	Brass	PVC	PVC
72038	5"	4" Pipe Fit	Round w/ Rnd. Ring	Brass	PVC	PVC
72049	5"	4" Hub Fit	Round w/ Sq. Ring	Brass	PVC	PVC
82037	5"	3" x 4"	Round w/ Rnd. Ring	Brass	ABS	PVC
82047	5"	3" x 4"	Round w/ Sq. Ring	Brass	ABS	PVC
72127	6"	3" x 4"	Round	Brass	PVC	PVC
72137	6"	3" x 4"	Round w/ Rnd. Ring	Brass	PVC	PVC
72128	6"	4" Pipe Fit	Round	Brass	PVC	PVC
72138	6"	4" Pipe Fit	Round w/ Rnd. Ring	Brass	PVC	PVC
72147	6"	3" x 4"	Round w/ Sq. Ring	Brass	PVC	PVC
72148	6"	4" Pipe Fit	Round w/ Sq. Ring	Brass	PVC	PVC
72129	6"	4" Hub Fit	Round	Brass	PVC	PVC
72149	6"	4" Hub Fit	Round w/ Sq. Ring	Brass	PVC	PVC
82127	6"	3" x 4"	Round	Brass	ABS	PVC
82137	6"	3" x 4"	Round w/ Rnd. Ring	Brass	ABS	PVC
82138	6"	4" Pipe Fit	Round w/ Rnd. Ring	Brass	ABS	PVC



#72217 shown



#72337 shown

**General Purpose Drain with Nickel Strainer**

- Available in PVC or ABS bases.
- Barrel constructed of PVC or Cast Iron.
- Finishes available in nickel.
- Strainer shapes available in round, round w/ round ring, round w/ square ring or square.

Product No.	Strainer Size	Pipe/Hub Size	Strainer Shape	Strainer Material	Base Type	Barrel Type
72217	4"	3" x 4"	Square	Nickel	PVC	Cast Iron Square
72218	4"	4" Pipe Fit	Square	Nickel	PVC	Cast Iron Square
72317	5"	3" x 4"	Round	Nickel	PVC	Cast Iron
72057	5"	3" x 4"	Round	Nickel	PVC	PVC
72067	5"	3" x 4"	Round w/ Rnd. Ring	Nickel	PVC	PVC
72277	5"	3" x 4"	Round w/ Sq. Ring	Nickel	PVC	Cast Iron
72077	5"	3" x 4"	Round w/ Sq. Ring	Nickel	PVC	PVC
72237	5"	3" x 4"	Square	Nickel	PVC	Cast Iron Square
72058	5"	4" Pipe Fit	Round	Nickel	PVC	PVC
72068	5"	4" Pipe Fit	Round w/ Rnd. Ring	Nickel	PVC	PVC
72079	5"	4" Hub Fit	Round w/ Sq. Ring	Nickel	PVC	PVC
82067	5"	3" x 4"	Round w/ Rnd. Ring	Nickel	ABS	PVC
82318	5"	4" Pipe Fit	Round	Nickel	ABS	Cast Iron
82068	5"	4" Pipe Fit	Round w/ Rnd. Ring	Nickel	ABS	PVC
82059	5"	4" Hub Fit	Round	Nickel	ABS	PVC
72337	6"	3" x 4"	Round	Nickel	PVC	Cast Iron
72157	6"	3" x 4"	Round	Nickel	PVC	PVC
72167	6"	3" x 4"	Round w/ Rnd. Ring	Nickel	PVC	PVC
72297	6"	3" x 4"	Round w/ Sq. Ring	Nickel	PVC	Cast Iron
72177	6"	3" x 4"	Round w/ Sq. Ring	Nickel	PVC	PVC
72257	6"	3" x 4"	Square	Nickel	PVC	Cast Iron Square
72338	6"	4" Pipe Fit	Round	Nickel	PVC	Cast Iron
72168	6"	4" Pipe Fit	Round w/ Rnd. Ring	Nickel	PVC	PVC
72298	6"	4" Pipe Fit	Round w/ Sq. Ring	Nickel	PVC	Cast Iron
72338	6"	4" Hub Fit	Round	Nickel	PVC	Cast Iron
72169	6"	4" Hub Fit	Round w/ Rnd. Ring	Nickel	PVC	PVC
82337	6"	3" x 4"	Round	Nickel	ABS	Cast Iron
82338	6"	4" Pipe Fit	Round	Nickel	ABS	Cast Iron
82159	6"	4" Hub Fit	Round	Nickel	ABS	PVC
72357	8"	3" x 4"	Round	Nickel	PVC	Cast Iron
72358	8"	4" Pipe Fit	Round	Nickel	PVC	Cast Iron
72359	8"	4" Hub Fit	Round	Nickel	PVC	Cast Iron

## ADJUSTABLE GENERAL PURPOSE DRAIN BASES



#72227 shown



#72187 shown

### General Purpose Drain with Chrome Strainer

- Available in PVC or ABS bases.
- Barrel constructed of PVC or Cast Iron.
- Finishes available in chrome.
- Strainer shapes available in round, round w/ round ring, round w/ square ring or square.

Product No.	Strainer Size	Pipe/Hub Size	Strainer Shape	Strainer Material	Base Type	Barrel Type
72227	4"	3" x 4"	Square	Chrome	PVC	Cast Iron Square
72229	4"	4" Hub Fit	Square	Chrome	PVC	Cast Iron Square
72097	5"	3" x 4"	Round w/ Rnd. Ring	Chrome	PVC	PVC
72107	5"	3" x 4"	Round w/ Sq. Ring	Chrome	PVC	PVC
72098	5"	4" Pipe Fit	Round w/ Rnd. Ring	Chrome	PVC	PVC
72187	6"	3" x 4"	Round	Chrome	PVC	PVC
72197	6"	3" x 4"	Round w/ Rnd. Ring	Chrome	PVC	PVC
72207	6"	3" x 4"	Round w/ Sq. Ring	Chrome	PVC	PVC
72267	6"	3" x 4"	Square	Chrome	PVC	Cast Iron Square
72268	6"	4" Pipe Fit	Square	Chrome	PVC	Cast Iron Square
82187	6"	3" Pipe or 4" Hub	Round	Chrome	ABS	PVC
72367	8"	3" Pipe or 4" Hub	Round	Chrome	PVC	Cast Iron
72368	8"	4" Pipe Fit	Round	Chrome	PVC	Cast Iron
72369	8"	4" Hub Fit	Round	Chrome	PVC	Cast Iron
72388	10"	4" Pipe Fit	Round	Chrome	PVC	Cast Iron



#74217 shown

### General Purpose Cleanout with Brass Cover

- Available in PVC or ABS bases.
- Barrel constructed of PVC or Cast Iron.
- Finishes available in brass.
- Strainer shapes available in round, round w/ square ring or round w/ round ring.

Product No.	Cleanout Size	Pipe/Hub Size	Cover Shape	Cover Material	Base Type	Barrel Type
74217	6"	3" x 4"	Round	Brass	PVC Flange	Cast Iron
74127	6"	3" x 4"	Round	Brass	PVC Flange	PVC
74137	6"	3" x 4"	Round w/ Rnd. Ring	Brass	PVC Flange	PVC
74147	6"	3" x 4"	Round w/ Sq. Ring	Brass	PVC Flange	PVC
74218	6"	4" Pipe Fit	Round	Brass	PVC Flange	Cast Iron
74128	6"	4" Pipe Fit	Round	Brass	PVC Flange	PVC
74138	6"	4" Pipe Fit	Round w/ Rnd. Ring	Brass	PVC Flange	PVC
74148	6"	4" Pipe Fit	Round w/ Sq. Ring	Brass	PVC Flange	PVC
74129	6"	4" Hub Fit	Round	Brass	PVC Flange	PVC
74139	6"	4" Hub Fit	Round w/ Rnd. Ring	Brass	PVC Flange	PVC
74149	6"	4" Hub Fit	Round w/ Sq. Ring	Brass	PVC Flange	PVC
84217	6"	3" x 4"	Round	Brass	ABS Flange	Cast Iron
84127	6"	3" x 4"	Round	Brass	ABS Flange	PVC
84137	6"	3" x 4"	Round w/ Rnd. Ring	Brass	ABS Flange	PVC
84147	6"	3" x 4"	Round w/ Sq. Ring	Brass	ABS Flange	PVC
84128	6"	4" Pipe Fit	Round	Brass	ABS Flange	PVC
84138	6"	4" Pipe Fit	Round w/ Rnd. Ring	Brass	ABS Flange	PVC
84148	6"	4" Pipe Fit	Round w/ Sq. Ring	Brass	ABS Flange	PVC
84129	6"	4" Hub Fit	Round	Brass	ABS Flange	PVC
84139	6"	4" Hub Fit	Round w/ Rnd. Ring	Brass	ABS Flange	PVC
84149	6"	4" Hub Fit	Round w/ Sq. Ring	Brass	ABS Flange	PVC



#74227 shown

**General Purpose Cleanout with Nickel Cover**

- Available in PVC or ABS bases.
- Barrel constructed of PVC or Cast Iron.
- Finishes available in nickel.
- Strainer shapes available in round, round w/ square ring or round w/ round ring.

Product No.	Cover Size	Pipe/Hub Size	Cover Shape	Cover Material	Base Type	Barrel Type
74227	6"	3" x 4"	Round	Nickel	PVC Flange	Cast Iron
74157	6"	3" x 4"	Round	Nickel	PVC Flange	PVC
74167	6"	3" x 4"	Round w/ Rnd. Ring	Nickel	PVC Flange	PVC
74177	6"	3" x 4"	Round w/ Sq. Ring	Nickel	PVC Flange	PVC
74158	6"	4" Pipe Fit	Round	Nickel	PVC Flange	PVC
74168	6"	4" Pipe Fit	Round w/ Rnd. Ring	Nickel	PVC Flange	PVC
74178	6"	4" Pipe Fit	Round w/ Sq. Ring	Nickel	PVC Flange	PVC
74159	6"	4" Hub Fit	Round	Nickel	PVC Flange	PVC
74169	6"	4" Hub Fit	Round w/ Rnd. Ring	Nickel	PVC Flange	PVC
74179	6"	4" Hub Fit	Round w/ Sq. Ring	Nickel	PVC Flange	PVC
74223	6"	3" x 4"	Round	Nickel	PVC Flange	PVC
84157	6"	3" x 4"	Round	Nickel	ABS Flange	PVC
84167	6"	3" x 4"	Round w/ Rnd. Ring	Nickel	ABS Flange	PVC
84159	6"	4" Hub Fit	Round	Nickel	ABS Flange	PVC
84179	6"	4" Hub Fit	Round w/ Sq. Ring	Nickel	ABS Flange	PVC




#74187 shown

**General Purpose Cleanout with Chrome Cover**

- Available in PVC or ABS bases.
- Barrel constructed of PVC.
- Finishes available in chrome.
- Strainer shapes available in round, round w/ square ring or round w/ round ring.

Product No.	Cleanout Size	Pipe/Hub Size	Cover Shape	Cover Material	Base Type	Barrel Type
74187	6"	3" x 4"	Round	Chrome	PVC Flange	PVC
74197	6"	3" x 4"	Round w/ Rnd. Ring	Chrome	PVC Flange	PVC
74207	6"	3" x 4"	Round w/ Sq. Ring	Chrome	PVC Flange	PVC
74188	6"	4" Pipe Fit	Round	Chrome	PVC Flange	PVC
74198	6"	4" Pipe Fit	Round w/ Rnd. Ring	Chrome	PVC Flange	PVC
74199	6"	4" Hub Fit	Round w/ Rnd. Ring	Chrome	PVC Flange	PVC
84197	6"	3" x 4"	Round w/ Rnd. Ring	Chrome	ABS Flange	PVC

## ROOF DRAINS



#47700 shown

### Underdeck Clamp Kit For Roof Drains

- Constructed of durable PVC.
- Comes with five 6" threaded rods, washers and nuts.

Product No.	Description
47700	PVC Plastic Underdeck Clamp Kit



#71980 shown

### Roof Drain Dome

- Robust debris protection.
- Available in ABS or Cast Iron.

Product No.	Description
71980	ABS Plastic Roof Drain Dome
71990	Cast Iron Roof Drain Dome



#47701 shown

### Receiver Pan

- Available in ABS.
- Extends up to 16" in diameter.

Product No.	Description
47701	ABS Plastic Receiver Pan

## COMPONENTS



#70009 shown

### General Purpose Bases

- Available in ABS and PVC.
- Offered in Hub Fit and Pipe Fit.

Product No.	Size	Drain Type	Material
70009	4"	Hub Fit Drain Base	PVC
70008	4"	Pipe Fit Drain Base	PVC
70007	3" x 4"	Pipe Fit Drain Base	PVC



#71790 shown

### Sediment Drains

- Available in Plastic or Cast Iron.
- Used in commercial drainage applications.

Product No.	Description	Sediment Type
71740	Grate	Plastic
71750	Grate Collar	Plastic
71760	Debris Bucket	Plastic
71770	Grate	Cast Iron
71790	Debris Bucket	Cast Iron



#71960 shown

### Roof Drains

Product No.	Description
71970	Plastic Gravel Gaurd
71960	Dam Collar



#80010 shown

### Replacement Strainers

- Finishes available in brass, chrome, nickel or stainless steel.
- Strainer shapes available in round, round w/ square ring or round w/ round ring.

Product No.	Strainer Size	Strainer Shape	Strainer Material
80010	5"	Round	Stainless Steel
80020	5"	Round	Brass
80040	5"	Round w/ Sq. Ring	Brass
80050	5"	Round	Nickel
80060	5"	Round w/ Rnd. Ring	Nickel
80080	5"	Round	Chrome
80120	6"	Round	Brass
80130	6"	Round w/ Rnd. Ring	Brass
80140	6"	Round w/ Sq. Ring	Brass
80150	6"	Round	Nickel
80170	6"	Round w/ Sq. Ring	Nickel
80190	6"	Round w/ Rnd. Ring	Chrome
80200	6"	Round w/ Sq. Ring	Chrome



#72020 shown

### Plastic Adjustable Barrel with Strainers

- Barrel constructed of PVC.
- Finishes available in brass, chrome, nickel or stainless steel.
- Strainer shapes available in round, round w/ square ring or round w/ round ring.

Product No.	Strainer Size	Strainer Shape	Strainer Material	Barrel Type
72020	5"	Round	Brass	PVC
72040	5"	Round w/ Sq. Ring	Brass	PVC
72050	5"	Round	Nickel	PVC
72060	5"	Round w/ Rnd. Ring	Nickel	PVC
72070	5"	Round w/ Sq. Ring	Nickel	PVC
72110	6"	Round	Stainless Steel	PVC
72120	6"	Round	Brass	PVC
72130	6"	Round w/ Rnd. Ring	Brass	PVC
72140	6"	Round w/ Sq. Ring	Brass	PVC
72150	6"	Round	Nickel	PVC
72160	6"	Round w/ Rnd. Ring	Nickel	PVC
72170	6"	Round w/ Sq. Ring	Nickel	PVC
72180	6"	Round	Chrome	PVC
72190	6"	Round w/ Rnd. Ring	Chrome	PVC



#82380 shown

### Cast Adjustable Barrels With Strainer

- Barrel constructed of cast iron.
- Finishes available in chrome or nickel.
- Strainer shapes available in round or square.

Product No.	Strainer Size	Strainer Shape	Strainer Material	Barrel Type
82210	4"	Square	Nickel	Cast Iron Square
82230	5"	Square	Nickel	Cast Iron Square
82310	5"	Round	Nickel	Cast Iron Round
82250	6"	Square	Nickel	Cast Iron Square
82260	6"	Square	Chrome	Cast Iron Square
82330	6"	Round	Nickel	Cast Iron Round
82350	8"	Round	Nickel	Cast Iron Round
82370	10"	Round	Nickel	Cast Iron Round
82380	10"	Round	Chrome	Cast Iron Round



## COMPONENTS



#81150 shown

### Replacement Covers

- Finishes available in brass or nickel.
- Cover shapes available in round, round w/ square ring or round w/ round ring.

Product No.	Cover Size	Cover Shape	Cover Material
81120	6"	Round	Brass
81130	6"	Round w/ Rnd. Ring	Brass
81140	6"	Round w/ Square Ring	Brass
81150	6"	Round	Nickel
81160	6"	Round w/ Rnd. Ring	Nickel
81170	6"	Round w/ Square Ring	Nickel



#74190 shown

### Plastic Barrel Cleanouts - IPS Adjustable Barrel

- Finishes available in brass, chrome or nickel.
- Cover shapes available in round, round w/ square ring or round w/ round ring.

Product No.	Cover Size	Cover Shape	Cover Material	Barrel Type
74120	6"	Round	Brass	PVC
74130	6"	Round w/ Rnd. Ring	Brass	PVC
74140	6"	Round w/ Square Ring	Brass	PVC
74150	6"	Round	Nickel	PVC
74160	6"	Round w/ Rnd. Ring	Nickel	PVC
74170	6"	Round w/ Square Ring	Nickel	PVC
74190	6"	Round w/ Rnd. Ring	Chrome	PVC
84220	6"	Round w/ Rnd. Ring	Nickel	Cast Iron




#42720 shown

### Floor Sinks

- Used for general service drainage in commercial application.
- Designed for light traffic areas.
- Made out of PVC.

Product No.	Size	Sink Type
42720	2"	PVC Floor Sink
42721	3"	PVC Floor Sink
42722	4"	PVC Floor Sink



#42751 shown

### Top Grate for Floor Sinks

- Used with Oatey Floor Sinks.
- Provides easy access to sump for debris removal and cleaning.
- Removable, light duty grate with large open area is designed for handling large amounts of water.

Product No.	Size	Description
42751	Half	Top Grate for Floor Sink
42752	Three-Quarter	Top Grate for Floor Sink
42753	Full	Top Grate for Floor Sink



#71720 shown

### Cast Iron Drain Funnels

- Available in round or oval shape.
- Constructed of cast iron.

Product No.	Shape	Description
71720	Round	Cast Iron Drain Funnel
71730	Oval	Cast Iron Drain Funnel



#42755 shown

### Reversible Dome Strainers/Buckets

- Available in 2", 3" or 4".
- Constructed of aluminum.

Product No.	Size	Description
42754	2"	Bottom Aluminum Dome Strainer
42755	3"	Bottom Aluminum Dome Strainer
42756	4"	Bottom Aluminum Dome Strainer



#14671 shown

### Insert Drains

- Available in 3" or 4".
- Constructed in ABS.

Product No.	Size	Description
14671	3"	ABS Insert Drain w/ Plastic
14672	4"	ABS Insert Drain w/ Plastic



# 23



## Rough-In Products


Count on Oatey® Rough-In Products when tackling any plumbing job from start to finish and beyond. Before the concrete is poured use pipe guard to protect the integrity of water lines and Oatey Tub Box to allow for future bathtub installation without breaking open the concrete floor. Protect your newly installed tub during construction with tub protectors, test the plumbing system with test caps and help eliminate pipe banging with our variety of hammer arrestors. Oatey Access Panels allow for easy service and maintenance of your plumbing, electrical components and much more.



## WHY CHOOSE OATEY QUIET PIPES HAMMER ARRESTORS?

Try Oatey Quiet Pipes® Hammer Arrestors to help solve current and potential water hammer problems. Quiet Pipes use a piston design to help absorb the water shock in the system. When a valve is closed abruptly, the water moves into the pressurized chamber of the hammer and the water pressure is absorbed to prevent banging within the pipeline. Once the water flow comes out of the chamber, it is dissipated to the rest of the water line.

- Quiet Pipes® utilize a polypropylene **piston design** with two NBR O-rings to absorb the shock in the system.
- Oatey Quiet Pipes® water hammer arrestors carry a **limited warranty** that is equal in duration to the lifetime of the plumbing system in which they are installed. All other terms and conditions of the Limited Warranty shall apply to these products. See [Oatey.com/warranty](http://Oatey.com/warranty) for warranty details.
- Quiet Pipes come in a **range of connection types** including MIP, CPVC, PEX and more, saving plumbers time and eliminating the need for costly transition jobs.
- Spec'd for the pros, Quiet Pipes will go head-to-head with any water hammer arrestor manufacturer, and outperform the competition in nearly every major category.
- Quiet Pipes conform to **ANSI/ASSE 1010–2004** and are listed and approved for installation with no access panel required.





#34495 shown

**Quiet Pipes®**

- Oatey Quiet Pipes eliminate pipe banging and water hammer in residential and commercial buildings.
- Piston Style design with Dual O-Ring for longer product life.
- Limited Lifetime Warranty.
- ASNI/ASSE 1010-2004 Certified, cUPC Listed and PDI WH-201 Listed.
- Available in straight and tee styles with a variety of connection types.

Product No.	Description	Ctn. Qty.
38600	Quiet Pipes Hammer Arrestor, 3/4" Female hose thread x 3/4" Male Hose Thread, Tee, AA	6
<b>PEX Tee</b>		
34471	Quiet Pipes Hammer Arrestor, 1/2"x 1/2" PEX F1960, Tee, AA	30
34472	Quiet Pipes Hammer Arrestor, 1/2" x 1/2" PEX F1807, Tee, AA	30
<b>Compression Tee</b>		
34473	Quiet Pipes Hammer Arrestor, 1/4" x 1/4" O.D. Compression, Tee, AA	30
34474	Quiet Pipes Hammer Arrestor, 3/8" x 3/8" O.D. Compression, Tee, AA	30
34475	Quiet Pipes Hammer Arrestor, 1/4" O.D. Compression x Female Compression, Tee, AA	30
<b>Female Compression Tee</b>		
34465	Quiet Pipes Hammer Arrestor, 3/8" O.D. Compression x Female Compression, Tee, AA	30
34467	Quiet Pipes Hammer Arrestor, 5/8" O.D. Compression x Female Compression, Tee, AA	30
<b>MIP Thread</b>		
39177	Quiet Pipes Hammer Arrestor, 1/2" MIP, Straight, AA	6
34481	Quiet Pipes Hammer Arrestor, 1/2" MIP, Straight, A	30
34484	Quiet Pipes Hammer Arrestor, 3/4" MIP, Straight, B	30
34485	Quiet Pipes Hammer Arrestor, 1" MIP, Straight, C	24
34497	Quiet Pipes Hammer Arrestor, 1" MIP, Straight, D	6
34479	Quiet Pipes Hammer Arrestor, 1" MIP, Straight, E	6
34480	Quiet Pipes Hammer Arrestor, 1" MIP, Straight, F	6
<b>Male Sweat/Press Fitting</b>		
34498	Quiet Pipes Hammer Arrestor, 1/2" Male Sweat, Straight, AA	12
34463	Quiet Pipes Hammer Arrestor, 3/4" Male Sweat, Straight, AA	30
34499	Quiet Pipes Hammer Arrestor, 1/2" Male Sweat/Press, Straight, A	12
34500	Quiet Pipes Hammer Arrestor, 3/4" Male Sweat/Press, Straight, B	12
34501	Quiet Pipes Hammer Arrestor, 1" Male Sweat/Press, Straight, C	6
34502	Quiet Pipes Hammer Arrestor, 1" Male Sweat/Press, Straight, D	6
34503	Quiet Pipes Hammer Arrestor, 1" Male Sweat/Press, Straight, E	6
34504	Quiet Pipes Hammer Arrestor, 1" Male Sweat/Press, Straight, F	6
<b>CPVC Socket ASTM D 2846</b>		
34458	Quiet Pipes Hammer Arrestor, 1/2" CPVC Female, Straight, AA	30
34459	Quiet Pipes Hammer Arrestor, 1/2" CPVC Male, Straight, AA	30
34491	Quiet Pipes Hammer Arrestor, 1/2" CPVC Female, Straight, A	24
34492	Quiet Pipes Hammer Arrestor, 3/4" CPVC Female, Straight, B	24
34477	Quiet Pipes Hammer Arrestor, 1" CPVC Female, Straight, C	12
<b>ASTM F1807 PEX Crimp &amp; ASTM F1960 PEX Grip</b>		
34461	Quiet Pipes Hammer Arrestor, 1/2" PEX F1807, Straight, AA	30
34460	Quiet Pipes Hammer Arrestor, 1/2" PEX F1960, Straight, AA	30
34482	Quiet Pipes Hammer Arrestor, 1/2" PEX F1807, Straight, A	30
34493	Quiet Pipes Hammer Arrestor, 3/4" F1807, Straight, B	30
34494	Quiet Pipes Hammer Arrestor, 1" F1807, Straight, C	24
34476	Quiet Pipes Hammer Arrestor, 1/2" PEX F1960, Straight, A	30
34495	Quiet Pipes Hammer Arrestor, 3/4" PEX F1960, Straight, B	30
34496	Quiet Pipes Hammer Arrestor, 1" PEX F1960, Straight, C	24

## ROUGH-IN PRODUCTS



#34055 shown

### Access Panel

- Provides a service area for plumbing, electrical, security systems, telephone, TV, computer cables and sprinkler system applications.
- Eliminates costly repair.
- Special designed drill guides for cable or wire.
- Paint and wallpaper compatible.
- No lumber framing required. Ideal for new construction.
- Reversible outer frame allows for flush mounting.

Product No.	Size	Description	Ctn. Qty.
34053	6" x 9"	Plastic Access Panel	6
34055	6" x 9"	Plastic Access Panel	6
34045	8" x 8"	Plastic Access Panel	6
34059	14" x 14"	Plastic Access Panel	6
34056	14" x 14"	Plastic Access Panel	6
34044	14" x 29"	Plastic Access Panel	6



#31258 shown

### Toilet Base Plate

- Cover damaged and missing tile when replacing toilet.
- Manufactured from high impact polystyrene.

Product No.	Size	Description	Ctn. Qty.
31258		Square Nose Toilet Base Plate	12
31259		Round Nose Toilet Base Plate	12



#34125 shown

### Bath Tub Protector

- Offers protection against tub damage during home construction.
- A semi-flexible, heavy, high-impact plastic with deep-fluted sidewalls.

Product No.	Size	Description	Ctn. Qty.
34069	14"	Bath Tub Protector - 14"D x 60"L x 30"W	35
34068	15"	Bath Tub Protector - 15"D x 57"L	35
34070	16"	Bath Tub Protector - 16"D x 60"L x 42"W	35
34076	16"	Oval Bath Tub Protector - 16"D x 60"L x 30"W	25
34125	14" - 16"	Adjustable Bath Tub Protector - 16"D x 60"L x 44"W (Max)	35
013800	30" x 60" x 15"	Bath Tub Protector	35



#34080 shown

### Tub Boxes

- Provides a quick, economical and clean method of installing tub waste and drain.
- Built in cut-out for up to 2" Schedule 40 drain.
- Enables installer to form a clean cavity in a concrete slab so a trap can be easily connected to the drain system.
- Manufactured from semi-flexible, very durable, plastic polymer.
- Bottom I.D.: 11-1/2" x 11-1/2" Top I.D.: 13" x 13", Depth 6-1/2"
- Cover bath tub drains.
- Allow space for easy installation of waste and overflow lines.

Product No.	Size	Description	Ctn. Qty.
34080		Standard Tub Box	12
013825		Large Plastic Tub Box	12
013805		Corrugated Tub Box	25



## ROUGH-IN PRODUCTS



#34087 shown

### TB-2000® Tub Box

- Provides a quick, economical and clean method of installing tub waste and drain.
- Pull tab access.
- For 1-1/2" and 2" pipe.
- Bottom I.D.: 11-3/8", Depth 7" Top I.D.: 13", Depth 7"

Product No.	Size	Description	Ctn. Qty.
34087		TB 2000 Tub Box	5 Pair



#38707 shown

### Pipe Guard

- Will not attack plastic pipe. Polyethylene sleeving up to 25 mil thick.
- The material accommodates 1/2" – 1" pipe in red (for hot water pipe) and blue (for cold water pipe).
- Protects copper and plastic in concrete.
- For non code installations.

Product No.	Size	Description	Ctn. Qty.
38707	200'	Pipe Guard, Blue – 4 mils thick	10
38708	200'	Pipe Guard, Red – 4 mils thick	10
38719	100'	Pipe Guard, Blue – 25 mils thick	1
38720	100'	Pipe Guard, Red – 25 mils thick	1



#38710 shown

### Protect-A-Wrap Foam Wrap

- Adhesive backed foam tape.
- For ADA compliance on P-traps.

Product No.	Size	Description	Ctn. Qty.
38710	1/8"H x 2"W x 40'L	Protect-A-Wrap	24



#38711 shown

### Foam Closet Spacer/Wrapper

- Used to keep cement away from pipe penetrations during rough-in.
- Allows easy fitting installation after cement pour.

Product No.	Size	Description	Ctn. Qty.
38711	4" x 4"	Foam Closet Spacer	60
38712	4" x 82'	Foam Closet Wrap	9

## ROUGH-IN PRODUCTS



#33460 shown

### Knock-Out™ Test Cap

- Solvent cements to Sch. 40 ABS and PVC DWV pipe.
- Deeper design provides stronger leak-free connections.
- "Tab" feature keeps hands free of solvent cement.
- Will withstand 10 PSI or 30' head pressure.

Product No.	Size	Description	Ctn. Qty.
33460	1-1/2"	Knock-Out™ Inset Test Cap	1500
33461	2"	Knock-Out™ Inset Test Cap	1200
33462	3"	Knock-Out™ Inset Test Cap	500
33463	4"	Knock-Out™ Inset Test Cap	300
39100	1-1/2"	Knock-Out™ Test Cap w/ Barcode	20
39101	2"	Knock-Out™ Test Cap w/ Barcode	20
39102	3"	Knock-Out™ Test Cap w/ Barcode	15
39103	4"	Knock-Out™ Test Cap w/ Barcode	15



#33468 shown

### End-Cap™ Test Cap

- Solvent cements to end of Sch. 40 ABS and PVC DWV pipe.
- Deep design provides extra sealing strength.
- Heavy duty design allows testing to 15 PSI or 40' head pressure.

Product No.	Size	Description	Ctn. Qty.
33468	1-1/2"	End-Cap™ PVC	1000
33469	1-1/2"	End-Cap™ ABS	1000
33470	2"	End-Cap™ PVC	800
33471	2"	End-Cap™ ABS	800
33472	3"	End-Cap™ PVC	400
33473	3"	End-Cap™ ABS	400
33474	4"	End-Cap™ PVC	200
33475	4"	End-Cap™ ABS	200
33476	6"	End-Cap™ PVC	50
39105	1-1/2"	End-Cap™ w/ Barcode	25
39106	2"	End-Cap™ w/ Barcode	25
39107	3"	End-Cap™ w/ Barcode	25
39108	4"	End-Cap™ w/ Barcode	25



#33464 shown

### Push-Cap™ Test Cap

- Friction-fit test cap for use up to 10' head pressure.
- For use on Sch. 40 ABS and PVC DWV pipe and fittings.
- Made of polyethylene.
- Slips over DWV pipe or inside fitting.
- No solvent cement necessary.

Product No.	Size	Description	Ctn. Qty.
33464	1-1/2"	Push-Cap™ Test Cap	250
33465	2"	Push-Cap™ Test Cap	150
33466	3"	Push-Cap™ Test Cap	100
33467	4"	Push-Cap™ Test Cap	50
39110	1-1/2"	Push-Cap™ Test Cap w/ Barcode	25
39111	2"	Push-Cap™ Test Cap w/ Barcode	25



#33478 shown

### Multi-Size End-Cap™ Test Cap

- Solvent cements to end of Sch. 40 ABS and PVC DWV pipe.
- Multi-size design allows for use on 1.5" and 2" or 3" and 4" pipe.
- Deep design provides extra sealing strength.
- Heavy duty construction for testing to 15 PSI or 40' head pressure.

Product No.	Size	Description	Ctn. Qty.
33478	1-1/2 – 2"	Multi-Size End-Cap™ Test Cap PVC	500
33480	3" – 4"	Multi-Size End-Cap™ Test Cap PVC	200
33481	3" – 4"	Multi-Size End-Cap™ Test Cap	200
39115	1-1/2 – 2"	2-in-1 End Cap w/Barcode	25
39116	3" – 4"	2-in-1 End Cap w/Barcode	25



#270725 shown

### PVC Test-Kap® Plugs

- Stainless steel hose clamp won't corrode.
- For use on plastic, steel, copper and cast-iron pipe.
- Reinforced cross-molded top increases strength.
- Tighten clamp with torque wrench or screwdriver to 60 inch pounds.

Product No.	Size	Description	Ctn. Qty.	Back Pressure P.S.I.	Feet of Head
270725	1-1/2"	Test-Kap® Plug	10	13 PSI	30 FT
270733	2"	Test-Kap® Plug	10	13 PSI	30 FT
270741	3"	Test-Kap® Plug	10	13 PSI	30 FT
270768	4"	Test-Kap® Plug	10	13 PSI	30 FT
270776	5"	Test-Kap® Plug	5	13 PSI	30 FT
270784	6"	Test-Kap® Plug	5	13 PSI	30 FT



#34405 shown

### Multi-Size End-Cap™ Test Cap

- Conceals the clean-out plug access hole.
- Available in 4" or 5" diameter.
- Flat and bell designs in chrome or white finishes.

Product No.	Size	Description	Ctn. Qty.
34405	4"	Flat Chrome Cover Plate	25
34406	5"	Flat Chrome Cover Plate	25
34410	4"	Flat White Cover Plate	25
34411	5"	Flat White Cover Plate	25
34415	4"	Bell Chrome Cover Plate	25
34416	5"	Bell Chrome Cover Plate	25
34420	4"	Bell White Cover Plate	25
34421	5"	Bell White Cover Plate	25



#012150 shown

### Harvey Stake® 14 Inch Steel

- Steel Ground Stakes prevent pipe from floating or moving during concrete pours.
- Hold pipe from 1-1/2" to 6" in diameter.

Product No.	Size	Description	Ctn. Qty.
012150	14"	Stake Steel	25



#014398 shown

### Duct Tape

- Repairs HVAC systems, mends pool liners, vinyl upholstery, hose breaks, stops minor plumbing leaks and seals windows.
- Polycloth has a rubber resin adhesive that offers superior laminate strength.
- Ideal where adhesion to many kinds of surfaces is necessary.
- Straight tear and minimum curl make it easy to apply.

Product No.	Size	Description	Ctn. Qty.
014398	2" x 60 YD	Duct Tape - Silver	24
014390	2" x 60 YD	Duct Tape - Black	24



#012130 shown

### Closet Bend Spacers

- Used to keep cement away from pipe penetrations during rough-in.
- Allows easy fitting installation after cement pour.

Product No.	Size	Description	Ctn. Qty.
012130	3"	Styrofoam Spacer	50
012140	4"	Styrofoam Spacer	32
013305	6 OD x 4 HGT	Corrugated Fiber Spacer	18
013205	6 OD x 6 HGT	Corrugated Fiber Spacer	18



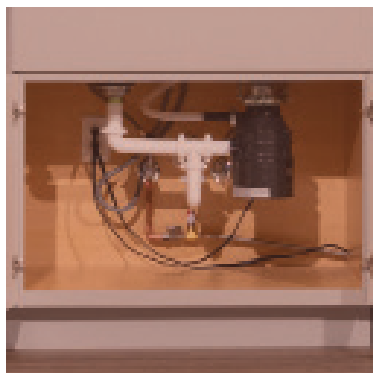












**Oatey**<sup>®</sup>

Cleveland, OH 44135  
216.267.7100  
Oatey.com

© 2020 Oatey. All Rights Reserved.  
© Oatey is a registered trademark of Oatey Co.  
This information is based on data believed to be reliable but Oatey makes no warranties, express or implied, as to its accuracy and assumes no liability arising out of its use. The data listed falls within the normal range of product properties but should not be used to establish specification limits or used alone as the basis of design. Oatey's liability to purchasers is expressly limited to the terms and conditions of sale.  
LCS 911J 05/20