

Click-by-Click Guide to the Median SGP Profiles

INTRODUCTION

Qualifying educators and administrators are assigned the median SGP (mSGP) score of all qualifying students based upon information submitted by the district. NJ SMART's Median SGP Summary Reports provide districts with the ability to securely access school and stafflevel mSGP data. These profiles provide the ability to drill down to the student level to verify course roster and SGP data, and to export full data sets for added convenience.

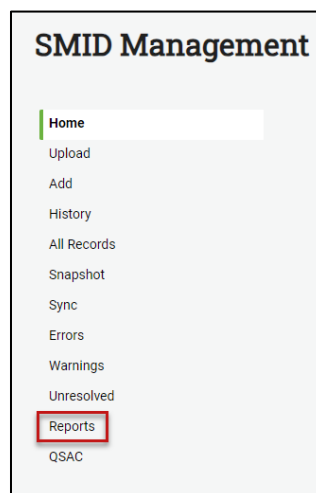
As a result of the COVID-19 pandemic, mSGP data has not been calculated for several previous school years due to delays and/or cancelations in statewide assessments. As of November 2023, NJ SMART has acquired enough assessment data to resume mSGP calculations in its reports. As a result, reports based on 2022-2023 school year data will have a new baseline with which future school year data will compare to measure growth over time. For more information, please review the [mSGP FAQs](#).

ACCESSING THE REPORTS

The Median SGP Summary Reports are accessible only to authorized NJ SMART users who have been granted staff-level access permissions by the LEA's Homeroom Administrator. If you need to request an NJ SMART account or access permission updates and are unsure of your LEA's Homeroom Administrator, please review our [POC List](#).

The authorized user may access the report by following these steps:







1. Log into the NJ SMART portal using your assigned credentials.
2. Click "SMID Management" from the blue menu at the top of the page.
3. Click "Reports" from the left navigation bar.



Click-by-Click Guide to the Median SGP Profiles

4. Click your desired selection to run one of three options:
 1. PDF Profile (available to all users with staff-level access permissions)
 2. Excel Profile/Export (available to all users with staff-level access permissions)
 3. Student Drilldown (available **only** to users with staff and student-level access permissions)

SMID Management

| Administrator Median SGP District Summary Report | Teacher Median SGP District Summary Report |
|--|--|
|  Administrator mSGP PDF Profile |  mSGP PDF Profile |
|  Administrator mSGP Excel Profile |  mSGP Excel Export |
|  Administrator mSGP Student Drilldown |  mSGP Student Drilldown |

5. Make your selection for the Required parameter(s), and select “View report” to run the report.

Required Parameter(s)

Please make your selections and click “View Report” button to run report.

District:

School:

School Year:

Teacher:

Note: Selections are limited based on availability of data.

Median SGP Summary PDF Profile

Through this report, users are provided with the total number of qualifying students assigned to the teacher or administrator in Language Arts and/or Mathematics along with the mSGP score. Information included in this profile is based on data submitted by the district during the 2022-2023 NJ SMART Course Roster Submission. Authorized users may include all schools and all teachers/administrators, or a subset of specific schools and/or teachers/administrators in their report selection criteria.

Background and Resource

The report begins with a Background and Resource section that provides framing and access to other supports and tools. The background is followed by two sections, each developed for a specific purpose.


Click-by-Click Guide to the Median SGP Profiles

School Roster Summaries

Schools are listed in alphabetical order within the following School Roster Summary pages. Teacher/administrator names are listed alphabetically by last name for convenience, and they appear as they were submitted by the district. The mSGP data is displayed for those teachers/administrators for whom an mSGP could be calculated, based on the criteria outlined within AchieveNJ. The accuracy of teacher and administrator mSGP scores thus depends entirely on the accuracy of Course Roster Submission data submitted by the district. Beginning with the 2015-2016 school year, a teacher/administrator may qualify to receive the mSGP score based on a total of qualifying students from up to the previous three years. The reported mSGP will be either the mSGP of the most recent school year or the multi-year mSGP, whichever is most advantageous.

mSGP Teacher/Administrator Profiles

The last section of the report, which includes mSGP Teacher/Administrator Profiles, provides teacher-specific SGPs in mathematics and Language Arts for the 2022-2023 school year. Each individual teacher/administrator page should be provided confidentially to that teacher/administrator by his or her supervisor. These specific profiles are provided to support one-on-one conversations between a staff member and her/his respective supervisor in order to facilitate reflection on teachers' professional practice during the 2022-2023 school year. These profiles were designed to help build understanding of growth measures at the staff member, school, and district level and to provide an opportunity for districts to examine their data quality and formal use of this data in accordance with state law. Individual staff member profiles appear in the order of the school to which they are assigned by your district within NJ SMART and in alphabetical order by last name. The 2022-2023 mSGP data contained in this report will count as 5% of a teacher's 2022-2023 evaluation and 10% of principal's, assistant principal's and vice principal's 2022-2023 evaluation.


Teacher mSGP District Summary Report | 13

Whispering Hills - Beautiful Acres Middle School

Albert, Jonathan: 09652378 (Example Teacher/Scenario)

This confidential document reflects the median Student Growth Percentile (mSGP) for the students assigned to you in school years 2020-21 (where applicable), 2021-22 (where applicable) and/or 2022-23, based on data submitted by your district to the New Jersey Department of Education via NJ SMART.

What is median Student Growth Percentile and how is it calculated?
 New Jersey measures growth for an *individual student* by comparing the change in his or her State Assessment achievement from one year to the next to the student's "academic peers" (all other students in the state who had similar historical assessment results). This change in achievement is reported as a Student Growth Percentile (SGP), between 1 and 99, and indicates how high or low that student's growth was as compared to that of his/her academic peers (with 99 representing the highest level of growth). To calculate the mSGP for an *individual teacher*, the Department creates one comprehensive ascending list of SGPs, inclusive of each Language Arts and Math scores for the qualifying students of that teacher. The median value on this comprehensive list (also referred to as the "midpoint") is the teacher's mSGP. This mSGP value is then converted to a score of 1.0 to 4.0. Note that not all teachers will have both a Language Arts and Math mSGP value.

How is data from the past years factored into this score?
 In order to qualify to receive the mSGP score, a teacher must have instructed at least 20 individual students for at least 70% of the school year prior to the state assessment, and must have been the teacher of record for at least 60% of that time. A teacher may qualify to receive the mSGP score based on a total of qualifying students from the previous two years (starting with 2020-21 and including the most current 2022-23 school year) that reaches or exceeds the minimum number of 20. In other words, 8 qualifying students from 2020-21 plus 10 from 2021-22 plus 15 from 2022-23 equals 33, which is enough to receive the mSGP. Further, each teacher receives the mSGP of the most recent school year OR of the previous two years plus the most recent school year combined – whichever is most advantageous to the teacher. Therefore, your score reflects either the median of your qualifying students from 2022-23, or the median of all of your qualifying students from 2020-21, 2021-22 and 2022-23 (the "Multi-Year mSGP").

Click-by-Click Guide to the Median SGP Profiles

Teacher/Administrator Median SGP Summary Excel Option

The Teacher Median SGP Excel Profile provides the same data included in the PDF profile in an exportable Excel format.

| | A | B | C | D | E | F | G | H | I | J |
|----|-------------|----------|------------|-----------|--------------------------|-------------------------|------------------------|--------------------------|----------------------|---------------------|
| | School Code | SMID | First Name | Last Name | Current Year mSGP (1-99) | Current Year # Students | Multi-Year mSGP (1-99) | Multi-Year # Of Students | Reported mSGP (1-99) | Reported mSGP Score |
| 1 | | | | | | | | | | |
| 2 | 000 | 60214381 | Bqhmb | Abua | | 2 | | 2 | | |
| 3 | 000 | 42005152 | Ugcp | Bafeh | | 2 | | 2 | | |
| 4 | 050 | 92221939 | Brbfma | Dqbbam | | 4 | | 4 | | |
| 5 | 060 | 85057976 | Obsuqiz | Eavffb | | 2 | | 2 | | |
| 6 | 060 | 88106261 | Cradgwu | Gqeffl | | 4 | | 4 | | |
| 7 | 080 | 47272987 | Wvuf | Ebedeul | | 3 | | 3 | | |
| 8 | 110 | 80524266 | Dkfbgua | Doilodd | | 1 | | 1 | | |
| 9 | 140 | 39838415 | Ealwiaznoo | Ecdazhg | | 1 | | 1 | | |
| 10 | 160 | 21376264 | Quv | Ikyazza | | 2 | | 2 | | |
| 11 | | | | | | | | | | |

Teacher/Administrator Median SGP Drilldown functionality

The Teacher/Administrator Median SGP Drilldown Profile displays a cross tab listing of district staff, associated mSGPs, and student inclusion and exclusion counts.

[Export Expanded Student Drilldown to CSV](#)

Teacher Median SGP District Summary Report
Assigned District: Biqdrwioblbhdihmcaffronbaqsazcg
School Year: 2022-2023
Report Run Date: Oct 19, 2023

| Staff | mSGP LAL | LAL Students Included | LAL Students Excluded | mSGP Math | Math Students Included | Math Students Excluded | mSGP Overall | Overall Students Included | Overall Students Excluded | Multi-Year mSGP Score | Multi-Year Students Included | Multi-Year Students Excluded | Reported mSGP | Reported mSGP Score |
|-------------------------------|----------|-----------------------|-----------------------|-----------|------------------------|------------------------|--------------|---------------------------|---------------------------|-----------------------|------------------------------|------------------------------|---------------|---------------------|
| Abua, Bqhmb: 60214381 | N/A | 2 | 2 | N/A | 0 | 4 | N/A | 2 | 2 | N/A | 2 | 2 | N/A | N/A |
| Bafeh, Ugcp: 42005152 | N/A | 2 | 2 | N/A | 0 | 4 | N/A | 2 | 2 | N/A | 2 | 2 | N/A | N/A |
| Doilodd, Dkfbgua: 80524266 | N/A | 0 | 4 | N/A | 1 | 3 | N/A | 1 | 3 | N/A | 1 | 3 | N/A | N/A |
| Dqbbam, Brbfma: 92221939 | N/A | 4 | 4 | N/A | 0 | 8 | N/A | 4 | 4 | N/A | 4 | 4 | N/A | N/A |
| Eavffb, Obsuqiz: 85057976 | N/A | 0 | 4 | N/A | 2 | 2 | N/A | 2 | 2 | N/A | 2 | 2 | N/A | N/A |
| Ebedeul, Wvuf: 47272987 | N/A | 3 | 1 | N/A | 0 | 4 | N/A | 3 | 1 | N/A | 3 | 1 | N/A | N/A |
| Ecdazhg, Ealwiaznoo: 39838415 | N/A | 1 | 3 | N/A | 0 | 4 | N/A | 1 | 3 | N/A | 1 | 3 | N/A | N/A |
| Gqeffl, Cradgwu: 88106261 | N/A | 2 | 6 | N/A | 2 | 6 | N/A | 4 | 4 | N/A | 4 | 4 | N/A | N/A |
| Ikyazza, Quv: 21376264 | N/A | 0 | 4 | N/A | 2 | 2 | N/A | 2 | 2 | N/A | 2 | 2 | N/A | N/A |

Clicking on one of the hyperlinked counts will take you to a listing of students included in that particular count with appended Course Roster, SGP, and enrollment data for the chosen school year.

Teacher Median SGP District Summary Report Student List: Bafeh, Ugcp: 42005152
LAL Students Included
Assigned District: Biqdrwioblbhdihmcaffronbaqsazcg
School Year: 2022-2023
Report Run Date: Oct 19, 2023

| LID | SID | First Name | Last Name | DOB | Subject Area | Course Identifier | Section Entry Date | Section Exit Date | Assessment Administration Date | % Year Enrolled in Section | SGP Math | SGP LAL | SGP Grade Level | Course Status |
|-------|------------|------------|-----------|------------|--------------|-------------------|--------------------|-------------------|--------------------------------|----------------------------|----------|---------|-----------------|---------------|
| 08516 | 2189198174 | Fxo | Ribmhaem | 05/15/2011 | 51 | 033 | 01/01/2023 | 04/04/2023 | 05/01/23 | 77.5% | NS | 49 | 05 | Included |
| 88715 | 4161166547 | Aqncdf | Ophpy | 05/01/2013 | 51 | 033 | 01/01/2023 | 04/04/2023 | 05/01/23 | 77.5% | NS | 99 | 04 | Included |

1. 'NS' indicates no SGP available for this record

Click-by-Click Guide to the Median SGP Profiles

Users will have the ability to export a full listing of data in CSV format for easy manipulation. The export includes all mSGP staff for a district.

| StudentSID | StudentFirstName | StudentLastName | StudentSectionEntryDate | StudentSectionExitDate | StudentPercentYearEnrolledInSection | SGPMath | SGPLAL | SGPGradeLevel | mSGPStatus |
|------------|------------------|-----------------|-------------------------|------------------------|-------------------------------------|---------|--------|---------------|------------|
| 2566590224 | Afihar | Tblofb | 1/1/2023 | 4/4/2023 | N/A | NS | NS | Missing | Excluded |
| 1644997352 | Elmjmfu | Oglqm | 1/1/2023 | 4/4/2023 | N/A | NS | NS | Missing | Excluded |
| 6580457625 | Bunoa | Rlaldoadu | 1/1/2023 | 4/4/2023 | 77.50% | NS | 46 | 06 | Included |
| 3142984685 | Vbgnuahzk | Apfplufrbp | 1/1/2023 | 4/4/2023 | 77.50% | NS | 97 | 06 | Included |
| 1492620962 | Idfoycpb | Mlxcwaem | 1/1/2023 | 4/4/2023 | N/A | NS | NS | Missing | Excluded |
| 4217920344 | Auvfo | Pvc | 1/1/2023 | 4/4/2023 | N/A | NS | NS | Missing | Excluded |
| 4161166547 | Aqncdf | Qphpy | 1/1/2023 | 4/4/2023 | 77.50% | NS | 99 | 04 | Included |
| 2189198174 | Fxo | Rlbmaem | 1/1/2023 | 4/4/2023 | 77.50% | NS | 49 | 05 | Included |
| 4145412308 | Boifbcm | Fviimakb | 1/1/2023 | 4/4/2023 | N/A | NS | NS | Missing | Excluded |
| 1300557105 | Tpdbjm | Eoigiyob | 1/1/2023 | 4/4/2023 | N/A | NS | NS | Missing | Excluded |
| 5966408836 | Umoham | Bit | 1/1/2023 | 4/4/2023 | N/A | NS | NS | Missing | Excluded |
| 6837341229 | Oqcpa | Cpjdybd | 1/1/2023 | 4/4/2023 | 77.50% | 12 | NS | 04 | Included |
| 4764336359 | Ufdebf | Ivaipdce | 1/1/2023 | 4/4/2023 | N/A | NS | NS | Missing | Excluded |
| 3764853991 | Evo | Lblhvndjck | 1/1/2023 | 4/4/2023 | N/A | NS | NS | Missing | Excluded |
| 8982776399 | Dvjgkxam | Bkaylibb | 1/1/2023 | 4/4/2023 | 77.50% | NS | 41 | 04 | Included |
| 3511314491 | Vcpah | Inigadhbbc | 1/1/2023 | 4/4/2023 | 77.50% | NS | 70 | 07 | Included |
| 9638200919 | Aogddm | Crnnyza | 1/1/2023 | 4/4/2023 | N/A | NS | NS | Missing | Excluded |
| 7496081309 | Zobbeb | Dnwqgdhza | 1/1/2023 | 4/4/2023 | N/A | NS | NS | Missing | Excluded |
| 7966701941 | Gljhmuonuekioa | Dmvqezuevoobw | 1/1/2023 | 4/4/2023 | 77.50% | NS | 14 | 07 | Included |
| 4706046599 | Uebffi | Fnjdgghu | 1/1/2023 | 4/4/2023 | 77.50% | NS | 85 | 07 | Included |

ADDITIONAL RESOURCES

For additional information and recommendations on how to use this report, please refer to the [User Guide for the Teacher mSGP Report](#) and the [User Guide for Principal mSGP Report](#) for suggestions on how to support constructive performance discussions and for information about how these measures were provided to your district, based on your district’s data.

The [AchieveNJ](#) website includes several resources about teacher evaluation in general and the [Student Growth Percentile \(SGP\)](#) page about qualifying educators’ mSGPs, specifically.

Please contact the NJDOE’s Office of Professional Learning directly at 609-376-3974 or edueval@doe.nj.gov to share questions or feedback. Issues related to the information reflected in this report should be initially directed to the individual(s) within your district who are responsible for your NJ SMART data submissions, as they are the best resource for understanding your district’s historical data submissions to the New Jersey Department of Education and have access to the full suite of secure reports containing additional information.