

Click-by-Click Guide to the Median SGP Profiles

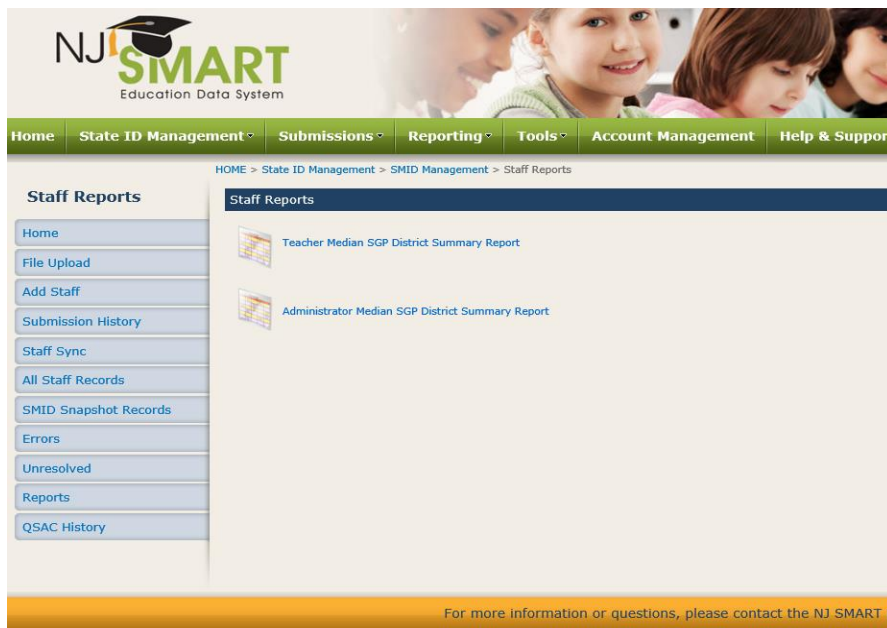
INTRODUCTION

Qualifying educators and administrators are assigned the median SGP (mSGP) score of all qualifying students based upon information submitted by the district. NJ SMART’s Median SGP Profiles provide districts with the ability to securely access school and staff level mSGP data. New enhancements to these profiles provide the ability to drilldown to student level data to verify course roster and SGP data, and to export full data sets for added convenience.

ACCESSING THE REPORTS

The Median SGP Summary Reports are accessible only to authorized NJ SMART users who have been granted staff-level access permissions by the LEA’s Homeroom Administrator. The authorized user may access the report by following these steps:

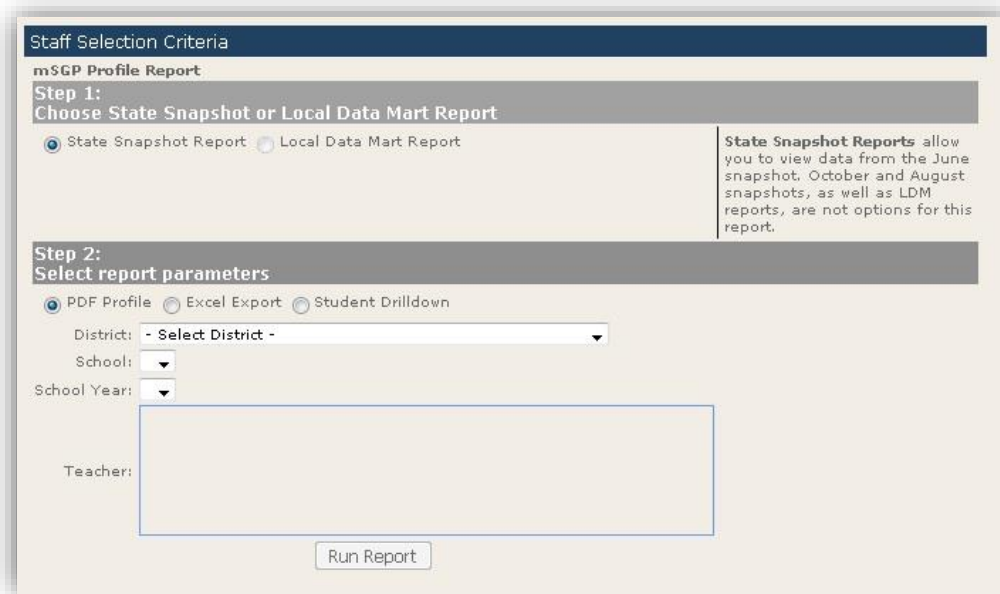
1. Log into the NJ SMART portal using your assigned credentials.
2. Click on “*State ID Management*” on the top of the NJ SMART Page (second option from left).
3. Click “*SMID Management*” (second option in drop-down menu).
4. Click “*Reports*” (on the left navigation bar).
5. Click the Median SGP Summary you wish to view.



6. Make the desired selections from the resulting Report Parameters page to choose to run one of three options:

Click-by-Click Guide to the Median SGP Profiles

1. PDF Profile (available to all users with staff-level access permissions)
2. Excel Export (available to all users with staff-level access permissions)
3. Student Drilldown (available to users with staff and student-level access permissions ONLY)



The screenshot shows the 'Staff Selection Criteria' for the 'mSGP Profile Report'. It is divided into two steps:

- Step 1: Choose State Snapshot or Local Data Mart Report**
 - Radio buttons for 'State Snapshot Report' (selected) and 'Local Data Mart Report'.
 - A text box on the right explains: "State Snapshot Reports allow you to view data from the June snapshot, October and August snapshots, as well as LDM reports, are not options for this report."
- Step 2: Select report parameters**
 - Radio buttons for 'PDF Profile' (selected), 'Excel Export', and 'Student Drilldown'.
 - Dropdown menus for 'District: - Select District -', 'School:', and 'School Year:'.
 - A text input field for 'Teacher:'.
 - A 'Run Report' button at the bottom.

Median SGP Summary PDF Profile

Through this report, users are provided with the total number of qualifying students assigned to the teacher or administrator in Language Arts and/or Mathematics along with the mSGP score. Information included in this profile is based on data submitted by the district during the 2017-2018 NJ SMART Course Roster Submission and Staff Submission. Authorized users may include all schools and all teachers/administrators, or a subset of specific schools and/or teachers/administrators in their report selection criteria.

Background and Resource

The report begins with a Background and Resource section that provides framing and access to other supports and tools. The background is followed by two sections, each developed for a specific purpose.

School Roster Summaries

Schools are listed in alphabetical order within the following School Roster Summary pages. Teacher/administrator names are listed alphabetically by last name for convenience, and they appear as they were submitted by the district. The mSGP data is displayed for those teachers/administrators for whom an mSGP could be calculated, based on the criteria outlined within AchieveNJ. The accuracy of teacher and administrator mSGP scores thus depends entirely on the accuracy of course roster data submitted by the district.

Beginning with the 2015-2016 school year, a teacher/administrator may qualify to receive the mSGP score based on a total of qualifying students from up to the previous four years. The reported mSGP will be either the mSGP of the most recent school year or the multi-year mSGP, whichever is most advantageous.

Click-by-Click Guide to the Median SGP Profiles

TEACHER NAME	CURRENT YEAR mSGP (1-99)	CURRENT YEAR # OF STUDENTS	MULTI-YEAR mSGP (1-99)	MULTI-YEAR # OF STUDENTS	REPORTED mSGP (1-99)	REPORTED mSGP SCORE (1.0-4.0)
[REDACTED]	52.5	28	N/A	N/A	52.5	3
[REDACTED]	32	41	N/A	N/A	32	2.2
[REDACTED]	N/A	11	N/A	N/A	N/A	N/A
[REDACTED]	39.5	28	N/A	N/A	39.5	2.7
[REDACTED]	N/A	14	N/A	N/A	N/A	N/A
[REDACTED]	66	30	N/A	N/A	66	3.5
[REDACTED]	N/A	7	N/A	N/A	N/A	N/A
[REDACTED]	54.5	28	N/A	N/A	54.5	3
[REDACTED]	25	39	N/A	N/A	25	1.5

Proper Handling
 Teacher mSGP data are protected as confidential by the TEACHNJ Act, N.J.S.A. 18A:6-120.d and 121.e, and must be handled in the secure manner you would treat, handle, and store any part of a confidential personnel record.

mSGP Teacher/Administrator Profiles

The last section of the report, which includes mSGP Teacher/Administrator Profiles, provides teacher-specific SGPs in mathematics and Language Arts for the 2017-18 school year. Each individual teacher/administrator page should be provided confidentially to that teacher/administrator by his or her supervisor. These specific profiles are provided to support one-on-one conversations between a staff member and her/his respective supervisor in order to facilitate reflection on teachers' professional practice during the 2017-18 school year. These profiles were designed to help build understanding of growth measures at the staff member, school, and district level and to provide an opportunity for districts to examine their data quality and formal use of this data in accordance with state law. Individual staff member profiles appear in the order of the school to which they are assigned by your district within NJ SMART and in alphabetical order by last name. **The 2017-18 mSGP data contained in this report will count as 30% of a teacher's 2017-18 evaluation.**

ATLANTIC CITY - Chelsea Heights E.S.

This confidential document reflects the median Student Growth Percentile (mSGP) for the students assigned to you in School Year 2014-15 based on data submitted by your district to the New Jersey Department of Education via NJ SMART.

What is median Student Growth Percentile and how is it calculated?
 New Jersey measures growth for an individual student by comparing the change in his or her NJ ASK achievement from one year to the next to the student's "academic peers" (all other students in the state who had similar historical NJ ASK assessment results). This change in achievement is reported as a Student Growth Percentile (SGP), between 1 and 99, and indicates how high or low that student's growth was as compared to that of his/her academic peers (with 99 representing the highest level of growth). To calculate the mSGP for an individual teacher, the Department creates one comprehensive ascending list of students' SGPs, inclusive of each LAL and Math SGP for the qualifying students of that teacher. The median value on this comprehensive list (also referred to as the "midpoint") is the teacher's Overall mSGP. This Overall mSGP value is then converted to a score of 1.0 to 4.0 using a conversion chart (see resources below). Note that not all teachers will have both an LAL and Math mSGP value.

TEACHER ID	CURRENT YEAR mSGP (1-99)	CURRENT YEAR # OF STUDENTS ASSIGNED	MULTI-YEAR mSGP (1-99)	MULTI-YEAR # OF STUDENTS	REPORTED mSGP (1-99)	REPORTED mSGP SCORE (1.0-4.0)
Language Arts Literacy	52.5	28	N/A	N/A	52.5	3
Mathematics	32	41	N/A	N/A	32	2.2
Overall	52.5	28	N/A	N/A	52.5	3

What does my mSGP mean for my evaluation under AchieveNJ?
 Your 2014-15 mSGP, listed below, was calculated based on students assigned to you by your district. mSGPs are one of several evaluation measures under AchieveNJ and account for 30% of your final rating. The mSGP is converted to a 1.0-4.0 mSGP score, weighted at 30%, and tabulated by your district with your teacher practice and SGO scores already on file. The full conversion chart and detailed explanation of evaluation scoring are accessible at <http://www.nj.gov/education/AchieveNJ/resources/scoring.shtml>. Please note that the 30% weight applied to the 2014-15 school year (and thus to this data distribution) for 2014-15, the Department has proposed to reduce the weight of the mSGP core to 20% when the PARCC exam is given for the first time.

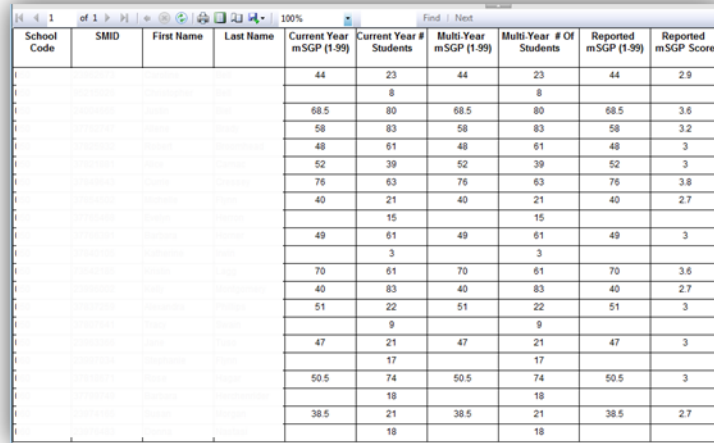
How can I use this information to improve my practice?
 In collaboration with your principal/supervisor, you can use mSGP data and NJ ASK results to identify patterns in students' performance and seek additional supports as needed. Please refer to the detailed *User Guide for the Teacher mSGP Report* (<http://www.nj.gov/education/AchieveNJ/teacher/practice/mSGPUserGuide.pdf>) for more information and examples of ways that New Jersey districts have used preliminary mSGP data.

Proper Handling
 Teacher mSGP data are protected as confidential by the TEACHNJ Act, N.J.S.A. 18A:6-120.d and 121.e, and must be handled in the secure manner you would treat, handle, and store any part of a confidential personnel record.

Click-by-Click Guide to the Median SGP Profiles

Teacher/Administrator Median SGP Summary Excel Option

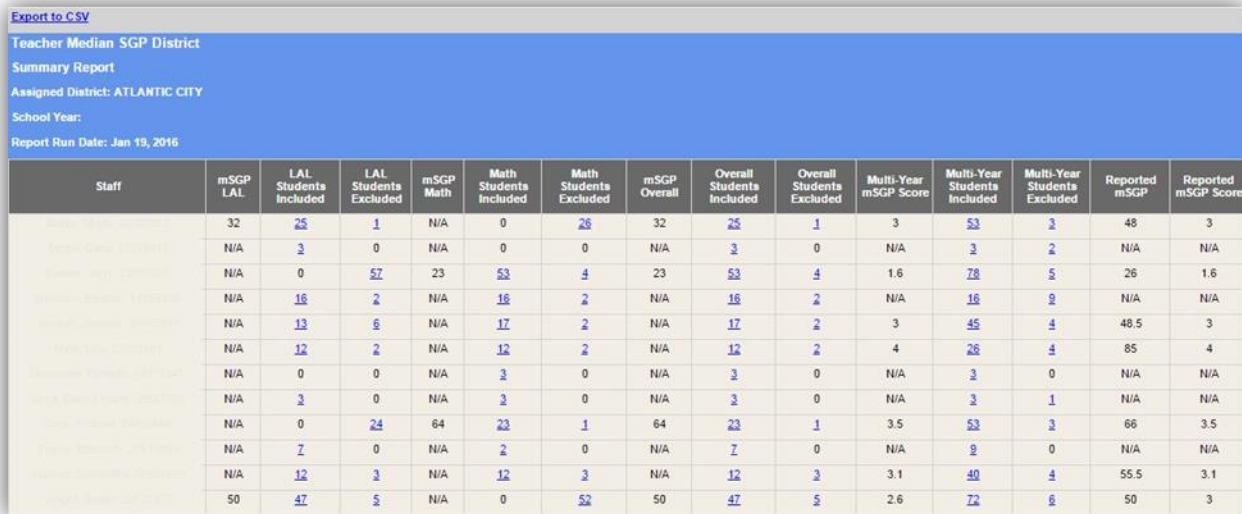
The Teacher Median SGP Excel Profile provides the same data included in the PDF profile in an exportable Excel format.



School Code	SMD	First Name	Last Name	Current Year mSGP (1-99)	Current Year # Students	Multi-Year mSGP (1-99)	Multi-Year # Of Students	Reported mSGP (1-99)	Reported mSGP Score
				44	23	44	23	44	2.9
					8		8		
				68.5	80	68.5	80	68.5	3.6
				58	83	58	83	58	3.2
				48	61	48	61	48	3
				52	39	52	39	52	3
				76	63	76	63	76	3.8
				40	21	40	21	40	2.7
					15		15		
				49	61	49	61	49	3
					3		3		
				70	61	70	61	70	3.6
				40	83	40	83	40	2.7
				51	22	51	22	51	3
					9		9		
				47	21	47	21	47	3
					17		17		
				50.5	74	50.5	74	50.5	3
					18		18		
				38.5	21	38.5	21	38.5	2.7
					18		18		

Teacher/Administrator Median SGP Drilldown functionality

The Teacher/Administrator Median SGP Drilldown Profile displays a cross tab listing of district staff, associated mSGPs, and student inclusion and exclusion counts.



Staff	mSGP LAL	LAL Students Included	LAL Students Excluded	mSGP Math	Math Students Included	Math Students Excluded	mSGP Overall	Overall Students Included	Overall Students Excluded	Multi-Year mSGP Score	Multi-Year Students Included	Multi-Year Students Excluded	Reported mSGP	Reported mSGP Score
	32	25	1	N/A	0	26	32	25	1	3	53	3	48	3
	N/A	3	0	N/A	0	0	N/A	3	0	N/A	3	2	N/A	N/A
	N/A	0	57	23	53	4	23	53	4	1.6	78	5	26	1.6
	N/A	16	2	N/A	16	2	N/A	16	2	N/A	16	0	N/A	N/A
	N/A	13	6	N/A	17	2	N/A	17	2	3	45	4	48.5	3
	N/A	12	2	N/A	12	2	N/A	12	2	4	26	4	85	4
	N/A	0	0	N/A	3	0	N/A	3	0	N/A	3	0	N/A	N/A
	N/A	3	0	N/A	3	0	N/A	3	0	N/A	3	1	N/A	N/A
	N/A	0	24	64	23	1	64	23	1	3.5	53	3	66	3.5
	N/A	7	0	N/A	2	0	N/A	7	0	N/A	9	0	N/A	N/A
	N/A	12	3	N/A	12	3	N/A	12	3	3.1	40	4	55.5	3.1
	50	47	5	N/A	0	52	50	47	5	2.6	72	6	50	3

Clicking on one of the hyperlinked counts will take you to a listing of students included in that particular count with appended Course Roster, SGP and enrollment data for the chosen school year.

Click-by-Click Guide to the Median SGP Profiles

Teacher Median SGP District Summary Report Student List: 1

LAL Students Included

Assigned District: ATLANTIC CITY

School Year:

Report Run Date: Jan 19, 2016

LID	SID	First Name	Last Name	DOB	Subject Area	Course Identifier	Section Entry Date	Section Exit Date	NJ ASK Administration Date	% Year Enrolled in Section	SGP Math	SGP LAL	SGP Grade Level	Course Status
					51	032	09/09/2013	06/25/2014	05/12/14	100%	NS	95	04	Included
					51	044	09/09/2013	06/25/2014	05/12/14	100%	NS	95	04	Included
					51	134	09/09/2013	06/25/2014	05/12/14	100%	NS	95	04	Included
					52	034	09/09/2013	06/25/2014		100%	99	NS	Missing	Included
					51	032	09/09/2013	06/25/2014	05/12/14	100%	NS	92	04	Included
					51	044	09/09/2013	06/25/2014	05/12/14	100%	NS	92	04	Included
					51	134	09/09/2013	06/25/2014	05/12/14	100%	NS	92	04	Included
					52	034	09/09/2013	06/25/2014		100%	21	NS	Missing	Included
					51	032	09/09/2013	06/25/2014	05/12/14	100%	NS	95	04	Included
					51	044	09/09/2013	06/25/2014	05/12/14	100%	NS	95	04	Included
					51	134	09/09/2013	06/25/2014	05/12/14	100%	NS	95	04	Included
					52	034	09/09/2013	06/25/2014		100%	35	NS	Missing	Included
					51	032	09/09/2013	06/25/2014	05/12/14	100%	NS	99	04	Included

Users will have the ability to export a full listing of data in CSV format for easy manipulation. The export includes all mSGP staff for a district.

StaffLastName	StaffFirstName	SMID	mSGPLAL	mSGPMath	mSGPOverall	mSGPScore	MultiYearSGPLAL	MultiYearSGPMath	MultiYearSGPOverall	MultiYearSGPScore	SubjectArea	CourseIdentifier	LocalCourseCode	LocalSectionCode
			N/A	50	50	3 N/A		41	41	2.8	52	35	405	1
			N/A	50	50	3 N/A		41	41	2.8	52	35	405	1
			N/A	50	50	3 N/A		41	41	2.8	52	35	405	1
			N/A	50	50	3 N/A		41	41	2.8	52	35	405	1
			N/A	50	50	3 N/A		41	41	2.8	52	35	405	2
			N/A	50	50	3 N/A		41	41	2.8	52	35	405	2
			N/A	50	50	3 N/A		41	41	2.8	52	35	405	2
			N/A	50	50	3 N/A		41	41	2.8	52	35	405	2
			N/A	50	50	3 N/A		41	41	2.8	52	35	405	2
			N/A	50	50	3 N/A		41	41	2.8	52	35	405	2
			N/A	50	50	3 N/A		41	41	2.8	52	35	405	2
			N/A	50	50	3 N/A		41	41	2.8	52	35	405	2
			N/A	50	50	3 N/A		41	41	2.8	52	35	405	2
			N/A	50	50	3 N/A		41	41	2.8	52	35	405	2
			N/A	50	50	3 N/A		41	41	2.8	52	35	405	2
			N/A	50	50	3 N/A		41	41	2.8	52	35	405	2

ADDITIONAL RESOURCES

For additional information and recommendations on how to use this report, please refer to the [User Guide for the Teacher mSGP Report](#) for suggestions on how to support constructive performance discussions and for information about how these measures were provided to your district, based on your district’s data.

The [AchieveNJ](#) website includes several resources about teacher evaluation in general and SGPs, specifically. Please visit the [AchieveNJ Teacher SGP](#) page for additional information.

Please contact the NJDOE’s Office of Evaluation directly at 609-376-3974 or edueval@doe.nj.gov to share questions or feedback. Issues related to the information reflected in this report should be initially directed to the individual(s) within your district who are responsible for your NJ SMART data submissions, as they are the best resource for understanding your district’s historical data submissions to the New Jersey Department of Education and have access to the full suite of secure reports containing additional information.