

NORTHWEST ATLANTIC FISHERIES ORGANIZATION



Statistical Bulletin
Supplementary Issue
Fishery Statistics for 1960-90

Dartmouth, Nova Scotia
April 1995

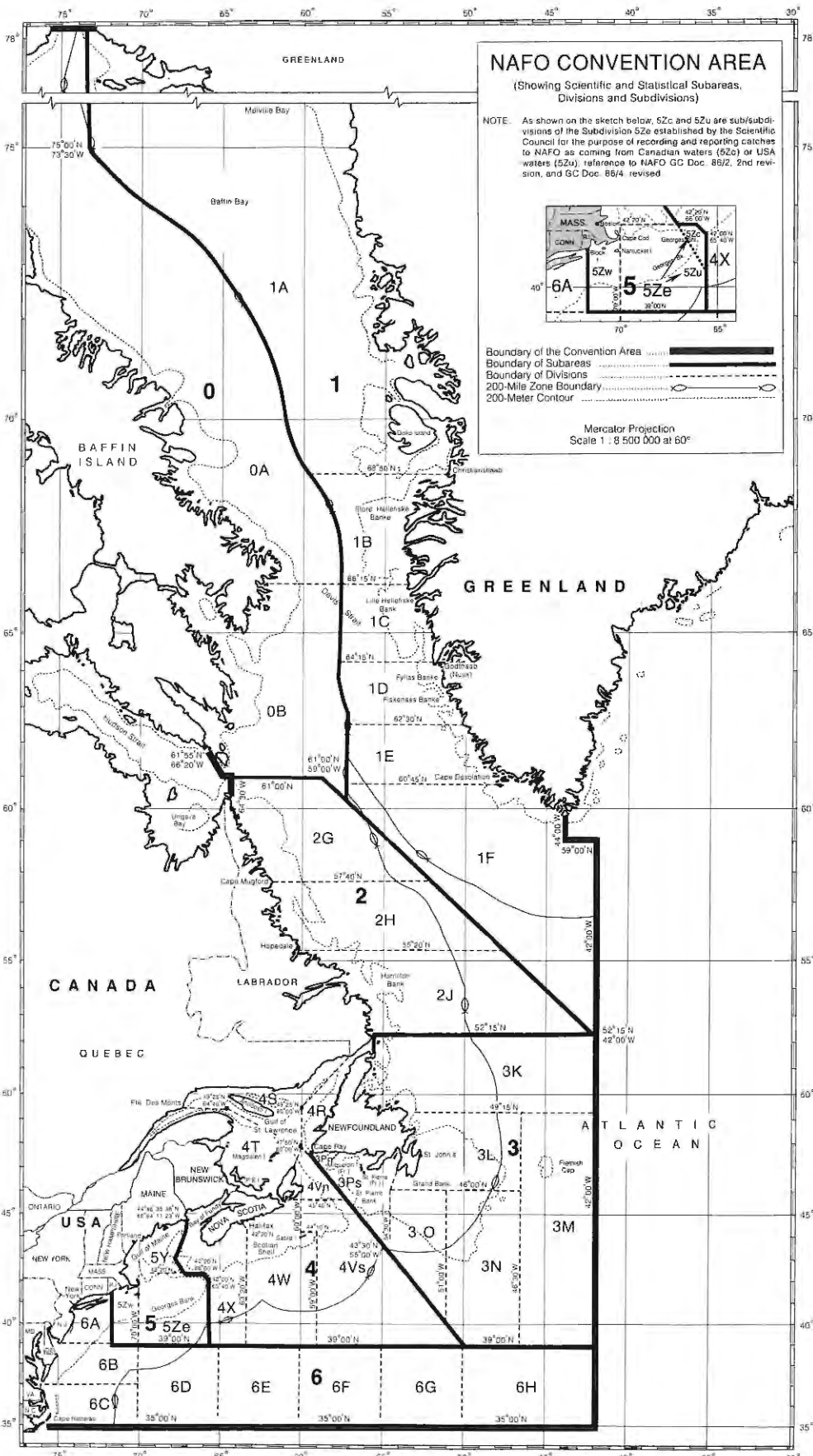
Preface

After the NAFO Secretariat computer system was changed to IBM compatible PCs in 1988, the Secretariat undertook a complete update of historical catch and effort data. The update was completed in 1990 noting that extending the exercise further back than 1960 would not yield any useable data. The Scientific Council at its meeting in June 1991 agreed that a 30-year time series of catch data should be published, although at the time it was recognized that disaggregated catch data for EU-France (Metropolitan) and France (St. Pierre et Miquelon) were not available for the years 1983-85. These data are now available.

This present compilation includes all updates and modifications available to the Secretariat as of February 1995. The data were determined from STATLANT 21 reports by countries which are Contracting Parties to the NAFO Convention and by non-Contracting Parties which reported fishing operations in the Northwest Atlantic over the period 1960-90.

April 1995

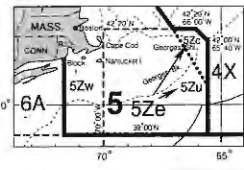
Tissa Amaratunga
Assistant Executive Secretary



NAFO CONVENTION AREA

(Showing Scientific and Statistical Subareas, Divisions and Subdivisions)

NOTE: As shown on the sketch below, 5Zc and 5Zu are subdivisions of the Subdivision 5Ze established by the Scientific Council for the purpose of recording and reporting catches to NAFO as coming from Canadian waters (5Zc) or USA waters (5Zu) reference to NAFO GC Doc. 86/2, 2nd revision, and GC Doc. 86/4, revised



- Boundary of the Convention Area ————
- Boundary of Subareas ————
- Boundary of Divisions ————
- 200-Mile Zone Boundary ————
- 200-Meter Contour ————

Mercator Projection
Scale 1 : 8 500 000 at 60°

Contents

	<u>PAGES</u>
PREFACE	3
MAP OF NORTHWEST ATLANTIC SHOWING NAFO STATISTICAL AREAS	4
CATCHES OF SELECTED SPECIES BY STOCK AREA AND COUNTRY, 1960-1990	
INTRODUCTION	7
SPECIFIC INFORMATION ON DATA	7
COUNTRY AND ABBREVIATIONS	8
TOTAL NOMINAL CATCHES BY COUNTRY FOR 1960 TO 1990	9
TABLE A, FIG. A. TOTAL NOMINAL CATCHES BY COUNTRY	10, 11
NOMINAL CATCHES BY COUNTRY OF SELECTED SPECIES ITEMS BY STOCK AREA FOR 1960 TO 1990	13
TABLE 1, FIG. 1. COD IN SUBAREA 1	14, 15
TABLE 2, FIG. 2. COD IN DIV. 2GH	16, 17
TABLE 3, FIG. 3. COD IN DIV. 2J+3KL	18, 19
TABLE 4, FIG. 4. COD IN DIV. 3M	20, 21
TABLE 5, FIG. 5. COD IN DIV. 3NO	22, 23
TABLE 6, FIG. 6. COD IN SUBDIV. 3PS	24, 25
TABLE 7, FIG. 7. COD IN SUBDIV. 3PN + DIV. 4RS	26, 27
TABLE 8, FIG. 8. COD IN SUBDIV. 4VN (JAN-APR) + DIV. 4T	28, 29
TABLE 9, FIG. 9. COD IN SUBDIV. 4VN (MAY-DEC)	30, 31
TABLE 10, FIG. 10. COD IN SUBDIV. 4VS + DIV. 4W	32, 33
TABLE 11, FIG. 11. COD IN DIV. 4X	34, 35
TABLE 12, FIG. 12. COD IN DIV. 5Y	36, 37
TABLE 13, FIG. 13. COD IN DIV. 5Z	38, 39
TABLE 14, FIG. 14. HADDOCK IN DIV. 4VW	40, 41
TABLE 15, FIG. 15. HADDOCK IN DIV. 4X	42, 43
TABLE 16, FIG. 16. HADDOCK IN SUBAREA 5	44, 45
TABLE 17, FIG. 17. REDFISH IN SUBAREA 1	46, 47
TABLE 18, FIG. 18. REDFISH IN SUBAREA 2 + DIV. 3K	48, 49
TABLE 19, FIG. 19. REDFISH IN DIV. 3M	50, 51
TABLE 20, FIG. 20. REDFISH IN DIV. 3LN	52, 53
TABLE 21, FIG. 21. REDFISH IN DIV. 3O	54, 55
TABLE 22, FIG. 22. REDFISH IN DIV. 3P	56, 57
TABLE 23, FIG. 23. REDFISH IN DIV. 4RST	58, 59
TABLE 24, FIG. 24. REDFISH IN DIV. 4VWX	60, 61
TABLE 25, FIG. 25. REDFISH IN SUBAREA 5	62, 63
TABLE 26, FIG. 26. SILVER HAKE IN DIV. 4VWX	64, 65
TABLE 27, FIG. 27. SILVER HAKE IN DIV. 5Y	66, 67
TABLE 28, FIG. 28. SILVER HAKE IN SUBDIV. 5ZE	68, 69
TABLE 29, FIG. 29. SILVER HAKE IN SUBDIV. 5ZW + SUBAREA 6	70, 71
TABLE 30, FIG. 30. RED HAKE IN SUBDIV. 5ZE	72, 73
TABLE 31, FIG. 31. RED HAKE IN SUBDIV. 5ZW + SUBAREA 6	74, 75
TABLE 32, FIG. 32. POLLOCK IN DIV. 4VWX	76, 77
TABLE 33, FIG. 33. POLLOCK IN SUBAREA 5	78, 79
TABLE 34, FIG. 34. AMERICAN PLAICE IN SUBAREA 2 + DIV. 3K	80, 81
TABLE 35, FIG. 35. AMERICAN PLAICE IN DIV. 3M	82, 83
TABLE 36, FIG. 36. AMERICAN PLAICE IN SUBDIV. 3PS	84, 85
TABLE 37, FIG. 37. AMERICAN PLAICE IN DIV. 3LNO	86, 87
TABLE 38, FIG. 38. AMERICAN PLAICE IN DIV. 4VWX	88, 89
TABLE 39, FIG. 39. WITCH FLOUNDER IN DIV. 2J+3KL	90, 91

	<u>PAGES</u>
TABLE 40, FIG. 40.	WITCH FLOUNDER IN DIV. 3NO 92, 93
TABLE 41, FIG. 41.	WITCH FLOUNDER IN SUBDIV. 3PS 94, 95
TABLE 42, FIG. 42.	WITCH FOUNDER IN DIV. 4VWX 96, 97
TABLE 43, FIG. 43.	YELLOWTAIL FLOUNDER IN DIV. 3LNO 98, 99
TABLE 44, FIG. 44.	YELLOWTAIL FLOUNDER IN DIV. 4VWX 100, 101
TABLE 45, FIG. 45.	YELLOWTAIL FLOUNDER IN SUBAREAS 5+6 102, 103
TABLE 46, FIG. 46.	GREENLAND HALIBUT IN SUBAREAS 0+1 104, 105
TABLE 47, FIG. 47.	GREENLAND HALIBUT IN SUBAREA 2 + DIV. 3KL 106, 107
TABLE 48, FIG. 48.	FLOUNDERS IN DIV. 4VWX. 108, 109
TABLE 49, FIG. 49.	FLOUNDERS IN SUBAREAS 5+6 110, 111
TABLE 50, FIG. 50.	ROUNDNOSE GRENADIER IN SUBAREAS 0+1 112, 113
TABLE 51, FIG. 51.	ROUNDNOSE GRENADIER IN SUBAREAS 2+3 114, 115
TABLE 52, FIG. 52.	WOLFFISHES IN SUBAREA 1 116, 117
TABLE 53, FIG. 53.	HERRING IN DIV. 4V 118, 119
TABLE 54, FIG. 54.	HERRING IN DIV. 4WX 120, 121
TABLE 55, FIG. 55.	HERRING IN DIV. 5Y 122, 123
TABLE 56, FIG. 56.	HERRING IN DIV. 5Z + SUBAREA 6 124, 125
TABLE 57, FIG. 57.	MACKEREL IN SUBAREAS 3+4 126, 127
TABLE 58, FIG. 58.	MACKEREL IN SUBAREAS 5+6 128, 129
TABLE 59, FIG. 59.	BUTTERFISH IN SUBAREAS 5+6 130, 131
TABLE 60, FIG. 60.	ALEWIFE IN SUBAREAS 5+6 132, 133
TABLE 61, FIG. 61.	ARGENTINE IN DIV. 4VWX 134, 135
TABLE 62, FIG. 62.	CAPELIN IN SUBAREA 2 + DIV. 3K 136, 137
TABLE 63, FIG. 63.	CAPELIN IN DIV. 3NO 138, 139
TABLE 64, FIG. 64.	CAPELIN IN DIV. 3LNO 140, 141
TABLE 65, FIG. 65.	CAPELIN IN DIV. 3L 142, 143
TABLE 66, FIG. 66.	OTHER FINFISH IN SUBAREAS 5+6 144, 145
TABLE 67, FIG. 67.	SQUID- <i>LOLIGO</i> IN SUBAREAS 5+6 146, 147
TABLE 68, FIG. 68.	SQUID- <i>ILLEX</i> IN SUBAREAS 3+4 148, 149
TABLE 69, FIG. 69.	SQUID- <i>ILLEX</i> IN SUBAREAS 5+6 150, 151
TABLE 70, FIG. 70.	SQUID (NS) IN SUBAREAS 5+6 152, 153
TABLE 71, FIG. 71.	SHRIMP IN SUBAREAS 0+1 154, 155

Catches of Selected Species by Stock Area and Country, 1960-1990

Introduction

The Secretariat has for many years routinely published tabulations of the catches of selected species considered to be relatively important commercially, by stock area and country. After a Summary Document (SCS Doc. 86/2) which presented data for the 22-year series from 1963 to 1984, annual publications have presented 11-year tabulation updates for 1975 to 1985, 1976 to 1986, etc. in SCS Doc. 87/3, 88/1, 89/7, 90/1, 91/1, 92/5, 93/5 and 94/1. The data presented in the SCS Doc. publications may at times have been subsequently revised, as corrections and clarifications were received at the Secretariat. The data presented in this publication are the current updated figures available at the NAFO Secretariat, and constitute catch records for the period 1960 to 1990.

Specific Information on Data

The statistics published here include data published in *ICNAF Statistical Bulletins*, Vol. 10-28 for the years 1960 to 1978, and *NAFO Statistical Bulletins*, Vol. 29-40 for the years 1979 to 1990, and revisions published as PART IV "Corrections and Additions to Previous Bulletins" in those volumes.

In 1988, the Secretariat transferred its database into IBM compatible PCs, and introduced new FORTRAN and DBASE III formats for data management. The Secretariat then undertook the task of updating all data as far back as was feasible. The update was completed back to 1960.

Data appearing in the tabulations are in the same format as those presented in the SCS Doc. series. In addition, this publication contains graphic presentations of catches through time, of each species by stock area.

Tabulations occasionally contain an item called "Others" in the last row under country. These refer to when some non-Contracting Parties on a few instances submitted catch data to NAFO. In particular, reports are presented for Israel in 1969 and Mexico in 1978, 1979 and 1980. It is also noted that Netherlands, member of European Union, only reported catches occasionally, in 1987, 1988 and 1989, and for convenience of not modifying the structure of the tables, those catches are also listed under "Others".

A specific revision to tabulations in *NAFO Statistical Bulletins*, Vol. 33, 34 and 35, refer to data from France - Metropolitan (E/FRA-M) and France - St. Pierre et Miquelon (FRA-SP) for the years 1983-85. These data, which were until recently (1994) available to the Secretariat as combined data from France, are now available as disaggregated data and are presented here as E/FRA-M and FRA-SP separately.

There have been no reports received for E/FRA-M for 1989 and 1990, and from FRA-SP for 1990, although fishing has been reported.

Statistics from cooperative arrangements or 'Joint Ventures' between Coastal States and other countries between 1983 and 1990 had been usually listed under the name of the other countries involved, as a result of the International Commission for the Northwest Atlantic Fisheries (ICNAF) decision (*ICNAF Statistical Bulletin*, Vol. 27, p. 23). Although, these and subsequent years data have also been presented in separate tables in the *NAFO Statistical Bulletins*, the joint venture catches in this publication will be found under the other countries involved in the arrangements.

At its meeting in June 1994, the Scientific Council was informed of revisions to the roughhead and roundnose grenadier catches of Spain (E/ESP) and Portugal (E/PRT), resulting from a re-identification of the species. However, at the time of publication of this report these revisions had not been confirmed by the respective statistical offices, and were therefore not included in the tabulations.

Country Abbreviations

The country abbreviations adopted at the September 1980 Meeting of the Scientific Council, are used in the following tables as follows:

BGR	-	Bulgaria
CAN	-	Canada
CUB	-	Cuba
DDR	-	German Democratic Republic (to Dec 1990)
EST	-	Estonia
E/DEU	-	Federal Republic of Germany
E/DNK	-	Denmark (Mainland)
E/FRA-M	-	France - Metropolitan
E/GBR	-	Great Britain
E/IRL	-	Ireland
E/ITA	-	Italy
E/PRT	-	Portugal
E/ESP	-	Spain
FRA-SP	-	France - St. Pierre et Miquelon
FRO	-	Faroe Islands
GRL	-	Greenland
ISL	-	Iceland
JPN	-	Japan
KOR,S	-	South Korea
LAT	-	Latvia
LIT	-	Lithuania
NOR	-	Norway
POL	-	Poland
ROM	-	Romania
RUS	-	Russia
SUN	-	Union of Soviet Republics (to Dec 1991)
USA	-	United States

TOTAL NOMINAL CATCHES
BY
COUNTRY
FOR
1960 TO 1990

TABLE A. TOTAL NOMINAL CATCHES BY COUNTRY.

Country	1960	1961	1962	1963	1964	1965	1966	1967	1968	1969	1970
BGR	0	0	0	0	0	0	0	0	0	6307	7338
CAN	722542	655106	744928	801254	828994	887189	1027026	1085094	1309494	1256250	1225121
CUB	0	0	0	0	0	0	592	1656	1198	751	0
DDR	0	0	0	76438	86982	92443	94421	139379	181603	187395	89377
FRA-SP	10651	13575	8113	8222	8652	9967	10502	8330	6479	7716	6784
FRO	60375	63220	97952	92337	89452	81586	80523	80130	63787	40296	26172
GRL	33517	40560	40588	32386	37168	39725	43490	44119	33183	38562	38961
ISL	39686	24201	8157	11477	8139	9265	6973	2501	958	13511	0
JPN	0	0	356	1576	9294	0	0	457	11284	19680	37953
KOR-S	0	0	0	0	0	0	0	0	0	0	0
NOR	37806	48923	36257	42856	49989	43567	43299	59456	76037	53972	47035
POL	412	3922	9116	23246	37843	56630	72034	120032	199510	179481	216350
ROM	0	0	0	0	0	3081	3433	1766	2892	3897	10262
SUN	258077	340557	369794	499318	645490	886527	841327	620635	801455	986127	812305
RUS	0	0	0	0	0	0	0	0	0	0	0
EST	0	0	0	0	0	0	0	0	0	0	0
LVA	0	0	0	0	0	0	0	0	0	0	0
LTU	0	0	0	0	0	0	0	0	0	0	0
USA	477243	440887	481793	1167794	1076000	1089441	967581	900459	900513	846896	999377
E/DEU	96523	174080	197102	200196	148654	180517	177907	217097	281335	253217	205756
E/DNK	0	0	0	0	0	0	0	0	0	413	358
E/ESP	176974	207875	205713	225018	230501	234007	241201	289735	341312	293977	280455
E/FRA-M	140606	166875	158225	115034	151137	130366	141480	150278	169565	105214	66391
E/GBR	25473	19553	27468	42470	51635	56108	59545	80535	47240	5578	6667
E/IRL	0	0	0	0	0	0	0	0	0	0	0
E/ITA	1732	3849	1018	0	0	0	0	0	0	0	0
E/PRT	185262	197110	217615	230798	209734	197157	202283	237275	219366	182350	162655
OTHERS	0	0	0	0	0	0	0	0	0	234	0
TOTAL	2266879	2400293	2604195	3570420	3669664	3997576	4013617	4038934	4647211	4481824	4239317

Country	1971	1972	1973	1974	1975	1976	1977	1978	1979	1980
BGR	44892	40664	37313	29548	28061	20118	12345	1718	9634	1097
CAN	1146278	956401	924961	846576	847864	905888	1013057	1146731	1238161	1177206
CUB	1150	1972	1246	0	7495	29871	18282	13126	12483	9258
DDR	142262	173829	185242	131284	113186	67172	18347	10530	11479	4898
FRA-SP	5528	4684	5467	4514	6398	8326	7353	8903	10540	8615
FRO	35374	32052	26172	19367	21664	27270	28944	19416	17830	12060
GRL	37754	41492	44099	51189	47367	44138	58013	66856	80359	101826
ISL	284	307	0	0	15814	8853	3394	360	0	0
JPN	41567	35496	40886	28837	24917	26123	25356	37315	41764	31408
KOR-S	0	0	0	0	0	0	884	0	0	0
NOR	34627	43217	70770	59276	52566	43773	34015	17020	8170	5270
POL	269582	267106	255031	215142	187647	125488	55177	18126	20621	4619
ROM	12115	9357	10544	9890	1803	6398	5432	4132	2422	77
SUN	1021726	1149984	1357356	1160551	1166927	852681	433782	211284	125193	108288
RUS	0	0	0	0	0	0	0	0	0	0
EST	0	0	0	0	0	0	0	0	0	0
LVA	0	0	0	0	0	0	0	0	0	0
LTU	0	0	0	0	0	0	0	0	0	0
USA	978513	970935	1074228	1029541	990301	1044620	1063760	1158318	1297004	1328959
E/DEU	135474	85404	94552	82698	80188	57374	83686	52250	75592	23344
E/DNK	645	421	587	813	1527	2720	5910	3689	1394	872
E/ESP	271701	236600	180776	183716	121751	72062	49408	35824	40793	39728
E/FRA-M	50466	46353	36898	34161	34425	28641	32441	30372	22991	21804
E/GBR	7652	16151	8395	14947	2134	440	4400	1010	868	848
E/IRL	0	0	0	0	6025	7176	3590	960	1149	0
E/ITA	0	4000	3915	4680	4402	7668	7942	6476	7990	9427
E/PRT	152557	136367	135098	144785	99758	72618	33914	22794	25245	22490
OTHERS	0	0	0	0	0	0	0	3954	8085	4697
TOTAL	4390147	4252792	4493536	4051515	3862220	3459418	2999432	2871164	3059767	2916791

TABLE A. (CONTINUED)

Country	1981	1982	1983	1984	1985	1986	1987	1988	1989	1990
BGR	0	0	0	0	0	0	0	0	0	1928
CAN	1213420	1213004	1128380	1083743	1198942	1255238	1285216	1371463	1298549	1282885
CUB	6667	18565	14786	20521	23509	24555	28132	16869	24131	27617
DDR	4786	5093	8394	13694	18161	26381	27744	27650	23036	13522
FRA-SP	11111	10474	9561	12026	12304	23771	23679	13970	18520	0
FRO	11805	10188	9112	5402	4130	5289	8377	11708	11234	9383
GRL	106445	103961	97392	83299	86540	86519	91411	112273	158850	132575
ISL	0	0	0	0	0	14	0	0	0	0
JPN	20577	14952	4295	10050	8417	11855	10588	9634	9335	12037
KOR-S	0	2066	2138	4006	6876	7886	22383	20004	35326	24637
NOR	3147	2974	3119	2033	2058	6515	442	1542	6934	26821
POL	9575	6919	13627	9128	7892	7125	7623	11880	9329	509
ROM	0	0	0	0	0	0	0	0	0	0
SUN	118672	112250	88816	129129	133378	147681	155993	149637	155429	197332
RUS	0	0	0	0	0	0	0	0	0	0
EST	0	0	0	0	0	0	0	0	0	0
LVA	0	0	0	0	0	0	0	0	0	0
LTU	0	0	0	0	0	0	0	0	0	0
USA	1278037	1285504	1324171	1206433	1216449	1076829	1124291	1165284	1218369	1250473
E/DEU	7244	29879	20514	24493	30362	8706	8211	8549	14299	9358
E/DNK	2788	1916	3078	923	1333	1687	1956	2978	2220	865
E/ESP	49465	36765	31829	37197	66205	83760	83194	63686	63538	28906
E/FRA-M	22075	19878	19747	24031	31786	34233	18461	9311	0	0
E/GBR	0	945	1250	790	0	821	822	929	3874	1633
E/IRL	0	0	0	0	0	0	0	0	0	0
E/ITA	12813	14709	9229	11233	4705	4021	33	0	0	0
E/PRT	20042	20985	18891	24776	23430	101834	82134	40269	49885	67194
OTHERS	0	0	0	0	0	0	10929	21104	4749	0
TOTAL	2898669	2911027	2808329	2702907	2876477	2914720	2991619	3058740	3107607	3087675

OTHERS: 1969 = Israel; 1978, 1979 and 1980 = Mexico; 1987, 1988 and 1989 = Netherlands.

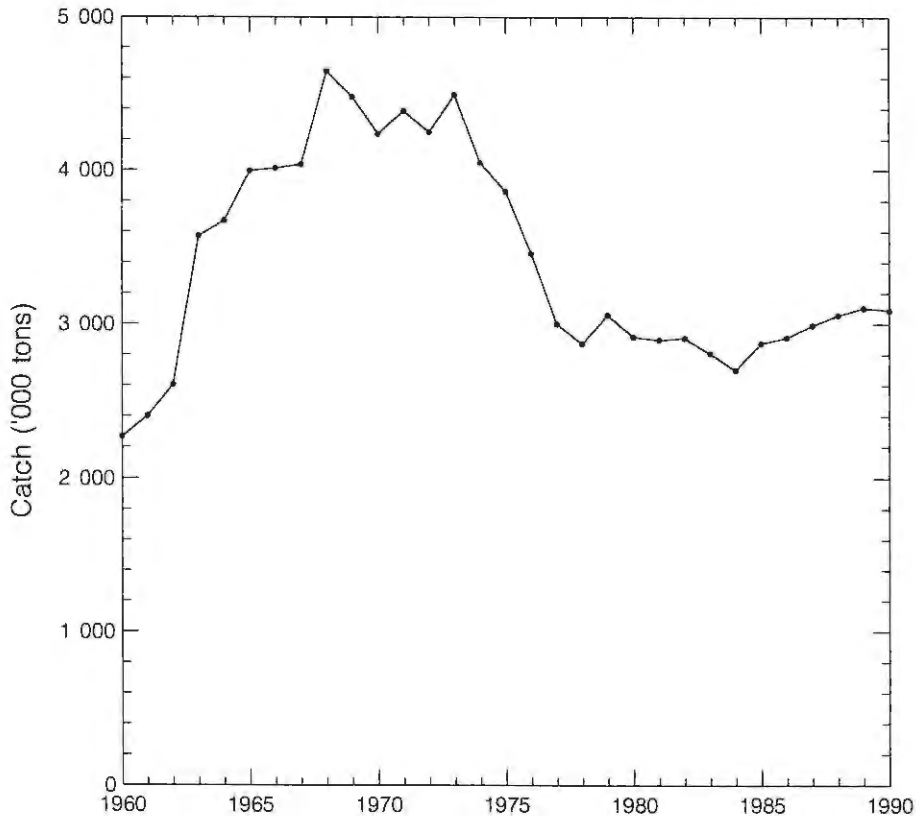


FIG. A. TOTAL NOMINAL CATCHES BY COUNTRY.

NOMINAL CATCHES BY COUNTRY
OF
SELECTED SPECIES ITEMS
BY
STOCK AREA
FOR
1960 TO 1990

TABLE 1. NOMINAL CATCHES FOR COD IN SUBAREA 1.

COUNTRY	1960	1961	1962	1963	1964	1965	1966	1967	1968	1969	1970
BGR	0	0	0	0	0	0	0	0	0	0	0
CAN	0	0	0	0	0	0	0	0	0	0	0
CUB	0	0	0	0	0	0	14	0	0	0	0
DDR	0	0	0	22926	15092	12980	8734	8603	28449	9850	2061
FRA-SP	0	0	0	0	0	0	0	0	0	0	0
FRO	50637	56406	92690	77786	65479	65708	64528	63681	45806	18334	7733
GRL	27009	33965	35380	23269	21986	24322	29076	27524	20716	23621	20007
ISL	4896	11035	1157	3881	2474	3973	1965	119	268	365	0
JPN	0	0	0	0	0	0	0	0	62	5	0
KOR-S	0	0	0	0	0	0	0	0	0	0	0
NOR	31783	43488	31917	31965	34586	32064	38748	53190	50945	18049	6293
POL	10	0	484	273	92	38	799	623	861	354	0
ROM	0	0	0	0	0	0	0	0	0	0	0
SUN	1490	0	0	5053	0	1251	224	570	1950	21	849
RUS	0	0	0	0	0	0	0	0	0	0	0
EST	0	0	0	0	0	0	0	0	0	0	0
LVA	0	0	0	0	0	0	0	0	0	0	0
LTU	0	0	0	0	0	0	0	0	0	0	0
USA	0	0	0	0	0	0	0	0	0	200	278
E/DEU	23791	83552	124900	136794	94539	104731	82224	138502	133217	78570	40667
E/DNK	0	0	0	0	0	0	0	0	0	0	0
E/ESP	3936	1332	3400	478	742	650	3573	10664	21689	23780	18802
E/FRA-M	21014	39623	52974	36188	34796	40091	41409	43348	46587	25165	4740
E/GBR	11920	8238	16103	26891	26738	13850	19436	19944	10289	542	3367
E/IRL	0	0	0	0	0	0	0	0	0	0	0
E/ITA	32	0	0	0	0	0	0	0	0	0	0
E/PRT	66249	67752	91654	63193	53214	60683	75410	62711	32755	15799	8707
OTHERS	0	0	0	0	0	0	0	0	0	0	0
TOTAL	242767	345391	450659	428697	349738	360341	366140	429479	393602	214655	113504

COUNTRY	1971	1972	1973	1974	1975	1976	1977	1978	1979	1980
BGR	0	0	0	0	0	0	0	0	0	0
CAN	0	0	0	0	0	0	0	0	0	0
CUB	0	0	0	0	0	0	0	0	0	0
DDR	3154	77	0	0	0	0	0	0	0	0
FRA-SP	0	0	0	0	0	0	0	0	0	0
FRO	16440	9949	4499	4911	5355	3460	7346	0	38	0
GRL	19430	23402	17715	19932	19314	16282	24220	37470	46384	45838
ISL	0	0	0	0	0	0	0	0	0	0
JPN	0	0	0	0	0	0	0	0	0	0
KOR-S	0	0	0	0	0	0	0	0	0	0
NOR	6260	31540	15567	3505	3068	2825	1683	4	0	0
POL	0	0	0	0	0	0	0	0	0	0
ROM	0	0	0	0	0	0	0	0	0	0
SUN	59	1021	120	576	214	137	1086	0	0	0
RUS	0	0	0	0	0	0	0	0	0	0
EST	0	0	0	0	0	0	0	0	0	0
LVA	0	0	0	0	0	0	0	0	0	0
LTU	0	0	0	0	0	0	0	0	0	0
USA	0	0	0	0	0	0	0	0	0	0
E/DEU	40916	16833	5944	1681	10842	5842	2609	1057	1344	1024
E/DNK	0	0	0	0	0	0	0	0	0	0
E/ESP	22086	12951	10235	5897	4017	2090	0	0	0	0
E/FRA-M	4108	5515	38	0	0	0	0	0	139	0
E/GBR	2432	846	493	1266	159	155	0	0	0	0
E/IRL	0	0	0	0	0	0	0	0	0	0
E/ITA	0	0	0	0	0	0	0	0	0	0
E/PRT	6295	8485	8331	10166	4940	2495	1052	0	0	0
OTHERS	0	0	0	0	0	0	0	0	0	0
TOTAL	121180	110619	62942	47934	47909	33286	37996	38531	47905	46862

COUNTRY	1981	1982	1983	1984	1985	1986	1987	1988	1989	1990
BGR	0	0	0	0	0	0	0	0	0	0
CAN	0	0	0	0	0	0	0	0	0	0
CUB	0	0	0	0	0	0	0	0	0	0
DDR	0	0	0	0	0	0	0	0	0	0
FRA-SP	0	0	0	0	0	0	0	0	0	0
FRO	0	0	1339	0	0	0	0	0	0	51
GRL	53039	47693	44970	24457	12651	6549	18486	48097	92152	58816
ISL	0	0	0	0	0	0	0	0	0	0
JPN	0	0	0	13	54	11	33	10	0	0
KOR-S	0	0	0	0	0	0	0	0	0	0
NOR	0	0	0	5	1	2	1	7	2	948
POL	0	0	0	0	0	0	0	0	0	0
ROM	0	0	0	0	0	0	0	0	0	0
SUN	0	0	0	0	0	0	0	0	0	0
RUS	0	0	0	0	0	0	0	0	0	0
EST	0	0	0	0	0	0	0	0	0	0
LVA	0	0	0	0	0	0	0	0	0	0
LTU	0	0	0	0	0	0	0	0	0	0
USA	0	0	0	0	0	0	0	0	0	0
E/DEU	417	8139	10158	8941	2170	41	55	6574	12892	7515
E/DNK	0	0	0	0	0	0	0	0	0	0
E/ESP	0	0	0	0	0	0	0	0	0	0
E/FRA-M	0	0	0	0	0	0	0	0	0	0
E/GBR	0	0	1174	0	0	0	0	927	3780	1631
E/IRL	0	0	0	0	0	0	0	0	0	0
E/ITA	0	0	0	0	0	0	0	0	0	0
E/PRT	0	0	0	0	0	0	0	0	0	0
OTHERS	0	0	0	0	0	0	0	0	0	0
TOTAL	53456	55832	57641	33416	14876	6603	18575	55615	108826	68961

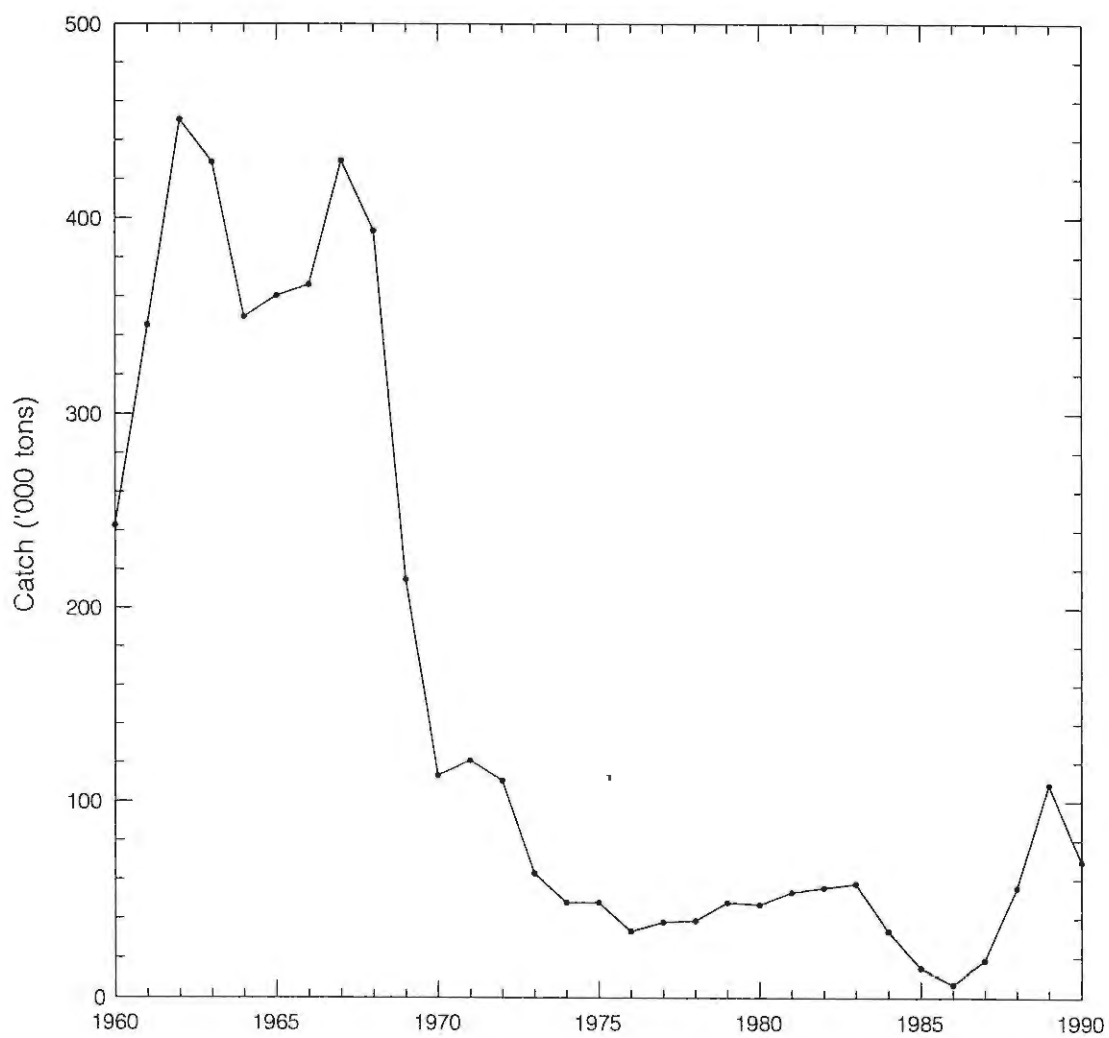


FIG. 1. NOMINAL CATCHES FOR COD IN SUBAREA 1.

TABLE 2. NOMINAL CATCHES FOR COD IN DIV. 2GH.

COUNTRY	1960	1961	1962	1963	1964	1965	1966	1967	1968	1969	1970
BGR	0	0	0	0	0	0	0	0	0	0	0
CAN	1273	1050	1199	930	829	1217	1311	4	523	320	75
CUB	0	0	0	0	0	0	0	0	0	0	0
DDR	0	0	0	0	(346)	14362	22577	18692	25250	14109	371
FRA-SP	0	0	0	0	0	0	0	0	0	0	0
FRO	0	0	0	0	(12)	0	0	0	0	(210)	(32)
GRL	0	0	0	0	0	0	0	0	0	0	0
ISL	0	0	0	0	0	0	173	0	0	0	0
JPN	0	0	0	0	0	0	0	0	0	1	0
KOR-S	0	0	0	0	0	0	0	0	0	0	0
NOR	0	0	0	0	0	482	862	(402)	(2019)	(3461)	408
POL	0	0	30	0	0	2585	11884	9543	18444	15853	5675
ROM	0	0	0	0	0	0	0	0	0	0	1044
SUN	26	703	3455	1285	549	4989	6300	6362	20858	7254	933
RUS	0	0	0	0	0	0	0	0	0	0	0
EST	0	0	0	0	0	0	0	0	0	0	0
LVA	0	0	0	0	0	0	0	0	0	0	0
LTU	0	0	0	0	0	0	0	0	0	0	0
USA	0	0	0	0	0	0	0	0	0	342	502
E/DEU	0	904	0	59	994	8184	27010	11308	6249	11389	4957
E/DNK	0	0	0	0	0	0	0	0	0	0	0
E/ESP	2166	572	153	1394	2581	7659	4781	779	0	142	0
E/FRA-M	3681	997	9	54	785	5452	5808	1045	154	583	360
E/GBR	0	69	14	0	0	4471	3704	1501	1739	680	0
E/IRL	0	0	0	0	0	0	0	0	0	0	0
E/ITA	193	0	0	0	0	0	0	0	0	0	0
E/PRT	1064	0	74	292	3051	14844	9779	6477	8851	6213	3430
OTHERS	0	0	0	0	0	0	0	0	0	0	0
TOTAL	8403	4295	4934	4014	9147	64245	94189	56113	84087	60557	17787

COUNTRY	1971	1972	1973	1974	1975	1976	1977	1978	1979	1980
BGR	0	0	0	0	0	0	0	0	0	0
CAN	7	4	3	0	7	39	41	37	126	106
CUB	0	0	0	0	0	0	1	196	0	0
DDR	1222	4	56	0	250	0	0	0	0	344
FRA-SP	0	0	0	0	0	0	0	0	0	0
FRO	(32)	0	0	0	0	0	0	0	0	358
GRL	0	0	0	0	0	0	0	0	0	0
ISL	0	0	0	0	0	0	0	0	0	0
JPN	0	0	0	0	0	0	0	0	0	0
KOR-S	0	0	0	0	0	0	0	0	0	0
NOR	1908	653	0	0	0	504	0	0	0	0
POL	1660	2792	28	900	0	922	970	1028	1372	254
ROM	53	4	0	0	0	0	0	0	0	0
SUN	1569	9748	67	2492	2712	2171	175	823	82	30
RUS	0	0	0	0	0	0	0	0	0	0
EST	0	0	0	0	0	0	0	0	0	0
LVA	0	0	0	0	0	0	0	0	0	0
LTU	0	0	0	0	0	0	0	0	0	0
USA	0	0	0	0	0	0	0	0	0	0
E/DEU	1560	113	120	678	3335	2278	2468	2531	0	569
E/DNK	0	0	0	0	0	0	0	0	0	0
E/ESP	278	0	17	0	481	0	0	0	0	595
E/FRA-M	14	86	0	0	0	0	0	233	51	20
E/GBR	0	113	6	0	0	0	3	0	181	209
E/IRL	0	0	0	0	0	0	0	0	0	0
E/ITA	0	0	0	0	0	0	0	0	0	0
E/PRT	4336	173	0	0	174	15	0	10	368	133
OTHERS	0	0	0	0	0	0	0	0	0	0
TOTAL	12639	13690	297	4070	6959	5929	3658	4858	2180	2618

COUNTRY	1981	1982	1983	1984	1985	1986	1987	1988	1989	1990
BGR	0	0	0	0	0	0	0	0	0	0
CAN	405	3252	265	252	229	345	8	496	468	228
CUB	0	0	0	0	0	0	0	0	0	0
DDR	582	329	96	0	25	0	0	0	0	0
FRA-SP	0	0	0	0	0	0	0	0	0	0
FRO	845	2951	1567	710	45	42	0	0	2	15
GRL	0	0	0	0	0	0	0	0	0	0
ISL	0	0	0	0	0	0	0	0	0	0
JPN	0	0	0	0	0	0	0	0	0	0
KOR-S	0	0	0	0	0	0	0	0	0	0
NOR	0	691	393	418	243	0	0	0	0	0
POL	670	78	60	17	5	0	0	0	0	0
ROM	0	0	0	0	0	0	0	0	0	0
SUN	1148	1788	0	13	0	0	7	0	0	0
RUS	0	0	0	0	0	0	0	0	0	0
EST	0	0	0	0	0	0	0	0	0	0
LVA	0	0	0	0	0	0	0	0	0	0
LTU	0	0	0	0	0	0	0	0	0	0
USA	0	0	0	0	0	0	0	0	0	0
E/DEU	0	3971	0	72	0	107	0	0	0	0
E/DNK	0	0	0	0	0	0	0	0	0	0
E/ESP	0	56	0	0	0	0	0	0	0	0
E/FRA-M	0	0	0	0	0	0	119	0	0	0
E/GBR	0	27	0	0	0	0	0	0	0	0
E/IRL	0	0	0	0	0	0	0	0	0	0
E/ITA	0	0	0	0	0	0	0	0	0	0
E/PRT	0	368	0	49	0	0	0	0	0	0
OTHERS	0	0	0	0	0	0	0	0	0	0
TOTAL	3650	13511	2381	1531	547	494	134	496	470	243

For quantities in parentheses, nominal catches were not reported by divisions; these have been allocated on the basis of the catches by other countries which reported by divisions.

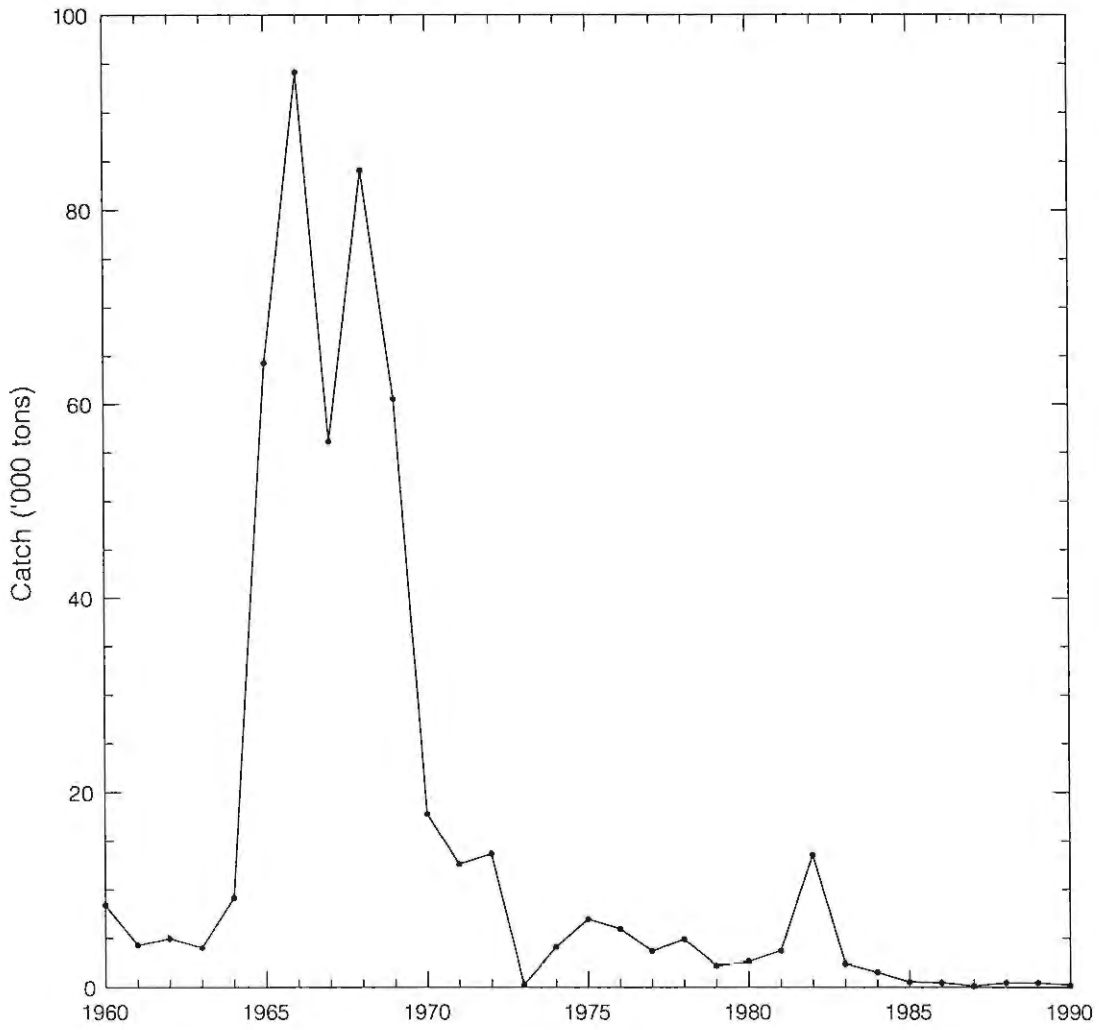


FIG. 2. NOMINAL CATCHES FOR COD IN DIV. 2GH.

TABLE 3. NOMINAL CATCHES FOR COD IN DIV. 2J+3KL.

COUNTRY	1960	1961	1962	1963	1964	1965	1966	1967	1968	1969	1970
BGR	0	0	0	0	0	0	0	0	0	0	0
CAN	164695	124039	142684	148995	141499	117901	119148	115479	123320	115565	91151
CUB	0	0	0	0	0	0	96	0	0	0	0
DDR	0	0	0	(7555)	(18913)	23143	30567	40394	27393	30947	8059
FRA-SP	356	531	147	643	235	319	155	198	130	21	68
FRO	(5899)	(2877)	(2996)	(8585)	(15253)	(7660)	(8318)	(7901)	(10227)	(13503)	(5951)
GRL	0	0	0	0	0	0	0	0	0	0	0
ISL	1129	403	175	756	401	1349	944	230	68	63	0
JPN	0	0	(19)	(310)	(3287)	0	0	0	526	46	12
KOR-S	0	0	0	0	0	0	0	0	0	0	0
NOR	(2731)	(2780)	(1154)	(1875)	(4198)	(3786)	(1165)	(3663)	(16057)	(19954)	(23608)
POL	(51)	885	2605	5490	10008	12026	22625	39800	68987	59528	43207
ROM	0	0	0	0	0	0	0	0	0	3031	2767
SUN	65934	121953	70314	41025	76646	64328	30503	27143	117559	147855	77368
RUS	0	0	0	0	0	0	0	0	0	0	0
EST	0	0	0	0	0	0	0	0	0	0	0
LVA	0	0	0	0	0	0	0	0	0	0	0
LTU	0	0	0	0	0	0	0	0	0	0	0
USA	0	0	0	0	0	0	0	0	0	40	55
E/DEU	13561	13051	1195	2848	4895	36824	45092	22200	47868	60620	56906
E/DNK	0	0	0	0	0	0	0	0	0	0	0
E/ESP	53027	74139	100427	89736	105023	92909	85840	105333	130972	102161	70929
E/FRA-M	73078	67479	81651	63556	85490	59609	65469	74913	81836	49801	20798
E/GBR	6038	4465	5545	5540	10196	22397	21803	36566	32598	4098	3065
E/IRL	0	0	0	0	0	0	0	0	0	0	0
E/ITA	756	(1796)	(155)	0	0	0	0	0	0	0	0
E/PRT	80547	90707	97960	132295	126607	102784	92780	137944	152473	146428	116282
OTHERS	0	0	0	0	0	0	0	0	0	29	0
TOTAL	467802	505105	507027	509209	602651	545035	524505	611764	810014	753690	520226

COUNTRY	1971	1972	1973	1974	1975	1976	1977	1978	1979	1980
BGR	0	0	2	0	0	0	0	0	0	0
CAN	74546	66439	44137	36080	42482	62991	79561	102377	130779	147558
CUB	0	0	0	0	0	0	18	28	1031	12
DDR	14006	27022	23815	25115	22265	11816	4300	1990	10012	509
FRA-SP	43	19	4	34	31	193	15	187	23	234
FRO	(8441)	332	2549	3845	2596	804	1196	782	768	(1829)
GRL	0	0	1686	185	0	0	0	0	0	0
ISL	72	10	0	0	0	12	0	0	0	0
JPN	3	0	0	0	0	0	5	34	0	1132
KOR-S	0	0	0	0	0	0	0	0	0	0
NOR	(16392)	(4303)	6520	1430	698	2129	194	410	1094	963
POL	27514	39128	27514	31583	15203	18493	7429	2874	4256	733
ROM	2517	2496	2648	0	0	0	24	3	0	0
SUN	79141	143451	81794	96071	88311	45996	18850	7349	1009	297
RUS	0	0	0	0	0	0	0	0	0	0
EST	0	0	0	0	0	0	0	0	0	0
LVA	0	0	0	0	0	0	0	0	0	0
LTU	0	0	0	0	0	0	0	0	0	0
USA	0	0	0	0	0	0	0	0	0	0
E/DEU	28646	29533	35655	35520	27065	17353	14661	3103	1894	4469
E/DNK	0	0	0	0	0	0	0	0	0	0
E/ESP	64478	59100	42823	55972	38471	10784	20725	8609	5996	7014
E/FRA-M	9379	14015	5724	2082	2611	5894	5370	2324	1288	462
E/GBR	4634	6911	3634	884	473	216	1641	462	458	449
E/IRL	0	0	0	0	0	0	3	0	(8)	0
E/ITA	0	0	0	0	0	0	33	0	0	0
E/PRT	109706	65536	76004	83849	47302	37539	18695	8027	8283	10127
OTHERS	0	0	0	0	0	0	0	0	0	0
TOTAL	439518	458295	354509	372650	287508	214220	172720	138559	166899	175788

COUNTRY	1981	1982	1983	1984	1985	1986	1987	1988	1989	1990
BGR	0	0	0	0	0	0	0	0	0	0
CAN	147071	207506	214452	202657	187094	199127	203849	241870	215187	193277
CUB	0	0	0	0	0	0	0	0	0	0
DDR	23	12	29	77	45	8	32	29	33	0
FRA-SP	0	177	0	0	0	0	0	0	20	0
FRO	1812	692	(989)	0	0	0	401	0	0	880
GRL	0	0	0	0	0	0	0	0	0	0
ISL	0	0	0	0	0	0	0	0	0	0
JPN	2412	2459	0	470	64	171	113	137	10	10
KOR-S	0	1	0	0	0	0	2	8	3	623
NOR	799	1070	2107	996	935	5274	0	0	0	6
POL	196	11	792	112	15	2	1	6	0	0
ROM	0	0	0	0	0	0	0	0	0	0
SUN	114	452	159	776	125	146	134	68	95	81
RUS	0	0	0	0	0	0	0	0	0	0
EST	0	0	0	0	0	0	0	0	0	0
LVA	0	0	0	0	0	0	0	0	0	0
LTU	0	0	0	0	0	0	0	0	0	0
USA	0	0	0	0	0	0	0	0	0	0
E/DEU	0	5477	1793	7505	22684	7313	7463	515	485	1533
E/DNK	0	0	0	0	0	0	0	0	0	0
E/ESP	8636	1451	5062	8159	10638	21849	11702	17429	11979	9782
E/FRA-M	0	925	0	1205	880	1539	1785	0	3047	0
E/GBR	0	851	0	765	0	821	822	0	84	0
E/IRL	0	0	0	0	0	0	0	0	0	0
E/ITA	0	0	0	0	0	0	0	0	0	0
E/PRT	9685	8690	6962	9749	8813	30463	13620	8615	23047	12444
OTHERS	0	0	0	0	0	0	0	0	0	0
TOTAL	170748	229774	232345	232471	231293	266713	239924	268677	253990	218636

For quantities in parentheses, nominal catches were not reported by divisions; these have been allocated on the basis of the catches by other countries which reported by divisions.

OTHERS: 1969 = Israel.

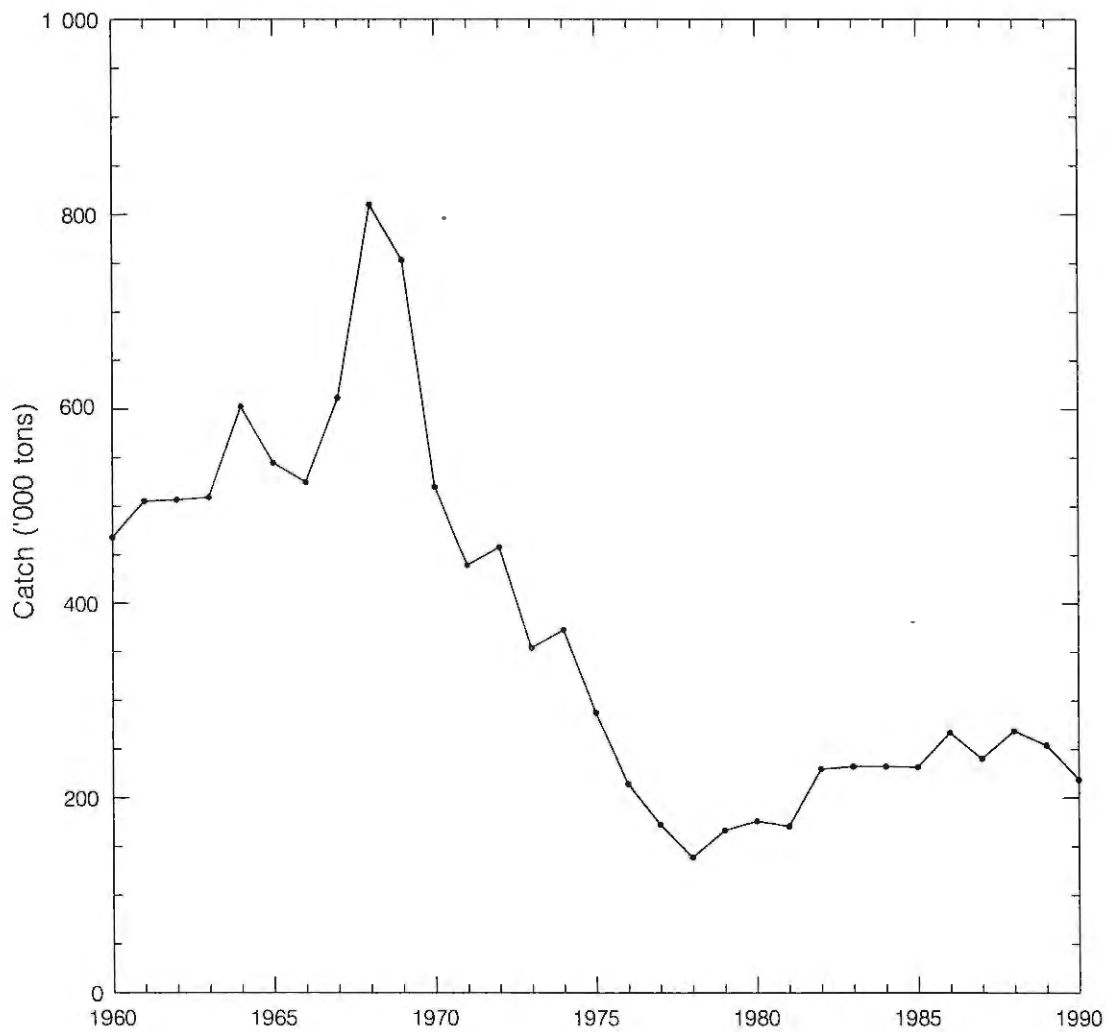


FIG. 3. NOMINAL CATCHES FOR COD IN DIV. 2J+3KL.

TABLE 4. NOMINAL CATCHES FOR COD IN DIV. 3M.

COUNTRY	1960	1961	1962	1963	1964	1965	1966	1967	1968	1969	1970
BGR	0	0	0	0	0	0	0	0	0	0	0
CAN	0	0	349	0	0	8	0	46	235	22	1
CUB	0	0	0	0	0	0	0	0	0	0	0
DDR	0	0	0	(853)	(1077)	205	64	756	0	20	0
FRA-SP	0	0	0	0	0	0	0	0	0	0	0
FRO	(260)	(246)	(188)	(969)	(1518)	(1561)	(891)	(775)	(852)	(750)	(379)
GRL	0	0	0	0	0	0	0	0	0	0	0
ISL	10	0	0	0	12	450	0	0	0	0	0
JPN	0	0	(1)	(35)	(333)	0	0	0	223	30	34
KOR-S	0	0	0	0	0	0	0	0	0	0	0
NOR	(166)	(116)	(95)	(212)	(1009)	(713)	(125)	(200)	(697)	(1047)	(1347)
POL	2	336	888	1875	718	5073	93	4152	71	0	53
ROM	0	0	0	0	0	0	0	0	0	0	0
SUN	11595	12379	11282	8528	26643	37047	5138	5886	3872	283	494
RUS	0	0	0	0	0	0	0	0	0	0	0
EST	0	0	0	0	0	0	0	0	0	0	0
LVA	0	0	0	0	0	0	0	0	0	0	0
LTU	0	0	0	0	0	0	0	0	0	0	0
USA	0	0	0	0	0	0	0	0	0	0	0
E/DEU	86	1394	4	0	83	108	195	0	0	0	0
E/DNK	0	0	0	0	0	0	0	0	0	0	0
E/ESP	607	851	1234	4005	862	1530	4268	3012	4045	2681	1324
E/FRA-M	0	2626	0	9501	3966	2039	4603	6757	13321	11831	6239
E/GBR	0	600	93	2476	2185	6104	7259	5732	1466	0	3
E/IRL	0	0	0	0	0	0	0	0	0	0	0
E/ITA	0	(154)	(10)	0	0	0	0	0	0	0	0
E/PRT	9	2155	2032	7028	3668	1480	7336	10728	10917	7276	9847
OTHERS	0	0	0	0	0	0	0	0	0	0	0
TOTAL	12735	20857	16176	35482	42074	56318	29972	38044	35699	23940	19721

COUNTRY	1971	1972	1973	1974	1975	1976	1977	1978	1979	1980
BGR	0	0	0	0	0	0	0	8	0	0
CAN	0	7	18	63	108	134	158	139	2	25
CUB	0	0	0	0	0	0	1002	562	24	1
DDR	0	0	0	0	0	0	0	0	0	23
FRA-SP	0	0	0	0	0	0	182	0	0	0
FRO	(708)	6902	7754	1872	3288	2139	5664	7922	7484	(3259)
GRL	0	0	0	0	0	0	0	0	0	0
ISL	0	0	0	0	0	0	0	0	0	0
JPN	6	0	0	0	0	0	24	22	74	37
KOR-S	0	0	0	0	0	0	0	0	0	0
NOR	(926)	(952)	417	383	111	1188	867	1584	1310	1080
POL	19	35	481	700	677	898	843	615	5	33
ROM	19	180	0	0	0	0	0	0	0	0
SUN	5536	5030	1145	5998	5446	4831	2982	3779	4743	1056
RUS	0	0	0	0	0	0	0	0	0	0
EST	0	0	0	0	0	0	0	0	0	0
LVA	0	0	0	0	0	0	0	0	0	0
LTU	0	0	0	0	0	0	0	0	0	0
USA	0	0	0	0	0	0	0	0	0	0
E/DEU	1628	506	21	195	28	225	45	410	0	332
E/DNK	0	0	0	0	0	0	0	0	0	0
E/ESP	1063	5020	620	2619	2022	2502	1315	2510	4907	706
E/FRA-M	9006	2693	132	0	0	229	5827	5096	1525	301
E/GBR	0	4126	1183	3093	265	0	1269	207	0	0
E/IRL	0	0	0	0	0	0	189	120	0	0
E/ITA	0	0	0	0	0	0	0	0	0	0
E/PRT	7272	32052	11129	10015	10430	10120	6652	10157	9636	3615
OTHERS	0	0	0	0	0	0	0	0	0	0
TOTAL	26183	57503	22900	24938	22375	22266	27019	33131	29710	10468

COUNTRY	1981	1982	1983	1984	1985	1986	1987	1988	1989	1990
BGR	0	0	0	0	0	0	0	0	0	0
CAN	3	0	0	0	0	0	0	0	0	1
CUB	0	0	0	5	9	3	0	3	0	0
DDR	0	0	3	0	0	0	0	0	0	0
FRA-SP	0	0	0	0	0	0	0	0	0	0
FRO	3874	3121	(1499)	3058	2266	2192	916	1100	0	1262
GRL	0	0	0	0	0	0	0	0	0	0
ISL	0	0	0	0	0	7	0	0	0	0
JPN	9	10	1	9	5	6	269	5	38	24
KOR-S	0	4	0	0	0	0	0	6	321	815
NOR	1154	375	111	47	405	0	0	0	0	0
POL	0	0	0	0	0	0	0	0	0	0
ROM	0	0	0	0	0	0	0	0	0	0
SUN	927	1262	1264	910	1271	1231	706	39	10	22
RUS	0	0	0	0	0	0	0	0	0	0
EST	0	0	0	0	0	0	0	0	0	0
LVA	0	0	0	0	0	0	0	0	0	0
LTU	0	0	0	0	0	0	0	0	0	0
USA	0	0	0	0	0	0	0	3	0	0
E/DEU	0	0	0	454	429	345	0	0	0	0
E/DNK	0	0	0	0	0	0	0	0	0	0
E/ESP	4100	4513	4407	4745	4914	4384	3639	141	378	87
E/FRA-M	79	119	0	0	0	0	2300	0	0	0
E/GBR	0	33	0	0	0	0	0	0	0	0
E/IRL	0	0	0	0	0	0	0	0	0	0
E/ITA	0	0	0	0	0	0	0	0	0	0
E/PRT	3727	3316	2930	3474	4376	6350	2802	421	170	551
OTHERS	0	0	0	0	0	0	0	0	0	0
TOTAL	13873	12753	10215	12702	13675	14518	10632	1718	917	2762

For quantities in parentheses, nominal catches were not reported by divisions; these have been allocated on the basis of the catches by other countries which reported by divisions.

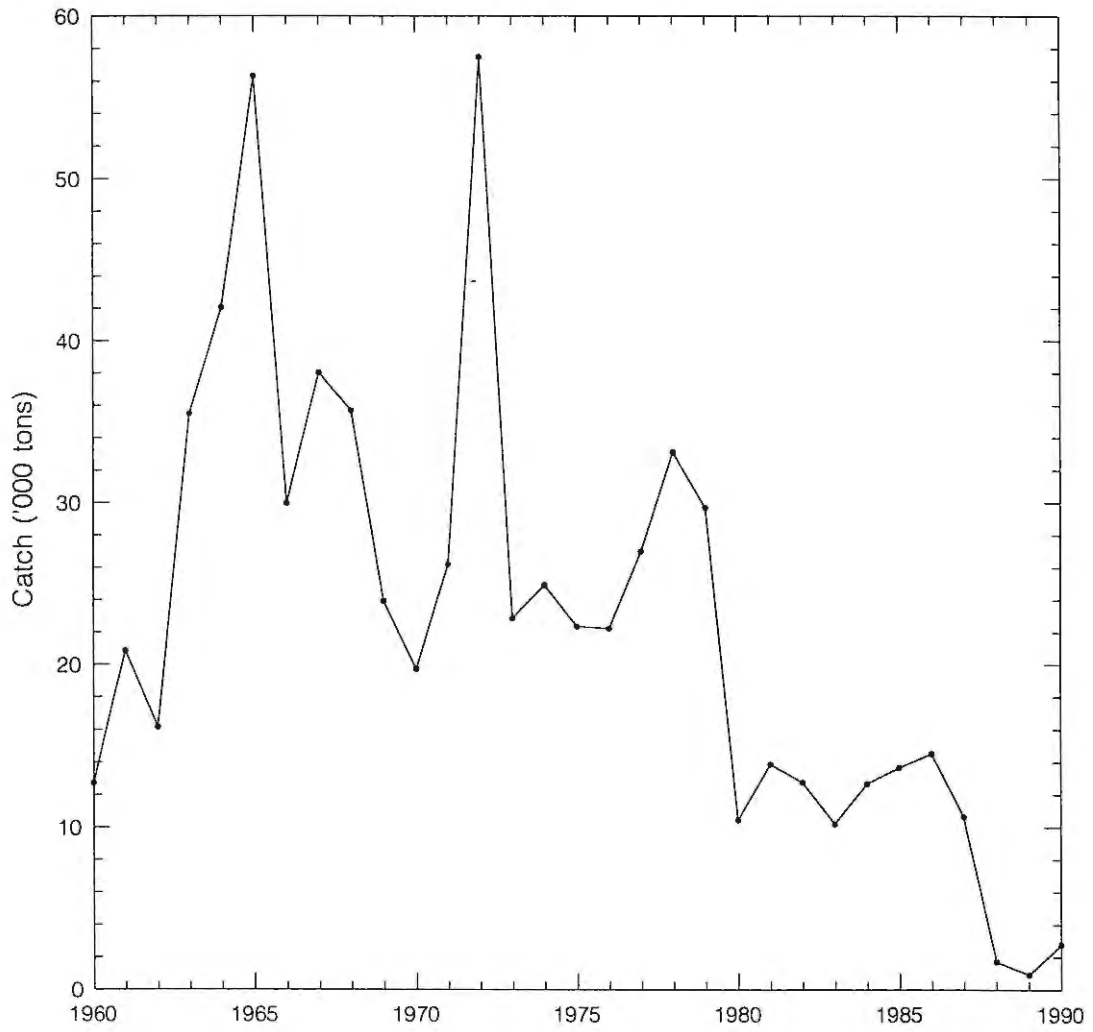


FIG. 4. NOMINAL CATCHES FOR COD IN DIV. 3M.

TABLE 5. NOMINAL CATCHES FOR COD IN DIV. 3NO.

COUNTRY	1960	1961	1962	1963	1964	1965	1966	1967	1968	1969	1970
BGR	0	0	0	0	0	0	0	0	0	0	0
CAN	3408	5428	3235	5079	2882	4229	6501	3446	3287	3664	4771
CUB	0	0	0	0	0	0	0	1353	864	0	0
DDR	0	0	0	(1828)	(1693)	429	58	247	0	34	0
FRA-SP	409	923	420	873	297	363	121	101	52	19	3
FRO	(1694)	(870)	(413)	(2077)	(2386)	(2837)	(3268)	(4957)	(3920)	(3936)	(2083)
GRL	0	0	0	0	0	0	0	0	0	0	0
ISL	0	0	0	0	0	34	11	0	0	0	0
JPN	0	0	(2)	(74)	(524)	0	0	0	4	1	3
KOR-S	0	0	0	0	0	0	0	0	0	0	0
NOR	(784)	(409)	(152)	(453)	(549)	(1307)	(458)	(1282)	(3206)	(5495)	(7409)
POL	(14)	0	12	42	0	77	765	3545	6	193	0
ROM	0	0	0	0	0	0	0	0	0	0	247
SUN	27104	22854	7971	10184	9510	17166	39023	118845	78820	29173	28338
RUS	0	0	0	0	0	0	0	0	0	0	0
EST	0	0	0	0	0	0	0	0	0	0	0
LVA	0	0	0	0	0	0	0	0	0	0	0
LTU	0	0	0	0	0	0	0	0	0	0	0
USA	0	2	2	0	0	0	0	0	0	0	0
E/DEU	0	52	0	0	0	2177	0	0	0	0	0
E/DNK	0	0	0	0	0	0	0	0	0	0	0
E/ESP	33972	32284	17413	37632	37185	64652	52533	77948	69752	71160	67034
E/FRA-M	328	128	0	994	2491	2715	750	1906	93	607	158
E/GBR	1053	724	1699	2869	1525	2529	1172	4721	0	0	21
E/IRL	0	0	0	0	0	0	0	0	0	0	0
E/ITA	1	(543)	(21)	0	0	0	0	0	0	0	0
E/PRT	14347	9059	3653	10004	8095	1692	5070	9703	6752	4940	3185
OTHERS	0	0	0	0	0	0	0	0	0	0	0
TOTAL	83114	73276	34993	72109	67137	100207	109730	228054	166756	119222	113252

COUNTRY	1971	1972	1973	1974	1975	1976	1977	1978	1979	1980
BGR	0	196	0	0	0	0	0	0	0	0
CAN	2311	1736	1832	1360	1189	2065	2532	6246	9938	5589
CUB	0	0	0	0	0	0	443	25	8	40
DDR	0	4	0	0	0	0	0	13	0	0
FRA-SP	61	14	17	3	1	7	19	149	215	173
FRO	(3400)	0	266	2	0	180	0	0	0	(781)
GRL	0	0	0	0	0	0	0	0	0	0
ISL	0	0	0	0	0	0	0	0	0	0
JPN	0	0	0	0	0	0	0	2	0	0
KOR-S	0	0	0	0	0	0	0	0	0	0
NOR	(4446)	(1256)	0	0	0	0	0	0	0	0
POL	1	29	225	0	23	0	0	0	0	0
ROM	184	10	23	0	0	0	0	0	6	0
SUN	19307	12198	27849	26911	20785	8992	4041	1819	2446	3261
RUS	0	0	0	0	0	0	0	0	0	0
EST	0	0	0	0	0	0	0	0	0	0
LVA	0	0	0	0	0	0	0	0	0	0
LTU	0	0	0	0	0	0	0	0	0	0
USA	0	0	0	0	0	0	0	0	0	2
E/DEU	0	0	0	0	0	236	0	0	0	0
E/DNK	0	0	0	0	0	0	0	0	0	0
E/ESP	89915	76324	42403	38338	16616	9880	8827	5813	13871	8999
E/FRA-M	20	0	5	0	0	303	0	2	316	0
E/GBR	0	119	50	173	0	0	0	8	0	0
E/IRL	0	0	0	0	0	0	0	0	0	0
E/ITA	0	0	0	0	0	0	0	0	0	0
E/PRT	6589	11537	7759	6602	5560	2620	1742	641	1140	1145
OTHERS	0	0	0	0	0	0	0	0	0	0
TOTAL	126234	103423	80429	73389	44174	24283	17604	14718	27940	19993

COUNTRY	1981	1982	1983	1984	1985	1986	1987	1988	1989	1990
BGR	0	0	0	0	0	0	0	0	0	0
CAN	6096	10185	11374	8705	18179	18035	18652	19727	13433	10704
CUB	1	3	1	11	126	46	0	0	1	6
DDR	0	0	0	0	0	0	0	0	0	0
FRA-SP	311	37	431	122	0	206	256	0	313	0
FRO	359	486	(306)	0	249	106	0	82	0	372
GRL	0	0	0	0	0	0	0	0	0	0
ISL	0	0	0	0	0	0	0	0	0	0
JPN	0	16	0	1	0	1	14	164	391	350
KOR-S	0	66	32	46	3	337	123	93	41	112
NOR	0	0	0	0	0	133	0	0	0	0
POL	0	0	0	0	0	0	0	0	0	0
ROM	0	0	0	0	0	0	0	0	0	0
SUN	3187	3985	3238	3306	3968	1181	764	2973	108	18
RUS	0	0	0	0	0	0	0	0	0	0
EST	0	0	0	0	0	0	0	0	0	0
LVA	0	0	0	0	0	0	0	0	0	0
LTU	0	0	0	0	0	0	0	0	0	0
USA	0	0	0	0	84	315	217	267	111	7
E/DEU	0	0	0	0	0	0	0	0	0	0
E/DNK	0	0	0	0	0	0	0	0	0	0
E/ESP	13299	14361	12320	13590	13682	23395	15788	15889	17904	4678
E/FRA-M	0	0	10	251	0	0	1697	20	0	0
E/GBR	0	0	0	0	0	0	0	0	0	0
E/IRL	0	0	0	0	0	0	0	0	0	0
E/ITA	0	0	0	0	0	0	0	0	0	0
E/PRT	1091	2466	1108	1071	608	6890	4108	3927	913	2147
OTHERS	0	0	0	0	0	0	0	0	0	0
TOTAL	24344	31605	28820	27103	36899	50645	41619	43150	33215	18394

For quantities in parentheses, nominal catches were not reported by divisions; these have been allocated on the basis of the catches by other countries which reported by divisions.

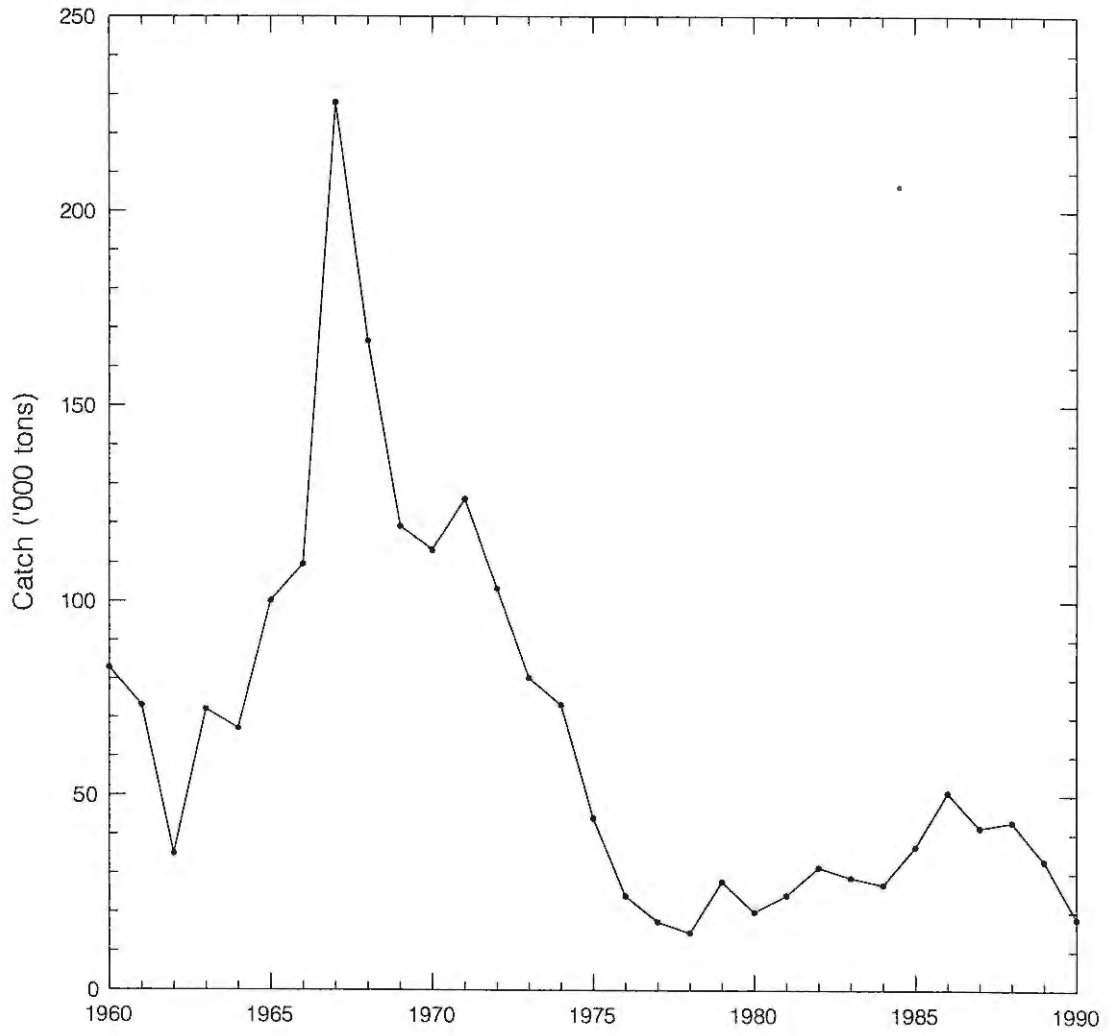


FIG. 5. NOMINAL CATCHES FOR COD IN DIV. 3NO.

TABLE 6. NOMINAL CATCHES FOR COD IN SUBDIV. 3PS.

COUNTRY	1960	1961	1962	1963	1964	1965	1966	1967	1968	1969	1970
BGR	0	0	0	0	0	0	0	0	0	0	0
CAN	46934	38556	32538	31877	26428	29564	29841	31451	30061	25127	30226
CUB	0	0	0	0	0	0	17	0	0	0	0
DDR	0	0	0	(1341)	(1539)	(31)	0	148	1	0	0
FRA-SP	3634	4140	2241	1757	2097	2570	3207	2244	880	2477	1970
FRO	(1530)	(1012)	(621)	(1523)	(2169)	(1561)	(1931)	(1394)	(1705)	(2062)	(1325)
GRL	0	0	0	0	0	0	0	0	0	0	0
ISL	0	0	0	0	0	0	0	0	0	0	0
JPN	0	0	(3)	(5)	(476)	0	0	0	2	5	1
KOR-S	0	0	0	0	0	0	0	0	0	0	0
NOR	(708)	(476)	(272)	(2160)	(936)	(702)	(270)	(361)	(1393)	(2878)	(4715)
POL	13	0	0	32	0	0	0	0	0	6	0
ROM	0	0	0	0	0	0	0	0	0	0	0
SUN	0	0	(3)	0	0	1	666	0	15512	2866	2693
RUS	0	0	0	0	0	0	0	0	0	0	0
EST	0	0	0	0	0	0	0	0	0	0	0
LVA	0	0	0	0	0	0	0	0	0	0	0
LTU	0	0	0	0	0	0	0	0	0	0	0
USA	0	0	0	0	0	0	0	0	0	0	0
E/DEU	0	0	0	0	0	14	0	0	0	0	0
E/DNK	0	0	0	0	0	0	0	0	0	0	0
E/ESP	17223	21015	10289	10826	15216	13404	23678	20851	26868	28141	35750
E/FRA-M	2460	11490	4138	324	2777	1781	4607	3204	1126	15	35
E/GBR	2123	3434	1560	1717	4760	2226	1471	2141	0	165	0
E/IRL	0	0	0	0	0	0	0	0	0	0	0
E/ITA	(2)	(631)	(32)	0	0	0	0	0	0	0	0
E/PRT	(2658)	(6070)	(3542)	209	169	0	519	980	8	57	143
OTHERS	0	0	0	0	0	0	0	0	0	0	0
TOTAL	77285	86824	55239	51821	56567	51854	66207	62774	77556	63799	76858

COUNTRY	1971	1972	1973	1974	1975	1976	1977	1978	1979	1980
BGR	0	0	0	0	0	0	0	0	0	0
CAN	36039	22851	24637	20426	15195	23308	29259	22342	26657	32951
CUB	0	0	0	0	0	0	0	0	0	0
DDR	0	2	0	0	0	0	0	0	0	0
FRA-SP	1651	1436	1165	948	775	904	1252	1974	4289	1936
FRO	(283)	685	99	153	12	29	0	0	0	0
GRL	0	0	0	0	0	0	0	0	0	0
ISL	0	2	0	0	0	0	0	0	0	0
JPN	0	0	0	0	0	0	0	0	0	0
KOR-S	0	0	0	0	0	0	0	0	0	0
NOR	(2223)	(502)	1372	1498	468	1061	0	45	0	0
POL	1	0	100	0	0	0	0	0	0	0
ROM	0	6	0	0	0	0	0	0	0	0
SUN	271	70	3976	2138	1788	917	0	0	0	0
RUS	0	0	0	0	0	0	0	0	0	0
EST	0	0	0	0	0	0	0	0	0	0
LVA	0	0	0	0	0	0	0	0	0	0
LTU	0	0	0	0	0	0	0	0	0	0
USA	0	0	0	0	0	0	0	0	0	0
E/DEU	0	0	0	0	0	0	0	0	0	0
E/DNK	0	0	0	0	0	0	0	0	0	0
E/ESP	19169	18550	19952	14937	12234	9236	0	0	0	0
E/FRA-M	2730	0	0	5366	3549	1501	1734	2860	2060	2681
E/GBR	0	0	160	0	2	0	0	0	0	0
E/IRL	0	0	0	0	0	0	0	0	0	0
E/ITA	0	0	0	0	0	0	0	0	0	0
E/PRT	81	109	1180	1246	1350	177	0	0	0	0
OTHERS	0	0	0	0	0	0	0	0	0	0
TOTAL	62448	44213	52641	46712	35373	37133	32245	27221	33006	37568

COUNTRY	1981	1982	1983	1984	1985	1986	1987	1988	1989	1990
BGR	0	0	0	0	0	0	0	0	0	0
CAN	31085	26938	28595	25729	32859	32002	33385	25707	28667	26476
CUB	0	0	0	0	0	0	0	0	0	0
DDR	0	0	0	0	0	0	0	0	0	0
FRA-SP	4101	4780	4494	3683	3975	14042	15854	10293	9981	0
FRO	0	0	0	0	0	0	0	0	0	0
GRL	0	0	0	0	0	0	0	0	0	0
ISL	0	0	0	0	0	0	0	0	0	0
JPN	0	0	0	0	0	0	0	4	0	0
KOR-S	0	0	0	0	0	0	0	0	0	0
NOR	0	0	0	0	0	7	0	0	0	0
POL	0	0	0	0	0	0	0	0	0	0
ROM	0	0	0	0	0	0	0	0	0	0
SUN	0	0	0	0	0	0	0	0	0	0
RUS	0	0	0	0	0	0	0	0	0	0
EST	0	0	0	0	0	0	0	0	0	0
LVA	0	0	0	0	0	0	0	0	0	0
LTU	0	0	0	0	0	0	0	0	0	0
USA	0	0	0	0	0	0	0	0	0	0
E/DEU	0	0	0	0	0	0	0	0	0	0
E/DNK	0	0	0	0	0	0	0	0	0	0
E/ESP	0	0	0	0	0	0	0	0	0	0
E/FRA-M	3706	2184	5362	7538	14533	11939	9965	7373	892	0
E/GBR	0	0	0	0	0	0	0	0	0	0
E/IRL	0	0	0	0	0	0	0	0	0	0
E/ITA	0	0	0	0	0	0	0	0	0	0
E/PRT	0	0	0	0	0	0	0	0	0	0
OTHERS	0	0	0	0	0	0	0	0	0	0
TOTAL	38892	33902	38451	36950	51367	57990	59204	43377	39540	26476

For quantities in parentheses, nominal catches were not reported by divisions; these have been allocated on the basis of the catches by other countries which reported by divisions.

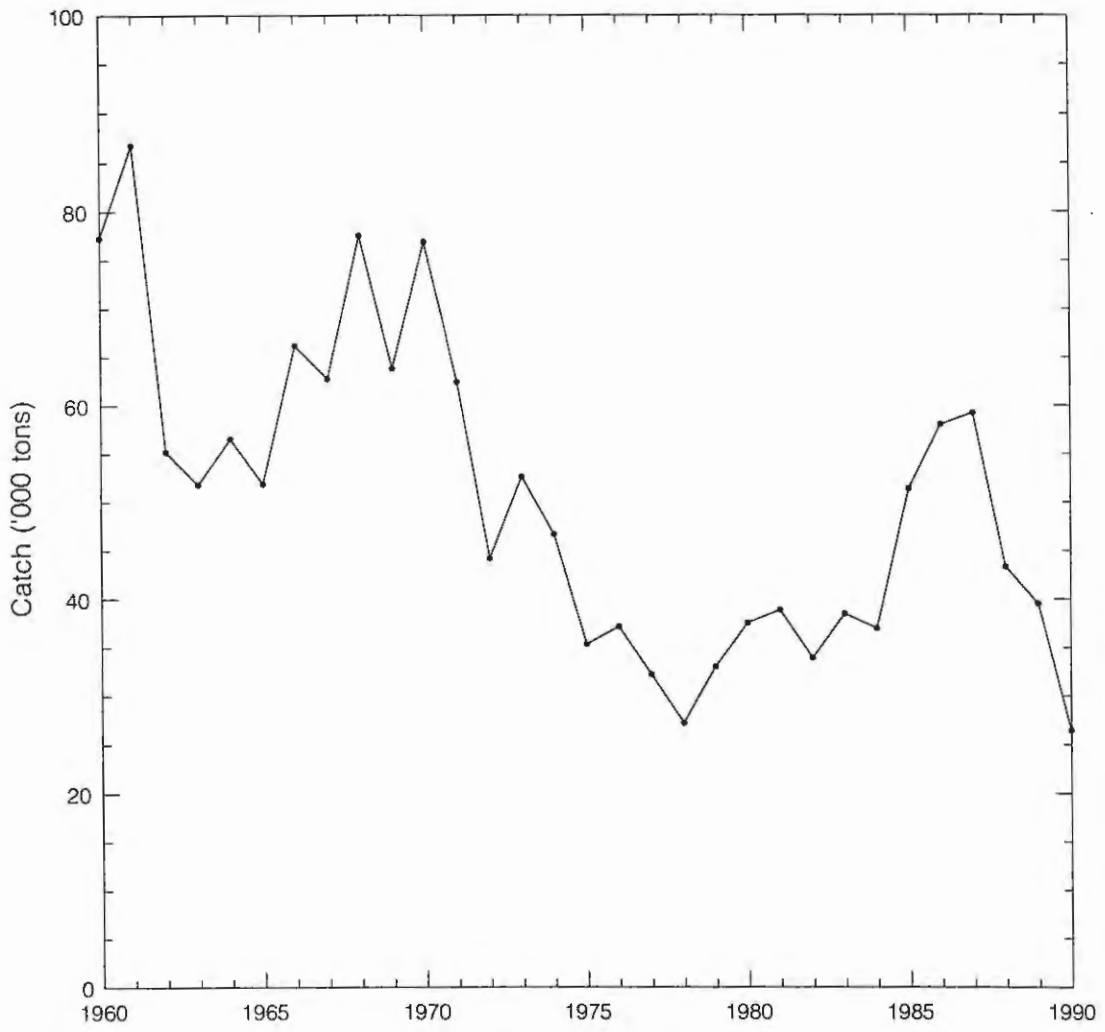


FIG. 6. NOMINAL CATCHES FOR COD IN SUBDIV. 3PS.

TABLE 7. NOMINAL CATCHES FOR COD IN SUBDIV. 3PN + DIV. 4RS.

COUNTRY	1960	1961	1962	1963	1964	1965	1966	1967	1968	1969	1970
BGR	0	0	0	0	0	0	0	0	0	0	0
CAN	44479	38226	46662	49740	41983	37447	36758	37364	50569	50437	48222
CUB	0	0	0	0	0	0	0	0	0	0	0
DDR	0	0	0	(609)	(477)	(11)	0	0	0	0	0
FRA-SP	4	0	0	0	38	347	450	1	199	171	121
FRO	(241)	(465)	(292)	(693)	(651)	(567)	(446)	(465)	(341)	(187)	(3197)
GRL	0	0	0	0	0	0	0	0	0	0	0
ISL	0	0	0	0	387	0	448	0	0	0	0
JPN	0	0	(3)	(77)	(143)	0	0	0	0	0	0
KOR-S	0	0	0	0	0	0	0	0	0	0	0
NOR	(111)	(219)	(127)	(151)	(150)	(255)	(62)	(120)	(279)	(262)	(337)
POL	2	0	0	0	0	0	9	0	0	0	0
ROM	0	0	0	0	0	0	0	0	0	0	0
SUN	0	0	(1)	12	213	0	0	4479	0	0	0
RUS	0	0	0	0	0	0	0	0	0	0	0
EST	0	0	0	0	0	0	0	0	0	0	0
LVA	0	0	0	0	0	0	0	0	0	0	0
LTU	0	0	0	0	0	0	0	0	0	0	0
USA	0	0	0	0	1	0	0	0	0	0	3
E/DEU	0	0	0	0	0	0	0	0	0	0	0
E/DNK	0	0	0	0	0	0	0	0	0	0	0
E/ESP	9187	17999	14761	8783	8469	1685	2772	6318	5002	2837	8435
E/FRA-M	25682	27816	10850	3776	18297	15290	13262	17104	26170	16365	30393
E/GBR	496	0	0	0	236	430	135	5501	146	0	0
E/IRL	0	0	0	0	0	0	0	0	0	0	0
E/ITA	108	(290)	(201)	0	0	0	0	0	0	0	0
E/PRT	(14766)	(16465)	(14429)	12435	14610	13729	11251	8545	7585	1330	18291
OTHERS	0	0	0	0	0	0	0	0	0	0	0
TOTAL	95076	101480	87326	76276	85655	69761	65593	79897	90291	71589	108999

COUNTRY	1971	1972	1973	1974	1975	1976	1977	1978	1979	1980
BGR	0	0	0	0	0	0	0	0	0	0
CAN	35336	30852	28569	34171	28589	42706	55428	62735	69008	88183
CUB	0	0	0	0	0	0	0	0	0	0
DDR	0	0	0	0	0	0	0	0	0	0
FRA-SP	95	6	109	956	936	1221	2146	2022	2172	850
FRO	(2734)	1847	2593	3148	1672	6055	0	0	0	0
GRL	0	0	0	0	0	0	0	0	0	0
ISL	0	0	0	0	0	0	0	0	0	0
JPN	0	0	0	0	0	0	0	0	0	0
KOR-S	0	0	0	0	0	0	0	0	0	0
NOR	(372)	(126)	(198)	24	0	0	0	0	0	0
POL	0	0	0	0	0	0	0	0	0	0
ROM	0	0	0	0	0	0	0	0	0	0
SUN	0	0	0	0	0	0	0	0	0	0
RUS	0	0	0	0	0	0	0	0	0	0
EST	0	0	0	0	0	0	0	0	0	0
LVA	0	0	0	0	0	0	0	0	0	0
LTU	0	0	0	0	0	0	0	0	0	0
USA	5	0	0	0	0	0	0	0	0	0
E/DEU	0	0	0	0	0	0	0	0	0	0
E/DNK	0	0	0	0	0	0	0	0	0	0
E/ESP	5877	1964	1017	1507	0	0	0	0	0	0
E/FRA-M	24363	13322	17533	15678	16219	16866	15992	13749	11597	8546
E/GBR	0	612	0	27	0	0	0	0	0	0
E/IRL	0	0	0	0	0	0	0	0	0	0
E/ITA	0	0	0	0	0	0	0	0	0	0
E/PRT	18134	9634	15984	10925	12817	10133	0	0	0	0
OTHERS	0	0	0	0	0	0	0	0	0	0
TOTAL	86916	58363	66003	66436	60233	76981	73566	78506	82777	97579

COUNTRY	1981	1982	1983	1984	1985	1986	1987	1988	1989	1990
BGR	0	0	0	0	0	0	0	0	0	0
CAN	85403	92926	95396	92020	79104	69695	65012	47952	44332	37463
CUB	0	0	0	0	0	0	0	0	0	0
DDR	0	0	0	0	0	0	0	0	0	0
FRA-SP	2173	1747	1509	3814	1973	2695	1535	0	2587	0
FRO	0	0	0	0	0	0	0	0	0	0
GRL	0	0	0	0	0	0	0	0	0	0
ISL	0	0	0	0	0	0	0	0	0	0
JPN	0	0	0	0	0	0	0	0	0	0
KOR-S	0	0	0	0	0	0	0	0	0	0
NOR	0	0	0	0	0	0	0	0	0	0
POL	0	0	0	0	0	0	0	0	0	0
ROM	0	0	0	0	0	0	0	0	0	0
SUN	0	0	0	0	0	0	0	0	0	0
RUS	0	0	0	0	0	0	0	0	0	0
EST	0	0	0	0	0	0	0	0	0	0
LVA	0	0	0	0	0	0	0	0	0	0
LTU	0	0	0	0	0	0	0	0	0	0
USA	0	0	0	0	0	0	0	0	0	0
E/DEU	0	0	0	0	0	0	0	0	0	0
E/DNK	0	0	0	0	0	0	0	0	0	0
E/ESP	0	0	0	0	0	0	0	0	0	0
E/FRA-M	10335	10266	9175	7809	7212	10427	0	0	0	0
E/GBR	0	0	0	0	0	0	0	0	0	0
E/IRL	0	0	0	0	0	0	0	0	0	0
E/ITA	0	0	0	0	0	0	0	0	0	0
E/PRT	0	0	0	0	0	0	0	0	0	0
OTHERS	0	0	0	0	0	0	0	0	0	0
TOTAL	97911	104939	106080	103643	88289	82817	66547	47952	46919	37463

For quantities in parentheses, nominal catches were not reported by divisions; these have been allocated on the basis of the catches by other countries which reported by divisions.

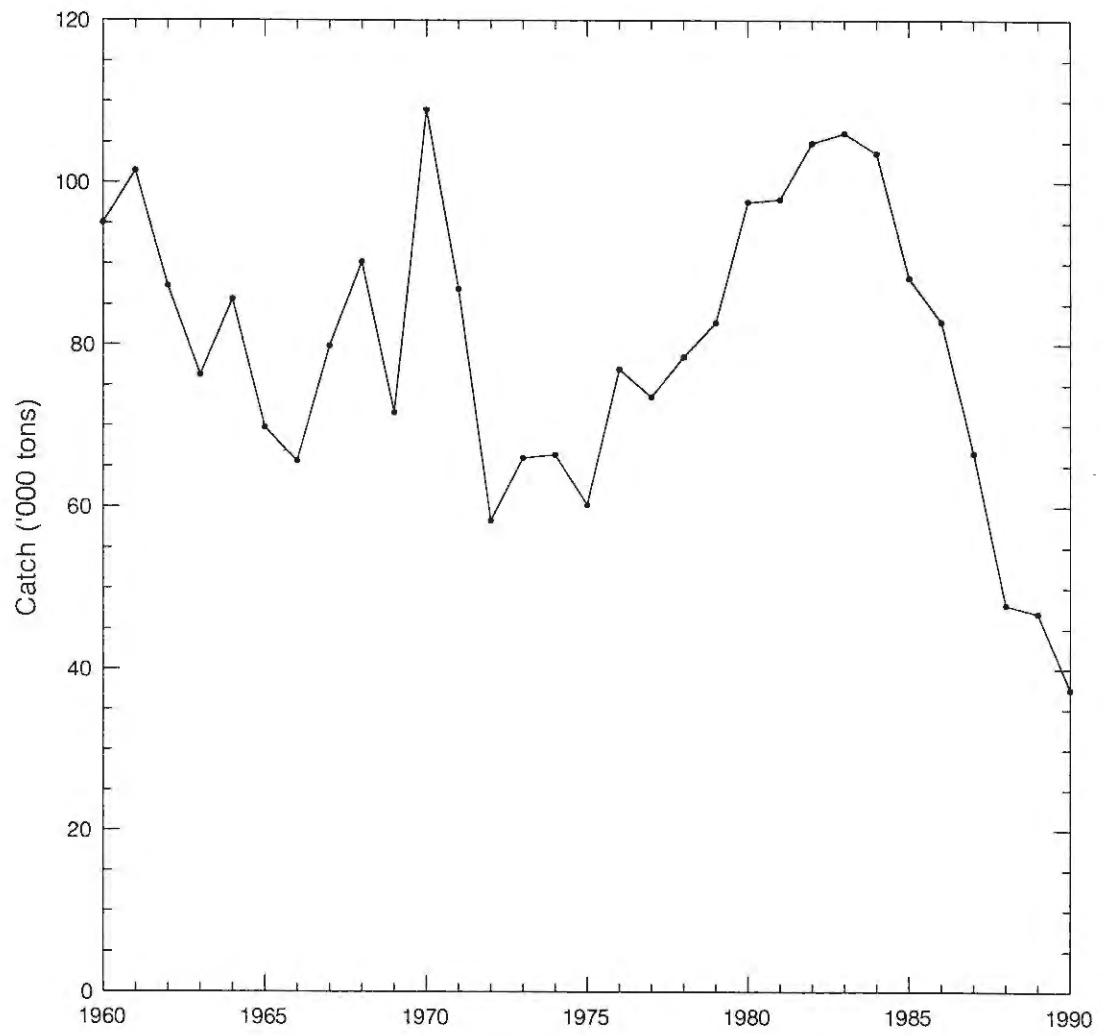


FIG. 7. NOMINAL CATCHES FOR COD IN SUBDIV. 3PN + DIV. 4RS.

TABLE 8. NOMINAL CATCHES FOR COD IN SUBDIV. 4VN (JAN-APR) + DIV. 4T.

COUNTRY	1960	1961	1962	1963	1964	1965	1966	1967	1968	1969	1970
BGR	0	0	0	0	0	0	0	0	0	0	0
CAN	40452	42453	51574	53663	49994	56341	47665	35786	43681	46049	47354
CUB	0	0	0	0	0	0	34	0	0	0	0
DDR	0	0	0	0	(9)	0	0	18	0	0	0
FRA-SP	1	1	0	0	438	1040	929	0	398	77	6
FRO	0	0	0	0	0	0	0	0	0	0	(2248)
GRL	0	0	0	0	0	0	0	0	0	0	0
ISL	0	0	0	0	0	0	0	0	0	0	0
JPN	0	0	(2)	(65)	0	0	0	0	0	0	0
KOR-S	0	0	0	0	0	0	0	0	0	0	0
NOR	0	0	0	0	0	0	128	0	0	0	0
POL	0	0	0	0	0	0	0	0	0	0	0
ROM	0	0	0	0	0	0	0	0	0	0	0
SUN	0	0	(211)	0	0	0	0	9	0	0	0
RUS	0	0	0	0	0	0	0	0	0	0	0
EST	0	0	0	0	0	0	0	0	0	0	0
LVA	0	0	0	0	0	0	0	0	0	0	0
LTU	0	0	0	0	1	0	0	0	0	0	0
USA	0	0	0	1	1	0	0	0	0	0	1
E/DEU	0	0	0	0	0	0	0	0	0	0	0
E/DNK	0	0	0	0	0	0	0	0	0	0	0
E/ESP	8526	7883	6941	11814	8644	2962	2185	3281	2317	1060	11666
E/FRA-M	13276	13272	5213	228	1356	1132	3806	1879	130	326	2964
E/GBR	35	0	0	0	170	160	0	258	0	0	0
E/IRL	0	0	0	0	0	0	0	0	0	0	0
E/ITA	(340)	0	(228)	0	0	0	0	0	0	0	0
E/PRT	(3927)	(1974)	(2700)	4496	0	1392	138	85	25	307	2474
OTHERS	0	0	0	0	0	0	0	0	0	0	0
TOTAL	66557	65583	66869	70267	60618	63027	54885	41316	46551	47819	66713

COUNTRY	1971	1972	1973	1974	1975	1976	1977	1978	1979	1980
BGR	0	0	0	0	0	0	0	0	0	0
CAN	47560	47115	33623	29003	31448	27679	21964	34439	53157	45612
CUB	0	0	0	0	0	0	0	0	0	0
DDR	0	0	0	0	0	0	0	0	0	0
FRA-SP	6	65	305	273	1212	2157	255	803	765	1754
FRO	(942)	3114	1239	1577	1240	636	0	0	0	0
GRL	0	0	0	0	0	0	0	0	0	0
ISL	0	0	0	0	0	0	0	0	0	0
JPN	0	0	0	0	0	0	0	0	0	0
KOR-S	0	0	(96)	702	0	0	0	0	0	0
NOR	0	1	0	0	0	0	0	0	0	0
POL	0	0	0	0	0	0	0	0	0	0
ROM	0	0	0	0	0	0	0	0	0	0
SUN	0	0	0	0	0	0	0	0	0	0
RUS	0	0	0	0	0	0	0	0	0	0
EST	0	0	0	0	0	0	0	0	0	0
LVA	0	0	0	0	0	0	0	0	0	0
LTU	0	0	0	0	0	0	0	0	0	0
USA	0	73	0	0	0	0	0	0	0	0
E/DEU	0	0	0	233	0	0	0	0	0	0
E/DNK	0	0	0	0	0	0	0	0	0	0
E/ESP	8063	6300	3860	2227	3440	1858	0	0	0	0
E/FRA-M	620	8036	8607	5958	4326	709	0	2650	2074	7268
E/GBR	0	82	0	0	0	0	0	0	0	0
E/IRL	0	0	0	0	0	0	0	0	0	0
E/ITA	0	0	0	0	0	0	0	0	0	0
E/PRT	126	2945	3001	8774	805	376	0	0	0	0
OTHERS	0	0	0	0	0	0	0	0	0	0
TOTAL	57317	67731	50731	48747	42471	33415	22219	37892	55996	54634

COUNTRY	1981	1982	1983	1984	1985	1986	1987	1988	1989	1990
BGR	0	0	0	0	0	0	0	0	0	0
CAN	57059	51377	55791	48894	55374	57063	50001	52058	52268	50350
CUB	0	0	0	0	0	0	0	0	0	0
DDR	0	0	0	0	0	0	0	0	0	0
FRA-SP	1795	1698	1096	2123	1452	1499	1125	0	530	0
FRO	0	0	0	0	0	0	0	0	0	0
GRL	0	0	0	0	0	0	0	0	0	0
ISL	0	0	0	0	0	0	0	0	0	0
JPN	0	0	0	0	2	0	0	0	0	0
KOR-S	0	0	0	0	0	0	0	0	0	0
NOR	0	0	0	0	0	0	0	0	0	0
POL	0	0	0	0	0	0	0	0	0	0
ROM	0	0	0	0	0	0	0	0	0	0
SUN	0	0	0	0	0	0	0	0	0	0
RUS	0	0	0	0	0	0	0	0	0	0
EST	0	0	0	0	0	0	0	0	0	0
LVA	0	0	0	0	0	0	0	0	0	0
LTU	0	0	0	0	0	0	0	0	0	0
USA	0	0	0	0	0	0	0	0	0	0
E/DEU	0	0	0	0	0	0	0	0	0	0
E/DNK	0	0	0	0	0	0	0	0	0	0
E/ESP	0	0	0	0	0	0	0	0	0	0
E/FRA-M	6323	5118	4408	4347	5310	5213	0	0	0	0
E/GBR	0	0	0	0	0	0	0	0	0	0
E/IRL	0	0	0	0	0	0	0	0	0	0
E/ITA	0	0	0	0	0	0	0	0	0	0
E/PRT	0	0	0	0	0	0	0	0	0	0
OTHERS	0	0	0	0	0	0	0	0	0	0
TOTAL	65177	58193	61295	55364	62138	63775	51126	52058	52798	50350

For quantities in parentheses, nominal catches were not reported by divisions; these have been allocated on the basis of the catches by other countries which reported by divisions.

FAROE ISLANDS - Catches reported as month NK and are assumed to be made during the January to April period.

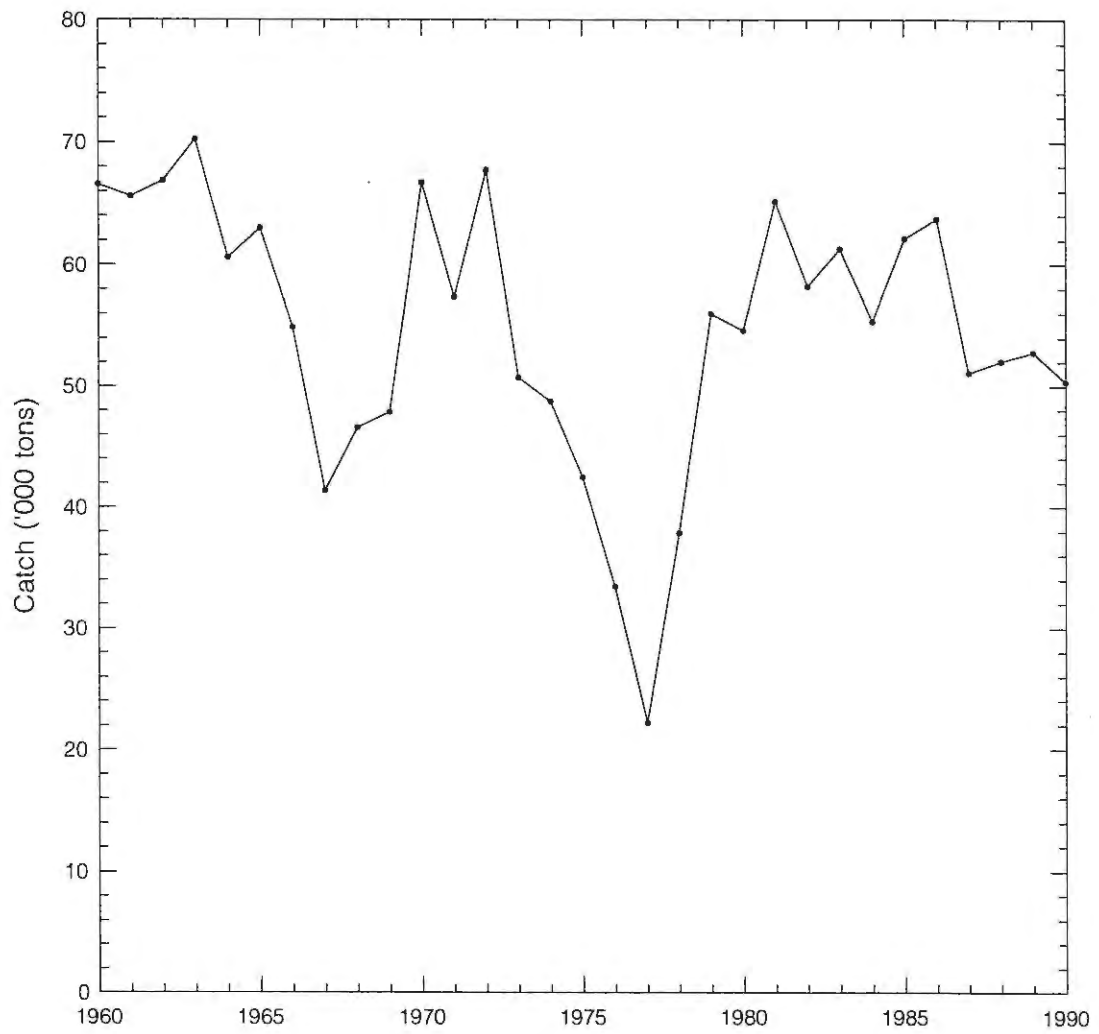


FIG. 8. NOMINAL CATCHES FOR COD IN SUBDIV. 4VN (JAN-APR) + DIV. 4T.

TABLE 9. NOMINAL CATCHES FOR COD IN SUBDIV. 4VN (MAY-DEC).

COUNTRY	1960	1961	1962	1963	1964	1965	1966	1967	1968	1969	1970
BGR	0	0	0	0	0	0	0	0	0	0	0
CAN	4215	3917	7787	7213	9420	9127	9075	7290	6342	8373	8701
CUB	0	0	0	0	0	0	0	0	0	0	0
DDR	0	0	0	0	(7)	(1)	0	15	0	0	0
FRA-SP	0	0	0	0	707	19	0	0	32	85	0
FRO	0	0	0	0	0	0	0	0	0	0	0
GRL	0	0	0	0	0	0	0	0	0	0	0
ISL	0	0	(1)	(7)	0	0	0	0	0	0	0
JPN	0	0	0	0	0	0	0	0	0	0	0
KOR-S	0	0	0	0	0	0	0	0	0	0	0
NOR	0	0	0	0	0	0	0	0	0	0	0
POL	0	0	0	0	0	0	0	0	0	71	7
ROM	0	0	0	0	0	0	0	0	0	0	0
SUN	0	0	0	32	3	415	543	0	0	0	0
RUS	0	0	0	0	0	0	0	0	0	0	0
EST	0	0	0	0	0	0	0	0	0	0	0
LVA	0	0	0	0	0	0	0	0	0	0	0
LTU	0	0	0	0	0	0	0	0	0	0	0
USA	5	3	0	1	0	0	0	0	0	0	5
E/DEU	0	0	0	0	0	0	0	0	0	0	0
E/DNK	0	0	0	0	0	0	0	0	0	0	0
E/ESP	159	134	52	162	121	304	45	320	666	611	1141
E/FRA-M	18	0	429	0	0	1660	210	0	12	0	34
E/GBR	0	0	0	0	0	0	0	0	0	0	0
E/IRL	0	0	0	0	0	0	0	0	0	0	0
E/ITA	0	0	0	0	0	0	0	0	0	0	0
E/PRT	(854)	(451)	(562)	229	320	465	0	0	0	0	0
OTHERS	0	0	0	0	0	0	0	0	0	0	0
TOTAL	5251	4505	8831	7644	10578	11991	9873	7625	7052	9140	9888

COUNTRY	1971	1972	1973	1974	1975	1976	1977	1978	1979	1980
BGR	0	0	0	0	0	0	0	0	0	0
CAN	8469	6731	5245	4836	3363	5746	7786	5496	6301	9976
CUB	0	0	0	0	0	0	0	0	0	0
DDR	0	0	0	0	0	0	0	0	0	0
FRA-SP	1	3	0	0	0	211	135	53	73	214
FRO	0	0	0	0	0	0	0	0	0	0
GRL	0	0	0	0	0	0	0	0	0	0
ISL	0	0	0	0	0	0	0	0	0	0
JPN	0	0	0	0	0	0	0	0	0	0
KOR-S	0	0	0	0	0	0	0	0	0	0
NOR	0	0	(109)	137	186	0	0	0	0	0
POL	0	0	0	0	0	0	0	0	0	0
ROM	0	0	0	0	0	0	0	0	0	0
SUN	0	0	0	0	0	0	0	0	0	0
RUS	0	0	0	0	0	0	0	0	0	0
EST	0	0	0	0	0	0	0	0	0	0
LVA	0	0	0	0	0	0	0	0	0	0
LTU	0	0	0	0	0	0	0	0	0	0
USA	0	0	0	0	0	0	0	0	0	0
E/DEU	0	0	73	14	0	0	0	0	0	0
E/DNK	0	0	0	0	0	0	0	0	0	0
E/ESP	2161	1171	241	852	89	0	0	0	0	0
E/FRA-M	0	742	0	0	0	0	0	0	0	0
E/GBR	0	0	0	61	0	0	0	0	0	0
E/IRL	0	0	0	0	0	0	0	0	0	0
E/ITA	0	0	0	0	0	0	0	0	0	0
E/PRT	0	526	189	84	360	0	0	0	0	0
OTHERS	0	0	0	0	0	0	0	0	0	0
TOTAL	10631	9173	5857	5984	3998	5957	7921	5549	6374	10190

COUNTRY	1981	1982	1983	1984	1985	1986	1987	1988	1989	1990
BGR	0	0	0	0	0	0	0	0	0	0
CAN	12476	12101	9242	10558	12491	11849	10541	9001	7475	5110
CUB	0	0	0	0	0	0	0	0	0	0
DDR	0	0	0	0	0	0	0	0	0	0
FRA-SP	172	232	34	0	0	4	10	0	0	0
FRO	0	0	0	0	0	0	0	0	0	0
GRL	0	0	0	0	0	0	0	0	0	0
ISL	0	0	0	0	0	0	0	0	0	0
JPN	0	0	0	1	3	1	1	0	0	0
KOR-S	0	0	0	0	0	0	0	0	0	0
NOR	0	0	0	0	0	0	0	0	0	0
POL	0	0	0	0	0	0	0	0	0	0
ROM	0	0	0	0	0	0	0	0	0	0
SUN	0	0	0	0	0	0	0	0	0	0
RUS	0	0	0	0	0	0	0	0	0	0
EST	0	0	0	0	0	0	0	0	0	0
LVA	0	0	0	0	0	0	0	0	0	0
LTU	0	0	0	0	0	0	0	0	0	0
USA	0	0	0	0	0	0	0	0	0	0
E/DEU	0	0	0	0	0	0	0	0	0	0
E/DNK	0	0	0	0	0	0	0	0	0	0
E/ESP	0	0	0	0	0	0	0	0	0	0
E/FRA-M	0	0	136	0	0	0	0	0	0	0
E/GBR	0	0	0	0	0	0	0	0	0	0
E/IRL	0	0	0	0	0	0	0	0	0	0
E/ITA	0	0	0	0	0	0	0	0	0	0
E/PRT	0	0	0	0	0	0	0	0	0	0
OTHERS	0	0	0	0	0	0	0	0	0	0
TOTAL	12648	12333	9412	10559	12494	11854	10552	9001	7475	5110

For quantities in parentheses, nominal catches were not reported by divisions; these have been allocated on the basis of the catches by other countries which reported by divisions.

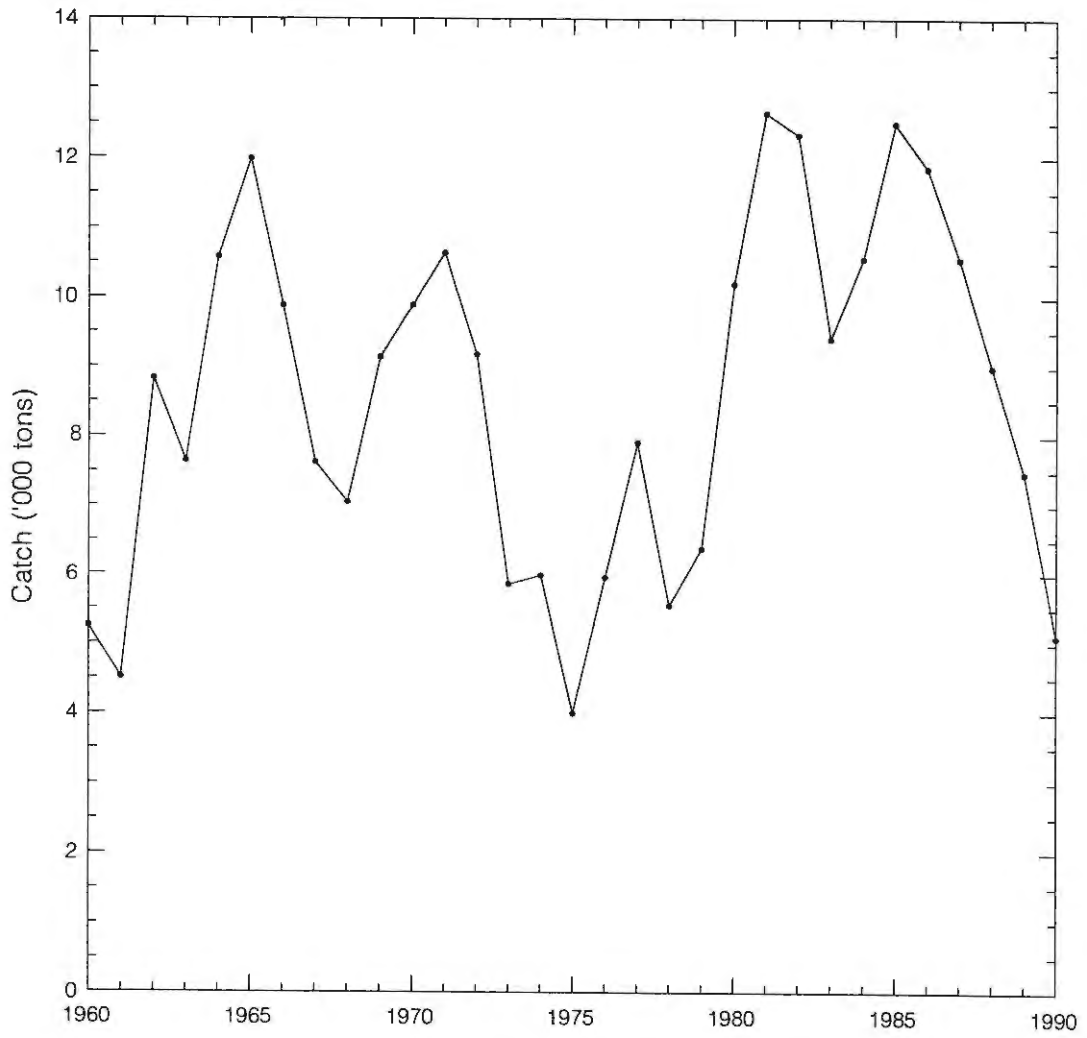


FIG. 9. NOMINAL CATCHES FOR COD IN SUBDIV. 4VN (MAY-DEC).

TABLE 10. NOMINAL CATCHES FOR COD IN SUBDIV. 4VS + DIV. 4W.

COUNTRY	1960	1961	1962	1963	1964	1965	1966	1967	1968	1969	1970
BGR	0	0	0	0	0	0	0	0	0	0	0
CAN	18390	19697	17579	13144	14330	23104	17690	18464	24888	14188	11818
CUB	0	0	0	0	0	355	0	0	0	0	0
DDR	0	0	0	0	(14)	(3)	0	21	0	4	7
FRA-SP	12	0	0	0	0	62	0	0	218	217	10
FRO	0	0	0	0	0	0	0	0	0	0	(1706)
GRL	0	0	0	0	0	0	0	0	0	0	0
ISL	0	0	0	0	136	0	0	0	0	0	0
JPN	0	0	(2)	(66)	0	0	0	1	17	4	1
KOR-S	0	0	0	0	0	0	0	0	0	0	0
NOR	0	0	0	0	0	0	0	0	0	0	0
POL	0	0	0	23	0	69	0	0	28	34	337
ROM	0	0	0	0	0	0	0	0	0	0	0
SUN	0	113	(2172)	9505	7133	7856	5473	1068	4865	2783	2521
RUS	0	0	0	0	0	0	0	0	0	0	0
EST	0	0	0	0	0	0	0	0	0	0	0
LVA	0	0	0	0	0	0	0	0	0	0	0
LTU	0	0	0	0	0	0	0	0	0	0	0
USA	93	42	60	44	37	19	17	8	1	0	108
E/DEU	0	0	0	217	525	33	0	0	0	630	0
E/DNK	0	0	0	0	0	0	0	0	0	0	0
E/ESP	29391	40884	42146	44528	39690	39280	43157	33934	50418	32305	41926
E/FRA-M	1006	3252	2645	72	1010	474	1494	77	7	0	410
E/GBR	0	0	0	23	396	0	339	483	0	0	0
E/IRL	0	0	0	0	0	0	0	0	0	0	0
E/ITA	(160)	0	(197)	0	0	0	0	0	0	0	0
E/PRT	(841)	(2477)	(1009)	617	0	88	0	102	0	0	296
OTHERS	0	0	0	0	0	0	0	0	0	0	0
TOTAL	49893	66465	65810	68239	63271	70988	68525	54158	80442	50165	59140

COUNTRY	1971	1972	1973	1974	1975	1976	1977	1978	1979	1980
BGR	0	0	0	0	4	0	0	0	93	1
CAN	17064	19987	15929	10700	9939	9567	9890	24642	39219	48821
CUB	0	1	23	0	481	587	19	9	14	61
DDR	1	33	0	0	0	0	0	0	0	0
FRA-SP	4	226	113	6	53	169	68	437	0	0
FRO	(730)	6308	2481	703	622	1417	0	0	0	0
GRL	0	0	0	0	0	0	0	0	0	0
ISL	0	0	0	0	0	0	0	0	0	0
JPN	0	22	18	6	0	0	0	8	1	4
KOR-S	0	0	0	0	0	0	0	0	0	0
NOR	0	0	(198)	281	381	26	0	0	0	0
POL	15	0	22	0	0	0	306	0	0	0
ROM	0	0	0	0	0	0	0	0	0	0
SUN	4506	4646	2918	3097	3042	1018	97	218	683	338
RUS	0	0	0	0	0	0	0	0	0	0
EST	0	0	0	0	0	0	0	0	0	0
LVA	0	0	0	0	0	0	0	0	0	0
LTU	0	0	0	0	0	0	0	0	0	0
USA	91	269	48	24	15	5	2	18	0	0
E/DEU	0	0	0	5	5	0	8	1	0	0
E/DNK	0	0	0	0	0	0	0	0	0	0
E/ESP	30864	28542	30883	27384	15611	11090	0	57	2	5
E/FRA-M	0	269	809	29	1814	528	0	0	18	17
E/GBR	0	486	0	42	0	0	0	0	0	0
E/IRL	0	0	0	0	4	0	0	0	0	0
E/ITA	0	0	0	0	0	0	0	15	0	0
E/PRT	18	856	849	1464	546	0	0	0	0	5
OTHERS	0	0	0	0	0	0	0	0	0	0
TOTAL	53293	61645	54291	43741	32517	24407	10390	25405	40030	49252

COUNTRY	1981	1982	1983	1984	1985	1986	1987	1988	1989	1990
BGR	0	0	0	0	0	0	0	0	0	0
CAN	53053	55675	50898	52104	56553	51467	45430	38215	36619	34172
CUB	35	33	59	24	1	2	29	10	33	78
DDR	0	0	0	0	0	0	0	0	0	0
FRA-SP	0	0	0	0	0	0	0	0	0	0
FRO	0	0	0	0	0	0	0	0	0	0
GRL	0	0	0	0	0	0	0	0	0	0
ISL	0	0	0	0	0	0	0	0	0	0
JPN	0	1	3	5	10	27	19	25	7	3
KOR-S	0	0	0	0	0	0	0	0	0	0
NOR	0	0	0	0	0	5	0	0	0	0
POL	0	0	0	0	0	0	0	0	0	0
ROM	0	0	0	0	0	0	0	0	0	0
SUN	630	45	190	110	21	28	25	106	84	150
RUS	0	0	0	0	0	0	0	0	0	0
EST	0	0	0	0	0	0	0	0	0	0
LVA	0	0	0	0	0	0	0	0	0	0
LTU	0	0	0	0	0	0	0	0	0	0
USA	0	0	0	0	0	0	0	0	0	0
E/DEU	0	0	0	0	0	0	0	0	0	0
E/DNK	0	0	0	0	0	0	0	0	0	0
E/ESP	0	0	0	0	0	0	0	0	0	0
E/FRA-M	0	0	0	0	0	0	0	0	0	0
E/GBR	0	0	0	0	0	0	0	0	0	0
E/IRL	0	0	0	0	0	0	0	0	0	0
E/ITA	0	0	0	0	0	0	0	0	0	0
E/PRT	0	0	1230	303	870	0	0	0	0	0
OTHERS	0	0	0	0	0	0	0	0	0	0
TOTAL	53718	55754	52380	52546	57455	51529	45503	38356	36743	34403

For quantities in parentheses, nominal catches were not reported by divisions; these have been allocated on the basis of the catches by other countries which reported by divisions.

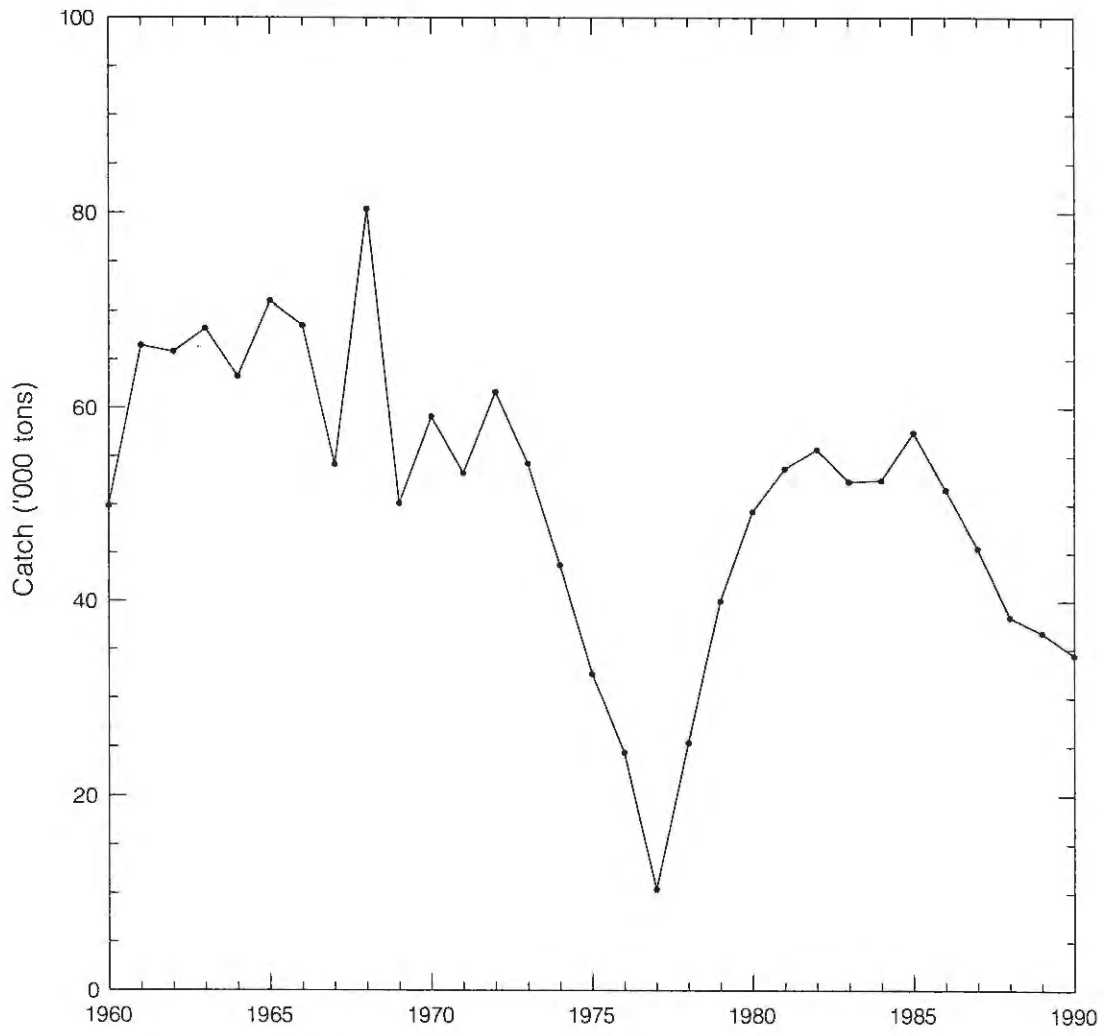


FIG. 10. NOMINAL CATCHES FOR COD IN SUBDIV. 4VS + DIV. 4W.

TABLE 11. NOMINAL CATCHES FOR COD IN DIV. 4X.

COUNTRY	1960	1961	1962	1963	1964	1965	1966	1967	1968	1969	1970
BGR	0	0	0	0	0	0	0	0	0	0	0
CAN	12123	12423	14549	15790	21067	24221	24164	27814	30770	24056	17994
CUB	0	0	0	0	0	0	11	0	0	0	0
DDR	0	0	0	0	(6)	0	1	0	0	0	0
FRA-SP	0	0	0	0	0	0	0	0	24	3	(698)
FRO	0	0	0	0	0	0	0	0	0	0	0
GRL	0	0	0	0	0	0	0	0	0	0	0
ISL	0	0	0	(16)	8	0	0	0	0	0	0
JPN	0	0	0	0	0	0	0	2	3	34	152
KOR-S	0	0	0	0	0	0	0	0	0	0	0
NOR	0	0	0	0	0	0	0	0	0	0	0
POL	0	0	0	0	0	0	4	0	0	0	0
ROM	0	0	0	0	0	0	0	0	0	0	0
SUN	0	9	80	684	2922	1553	4961	667	1061	1	10
RUS	0	0	0	0	0	0	0	0	0	0	0
EST	0	0	0	0	0	0	0	0	0	0	0
LVA	0	0	0	0	0	0	0	0	0	0	0
LTU	0	0	0	0	0	0	0	0	0	0	0
USA	1605	1261	1197	1301	1413	871	966	1445	859	448	499
E/DEU	0	0	0	9	338	125	0	0	0	0	0
E/DNK	0	0	0	0	0	0	0	0	0	0	0
E/ESP	0	2	3	1	0	144	803	2536	2829	8217	3647
E/FRA-M	0	0	0	0	0	0	0	0	0	0	0
E/GBR	0	0	0	0	7	0	0	0	0	0	0
E/IRL	0	0	0	0	0	0	0	0	0	0	0
E/ITA	0	0	(48)	0	0	0	0	0	0	0	0
E/PRT	0	0	0	0	0	0	0	0	0	0	0
OTHERS	0	0	0	0	0	0	0	0	0	1	0
TOTAL	13728	13695	15877	17801	25761	26914	30910	32464	35546	32760	23000

COUNTRY	1971	1972	1973	1974	1975	1976	1977	1978	1979	1980
BGR	0	0	0	0	4	0	0	0	0	0
CAN	20181	20479	20002	19005	19493	16138	21884	23348	28337	30929
CUB	0	0	0	0	0	0	0	1	0	0
DDR	0	0	0	0	0	0	0	0	0	0
FRA-SP	(334)	0	0	0	0	0	0	0	0	0
FRO	0	0	0	0	0	0	0	0	0	0
GRL	0	0	0	0	0	0	0	0	0	0
ISL	0	0	0	0	0	0	0	0	0	0
JPN	6	0	5	0	0	0	0	3	1	10
KOR-S	0	0	0	0	0	0	0	0	0	0
NOR	0	0	(83)	0	1	0	0	0	0	0
POL	0	0	0	0	0	0	0	0	0	0
ROM	0	0	0	0	0	0	0	0	0	0
SUN	337	30	562	119	207	0	4	6	0	94
RUS	0	0	0	0	0	0	0	0	0	0
EST	0	0	0	0	0	0	0	0	0	0
LVA	0	0	0	0	0	0	0	0	0	0
LTU	0	0	0	0	0	0	0	0	0	0
USA	239	323	136	385	483	341	760	279	48	75
E/DEU	0	2	0	15	3	0	0	2	0	0
E/DNK	0	0	0	0	0	0	0	0	0	0
E/ESP	2615	1547	1519	1640	900	175	0	0	0	2
E/FRA-M	0	0	0	5	0	0	185	0	0	0
E/GBR	0	0	0	2	0	0	0	0	0	0
E/IRL	0	0	0	0	0	3	0	0	0	0
E/ITA	0	0	0	0	0	0	0	0	0	0
E/PRT	0	0	0	0	0	0	0	0	0	6
OTHERS	0	0	0	0	0	0	0	0	0	0
TOTAL	23712	22381	22307	21171	21091	16657	22833	23639	28386	31116

COUNTRY	1981	1982	1983	1984	1985	1986	1987	1988	1989	1990
BGR	0	0	0	0	0	0	0	0	0	0
CAN	30790	31529	26413	22163	20009	19171	18976	20038	19857	23682
CUB	0	0	0	0	0	0	0	0	1	0
DDR	0	0	0	0	0	0	0	0	0	0
FRA-SP	0	0	0	0	0	0	0	0	0	0
FRO	0	0	0	0	0	0	0	0	0	0
GRL	0	0	0	0	0	0	0	0	0	0
ISL	0	0	0	0	0	0	0	0	0	0
JPN	5	1	1	0	0	0	0	0	0	0
KOR-S	0	0	0	0	0	0	0	0	0	0
NOR	0	0	0	0	0	0	0	0	0	0
POL	0	0	0	0	0	0	0	0	0	0
ROM	0	0	0	0	0	0	0	0	0	0
SUN	0	0	11	0	0	0	0	0	20	13
RUS	0	0	0	0	0	0	0	0	0	0
EST	0	0	0	0	0	0	0	0	0	0
LVA	0	0	0	0	0	0	0	0	0	0
LTU	0	0	0	0	0	0	0	0	0	0
USA	127	235	293	277	47	68	29	11	16	209
E/DEU	0	0	0	0	0	0	0	0	0	0
E/DNK	0	0	0	0	0	0	0	0	0	0
E/ESP	0	0	0	0	0	0	0	0	0	0
E/FRA-M	0	0	0	0	0	0	0	0	0	0
E/GBR	0	0	0	0	0	0	0	0	0	0
E/IRL	0	0	0	0	0	0	0	0	0	0
E/ITA	0	0	0	0	0	0	0	0	0	0
E/PRT	0	0	0	0	0	0	0	0	0	0
OTHERS	0	0	0	0	0	0	0	0	0	0
TOTAL	30922	31765	26718	22440	20056	19239	19005	20049	19894	23904

For quantities in parentheses, nominal catches were not reported by divisions; these have been allocated on the basis of the catches by other countries which reported by divisions.

OTHERS: 1969 = Israel.

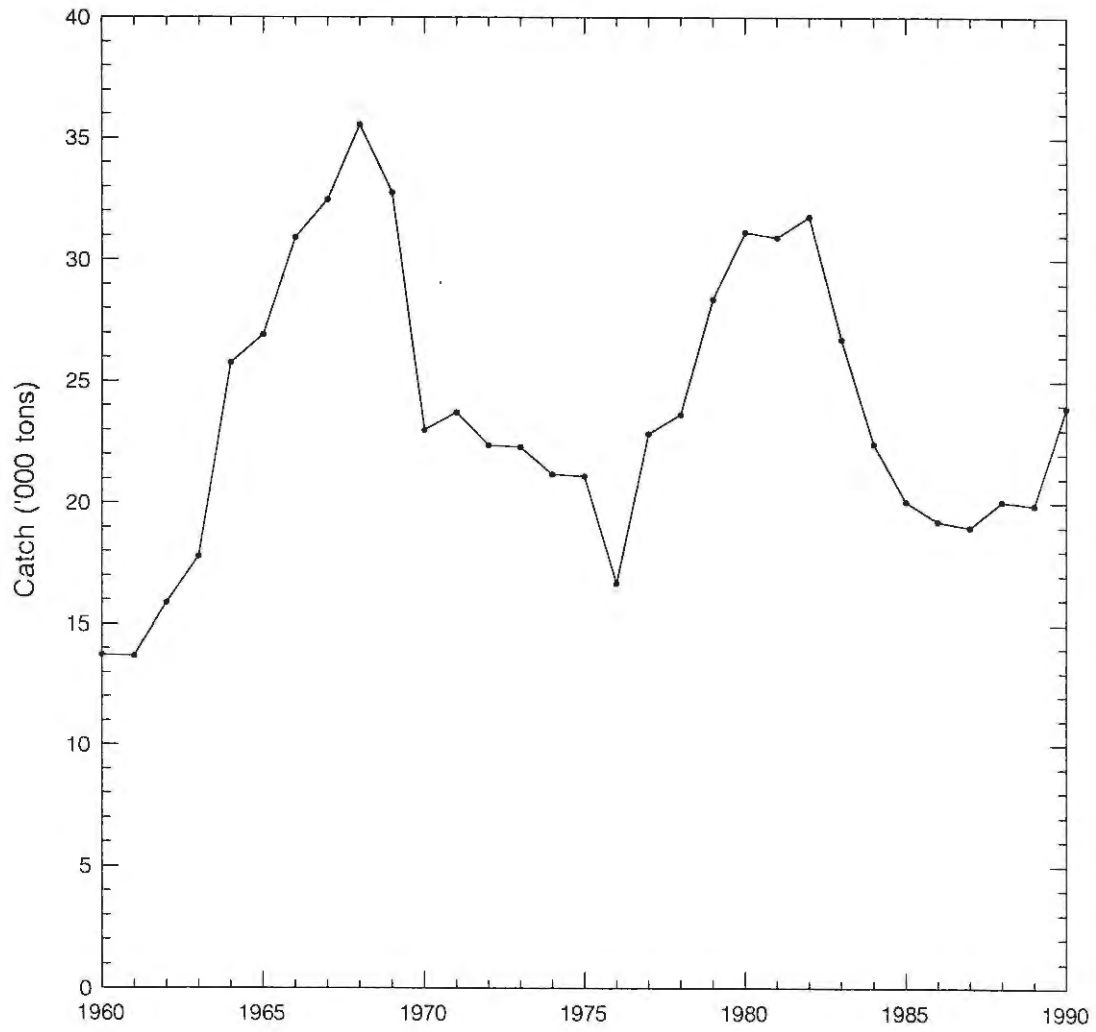


FIG. 11. NOMINAL CATCHES FOR COD IN DIV. 4X.

TABLE 12. NOMINAL CATCHES FOR COD IN DIV. 5Y.

COUNTRY	1960	1961	1962	1963	1964	1965	1966	1967	1968	1969	1970
BGR	0	0	0	0	0	0	0	0	0	0	0
CAN	129	18	83	3	25	148	384	297	61	59	26
CUB	0	0	0	0	0	0	12	0	0	0	0
DDR	0	0	0	0	0	0	0	0	0	2	37
FRA-SP	0	0	0	0	0	0	0	0	0	0	0
FRO	0	0	0	0	0	0	0	0	0	0	0
GRL	0	0	0	0	0	0	0	0	0	0	0
ISL	0	0	0	0	0	0	0	0	0	0	0
JPN	0	0	0	0	0	0	0	0	0	14	0
KOR-S	0	0	0	0	0	0	0	0	0	0	0
NOR	0	0	0	0	0	0	0	0	0	0	0
POL	0	0	0	0	0	0	0	0	0	0	0
ROM	0	0	0	0	0	0	0	0	0	0	0
SUN	0	0	0	133	0	0	0	0	0	0	0
RUS	0	0	0	0	0	0	0	0	0	0	0
EST	0	0	0	0	0	0	0	0	0	0	0
LVA	0	0	0	0	0	0	0	0	0	0	0
LTU	0	0	0	0	0	0	0	0	0	0	0
USA	3561	3300	3037	2616	3226	3780	4008	5676	6360	8157	7812
E/DEU	0	0	0	0	0	0	0	0	0	100	11
E/DNK	0	0	0	0	0	0	0	0	0	0	0
E/ESP	0	0	0	0	0	0	0	0	0	152	375
E/FRA-M	0	0	0	0	0	0	0	0	0	0	0
E/GBR	0	0	0	0	0	0	0	0	0	0	0
E/IRL	0	0	0	0	0	0	0	0	0	0	0
E/ITA	0	0	0	0	0	0	0	0	0	0	0
E/PRT	0	0	0	0	0	0	0	0	0	0	0
OTHERS	0	0	0	0	0	0	0	0	0	0	0
TOTAL	3690	3318	3120	2752	3251	3928	4404	5973	6421	8484	8261

COUNTRY	1971	1972	1973	1974	1975	1976	1977	1978	1979	1980
BGR	0	0	0	0	0	0	0	0	0	0
CAN	119	53	68	120	86	16	106	384	379	161
CUB	0	0	0	0	0	0	0	0	0	0
DDR	0	64	4	0	0	0	0	0	0	0
FRA-SP	0	0	0	0	0	0	0	0	0	0
FRO	0	0	0	0	0	0	0	0	0	0
GRL	0	0	0	0	0	0	0	0	0	0
ISL	0	0	0	0	0	0	0	0	0	0
JPN	0	0	0	0	0	0	0	0	0	0
KOR-S	0	0	0	0	0	0	0	0	0	0
NOR	0	0	0	0	0	0	0	0	0	0
POL	0	0	0	0	0	0	0	0	0	0
ROM	0	0	0	0	0	0	0	0	0	0
SUN	0	11	0	0	0	0	0	0	0	0
RUS	0	0	0	0	0	0	0	0	0	0
EST	0	0	0	0	0	0	0	0	0	0
LVA	0	0	0	0	0	0	0	0	0	0
LTU	0	0	0	0	0	0	0	0	0	0
USA	7380	6776	6069	7639	9032	10285	12603	12716	11851	13732
E/DEU	4	13	5	0	0	0	0	0	0	0
E/DNK	0	0	0	0	0	0	0	0	0	0
E/ESP	159	0	0	4	26	0	0	0	0	0
E/FRA-M	0	0	0	0	0	0	0	0	0	0
E/GBR	0	0	0	1	0	0	0	0	0	0
E/IRL	0	0	0	0	0	0	0	0	0	0
E/ITA	0	0	0	0	0	0	0	0	0	0
E/PRT	0	0	0	0	0	0	0	0	0	0
OTHERS	0	0	0	0	0	0	0	0	0	0
TOTAL	7662	6917	6146	7764	9144	10301	12709	13100	12230	13893

COUNTRY	1981	1982	1983	1984	1985	1986	1987	1988	1989	1990
BGR	0	0	0	0	0	0	0	0	0	0
CAN	599	1369	2752	3088	1443	800	0	0	0	0
CUB	0	0	0	0	0	0	0	0	0	0
DDR	0	0	0	0	0	0	0	0	0	0
FRA-SP	0	0	0	0	0	0	0	0	0	0
FRO	0	0	0	0	0	0	0	0	0	0
GRL	0	0	0	0	0	0	0	0	0	0
ISL	0	0	0	0	0	0	0	0	0	0
JPN	0	0	0	0	0	0	0	0	0	0
KOR-S	0	0	0	0	0	0	0	0	0	0
NOR	0	0	0	0	0	0	0	0	0	0
POL	0	0	0	0	0	0	0	0	0	0
ROM	0	0	0	0	0	0	0	0	0	0
SUN	0	0	0	0	0	0	0	0	0	0
RUS	0	0	0	0	0	0	0	0	0	0
EST	0	0	0	0	0	0	0	0	0	0
LVA	0	0	0	0	0	0	0	0	0	0
LTU	0	0	0	0	0	0	0	0	0	0
USA	12594	13624	13999	10860	10687	8420	7567	8194	10535	15231
E/DEU	0	0	0	0	0	0	0	0	0	0
E/DNK	0	0	0	0	0	0	0	0	0	0
E/ESP	0	0	0	0	0	0	0	0	0	0
E/FRA-M	0	0	0	0	0	0	0	0	0	0
E/GBR	0	0	0	0	0	0	0	0	0	0
E/IRL	0	0	0	0	0	0	0	0	0	0
E/ITA	0	0	0	0	0	0	0	0	0	0
E/PRT	0	0	0	0	0	0	0	0	0	0
OTHERS	0	0	0	0	0	0	0	0	0	0
TOTAL	13193	14993	16751	13948	12130	9220	7567	8194	10535	15231

USA - Catches include proportion from SNK.

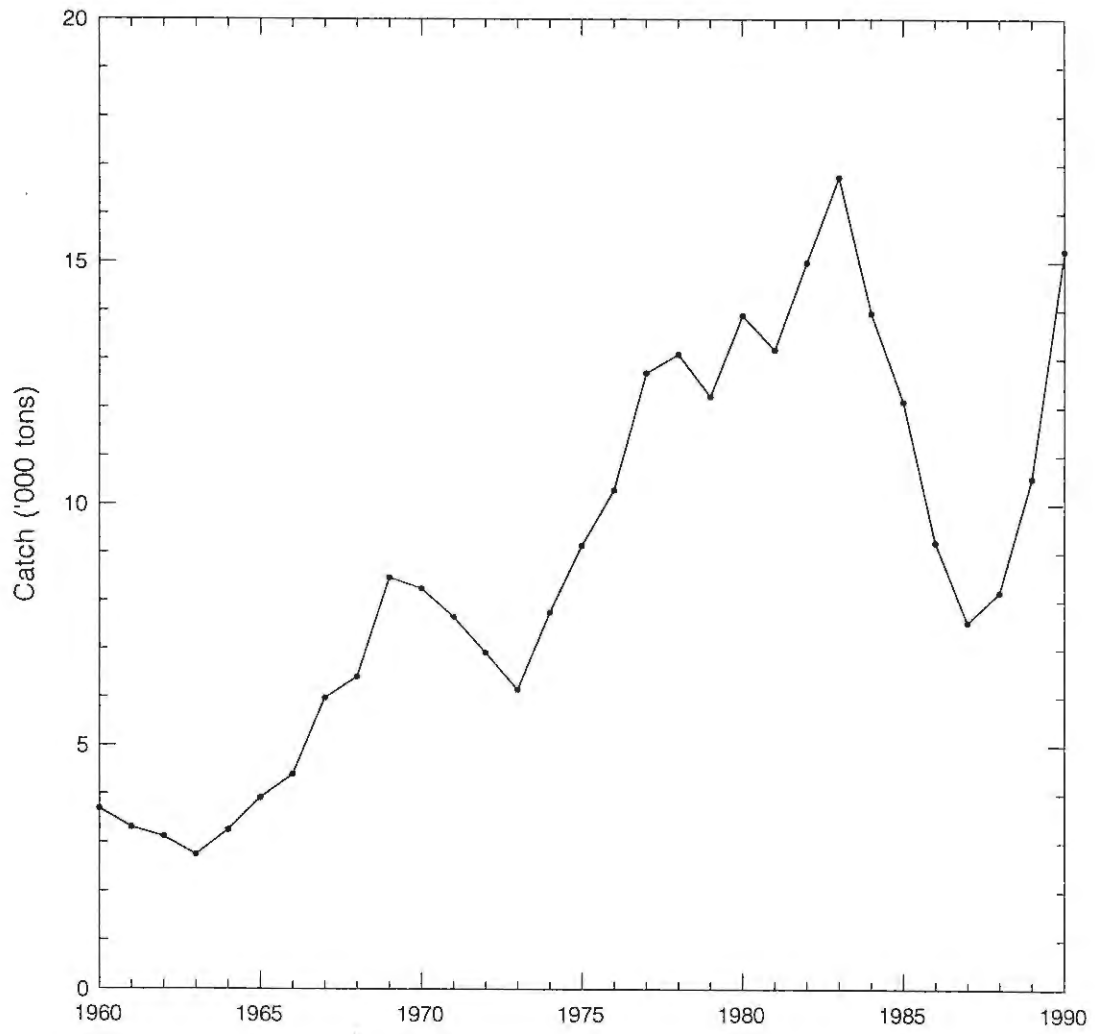


FIG. 12. NOMINAL CATCHES FOR COD IN DIV. 5Y.

TABLE 13. NOMINAL CATCHES FOR COD IN DIV. 5Z.

COUNTRY	1960	1961	1962	1963	1964	1965	1966	1967	1968	1969	1970
BGR	0	0	0	0	0	0	0	0	0	5	0
CAN	19	223	2404	7832	7108	10598	15601	8232	9127	5997	2583
CUB	0	0	0	0	0	0	53	0	15	115	0
DDR	0	0	0	0	0	0	0	99	2	34	65
FRA-SP	0	0	0	0	0	0	0	0	19	1	0
FRO	0	0	0	0	0	0	0	0	0	0	0
GRL	0	0	0	0	0	0	0	0	0	0	0
ISL	0	0	0	0	0	0	0	0	0	0	0
JPN	0	0	0	1	0	0	0	2	2	30	15
KOR-S	0	0	0	0	0	0	0	0	0	0	0
NOR	0	0	0	0	0	0	0	0	0	0	0
POL	0	0	143	0	48	1851	269	0	2544	640	641
ROM	0	0	0	0	0	0	0	0	0	0	103
SUN	0	0	5302	5217	5428	14415	16755	511	1459	646	364
RUS	0	0	0	0	0	0	0	0	0	0	0
EST	0	0	0	0	0	0	0	0	0	0	0
LVA	0	0	0	0	0	0	0	0	0	0	0
LTU	0	0	0	0	0	0	0	0	0	0	0
USA	10721	14369	15589	14118	12325	11410	11794	12742	14967	16356	14535
E/DEU	0	0	0	0	0	0	0	0	0	3	3
E/DNK	0	0	0	0	0	0	0	0	0	0	0
E/ESP	0	0	0	0	18	59	8375	14730	14622	13597	6874
E/FRA-M	0	0	0	0	0	0	0	0	0	0	0
E/GBR	0	0	0	0	238	0	69	18	0	0	0
E/IRL	0	0	0	0	0	0	0	0	0	0	0
E/ITA	0	0	0	0	0	0	0	0	0	0	0
E/PRT	0	0	0	0	0	0	0	0	0	0	0
OTHERS	0	0	0	0	0	0	0	0	0	0	0
TOTAL	10740	14592	23438	27168	25165	38333	52916	36334	42757	37424	25183

COUNTRY	1971	1972	1973	1974	1975	1976	1977	1978	1979	1980
BGR	10	74	40	0	0	0	0	0	0	0
CAN	2979	2545	3220	1374	1847	2328	6173	8904	6011	8094
CUB	0	2	0	0	158	10	0	0	0	0
DDR	0	68	49	51	21	0	0	0	0	0
FRA-SP	0	0	0	0	0	0	0	0	0	0
FRO	0	0	0	0	0	0	0	0	0	0
GRL	0	0	0	0	0	0	0	0	0	0
ISL	0	0	0	0	0	0	0	0	0	0
JPN	20	96	3	0	0	0	0	0	0	0
KOR-S	0	0	0	0	0	0	0	0	0	0
NOR	0	0	0	0	1	0	0	0	0	0
POL	155	174	380	479	275	88	0	0	0	0
ROM	6	0	0	1	4	1	0	0	0	0
SUN	1270	1826	2935	449	2391	925	36	0	0	0
RUS	0	0	0	0	0	0	0	0	0	0
EST	0	0	0	0	0	0	0	0	0	0
LVA	0	0	0	0	0	0	0	0	0	0
LTU	0	0	0	0	0	0	0	0	0	0
USA	15795	13140	15933	17870	15460	14379	20645	26025	32179	39637
E/DEU	0	4	0	11	24	11	0	0	0	0
E/DNK	0	0	0	0	0	0	0	0	0	0
E/ESP	7460	6701	5980	6370	4044	1633	2	0	0	0
E/FRA-M	0	0	0	45	0	0	0	0	0	0
E/GBR	0	0	0	42	0	0	0	0	0	0
E/IRL	0	0	0	0	0	0	0	0	0	0
E/ITA	0	0	0	0	0	0	0	0	0	0
E/PRT	0	0	0	0	0	0	0	0	0	0
OTHERS	0	0	0	0	0	0	0	0	0	0
TOTAL	27695	24630	28540	26692	24225	19375	26856	34929	38190	47731

COUNTRY	1981	1982	1983	1984	1985	1986	1987	1988	1989	1990
BGR	0	0	0	0	0	0	0	0	0	0
CAN	8508	17862	12171	5761	10442	8508	11858	12743	7897	14367
CUB	0	0	0	0	0	0	0	0	0	0
DDR	0	0	0	0	0	0	0	0	0	0
FRA-SP	0	0	0	0	0	0	0	0	0	0
FRO	0	0	0	0	0	0	0	0	0	0
GRL	0	0	0	0	0	0	0	0	0	0
ISL	0	0	0	0	0	0	0	0	0	0
JPN	0	0	0	0	0	0	0	0	0	0
KOR-S	0	0	0	0	0	0	0	0	0	0
NOR	0	0	0	0	0	0	0	0	0	0
POL	0	0	0	0	0	0	0	0	0	0
ROM	0	0	0	0	0	0	0	0	0	0
SUN	0	0	0	0	0	0	0	0	0	0
RUS	0	0	0	0	0	0	0	0	0	0
EST	0	0	0	0	0	0	0	0	0	0
LVA	0	0	0	0	0	0	0	0	0	0
LTU	0	0	0	0	0	0	0	0	0	0
USA	33527	39040	36313	32473	26356	16102	18878	26112	24736	27931
E/DEU	0	0	0	0	0	0	0	0	0	0
E/DNK	0	0	0	0	0	0	0	0	0	0
E/ESP	0	0	0	0	0	0	0	0	0	0
E/FRA-M	0	0	0	0	0	0	0	0	0	0
E/GBR	0	0	0	0	0	0	0	0	0	0
E/IRL	0	0	0	0	0	0	0	0	0	0
E/ITA	0	0	0	0	0	0	0	0	0	0
E/PRT	0	0	0	0	0	0	0	0	0	0
OTHERS	0	0	0	0	0	0	0	0	0	0
TOTAL	42035	56902	48484	38234	36798	24610	30736	38855	32633	42298

USA - Catches include proportion from 5NK.

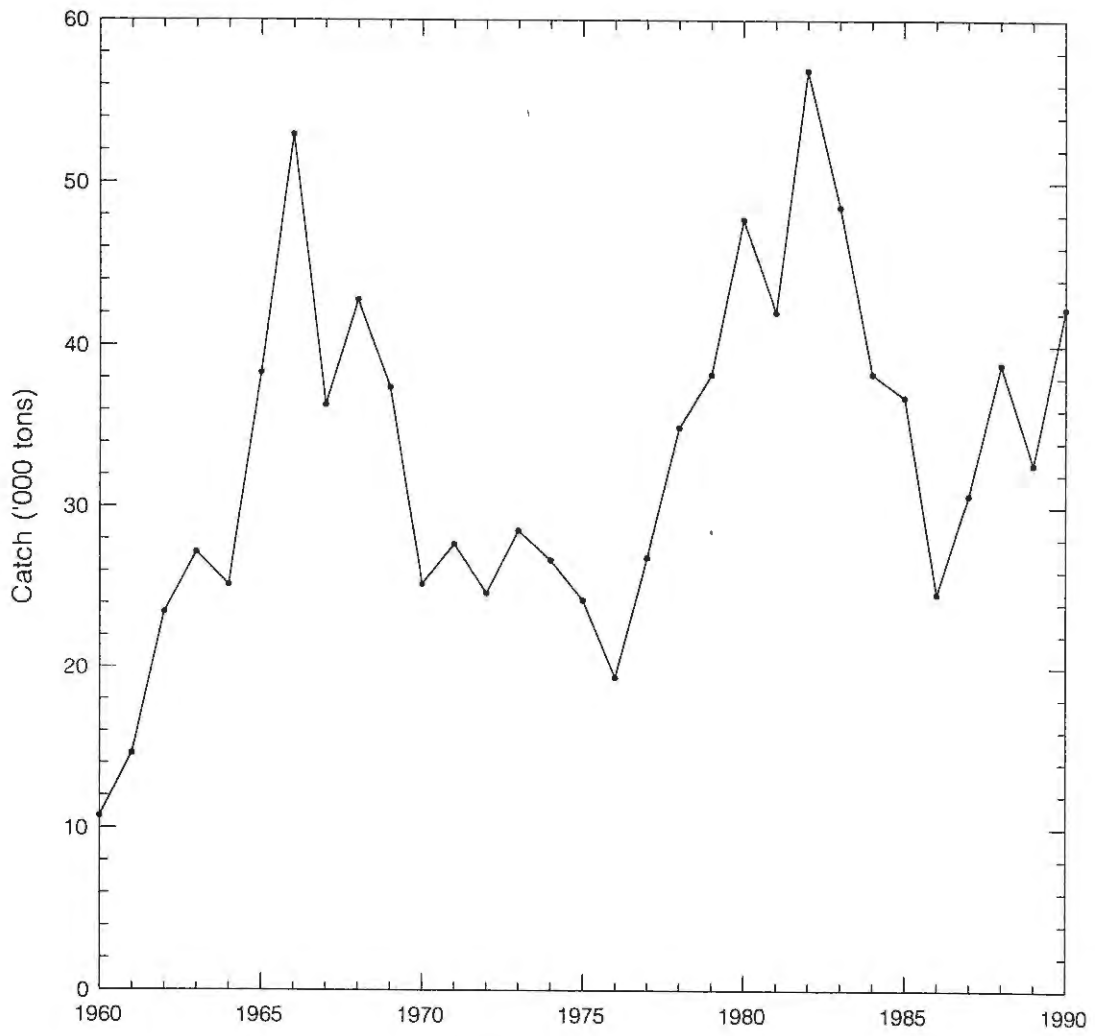


FIG. 13. NOMINAL CATCHES FOR COD IN DIV. 5Z.

TABLE 14. NOMINAL CATCHES FOR HADDOCK IN DIV. 4VW.

COUNTRY	1960	1961	1962	1963	1964	1965	1966	1967	1968	1969	1970
BGR	0	0	0	0	0	0	0	0	0	0	0
CAN	22597	24178	17898	13276	11445	8610	10064	8281	9647	9241	5769
CUB	0	0	0	0	0	0	0	0	0	0	4
DDR	0	0	0	0	0	0	2	0	0	0	0
FRA-SP	1	2	0	0	28	99	0	0	29	178	16
FRO	0	0	0	0	0	0	0	0	0	0	(1)
GRL	0	0	0	0	0	0	0	0	0	0	0
ISL	0	0	0	0	0	0	0	0	0	0	0
JPN	0	0	0	(4)	0	0	0	0	14	3	1
KOR-S	0	0	0	0	0	0	0	0	0	0	0
NOR	0	0	0	0	0	0	0	0	0	0	0
POL	0	0	0	0	0	0	0	0	10	0	0
ROM	0	0	0	0	0	0	0	0	0	0	0
SUN	0	151	2567	3301	4391	42876	10501	554	254	235	670
RUS	0	0	0	0	0	0	0	0	0	0	0
EST	0	0	0	0	0	0	0	0	0	0	0
LVA	0	0	0	0	0	0	0	0	0	0	0
LTU	0	0	0	0	0	0	0	0	0	0	0
USA	151	24	52	62	53	8	19	5	0	0	576
E/DEU	0	0	0	1013	1873	128	0	0	0	0	0
E/DNK	0	0	0	0	0	0	0	0	0	0	0
E/ESP	5047	3014	4305	7807	5000	3359	2855	1911	3230	1495	2237
E/FRA-M	0	22	2	0	2	0	0	0	0	0	0
E/GBR	0	0	0	48	40	0	58	40	0	0	0
E/IRL	0	0	0	0	0	0	0	0	0	0	0
E/ITA	0	0	(8)	0	0	0	0	0	0	0	0
E/PRT	0	0	0	0	0	0	0	0	0	0	0
OTHERS	0	0	0	0	0	0	0	0	0	1	0
TOTAL	27796	27391	24832	25511	22832	55080	23499	10791	13184	11153	9274

COUNTRY	1971	1972	1973	1974	1975	1976	1977	1978	1979	1980
BGR	0	0	0	0	0	0	0	0	52	0
CAN	9539	2879	3349	1215	1567	1290	3178	5509	3183	14477
CUB	0	16	0	0	57	0	18	87	20	20
DDR	0	0	0	0	0	0	0	0	0	0
FRA-SP	1	5	12	0	0	2	9	26	10	31
FRO	0	80	0	2	0	0	0	0	0	0
GRL	0	0	0	0	0	0	0	0	0	0
ISL	0	0	0	0	0	0	0	0	0	0
JPN	0	23	4	0	0	0	1	34	4	10
KOR-S	0	0	0	0	0	0	0	0	0	0
NOR	0	0	0	0	0	0	0	0	0	0
POL	0	0	0	0	0	0	13	0	0	0
ROM	0	0	0	0	0	0	1	0	0	0
SUN	475	106	76	132	52	24	14	142	104	209
RUS	0	0	0	0	0	0	0	0	0	0
EST	0	0	0	0	0	0	0	0	0	0
LVA	0	0	0	0	0	0	0	0	0	0
LTU	0	0	0	0	0	0	0	0	0	0
USA	497	73	173	6	21	32	1	82	0	0
E/DEU	0	0	0	0	0	0	5	1	0	0
E/DNK	0	0	0	0	0	0	0	0	0	0
E/ESP	2806	1472	602	698	126	0	0	0	0	0
E/FRA-M	0	7	175	2	8	0	0	2	1	12
E/GBR	0	27	0	271	0	0	0	0	0	0
E/IRL	0	0	0	0	1	0	0	0	0	0
E/ITA	0	0	0	0	0	0	0	0	0	0
E/PRT	0	0	0	0	0	0	0	0	0	0
OTHERS	0	0	0	0	0	0	0	0	0	0
TOTAL	13318	4688	4391	2326	1832	1348	3240	5883	3374	14759

COUNTRY	1981	1982	1983	1984	1985	1986	1987	1988	1989	1990
BGR	0	0	0	0	0	0	0	0	0	3
CAN	19599	15054	9050	7486	10751	15979	3065	3740	7115	6614
CUB	14	41	126	229	79	78	153	99	173	91
DDR	0	0	0	1	0	0	0	0	0	0
FRA-SP	15	15	2	7	38	1	13	0	2	0
FRO	0	0	0	0	0	0	0	0	0	0
GRL	0	0	0	0	0	0	0	0	0	0
ISL	0	0	0	0	0	0	0	0	0	0
JPN	7	8	40	4	2	1	1	0	0	3
KOR-S	0	0	0	0	0	0	0	0	0	0
NOR	0	0	0	0	0	3	0	0	0	0
POL	0	0	0	0	0	0	0	0	4	0
ROM	0	0	0	0	0	0	0	0	0	0
SUN	187	53	149	170	275	312	207	332	1754	265
RUS	0	0	0	0	0	0	0	0	0	0
EST	0	0	0	0	0	0	0	0	0	0
LVA	0	0	0	0	0	0	0	0	0	0
LTU	0	0	0	0	0	0	0	0	0	0
USA	0	0	0	0	0	0	0	0	0	0
E/DEU	0	0	0	0	0	0	0	0	0	0
E/DNK	0	0	0	0	0	0	0	0	0	0
E/ESP	0	0	0	0	0	0	0	0	0	0
E/FRA-M	10	8	15	4	21	16	0	0	0	0
E/GBR	0	0	0	0	0	0	0	0	0	0
E/IRL	0	0	0	0	0	0	0	0	0	0
E/ITA	0	0	0	0	0	0	0	0	0	0
E/PRT	0	0	0	0	0	0	0	0	0	0
OTHERS	0	0	0	0	0	0	0	0	0	0
TOTAL	19832	15179	9382	7901	11166	16390	3439	4171	9048	6976

For quantities in parentheses, nominal catches were not reported by divisions; these have been allocated on the basis of the catches by other countries which reported by divisions.

OTHERS: 1969 = Israel.

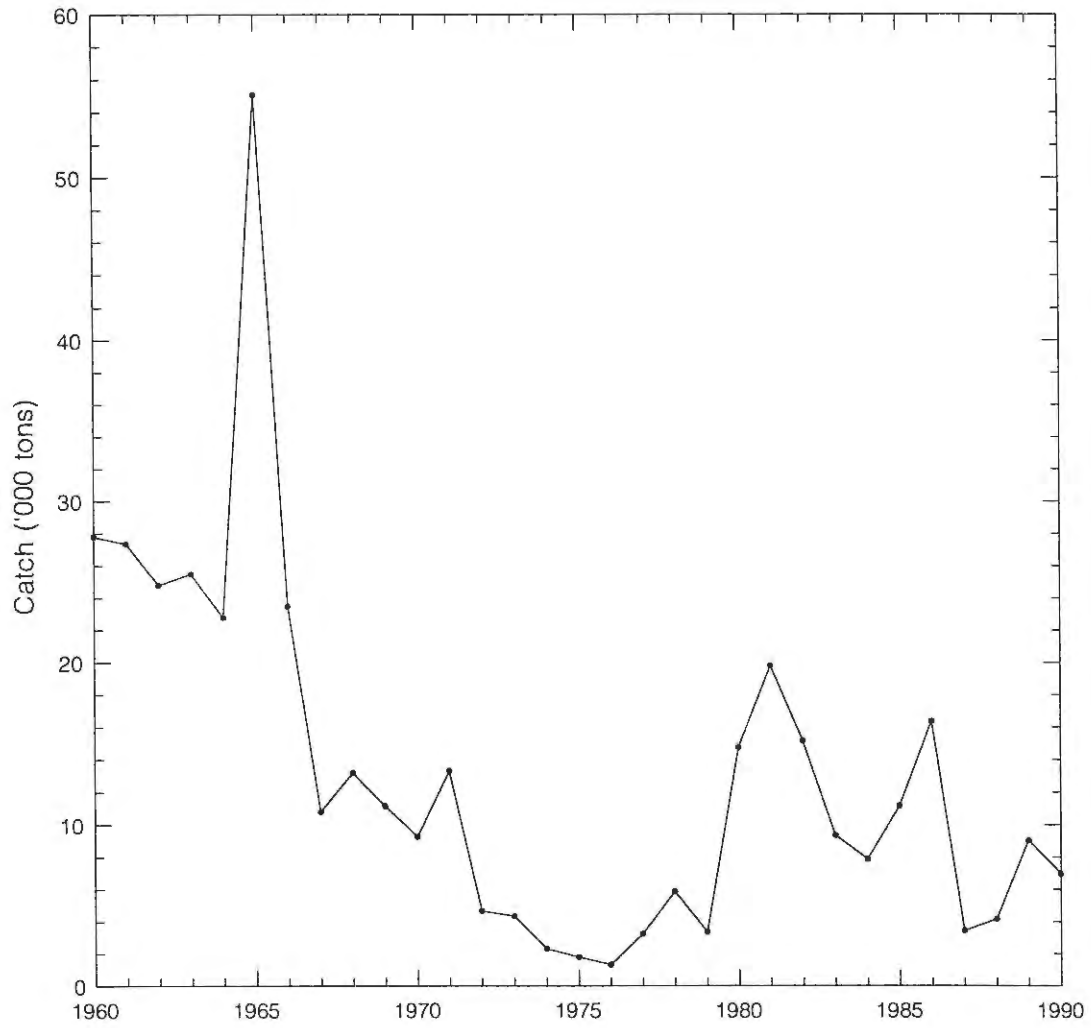


FIG. 14. NOMINAL CATCHES FOR HADDOCK IN DIV. 4VW.

TABLE 15. NOMINAL CATCHES FOR HADDOCK IN DIV. 4X.

COUNTRY	1960	1961	1962	1963	1964	1965	1966	1967	1968	1969	1970
BGR	0	0	0	0	0	0	0	0	0	0	0
CAN	7946	8556	11537	16763	26343	22740	29543	32012	28837	28074	16012
CUB	0	0	0	0	0	0	0	0	0	0	0
DDR	0	0	0	0	0	0	0	0	0	0	0
FRA-SP	0	0	0	0	0	0	0	0	36	17	0
FRO	0	0	0	0	0	0	0	0	0	0	(2)
GRL	0	0	0	0	0	0	0	0	0	0	0
ISL	0	0	0	(4)	25	0	0	0	0	0	0
JPN	0	0	0	0	0	0	0	0	0	17	12
KOR-S	0	0	0	0	0	0	0	0	0	0	0
NOR	0	0	0	0	0	0	0	0	0	0	0
POL	0	0	0	0	0	0	0	0	0	0	0
ROM	0	0	0	0	0	0	0	0	0	0	0
SUN	0	0	0	400	1108	2582	10065	199	335	0	2
RUS	0	0	0	0	0	0	0	0	0	0	0
EST	0	0	0	0	0	0	0	0	0	0	0
LVA	0	0	0	0	0	0	0	0	0	0	0
LTU	0	0	0	0	0	0	0	0	0	0	0
USA	8315	9306	6388	7223	8488	3685	2473	5014	3156	1830	1743
E/DEU	0	0	0	28	0	0	0	0	0	0	0
E/DNK	0	0	0	0	0	0	0	0	0	0	0
E/ESP	0	0	0	0	0	0	143	78	116	473	370
E/FRA-M	0	0	0	0	0	0	0	0	0	0	0
E/GBR	0	0	0	0	15	0	0	0	0	0	0
E/IRL	0	0	0	0	0	0	0	0	0	0	0
E/ITA	0	0	(6)	0	0	0	0	0	0	0	0
E/PRT	0	0	0	0	0	0	0	0	0	0	0
OTHERS	0	0	0	0	0	0	0	0	0	2	0
TOTAL	16261	17862	17931	24418	35979	29007	42224	37307	32482	30413	18141

COUNTRY	1971	1972	1973	1974	1975	1976	1977	1978	1979	1980
BGR	0	0	0	0	2	0	0	0	0	0
CAN	16404	12570	12680	12434	16059	16338	19593	25509	24848	28675
CUB	0	0	0	0	0	0	0	6	0	0
DDR	0	0	0	0	0	0	0	0	0	0
FRA-SP	0	0	0	0	0	0	0	0	0	0
FRO	0	0	0	0	0	0	0	0	0	0
GRL	0	0	0	0	0	0	0	0	0	0
ISL	0	0	0	0	0	0	0	0	0	0
JPN	1	0	6	0	0	0	0	16	15	36
KOR-S	0	0	0	0	0	0	0	0	0	0
NOR	0	0	0	0	0	0	0	0	0	0
POL	0	0	0	0	0	0	0	0	0	0
ROM	0	0	0	0	0	0	0	0	0	0
SUN	97	10	14	35	39	0	2	2	3	38
RUS	0	0	0	0	0	0	0	0	0	0
EST	0	0	0	0	0	0	0	0	0	0
LVA	0	0	0	0	0	0	0	0	0	0
LTU	0	0	0	0	0	0	0	0	0	0
USA	751	448	269	668	2143	986	1662	1134	69	256
E/DEU	0	1	0	0	0	0	12	5	0	0
E/DNK	0	0	0	0	0	0	0	0	0	0
E/ESP	347	470	134	97	7	95	0	0	0	0
E/FRA-M	0	0	0	0	0	0	0	0	0	0
E/GBR	0	0	0	0	0	0	0	0	0	0
E/IRL	0	0	0	0	0	5	0	0	0	0
E/ITA	0	0	0	0	0	0	0	0	0	0
E/PRT	0	0	0	0	0	0	0	0	0	1
OTHERS	0	0	0	0	0	0	0	0	0	0
TOTAL	17600	13499	13103	13234	18250	17424	21269	26672	24935	29006

COUNTRY	1981	1982	1983	1984	1985	1986	1987	1988	1989	1990
BGR	0	0	0	0	0	0	0	0	0	0
CAN	30482	23593	24885	19704	15314	15283	13780	11240	6795	7509
CUB	0	0	0	0	0	0	0	0	2	0
DDR	0	0	0	0	0	0	0	0	0	0
FRA-SP	0	0	0	0	0	0	0	0	0	0
FRO	0	0	0	0	0	0	0	0	0	0
GRL	0	0	0	0	0	0	0	0	0	0
ISL	0	0	0	0	0	0	0	0	0	0
JPN	15	4	7	0	1	0	0	0	0	3
KOR-S	0	0	0	0	0	0	0	0	0	0
NOR	0	0	0	0	0	0	0	0	0	0
POL	0	0	0	0	0	0	0	0	0	0
ROM	0	0	0	0	0	0	0	0	0	0
SUN	0	0	17	0	0	10	0	53	5	7
RUS	0	0	0	0	0	0	0	0	0	0
EST	0	0	0	0	0	0	0	0	0	0
LVA	0	0	0	0	0	0	0	0	0	0
LTU	0	0	0	0	0	0	0	0	0	0
USA	465	853	492	205	25	38	17	2	1	32
E/DEU	0	0	0	0	0	0	0	0	0	0
E/DNK	0	0	0	0	0	0	0	0	0	0
E/ESP	0	0	0	0	0	0	0	0	0	0
E/FRA-M	0	0	0	0	0	0	0	0	0	0
E/GBR	0	0	0	0	0	0	0	0	0	0
E/IRL	0	0	0	0	0	0	0	0	0	0
E/ITA	0	0	0	0	0	0	0	0	0	0
E/PRT	0	0	0	0	0	0	0	0	0	0
OTHERS	0	0	0	0	0	0	0	0	0	0
TOTAL	30962	24450	25401	19909	15340	15331	13797	11295	6803	7551

For quantities in parentheses, nominal catches were not reported by divisions; these have been allocated on the basis of the catches by other countries which reported by divisions.

OTHERS: 1969 = Israel.

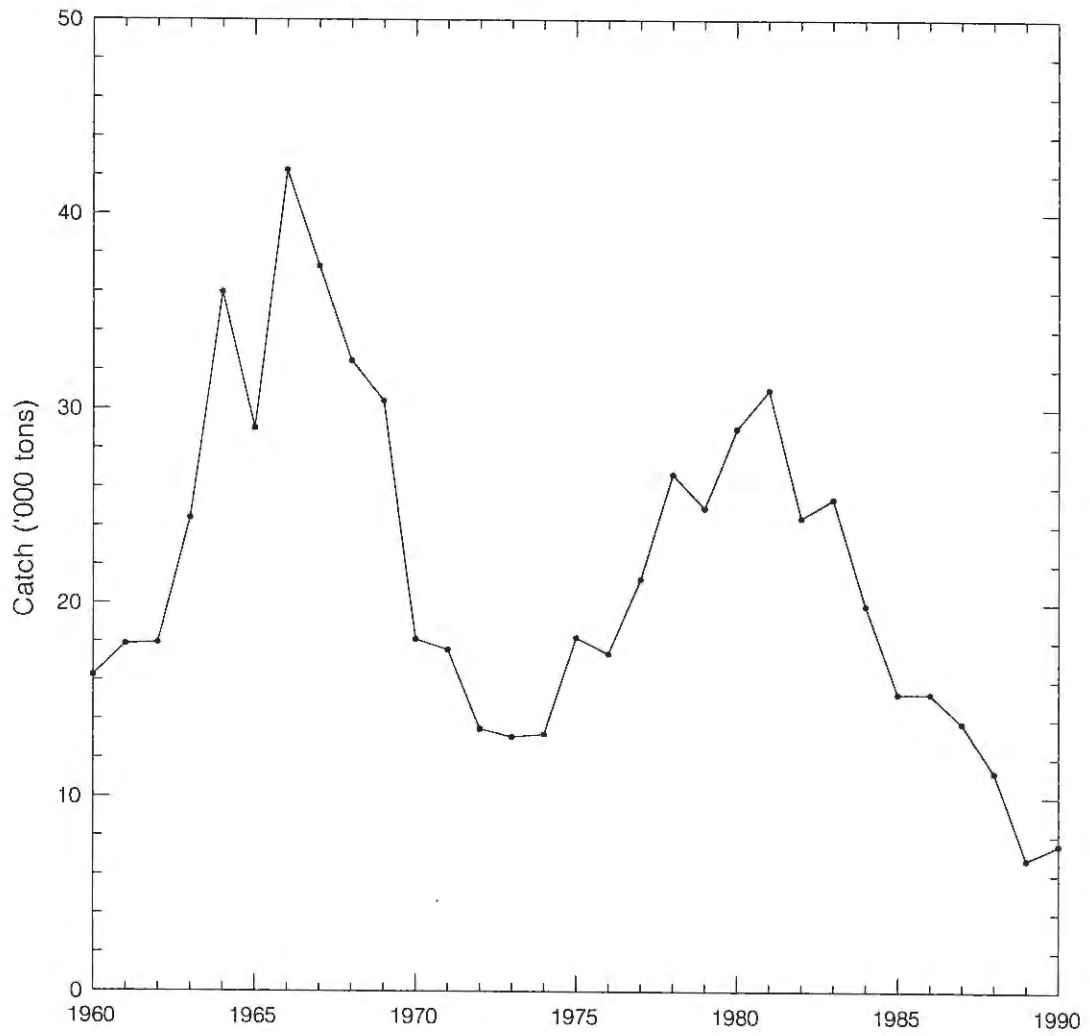


FIG. 15. NOMINAL CATCHES FOR HADDOCK IN DIV. 4X.

TABLE 16. NOMINAL CATCHES FOR HADDOCK IN SUBAREA 5.

COUNTRY	1960	1961	1962	1963	1964	1965	1966	1967	1968	1969	1970
BGR	0	0	0	0	0	0	0	0	0	0	0
CAN	460	189	3568	8382	11695	15048	19417	13629	9443	4049	2016
CUB	0	0	0	0	0	0	0	0	0	0	0
DDR	0	0	0	0	0	0	37	4	0	3	10
FRA-SP	0	0	0	0	0	0	0	0	29	4	0
FRO	0	0	0	0	0	0	0	0	0	0	0
GRL	0	0	0	0	0	0	0	0	0	0	0
ISL	0	0	0	0	0	0	0	11	3	10	1
JPN	0	0	0	0	0	0	0	0	0	0	0
KOR-S	0	0	0	0	0	0	0	0	0	0	0
NOR	0	0	0	0	0	28	29	0	1286	458	15
POL	0	0	0	0	0	730	449	12	402	66	0
ROM	0	0	0	0	0	0	0	0	0	0	0
SUN	0	0	1134	2361	5483	81882	48409	2316	1397	65	103
RUS	0	0	0	0	0	0	0	0	0	0	0
EST	0	0	0	0	0	0	0	0	0	0	0
LVA	0	0	0	0	0	0	0	0	0	0	0
LTU	0	0	0	0	0	0	0	0	0	0	0
USA	45341	51681	54412	48892	51895	57027	57497	39635	28906	18879	9872
E/DEU	0	0	0	0	0	0	0	0	0	0	0
E/DNK	0	0	0	0	0	0	0	0	0	0	0
E/ESP	0	0	0	0	2	10	1111	1355	3014	1431	845
E/FRA-M	0	0	0	0	0	0	0	0	0	0	0
E/GBR	0	0	0	0	464	0	29	3	0	0	0
E/IRL	0	0	0	0	0	0	0	0	0	0	0
E/ITA	0	0	0	0	0	0	0	0	0	0	0
E/PRT	0	0	0	0	0	0	0	0	0	0	0
OTHERS	0	0	0	0	0	0	0	0	0	0	0
TOTAL	45801	51870	59114	59635	69539	154725	126978	56965	44480	24965	12862

COUNTRY	1971	1972	1973	1974	1975	1976	1977	1978	1979	1980
BGR	3	0	1	0	0	0	0	0	0	0
CAN	1715	632	1612	660	1437	1452	2935	10820	5439	10304
CUB	0	0	0	0	0	9	0	0	0	0
DDR	0	5	1	0	0	0	0	0	0	0
FRA-SP	0	0	0	0	0	0	0	0	0	0
FRO	0	0	0	0	0	0	0	0	0	0
GRL	0	0	0	0	0	0	0	0	0	0
ISL	0	0	0	0	0	0	0	0	0	0
JPN	10	0	0	0	0	0	0	0	0	0
KOR-S	0	0	0	0	0	0	0	0	0	0
NOR	0	1	0	0	0	0	0	0	0	0
POL	0	0	0	0	0	0	0	0	0	0
ROM	225	14	0	0	0	0	0	0	0	0
SUN	374	141	602	109	8	4	0	0	0	0
RUS	0	0	0	0	0	0	0	0	0	0
EST	0	0	0	0	0	0	0	0	0	0
LVA	0	0	0	0	0	0	0	0	0	0
LTU	0	0	0	0	0	0	0	0	0	0
USA	8500	4778	3286	3018	5169	4769	11230	16698	18901	24740
E/DEU	4	0	1	0	3	0	0	0	0	0
E/DNK	0	0	0	0	0	0	0	0	0	0
E/ESP	1336	1098	386	764	65	46	0	0	0	0
E/FRA-M	0	0	0	0	0	0	0	0	0	0
E/GBR	0	0	0	568	0	0	0	0	0	0
E/IRL	0	0	0	0	1	0	0	0	0	0
E/ITA	0	0	0	0	0	0	0	0	0	0
E/PRT	0	0	0	0	0	0	0	0	0	0
OTHERS	0	0	0	0	0	0	0	0	0	0
TOTAL	12168	6669	5889	5119	6683	6280	14165	27518	24340	35044

COUNTRY	1981	1982	1983	1984	1985	1986	1987	1988	1989	1990
BGR	0	0	0	0	0	0	0	0	0	0
CAN	6172	6209	5215	2708	4275	3640	4703	5943	3061	3342
CUB	0	0	0	0	0	0	0	0	0	0
DDR	0	0	0	0	0	0	0	0	0	0
FRA-SP	0	0	0	0	0	0	0	0	0	0
FRO	0	0	0	0	0	0	0	0	0	0
GRL	0	0	0	0	0	0	0	0	0	0
ISL	1	0	0	0	0	0	0	0	0	0
JPN	3	0	0	0	0	0	0	0	0	0
KOR-S	0	0	0	0	0	0	0	0	0	0
NOR	0	0	0	0	0	0	0	0	0	0
POL	0	0	0	0	0	0	0	0	0	0
ROM	0	0	0	0	0	0	0	0	0	0
SUN	0	0	0	0	0	0	0	0	0	0
RUS	0	0	0	0	0	0	0	0	0	0
EST	0	0	0	0	0	0	0	0	0	0
LVA	0	0	0	0	0	0	0	0	0	0
LTU	0	0	0	0	0	0	0	0	0	0
USA	24971	18267	14274	11602	6507	4651	3011	2955	1694	2438
E/DEU	0	0	0	0	0	0	0	0	0	0
E/DNK	0	0	0	0	0	0	0	0	0	0
E/ESP	0	0	0	0	0	0	0	0	0	0
E/FRA-M	0	0	0	0	0	0	0	0	0	0
E/GBR	0	0	0	0	0	0	0	0	0	0
E/IRL	0	0	0	0	0	0	0	0	0	0
E/ITA	0	0	0	0	0	0	0	0	0	0
E/PRT	0	0	0	0	0	0	0	0	0	0
OTHERS	0	0	0	0	0	0	0	0	0	0
TOTAL	31146	24476	19489	14310	10782	8291	7714	8898	4755	5780

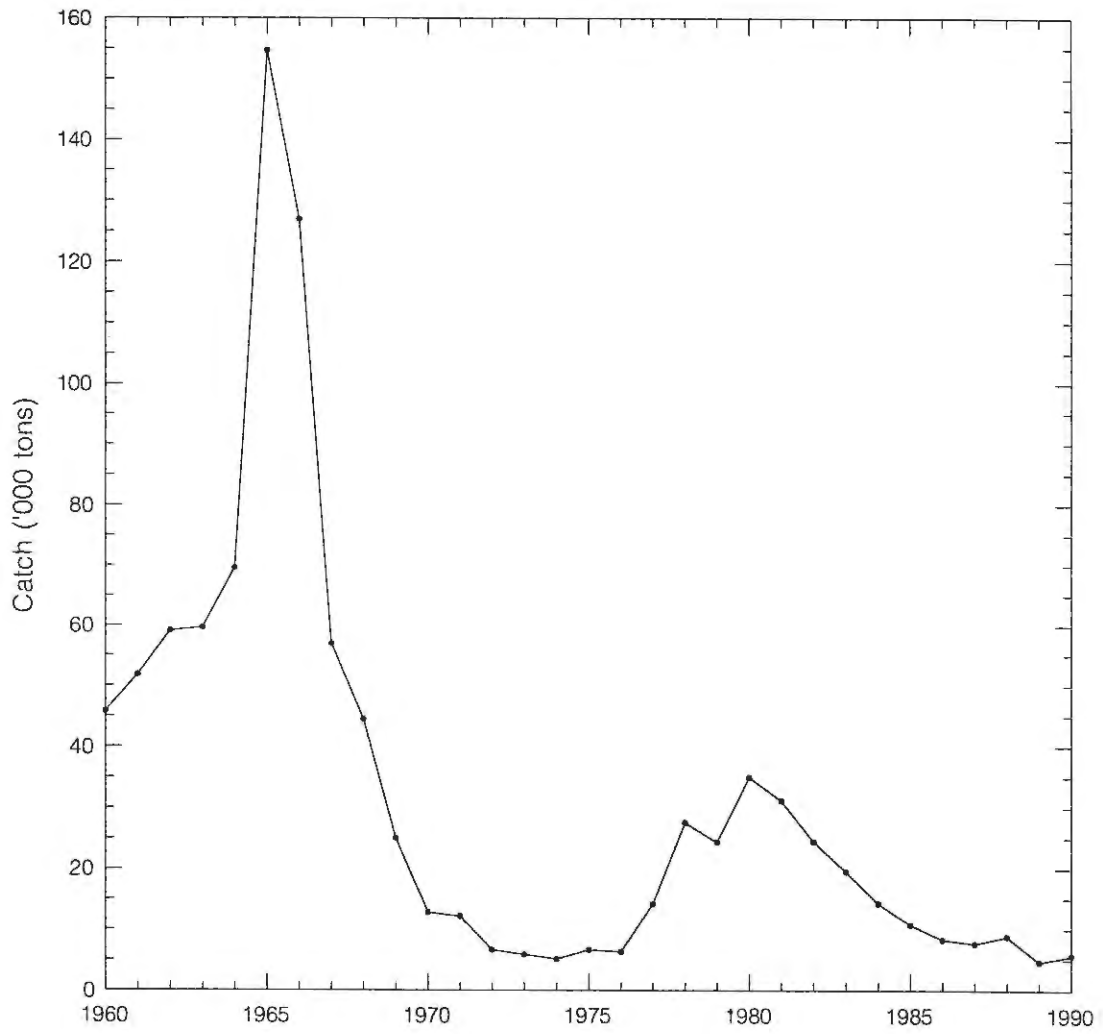


FIG. 16. NOMINAL CATCHES FOR HADDOCK IN SUBAREA 5.

TABLE 17. NOMINAL CATCHES FOR REDFISH IN SUBAREA 1.

COUNTRY	1960	1961	1962	1963	1964	1965	1966	1967	1968	1969	1970
BGR	0	0	0	0	0	0	0	0	0	0	0
CAN	0	0	0	0	0	0	0	0	0	0	0
CUB	0	0	0	0	0	0	0	0	0	0	0
DDR	0	0	0	5348	2835	1224	753	1221	469	573	1415
FRA-SP	0	0	0	0	0	0	0	0	0	0	0
FRO	0	252	204	211	12	60	47	0	0	0	65
GRL	301	346	134	168	222	265	291	174	136	138	171
ISL	21094	7805	4495	2226	1956	1254	969	176	0	0	0
JPN	0	0	0	0	0	0	0	0	63	0	0
KOR-S	0	0	0	0	0	0	0	0	65	103	0
NOR	24	5	0	0	116	56	25	10	68	5	0
POL	1	0	164	60	3	3	46	6	0	0	0
ROM	0	0	0	0	0	0	0	0	0	0	0
SUN	597	0	0	868	0	130	0	260	90	33	231
RUS	0	0	0	0	0	0	0	0	0	0	0
EST	0	0	0	0	0	0	0	0	0	0	0
LVA	0	0	0	0	0	0	0	0	0	0	0
LTU	0	0	0	0	0	0	0	0	0	0	0
USA	0	0	0	0	0	0	0	0	0	0	5
E/DEU	21709	45739	54972	42804	24346	15821	14450	11288	8782	3962	3592
E/DNK	0	0	0	0	0	0	0	0	0	0	0
E/ESP	0	0	0	0	0	0	0	0	0	0	0
E/FRA-M	0	0	0	0	0	0	0	2	3	6	0
E/GBR	403	271	383	320	521	239	177	73	23	0	42
E/IRL	0	0	0	0	0	0	0	0	0	0	0
E/ITA	1	0	0	0	0	0	0	0	0	0	0
E/PRT	0	0	0	0	0	0	0	0	0	0	0
OTHERS	0	0	0	0	0	0	0	0	0	0	0
TOTAL	44130	54418	60352	52005	30011	19052	16758	13210	9699	4825	5516

COUNTRY	1971	1972	1973	1974	1975	1976	1977	1978	1979	1980
BGR	0	0	0	0	0	0	0	0	0	0
CAN	0	0	0	0	0	0	0	0	0	0
CUB	0	0	0	0	0	0	0	0	0	0
DDR	116	20	6	4	0	0	0	0	0	0
FRA-SP	0	0	0	0	0	0	0	0	0	0
FRO	114	18	8	0	0	0	0	6	33	0
GRL	324	244	1112	2405	1406	2696	1098	671	251	1220
ISL	0	0	0	0	0	0	0	0	0	0
JPN	0	0	0	0	0	0	0	0	0	0
KOR-S	0	0	0	0	0	0	0	0	0	0
NOR	56	47	56	83	45	38	44	3	0	0
POL	0	0	0	0	0	0	0	0	0	0
ROM	0	0	0	0	0	0	0	0	0	0
SUN	13	24	43	192	3982	5825	390	0	0	0
RUS	0	0	0	0	0	0	0	0	0	0
EST	0	0	0	0	0	0	0	0	0	0
LVA	0	0	0	0	0	0	0	0	0	0
LTU	0	0	0	0	0	0	0	0	0	0
USA	0	0	0	0	0	0	0	0	0	0
E/DEU	2023	2614	2078	568	3120	5074	29379	7369	8592	6287
E/DNK	0	0	0	0	0	0	0	0	0	0
E/ESP	0	0	0	0	0	0	0	0	0	0
E/FRA-M	0	0	0	0	0	0	0	4	1	0
E/GBR	110	21	16	74	43	3	0	0	0	0
E/IRL	0	0	0	0	0	0	0	0	0	0
E/ITA	0	0	0	0	0	0	0	0	0	0
E/PRT	0	0	0	0	33	62	0	0	0	0
OTHERS	0	0	0	0	0	0	0	0	0	0
TOTAL	2756	2988	3319	3326	8629	13698	30911	8053	8877	7507

COUNTRY	1981	1982	1983	1984	1985	1986	1987	1988	1989	1990
BGR	0	0	0	0	0	0	0	0	0	0
CAN	0	0	0	0	0	0	0	0	0	0
CUB	0	0	0	0	0	0	0	0	0	0
DDR	0	0	0	0	0	0	0	0	0	0
FRA-SP	0	0	0	0	0	0	0	0	0	0
FRO	0	0	0	0	0	0	0	0	0	0
GRL	484	288	496	1027	1767	2780	159	223	159	293
ISL	0	0	0	0	0	0	0	0	0	0
JPN	0	0	0	753	1592	2044	402	74	0	0
KOR-S	0	0	0	0	0	0	0	0	0	0
NOR	0	0	0	0	1	0	2	0	0	0
POL	0	0	0	0	0	0	0	0	0	0
ROM	0	0	0	0	0	0	0	0	0	0
SUN	0	0	0	0	0	0	0	0	0	0
RUS	0	0	0	0	0	0	0	0	0	0
EST	0	0	0	0	0	0	0	0	0	0
LVA	0	0	0	0	0	0	0	0	0	0
LTU	0	0	0	0	0	0	0	0	0	0
USA	0	0	0	0	0	0	0	0	0	0
E/DEU	5275	7729	6146	3971	680	520	579	1104	681	121
E/DNK	0	11	0	0	0	0	0	0	0	0
E/ESP	0	0	0	0	0	0	0	0	0	0
E/FRA-M	2	0	0	0	0	0	0	0	0	0
E/GBR	0	0	75	0	0	0	0	0	0	0
E/IRL	0	0	0	0	0	0	0	0	0	0
E/ITA	0	0	0	0	0	0	0	0	0	0
E/PRT	0	0	0	0	0	0	0	0	0	0
OTHERS	0	0	0	0	0	0	0	0	0	0
TOTAL	5761	8028	6717	5751	4040	5344	1142	1401	840	414

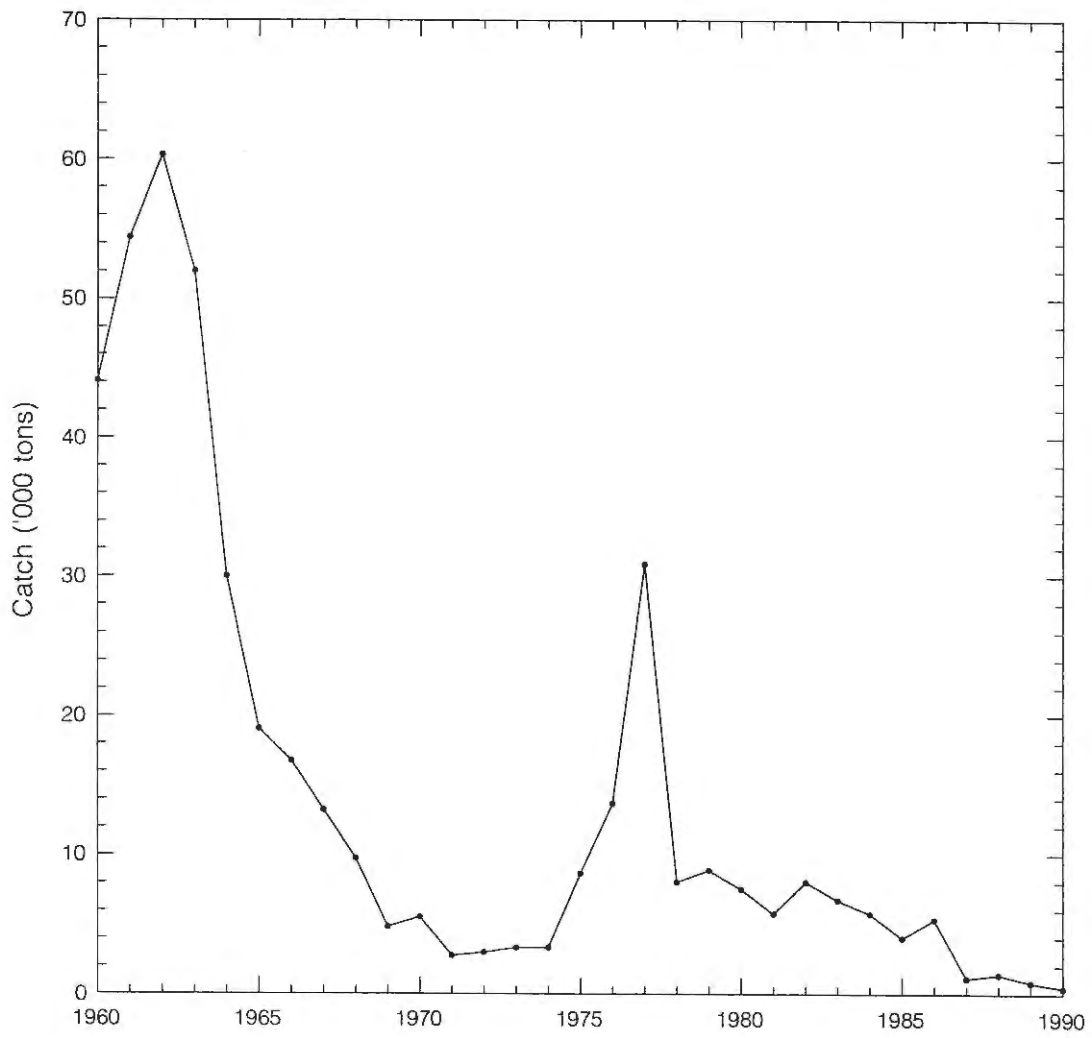


FIG. 17. NOMINAL CATCHES FOR REDFISH IN SUBAREA 1.

TABLE 18. NOMINAL CATCHES FOR REDFISH IN SUBAREA 2 + DIV. 3K.

COUNTRY	1960	1961	1962	1963	1964	1965	1966	1967	1968	1969	1970
BGR	0	0	0	0	0	0	0	0	0	0	0
CAN	1	2	0	1	13	266	54	29	183	6	63
CUB	0	0	0	0	0	0	0	0	0	0	0
DDR	0	0	0	(5227)	(15382)	8838	11002	10903	5761	4723	4827
FRA-SP	0	0	0	0	0	0	0	0	0	0	0
FRO	0	0	0	0	0	0	0	0	0	0	0
GRL	0	0	0	0	0	0	0	0	0	0	0
ISL	10964	4236	2106	4405	2373	1895	1899	1937	328	294	0
JPN	0	0	(3)	(27)	(746)	0	0	0	2	0	10
KOR-S	0	0	0	0	0	4	0	0	0	0	0
NOR	0	0	0	0	(1)	0	0	0	(40)	(54)	(22)
POL	(118)	214	1188	11066	20578	21678	11643	6292	6902	5752	5223
ROM	0	0	0	0	0	0	0	0	0	145	845
SUN	85315	38226	12999	6788	10794	7355	5256	6102	5304	13458	10379
RUS	0	0	0	0	0	0	0	0	0	0	0
EST	0	0	0	0	0	0	0	0	0	0	0
LVA	0	0	0	0	0	0	0	0	0	0	0
LTU	0	0	0	0	0	0	0	0	0	0	0
USA	0	0	0	0	0	0	0	0	0	7	0
E/DEU	29636	12762	3298	1366	6333	3440	2822	848	354	147	439
E/DNK	0	0	0	0	0	0	0	0	0	0	0
E/ESP	0	0	0	0	0	0	0	0	0	0	0
E/FRA-M	0	0	0	0	0	0	8	0	18	34	0
E/GBR	118	15	65	18	12	63	46	51	16	0	11
E/IRL	0	0	0	0	0	0	0	0	0	0	0
E/ITA	12	(10)	0	0	0	0	0	0	0	0	0
E/PRT	0	0	0	0	0	0	0	0	0	0	0
OTHERS	0	0	0	0	0	0	0	0	0	15	0
TOTAL	126164	55465	19659	28898	56232	43539	32730	26162	18908	24635	21819

COUNTRY	1971	1972	1973	1974	1975	1976	1977	1978	1979	1980
BGR	0	0	20	0	0	0	0	0	0	0
CAN	153	49	374	153	445	3894	3498	22052	26587	7785
CUB	0	0	0	0	0	0	0	0	43	0
DDR	2662	2400	2484	2465	2447	1729	1305	2909	543	1102
FRA-SP	0	0	0	0	0	0	0	0	0	0
FRO	0	0	9	0	0	0	0	0	0	0
GRL	0	0	51	9	0	0	0	0	0	0
ISL	209	296	0	0	0	2	0	0	0	0
JPN	44	0	0	0	0	0	4	255	0	9
KOR-S	0	0	0	0	0	0	0	0	0	0
NOR	(9)	4	30	13	0	9	0	0	0	1
POL	6188	2136	4489	3646	4219	3950	2269	625	302	870
ROM	168	329	305	0	0	0	312	0	0	0
SUN	9785	13481	24230	11898	13575	14881	8014	2685	2578	4208
RUS	0	0	0	0	0	0	0	0	0	0
EST	0	0	0	0	0	0	0	0	0	0
LVA	0	0	0	0	0	0	0	0	0	0
LTU	0	0	0	0	0	0	0	0	0	0
USA	0	0	0	0	0	0	0	0	0	0
E/DEU	94	470	3349	6593	1837	647	803	157	68	148
E/DNK	0	0	0	0	0	0	0	0	0	0
E/ESP	0	3	0	0	26	0	134	37	0	44
E/FRA-M	0	19	4	48	4	11	110	22	3	7
E/GBR	0	226	836	500	35	19	245	26	62	79
E/IRL	0	0	0	0	0	0	0	0	0	0
E/ITA	0	0	0	0	0	0	0	0	0	0
E/PRT	0	620	2784	4820	2971	823	845	378	544	266
OTHERS	0	0	0	0	0	0	0	0	0	0
TOTAL	19312	20033	38965	30145	25559	25965	17539	29146	30730	14519

COUNTRY	1981	1982	1983	1984	1985	1986	1987	1988	1989	1990
BGR	0	0	0	0	0	0	0	0	0	0
CAN	13416	11134	9297	17367	21579	18793	12148	5360	2179	2048
CUB	0	0	0	0	0	0	0	0	0	0
DDR	720	425	626	485	101	134	378	0	0	0
FRA-SP	0	0	0	0	0	0	0	0	0	0
FRO	0	0	0	0	0	0	16	0	0	0
GRL	0	0	0	0	0	0	0	0	0	0
ISL	0	0	0	0	0	0	0	0	0	0
JPN	4	2662	0	1218	3471	4178	2127	698	489	240
KOR-S	0	0	0	0	0	0	0	0	0	0
NOR	0	0	0	0	0	1	0	0	0	0
POL	635	24	1406	366	66	297	41	36	8	0
ROM	0	0	0	0	0	0	0	0	0	0
SUN	2474	3073	3722	3690	3689	3528	3733	848	491	134
RUS	0	0	0	0	0	0	0	0	0	0
EST	0	0	0	0	0	0	0	0	0	0
LVA	0	0	0	0	0	0	0	0	0	0
LTU	0	0	0	0	0	0	0	0	0	0
USA	0	180	77	111	204	63	65	0	0	0
E/DEU	0	0	0	0	0	0	0	0	0	0
E/DNK	0	0	0	0	0	0	0	0	0	0
E/ESP	0	0	0	0	0	0	0	0	0	0
E/FRA-M	0	9	0	2	9	5	3	0	120	0
E/GBR	0	20	0	13	0	0	0	0	0	0
E/IRL	0	0	0	0	0	0	0	0	0	0
E/ITA	0	0	0	0	0	0	0	0	0	0
E/PRT	393	456	183	437	106	20	0	0	0	0
OTHERS	0	0	0	0	0	0	0	0	0	0
TOTAL	17642	17983	15311	23689	29225	27019	18511	6942	3287	2422

For quantities in parentheses, nominal catches were not reported by divisions; these have been allocated on the basis of the catches by other countries which reported by divisions.

OTHERS: 1969 = Israel.

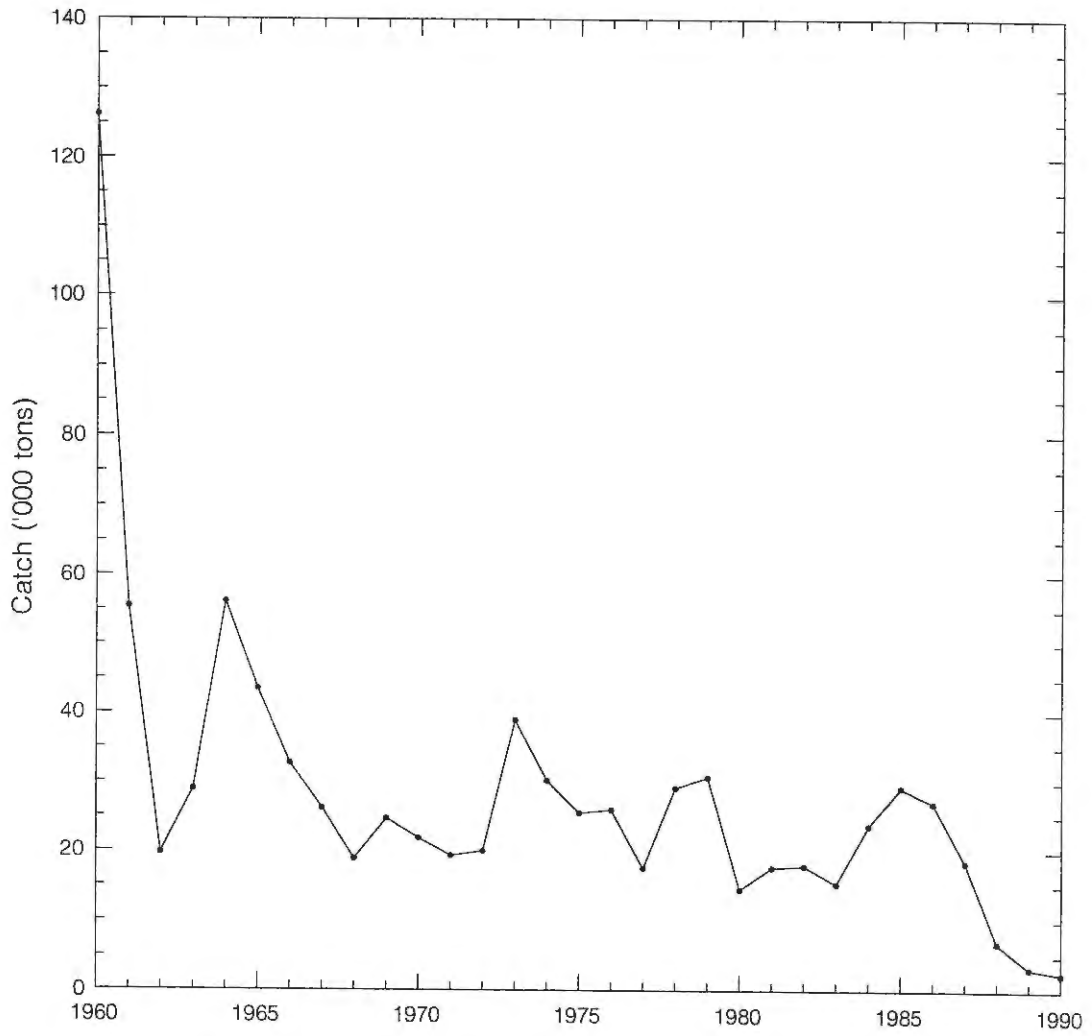


FIG. 18. NOMINAL CATCHES FOR REDFISH IN SUBAREA 2 + DIV. 3K.

TABLE 19. NOMINAL CATCHES FOR REDFISH IN DIV. 3M.

COUNTRY	1960	1961	1962	1963	1964	1965	1966	1967	1968	1969	1970
BGR	0	0	0	0	0	0	0	0	0	0	0
CAN	0	0	47	0	0	0	0	0	26	5	0
CUB	0	0	0	0	0	0	0	0	0	0	0
DDR	0	0	0	(2010)	(3267)	624	4	35	0	421	0
FRA-SP	0	0	0	0	0	0	0	0	0	0	0
FRO	0	0	0	0	0	0	0	0	0	0	0
GRL	0	0	0	0	0	0	0	0	0	0	0
ISL	81	197	0	0	2	46	0	0	0	0	0
JPN	0	0	(1)	(10)	(457)	0	0	0	200	311	1017
KOR-S	0	0	0	0	0	0	0	0	0	0	0
NOR	0	0	0	0	(1)	0	0	0	(4)	(4)	(7)
POL	(22)	183	487	287	128	1805	105	587	50	0	15
ROM	0	0	0	0	0	0	0	0	0	0	0
SUN	8203	14081	6383	6606	13465	26994	6954	65	4686	2061	2136
RUS	0	0	0	0	0	0	0	0	0	0	0
EST	0	0	0	0	0	0	0	0	0	0	0
LVA	0	0	0	0	0	0	0	0	0	0	0
LTU	0	0	0	0	0	0	0	0	0	0	0
USA	0	0	0	0	0	0	0	0	0	0	0
E/DEU	135	1168	32	0	248	73	11	0	0	0	0
E/DNK	0	0	0	0	0	0	0	0	0	0	0
E/ESP	0	0	0	0	0	0	0	0	0	0	0
E/FRA-M	0	0	0	0	0	4	0	0	0	0	0
E/GBR	0	85	9	132	140	294	167	42	1	0	0
E/IRL	0	0	0	0	0	0	0	0	0	0	0
E/ITA	0	(5)	0	0	0	0	0	0	0	0	0
E/PRT	0	0	0	0	0	0	0	0	0	0	0
OTHERS	0	0	0	0	0	0	0	0	0	0	0
TOTAL	8441	15719	6959	9045	17708	29840	7241	729	4967	2802	3175

COUNTRY	1971	1972	1973	1974	1975	1976	1977	1978	1979	1980
BGR	0	0	0	0	0	0	0	58	1578	50
CAN	0	1	2	8	659	8368	4794	4347	5129	278
CUB	0	0	0	0	0	0	1451	863	1527	1549
DDR	0	0	0	0	0	0	0	0	0	1290
FRA-SP	0	0	0	0	0	0	25	0	0	0
FRO	0	0	62	0	0	0	0	0	0	0
GRL	0	0	0	0	0	0	0	0	0	0
ISL	0	0	0	0	0	0	0	0	0	0
JPN	1778	177	0	0	0	0	138	321	636	976
KOR-S	(4)	0	0	0	0	0	0	0	0	0
NOR	0	0	0	0	2	0	0	0	0	0
POL	22	960	427	17	1	30	11	83	13	292
ROM	10	33	0	0	0	0	0	24	4	0
SUN	6213	38358	19964	30139	12393	8038	9507	9251	10441	10430
RUS	0	0	0	0	0	0	0	0	0	0
EST	0	0	0	0	0	0	0	0	0	0
LVA	0	0	0	0	0	0	0	0	0	0
LTU	0	0	0	0	0	0	0	0	0	0
USA	0	0	0	0	0	0	0	0	0	0
E/DEU	10	306	773	35	4	44	10	300	0	73
E/DNK	0	0	0	0	0	0	0	0	0	0
E/ESP	0	20	0	0	0	0	52	31	13	29
E/FRA-M	0	2	2	3	0	0	546	242	67	15
E/GBR	0	316	241	3679	552	0	376	20	0	0
E/IRL	0	0	0	0	0	0	2503	767	(35)	0
E/ITA	0	0	0	0	0	0	0	0	0	0
E/PRT	0	1773	881	790	2464	518	854	455	666	985
OTHERS	0	0	0	0	0	0	0	0	0	0
TOTAL	8037	41946	22352	34671	16075	16998	20267	16762	20109	15967

COUNTRY	1981	1982	1983	1984	1985	1986	1987	1988	1989	1990
BGR	0	0	0	0	0	0	0	0	0	0
CAN	529	2	0	0	0	0	0	0	0	0
CUB	1373	1853	2324	1562	1831	1764	1757	1759	1765	4195
DDR	15	0	40	98	0	88	0	0	0	4025
FRA-SP	0	0	0	0	0	0	0	0	0	0
FRO	0	0	0	0	0	0	0	0	0	0
GRL	0	0	0	0	0	0	0	0	0	0
ISL	0	0	0	0	0	5	0	0	0	0
JPN	386	392	390	389	313	400	131	393	885	2082
KOR-S	0	38	0	0	0	0	0	43	17885	8332
NOR	0	0	0	0	0	0	0	0	0	0
POL	0	0	0	0	0	0	0	0	0	0
ROM	0	0	0	0	0	0	0	0	0	0
SUN	10434	10916	14517	15005	15703	15045	19875	13747	13937	34581
RUS	0	0	0	0	0	0	0	0	0	0
EST	0	0	0	0	0	0	0	0	0	0
LVA	0	0	0	0	0	0	0	0	0	0
LTU	0	0	0	0	0	0	0	0	0	0
USA	0	0	0	0	0	0	0	0	0	0
E/DEU	0	41	0	769	848	145	0	0	2	91
E/DNK	0	0	0	0	0	0	0	0	0	0
E/ESP	488	31	589	282	281	643	825	146	211	1916
E/FRA-M	7	0	0	0	0	0	0	0	0	0
E/GBR	0	3	0	0	0	0	0	0	0	0
E/IRL	0	0	0	0	0	0	0	0	0	0
E/ITA	0	0	0	0	0	0	0	0	0	0
E/PRT	659	1408	1667	2123	1306	10783	21823	7101	13012	11665
OTHERS	0	0	0	0	0	0	0	0	0	0
TOTAL	13891	14684	19527	20228	20282	28873	44411	23189	47697	66887

For quantities in parentheses, nominal catches were not reported by divisions; these have been allocated on the basis of the catches by other countries which reported by divisions.

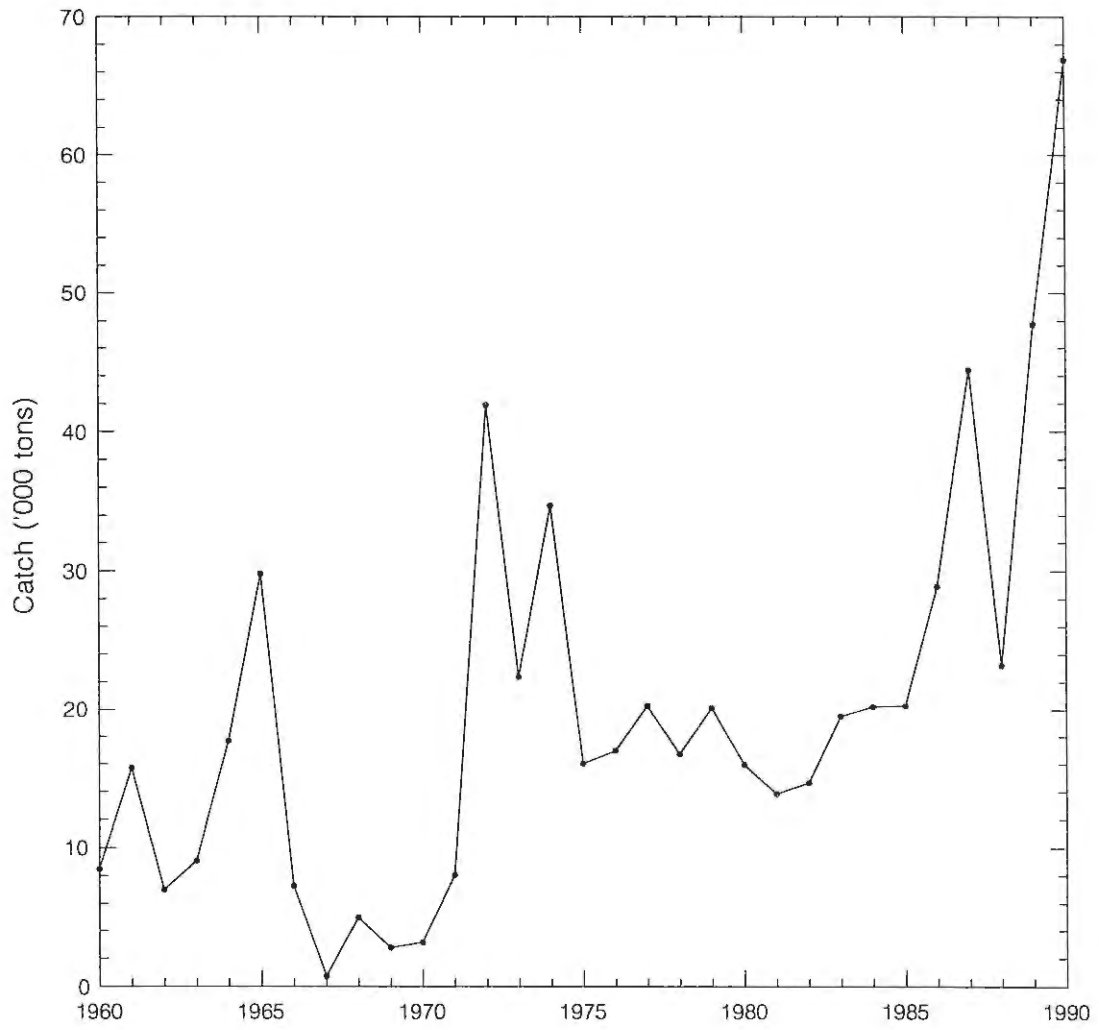


FIG. 19. NOMINAL CATCHES FOR REDFISH IN DIV. 3M.

TABLE 20. NOMINAL CATCHES FOR REDFISH IN DIV. 3LN.

COUNTRY	1960	1961	1962	1963	1964	1965	1966	1967	1968	1969	1970
BGR	0	0	0	0	0	0	0	0	0	0	0
CAN	2378	2741	6862	4755	1363	2904	1458	442	662	292	412
CUB	0	0	0	0	0	0	0	0	0	0	0
DDR	0	0	0	(6232)	(1892)	9973	5853	8313	1783	1563	0
FRA-SP	156	434	152	231	86	107	191	152	100	57	7
FRO	0	0	0	0	0	0	0	0	0	(1)	0
GRL	0	0	0	0	0	0	0	0	0	0	0
ISL	853	93	0	0	3	0	292	0	0	0	0
JPN	0	0	(4)	(33)	(265)	0	0	0	30	38	571
KOR-S	0	0	0	0	0	0	0	0	0	0	0
NOR	0	0	0	0	0	0	0	0	(17)	(49)	(31)
POL	(69)	1983	2229	1534	704	1198	2710	4523	241	247	67
ROM	0	0	0	0	0	0	0	0	0	0	220
SUN	9832	5635	1420	6330	2885	7000	6133	13562	14795	22489	13111
RUS	0	0	0	0	0	0	0	0	0	0	0
EST	0	0	0	0	0	0	0	0	0	0	0
LVA	0	0	0	0	0	0	0	0	0	0	0
LTU	0	0	0	0	0	0	0	0	0	0	0
USA	7978	8623	10530	8169	2791	298	131	24	0	10	0
E/DEU	4837	3552	134	12	199	1852	143	68	0	0	0
E/DNK	0	0	0	0	0	0	0	0	0	0	0
E/ESP	0	0	0	0	0	0	0	0	0	0	0
E/FRA-M	0	0	0	0	0	0	6	12	22	4	0
E/GBR	526	114	107	66	73	134	57	92	10	0	0
E/IRL	0	0	0	0	0	0	0	0	0	0	0
E/ITA	2	(8)	(1)	0	0	0	0	0	0	0	0
E/PRT	0	0	0	0	0	0	0	0	0	0	0
OTHERS	0	0	0	0	0	0	0	0	0	0	0
TOTAL	26631	23183	21439	27362	10261	23466	16974	27188	17660	24750	14419

COUNTRY	1971	1972	1973	1974	1975	1976	1977	1978	1979	1980
BGR	0	116	0	0	0	0	0	0	0	0
CAN	618	444	364	200	1880	6493	9537	3180	6503	4016
CUB	0	0	0	0	0	0	203	1150	1062	1644
DDR	6299	346	261	0	0	744	144	929	168	375
FRA-SP	6	2	0	3	0	4	0	8	0	11
FRO	0	0	1	0	0	1	0	0	0	0
GRL	0	0	0	0	0	0	0	0	0	0
ISL	0	0	0	0	0	0	0	0	0	0
JPN	2214	60	1984	24	0	0	87	522	0	26
KOR-S	0	0	0	0	0	0	0	0	0	0
NOR	(17)	0	0	0	0	0	0	0	0	0
POL	607	94	206	397	19	81	0	0	4	2
ROM	50	10	5	0	0	0	0	0	9	0
SUN	24505	26630	27237	20375	14497	11605	5876	5927	6018	9289
RUS	0	0	0	0	0	0	0	0	0	0
EST	0	0	0	0	0	0	0	0	0	0
LVA	0	0	0	0	0	0	0	0	0	0
LTU	0	0	0	0	0	0	0	0	0	0
USA	0	0	0	0	0	0	0	0	0	11
E/DEU	9	17	366	50	0	29	0	12	7	0
E/DNK	0	0	0	0	0	0	0	0	0	0
E/ESP	37	0	0	0	0	0	0	0	0	0
E/FRA-M	0	0	0	2	6	13	200	9	0	14
E/GBR	8	102	96	625	120	9	4	45	29	3
E/IRL	0	0	0	0	0	0	160	0	0	0
E/ITA	0	0	0	0	0	0	0	0	0	0
E/PRT	0	1112	2777	610	1349	1534	299	261	265	639
OTHERS	0	0	0	0	0	0	0	0	0	0
TOTAL	34370	28933	33297	22286	17871	20513	16516	12043	14067	16030

COUNTRY	1981	1982	1983	1984	1985	1986	1987	1988	1989	1990
BGR	0	0	0	0	0	0	0	0	0	0
CAN	8126	7250	6464	1296	2451	4849	4532	6491	1610	1031
CUB	1309	2621	2370	2320	2055	2429	2433	2483	2869	2456
DDR	567	12	586	849	672	486	696	661	739	739
FRA-SP	0	0	0	0	0	0	0	0	0	0
FRO	0	0	0	0	0	0	0	0	0	0
GRL	0	0	0	0	0	0	0	0	0	0
ISL	0	0	0	0	0	0	0	0	0	0
JPN	128	159	0	186	129	147	165	152	153	155
KOR-S	0	55	0	0	0	617	16417	11118	9155	5701
NOR	0	0	0	0	0	0	0	0	0	0
POL	0	0	2	1	4	0	0	0	0	0
ROM	0	0	0	0	0	0	0	0	0	0
SUN	13499	11021	9012	9277	10885	10885	18856	11739	10978	7362
RUS	0	0	0	0	0	0	0	0	0	0
EST	0	0	0	0	0	0	0	0	0	0
LVA	0	0	0	0	0	0	0	0	0	0
LTU	0	0	0	0	0	0	0	0	0	0
USA	0	0	0	0	85	4	0	0	0	0
E/DEU	0	0	0	89	309	54	0	33	3	3
E/DNK	0	0	0	0	0	0	0	0	0	0
E/ESP	376	303	1222	330	3073	1592	467	675	333	1253
E/FRA-M	0	0	0	0	0	0	13	0	1	0
E/GBR	0	0	0	0	0	0	0	0	0	0
E/IRL	0	0	0	0	0	0	0	0	0	0
E/ITA	0	0	0	0	0	0	0	0	0	0
E/PRT	275	126	91	413	894	21742	27712	12014	6008	6055
OTHERS	0	0	0	0	0	0	0	0	0	0
TOTAL	24280	21547	19747	14761	20557	42805	71291	45366	31849	24755

For quantities in parentheses, nominal catches were not reported by divisions; these have been allocated on the basis of the catches by other countries which reported by divisions.

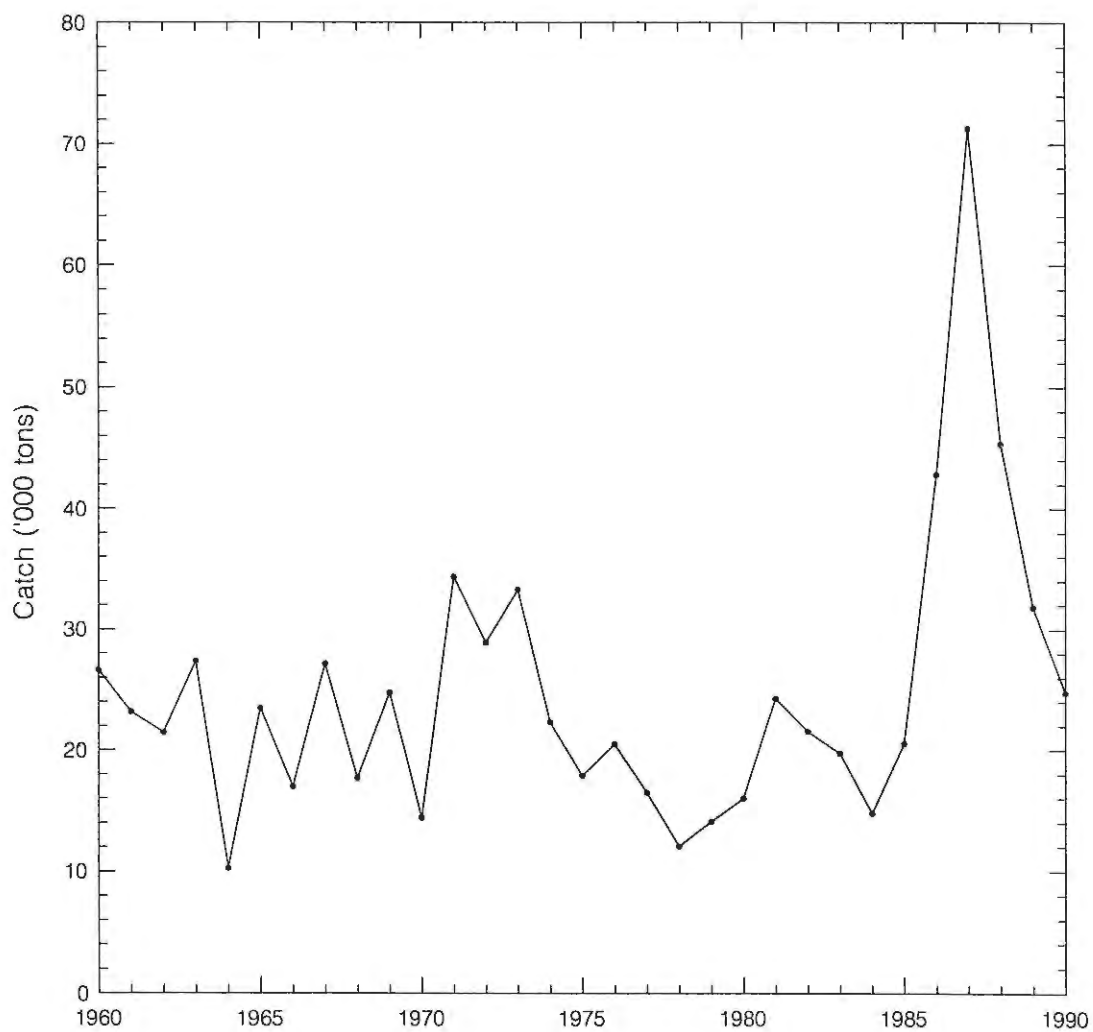


FIG. 20. NOMINAL CATCHES FOR REDFISH IN DIV. 3LN.

TABLE 21. NOMINAL CATCHES FOR REDFISH IN DIV. 30.

COUNTRY	1960	1961	1962	1963	1964	1965	1966	1967	1968	1969	1970
BGR	0	0	0	0	0	0	0	0	0	0	0
CAN	190	997	1046	2155	1320	203	107	645	52	186	288
CUB	0	0	0	0	0	0	0	0	0	0	0
DDR	0	0	0	(2613)	(3611)	179	26	451	0	0	0
FRA-SP	30	147	285	549	260	106	41	210	6	3	0
FRO	0	0	0	0	0	0	0	0	0	(1)	0
GRL	0	0	0	0	0	0	0	0	0	0	0
ISL	0	0	0	0	0	0	0	0	0	0	0
JPN	0	0	(1)	(14)	(505)	0	0	0	21	0	51
KOR-S	0	0	0	0	0	0	0	0	0	0	0
NOR	0	0	0	0	(1)	0	0	0	(6)	(32)	(29)
POL	(13)	0	0	25	0	0	452	1	0	345	0
ROM	0	0	0	0	0	0	0	0	0	0	58
SUN	200	2536	5901	3568	12786	19300	14667	17707	6364	15344	12795
RUS	0	0	0	0	0	0	0	0	0	0	0
EST	0	0	0	0	0	0	0	0	0	0	0
LVA	0	0	0	0	0	0	0	0	0	0	0
LTU	0	0	0	0	0	0	0	0	0	0	0
USA	4609	7704	325	2881	1675	0	7	0	2	0	0
E/DEU	0	0	0	0	0	0	0	0	0	0	0
E/DNK	0	0	0	0	0	0	0	0	0	0	0
E/ESP	0	0	0	0	0	0	0	0	0	0	0
E/FRA-M	0	0	0	0	0	0	0	0	0	0	0
E/GBR	1	10	0	2	3	3	5	23	0	0	0
E/IRL	0	0	0	0	0	0	0	0	0	0	0
E/ITA	0	(3)	0	0	0	0	0	0	0	0	0
E/PRT	0	0	0	0	0	0	0	0	0	0	0
OTHERS	0	0	0	0	0	0	0	0	0	0	0
TOTAL	5043	11397	7558	11807	20161	19791	15305	19037	6451	15911	13221

COUNTRY	1971	1972	1973	1974	1975	1976	1977	1978	1979	1980
BGR	0	0	0	0	0	0	0	0	0	0
CAN	165	508	133	91	103	3664	2972	1841	6404	1541
CUB	0	0	0	0	0	0	500	368	2517	1487
DDR	50	8	0	0	0	0	0	0	0	0
FRA-SP	2	2	0	31	0	15	2	0	0	0
FRO	0	0	0	0	0	0	0	0	0	0
GRL	0	0	0	0	0	0	0	0	0	0
ISL	0	0	0	0	0	0	0	0	0	0
JPN	1132	66	472	44	7	4	0	3	2	0
KOR-S	0	0	0	0	0	0	0	0	0	0
NOR	(10)	0	0	0	0	0	0	0	0	0
POL	225	26	0	0	0	0	0	0	0	0
ROM	2	0	0	0	0	0	0	0	664	0
SUN	18216	15501	8156	12747	15000	11663	7376	4647	8008	14219
RUS	0	0	0	0	0	0	0	0	0	0
EST	0	0	0	0	0	0	0	0	0	0
LVA	0	0	0	0	0	0	0	0	0	0
LTU	0	0	0	0	0	0	0	0	0	0
USA	0	0	0	198	0	0	0	0	0	0
E/DEU	0	0	0	0	0	0	0	0	0	0
E/DNK	0	0	0	0	0	0	0	0	0	0
E/ESP	0	0	0	0	0	0	0	1	8	0
E/FRA-M	0	0	0	0	0	1	0	0	0	0
E/GBR	0	6	0	13	0	0	0	0	0	0
E/IRL	0	0	0	0	0	0	0	0	0	0
E/ITA	0	0	0	0	0	0	0	0	0	0
E/PRT	0	0	36	0	0	1	0	0	134	59
OTHERS	0	0	0	0	0	0	0	0	0	0
TOTAL	19802	16117	8797	13124	15110	15348	10850	6860	17737	17306

COUNTRY	1981	1982	1983	1984	1985	1986	1987	1988	1989	1990
BGR	0	0	0	0	0	0	0	0	0	0
CAN	2577	491	7	167	104	141	183	181	27	155
CUB	1368	1651	1460	1316	806	3006	2859	2753	2138	2750
DDR	0	0	0	0	0	0	0	0	0	0
FRA-SP	0	0	2	0	0	0	0	0	0	0
FRO	0	0	0	0	0	0	0	0	0	0
GRL	0	0	0	0	0	0	0	0	0	0
ISL	0	0	0	0	0	0	0	0	0	0
JPN	0	496	1	1258	661	1162	1074	1606	1724	1406
KOR-S	0	0	0	0	0	0	1726	1805	2638	833
NOR	0	0	0	0	0	0	0	0	0	0
POL	0	0	0	0	0	0	0	0	0	0
ROM	0	0	0	0	0	0	0	0	0	0
SUN	8659	8717	5670	7262	5905	6099	7152	4921	4517	3811
RUS	0	0	0	0	0	0	0	0	0	0
EST	0	0	0	0	0	0	0	0	0	0
LVA	0	0	0	0	0	0	0	0	0	0
LTU	0	0	0	0	0	0	0	0	0	0
USA	0	0	0	0	104	2	0	0	0	0
E/DEU	0	0	0	0	0	0	0	0	0	0
E/DNK	0	0	0	0	0	0	0	0	0	0
E/ESP	0	0	0	25	630	45	26	4	0	4
E/FRA-M	0	0	0	0	0	0	0	0	0	0
E/GBR	0	0	0	0	0	0	0	0	0	0
E/IRL	0	0	0	0	0	0	0	0	0	0
E/ITA	0	0	0	0	0	0	0	0	0	0
E/PRT	0	5	0	0	0	0	0	22	12	83
OTHERS	0	0	0	0	0	0	0	0	0	0
TOTAL	12604	11360	7140	10028	8210	10455	13020	11292	11056	9042

For quantities in parentheses, nominal catches were not reported by divisions; these have been allocated on the basis of the catches by other countries which reported by divisions.

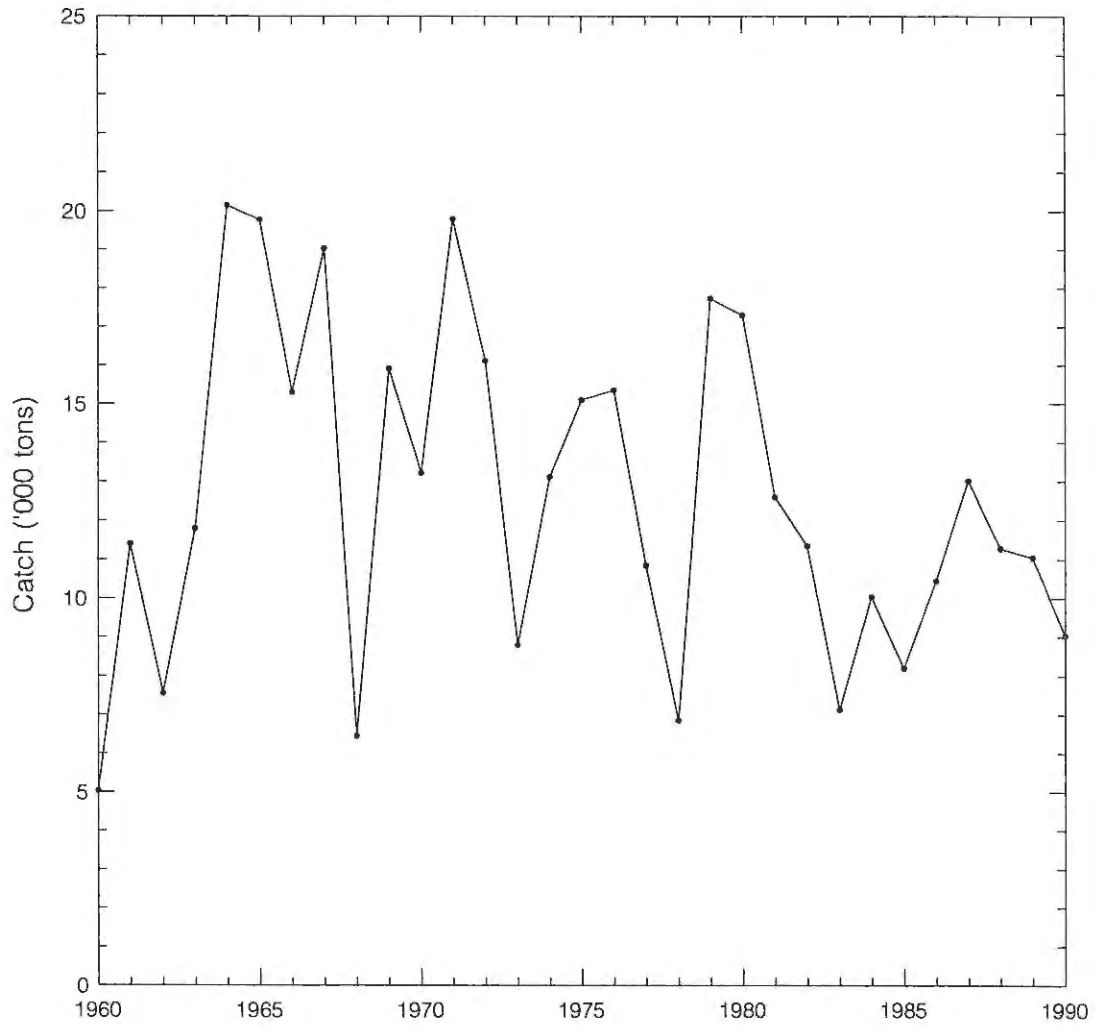


FIG. 21. NOMINAL CATCHES FOR REDFISH IN DIV. 30.

TABLE 22. NOMINAL CATCHES FOR REDFISH IN DIV. 3P.

COUNTRY	1960	1961	1962	1963	1964	1965	1966	1967	1968	1969	1970
BGR	0	0	0	0	0	0	0	0	0	0	0
CAN	6509	9133	9536	12368	12911	17451	18117	13586	6921	8601	10767
CUB	0	0	0	0	0	0	0	0	0	0	0
DDR	0	0	0	(4021)	(3095)	11	0	16357	1844	544	0
FRA-SP	67	266	498	323	599	779	1758	1583	984	638	1225
FRO	0	0	0	0	0	0	0	0	0	(1)	0
GRL	0	0	0	0	0	0	0	0	0	0	0
ISL	0	0	0	0	0	0	0	0	0	0	0
JPN	0	0	(1)	(21)	(433)	0	0	0	522	189	937
KOR-S	0	0	0	0	0	0	0	0	0	0	0
NOR	0	0	0	0	(1)	0	0	0	(13)	(66)	(84)
POL	(24)	0	0	2	0	0	0	117	0	780	154
ROM	0	0	0	0	0	0	0	0	0	0	34
SUN	0	0	1	1	45	0	759	1216	3939	22009	24153
RUS	0	0	0	0	0	0	0	0	0	0	0
EST	0	0	0	0	0	0	0	0	0	0	0
LVA	0	0	0	0	0	0	0	0	0	0	0
LTU	0	0	0	0	0	0	0	0	0	0	0
USA	2644	376	3400	1048	228	474	209	125	196	23	0
E/DEU	0	0	0	0	0	12	0	0	0	0	0
E/DNK	0	0	0	0	0	0	0	0	0	0	0
E/ESP	0	0	0	0	0	6	9	0	0	0	0
E/FRA-M	0	0	0	0	0	0	0	0	0	0	0
E/GBR	5	1	4	5	24	11	16	7	0	0	0
E/IRL	0	0	0	0	0	0	0	0	0	0	0
E/ITA	0	(3)	0	0	0	0	0	0	0	0	0
E/PRT	0	0	0	0	0	0	0	0	0	0	0
OTHERS	0	0	0	0	0	0	0	0	0	0	0
TOTAL	9249	9779	13440	17789	17336	18744	20868	32991	14419	32851	37354

COUNTRY	1971	1972	1973	1974	1975	1976	1977	1978	1979	1980
BGR	0	0	0	0	0	0	0	0	0	0
CAN	5526	5867	14577	9591	18739	16850	15434	14883	9434	7318
CUB	0	0	0	0	0	0	0	0	0	0
DDR	0	13	0	0	0	0	0	0	0	0
FRA-SP	1404	560	155	224	1142	1307	1707	347	163	134
FRO	0	0	0	0	0	0	0	0	0	0
GRL	0	0	0	0	0	0	0	0	0	0
ISL	0	0	0	0	0	0	0	0	0	0
JPN	2466	1038	444	601	6	8	0	0	0	0
KOR-S	0	0	0	0	0	0	0	0	0	0
NOR	(13)	0	0	0	0	0	0	0	0	0
POL	58	0	0	0	0	0	0	0	0	0
ROM	0	0	0	0	0	0	0	0	0	0
SUN	18046	18370	2999	11344	8112	911	14	0	0	0
RUS	0	0	0	0	0	0	0	0	0	0
EST	0	0	0	0	0	0	0	0	0	0
LVA	0	0	0	0	0	0	0	0	0	0
LTU	0	0	0	0	0	0	0	0	0	0
USA	0	0	0	0	0	0	0	0	0	0
E/DEU	0	36	0	0	0	0	0	0	0	0
E/DNK	0	0	0	0	0	0	0	0	0	0
E/ESP	0	0	0	0	10	13	0	0	0	0
E/FRA-M	0	0	0	200	87	14	8	15	22	112
E/GBR	0	0	7	3	3	0	0	0	0	0
E/IRL	0	0	0	0	195	54	0	0	0	0
E/ITA	0	0	0	0	0	0	0	0	0	0
E/PRT	0	153	186	195	151	10	0	0	0	0
OTHERS	0	0	0	0	0	0	0	0	0	0
TOTAL	27513	26037	18368	22158	28445	19167	17163	15245	9619	7564

COUNTRY	1981	1982	1983	1984	1985	1986	1987	1988	1989	1990
BGR	0	0	0	0	0	0	0	0	0	0
CAN	8758	5887	5911	4400	3630	7103	6635	9678	10336	11298
CUB	0	0	0	0	0	0	0	0	0	0
DDR	0	0	0	0	0	0	0	0	0	0
FRA-SP	48	18	10	1	12	44	49	14	13	0
FRO	0	0	0	0	0	0	0	0	0	0
GRL	0	0	0	0	0	0	0	0	0	0
ISL	0	0	0	0	0	0	0	0	0	0
JPN	0	0	0	0	0	0	0	0	0	0
KOR-S	0	0	0	0	0	0	0	0	0	0
NOR	0	0	0	0	0	0	0	0	0	0
POL	0	0	0	0	0	0	0	0	0	0
ROM	0	0	0	0	0	0	0	0	0	0
SUN	0	0	0	0	0	0	0	0	0	0
RUS	0	0	0	0	0	0	0	0	0	0
EST	0	0	0	0	0	0	0	0	0	0
LVA	0	0	0	0	0	0	0	0	0	0
LTU	0	0	0	0	0	0	0	0	0	0
USA	0	0	0	0	0	0	0	0	0	0
E/DEU	0	0	0	0	0	0	0	0	0	0
E/DNK	0	0	0	0	0	0	0	0	0	0
E/ESP	0	0	0	0	0	0	0	0	0	0
E/FRA-M	135	5	4	0	0	0	67	95	1	0
E/GBR	0	0	0	0	0	0	0	0	0	0
E/IRL	0	0	0	0	0	0	0	0	0	0
E/ITA	0	0	0	0	0	0	0	0	0	0
E/PRT	0	0	0	0	0	0	0	0	0	0
OTHERS	0	0	0	0	0	0	0	0	0	0
TOTAL	8941	5910	5925	4401	3642	7149	6751	9787	10350	11298

For quantities in parentheses, nominal catches were not reported by divisions; these have been allocated on the basis of the catches by other countries which reported by divisions.

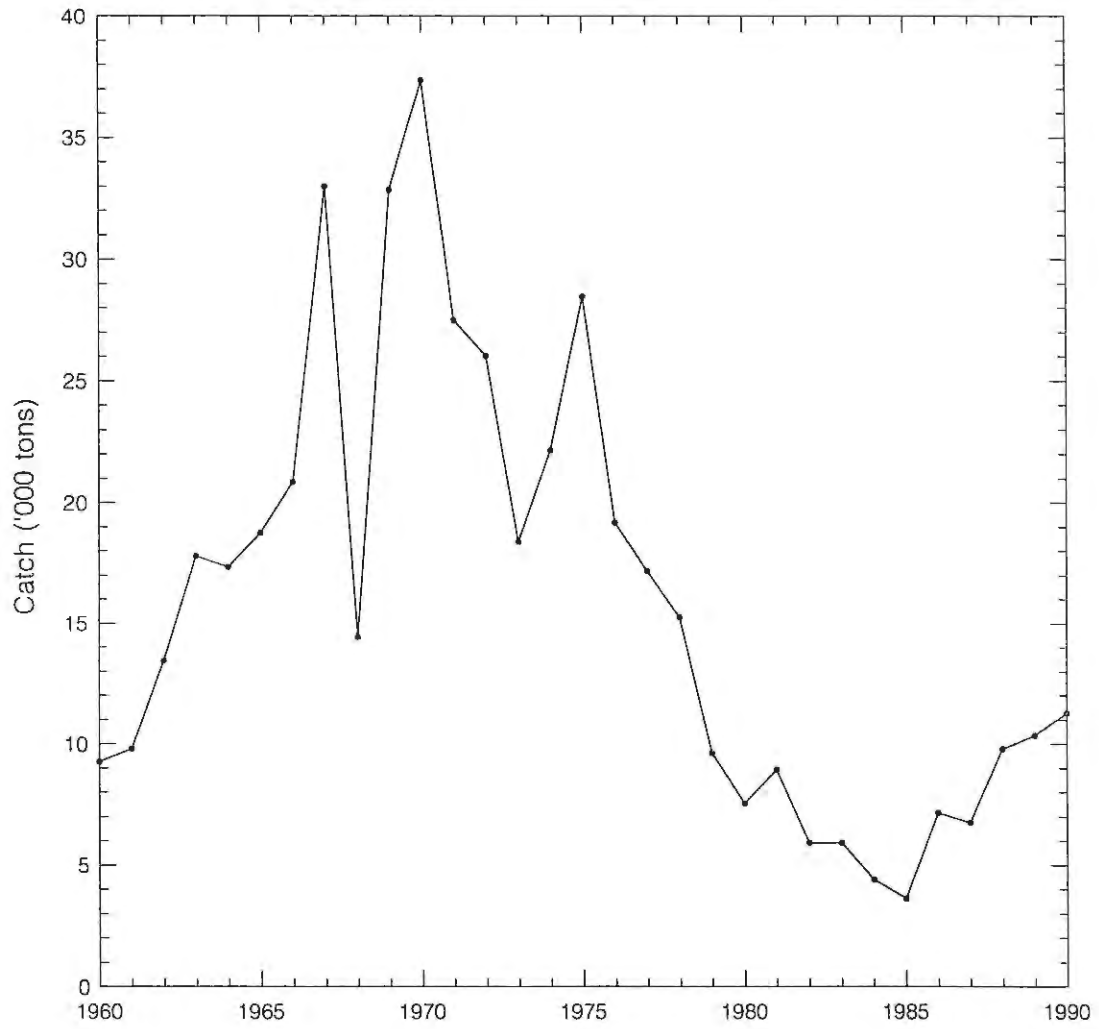


FIG. 22. NOMINAL CATCHES FOR REDFISH IN DIV. 3P.

TABLE 23. NOMINAL CATCHES FOR REDFISH IN DIV. 4RST.

COUNTRY	1960	1961	1962	1963	1964	1965	1966	1967	1968	1969	1970
BGR	0	0	0	0	0	0	0	0	0	0	0
CAN	10911	10172	6518	14915	17334	31723	52449	54061	73460	75752	79732
CUB	0	0	0	0	0	0	0	0	0	0	0
DDR	0	0	0	0	(38)	0	0	0	0	0	0
FRA-SP	6	19	0	0	88	5	0	388	1066	1000	264
FRO	0	0	0	0	0	0	0	0	0	0	0
GRL	0	0	0	0	0	0	0	0	0	0	0
ISL	0	0	0	0	0	0	0	0	0	0	0
JPN	0	0	0	0	0	0	0	0	0	0	0
KOR-S	0	0	0	0	0	0	0	0	0	0	0
NOR	0	0	0	0	0	0	0	0	0	0	0
POL	0	0	0	0	0	0	0	0	0	0	0
ROM	0	0	0	0	0	0	0	0	0	0	0
SUN	0	0	0	0	0	0	0	0	0	0	0
RUS	0	0	0	0	0	0	0	0	0	0	0
EST	0	0	0	0	0	0	0	0	0	0	0
LVA	0	0	0	0	0	0	0	0	0	0	0
LTU	0	0	0	0	0	0	0	0	0	0	0
USA	1298	200	67	4879	12278	17099	12766	15581	16437	12122	7592
E/DEU	0	0	0	0	0	0	0	0	0	0	0
E/DNK	0	0	0	0	0	0	0	0	0	0	0
E/ESP	0	0	0	0	0	0	0	0	0	0	0
E/FRA-M	0	0	0	0	0	0	0	0	0	1	0
E/GBR	0	0	0	0	0	0	0	6	0	0	0
E/IRL	0	0	0	0	0	0	0	0	0	0	0
E/ITA	3	0	0	0	0	0	0	0	0	0	0
E/PRT	0	0	0	0	0	0	0	0	0	0	0
OTHERS	0	0	0	0	0	0	0	0	0	0	0
TOTAL	12218	10391	6585	19794	29738	48827	65215	70036	90963	88875	87588

COUNTRY	1971	1972	1973	1974	1975	1976	1977	1978	1979	1980
BGR	0	0	0	0	0	0	0	0	0	0
CAN	74650	78936	126466	61363	64285	37406	15593	13486	14907	14775
CUB	0	0	0	0	0	0	0	0	0	0
DDR	0	0	0	0	0	0	0	0	0	0
FRA-SP	50	4	1274	283	620	244	115	99	78	2
FRO	0	0	0	0	0	0	0	0	0	0
GRL	0	0	0	0	0	0	0	0	0	0
ISL	0	0	0	0	0	0	0	0	0	0
JPN	0	0	0	0	0	0	0	0	0	0
KOR-S	0	0	0	0	0	0	0	0	0	0
NOR	0	0	0	0	0	0	0	0	0	0
POL	0	0	0	0	0	0	0	0	0	0
ROM	0	0	0	0	0	0	0	0	0	0
SUN	0	0	0	0	0	0	0	0	0	0
RUS	0	0	0	0	0	0	0	0	0	0
EST	0	0	0	0	0	0	0	0	0	0
LVA	0	0	0	0	0	0	0	0	0	0
LTU	0	0	0	0	0	0	0	0	0	0
USA	4706	1111	1627	1032	0	0	0	0	0	0
E/DEU	0	0	0	0	0	0	0	0	0	0
E/DNK	0	0	0	0	0	0	0	0	0	0
E/ESP	0	0	0	0	0	0	0	0	0	0
E/FRA-M	0	0	16	61	20	13	132	6	49	55
E/GBR	0	35	0	0	0	0	0	0	0	0
E/IRL	0	0	0	0	0	0	0	0	0	0
E/ITA	0	0	0	0	0	0	0	0	0	0
E/PRT	0	243	781	750	476	320	0	0	0	0
OTHERS	0	0	0	0	0	0	0	0	0	0
TOTAL	79406	80329	130164	63489	65401	37983	15840	13591	15034	14832

COUNTRY	1981	1982	1983	1984	1985	1986	1987	1988	1989	1990
BGR	0	0	0	0	0	0	0	0	0	0
CAN	20533	26446	24467	34804	28065	33580	34304	38826	44715	50122
CUB	0	0	0	0	0	0	0	0	0	0
DDR	0	0	0	0	0	0	0	0	0	0
FRA-SP	6	4	8	7	2	3	7	0	19	0
FRO	0	0	0	0	0	0	0	0	0	0
GRL	0	0	0	0	0	0	0	0	0	0
ISL	0	0	0	0	0	0	0	0	0	0
JPN	0	0	0	0	0	0	0	0	0	0
KOR-S	0	0	0	0	0	0	0	0	0	0
NOR	0	0	0	0	0	0	0	0	0	0
POL	0	0	0	0	0	0	0	0	0	0
ROM	0	0	0	0	0	0	0	0	0	0
SUN	0	0	0	0	0	0	0	0	0	0
RUS	0	0	0	0	0	0	0	0	0	0
EST	0	0	0	0	0	0	0	0	0	0
LVA	0	0	0	0	0	0	0	0	0	0
LTU	0	0	0	0	0	0	0	0	0	0
USA	0	0	0	0	0	0	0	0	0	0
E/DEU	0	0	0	0	0	0	0	0	0	0
E/DNK	0	0	0	0	0	0	0	0	0	0
E/ESP	0	0	0	0	0	0	0	0	0	0
E/FRA-M	10	6	30	0	0	10	0	0	0	0
E/GBR	0	0	0	0	0	0	0	0	0	0
E/IRL	0	0	0	0	0	0	0	0	0	0
E/ITA	0	0	0	0	0	0	0	0	0	0
E/PRT	0	0	0	0	0	0	0	0	0	0
OTHERS	0	0	0	0	0	0	0	0	0	0
TOTAL	20549	26456	24505	34811	28067	33593	34311	38826	44734	50122

For quantities in parentheses, nominal catches were not reported by divisions; these have been allocated on the basis of the catches by other countries which reported by divisions.

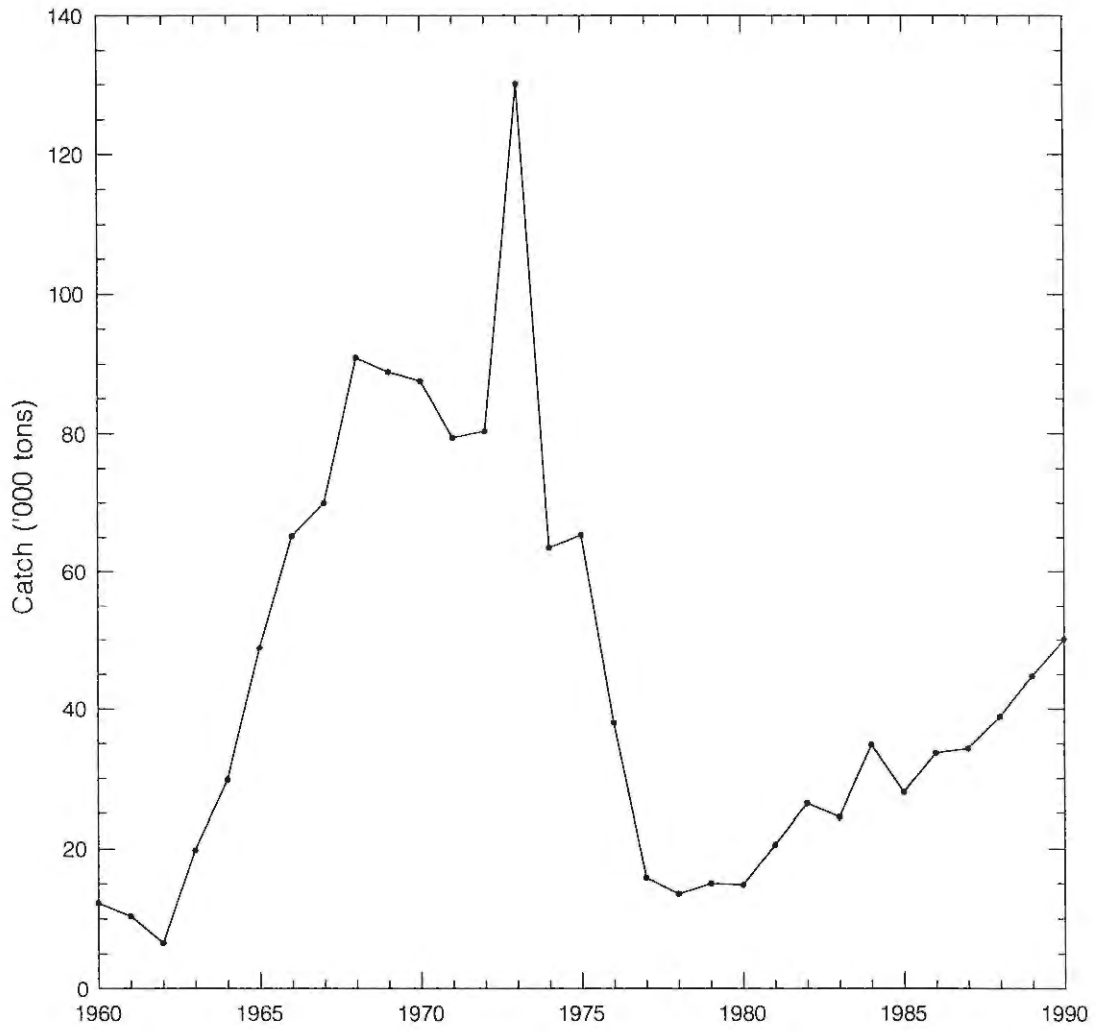


FIG. 23. NOMINAL CATCHES FOR REDFISH IN DIV. 4RST.

TABLE 24. NOMINAL CATCHES FOR REDFISH IN DIV. 4VWX.

COUNTRY	1960	1961	1962	1963	1964	1965	1966	1967	1968	1969	1970
BGR	0	0	0	0	0	0	0	0	0	0	0
CAN	1171	2511	3390	3175	3045	4717	10010	9856	7852	10750	15293
CUB	0	0	0	0	(30)	0	0	0	0	0	0
DDR	0	0	0	0	51	188	63	1747	3	689	0
FRA-SP	17	4	0	0	0	0	0	0	427	933	131
FRO	0	0	0	0	0	0	0	0	0	0	0
GRL	0	0	0	0	0	0	0	0	0	0	0
ISL	0	0	0	0	9	0	0	0	0	0	0
JPN	0	0	0	5	0	0	0	15	527	251	968
KOR-S	0	0	0	0	0	0	0	0	0	0	0
NOR	0	0	0	0	0	0	0	0	0	0	0
POL	0	0	0	0	0	0	0	156	0	6898	20
ROM	0	0	0	0	0	0	0	0	0	0	0
SUN	0	9	3975	12288	3659	1571	13943	67	186	2152	13218
RUS	0	0	0	0	0	0	0	0	0	0	0
EST	0	0	0	0	0	0	0	0	0	0	0
LVA	0	0	0	0	0	0	0	0	0	0	0
LTU	0	0	0	0	0	0	0	0	0	0	0
USA	36294	28960	29370	23282	15641	13082	16679	6415	4635	1142	1949
E/DEU	0	0	0	7	427	19	0	0	0	98	0
E/DNK	0	0	0	0	0	0	0	0	0	0	0
E/ESP	0	0	0	0	0	0	0	0	0	0	0
E/FRA-M	0	0	0	0	0	0	0	0	0	0	0
E/GBR	0	0	0	2	6	1	0	3	0	0	0
E/IRL	0	0	0	0	0	0	0	0	0	0	0
E/ITA	1	0	2	0	0	0	0	0	0	0	0
E/PRT	0	0	0	0	0	0	0	0	0	0	0
OTHERS	0	0	0	0	0	0	0	0	0	80	0
TOTAL	37483	31484	36737	38759	22868	19585	40836	18259	13630	22993	31579

COUNTRY	1971	1972	1973	1974	1975	1976	1977	1978	1979	1980
BGR	0	0	0	0	0	1	0	0	0	9
CAN	29308	21869	16488	15739	17025	12625	14712	13576	12240	13108
CUB	0	0	0	0	21	38	1	52	10	10
DDR	3512	1560	0	0	0	0	0	0	0	0
FRA-SP	285	107	272	410	148	270	63	110	19	12
FRO	0	75	12	0	0	0	0	0	0	0
GRL	0	0	0	0	0	0	0	0	0	0
ISL	0	0	0	0	0	0	0	0	0	0
JPN	1164	2273	1747	171	27	41	3	43	13	23
KOR-S	0	0	0	0	0	0	0	0	0	0
NOR	0	0	0	0	0	0	7	0	0	0
POL	1260	65	49	803	230	0	0	0	0	0
ROM	0	0	0	0	0	0	0	0	0	0
SUN	20591	11858	10601	6696	4849	1021	175	152	152	58
RUS	0	0	0	0	0	0	0	0	0	0
EST	0	0	0	0	0	0	0	0	0	0
LVA	0	0	0	0	0	0	0	0	0	0
LTU	0	0	0	0	0	0	0	0	0	0
USA	6261	12365	10751	8891	5465	4446	2876	2147	719	885
E/DEU	0	0	0	41	0	2	8	1	0	0
E/DNK	0	0	0	0	0	0	0	0	0	0
E/ESP	0	0	0	0	29	0	0	2	0	0
E/FRA-M	0	0	15	10	38	9	0	11	1	9
E/GBR	0	13	0	76	0	0	0	0	0	0
E/IRL	0	0	0	0	29	6	0	0	0	0
E/ITA	0	0	0	0	0	0	0	0	0	0
E/PRT	0	115	238	0	151	0	0	0	0	2
OTHERS	0	0	0	0	0	0	0	0	0	0
TOTAL	62381	50300	40173	32837	28012	18459	17845	16094	13154	14116

COUNTRY	1981	1982	1983	1984	1985	1986	1987	1988	1989	1990
BGR	0	0	0	0	0	0	0	0	0	0
CAN	17753	14366	11988	8053	12829	11687	21284	17395	17281	16817
CUB	0	17	20	11	93	4	13	15	39	37
DDR	0	0	0	0	0	0	0	0	0	0
FRA-SP	3	1	0	2	5	2	1	0	0	0
FRO	0	0	0	0	0	0	0	0	0	0
GRL	0	0	0	0	0	0	0	0	0	0
ISL	0	0	0	0	0	0	0	0	0	0
JPN	5	0	0	1330	926	1490	1185	464	484	503
KOR-S	0	0	0	0	0	0	0	0	0	0
NOR	0	0	0	0	0	0	0	0	0	0
POL	0	0	0	0	0	0	0	0	0	0
ROM	0	0	0	0	0	0	0	0	0	0
SUN	421	96	44	22	111	9	92	93	217	243
RUS	0	0	0	0	0	0	0	0	0	0
EST	0	0	0	0	0	0	0	0	0	0
LVA	0	0	0	0	0	0	0	0	0	0
LTU	0	0	0	0	0	0	0	0	0	0
USA	762	1611	815	872	32	62	46	10	1	9
E/DEU	0	0	0	0	0	0	0	0	0	0
E/DNK	0	0	0	0	0	0	0	0	0	0
E/ESP	0	0	0	0	0	0	0	0	0	0
E/FRA-M	0	1	4	0	0	2	0	0	0	0
E/GBR	0	0	0	0	0	0	0	0	0	0
E/IRL	0	0	0	0	0	0	0	0	0	0
E/ITA	0	0	0	0	0	0	0	0	0	0
E/PRT	0	0	10	0	0	0	0	0	0	0
OTHERS	0	0	0	0	0	0	0	0	0	0
TOTAL	18944	16092	12881	10290	13996	13256	22621	17977	18022	17609

For quantities in parentheses, nominal catches were not reported by divisions; these have been allocated on the basis of the catches by other countries which reported by divisions.

OTHERS: 1969 = Israel.

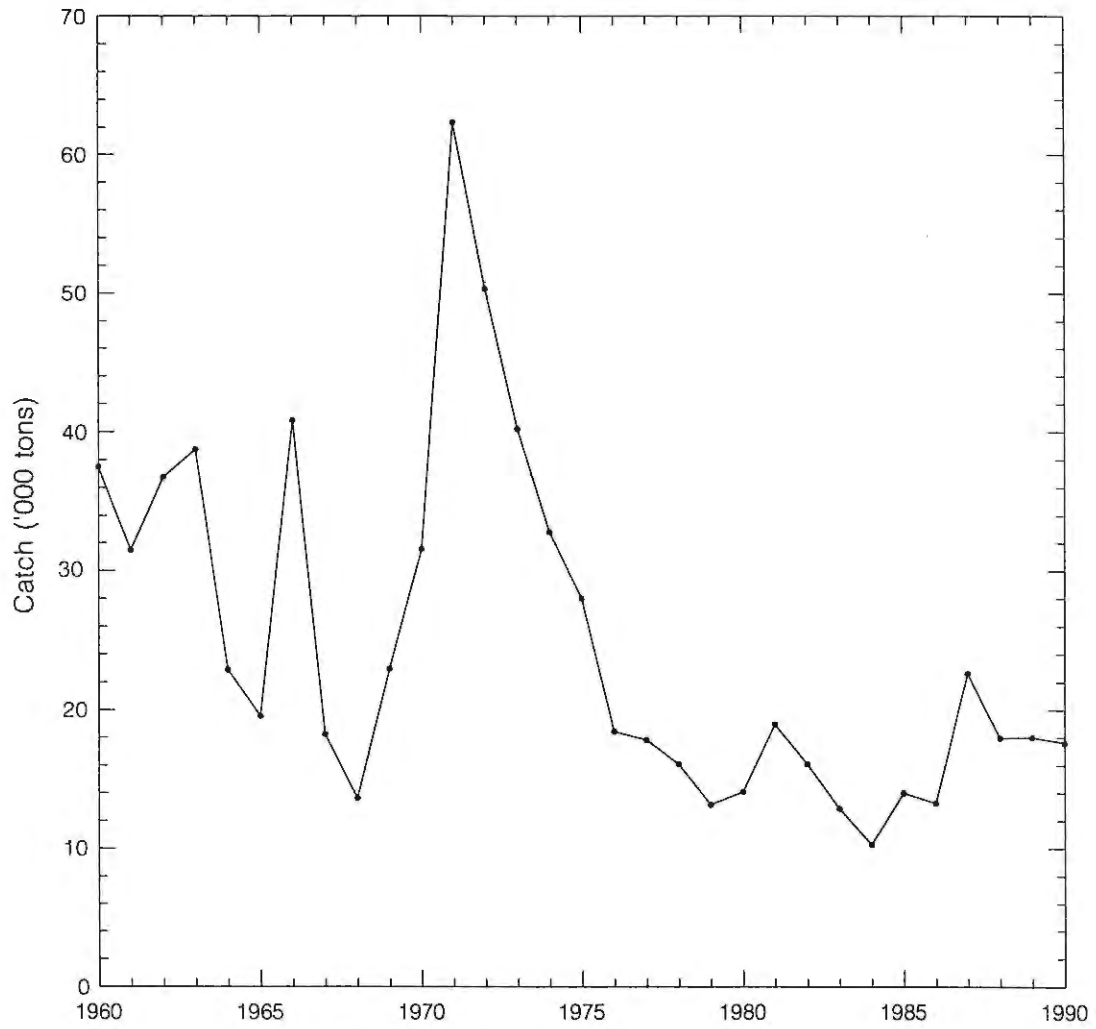


FIG. 24. NOMINAL CATCHES FOR REDFISH IN DIV. 4VWX.

TABLE 25. NOMINAL CATCHES FOR REDFISH IN SUBAREA 5.

COUNTRY	1960	1961	1962	1963	1964	1965	1966	1967	1968	1969	1970
BGR	0	0	0	0	0	0	0	0	0	0	0
CAN	2	25	3	89	56	68	420	194	197	260	338
CUB	0	0	0	0	0	0	0	0	0	0	0
DDR	0	0	0	0	0	0	0	6	2	13	783
FRA-SP	0	0	0	0	0	0	0	0	0	0	0
FRO	0	0	0	0	0	0	0	0	0	0	0
GRL	0	0	0	0	0	0	0	0	0	0	0
ISL	0	0	0	0	0	0	0	0	0	0	0
JPN	0	0	0	0	0	0	0	7	0	62	19
KOR-S	0	0	0	0	0	0	0	0	0	0	0
NOR	0	0	0	0	0	0	0	0	0	0	0
POL	0	0	0	0	0	25	6	215	0	56	30
ROM	0	0	0	0	0	10	0	0	0	0	35
SUN	0	11	1590	1086	445	968	939	0	0	15	0
RUS	0	0	0	0	0	0	0	0	0	0	0
EST	0	0	0	0	0	0	0	0	0	0	0
LVA	0	0	0	0	0	0	0	0	0	0	0
LTU	0	0	0	0	0	0	0	0	0	0	0
USA	11373	14040	12541	8871	7812	6986	7204	10442	6578	12041	15534
E/DEU	0	0	0	0	0	0	0	0	0	0	2
E/DNK	0	0	0	0	0	0	0	0	0	0	0
E/ESP	0	0	0	0	0	0	0	0	0	0	0
E/FRA-M	0	0	0	0	0	0	0	0	0	0	0
E/GBR	0	0	0	0	0	0	0	0	0	0	0
E/IRL	0	0	0	0	0	0	0	0	0	0	0
E/ITA	0	0	0	0	0	0	0	0	0	0	0
E/PRT	0	0	0	0	0	0	0	0	0	0	0
OTHERS	0	0	0	0	0	0	0	0	0	0	0
TOTAL	11375	14076	14134	10046	8313	8057	8569	10864	6777	12455	16741

COUNTRY	1971	1972	1973	1974	1975	1976	1977	1978	1979	1980
BGR	15	15	33	0	0	0	0	0	0	0
CAN	269	124	35	59	59	186	204	92	25	98
CUB	0	0	0	0	37	0	0	0	0	0
DDR	1	127	40	23	5	0	0	0	0	0
FRA-SP	0	0	0	0	0	0	0	0	0	0
FRO	0	0	0	0	0	0	0	0	0	0
GRL	0	0	0	0	0	0	0	0	0	0
ISL	0	0	0	0	0	0	0	0	0	0
JPN	4	15	30	1	19	0	0	0	8	0
KOR-S	0	0	0	0	0	0	0	0	0	0
NOR	0	0	0	0	0	0	0	0	0	0
POL	84	1	28	2	1	0	0	0	0	0
ROM	0	14	0	0	7	0	0	0	0	0
SUN	3394	5639	5240	1705	1368	379	7	0	0	0
RUS	0	0	0	0	0	0	0	0	0	0
EST	0	0	0	0	0	0	0	0	0	0
LVA	0	0	0	0	0	0	0	0	0	0
LTU	0	0	0	0	0	0	0	0	0	0
USA	16267	13157	11954	8677	9075	10131	13012	13992	14722	10085
E/DEU	0	3	0	4	0	0	0	0	0	0
E/DNK	0	0	0	0	0	0	0	0	0	0
E/ESP	0	0	0	0	0	0	0	0	0	0
E/FRA-M	0	0	0	0	0	0	0	0	0	0
E/GBR	0	0	0	0	1	0	0	0	0	0
E/IRL	0	0	0	0	0	0	0	0	0	0
E/ITA	0	0	0	0	0	0	0	0	0	0
E/PRT	0	0	0	0	0	0	0	0	0	0
OTHERS	0	0	0	0	0	0	0	0	0	0
TOTAL	20034	19095	17360	10471	10572	10696	13223	14084	14755	10183

COUNTRY	1981	1982	1983	1984	1985	1986	1987	1988	1989	1990
BGR	0	0	0	0	0	0	0	0	0	0
CAN	19	167	113	71	118	139	35	101	9	13
CUB	0	0	0	0	0	0	0	0	0	0
DDR	0	0	0	0	0	0	0	0	0	0
FRA-SP	0	0	0	0	0	0	0	0	0	0
FRO	0	0	0	0	0	0	0	0	0	0
GRL	0	0	0	0	0	0	0	0	0	0
ISL	0	0	0	0	0	0	0	0	0	0
JPN	0	1	0	0	0	0	0	0	0	0
KOR-S	0	0	0	0	0	0	0	0	0	0
NOR	0	0	0	0	0	0	0	0	0	0
POL	0	0	0	0	0	0	0	0	0	0
ROM	0	0	0	0	0	0	0	0	0	0
SUN	0	0	0	0	0	0	0	0	0	0
RUS	0	0	0	0	0	0	0	0	0	0
EST	0	0	0	0	0	0	0	0	0	0
LVA	0	0	0	0	0	0	0	0	0	0
LTU	0	0	0	0	0	0	0	0	0	0
USA	7896	6735	5215	4722	4164	2790	1859	1076	630	590
E/DEU	0	0	0	0	0	0	0	0	0	0
E/DNK	0	0	0	0	0	0	0	0	0	0
E/ESP	0	0	0	0	0	0	0	0	0	0
E/FRA-M	0	0	0	0	0	0	0	0	0	0
E/GBR	0	0	0	0	0	0	0	0	0	0
E/IRL	0	0	0	0	0	0	0	0	0	0
E/ITA	0	0	0	0	0	0	0	0	0	0
E/PRT	0	0	0	0	0	0	0	0	0	0
OTHERS	0	0	0	0	0	0	0	0	0	0
TOTAL	7915	6903	5328	4793	4282	2929	1894	1177	639	603

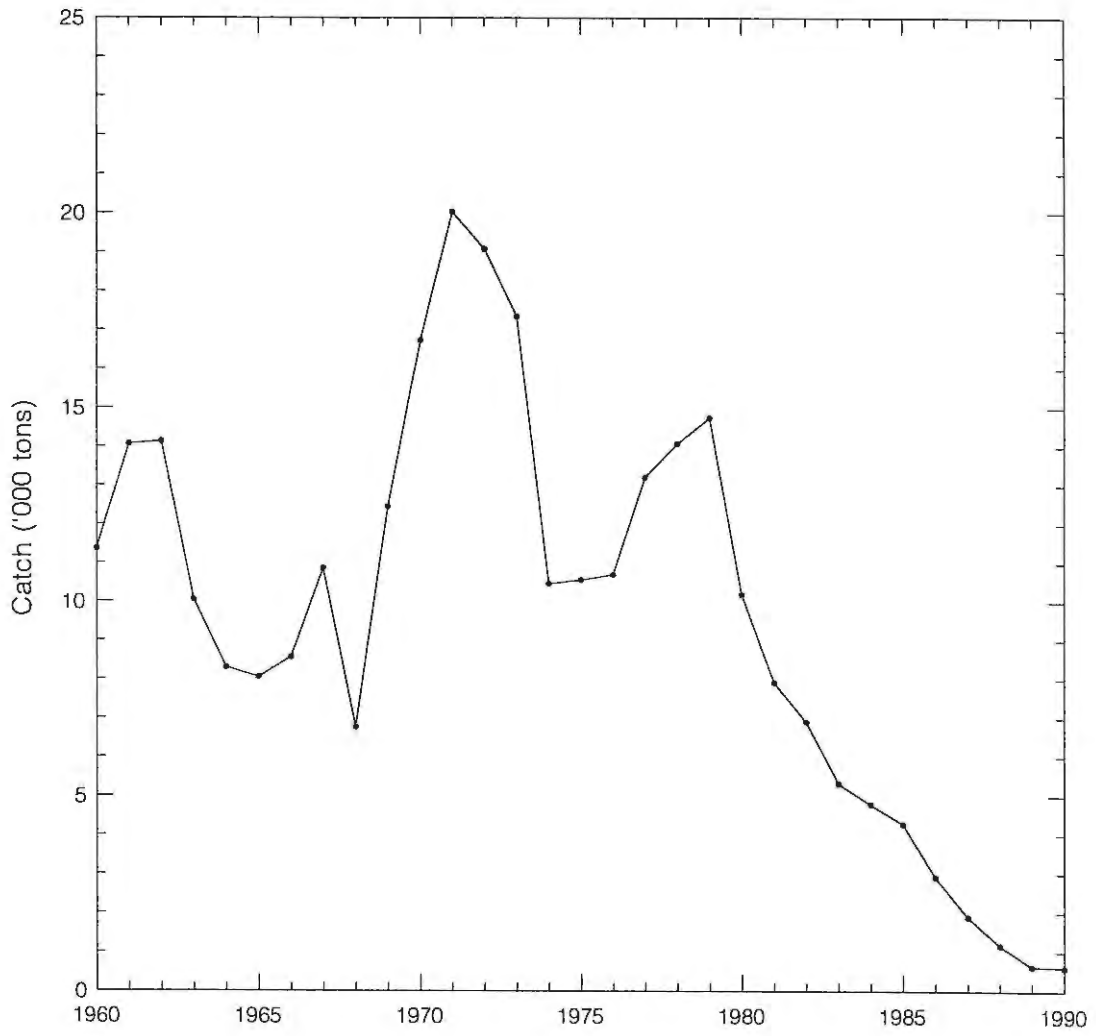


FIG. 25. NOMINAL CATCHES FOR REDFISH IN SUBAREA 5.

TABLE 26. NOMINAL CATCHES FOR SILVER HAKE IN DIV. 4VWX.

COUNTRY	1960	1961	1962	1963	1964	1965	1966	1967	1968	1969	1970
BGR	0	0	0	0	0	0	0	0	0	0	0
CAN	0	0	0	0	0	5	0	0	1	0	0
CUB	0	0	0	0	0	0	0	0	0	0	0
DDR	0	0	0	0	0	0	0	0	0	28	0
FRA-SP	0	0	0	0	0	0	0	0	0	0	0
FRO	0	0	0	0	0	0	0	0	0	0	0
GRL	0	0	0	0	0	0	0	0	0	0	0
ISL	0	0	0	0	0	0	0	0	0	0	0
JPN	0	0	0	0	0	0	0	6	77	223	129
KOR-S	0	0	0	0	0	0	0	0	0	0	0
NOR	0	0	0	0	0	0	0	0	0	0	0
POL	0	0	0	0	0	0	0	0	0	0	0
ROM	0	0	0	0	0	0	0	0	0	0	0
SUN	0	0	8825	123023	81147	49987	10323	2476	3441	46323	168916
RUS	0	0	0	0	0	0	0	0	0	0	0
EST	0	0	0	0	0	0	0	0	0	0	0
LVA	0	0	0	0	0	0	0	0	0	0	0
LTU	0	0	0	0	0	0	0	0	0	0	0
USA	187	2	29	5	0	27	0	1	1	0	0
E/DEU	0	0	0	0	0	0	0	0	0	0	0
E/DNK	0	0	0	0	0	0	0	0	0	0	0
E/ESP	0	0	0	0	0	0	0	0	0	0	0
E/FRA-M	0	0	0	0	0	0	0	0	0	0	0
E/GBR	0	0	0	0	0	0	0	0	0	0	0
E/IRL	0	0	0	0	0	0	0	0	0	0	0
E/ITA	0	0	0	0	0	0	0	0	0	0	0
E/PRT	0	0	0	0	0	0	0	0	0	0	0
OTHERS	0	0	0	0	0	0	0	0	0	0	0
TOTAL	187	2	8854	123028	81147	50019	10323	2483	3520	46574	169045

COUNTRY	1971	1972	1973	1974	1975	1976	1977	1978	1979	1980
BGR	0	0	0	0	1722	3088	862	606	4639	817
CAN	0	0	0	11	101	26	10	26	13	104
CUB	0	201	909	0	1724	12572	1847	3436	1798	2287
DDR	0	0	0	0	0	0	0	0	0	0
FRA-SP	0	0	0	0	0	0	15	0	0	0
FRO	0	0	0	0	0	0	0	0	0	0
GRL	0	0	0	0	0	0	0	0	0	0
ISL	0	0	0	0	0	0	0	0	0	0
JPN	8	63	88	67	54	78	19	161	219	239
KOR-S	0	0	0	0	0	0	0	0	0	0
NOR	0	0	0	0	0	0	0	0	0	0
POL	0	0	0	0	0	0	295	2	0	0
ROM	0	0	0	0	0	0	10	0	1	0
SUN	128633	113774	298533	95371	112566	81216	33301	44062	45076	40982
RUS	0	0	0	0	0	0	0	0	0	0
EST	0	0	0	0	0	0	0	0	0	0
LVA	0	0	0	0	0	0	0	0	0	0
LTU	0	0	0	0	0	0	0	0	0	0
USA	1	0	0	0	7	1	14	0	0	0
E/DEU	0	10	0	296	106	97	684	0	0	0
E/DNK	0	0	0	0	0	0	0	0	0	0
E/ESP	0	0	0	0	6	0	0	2	0	40
E/FRA-M	0	0	0	0	0	0	0	0	0	0
E/GBR	0	0	0	0	0	0	0	0	0	0
E/IRL	0	0	0	0	108	106	0	0	9	0
E/ITA	0	0	0	0	0	0	38	106	5	0
E/PRT	0	0	0	0	0	0	0	0	0	56
OTHERS	0	0	0	0	0	0	0	0	0	0
TOTAL	128642	114048	299530	95745	116394	97184	37095	48401	51760	44525

COUNTRY	1981	1982	1983	1984	1985	1986	1987	1988	1989	1990
BGR	0	0	0	0	0	0	0	0	0	88
CAN	6	38	15	10	2	9	13	9	337	10
CUB	642	11969	7418	14496	17683	16041	20219	9016	14541	13888
DDR	0	0	0	93	0	0	0	0	0	0
FRA-SP	0	0	0	0	0	0	0	0	0	0
FRO	0	0	0	0	0	0	0	0	0	0
GRL	0	0	0	0	0	0	0	0	0	0
ISL	0	0	0	0	0	0	0	0	0	0
JPN	120	937	649	530	120	66	144	0	194	315
KOR-S	0	0	0	0	0	0	0	0	0	0
NOR	0	0	0	0	0	0	0	0	0	0
POL	0	0	0	0	0	0	0	0	0	0
ROM	0	0	0	0	0	0	0	0	0	0
SUN	41243	47261	27377	57423	56337	66571	41329	65349	72917	55429
RUS	0	0	0	0	0	0	0	0	0	0
EST	0	0	0	0	0	0	0	0	0	0
LVA	0	0	0	0	0	0	0	0	0	0
LTU	0	0	0	0	0	0	0	0	0	0
USA	3	2	0	0	0	1	0	0	0	0
E/DEU	0	0	0	0	0	0	0	0	0	0
E/DNK	0	0	0	0	0	0	0	0	0	0
E/ESP	0	0	0	0	0	0	0	0	0	0
E/FRA-M	0	0	0	0	0	0	0	0	0	0
E/GBR	0	0	0	0	0	0	0	0	0	0
E/IRL	0	0	0	0	0	0	0	0	0	0
E/ITA	541	0	0	0	0	0	0	0	0	0
E/PRT	2044	0	378	1714	1338	0	0	0	0	0
OTHERS	0	0	0	0	0	0	0	0	0	0
TOTAL	44599	60207	35837	74266	75480	82688	61705	74374	87989	69730

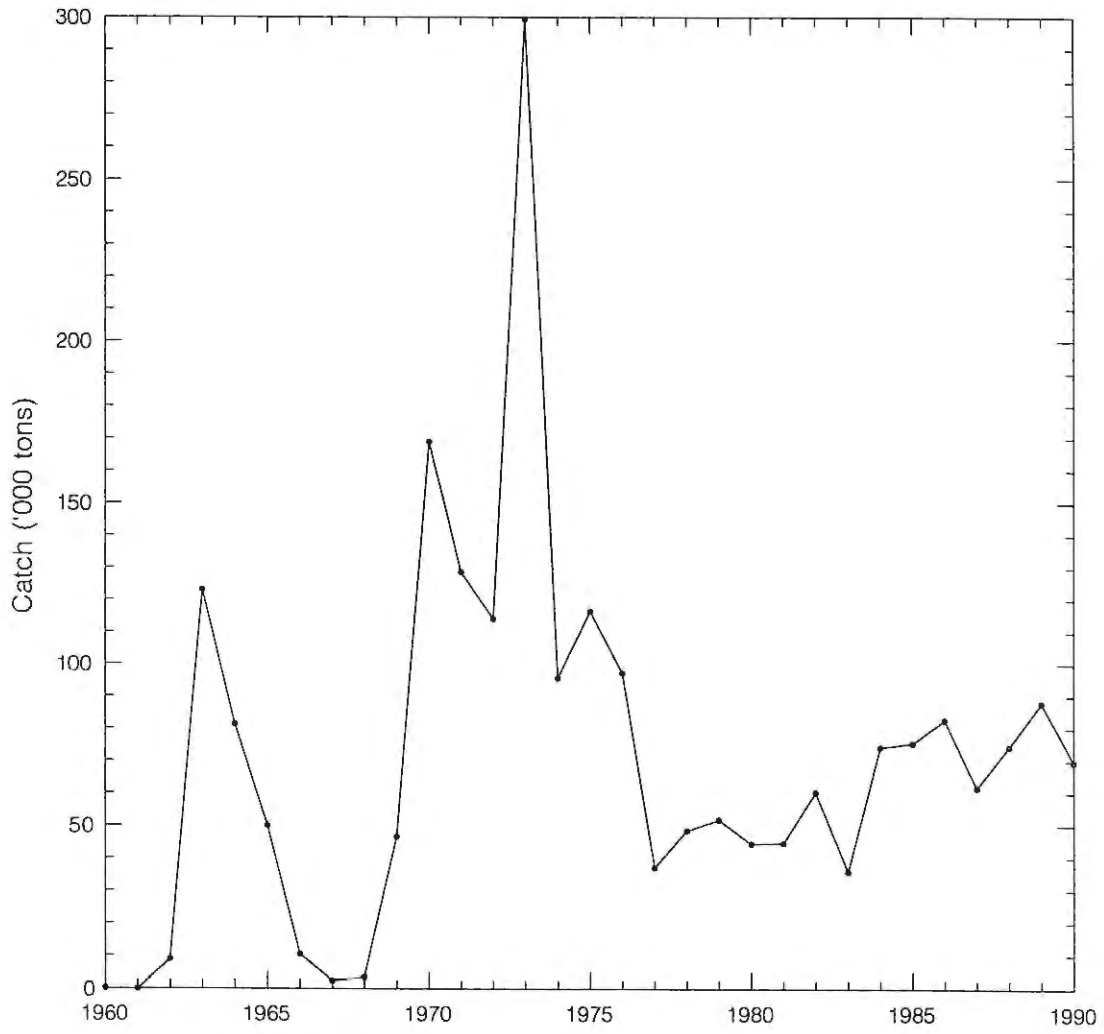


FIG. 26. NOMINAL CATCHES FOR SILVER HAKE IN DIV. 4VWX.

TABLE 27. NOMINAL CATCHES FOR SILVER HAKE IN DIV. 5Y.

COUNTRY	1960	1961	1962	1963	1964	1965	1966	1967	1968	1969	1970
BGR	0	0	0	0	0	0	0	0	0	0	0
CAN	0	0	0	0	0	0	0	0	0	0	0
CUB	0	0	0	0	0	0	0	0	0	0	0
DDR	0	0	0	0	0	0	0	0	0	0	0
FRA-SP	0	0	0	0	0	0	0	0	0	0	0
FRO	0	0	0	0	0	0	0	0	0	0	0
GRL	0	0	0	0	0	0	0	0	0	0	0
ISL	0	0	0	0	0	0	0	0	0	0	0
JPN	0	0	0	0	0	0	0	0	0	1	0
KOR-S	0	0	0	0	0	0	0	0	0	0	0
NOR	0	0	0	0	0	0	0	0	0	0	0
POL	0	0	0	0	0	0	0	0	0	0	0
ROM	0	0	0	0	0	0	0	0	0	0	0
SUN	0	0	0	3660	0	0	0	0	0	0	0
RUS	0	0	0	0	0	0	0	0	0	0	0
EST	0	0	0	0	0	0	0	0	0	0	0
LVA	0	0	0	0	0	0	0	0	0	0	0
LTU	0	0	0	0	0	0	0	0	0	0	0
USA	22435	25623	25319	22941	31584	22676	21495	14653	24706	14632	11384
E/DEU	0	0	0	0	0	0	0	0	0	0	0
E/DNK	0	0	0	0	0	0	0	0	0	0	0
E/ESP	0	0	0	0	0	0	0	0	0	0	0
E/FRA-M	0	0	0	0	0	0	0	0	0	0	0
E/GBR	0	0	0	0	0	0	0	0	0	0	0
E/IRL	0	0	0	0	0	0	0	0	0	0	0
E/ITA	0	0	0	0	0	0	0	0	0	0	0
E/PRT	0	0	0	0	0	0	0	0	0	0	0
OTHERS	0	0	0	0	0	0	0	0	0	0	0
TOTAL	22435	25623	25319	26601	31584	22676	21495	14653	24706	14633	11384

COUNTRY	1971	1972	1973	1974	1975	1976	1977	1978	1979	1980
BGR	0	0	3	0	0	0	0	0	0	0
CAN	0	0	0	0	0	0	0	0	0	0
CUB	0	0	0	0	0	0	0	0	0	0
DDR	0	93	34	0	0	0	0	0	0	0
FRA-SP	0	0	0	0	0	0	0	0	0	0
FRO	0	0	0	0	0	0	0	0	0	0
GRL	0	0	0	0	0	0	0	0	0	0
ISL	0	0	0	0	0	0	0	0	0	0
JPN	0	0	0	0	0	0	0	0	0	0
KOR-S	0	0	0	0	0	0	0	0	0	0
NOR	0	0	0	0	0	0	0	0	0	0
POL	0	0	0	0	243	0	0	0	0	0
ROM	0	0	0	0	0	0	0	0	0	0
SUN	68	857	483	578	845	0	2	0	0	0
RUS	0	0	0	0	0	0	0	0	0	0
EST	0	0	0	0	0	0	0	0	0	0
LVA	0	0	0	0	0	0	0	0	0	0
LTU	0	0	0	0	0	0	0	0	0	0
USA	8263	5570	8347	4635	8042	9759	8727	6195	2636	3811
E/DEU	0	131	29	0	11	0	0	0	0	0
E/DNK	0	0	0	0	0	0	0	0	0	0
E/ESP	0	0	0	0	0	0	0	0	0	0
E/FRA-M	0	0	0	0	0	0	0	0	0	0
E/GBR	0	0	0	0	0	0	0	0	0	0
E/IRL	0	0	0	0	0	0	0	0	0	0
E/ITA	0	0	0	0	0	0	0	0	0	0
E/PRT	0	0	0	0	0	0	0	0	0	0
OTHERS	0	0	0	0	0	0	0	0	0	0
TOTAL	8331	6651	8896	5213	9141	9759	8729	6195	2636	3811

COUNTRY	1981	1982	1983	1984	1985	1986	1987	1988	1989	1990
BGR	0	0	0	0	0	0	0	0	0	0
CAN	0	0	0	0	0	0	0	0	0	0
CUB	0	0	0	0	0	0	0	0	0	0
DDR	0	0	0	0	0	0	0	0	0	0
FRA-SP	0	0	0	0	0	0	0	0	0	0
FRO	0	0	0	0	0	0	0	0	0	0
GRL	0	0	0	0	0	0	0	0	0	0
ISL	0	0	0	0	0	0	0	0	0	0
JPN	0	0	0	0	0	0	0	0	0	0
KOR-S	0	0	0	0	0	0	0	0	0	0
NOR	0	0	0	0	0	0	0	0	0	0
POL	0	0	0	0	0	0	0	0	0	0
ROM	0	0	0	0	0	0	0	0	0	0
SUN	0	0	0	0	0	0	0	0	0	0
RUS	0	0	0	0	0	0	0	0	0	0
EST	0	0	0	0	0	0	0	0	0	0
LVA	0	0	0	0	0	0	0	0	0	0
LTU	0	0	0	0	0	0	0	0	0	0
USA	3823	3257	4801	7335	7606	5336	4360	3664	1719	2895
E/DEU	0	0	0	0	0	0	0	0	0	0
E/DNK	0	0	0	0	0	0	0	0	0	0
E/ESP	0	0	0	0	0	0	0	0	0	0
E/FRA-M	0	0	0	0	0	0	0	0	0	0
E/GBR	0	0	0	0	0	0	0	0	0	0
E/IRL	0	0	0	0	0	0	0	0	0	0
E/ITA	0	0	0	0	0	0	0	0	0	0
E/PRT	0	0	0	0	0	0	0	0	0	0
OTHERS	0	0	0	0	0	0	0	0	0	0
TOTAL	3823	3257	4801	7335	7606	5336	4360	3664	1719	2895

USA - Catches for 1960-63 include proportions from 5NK.

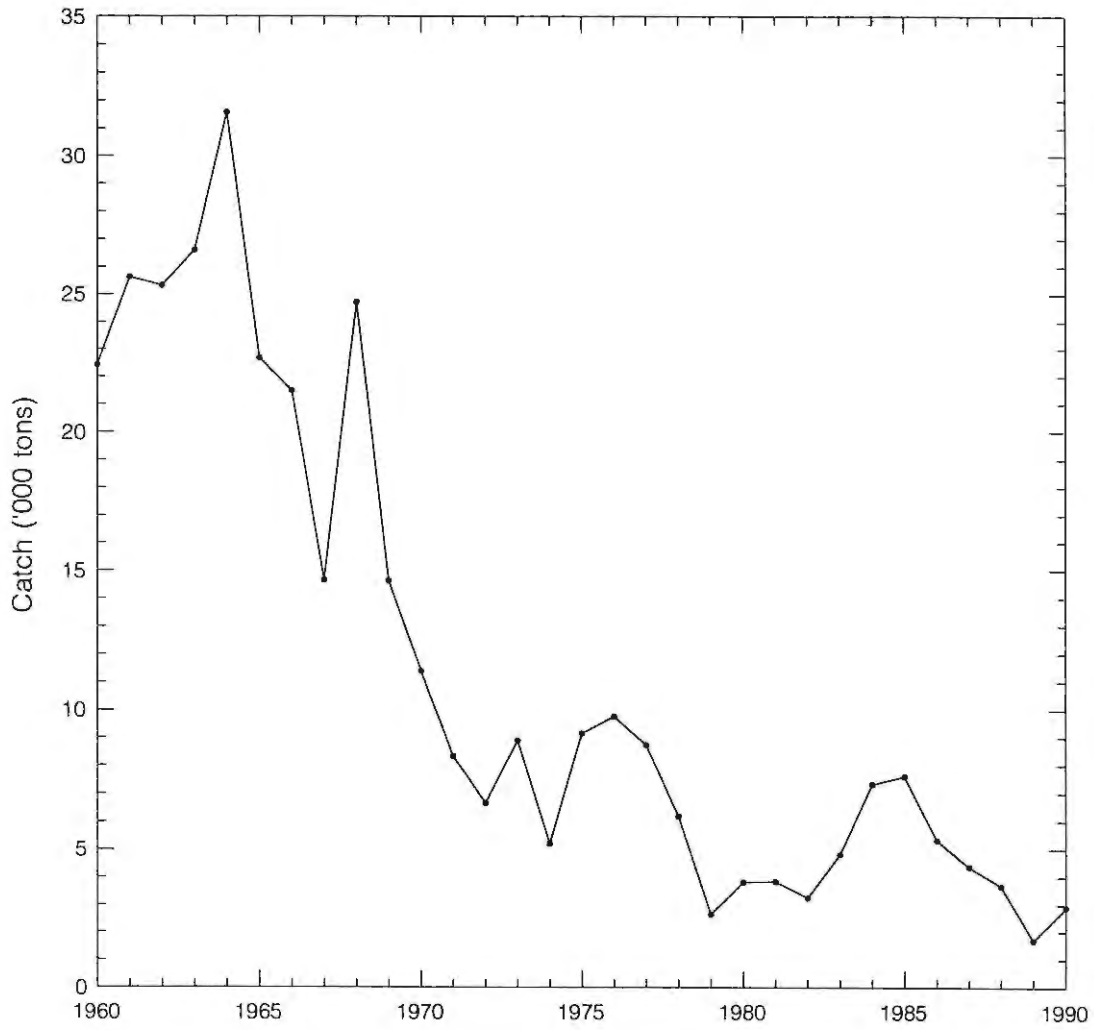


FIG. 27. NOMINAL CATCHES FOR SILVER HAKE IN DIV. 5Y.

TABLE 28. NOMINAL CATCHES FOR SILVER HAKE IN SUBDIV. 5ZE.

COUNTRY	1960	1961	1962	1963	1964	1965	1966	1967	1968	1969	1970
BGR	0	0	0	0	0	0	0	0	0	0	0
CAN	0	0	0	0	0	0	0	0	0	0	0
CUB	0	0	0	0	0	0	0	0	14	119	0
DDR	0	0	0	0	0	0	0	3	5	42	0
FRA-SP	0	0	0	0	0	0	0	0	0	0	0
FRO	0	0	0	0	0	0	0	0	0	0	0
GRL	0	0	0	0	0	0	0	0	0	0	0
ISL	0	0	0	0	0	0	0	0	0	0	0
JPN	0	0	0	0	0	0	0	16	37	148	31
KOR-S	0	0	0	0	0	0	0	0	0	0	0
NOR	0	0	0	0	0	0	0	0	0	0	0
POL	0	0	0	0	0	0	0	0	887	292	15
ROM	0	0	0	0	0	0	0	0	0	7	79
SUN	0	0	41900	103697	167308	281431	121373	69984	28013	16144	20548
RUS	0	0	0	0	0	0	0	0	0	0	0
EST	0	0	0	0	0	0	0	0	0	0	0
LVA	0	0	0	0	0	0	0	0	0	0	0
LTU	0	0	0	0	0	0	0	0	0	0	0
USA	24183	16894	18952	16306	21561	19135	19276	16377	6451	1654	4238
E/DEU	0	0	0	0	0	0	0	0	0	0	0
E/DNK	0	0	0	0	0	0	0	0	0	0	0
E/ESP	0	0	0	0	0	0	0	0	0	0	0
E/FRA-M	0	0	0	0	0	0	0	0	0	0	0
E/GBR	0	0	0	0	0	0	0	0	0	0	0
E/IRL	0	0	0	0	0	0	0	0	0	0	0
E/ITA	0	0	0	0	0	0	0	0	0	0	0
E/PRT	0	0	0	0	0	0	0	0	0	0	0
OTHERS	0	0	0	0	0	0	0	0	0	0	0
TOTAL	24183	16894	60852	120003	188869	300566	140649	86380	35407	18406	24911

COUNTRY	1971	1972	1973	1974	1975	1976	1977	1978	1979	1980
BGR	1393	1914	879	740	1021	0	1305	0	0	0
CAN	0	0	0	1	2	0	0	0	0	0
CUB	265	354	0	0	1304	3658	0	0	0	2
DDR	88	111	145	36	29	0	0	0	0	0
FRA-SP	0	0	0	0	0	0	0	0	0	0
FRO	0	0	0	0	0	0	0	0	0	0
GRL	0	0	0	0	0	0	0	0	0	0
ISL	0	0	0	0	0	0	0	0	0	0
JPN	82	104	188	43	1	6	0	5	137	278
KOR-S	0	0	0	0	0	0	0	0	0	0
NOR	0	0	0	0	0	0	0	0	0	0
POL	124	0	251	70	125	102	0	0	0	0
ROM	0	42	4	204	122	172	0	0	0	0
SUN	67115	73882	55042	62938	55795	37992	39200	3602	861	0
RUS	0	0	0	0	0	0	0	0	0	0
EST	0	0	0	0	0	0	0	0	0	0
LVA	0	0	0	0	0	0	0	0	0	0
LTU	0	0	0	0	0	0	0	0	0	0
USA	3069	879	5698	2283	4588	3793	3749	6393	893	1166
E/DEU	0	226	0	49	26	81	0	0	0	0
E/DNK	0	0	0	0	0	0	0	0	0	0
E/ESP	0	0	0	0	3	5	10	5	21	218
E/FRA-M	0	0	0	0	0	0	0	0	0	0
E/GBR	0	0	0	0	0	0	0	0	0	0
E/IRL	0	0	0	0	49	0	0	0	0	0
E/ITA	0	0	0	0	0	0	0	0	0	0
E/PRT	0	0	0	0	0	0	0	0	0	0
OTHERS	0	0	0	0	0	0	0	4	0	0
TOTAL	72136	77512	62207	66364	63065	45809	44264	10009	1912	1664

COUNTRY	1981	1982	1983	1984	1985	1986	1987	1988	1989	1990
BGR	0	0	0	0	0	0	0	0	0	0
CAN	0	0	0	0	0	0	0	0	0	0
CUB	0	0	0	0	0	0	0	0	0	0
DDR	0	0	0	0	0	0	0	0	0	0
FRA-SP	0	0	0	0	0	0	0	0	0	0
FRO	0	0	0	0	0	0	0	0	0	0
GRL	0	0	0	0	0	0	0	0	0	0
ISL	0	0	0	0	0	0	0	0	0	0
JPN	111	31	44	7	3	2	0	0	0	0
KOR-S	0	0	0	0	0	0	0	0	0	0
NOR	0	0	0	0	0	0	0	0	0	0
POL	0	0	0	0	15	11	0	0	0	0
ROM	0	0	0	0	0	0	0	0	0	0
SUN	0	0	0	0	0	0	0	0	0	0
RUS	0	0	0	0	0	0	0	0	0	0
EST	0	0	0	0	0	0	0	0	0	0
LVA	0	0	0	0	0	0	0	0	0	0
LTU	0	0	0	0	0	0	0	0	0	0
USA	1165	1802	1149	1416	1056	1495	2432	3889	4707	4582
E/DEU	0	0	0	0	0	0	0	0	0	0
E/DNK	0	0	0	0	0	0	0	0	0	0
E/ESP	333	72	30	5	17	104	0	0	0	0
E/FRA-M	0	0	0	0	0	0	0	0	0	0
E/GBR	0	0	0	0	0	0	0	0	0	0
E/IRL	0	0	0	0	0	0	0	0	0	0
E/ITA	0	0	0	0	0	0	0	0	0	0
E/PRT	0	0	0	0	0	0	0	0	0	0
OTHERS	0	0	0	0	0	0	0	0	0	0
TOTAL	1609	1905	1223	1428	1091	1612	2432	3889	4707	4582

Nominal catches are not available by Subdivisions (5Ze+5Zw) prior to 1968. Division 5Z catches for 1960-67 are listed in this table and Stat. Area 6 catches for 1960-67 in the following table.

USA - Catches for 1960-63 include proportions from 5NK.

OTHERS: 1978 = Mexico.

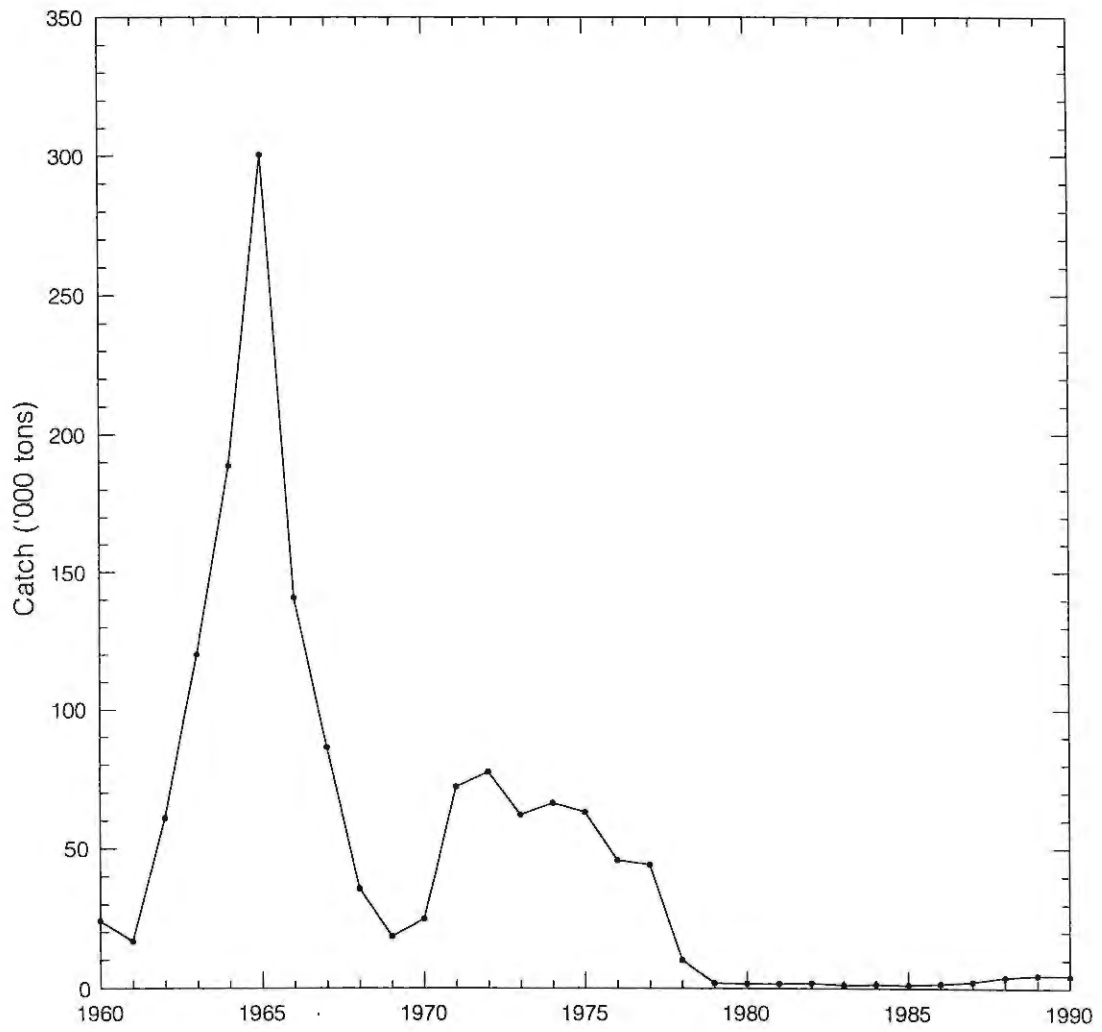


FIG. 28. NOMINAL CATCHES FOR SILVER HAKE IN SUBDIV. 52E.

TABLE 29. NOMINAL CATCHES FOR SILVER HAKE IN SUBDIV. 52W + SUBAREA 6.

COUNTRY	1960	1961	1962	1963	1964	1965	1966	1967	1968	1969	1970
BGR	0	0	0	0	0	0	0	0	0	746	439
CAN	0	0	0	0	0	0	0	0	0	0	0
CUB	0	0	0	0	0	0	0	0	0	0	0
DDR	0	0	0	0	0	0	0	0	0	2	0
FRA-SP	0	0	0	0	0	0	0	0	0	0	0
FRO	0	0	0	0	0	0	0	0	0	0	0
GRL	0	0	0	0	0	0	0	0	0	0	0
ISL	0	0	0	0	0	0	0	0	0	0	0
JPN	0	0	0	0	0	0	0	22	44	123	299
KOR-S	0	0	0	0	0	0	0	0	0	0	0
NOR	0	0	0	0	0	0	0	0	0	0	0
POL	0	0	0	0	0	0	0	0	121	0	0
ROM	0	0	0	0	0	0	0	0	0	0	40
SUN	0	0	0	4191	16889	17728	92924	18606	30812	57820	11493
RUS	0	0	0	0	0	0	0	0	0	0	0
EST	0	0	0	0	0	0	0	0	0	0	0
LVA	0	0	0	0	0	0	0	0	0	0	0
LTU	0	0	0	0	0	0	0	0	0	0	0
USA	0	0	0	2775	2984	3299	3277	4416	8163	7235	6005
E/DEU	0	0	0	0	0	0	0	0	0	0	0
E/DNK	0	0	0	0	0	0	0	0	0	0	0
E/ESP	0	0	0	0	0	0	0	0	0	0	0
E/FRA-M	0	0	0	0	0	0	0	0	0	0	0
E/GBR	0	0	0	0	0	0	0	0	0	0	0
E/IRL	0	0	0	0	0	0	0	0	0	0	0
E/ITA	0	0	0	0	0	0	0	0	0	0	0
E/PRT	0	0	0	0	0	0	0	0	0	0	0
OTHERS	0	0	0	0	0	0	0	0	0	0	0
TOTAL	0	0	0	6966	19873	21027	96201	23044	39140	65926	18276

COUNTRY	1971	1972	1973	1974	1975	1976	1977	1978	1979	1980
BGR	621	1629	668	1792	896	233	114	0	0	0
CAN	0	0	0	0	0	0	0	0	0	0
CUB	0	474	0	0	212	92	269	0	0	48
DDR	9	16	15	2	8	1	0	0	0	0
FRA-SP	0	0	0	0	0	0	0	0	0	0
FRO	0	0	0	0	0	0	0	0	0	0
GRL	0	0	0	0	0	0	0	0	0	0
ISL	0	0	0	0	0	0	0	0	0	0
JPN	70	101	268	64	0	9	38	268	554	338
KOR-S	0	0	0	0	0	0	0	0	0	0
NOR	0	0	0	0	0	0	0	0	0	0
POL	24	0	92	70	16	113	0	0	0	0
ROM	432	127	45	125	0	414	12	17	45	0
SUN	21393	27146	57928	49175	32241	15780	13943	9882	2215	0
RUS	0	0	0	0	0	0	0	0	0	0
EST	0	0	0	0	0	0	0	0	0	0
LVA	0	0	0	0	0	0	0	0	0	0
LTU	0	0	0	0	0	0	0	0	0	0
USA	4989	1881	6098	7200	8278	9511	9443	11410	12973	11484
E/DEU	0	0	1	0	0	0	0	0	0	0
E/DNK	0	0	0	0	0	0	0	0	0	0
E/ESP	0	0	0	0	19	33	98	97	354	257
E/FRA-M	0	0	0	0	0	0	0	0	0	0
E/GBR	0	0	0	0	0	0	0	0	0	0
E/IRL	0	0	0	0	44	43	11	0	0	0
E/ITA	0	0	0	0	0	0	47	611	600	498
E/PRT	0	0	0	0	0	0	0	0	0	0
OTHERS	0	0	0	0	0	0	0	0	110	39
TOTAL	27538	31374	65115	58428	41714	26229	23975	22285	16851	12664

COUNTRY	1981	1982	1983	1984	1985	1986	1987	1988	1989	1990
BGR	0	0	0	0	0	0	0	0	0	0
CAN	0	0	0	0	0	0	0	0	0	0
CUB	0	0	0	0	0	0	0	0	0	0
DDR	0	0	0	0	16	13	2	4	7	0
FRA-SP	0	0	0	0	0	0	0	0	0	0
FRO	0	0	0	0	0	0	0	0	0	0
GRL	0	0	0	0	0	0	0	0	0	0
ISL	0	0	0	0	0	0	0	0	0	0
JPN	533	445	73	40	39	1	0	0	0	0
KOR-S	0	0	0	0	0	0	0	0	0	0
NOR	0	0	0	0	0	0	0	0	0	0
POL	68	0	0	9	0	2	0	0	8	0
ROM	0	0	0	0	0	0	0	0	0	0
SUN	0	0	0	0	0	0	0	0	0	0
RUS	0	0	0	0	0	0	0	0	0	0
EST	0	0	0	0	0	0	0	0	0	0
LVA	0	0	0	0	0	0	0	0	0	0
LTU	0	0	0	0	0	0	0	0	0	0
USA	11306	11758	10892	12255	11479	8317	8921	8634	11656	12520
E/DEU	0	0	0	0	0	0	0	0	0	0
E/DNK	0	0	0	0	0	0	0	0	0	0
E/ESP	328	726	138	142	293	84	0	0	0	0
E/FRA-M	0	0	0	0	0	0	0	0	0	0
E/GBR	0	0	0	0	0	0	0	0	0	0
E/IRL	0	0	0	0	0	0	0	0	0	0
E/ITA	1670	1136	334	208	939	450	3	0	0	0
E/PRT	0	0	0	0	0	0	0	0	0	0
OTHERS	0	0	0	0	0	0	0	4	0	0
TOTAL	13905	14065	11437	12654	12766	8867	8926	8642	11671	12520

Nominal catches are not available by Subdivisions (52e+52w) prior to 1968. Stat. Area 6 catches for 1960-67 are listed in this table and Division 52 catches for 1960-67 in the preceding table.

OTHERS: 1979 and 1980 = Mexico; 1988 = Netherlands.

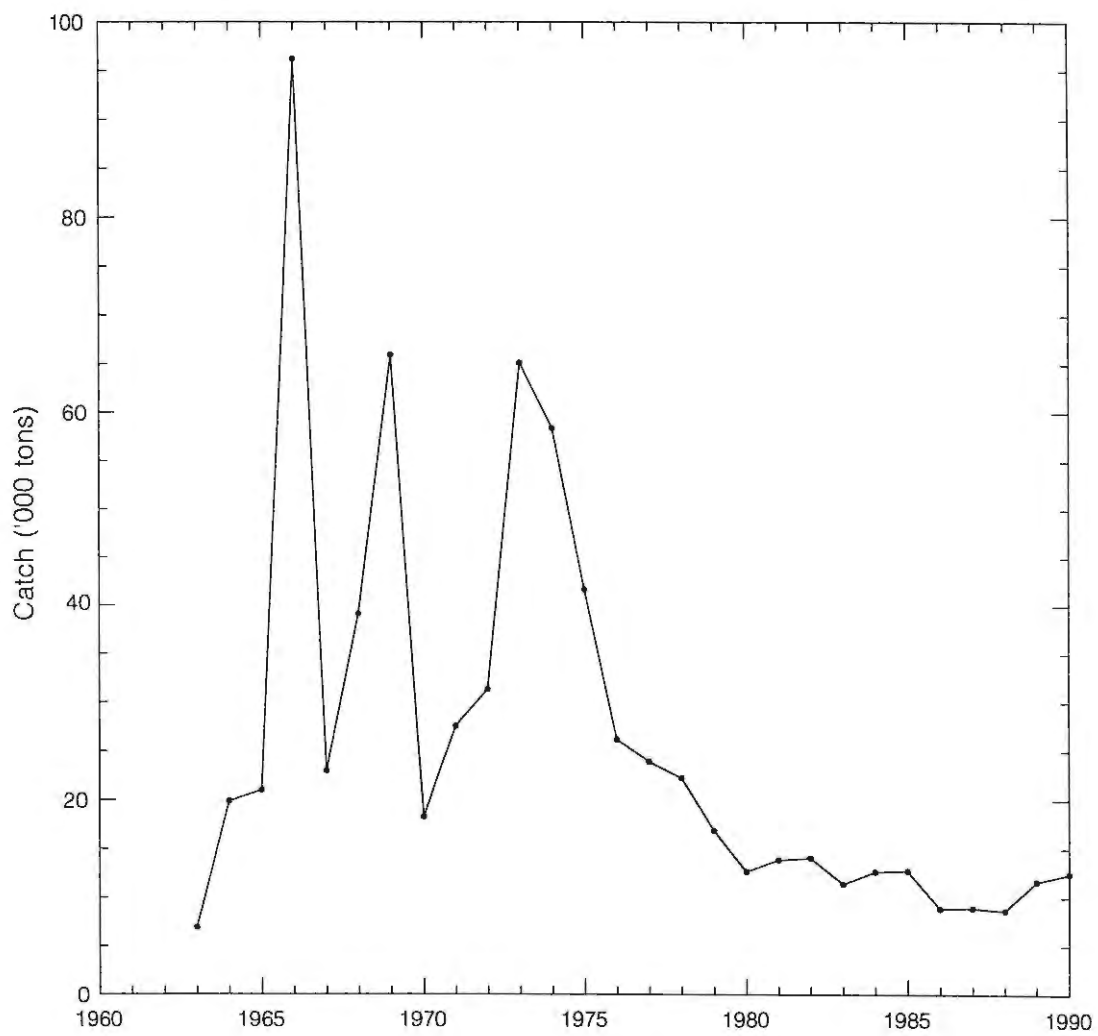


FIG. 29. NOMINAL CATCHES FOR SILVER HAKE IN SUBDIV. 52W + SUBAREA 6.

TABLE 30. NOMINAL CATCHES FOR RED HAKE IN SUBDIV. 5ZE.

COUNTRY	1960	1961	1962	1963	1964	1965	1966	1967	1968	1969	1970
BGR	0	0	0	0	0	0	0	0	0	0	0
CAN	0	0	0	0	0	26	11	7	0	0	0
CUB	0	0	0	0	0	0	0	0	0	0	0
DDR	0	0	0	0	0	0	0	0	5	0	0
FRA-SP	0	0	0	0	0	0	0	0	0	0	0
FRO	0	0	0	0	0	0	0	0	0	0	0
GRL	0	0	0	0	0	0	0	0	0	0	0
ISL	0	0	0	0	0	0	0	0	0	0	0
JPN	0	0	0	0	0	0	0	0	0	0	0
KOR-S	0	0	0	0	0	0	0	0	0	0	0
NOR	0	0	0	0	0	0	0	0	0	0	0
POL	0	0	0	0	0	0	0	748	0	0	0
ROM	0	0	0	0	0	0	0	0	0	0	0
SUN	0	0	0	3205	3588	58546	82889	37593	4509	4237	1815
RUS	0	0	0	0	0	0	0	0	0	0	0
EST	0	0	0	0	0	0	0	0	0	0	0
LVA	0	0	0	0	0	0	0	0	0	0	0
LTU	0	0	0	0	0	0	0	0	0	0	0
USA	2369	1428	1395	2587	24430	13301	3646	6210	545	51	100
E/DEU	0	0	0	0	0	0	0	0	0	0	0
E/DNK	0	0	0	0	0	0	0	0	0	0	0
E/ESP	0	0	0	0	0	0	0	61	22	0	0
E/FRA-M	0	0	0	0	0	0	0	0	0	0	0
E/GBR	0	0	0	0	0	0	0	0	0	0	0
E/IRL	0	0	0	0	0	0	0	0	0	0	0
E/ITA	0	0	0	0	0	0	0	0	0	0	0
E/PRT	0	0	0	0	0	0	0	0	0	0	0
OTHERS	0	0	0	0	0	0	0	0	0	0	0
TOTAL	2369	1428	1395	5792	28018	71873	86546	44619	5081	4288	1915

COUNTRY	1971	1972	1973	1974	1975	1976	1977	1978	1979	1980
BGR		1366	1043	172	72	19	0	25	0	0
CAN	0	0	0	0	0	0	0	0	0	0
CUB	0	0	0	0	0	329	0	0	0	0
DDR	0	5	0	0	0	0	0	0	0	0
FRA-SP	0	0	0	0	0	0	0	0	0	0
FRO	0	0	0	0	0	0	0	0	0	0
GRL	0	0	0	0	0	0	0	0	0	0
ISL	0	0	0	0	0	0	0	0	0	0
JPN	6	187	0	0	1	0	0	1	2	23
KOR-S	0	0	0	0	0	0	0	0	0	0
NOR	0	0	0	0	0	0	0	0	0	0
POL	0	11	9	0	0	0	0	0	0	0
ROM	0	0	0	149	0	20	0	0	0	0
SUN	6984	37960	24406	9145	14921	16738	2783	812	6	0
RUS	0	0	0	0	0	0	0	0	0	0
EST	0	0	0	0	0	0	0	0	0	0
LVA	0	0	0	0	0	0	0	0	0	0
LTU	0	0	0	0	0	0	0	0	0	0
USA	111	160	74	77	55	37	95	151	271	240
E/DEU	0	0	0	0	0	0	0	0	0	0
E/DNK	0	0	0	0	0	0	0	0	0	0
E/ESP	0	0	5	57	8	0	0	1	2	17
E/FRA-M	0	0	0	0	0	0	0	0	0	0
E/GBR	0	0	0	0	0	0	0	0	0	0
E/IRL	0	0	0	0	0	0	0	0	0	0
E/ITA	0	0	0	0	0	0	0	0	1	0
E/PRT	0	0	0	0	0	0	0	0	0	0
OTHERS	0	0	0	0	0	0	0	0	0	0
TOTAL	8467	39366	24666	9500	15004	17124	2903	965	282	280

COUNTRY	1981	1982	1983	1984	1985	1986	1987	1988	1989	1990
BGR	0	0	0	0	0	0	0	0	0	0
CAN	0	0	0	0	0	0	0	0	0	0
CUB	0	0	0	0	0	0	0	0	0	0
DDR	0	0	0	0	0	0	0	0	0	0
FRA-SP	0	0	0	0	0	0	0	0	0	0
FRO	0	0	0	0	0	0	0	0	0	0
GRL	0	0	0	0	0	0	0	0	0	0
ISL	0	0	0	0	0	0	0	0	0	0
JPN	6	9	4	0	0	0	0	0	0	0
KOR-S	0	0	0	0	0	0	0	0	0	0
NOR	0	0	0	0	0	0	0	0	0	0
POL	0	0	0	0	0	0	0	0	0	0
ROM	0	0	0	0	0	0	0	0	0	0
SUN	0	0	0	0	0	0	0	0	0	0
RUS	0	0	0	0	0	0	0	0	0	0
EST	0	0	0	0	0	0	0	0	0	0
LVA	0	0	0	0	0	0	0	0	0	0
LTU	0	0	0	0	0	0	0	0	0	0
USA	314	147	78	92	57	77	239	275	332	218
E/DEU	0	0	0	0	0	0	0	0	0	0
E/DNK	0	0	0	0	0	0	0	0	0	0
E/ESP	55	16	21	0	3	0	0	0	0	0
E/FRA-M	0	0	0	0	0	0	0	0	0	0
E/GBR	0	0	0	0	0	0	0	0	0	0
E/IRL	0	0	0	0	0	0	0	0	0	0
E/ITA	0	0	0	0	0	0	0	0	0	0
E/PRT	0	0	0	0	0	0	0	0	0	0
OTHERS	0	0	0	0	0	0	0	0	0	0
TOTAL	375	172	103	92	60	77	239	275	332	218

Nominal catches are not available by Subdivisions (52e+52w) prior to 1968. Division 52 catches for 1960-67 are listed in this table and Stat. Area 6 catches for 1960-67 in the following table.

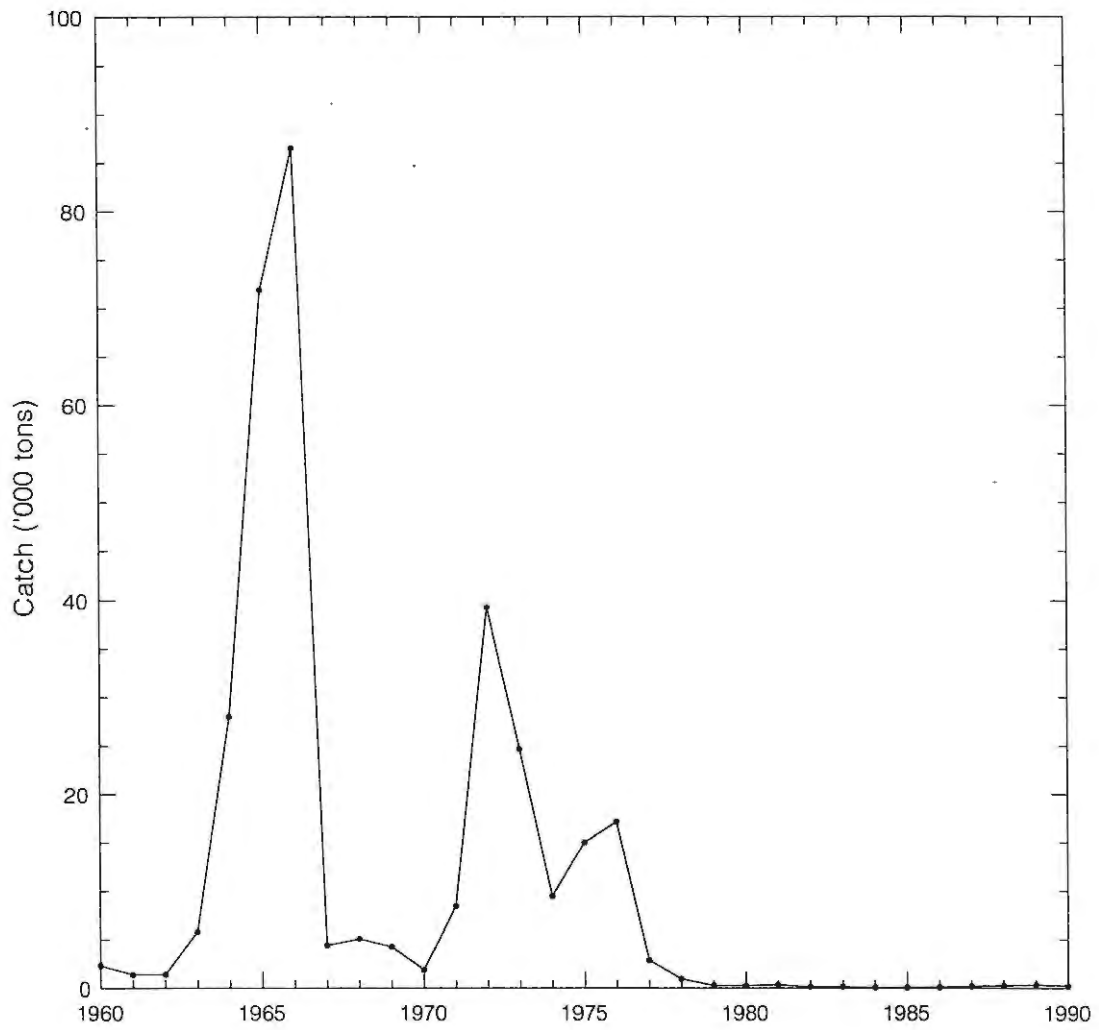


FIG. 30. NOMINAL CATCHES FOR RED HAKE IN SUBDIV. 52E.

TABLE 31. NOMINAL CATCHES FOR RED HAKE IN SUBDIV. 5ZW + SUBAREA 6.

COUNTRY	1960	1961	1962	1963	1964	1965	1966	1967	1968	1969	1970
BGR	0	0	0	0	0	0	0	0	0	114	197
CAN	0	0	0	0	0	0	0	0	0	0	0
CUB	0	0	0	0	0	0	0	0	0	0	0
DDR	0	0	0	0	0	0	0	0	0	0	0
FRA-SP	0	0	0	0	0	0	0	0	0	0	0
FRO	0	0	0	0	0	0	0	0	0	0	0
GRL	0	0	0	0	0	0	0	0	0	0	0
ISL	0	0	0	0	0	0	0	0	0	0	0
JPN	0	0	0	0	0	0	0	0	0	0	0
KOR-S	0	0	0	0	0	0	0	0	0	0	0
NOR	0	0	0	0	0	0	0	0	0	0	0
POL	0	0	0	0	0	0	0	0	0	0	0
ROM	0	0	0	0	0	0	0	0	0	0	0
SUN	0	0	0	770	8372	11745	25722	14884	8698	44913	5534
RUS	0	0	0	0	0	0	0	0	0	0	0
EST	0	0	0	0	0	0	0	0	0	0	0
LVA	0	0	0	0	0	0	0	0	0	0	0
LTU	0	0	0	0	0	0	0	0	0	0	0
USA	0	0	0	668	601	624	590	579	6464	5491	4591
E/DEU	0	0	0	0	0	0	0	0	0	0	0
E/DNK	0	0	0	0	0	0	0	0	0	0	0
E/ESP	0	0	0	0	0	0	0	0	0	0	0
E/FRA-M	0	0	0	0	0	0	0	0	0	0	0
E/GBR	0	0	0	0	0	0	0	0	0	0	0
E/IRL	0	0	0	0	0	0	0	0	0	0	0
E/ITA	0	0	0	0	0	0	0	0	0	0	0
E/PRT	0	0	0	0	0	0	0	0	0	0	0
OTHERS	0	0	0	0	0	0	0	0	0	0	0
TOTAL	0	0	0	1438	8973	12369	26312	15463	15162	50518	10322

COUNTRY	1971	1972	1973	1974	1975	1976	1977	1978	1979	1980
BGR	1218	471	216	401	14	0	0	0	0	0
CAN	0	0	0	0	0	0	0	0	0	0
CUB	0	0	0	0	0	0	38	0	0	14
DDR	0	40	0	0	0	0	0	0	0	0
FRA-SP	0	0	0	0	0	0	0	0	0	0
FRO	0	0	0	0	0	0	0	0	0	0
GRL	0	0	0	0	0	0	0	0	0	0
ISL	0	0	0	0	0	0	0	0	0	0
JPN	8	549	2	0	0	0	0	9	12	10
KOR-S	0	0	0	0	0	0	0	0	0	0
NOR	0	5	0	0	0	0	0	0	0	0
POL	0	5	25	0	0	0	0	0	0	0
ROM	0	43	0	51	0	35	8	0	0	1
SUN	26654	33368	37640	20917	11195	7122	2370	1268	663	0
RUS	0	0	0	0	0	0	0	0	0	0
EST	0	0	0	0	0	0	0	0	0	0
LVA	0	0	0	0	0	0	0	0	0	0
LTU	0	0	0	0	0	0	0	0	0	0
USA	3225	1993	3603	2182	2065	3904	2492	3293	6621	3908
E/DEU	0	0	0	0	0	0	0	0	0	0
E/DNK	0	0	0	0	0	0	0	0	0	0
E/ESP	0	0	0	0	4	0	14	10	65	31
E/FRA-M	0	0	0	0	0	0	0	0	0	0
E/GBR	0	0	0	0	0	0	0	0	0	0
E/IRL	0	0	0	0	0	0	0	0	0	0
E/ITA	0	0	0	0	0	0	5	50	187	41
E/PRT	0	0	0	0	0	0	0	0	0	0
OTHERS	0	0	0	0	0	0	0	1	40	12
TOTAL	31105	36469	41486	23551	13278	11061	4927	4631	7588	4017

COUNTRY	1981	1982	1983	1984	1985	1986	1987	1988	1989	1990
BGR	0	0	0	0	0	0	0	0	0	0
CAN	0	0	0	0	0	0	0	0	0	0
CUB	0	0	0	0	0	0	0	0	0	0
DDR	0	0	0	0	0	0	0	0	0	0
FRA-SP	0	0	0	0	0	0	0	0	0	0
FRO	0	0	0	0	0	0	0	0	0	0
GRL	0	0	0	0	0	0	0	0	0	0
ISL	0	0	0	0	0	0	0	0	0	0
JPN	9	11	5	0	3	0	0	0	0	0
KOR-S	0	0	0	0	0	0	0	0	0	0
NOR	0	0	0	0	0	0	0	0	0	0
POL	0	0	0	0	0	0	0	0	0	0
ROM	0	0	0	0	0	0	0	0	0	0
SUN	0	0	0	0	0	0	0	0	0	0
RUS	0	0	0	0	0	0	0	0	0	0
EST	0	0	0	0	0	0	0	0	0	0
LVA	0	0	0	0	0	0	0	0	0	0
LTU	0	0	0	0	0	0	0	0	0	0
USA	3271	2625	1452	1221	826	612	977	902	908	784
E/DEU	0	0	0	0	0	0	0	0	0	0
E/DNK	0	0	0	0	0	0	0	0	0	0
E/ESP	49	133	39	43	43	1	0	0	0	0
E/FRA-M	0	0	0	0	0	0	0	0	0	0
E/GBR	0	0	0	0	0	0	0	0	0	0
E/IRL	0	0	0	0	0	0	0	0	0	0
E/ITA	37	39	36	11	31	50	0	0	0	0
E/PRT	0	0	0	0	0	0	0	0	0	0
OTHERS	0	0	0	0	0	0	0	0	0	0
TOTAL	3366	2808	1532	1275	903	663	977	902	908	784

Nominal catches are not available by Subdivisions (5Ze+5Zw) prior to 1968. Stat. Area 6 catches for 1960-67 are listed in this table and Division 5Z catches for 1960-67 in the preceding table.

OTHERS: 1978, 1979 and 1980 = Mexico.

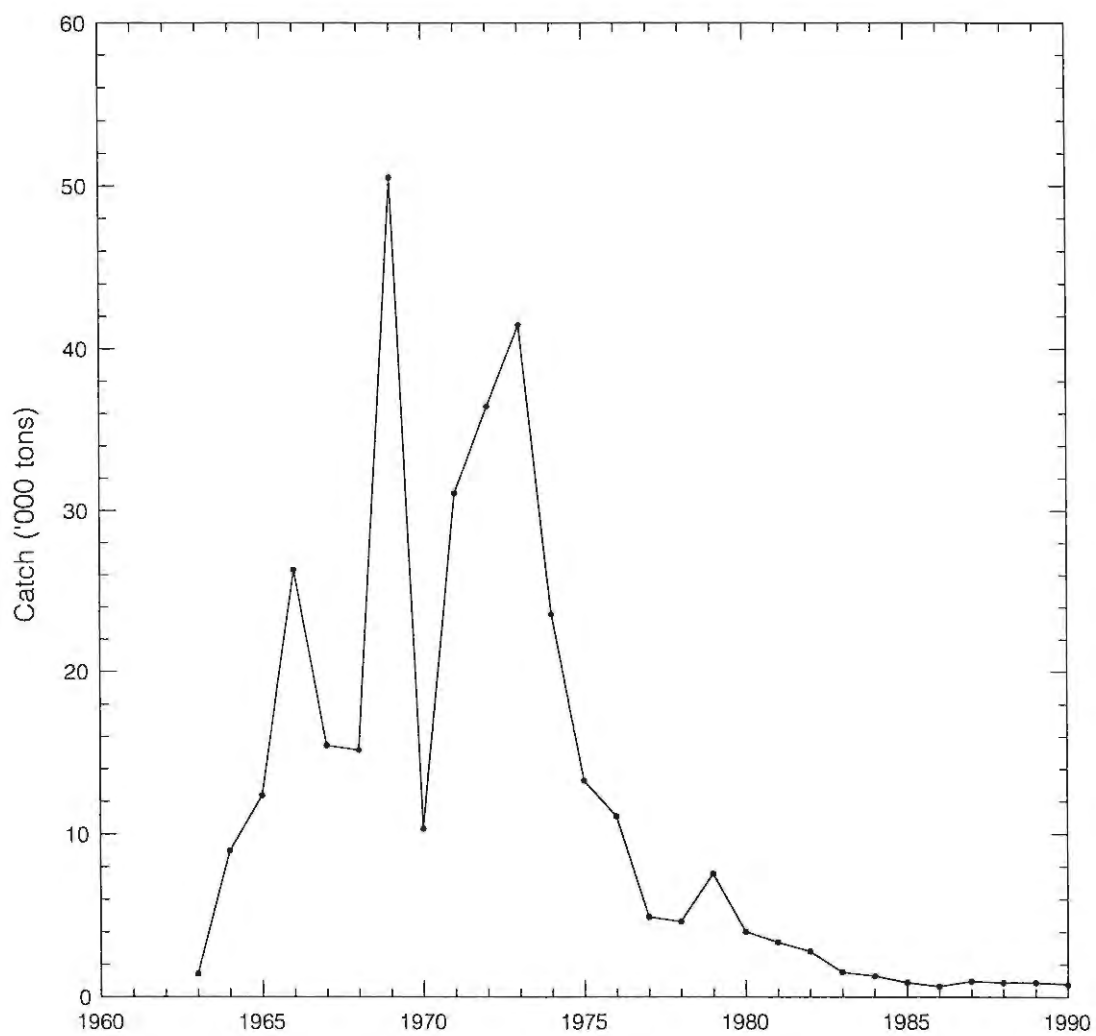


FIG. 31. NOMINAL CATCHES FOR RED HAKE IN SUBDIV. 5ZW + SUBAREA 6.

TABLE 32. NOMINAL CATCHES FOR POLLOCK IN DIV. 4VWX.

COUNTRY	1960	1961	1962	1963	1964	1965	1966	1967	1968	1969	1970
BGR	0	0	0	0	0	0	0	0	0	0	0
CAN	27157	25938	31189	28046	28065	25272	14258	12280	16322	13525	9900
CUB	0	0	0	0	0	0	0	0	0	0	0
DDR	0	0	0	0	0	0	0	0	0	0	393
FRA-SP	0	1	0	0	9	3	0	0	5	7	0
FRO	0	0	0	0	0	0	0	0	0	0	0
GRL	0	0	0	0	0	0	0	0	0	0	0
ISL	0	0	0	0	46	0	0	0	0	0	0
JPN	0	0	0	0	0	0	0	0	0	0	39
KOR-S	0	0	0	0	0	0	0	0	0	0	0
NOR	0	0	0	0	0	0	0	0	0	0	0
POL	0	0	0	0	0	0	0	0	0	0	0
ROM	0	0	0	0	0	0	0	0	0	0	0
SUN	0	0	0	291	2631	627	7254	299	231	62	476
RUS	0	0	0	0	0	0	0	0	0	0	0
EST	0	0	0	0	0	0	0	0	0	0	0
LVA	0	0	0	0	0	0	0	0	0	0	0
LTU	0	0	0	0	0	0	0	0	0	0	0
USA	1946	2404	1841	1980	1238	387	620	528	295	436	384
E/DEU	0	0	0	126	208	71	0	0	0	16	77
E/DNK	0	0	0	0	0	0	0	0	0	0	0
E/ESP	783	982	0	0	0	1361	2339	1675	770	1175	526
E/FRA-M	0	0	0	0	0	0	0	0	0	0	0
E/GBR	0	0	0	28	48	11	4	1	0	0	0
E/IRL	0	0	0	0	0	0	0	0	0	0	0
E/ITA	1	0	0	0	0	0	0	0	0	0	0
E/PRT	0	0	0	0	0	0	0	0	0	0	0
OTHERS	0	0	0	0	0	0	0	0	0	0	0
TOTAL	29887	29325	33030	30471	32245	27732	24475	14783	17623	15221	11795

COUNTRY	1971	1972	1973	1974	1975	1976	1977	1978	1979	1980
BGR	0	0	0	0	0	0	0	0	0	0
CAN	10121	16656	25263	21436	21812	21452	21240	22047	26935	30352
CUB	0	0	0	0	53	342	22	141	50	32
DDR	0	14	0	0	0	0	0	0	0	0
FRA-SP	0	2	1	0	1	15	0	15	8	19
FRO	0	44	0	0	0	0	0	0	0	0
GRL	0	0	0	0	0	0	0	0	0	0
ISL	0	0	0	0	0	0	0	0	0	0
JPN	10	4	1556	40	0	0	1	110	19	81
KOR-S	0	0	0	0	0	0	0	0	0	0
NOR	0	0	0	0	0	0	0	0	0	0
POL	2	0	0	0	0	0	31	0	0	0
ROM	0	0	0	0	0	0	0	0	0	0
SUN	1053	2452	340	2301	1816	1402	140	502	1025	950
RUS	0	0	0	0	0	0	0	0	0	0
EST	0	0	0	0	0	0	0	0	0	0
LVA	0	0	0	0	0	0	0	0	0	0
LTU	0	0	0	0	0	0	0	0	0	0
USA	158	486	572	676	741	619	327	169	121	375
E/DEU	0	8	39	118	82	100	368	0	7	0
E/DNK	0	0	0	0	0	0	0	0	0	0
E/ESP	728	536	2314	836	607	291	0	0	0	0
E/FRA-M	0	0	15	1	52	5	0	18	15	80
E/GBR	0	4	0	1	0	0	0	0	0	0
E/IRL	0	0	0	0	0	0	0	0	0	0
E/ITA	0	0	0	0	0	0	0	0	0	0
E/PRT	0	0	0	0	0	0	0	0	0	0
OTHERS	0	0	0	0	0	0	0	0	0	0
TOTAL	12072	20206	30100	25409	25164	24226	22129	23002	28180	31889

COUNTRY	1981	1982	1983	1984	1985	1986	1987	1988	1989	1990
BGR	0	0	0	0	0	0	0	0	0	0
CAN	36220	32656	28366	30175	41536	41058	43234	39427	39591	34623
CUB	0	84	261	123	66	387	343	225	567	264
DDR	0	0	0	1	0	0	0	0	0	0
FRA-SP	17	30	7	7	33	51	28	0	10	0
FRO	0	0	0	0	0	0	0	0	0	0
GRL	0	0	0	0	0	0	0	0	0	0
ISL	9	0	0	0	0	0	0	0	0	0
JPN	15	2	6	1	17	51	82	1	28	9
KOR-S	0	0	0	0	0	0	0	0	0	0
NOR	0	0	0	0	0	4	0	0	0	0
POL	0	0	0	0	0	0	0	0	0	0
ROM	0	0	0	0	0	0	0	0	0	0
SUN	358	297	226	97	336	564	314	1054	1221	1040
RUS	0	0	0	0	0	0	0	0	0	0
EST	0	0	0	0	0	0	0	0	0	0
LVA	0	0	0	0	0	0	0	0	0	0
LTU	0	0	0	0	0	0	0	0	0	0
USA	153	265	534	560	152	226	102	60	35	213
E/DEU	0	0	0	0	0	0	0	0	0	0
E/DNK	0	0	0	0	0	0	0	0	0	0
E/ESP	0	0	0	0	0	0	0	0	0	0
E/FRA-M	73	14	15	39	44	26	0	0	0	0
E/GBR	0	0	0	0	0	0	0	0	0	0
E/IRL	0	0	0	0	0	0	0	0	0	0
E/ITA	0	0	0	0	0	0	0	0	0	0
E/PRT	0	0	0	0	0	0	0	0	0	0
OTHERS	0	0	0	0	0	0	0	0	0	0
TOTAL	36836	33348	29415	31003	42184	42367	44103	40767	41452	36149

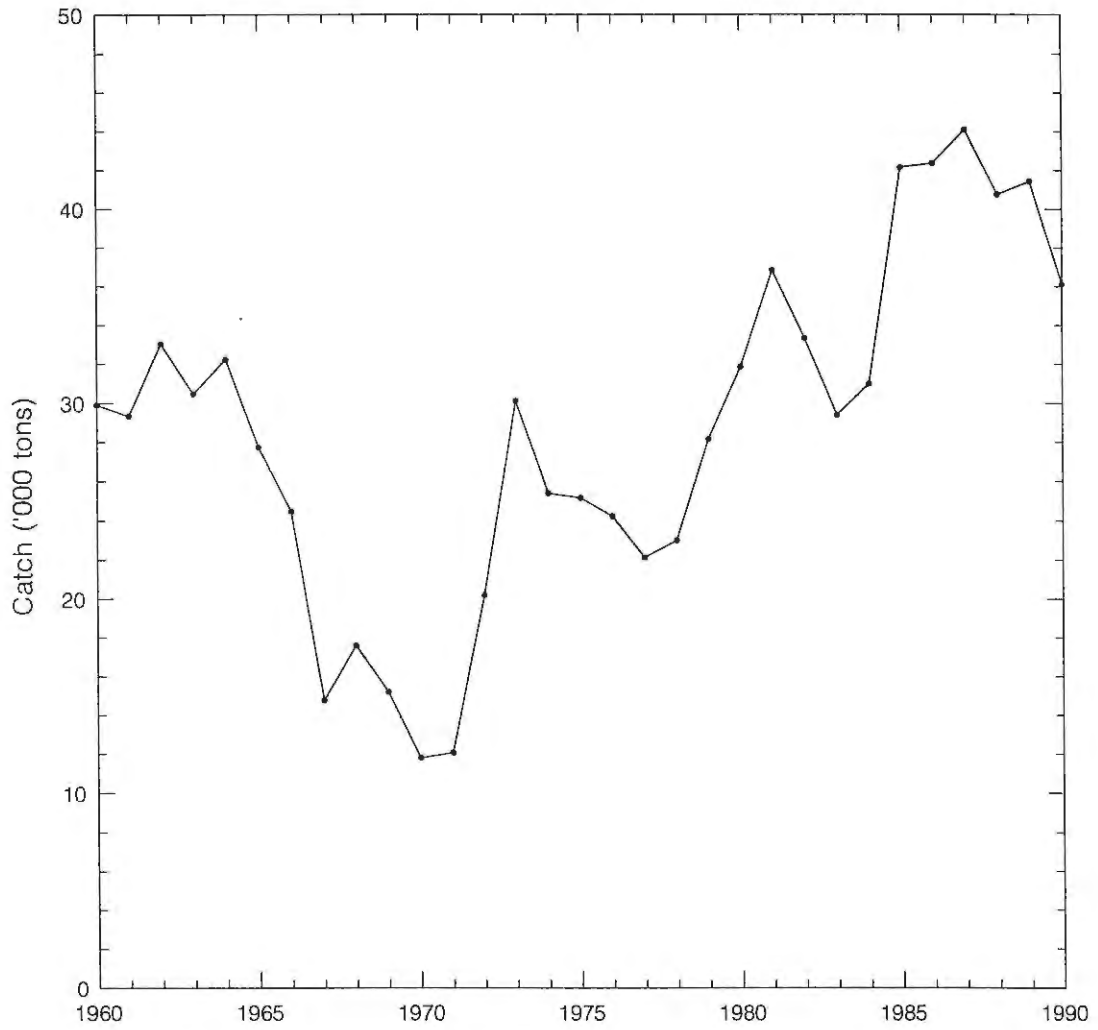


FIG. 32. NOMINAL CATCHES FOR POLLOCK IN DIV. 4VWX.

TABLE 33. NOMINAL CATCHES FOR POLLOCK IN SUBAREA 5.

COUNTRY	1960	1961	1962	1963	1964	1965	1966	1967	1968	1969	1970
BGR	0	0	0	0	0	0	0	0	0	0	0
CAN	2211	359	601	953	1942	2044	4012	5287	1740	2443	853
CUB	0	0	0	0	0	0	0	0	0	0	0
DDR	0	0	0	0	0	0	0	0	0	2195	3902
FRA-SP	0	0	0	0	0	0	0	0	2	0	0
FRO	0	0	0	0	0	0	0	0	0	0	0
GRL	0	0	0	0	0	0	0	0	0	0	0
ISL	0	0	0	0	0	0	0	0	0	0	0
JPN	0	0	0	0	0	0	0	0	0	0	1
KOR-S	0	0	0	0	0	0	0	0	0	0	0
NOR	0	0	0	0	0	0	0	0	0	0	0
POL	0	0	0	0	0	0	0	0	0	0	0
ROM	0	0	0	0	0	0	0	0	0	0	0
SUN	0	0	0	502	1970	2040	2611	345	141	165	51
RUS	0	0	0	0	0	0	0	0	0	0	0
EST	0	0	0	0	0	0	0	0	0	0	0
LVA	0	0	0	0	0	0	0	0	0	0	0
LTU	0	0	0	0	0	0	0	0	0	0	0
USA	8190	7861	5550	4670	4766	4914	3123	2782	2981	3507	3592
E/DEU	0	0	0	0	0	0	0	0	0	1172	3156
E/DNK	0	0	0	0	0	0	0	0	0	0	0
E/ESP	0	0	0	0	0	0	45	104	358	340	6
E/FRA-M	0	0	0	0	0	0	0	0	0	0	0
E/GBR	0	0	0	0	326	0	8	0	0	0	0
E/IRL	0	0	0	0	0	0	0	0	0	0	0
E/ITA	0	0	0	0	0	0	0	0	0	0	0
E/PRT	0	0	0	0	0	0	0	0	0	0	0
OTHERS	0	0	0	0	0	0	0	0	0	0	0
TOTAL	10401	8220	6151	6125	9004	8998	9799	8518	5222	9822	11561

COUNTRY	1971	1972	1973	1974	1975	1976	1977	1978	1979	1980
BGR	0	0	0	0	0	0	0	0	0	0
CAN	1636	1366	1727	3539	4736	2116	3413	4754	3032	5634
CUB	0	0	0	0	1	0	0	0	0	0
DDR	5963	4779	930	0	96	24	0	0	0	0
FRA-SP	0	0	0	0	0	0	0	0	0	0
FRO	0	0	0	0	0	0	0	0	0	0
GRL	0	0	0	0	0	0	0	0	0	0
ISL	0	0	0	0	0	0	0	0	0	0
JPN	5	4	14	0	0	0	0	0	0	0
KOR-S	0	0	0	0	0	0	0	0	0	0
NOR	0	0	0	0	0	0	0	0	0	0
POL	1	8	20	4	17	25	0	0	0	0
ROM	0	0	0	0	0	0	0	0	0	0
SUN	1163	1043	2752	0	188	64	104	0	0	0
RUS	0	0	0	0	0	0	0	0	0	0
EST	0	0	0	0	0	0	0	0	0	0
LVA	0	0	0	0	0	0	0	0	0	0
LTU	0	0	0	0	0	0	0	0	0	0
USA	4727	5242	5728	8050	8573	10241	12722	17535	15412	17902
E/DEU	633	467	1085	31	154	894	0	0	0	0
E/DNK	0	0	0	0	0	0	0	0	0	0
E/ESP	184	80	799	664	101	12	0	0	0	0
E/FRA-M	0	0	0	9	0	3	0	0	0	0
E/GBR	0	0	0	47	0	0	0	0	0	0
E/IRL	0	0	0	0	0	0	0	0	0	0
E/ITA	0	0	0	0	0	0	0	0	0	0
E/PRT	0	0	0	0	0	0	0	0	0	0
OTHERS	0	0	0	0	0	0	0	0	0	0
TOTAL	14312	12989	13055	12344	13866	13379	16239	22289	18444	23536

COUNTRY	1981	1982	1983	1984	1985	1986	1987	1988	1989	1990
BGR	0	0	0	0	0	0	0	0	0	0
CAN	4050	5373	4383	3290	1764	2191	2096	2404	1385	1741
CUB	0	0	0	0	0	0	0	0	0	0
DDR	0	0	0	0	0	0	0	0	0	0
FRA-SP	0	0	0	0	0	0	0	0	0	0
FRO	0	0	0	0	0	0	0	0	0	0
GRL	0	0	0	0	0	0	0	0	0	0
ISL	0	0	0	0	0	0	0	0	0	0
JPN	0	1	0	0	0	0	0	0	0	0
KOR-S	0	0	0	0	0	0	0	0	0	0
NOR	0	0	0	0	0	0	0	0	0	0
POL	0	0	0	0	0	0	0	0	0	0
ROM	0	0	0	0	0	0	0	0	0	0
SUN	0	0	0	0	0	0	0	0	0	0
RUS	0	0	0	0	0	0	0	0	0	0
EST	0	0	0	0	0	0	0	0	0	0
LVA	0	0	0	0	0	0	0	0	0	0
LTU	0	0	0	0	0	0	0	0	0	0
USA	17991	14089	13430	17336	19300	17330	20251	14899	10518	9345
E/DEU	0	0	0	0	0	0	0	0	0	0
E/DNK	0	0	0	0	0	0	0	0	0	0
E/ESP	0	0	0	0	0	0	0	0	0	0
E/FRA-M	0	0	0	0	0	0	0	0	0	0
E/GBR	0	0	0	0	0	0	0	0	0	0
E/IRL	0	0	0	0	0	0	0	0	0	0
E/ITA	0	0	0	0	0	0	0	0	0	0
E/PRT	0	0	0	0	0	0	0	0	0	0
OTHERS	0	0	0	0	0	0	0	0	0	0
TOTAL	22041	19463	17813	20626	21064	19521	22347	17303	11903	11086

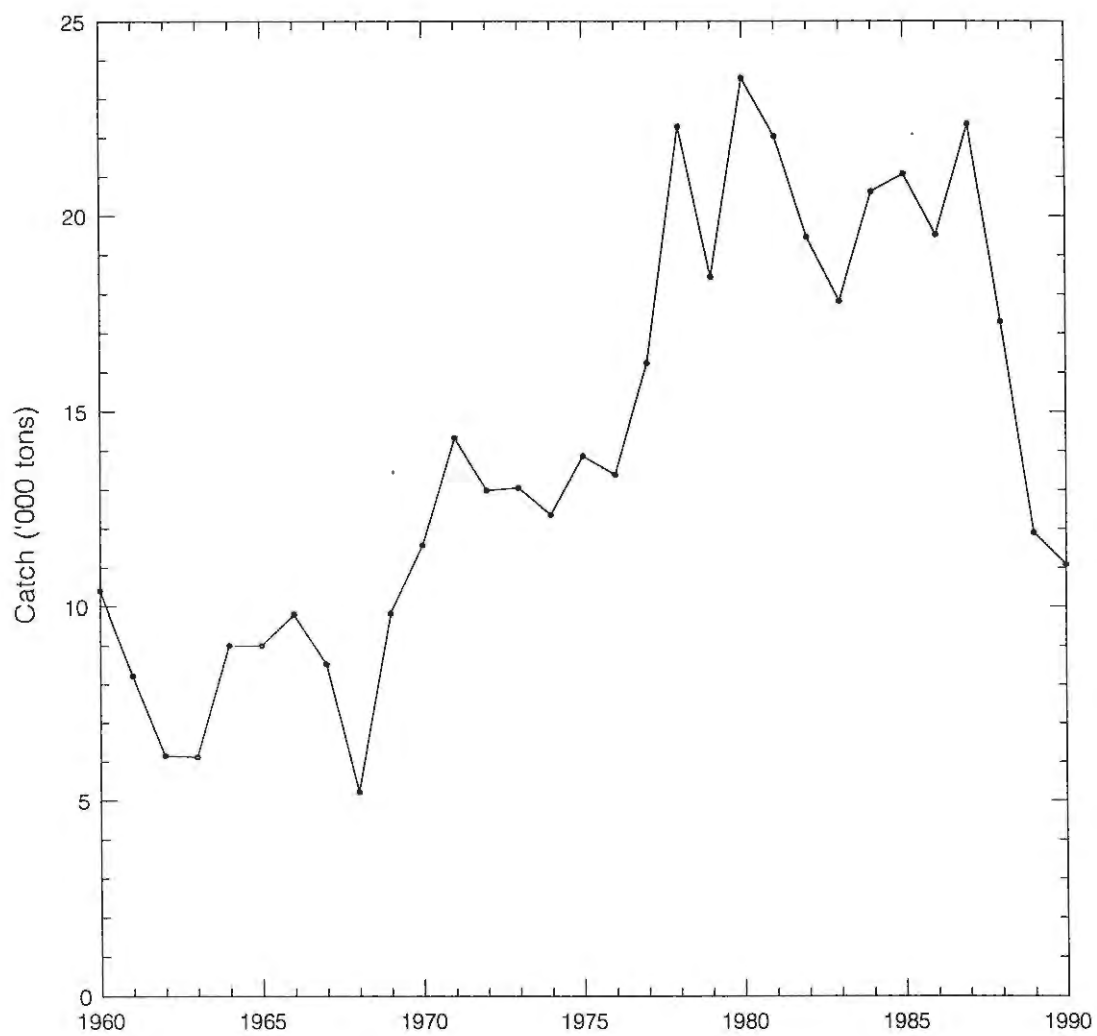


FIG. 33. NOMINAL CATCHES FOR POLLOCK IN SUBAREA 5.

TABLE 34. NOMINAL CATCHES FOR AMERICAN PLAICE IN SUBAREA 2 + DIV. 3K.

COUNTRY	1960	1961	1962	1963	1964	1965	1966	1967	1968	1969	1970
BGR	0	0	0	0	0	0	0	0	0	0	0
CAN	15	67	60	116	95	224	228	395	1023	1689	3751
CUB	0	0	0	0	0	0	0	0	0	0	0
DDR	0	0	0	0	0	0	0	199	38	214	103
FRA-SP	0	0	0	0	0	0	0	0	0	0	0
FRO	0	0	0	0	0	0	0	0	0	0	0
GRL	0	0	0	0	0	0	0	0	0	0	0
ISL	0	0	0	0	1	0	0	0	0	0	0
JPN	0	0	0	0	0	0	0	0	0	0	0
KOR-S	0	0	0	0	0	0	0	0	0	0	0
NOR	0	0	0	0	0	0	0	0	0	0	0
POL	0	0	0	675	1678	3195	1860	1134	1889	867	378
ROM	0	0	0	0	0	0	0	0	0	0	293
SUN	0	0	0	627	1268	2155	765	1701	2911	4129	8160
RUS	0	0	0	0	0	0	0	0	0	0	0
EST	0	0	0	0	0	0	0	0	0	0	0
LVA	0	0	0	0	0	0	0	0	0	0	0
LTU	0	0	0	0	0	0	0	0	0	0	0
USA	0	0	0	0	0	0	0	0	0	1	0
E/DEU	0	0	0	0	0	0	0	0	0	0	0
E/DNK	0	0	0	0	0	0	0	0	0	0	0
E/ESP	0	0	0	0	0	0	0	0	0	0	0
E/FRA-M	0	0	0	0	0	0	0	0	0	0	0
E/GBR	1	0	4	3	27	14	96	162	90	6	0
E/IRL	0	0	0	0	0	0	0	0	0	0	0
E/ITA	0	0	0	0	0	0	0	0	0	0	0
E/PRT	0	0	0	0	0	0	0	0	0	0	0
OTHERS	0	0	0	0	0	0	0	0	0	2	0
TOTAL	16	67	64	1421	3069	5588	2949	3591	5951	6908	12685

COUNTRY	1971	1972	1973	1974	1975	1976	1977	1978	1979	1980
BGR	0	0	0	0	0	0	0	0	0	0
CAN	2486	1197	1384	568	859	2477	6616	3175	2850	4886
CUB	0	0	0	0	0	0	0	0	0	0
DDR	19	169	138	34	29	23	41	6	7	1
FRA-SP	0	0	0	0	0	0	0	0	0	0
FRO	0	0	0	0	0	0	0	0	0	0
GRL	0	0	0	0	0	0	0	0	0	0
ISL	0	0	0	0	0	0	0	0	0	0
JPN	0	0	0	0	0	0	0	0	0	0
KOR-S	0	0	0	0	0	0	0	0	0	0
NOR	0	0	0	0	0	0	0	5	0	0
POL	233	849	225	91	95	118	27	138	31	39
ROM	5	97	236	0	0	0	0	0	1	0
SUN	2597	6760	3011	4643	4449	3373	698	123	39	26
RUS	0	0	0	0	0	0	0	0	0	0
EST	0	0	0	0	0	0	0	0	0	0
LVA	0	0	0	0	0	0	0	0	0	0
LTU	0	0	0	0	0	0	0	0	0	0
USA	0	0	0	0	0	0	0	0	0	0
E/DEU	0	4	70	223	0	29	10	55	1	35
E/DNK	0	0	0	0	0	0	0	0	0	0
E/ESP	6	5	0	0	0	32	67	12	0	2
E/FRA-M	0	0	0	0	0	0	0	0	4	0
E/GBR	2	40	76	61	10	0	3	8	5	51
E/IRL	0	0	0	0	0	0	0	0	0	0
E/ITA	0	0	0	0	0	0	0	0	0	0
E/PRT	0	0	0	0	305	55	63	0	27	0
OTHERS	0	0	0	0	0	0	0	0	0	0
TOTAL	5348	9121	5140	5620	5747	6107	7525	3522	2965	5040

COUNTRY	1981	1982	1983	1984	1985	1986	1987	1988	1989	1990
BGR	0	0	0	0	0	0	0	0	0	0
CAN	7401	1841	1308	1061	718	2910	902	882	4152	1798
CUB	0	0	0	0	0	0	0	0	0	0
DDR	0	9	34	0	2	0	1	5	0	0
FRA-SP	0	0	0	0	0	0	0	0	0	0
FRO	0	0	0	0	0	0	2	0	0	0
GRL	0	0	0	0	0	0	0	0	0	0
ISL	0	0	0	0	0	0	0	0	0	0
JPN	0	0	0	9	12	53	9	4	4	0
KOR-S	0	0	0	0	0	0	0	0	0	0
NOR	0	0	0	1	0	0	0	0	0	0
POL	58	13	266	81	14	1	38	41	84	0
ROM	0	0	0	0	0	0	0	0	0	0
SUN	56	8	11	6	7	39	111	21	8	8
RUS	0	0	0	0	0	0	0	0	0	0
EST	0	0	0	0	0	0	0	0	0	0
LVA	0	0	0	0	0	0	0	0	0	0
LTU	0	0	0	0	0	0	0	0	0	0
USA	0	0	0	0	0	0	0	0	0	0
E/DEU	0	23	0	0	0	8	0	0	0	0
E/DNK	0	0	0	0	0	0	0	0	0	0
E/ESP	0	0	0	0	0	0	0	0	0	0
E/FRA-M	0	0	0	0	0	0	0	0	22	0
E/GBR	0	0	0	0	0	0	0	0	0	0
E/IRL	0	0	0	0	0	0	0	0	0	0
E/ITA	0	0	0	0	0	0	0	0	0	0
E/PRT	30	6	14	17	0	7	0	0	0	0
OTHERS	0	0	0	0	0	0	0	0	0	0
TOTAL	7545	1900	1633	1175	753	3018	1063	953	4270	1809

OTHERS: 1969 = Israel.

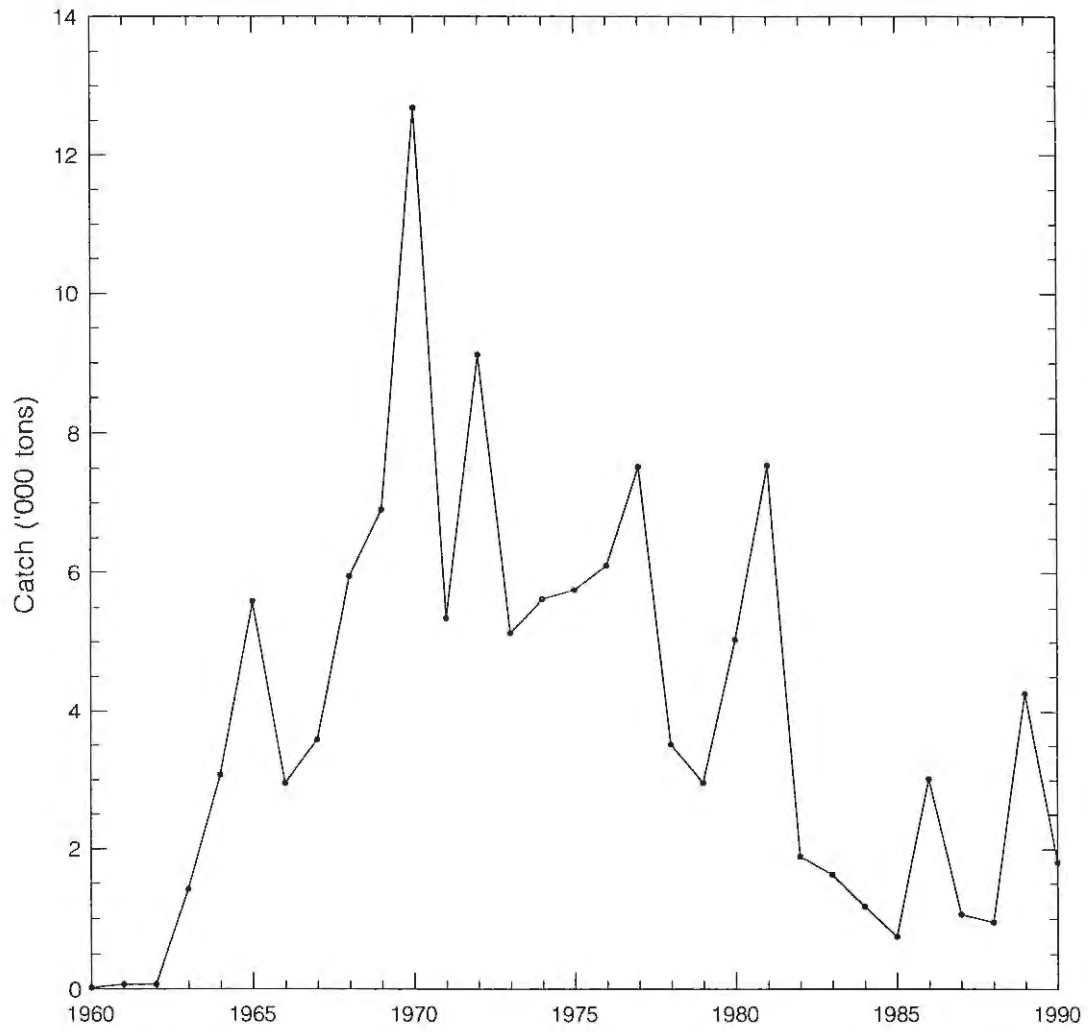


FIG. 34. NOMINAL CATCHES FOR AMERICAN PLAICE IN SUBAREA 2 + DIV. 3K.

TABLE 35. NOMINAL CATCHES FOR AMERICAN PLAICE IN DIV. 3M.

COUNTRY	1960	1961	1962	1963	1964	1965	1966	1967	1968	1969	1970
BGR	0	0	0	0	0	0	0	0	0	0	0
CAN	0	0	14	0	0	19	0	57	100	12	0
CUB	0	0	0	0	0	0	0	1	0	0	0
DDR	0	0	0	0	0	0	0	0	0	0	0
FRA-SP	0	0	0	0	0	0	0	0	0	0	0
FRO	0	0	0	0	0	0	0	0	0	0	0
GRL	0	0	0	0	0	2	0	0	0	0	0
ISL	0	0	0	0	0	0	0	0	0	0	0
JPN	0	0	0	0	0	0	0	0	0	0	0
KOR-S	0	0	0	0	0	0	0	0	0	0	0
NOR	0	0	0	0	0	0	0	0	0	0	0
POL	0	0	0	108	8	216	17	63	0	0	0
ROM	0	0	0	0	0	0	0	0	0	0	0
SUN	0	0	0	51	1831	4964	4003	0	121	113	62
RUS	0	0	0	0	0	0	0	0	0	0	0
EST	0	0	0	0	0	0	0	0	0	0	0
LVA	0	0	0	0	0	0	0	0	0	0	0
LTU	0	0	0	0	0	0	0	0	0	0	0
USA	0	0	0	0	0	0	0	0	0	0	0
E/DEU	0	0	0	0	0	0	0	0	0	0	0
E/DNK	0	0	0	0	0	0	0	0	0	0	0
E/ESP	0	0	0	0	0	0	0	0	0	0	0
E/FRA-M	0	0	0	0	0	0	0	0	0	0	0
E/GBR	0	0	0	20	37	83	53	33	4	0	0
E/IRL	0	0	0	0	0	0	0	0	0	0	0
E/ITA	0	0	0	0	0	0	0	0	0	0	0
E/PRT	0	0	0	0	0	0	0	0	0	0	0
OTHERS	0	0	0	0	0	0	0	0	0	0	0
TOTAL	0	0	14	179	1876	5284	4073	154	225	125	62

COUNTRY	1971	1972	1973	1974	1975	1976	1977	1978	1979	1980
BGR	0	0	0	0	0	0	0	36	0	0
CAN	0	0	68	211	140	191	30	7	10	1
CUB	0	0	0	0	0	0	114	0	0	0
DDR	0	0	0	0	0	0	0	0	0	0
FRA-SP	0	0	0	0	0	0	4	0	0	0
FRO	0	0	0	0	0	0	0	0	0	0
GRL	0	0	0	0	0	0	0	0	0	0
ISL	0	0	0	0	0	0	0	0	0	0
JPN	0	0	0	0	0	0	0	49	63	1
KOR-S	0	0	0	0	0	0	0	0	0	0
NOR	0	0	0	0	0	0	0	0	0	0
POL	0	8	39	0	0	15	7	21	2	5
ROM	0	106	0	0	0	0	0	0	0	0
SUN	1079	665	312	1110	958	809	987	581	457	909
RUS	0	0	0	0	0	0	0	0	0	0
EST	0	0	0	0	0	0	0	0	0	0
LVA	0	0	0	0	0	0	0	0	0	0
LTU	0	0	0	0	0	0	0	0	0	0
USA	0	0	0	0	0	0	0	0	0	0
E/DEU	0	0	0	0	0	0	1	100	0	34
E/DNK	0	0	0	0	0	0	0	0	0	0
E/ESP	0	17	0	0	8	28	18	36	16	3
E/FRA-M	0	0	0	0	0	0	0	15	0	0
E/GBR	0	65	85	607	80	0	0	2	0	0
E/IRL	0	0	0	0	0	0	0	0	0	0
E/ITA	0	0	0	0	0	0	0	0	0	0
E/PRT	0	0	0	0	522	149	457	486	248	232
OTHERS	0	0	0	0	0	0	0	0	0	0
TOTAL	1079	861	504	1928	1708	1192	1618	1333	796	1185

COUNTRY	1981	1982	1983	1984	1985	1986	1987	1988	1989	1990
BGR	0	0	0	0	0	0	0	0	0	0
CAN	0	0	0	0	0	0	0	0	0	0
CUB	0	0	0	0	0	0	0	0	0	0
DDR	0	0	0	0	0	0	0	0	0	0
FRA-SP	0	0	0	0	0	0	0	0	0	0
FRO	0	0	0	0	0	0	0	0	0	0
GRL	0	0	0	0	0	0	0	0	0	0
ISL	0	0	0	0	0	0	0	0	0	0
JPN	47	53	9	1	2	3	0	78	402	308
KOR-S	0	0	0	0	0	0	0	0	0	21
NOR	0	0	0	0	0	0	0	0	0	0
POL	0	0	0	0	0	0	0	0	0	0
ROM	0	0	0	0	0	0	0	0	0	0
SUN	309	1002	1238	711	971	962	501	228	88	0
RUS	0	0	0	0	0	0	0	0	0	0
EST	0	0	0	0	0	0	0	0	0	0
LVA	0	0	0	0	0	0	0	0	0	0
LTU	0	0	0	0	0	0	0	0	0	0
USA	0	0	0	0	0	0	0	6	0	0
E/DEU	0	0	0	190	318	0	0	0	0	0
E/DNK	0	0	0	0	0	0	0	0	0	0
E/ESP	276	17	434	204	163	1048	4137	1608	2166	102
E/FRA-M	0	0	0	0	0	0	0	0	0	0
E/GBR	0	0	0	0	0	0	0	0	0	0
E/IRL	0	0	0	0	0	0	0	0	0	0
E/ITA	0	0	0	0	0	0	0	0	0	0
E/PRT	0	0	208	196	266	1741	969	941	1238	359
OTHERS	0	0	0	0	0	0	0	0	0	0
TOTAL	632	1072	1889	1302	1720	3754	5607	2861	3894	790

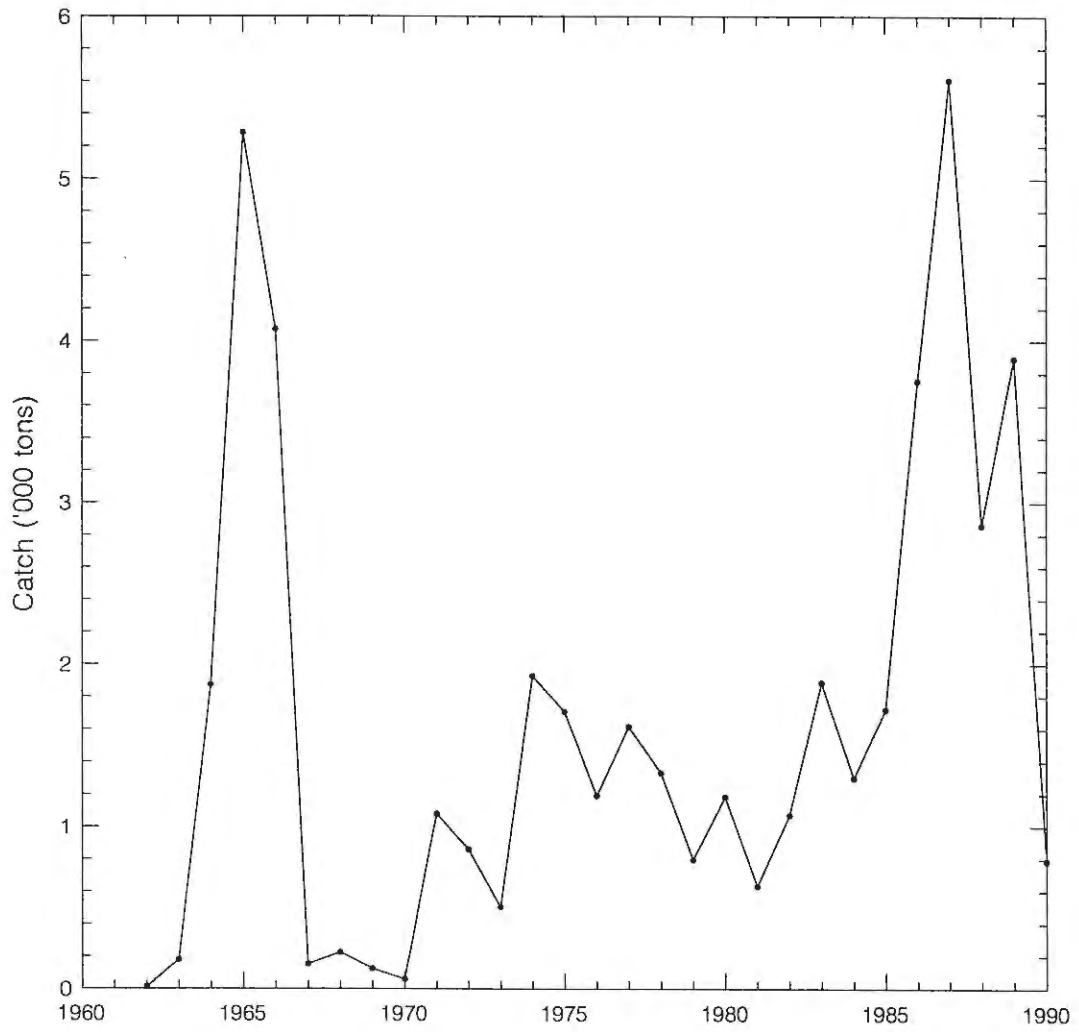


FIG. 35. NOMINAL CATCHES FOR AMERICAN PLAICE IN DIV. 3M.

TABLE 36. NOMINAL CATCHES FOR AMERICAN PLAICE IN SUBDIV. 3PS.

COUNTRY	1960	1961	1962	1963	1964	1965	1966	1967	1968	1969	1970
BGR	0	0	0	0	0	0	0	0	0	0	0
CAN	827	1423	1017	529	1362	1849	2494	3275	5523	4066	11595
CUB	0	0	0	0	0	0	0	0	0	0	0
DDR	0	0	0	0	0	0	0	0	0	0	0
FRA-SP	0	31	2	208	152	162	667	533	524	245	397
FRO	0	0	0	0	0	0	0	0	0	0	0
GRL	0	0	0	0	0	0	0	0	0	0	0
ISL	0	0	0	0	0	0	0	0	0	0	0
JPN	0	0	0	0	0	0	0	0	0	0	0
KOR-S	0	0	0	0	0	0	0	0	0	0	0
NOR	0	0	0	0	0	0	0	0	0	0	0
POL	0	0	0	1	0	0	0	0	0	0	0
ROM	0	0	0	0	0	0	0	0	0	0	0
SUN	0	0	0	0	0	0	218	678	8233	2180	336
RUS	0	0	0	0	0	0	0	0	0	0	0
EST	0	0	0	0	0	0	0	0	0	0	0
LVA	0	0	0	0	0	0	0	0	0	0	0
LTU	0	0	0	0	0	0	0	0	0	0	0
USA	0	0	0	0	0	0	0	0	0	0	0
E/DEU	0	0	0	0	0	0	0	0	0	0	0
E/DNK	0	0	0	0	0	0	0	0	0	0	0
E/ESP	0	0	0	0	0	0	0	0	0	0	0
E/FRA-M	0	0	0	0	0	0	0	0	0	0	0
E/GBR	0	0	0	16	28	11	27	8	0	0	0
E/IRL	0	0	0	0	0	0	0	0	0	0	0
E/ITA	0	0	0	0	0	0	0	0	0	0	0
E/PRT	0	0	0	0	0	0	0	0	0	0	0
OTHERS	0	0	0	0	0	0	0	0	0	0	0
TOTAL	827	1454	1019	754	1542	2022	3406	4494	14280	6491	12328

COUNTRY	1971	1972	1973	1974	1975	1976	1977	1978	1979	1980
BGR	0	0	0	0	0	0	0	0	0	0
CAN	5953	5922	12812	6330	3818	5430	4542	3611	3592	2729
CUB	0	0	0	0	0	0	0	0	0	0
DDR	0	0	0	0	0	0	0	0	0	0
FRA-SP	820	383	547	166	65	5	63	47	49	107
FRO	0	0	0	0	0	0	0	0	0	0
GRL	0	0	0	0	0	0	0	0	0	0
ISL	0	0	0	0	0	0	0	0	0	0
JPN	0	0	0	0	0	0	0	0	0	0
KOR-S	0	0	0	0	0	0	0	0	0	0
NOR	0	0	0	0	0	0	0	0	0	0
POL	0	0	1	0	0	0	0	0	0	0
ROM	0	13	0	0	0	0	0	0	0	0
SUN	409	220	1368	0	128	9	0	0	0	0
RUS	0	0	0	0	0	0	0	0	0	0
EST	0	0	0	0	0	0	0	0	0	0
LVA	0	0	0	0	0	0	0	0	0	0
LTU	0	0	0	0	0	0	0	0	0	0
USA	0	0	0	0	0	0	0	0	0	0
E/DEU	0	0	0	0	0	0	0	0	0	0
E/DNK	0	0	0	0	0	0	0	0	0	0
E/ESP	0	0	0	0	0	11	0	0	0	0
E/FRA-M	0	0	0	102	0	0	0	0	25	99
E/GBR	0	0	41	0	1	0	0	0	0	0
E/IRL	0	0	0	0	0	0	0	0	0	0
E/ITA	0	0	0	0	0	0	0	0	0	0
E/PRT	0	0	0	0	199	3	0	0	0	0
OTHERS	0	0	0	0	0	0	0	0	0	0
TOTAL	7182	6538	14769	6598	4211	5458	4605	3658	3666	2935

COUNTRY	1981	1982	1983	1984	1985	1986	1987	1988	1989	1990
BGR	0	0	0	0	0	0	0	0	0	0
CAN	2760	1869	1504	2625	3814	4465	4788	3801	3198	4130
CUB	0	0	0	0	0	0	0	0	0	0
DDR	0	0	0	0	0	0	0	0	0	0
FRA-SP	326	265	210	330	394	615	533	599	759	0
FRO	0	0	0	0	0	0	0	0	0	0
GRL	0	0	0	0	0	0	0	0	0	0
ISL	0	0	0	0	0	0	0	0	0	0
JPN	0	0	0	0	0	0	0	0	0	0
KOR-S	0	0	0	0	0	0	0	0	0	0
NOR	0	0	0	0	0	0	0	0	0	0
POL	0	0	0	0	0	0	0	0	0	0
ROM	0	0	0	0	0	0	0	0	0	0
SUN	0	0	0	0	0	0	0	0	0	0
RUS	0	0	0	0	0	0	0	0	0	0
EST	0	0	0	0	0	0	0	0	0	0
LVA	0	0	0	0	0	0	0	0	0	0
LTU	0	0	0	0	0	0	0	0	0	0
USA	0	0	0	0	0	0	0	0	0	0
E/DEU	0	0	0	0	0	0	0	0	0	0
E/DNK	0	0	0	0	0	0	0	0	0	0
E/ESP	0	0	0	0	0	0	0	0	0	0
E/FRA-M	131	52	12	8	12	50	10	6	8	0
E/GBR	0	0	0	0	0	0	0	0	0	0
E/IRL	0	0	0	0	0	0	0	0	0	0
E/ITA	0	0	0	0	0	0	0	0	0	0
E/PRT	0	0	0	0	0	0	0	0	0	0
OTHERS	0	0	0	0	0	0	0	0	0	0
TOTAL	3217	2186	1726	2963	4220	5130	5331	4406	3965	4130

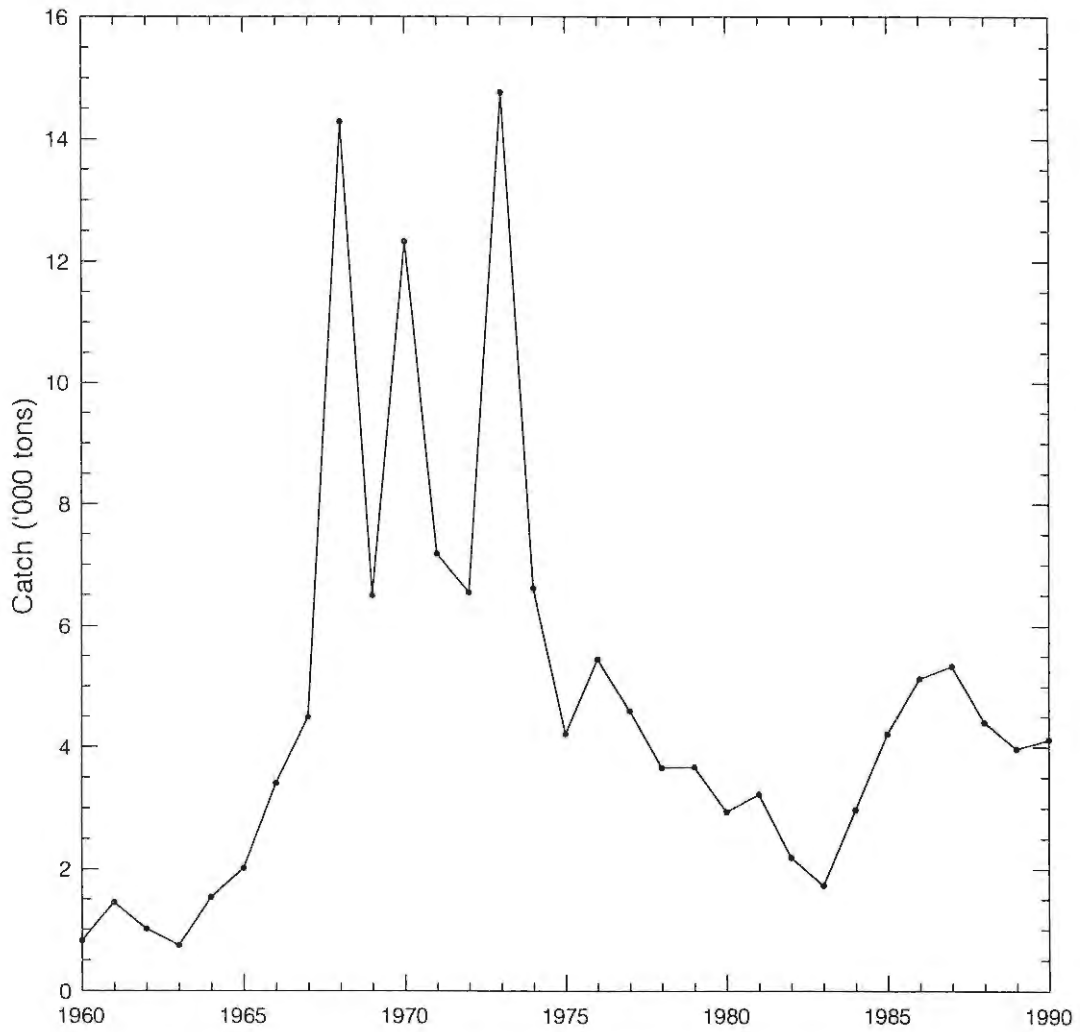


FIG. 36. NOMINAL CATCHES FOR AMERICAN PLAICE IN SUBDIV. 3PS.

TABLE 37. NOMINAL CATCHES FOR AMERICAN PLAICE IN DIV. 3LNO.

COUNTRY	1960	1961	1962	1963	1964	1965	1966	1967	1968	1969	1970
BGR	0	0	0	0	0	0	0	0	0	0	0
CAN	21353	14897	15210	24591	35474	45365	51225	54190	48674	64815	54929
CUB	0	0	0	0	0	0	0	0	0	0	0
DDR	0	0	0	0	0	0	0	181	0	8	0
FRA-SP	0	1473	973	93	1582	2056	1246	1326	406	43	389
FRO	0	0	0	0	0	0	0	0	0	0	0
GRL	0	0	0	0	0	0	0	0	0	0	0
ISL	0	0	0	0	0	0	0	0	0	0	0
JPN	0	0	0	0	0	0	0	0	0	0	0
KOR-S	0	0	0	0	0	0	0	0	0	0	0
NOR	0	0	0	0	0	0	0	0	0	0	0
POL	0	0	0	457	539	977	860	3234	203	34	40
ROM	0	0	0	0	0	0	0	0	0	0	1057
SUN	0	0	0	466	680	4544	11484	35139	23751	14493	10232
RUS	0	0	0	0	0	0	0	0	0	0	0
EST	0	0	0	0	0	0	0	0	0	0	0
LVA	0	0	0	0	0	0	0	0	0	0	0
LTU	0	0	0	0	0	0	0	0	0	0	0
USA	2	0	0	0	0	0	0	0	0	1	0
E/DEU	0	0	0	0	0	0	0	0	0	0	0
E/DNK	0	0	0	0	0	0	0	0	0	0	0
E/ESP	0	0	0	0	0	0	0	0	0	0	0
E/FRA-M	0	0	0	0	0	0	0	0	0	0	0
E/GBR	18	3	9	112	292	319	196	343	133	0	6
E/IRL	0	0	0	0	0	0	0	0	0	0	0
E/ITA	0	0	0	0	0	0	0	0	0	0	0
E/PRT	0	0	0	0	0	0	0	0	0	0	0
OTHERS	0	0	0	0	0	0	0	0	0	43	0
TOTAL	21373	16373	16192	25719	38567	53261	65011	94413	73167	79437	66653

COUNTRY	1971	1972	1973	1974	1975	1976	1977	1978	1979	1980
BGR	0	0	0	0	0	0	0	0	0	0
CAN	49394	41605	38586	35101	34015	47806	42579	48634	47131	48296
CUB	0	0	0	0	0	0	73	0	0	0
DDR	0	16	181	0	0	0	0	0	2	0
FRA-SP	323	322	310	418	442	305	31	168	112	174
FRO	0	0	0	0	0	0	0	0	0	0
GRL	0	0	0	0	0	0	0	0	0	0
ISL	0	0	0	0	0	0	0	0	0	0
JPN	0	0	0	0	0	0	0	1	0	6
KOR-S	0	0	0	0	0	0	0	0	0	0
NOR	0	0	0	0	0	0	0	1	0	0
POL	370	2515	1116	615	537	5	0	0	0	0
ROM	102	448	34	0	0	0	0	0	0	0
SUN	17173	14164	12516	10074	7682	3280	1023	1048	1190	336
RUS	0	0	0	0	0	0	0	0	0	0
EST	0	0	0	0	0	0	0	0	0	0
LVA	0	0	0	0	0	0	0	0	0	0
LTU	0	0	0	0	0	0	0	0	0	0
USA	0	0	0	0	0	0	0	7	1	0
E/DEU	0	0	0	0	0	1	0	7	1	0
E/DNK	0	0	0	0	0	0	0	0	0	0
E/ESP	438	5	0	0	0	38	234	56	92	249
E/FRA-M	0	0	0	0	0	0	0	0	1	9
E/GBR	88	36	100	89	116	0	0	113	7	0
E/IRL	0	0	0	0	0	0	0	0	2	0
E/ITA	0	0	0	0	0	0	0	0	0	0
E/PRT	0	250	0	0	429	390	41	0	33	16
OTHERS	0	0	0	0	0	0	0	0	0	0
TOTAL	67888	59361	52843	46297	43221	51825	43981	50028	48571	49086

COUNTRY	1981	1982	1983	1984	1985	1986	1987	1988	1989	1990
BGR	0	0	0	0	0	0	0	0	0	0
CAN	48177	49620	35907	33756	40024	33409	33967	26832	27901	22600
CUB	0	0	3	11	30	7	0	4	0	1
DDR	0	0	0	0	1	0	0	0	0	0
FRA-SP	210	133	41	113	0	46	17	0	92	0
FRO	0	0	0	0	0	0	0	0	0	0
GRL	0	0	0	0	0	0	0	0	0	0
ISL	0	0	0	0	0	0	0	0	0	0
JPN	29	48	0	20	2	4	0	8	52	29
KOR-S	0	0	0	0	1041	1159	1186	715	529	695
NOR	0	0	0	9	0	8	0	0	0	0
POL	0	0	0	1	4	0	0	0	0	0
ROM	0	0	0	0	0	0	0	0	0	0
SUN	847	67	170	360	81	188	47	159	6	17
RUS	0	0	0	0	0	0	0	0	0	0
EST	0	0	0	0	0	0	0	0	0	0
LVA	0	0	0	0	0	0	0	0	0	0
LTU	0	0	0	0	0	0	0	0	0	0
USA	0	0	0	0	1310	1506	1248	1379	1134	8
E/DEU	0	0	0	35	63	0	0	3	0	0
E/DNK	0	0	0	0	0	0	0	0	0	0
E/ESP	861	422	1599	1697	5498	11882	14476	8956	10909	294
E/FRA-M	0	0	0	27	0	0	0	0	5	0
E/GBR	0	0	0	0	0	0	0	0	0	0
E/IRL	0	0	0	0	0	0	0	0	0	0
E/ITA	0	0	0	0	0	0	0	0	0	0
E/PRT	34	47	0	34	27	9240	2516	872	583	356
OTHERS	0	0	0	0	0	0	0	0	0	0
TOTAL	50158	50337	37720	36063	48081	57449	53457	38928	41211	24000

OTHERS: 1969 = Israel.

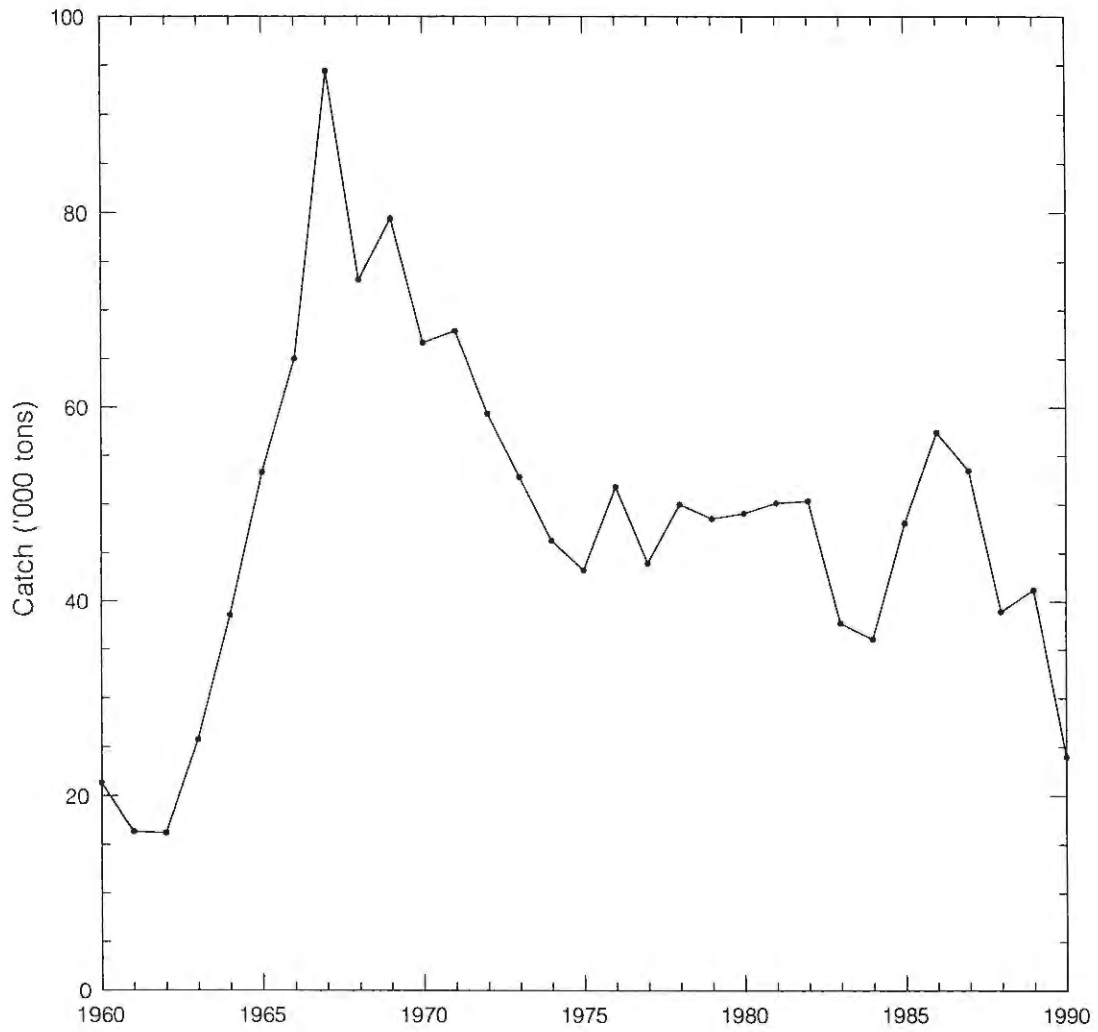


FIG. 37. NOMINAL CATCHES FOR AMERICAN PLAICE IN DIV. 3LNO.

TABLE 38. NOMINAL CATCHES FOR AMERICAN PLAICE IN DIV. 4VWX.

COUNTRY	1960	1961	1962	1963	1964	1965	1966	1967	1968	1969	1970
BGR	0	0	0	0	0	0	0	0	0	0	0
CAN	2736	1509	1642	2108	2838	5542	9113	10524	9828	9300	6303
CUB	0	0	0	0	0	0	0	0	0	0	0
DDR	0	0	0	0	0	0	0	0	0	0	0
FRA-SP	0	0	0	0	37	92	9	0	114	60	19
FRO	0	0	0	0	0	0	0	0	0	0	0
GRL	0	0	0	0	0	0	0	0	0	0	0
ISL	0	0	0	0	0	0	0	0	0	0	0
JPN	0	0	0	0	0	0	0	0	0	0	1
KOR-S	0	0	0	0	0	0	0	0	0	0	0
NOR	0	0	0	0	0	0	0	0	0	0	0
POL	0	0	0	0	0	1	0	1	0	16	0
ROM	0	0	0	0	0	0	0	0	0	0	84
SUN	0	0	0	84	4	2383	4963	82	9256	4308	1896
RUS	0	0	0	0	0	0	0	0	0	0	0
EST	0	0	0	0	0	0	0	0	0	0	0
LVA	0	0	0	0	0	0	0	0	0	0	0
LTU	0	0	0	0	0	0	0	0	0	0	0
USA	62	73	85	117	194	179	110	162	67	51	55
E/DEU	0	0	0	0	0	0	0	0	0	0	0
E/DNK	0	0	0	0	0	0	0	0	0	0	0
E/ESP	0	0	0	0	0	0	0	0	0	0	0
E/FRA-M	0	0	0	0	0	0	0	0	0	0	0
E/GBR	0	0	0	0	9	1	11	1	0	0	0
E/IRL	0	0	0	0	0	0	0	0	0	0	0
E/ITA	0	0	0	0	0	0	0	0	0	0	0
E/PRT	0	0	0	0	0	0	0	0	0	0	0
OTHERS	0	0	0	0	0	0	0	0	0	0	0
TOTAL	2798	1582	1727	2309	3082	8198	14206	10770	19265	13735	8358

COUNTRY	1971	1972	1973	1974	1975	1976	1977	1978	1979	1980
BGR	0	0	0	0	0	0	0	0	0	0
CAN	7513	6855	5146	6967	6623	6932	7659	6679	6329	7490
CUB	0	0	0	0	0	0	0	0	0	0
DDR	0	2	0	0	0	0	0	0	0	0
FRA-SP	18	120	78	63	34	86	15	16	2	30
FRO	0	0	0	0	0	0	0	0	0	0
GRL	0	0	0	0	0	0	0	0	0	0
ISL	0	0	0	0	0	0	0	0	0	0
JPN	0	9	0	0	0	0	0	9	0	1
KOR-S	0	0	0	0	0	0	0	0	0	0
NOR	0	0	0	0	0	0	0	0	0	0
POL	0	0	0	0	0	0	0	0	0	0
ROM	0	0	0	0	0	0	0	0	0	0
SUN	6700	3610	7200	9727	5030	4102	48	32	13	26
RUS	0	0	0	0	0	0	0	0	0	0
EST	0	0	0	0	0	0	0	0	0	0
LVA	0	0	0	0	0	0	0	0	0	0
LTU	0	0	0	0	0	0	0	0	0	0
USA	70	56	8	13	40	27	35	20	10	15
E/DEU	0	0	0	0	0	0	0	0	0	0
E/DNK	0	0	0	0	0	0	0	0	0	0
E/ESP	0	0	0	0	0	0	0	0	0	0
E/FRA-M	0	0	0	0	2	0	0	0	0	9
E/GBR	0	1	0	2	0	0	0	0	0	0
E/IRL	0	0	0	0	0	0	0	0	0	0
E/ITA	0	0	0	0	0	0	0	0	0	0
E/PRT	0	0	0	0	18	0	0	0	0	1
OTHERS	0	0	0	0	0	0	0	0	0	0
TOTAL	14301	10653	12432	16772	11747	11147	7757	6756	6354	7572

COUNTRY	1981	1982	1983	1984	1985	1986	1987	1988	1989	1990
BGR	0	0	0	0	0	0	0	0	0	0
CAN	6586	5621	5963	5939	4365	3621	4852	3423	3834	2318
CUB	0	0	7	9	31	23	8	9	4	20
DDR	0	0	0	0	0	0	0	0	0	0
FRA-SP	41	4	1	0	6	0	0	0	3	0
FRO	0	0	0	0	0	0	0	0	0	0
GRL	0	0	0	0	0	0	0	0	0	0
ISL	0	0	0	0	0	0	0	0	0	0
JPN	0	0	0	0	0	0	0	0	0	0
KOR-S	0	0	0	0	0	0	0	0	0	0
NOR	0	0	0	0	0	0	0	0	0	0
POL	0	0	0	0	0	0	0	0	0	0
ROM	0	0	0	0	0	0	0	0	0	0
SUN	68	6	32	65	0	6	14	17	4	45
RUS	0	0	0	0	0	0	0	0	0	0
EST	0	0	0	0	0	0	0	0	0	0
LVA	0	0	0	0	0	0	0	0	0	0
LTU	0	0	0	0	0	0	0	0	0	0
USA	77	66	104	115	35	32	11	4	1	6
E/DEU	0	0	0	0	0	0	0	0	0	0
E/DNK	0	0	0	0	0	0	0	0	0	0
E/ESP	0	0	0	0	0	0	0	0	0	0
E/FRA-M	0	0	0	0	0	0	0	0	0	0
E/GBR	0	0	0	0	0	0	0	0	0	0
E/IRL	0	0	0	0	0	0	0	0	0	0
E/ITA	0	0	0	0	0	0	0	0	0	0
E/PRT	0	0	0	0	0	0	0	0	0	0
OTHERS	0	0	0	0	0	0	0	0	0	0
TOTAL	6772	5697	6107	6128	4437	3682	4885	3453	3846	2389

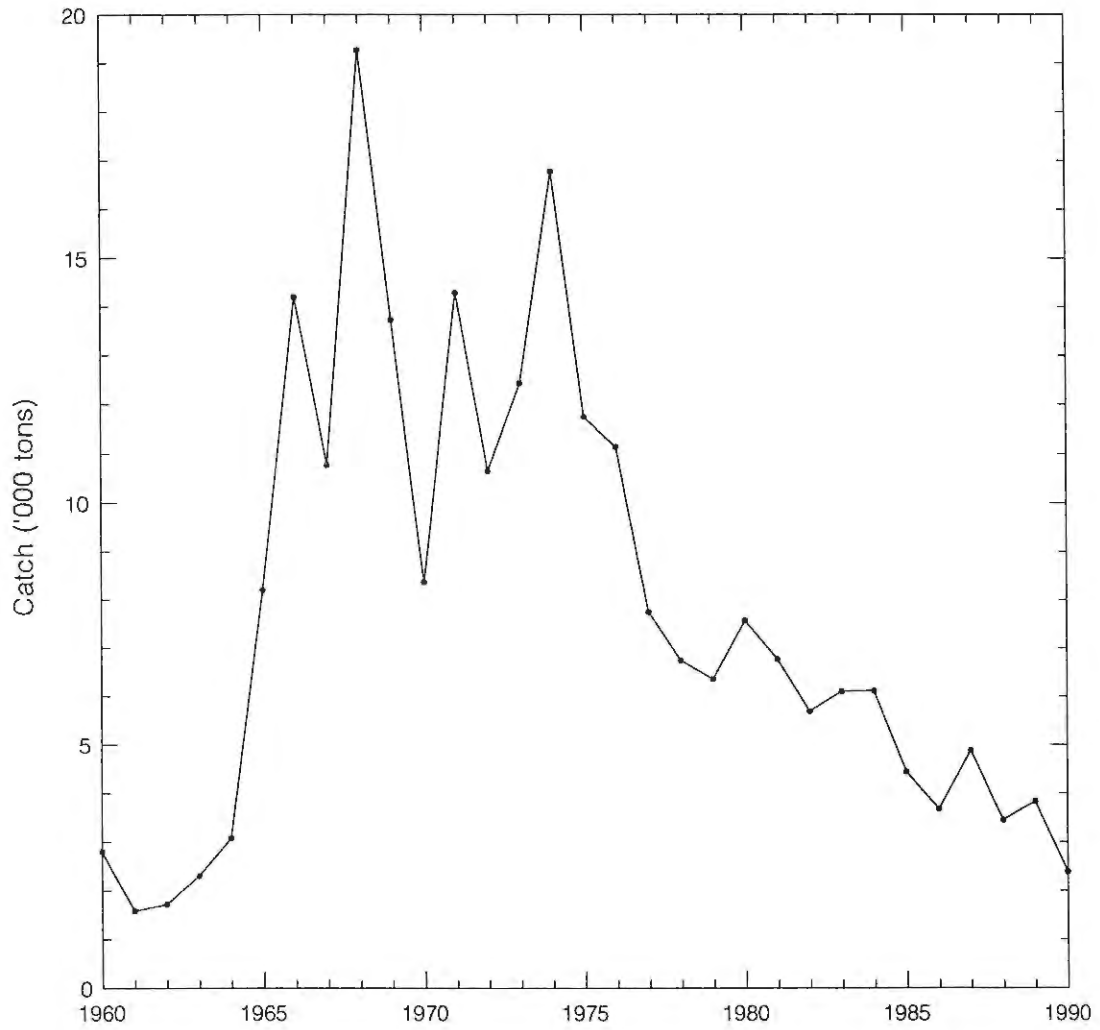


FIG. 38. NOMINAL CATCHES FOR AMERICAN PLAICE IN DIV. 4VWX.

TABLE 39. NOMINAL CATCHES FOR WITCH FLOUNDER IN DIV. 2J+3KL.

COUNTRY	1960	1961	1962	1963	1964	1965	1966	1967	1968	1969	1970
BGR	0	0	0	0	0	0	0	0	0	0	0
CAN	40	12	29	17	103	41	187	901	446	1355	4020
CUB	0	0	0	0	0	0	0	0	0	0	0
DDR	0	0	0	0	0	0	1045	332	358	546	508
FRA-SP	37	0	9	570	0	0	0	0	5	0	2
FRO	0	0	0	0	0	0	0	0	0	0	0
GRL	0	0	0	0	0	0	0	0	0	0	0
ISL	3	0	0	0	1	0	0	0	0	0	0
JPN	0	0	0	0	0	0	0	0	0	0	0
KOR-S	0	0	0	0	0	0	0	0	0	0	0
NOR	0	0	0	0	0	0	0	0	0	0	0
POL	0	0	0	259	752	1876	559	926	1990	957	3566
ROM	0	0	0	0	0	0	0	0	0	0	0
SUN	0	0	0	89	164	2056	1868	1933	7834	9726	9934
RUS	0	0	0	0	0	0	0	0	0	0	0
EST	0	0	0	0	0	0	0	0	0	0	0
LVA	0	0	0	0	0	0	0	0	0	0	0
LTU	0	0	0	0	0	0	0	0	0	0	0
USA	0	0	0	0	0	0	0	0	0	0	0
E/DEU	267	89	27	3	0	29	9	0	0	0	0
E/DNK	0	0	0	0	0	0	0	0	0	0	0
E/ESP	0	0	0	0	0	0	0	0	0	0	0
E/FRA-M	0	0	0	0	0	0	0	0	0	0	0
E/GBR	7	31	13	7	24	58	29	9	33	1	0
E/IRL	0	0	0	0	0	0	0	0	0	0	0
E/ITA	0	0	0	0	0	0	0	0	0	0	0
E/PRT	0	0	0	0	0	0	0	0	0	0	0
OTHERS	0	0	0	0	0	0	0	0	0	0	0
TOTAL	354	132	78	945	1044	4060	3697	4101	10666	12585	18030

COUNTRY	1971	1972	1973	1974	1975	1976	1977	1978	1979	1980
BGR	0	0	0	0	0	0	0	0	0	0
CAN	8030	5520	3761	1868	1352	2081	4371	1979	1392	1459
CUB	0	0	0	0	0	0	0	0	0	0
DDR	508	648	2327	272	374	110	203	58	22	16
FRA-SP	2	0	0	8	2	0	0	3	1	0
FRO	0	0	0	0	0	0	0	0	0	0
GRL	0	0	0	0	0	0	0	0	0	0
ISL	0	0	0	0	0	0	0	0	0	0
JPN	1	0	0	0	0	0	0	5	0	0
KOR-S	0	0	0	0	0	0	0	0	0	0
NOR	0	0	(740)	0	0	0	0	0	0	0
POL	5404	4013	11802	5302	4583	3828	3052	3490	1855	1235
ROM	6	0	56	0	0	0	0	0	0	0
SUN	2018	7016	2834	6917	4763	3022	392	1345	150	45
RUS	0	0	0	0	0	0	0	0	0	0
EST	0	0	0	0	0	0	0	0	0	0
LVA	0	0	0	0	0	0	0	0	0	0
LTU	0	0	0	0	0	0	0	0	0	0
USA	0	0	0	0	0	0	0	0	0	0
E/DEU	75	6	1348	1082	446	606	300	23	0	0
E/DNK	0	0	0	0	0	0	0	0	0	0
E/ESP	0	0	0	0	0	0	0	0	0	0
E/FRA-M	0	0	0	0	0	0	0	0	0	0
E/GBR	9	225	258	29	0	3	0	1	22	0
E/IRL	0	0	0	0	0	0	0	0	0	0
E/ITA	0	0	0	0	0	0	0	0	0	0
E/PRT	0	0	1235	485	685	975	0	0	655	68
OTHERS	0	0	0	0	0	0	0	0	0	0
TOTAL	16053	17428	24361	15963	12205	10625	8318	6904	4097	2823

COUNTRY	1981	1982	1983	1984	1985	1986	1987	1988	1989	1990
BGR	0	0	0	0	0	0	0	0	0	0
CAN	2661	1206	1483	2090	1305	1199	854	3270	4059	3272
CUB	0	0	0	0	0	0	0	0	0	0
DDR	32	4	50	27	33	7	56	10	4	0
FRA-SP	0	1	0	0	0	0	0	0	1	0
FRO	0	0	0	0	0	0	1	0	0	0
GRL	0	0	0	0	0	0	0	0	0	0
ISL	0	0	0	0	0	0	0	0	0	0
JPN	25	21	0	47	64	63	25	9	4	6
KOR-S	0	0	0	0	0	0	5	0	0	0
NOR	0	0	0	0	0	1	0	0	0	1
POL	1385	1151	1005	1617	565	3	765	760	691	0
ROM	0	0	0	0	0	0	0	0	0	0
SUN	85	552	516	1000	1006	21	1057	4	5	0
RUS	0	0	0	0	0	0	0	0	0	0
EST	0	0	0	0	0	0	0	0	0	0
LVA	0	0	0	0	0	0	0	0	0	0
LTU	0	0	0	0	0	0	0	0	0	0
USA	0	0	0	0	0	0	0	0	0	0
E/DEU	0	0	0	0	26	2	0	0	0	0
E/DNK	0	0	0	0	0	0	0	0	0	0
E/ESP	0	0	0	0	0	143	574	101	135	31
E/FRA-M	0	0	0	0	0	0	0	0	0	0
E/GBR	0	0	0	2	0	0	0	0	0	0
E/IRL	0	0	0	0	0	0	0	0	0	0
E/ITA	0	0	0	0	0	0	0	0	0	0
E/PRT	6	46	34	38	4	2477	1138	0	7	657
OTHERS	0	0	0	0	0	0	0	0	0	0
TOTAL	4194	2981	3088	4821	3003	3916	4475	4154	4906	3967

For quantities in parentheses, nominal catches were not reported by divisions; these have been allocated on the basis of the catches by other countries which reported by divisions.

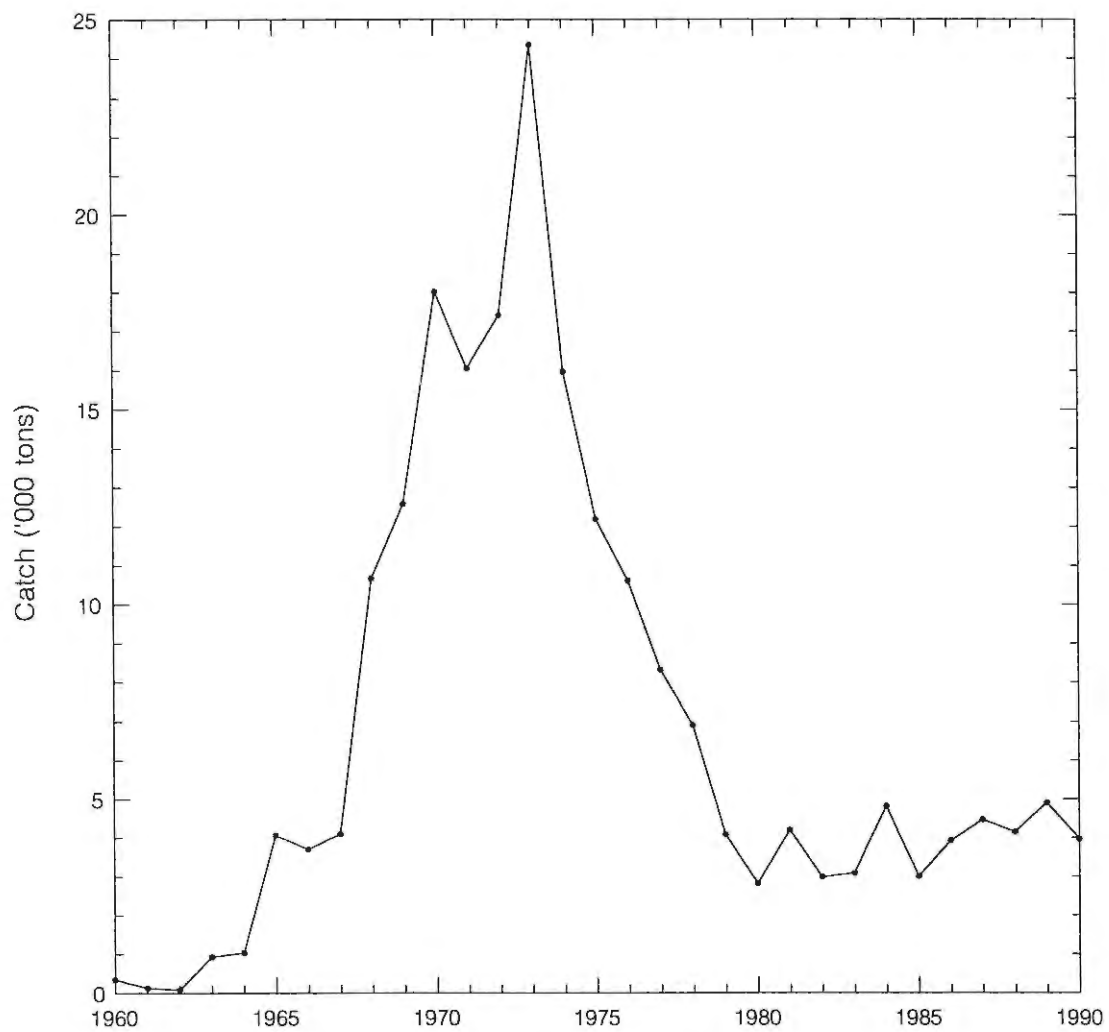


FIG. 39. NOMINAL CATCHES FOR WITCH FLOUNDER IN DIV. 2J+3KL.

TABLE 40. NOMINAL CATCHES FOR WITCH FLOUNDER IN DIV. 3NO.

COUNTRY	1960	1961	1962	1963	1964	1965	1966	1967	1968	1969	1970
BGR	0	0	0	0	0	0	0	0	0	0	0
CAN	5553	4626	4482	895	1055	1324	3644	2863	1503	479	723
CUB	0	0	0	0	0	0	0	0	0	0	0
DDR	0	0	0	0	0	0	4	20	0	8	0
FRA-SP	191	0	267	795	0	0	0	0	18	6	1
FRO	0	0	0	0	0	0	0	0	0	0	0
GRL	0	0	0	0	0	0	0	0	0	0	0
ISL	0	0	0	0	0	0	0	0	0	0	0
JPN	0	0	0	0	0	0	0	0	0	0	0
KOR-S	0	0	0	0	0	0	0	0	0	0	0
NOR	0	0	0	0	0	0	0	0	0	0	0
POL	0	0	0	0	0	0	16	29	0	0	0
ROM	0	0	0	0	0	0	0	0	0	0	0
SUN	0	0	0	485	0	849	3828	8565	9078	4215	6039
RUS	0	0	0	0	0	0	0	0	0	0	0
EST	0	0	0	0	0	0	0	0	0	0	0
LVA	0	0	0	0	0	0	0	0	0	0	0
LTU	0	0	0	0	0	0	0	0	0	0	0
USA	0	1	1	0	0	0	0	0	0	0	0
E/DEU	0	0	0	0	0	0	0	0	0	0	0
E/DNK	0	0	0	0	0	0	0	0	0	0	0
E/ESP	0	0	0	0	0	0	0	0	0	0	0
E/FRA-M	0	0	0	0	0	0	0	0	0	0	0
E/GBR	55	5	8	8	11	4	30	26	0	0	0
E/IRL	0	0	0	0	0	0	0	0	0	0	0
E/ITA	0	0	0	0	0	0	0	0	0	0	0
E/PRT	0	0	0	0	0	0	0	0	0	0	0
OTHERS	0	0	0	0	0	0	0	0	0	0	0
TOTAL	5799	4633	4758	2183	1066	2177	7522	11503	10599	4708	6763

COUNTRY	1971	1972	1973	1974	1975	1976	1977	1978	1979	1980
BGR	0	0	0	0	0	0	0	0	0	0
CAN	178	3419	4943	2807	1137	3044	3013	1165	1193	425
CUB	0	0	0	0	0	0	0	0	0	0
DDR	0	0	0	0	0	0	0	0	0	0
FRA-SP	10	17	20	1	0	0	4	1	0	1
FRO	0	0	0	0	0	0	0	0	0	0
GRL	0	0	0	0	0	0	0	0	0	0
ISL	0	0	0	0	0	0	0	0	0	0
JPN	0	0	0	0	0	0	0	1	0	0
KOR-S	0	0	0	0	0	0	0	0	0	0
NOR	0	0	0	0	0	0	0	0	0	0
POL	3	0	9	0	0	0	0	0	0	0
ROM	0	0	0	0	0	0	0	0	6	0
SUN	14774	5738	1714	5235	5019	2991	2742	2275	1868	1994
RUS	0	0	0	0	0	0	0	0	0	0
EST	0	0	0	0	0	0	0	0	0	0
LVA	0	0	0	0	0	0	0	0	0	0
LTU	0	0	0	0	0	0	0	0	0	0
USA	0	0	0	0	0	0	0	0	0	0
E/DEU	0	0	0	0	0	0	0	0	0	0
E/DNK	0	0	0	0	0	0	0	0	0	0
E/ESP	0	0	0	0	0	0	0	0	0	0
E/FRA-M	0	0	0	0	0	0	0	0	0	0
E/GBR	0	0	3	5	2	0	0	0	0	0
E/IRL	0	0	0	2	0	0	0	31	0	0
E/ITA	0	0	0	0	0	0	0	0	0	0
E/PRT	0	0	0	0	12	0	0	0	10	0
OTHERS	0	0	0	0	0	0	0	0	0	0
TOTAL	14965	9177	6691	8045	6168	6035	5759	3473	3077	2420

COUNTRY	1981	1982	1983	1984	1985	1986	1987	1988	1989	1990
BGR	0	0	0	0	0	0	0	0	0	0
CAN	381	1760	1674	834	2746	2937	2829	1927	1241	2654
CUB	0	0	0	0	31	46	0	3	0	0
DDR	0	0	0	0	0	0	0	0	0	0
FRA-SP	0	2	5	6	0	4	0	0	0	0
FRO	0	0	0	0	0	0	0	0	0	0
GRL	0	0	0	0	0	0	0	0	0	0
ISL	0	0	0	0	0	0	0	0	0	0
JPN	0	1	0	13	16	1	10	21	2	2
KOR-S	0	0	0	0	71	97	32	306	76	132
NOR	0	0	0	0	0	0	0	0	0	0
POL	0	0	0	0	0	0	0	0	0	0
ROM	0	0	0	0	0	0	0	0	0	0
SUN	2044	1969	1942	1955	1908	1724	1425	1037	81	9
RUS	0	0	0	0	0	0	0	0	0	0
EST	0	0	0	0	0	0	0	0	0	0
LVA	0	0	0	0	0	0	0	0	0	0
LTU	0	0	0	0	0	0	0	0	0	0
USA	0	0	0	0	255	534	346	356	298	2
E/DEU	0	0	0	0	0	0	0	0	0	0
E/DNK	0	0	0	0	0	0	0	0	0	0
E/ESP	0	0	0	0	3744	2033	2479	2878	1985	271
E/FRA-M	0	0	0	1	0	0	0	0	0	0
E/GBR	0	0	0	0	0	0	0	0	0	0
E/IRL	0	0	0	0	0	0	0	0	0	0
E/ITA	0	0	0	0	0	0	0	0	0	0
E/PRT	0	0	0	0	0	1755	475	10	5	1140
OTHERS	0	0	0	0	0	0	0	0	0	0
TOTAL	2425	3732	3621	2809	8771	9131	7596	6538	3688	4210

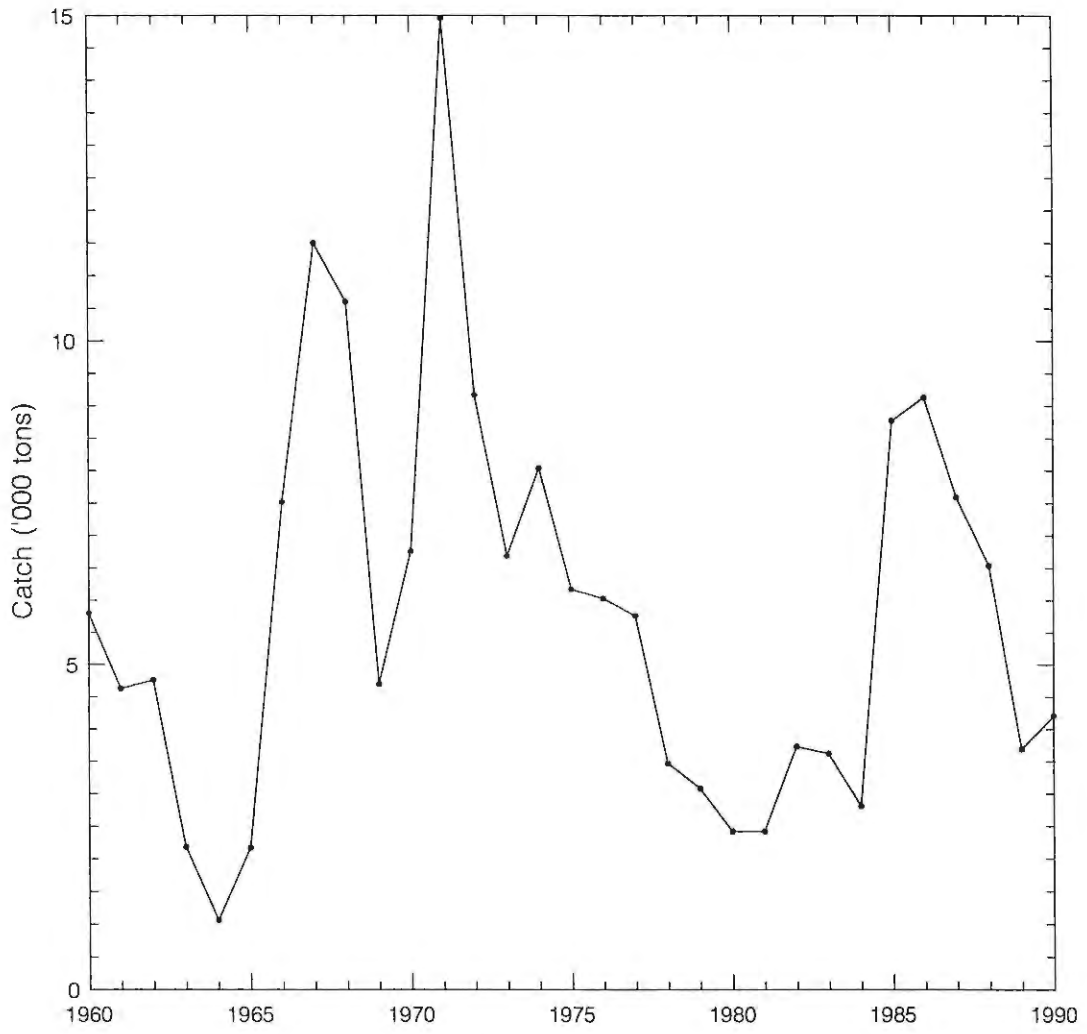


FIG. 40. NOMINAL CATCHES FOR WITCH FLOUNDER IN DIV. 3NO.

TABLE 41. NOMINAL CATCHES FOR WITCH FLOUNDER IN SUBDIV. 3PS.

COUNTRY	1960	1961	1962	1963	1964	1965	1966	1967	1968	1969	1970
BGR	0	0	0	0	0	0	0	0	0	0	0
CAN	1234	1104	968	771	963	555	1344	3790	2561	2309	2591
CUB	0	0	0	0	0	0	0	0	0	0	0
DDR	0	0	0	0	0	0	0	0	0	0	0
FRA-SP	43	0	9	131	0	0	0	0	106	95	111
FRO	0	0	0	0	0	0	0	0	0	0	0
GRL	0	0	0	0	0	0	0	0	0	0	0
ISL	0	0	0	0	0	0	0	0	0	0	0
JPN	0	0	0	0	0	0	0	0	0	0	0
KOR-S	0	0	0	0	0	0	0	0	0	0	0
NOR	0	0	0	0	0	0	0	0	0	0	0
POL	0	0	0	0	0	0	0	0	0	0	0
ROM	0	0	0	0	0	0	0	0	0	0	0
SUN	0	0	0	0	0	0	79	982	1464	1691	0
RUS	0	0	0	0	0	0	0	0	0	0	0
EST	0	0	0	0	0	0	0	0	0	0	0
LVA	0	0	0	0	0	0	0	0	0	0	0
LTU	0	0	0	0	0	0	0	0	0	0	0
USA	0	0	0	0	0	0	0	0	0	0	0
E/DEU	0	0	0	0	0	0	0	0	0	0	0
E/DNK	0	0	0	0	0	0	0	0	0	0	0
E/ESP	0	0	0	0	0	0	0	0	0	0	0
E/FRA-M	0	0	0	0	0	0	0	0	0	0	0
E/GBR	0	2	1	22	48	15	21	33	0	1	0
E/IRL	0	0	0	0	0	0	0	0	0	0	0
E/ITA	0	0	0	0	0	0	0	0	0	0	0
E/PRT	0	0	0	0	0	0	0	0	0	0	0
OTHERS	0	0	0	0	0	0	0	0	0	0	0
TOTAL	1277	1106	978	924	1011	570	1444	4805	4131	4096	2702

COUNTRY	1971	1972	1973	1974	1975	1976	1977	1978	1979	1980
BGR	0	0	0	0	0	0	0	0	0	0
CAN	2193	1517	2340	1699	1370	866	4192	1001	829	821
CUB	0	0	0	0	0	0	0	0	0	0
DDR	0	0	0	0	0	0	0	0	0	0
FRA-SP	57	69	114	47	41	32	55	6	8	20
FRO	0	0	0	0	0	0	0	0	0	0
GRL	0	0	0	0	0	0	0	0	0	0
ISL	0	0	0	0	0	0	0	0	0	0
JPN	0	0	0	0	0	0	0	0	0	0
KOR-S	0	0	0	0	0	0	0	0	0	0
NOR	0	0	0	0	0	0	0	0	0	0
POL	0	0	0	0	0	0	0	0	0	0
ROM	0	0	0	0	0	0	0	0	0	0
SUN	0	8	443	0	4	3	0	0	0	0
RUS	0	0	0	0	0	0	0	0	0	0
EST	0	0	0	0	0	0	0	0	0	0
LVA	0	0	0	0	0	0	0	0	0	0
LTU	0	0	0	0	0	0	0	0	0	0
USA	0	0	0	0	0	0	0	0	0	0
E/DEU	0	0	0	0	0	0	0	0	0	0
E/DNK	0	0	0	0	0	0	0	0	0	0
E/ESP	0	0	0	0	0	0	0	0	0	0
E/FRA-M	0	0	0	0	0	0	0	0	17	0
E/GBR	0	0	10	0	0	0	0	0	0	0
E/IRL	0	0	0	0	0	0	0	0	0	0
E/ITA	0	0	0	0	0	0	0	0	0	0
E/PRT	0	0	0	40	13	2	0	0	0	0
OTHERS	0	0	0	0	0	0	0	0	0	0
TOTAL	2250	1594	2907	1786	1428	903	4247	1007	854	841

COUNTRY	1981	1982	1983	1984	1985	1986	1987	1988	1989	1990
BGR	0	0	0	0	0	0	0	0	0	0
CAN	416	433	262	442	477	723	1149	577	860	971
CUB	0	0	0	0	0	0	0	0	0	0
DDR	0	0	0	0	0	0	0	0	0	0
FRA-SP	53	56	125	34	118	606	71	53	67	0
FRO	0	0	0	0	0	0	0	0	0	0
GRL	0	0	0	0	0	0	0	0	0	0
ISL	0	0	0	0	0	0	0	0	0	0
JPN	0	0	0	0	0	0	0	0	0	0
KOR-S	0	0	0	0	0	0	0	0	0	0
NOR	0	0	0	0	0	0	0	0	0	0
POL	0	0	0	0	0	0	0	0	0	0
ROM	0	0	0	0	0	0	0	0	0	0
SUN	0	0	0	0	0	0	0	0	0	0
RUS	0	0	0	0	0	0	0	0	0	0
EST	0	0	0	0	0	0	0	0	0	0
LVA	0	0	0	0	0	0	0	0	0	0
LTU	0	0	0	0	0	0	0	0	0	0
USA	0	0	0	0	0	0	0	0	0	0
E/DEU	0	0	0	0	0	0	0	0	0	0
E/DNK	0	0	0	0	0	0	0	0	0	0
E/ESP	0	0	0	0	0	0	0	0	0	0
E/FRA-M	0	0	0	2	2	0	53	6	0	0
E/GBR	0	0	0	0	0	0	0	0	0	0
E/IRL	0	0	0	0	0	0	0	0	0	0
E/ITA	0	0	0	0	0	0	0	0	0	0
E/PRT	0	0	0	0	0	0	0	0	0	0
OTHERS	0	0	0	0	0	0	0	0	0	0
TOTAL	469	489	387	478	597	1329	1273	636	927	971

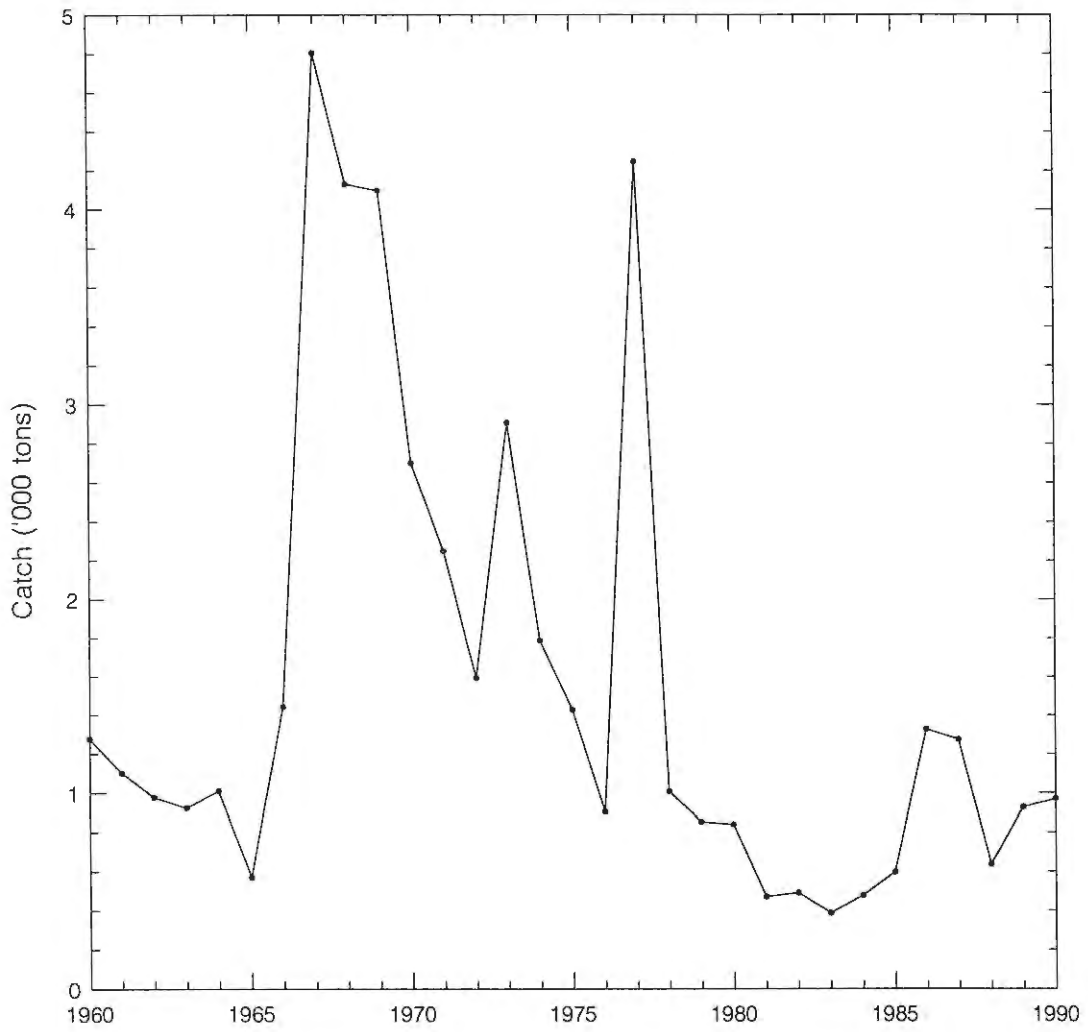


FIG. 41. NOMINAL CATCHES FOR WITCH FLOUNDER IN SUBDIV. 3PS.

TABLE 42. NOMINAL CATCHES FOR WITCH FOUNDER IN DIV. 4VWX.

COUNTRY	1960	1961	1962	1963	1964	1965	1966	1967	1968	1969	1970
BGR	0	0	0	0	0	0	0	0	0	0	0
CAN	5701	4951	5638	6972	8406	7710	7046	7496	8772	6671	4920
CUB	0	0	0	0	0	0	0	0	0	0	0
DDR	0	0	0	0	0	0	0	0	0	0	0
FRA-SP	0	0	0	0	0	0	0	0	52	40	14
FRO	0	0	0	0	0	0	0	0	0	0	0
GRL	0	0	0	0	0	0	0	0	0	0	0
ISL	0	0	0	0	0	0	0	0	0	0	0
JPN	0	0	0	0	0	0	0	0	0	0	0
KOR-S	0	0	0	0	0	0	0	0	0	0	0
NOR	0	0	0	0	0	0	0	0	0	0	0
POL	0	0	0	0	0	0	0	0	0	9	0
ROM	0	0	0	0	0	0	0	0	0	0	0
SUN	0	0	0	344	34	5139	7446	227	12829	7345	1059
RUS	0	0	0	0	0	0	0	0	0	0	0
EST	0	0	0	0	0	0	0	0	0	0	0
LVA	0	0	0	0	0	0	0	0	0	0	0
LTU	0	0	0	0	0	0	0	0	0	0	0
USA	142	126	200	170	189	94	20	92	29	28	55
E/DEU	0	0	0	0	0	0	0	0	0	0	0
E/DNK	0	0	0	0	0	0	0	0	0	0	0
E/ESP	0	0	0	0	0	0	0	0	0	0	0
E/FRA-M	0	0	0	0	0	0	0	0	0	0	0
E/GBR	0	0	0	0	0	0	0	1	0	0	0
E/IRL	0	0	0	0	0	0	0	0	0	0	0
E/ITA	0	0	0	0	0	0	0	0	0	0	0
E/PRT	0	0	0	0	0	0	0	0	0	0	0
OTHERS	0	0	0	0	0	0	0	0	0	0	0
TOTAL	5843	5077	5838	7486	8629	12943	14512	7816	21682	14093	6048

COUNTRY	1971	1972	1973	1974	1975	1976	1977	1978	1979	1980
BGR	0	0	0	0	0	0	0	0	0	0
CAN	6816	5909	5854	5830	3406	2466	2307	2139	2057	2298
CUB	0	0	0	0	0	0	0	0	0	0
DDR	0	0	0	0	0	0	0	0	0	0
FRA-SP	6	110	50	84	22	9	7	2	4	9
FRO	0	0	0	0	0	0	0	0	0	0
GRL	0	0	0	0	0	0	0	0	0	0
ISL	0	0	0	0	0	0	0	0	0	0
JPN	0	0	0	0	0	0	0	0	0	0
KOR-S	0	0	0	0	0	0	0	0	0	0
NOR	0	0	0	0	0	0	0	0	0	0
POL	0	3	0	0	0	0	0	0	0	0
ROM	0	0	0	0	0	0	0	0	0	0
SUN	10978	5207	8020	1441	5432	3237	104	134	3	3
RUS	0	0	0	0	0	0	0	0	0	0
EST	0	0	0	0	0	0	0	0	0	0
LVA	0	0	0	0	0	0	0	0	0	0
LTU	0	0	0	0	0	0	0	0	0	0
USA	64	120	45	55	33	30	13	16	7	11
E/DEU	0	0	0	0	0	0	0	0	0	0
E/DNK	0	0	0	0	0	0	0	0	0	0
E/ESP	0	0	0	0	29	0	0	0	0	0
E/FRA-M	0	0	0	0	0	0	0	0	0	0
E/GBR	0	2	0	5	0	0	0	0	0	0
E/IRL	0	0	0	0	0	0	0	0	0	0
E/ITA	0	0	0	0	0	0	0	0	0	0
E/PRT	0	0	0	0	0	0	0	0	0	0
OTHERS	0	0	0	0	0	0	0	0	0	0
TOTAL	17864	11351	13969	7415	8922	5742	2431	2291	2071	2321

COUNTRY	1981	1982	1983	1984	1985	1986	1987	1988	1989	1990
BGR	0	0	0	0	0	0	0	0	0	0
CAN	1687	1411	1473	1737	2133	2882	3150	2823	2289	1942
CUB	0	2	0	0	3	0	5	1	0	0
DDR	0	0	0	0	0	0	0	0	0	0
FRA-SP	13	2	1	0	1	0	0	0	0	0
FRO	0	0	0	0	0	0	0	0	0	0
GRL	0	0	0	0	0	0	0	0	0	0
ISL	0	0	0	0	0	0	0	0	0	0
JPN	0	0	0	6	4	0	1	0	0	0
KOR-S	0	0	0	0	0	0	0	0	0	0
NOR	0	0	0	0	0	0	0	0	0	0
POL	0	0	0	0	0	0	0	0	0	0
ROM	0	0	0	0	0	0	0	0	0	0
SUN	0	2	12	28	57	54	41	111	0	0
RUS	0	0	0	0	0	0	0	0	0	0
EST	0	0	0	0	0	0	0	0	0	0
LVA	0	0	0	0	0	0	0	0	0	0
LTU	0	0	0	0	0	0	0	0	0	0
USA	41	56	177	162	73	78	20	12	3	7
E/DEU	0	0	0	0	0	0	0	0	0	0
E/DNK	0	0	0	0	0	0	0	0	0	0
E/ESP	0	0	0	0	0	0	0	0	0	0
E/FRA-M	0	0	0	0	0	0	0	0	0	0
E/GBR	0	0	0	0	0	0	0	0	0	0
E/IRL	0	0	0	0	0	0	0	0	0	0
E/ITA	0	0	0	0	0	0	0	0	0	0
E/PRT	0	0	0	0	0	0	0	0	0	0
OTHERS	0	0	0	0	0	0	0	0	0	0
TOTAL	1741	1473	1663	1933	2271	3014	3217	2947	2292	1949

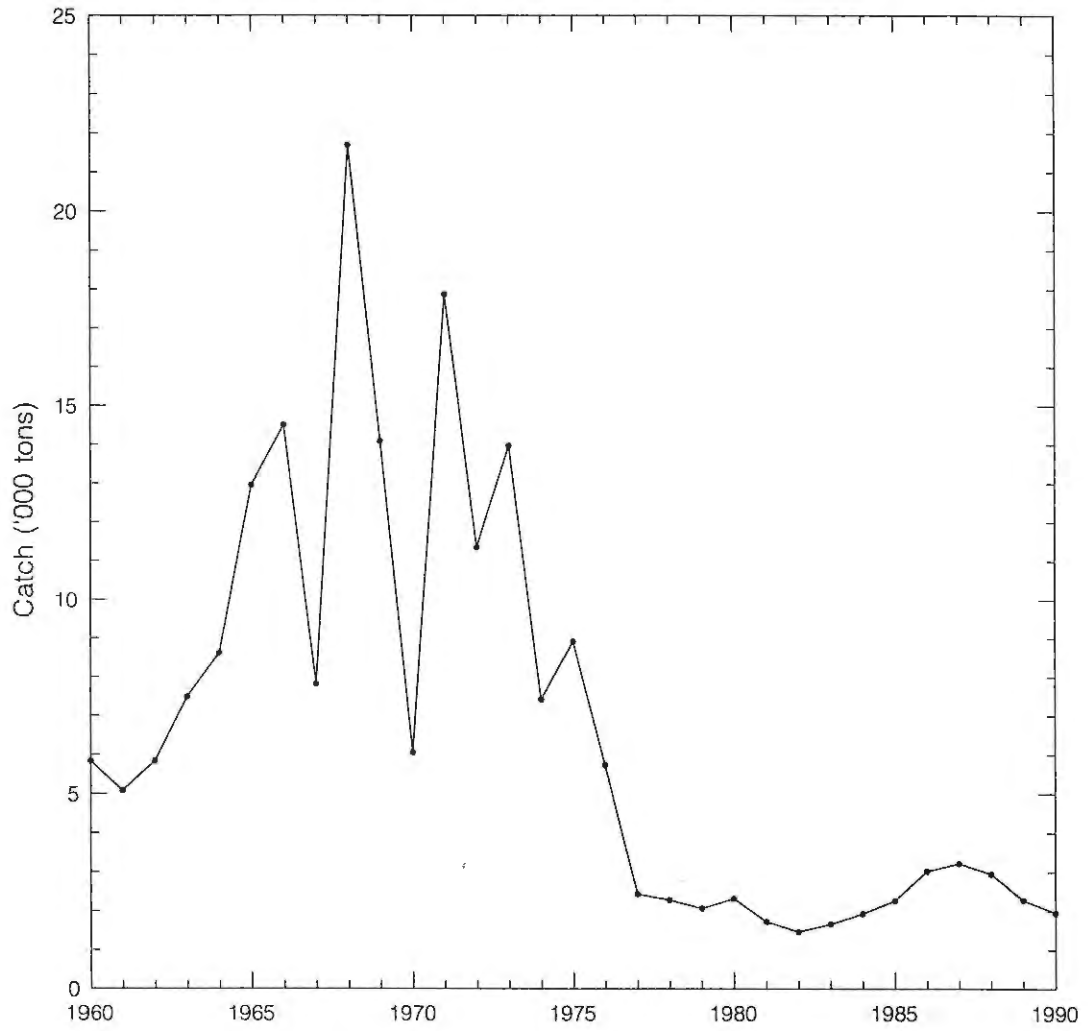


FIG. 42. NOMINAL CATCHES FOR WITCH FOUNDER IN DIV. 4VWX.

TABLE 43. NOMINAL CATCHES FOR YELLOWTAIL FLOUNDER IN DIV. 31NO.

COUNTRY	1960	1961	1962	1963	1964	1965	1966	1967	1968	1969	1970
BGR	0	0	0	0	0	0	0	0	0	0	0
CAN	7	100	67	138	126	3075	4185	2122	4180	10494	22814
CUB	0	0	0	0	0	0	0	0	0	0	0
DDR	0	0	0	0	0	0	0	0	0	0	0
FRA-SP	0	0	0	0	0	0	0	0	14	1	17
FRO	0	0	0	0	0	0	0	0	0	0	0
GRL	0	0	0	0	0	0	0	0	0	0	0
ISL	0	0	0	0	0	0	0	0	0	0	0
JPN	0	0	0	0	0	0	0	0	0	0	0
KOR-S	0	0	0	0	0	0	0	0	0	0	0
NOR	0	0	0	0	0	0	0	0	0	0	0
POL	0	0	0	0	0	0	7	20	0	0	0
ROM	0	0	0	0	0	0	0	0	0	0	169
SUN	0	0	0	380	21	55	2834	6736	9146	5207	3426
RUS	0	0	0	0	0	0	0	0	0	0	0
EST	0	0	0	0	0	0	0	0	0	0	0
LVA	0	0	0	0	0	0	0	0	0	0	0
LTU	0	0	0	0	0	0	0	0	0	0	0
USA	0	0	0	0	0	0	0	0	0	1	0
E/DEU	0	0	0	0	0	0	0	0	0	0	0
E/DNK	0	0	0	0	0	0	0	0	0	0	0
E/EGP	0	0	0	0	0	0	0	0	0	0	0
E/FRA-M	0	0	0	0	0	0	0	0	0	0	0
E/GBR	0	0	0	0	0	0	0	0	0	5	0
E/IRL	0	0	0	0	0	0	0	0	0	0	0
E/ITA	0	0	0	0	0	0	0	0	0	0	0
E/PRT	0	0	0	0	0	0	0	0	0	0	0
OTHERS	0	0	0	0	0	0	0	0	0	0	0
TOTAL	7	100	67	518	147	3130	7026	8878	13340	15708	26426

COUNTRY	1971	1972	1973	1974	1975	1976	1977	1978	1979	1980
BGR	0	33	0	0	0	0	0	0	0	0
CAN	24206	26939	28492	17053	18458	7910	11295	15091	18116	12011
CUB	0	0	0	0	0	0	0	0	0	0
DDR	0	0	0	0	0	0	0	0	0	0
FRA-SP	49	358	368	60	15	31	245	375	202	366
FRO	0	0	0	0	0	0	0	0	0	0
GRL	0	0	0	0	0	0	0	0	0	0
ISL	0	0	0	0	0	0	0	0	0	0
JPN	0	0	0	0	0	0	0	0	0	0
KOR-S	0	0	0	0	0	0	0	0	0	0
NOR	0	0	0	0	0	0	0	0	0	0
POL	0	0	0	0	0	0	0	0	0	0
ROM	0	0	4	0	0	0	0	0	0	0
SUN	13087	11929	3545	6952	4076	57	97	3540	0	0
RUS	0	0	0	0	0	0	0	0	0	0
EST	0	0	0	0	0	0	0	0	0	0
LVA	0	0	0	0	0	0	0	0	0	0
LTU	0	0	0	0	0	0	0	0	0	0
USA	0	0	0	0	0	0	0	0	0	0
E/DEU	0	0	0	0	0	0	0	0	0	0
E/DNK	0	0	0	0	0	0	0	0	0	0
E/EGP	0	0	0	0	0	0	0	0	0	0
E/FRA-M	0	0	0	0	0	0	0	0	0	0
E/GBR	0	0	0	0	0	0	0	0	0	0
E/IRL	0	0	0	0	0	0	1	0	0	0
E/ITA	0	0	0	0	0	0	0	0	0	0
E/PRT	0	0	406	248	345	59	0	0	33	0
OTHERS	0	0	0	0	0	0	0	0	0	0
TOTAL	37342	39259	32815	24313	22894	8057	11638	15466	18351	12377

COUNTRY	1981	1982	1983	1984	1985	1986	1987	1988	1989	1990
BGR	0	0	0	0	0	0	0	0	0	0
CAN	14122	11479	9085	12437	13440	14168	13420	10607	5009	4966
CUB	0	0	0	11	12	1	0	0	0	0
DDR	0	0	0	0	0	0	0	0	0	0
FRA-SP	558	110	165	89	0	77	51	0	139	0
FRO	0	0	0	0	0	0	0	0	0	0
GRL	0	0	0	0	0	0	0	0	0	0
ISL	0	0	0	0	0	0	0	0	0	0
JPN	0	0	0	0	0	0	0	0	1	0
KOR-S	0	0	0	0	1794	602	45	379	2567	3647
NOR	0	0	0	0	0	1	0	0	0	0
POL	0	0	0	0	0	0	0	0	0	0
ROM	0	0	0	0	0	0	0	0	0	0
SUN	0	0	0	0	0	0	0	0	0	0
RUS	0	0	0	0	0	0	0	0	0	0
EST	0	0	0	0	0	0	0	0	0	0
LVA	0	0	0	0	0	0	0	0	0	0
LTU	0	0	0	0	0	0	0	0	0	0
USA	0	0	0	0	3797	2221	1535	863	319	6
E/DEU	0	0	0	0	0	0	0	0	0	0
E/DNK	0	0	0	0	0	0	0	0	0	0
E/EGP	0	43	0	25	2425	366	1183	3205	1126	119
E/FRA-M	0	0	0	0	0	0	0	0	0	0
E/GBR	0	0	0	0	0	0	0	0	0	0
E/IRL	0	0	0	0	0	0	0	0	0	0
E/ITA	0	614	0	0	0	0	0	0	0	0
E/PRT	0	0	0	0	0	5521	0	0	5	11
OTHERS	0	0	0	0	0	0	0	0	0	0
TOTAL	14680	12246	9250	12562	21468	22957	16234	15054	9166	8749

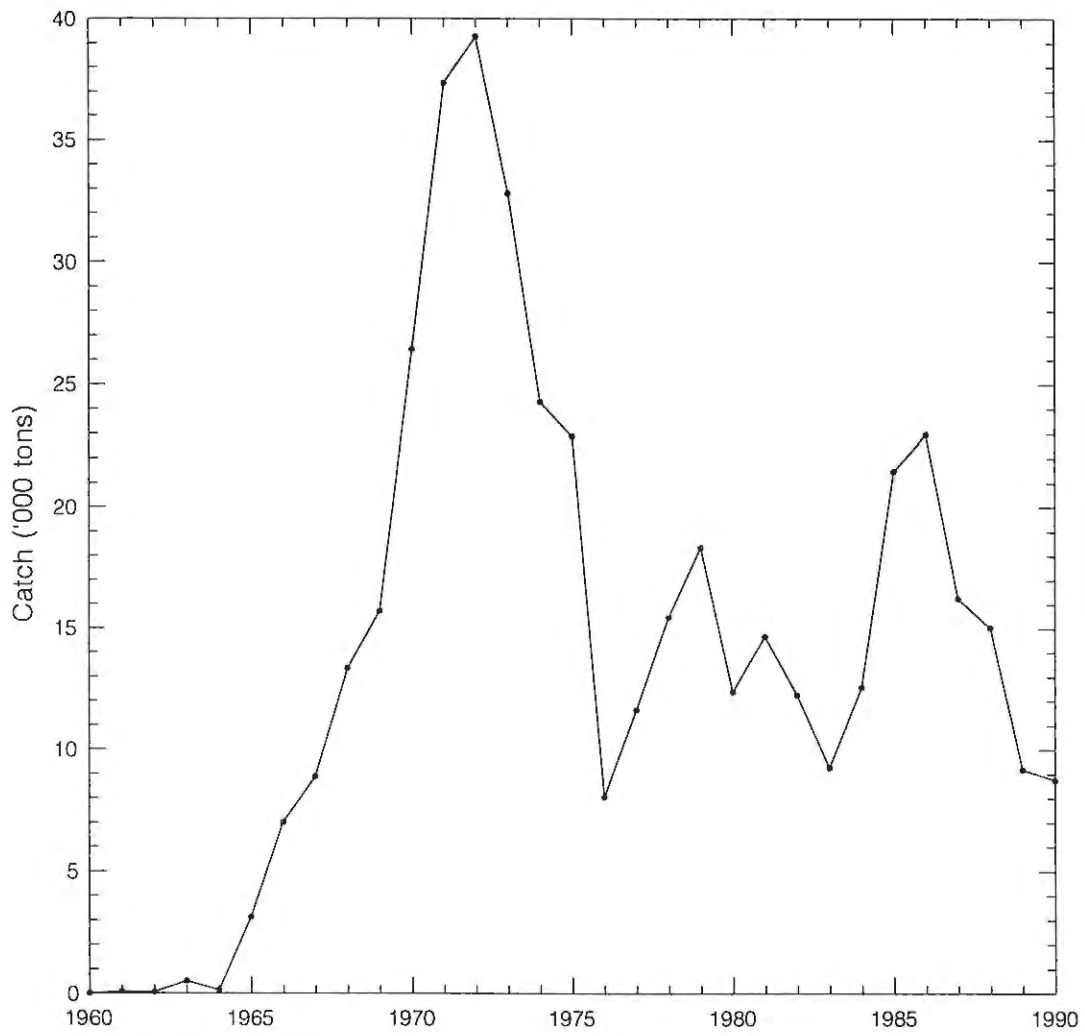


FIG. 43. NOMINAL CATCHES FOR YELLOWTAIL FLOUNDER IN DIV. 3LNO.

TABLE 44. NOMINAL CATCHES FOR YELLOWTAIL FLOUNDER IN DIV. 4VWX.

COUNTRY	1960	1961	1962	1963	1964	1965	1966	1967	1968	1969	1970
BGR	0	0	0	0	0	0	0	0	0	0	0
CAN	916	2908	3483	3784	5288	5378	3770	5152	5377	2563	947
CUB	0	0	0	0	0	0	0	0	0	0	0
DDR	0	0	0	0	0	0	0	0	0	0	0
FRA-SP	0	0	0	0	0	0	0	0	11	0	6
FRO	0	0	0	0	0	0	0	0	0	0	0
GRL	0	0	0	0	0	0	0	0	0	0	0
ISL	0	0	0	0	0	0	0	0	0	0	0
JPN	0	0	0	0	0	0	0	0	0	0	0
KOR-S	0	0	0	0	0	0	0	0	0	0	0
NOR	0	0	0	0	0	0	0	0	0	0	0
POL	0	0	0	0	0	0	0	0	0	0	0
ROM	0	0	0	0	0	0	0	0	0	0	0
SUN	0	0	0	158	75	705	1067	15	7717	1244	2708
RUS	0	0	0	0	0	0	0	0	0	0	0
EST	0	0	0	0	0	0	0	0	0	0	0
LVA	0	0	0	0	0	0	0	0	0	0	0
LTU	0	0	0	0	0	0	0	0	0	0	0
USA	14	9	20	30	36	21	14	29	23	19	21
E/DEU	0	0	0	0	0	0	0	0	0	0	0
E/DNK	0	0	0	0	0	0	0	0	0	0	0
E/ESP	0	0	0	0	0	0	0	0	0	0	0
E/FRA-M	0	0	0	0	0	0	0	0	0	0	0
E/GBR	0	0	0	0	0	0	0	0	0	0	0
E/IRL	0	0	0	0	0	0	0	0	0	0	0
E/ITA	0	0	0	0	0	0	0	0	0	0	0
E/PRT	0	0	0	0	0	0	0	0	0	0	0
OTHERS	0	0	0	0	0	0	0	0	0	0	0
TOTAL	930	2917	3503	3972	5399	6104	4851	5196	13128	3826	3682

COUNTRY	1971	1972	1973	1974	1975	1976	1977	1978	1979	1980
BGR	0	0	0	0	21	0	0	0	0	0
CAN	1033	1007	424	593	1083	610	1424	1610	2088	2486
CUB	0	0	0	0	0	0	0	1	0	0
DDR	0	0	0	0	0	0	0	0	0	0
FRA-SP	2	23	8	0	0	1	6	14	0	1
FRO	0	0	0	0	0	0	0	0	0	0
GRL	0	0	0	0	0	0	0	0	0	0
ISL	0	0	0	0	0	0	0	0	0	0
JPN	0	6	9	206	0	0	0	0	0	0
KOR-S	0	0	0	0	0	0	0	0	0	0
NOR	0	0	0	0	0	0	0	0	0	0
POL	0	0	0	0	0	0	0	0	0	0
ROM	0	0	0	0	0	0	0	0	0	0
SUN	728	445	1030	137	400	281	0	0	0	0
RUS	0	0	0	0	0	0	0	0	0	0
EST	0	0	0	0	0	0	0	0	0	0
LVA	0	0	0	0	0	0	0	0	0	0
LTU	0	0	0	0	0	0	0	0	0	0
USA	12	4	1	3	64	12	13	3	2	4
E/DEU	0	0	0	0	0	0	0	0	0	0
E/DNK	0	0	0	0	0	0	0	0	0	0
E/ESP	0	0	0	0	0	0	0	0	0	0
E/FRA-M	0	0	0	0	0	0	0	0	0	0
E/GBR	0	0	0	0	0	0	0	0	0	0
E/IRL	0	0	0	0	2	0	0	0	0	0
E/ITA	0	0	0	0	0	0	0	0	0	0
E/PRT	0	0	41	0	0	0	0	0	0	0
OTHERS	0	0	0	0	0	0	0	0	0	0
TOTAL	1775	1485	1513	939	1570	904	1443	1628	2090	2491

COUNTRY	1981	1982	1983	1984	1985	1986	1987	1988	1989	1990
BGR	0	0	0	0	0	0	0	0	0	0
CAN	2881	2620	2422	2449	1014	805	1150	1067	1509	3008
CUB	0	2	0	3	6	0	0	1	0	1
DDR	0	0	0	0	0	0	0	0	0	0
FRA-SP	6	0	0	0	0	0	0	0	0	0
FRO	0	0	0	0	0	0	0	0	0	0
GRL	0	0	0	0	0	0	0	0	0	0
ISL	0	0	0	0	0	0	0	0	0	0
JPN	0	0	0	3	0	0	0	0	0	0
KOR-S	0	0	0	0	0	0	0	0	0	0
NOR	0	0	0	0	0	0	0	0	0	0
POL	0	0	0	0	0	0	0	0	0	0
ROM	0	0	0	0	0	0	0	0	0	0
SUN	0	0	0	0	0	0	0	0	0	0
RUS	0	0	0	0	0	0	0	0	0	0
EST	0	0	0	0	0	0	0	0	0	0
LVA	0	0	0	0	0	0	0	0	0	0
LTU	0	0	0	0	0	0	0	0	0	0
USA	2	1	1	7	0	0	0	0	0	1
E/DEU	0	0	0	0	0	0	0	0	0	0
E/DNK	0	0	0	0	0	0	0	0	0	0
E/ESP	0	0	0	0	0	0	0	0	0	0
E/FRA-M	0	0	0	0	0	0	0	0	0	0
E/GBR	0	0	0	0	0	0	0	0	0	0
E/IRL	0	0	0	0	0	0	0	0	0	0
E/ITA	0	0	0	0	0	0	0	0	0	0
E/PRT	0	0	0	0	0	0	0	0	0	0
OTHERS	0	0	0	0	0	0	0	0	0	0
TOTAL	2889	2623	2423	2462	1020	805	1150	1068	1509	3010

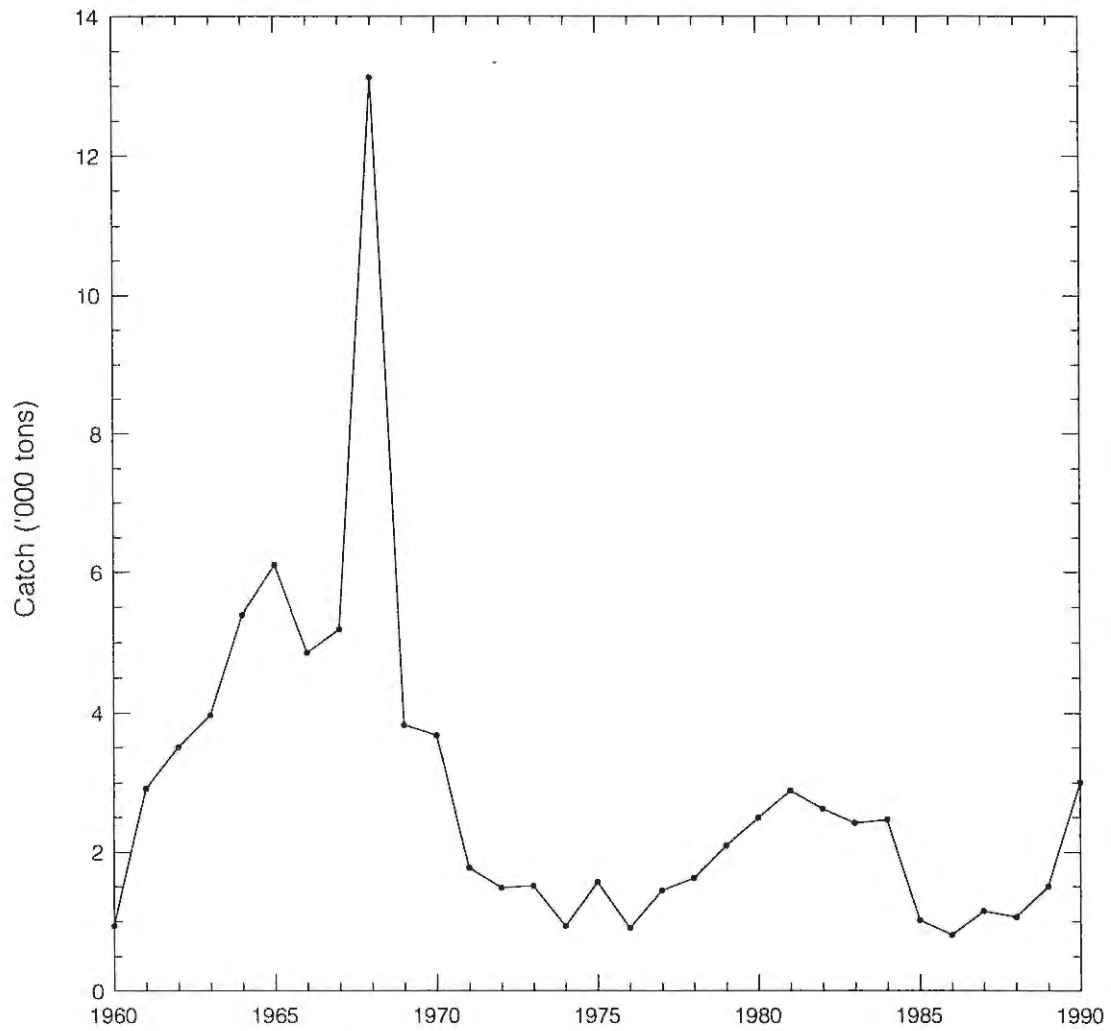


FIG. 44. NOMINAL CATCHES FOR YELLOWTAIL FLOUNDER IN DIV. 4VWX.

TABLE 45. NOMINAL CATCHES FOR YELLOWTAIL FLOUNDER IN SUBAREAS 5+6.

COUNTRY	1960	1961	1962	1963	1964	1965	1966	1967	1968	1969	1970
BGR	0	0	0	0	0	0	0	0	0	285	84
CAN	0	0	27	122	240	207	120	146	122	347	82
CUB	0	0	0	0	0	0	0	0	0	0	0
DDR	0	0	0	0	0	0	0	0	0	0	0
FRA-SP	0	0	0	0	0	0	0	0	0	0	0
FRO	0	0	0	0	0	0	0	0	0	0	0
GRL	0	0	0	0	0	0	0	0	0	0	0
ISL	0	0	0	0	0	0	0	0	0	0	0
JPN	0	0	0	0	0	0	0	0	0	0	3
KOR-S	0	0	0	0	0	0	0	0	0	0	0
NOR	0	0	0	0	0	0	0	0	0	0	0
POL	0	0	0	0	2	73	14	97	28	139	0
ROM	0	0	0	0	0	0	0	0	0	22	0
SUN	0	0	0	144	58	1115	161	2219	3299	19448	3016
RUS	0	0	0	0	0	0	0	0	0	0	0
EST	0	0	0	0	0	0	0	0	0	0	0
LVA	0	0	0	0	0	0	0	0	0	0	0
LTU	0	0	0	0	0	0	0	0	0	0	0
USA	13581	16626	25538	37532	38149	39307	33260	30756	35856	36905	35970
E/DEU	0	0	0	0	0	0	0	0	0	0	0
E/DNK	0	0	0	0	0	0	0	0	0	0	0
E/ESP	0	0	0	0	0	0	0	0	0	0	0
E/FRA-M	0	0	0	0	0	0	0	0	0	0	0
E/GBR	0	0	0	0	0	0	0	0	0	0	0
E/IRL	0	0	0	0	0	0	0	0	0	0	0
E/ITA	0	0	0	0	0	0	0	0	0	0	0
E/PRT	0	0	0	0	0	0	0	0	0	0	0
OTHERS	0	0	0	0	0	0	0	0	0	0	0
TOTAL	13581	16626	25565	37798	38449	40702	33555	33218	39305	57146	39155

COUNTRY	1971	1972	1973	1974	1975	1976	1977	1978	1979	1980
BGR	256	573	90	0	4	0	0	0	0	0
CAN	111	9	12	5	8	6	38	59	17	81
CUB	0	0	0	0	0	0	0	0	0	0
DDR	0	0	0	0	0	0	0	0	0	0
FRA-SP	0	0	0	0	0	0	0	0	0	0
FRO	0	0	0	0	0	0	0	0	0	0
GRL	0	0	0	0	0	0	0	0	0	0
ISL	0	0	0	0	0	0	0	0	0	0
JPN	10	5	0	0	0	0	0	0	0	0
KOR-S	0	0	0	0	0	0	0	0	0	0
NOR	0	0	0	0	0	0	0	0	0	0
POL	0	0	0	0	0	0	0	0	0	0
ROM	0	74	0	0	0	0	0	0	0	0
SUN	1754	4876	536	264	83	4	0	0	0	0
RUS	0	0	0	0	0	0	0	0	0	0
EST	0	0	0	0	0	0	0	0	0	0
LVA	0	0	0	0	0	0	0	0	0	0
LTU	0	0	0	0	0	0	0	0	0	0
USA	29208	32974	30031	25050	19529	17154	16590	11487	16019	19385
E/DEU	0	0	0	0	0	0	0	0	0	0
E/DNK	0	0	0	0	0	0	0	0	0	0
E/ESP	0	0	0	0	0	0	1	0	0	0
E/FRA-M	0	0	0	0	0	0	0	0	0	0
E/GBR	0	0	0	0	0	0	0	0	0	0
E/IRL	0	0	0	0	0	0	0	0	0	0
E/ITA	0	0	0	0	0	0	0	0	0	0
E/PRT	0	0	0	0	0	0	0	0	0	0
OTHERS	0	0	0	0	0	0	0	0	0	0
TOTAL	31339	38511	30669	25319	19624	17164	16629	11546	16036	19466

COUNTRY	1981	1982	1983	1984	1985	1986	1987	1988	1989	1990
BGR	0	0	0	0	0	0	0	0	0	0
CAN	12	18	46	4	3	27	56	48	32	14
CUB	0	0	0	0	0	0	0	0	0	0
DDR	0	0	0	0	0	0	0	0	0	0
FRA-SP	0	0	0	0	0	0	0	0	0	0
FRO	0	0	0	0	0	0	0	0	0	0
GRL	0	0	0	0	0	0	0	0	0	0
ISL	0	0	0	0	0	0	0	0	0	0
JPN	0	0	0	0	0	0	0	0	0	0
KOR-S	0	0	0	0	0	0	0	0	0	0
NOR	0	0	0	0	0	0	0	0	0	0
POL	0	0	0	0	0	0	0	0	0	0
ROM	0	0	0	0	0	0	0	0	0	0
SUN	0	0	0	0	0	0	0	0	0	0
RUS	0	0	0	0	0	0	0	0	0	0
EST	0	0	0	0	0	0	0	0	0	0
LVA	0	0	0	0	0	0	0	0	0	0
LTU	0	0	0	0	0	0	0	0	0	0
USA	15639	27170	33039	17807	7339	6152	6035	4330	5266	14380
E/DEU	0	0	0	0	0	0	0	0	0	0
E/DNK	0	0	0	0	0	0	0	0	0	0
E/ESP	0	0	0	0	0	0	0	0	0	0
E/FRA-M	0	0	0	0	0	0	0	0	0	0
E/GBR	0	0	0	0	0	0	0	0	0	0
E/IRL	0	0	0	0	0	0	0	0	0	0
E/ITA	0	0	0	0	0	0	0	0	0	0
E/PRT	0	0	0	0	0	0	0	0	0	0
OTHERS	0	0	0	0	0	0	0	0	0	0
TOTAL	15651	27188	33085	17811	7342	6179	6091	4378	5298	14394

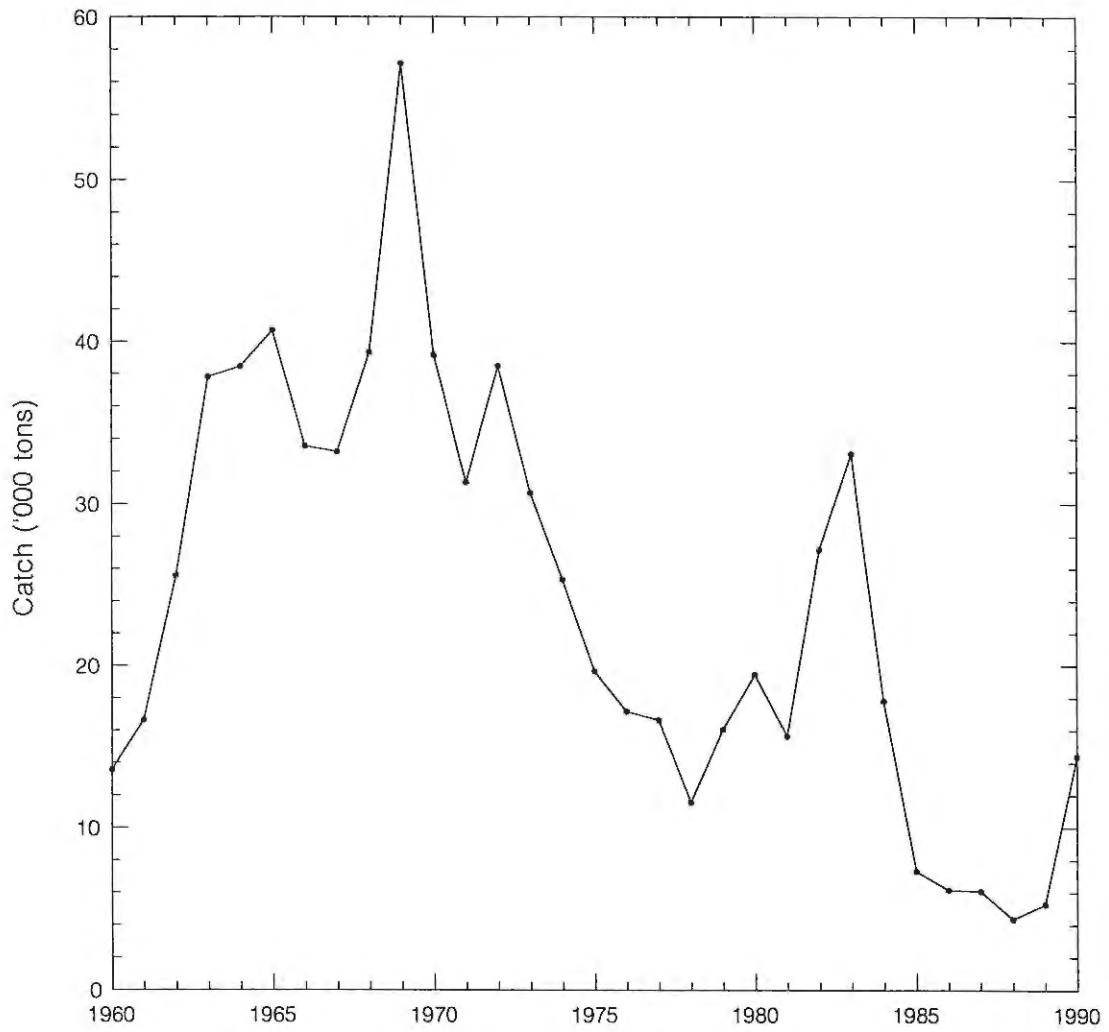


FIG. 45. NOMINAL CATCHES FOR YELLOWTAIL FLOUNDER IN SUBAREAS 5+6.

TABLE 46. NOMINAL CATCHES FOR GREENLAND HALIBUT IN SUBAREAS 0+1.

COUNTRY	1960	1961	1962	1963	1964	1965	1966	1967	1968	1969	1970
BGR	0	0	0	0	0	0	0	0	0	0	0
CAN	0	0	0	0	0	0	0	0	0	0	0
CUB	0	0	0	0	0	0	0	0	0	0	0
DDR	0	0	0	0	0	0	31	235	137	8	0
FRA-SP	0	0	0	0	0	0	0	0	0	0	0
FRO	0	0	0	0	0	18	2	0	0	1	0
GRL	1585	1402	0	2671	2688	3045	2573	1834	1568	1477	1212
ISL	0	0	0	0	0	0	0	0	0	0	0
JPN	0	0	0	0	0	0	0	0	0	0	0
KOR-S	0	0	0	0	0	0	0	0	0	0	0
NOR	0	0	0	0	13	1	2	0	0	19	0
POL	0	0	0	0	0	3	0	0	0	1	0
ROM	0	0	0	0	0	0	0	0	0	0	0
SUN	0	0	0	0	0	2	0	0	1485	936	659
RUS	0	0	0	0	0	0	0	0	0	0	0
EST	0	0	0	0	0	0	0	0	0	0	0
LVA	0	0	0	0	0	0	0	0	0	0	0
LTU	0	0	0	0	0	0	0	0	0	0	0
USA	0	0	0	0	0	0	0	0	0	0	0
E/DEU	0	0	0	252	167	0	88	258	133	68	13
E/DNK	0	0	0	0	0	0	0	0	0	0	0
E/ESP	0	0	0	0	0	0	0	0	0	0	0
E/FRA-M	0	0	0	0	0	0	0	0	0	0	0
E/GBR	0	0	0	0	0	0	0	0	0	0	0
E/IRL	0	0	0	0	0	0	0	0	0	0	0
E/ITA	0	0	0	0	0	0	0	0	0	0	0
E/PRT	0	0	0	0	0	0	0	0	0	0	0
OTHERS	0	0	0	0	0	0	0	0	0	0	0
TOTAL	1585	1402	0	2923	2868	3069	2696	2327	3323	2510	1884

COUNTRY	1971	1972	1973	1974	1975	1976	1977	1978	1979	1980
BGR	0	0	0	0	0	0	0	0	0	0
CAN	0	0	0	0	0	0	0	0	0	136
CUB	0	0	0	0	0	0	0	0	0	0
DDR	112	563	754	601	56	160	575	0	0	0
FRA-SP	0	0	0	0	0	0	0	0	0	0
FRO	38	442	0	0	825	950	1007	552	50	60
GRL	1159	2950	4567	4058	3724	3546	6110	5985	5273	5356
ISL	0	0	0	0	0	0	0	0	0	0
JPN	0	0	0	0	0	0	0	0	0	0
KOR-S	0	0	0	0	0	0	0	0	0	0
NOR	1168	12	35	35	37	7	11	151	0	0
POL	0	135	0	0	0	0	0	0	0	0
ROM	0	0	0	0	0	0	0	0	0	0
SUN	1843	9642	4131	9511	20230	10934	4356	0	987	1546
RUS	0	0	0	0	0	0	0	0	0	0
EST	0	0	0	0	0	0	0	0	0	0
LVA	0	0	0	0	0	0	0	0	0	0
LTU	0	0	0	0	0	0	0	0	0	0
USA	0	0	0	0	0	0	0	0	0	0
E/DEU	16	128	65	2	24	93	590	4965	12878	1174
E/DNK	0	20	5	0	2	3	0	0	0	0
E/ESP	0	0	0	0	0	0	0	0	0	0
E/FRA-M	0	0	0	0	0	0	0	0	0	0
E/GBR	0	5	1	18	9	0	0	0	0	0
E/IRL	0	0	0	0	0	0	0	0	0	0
E/ITA	0	0	0	0	0	0	0	0	0	0
E/PRT	0	0	0	32	41	95	0	0	0	0
OTHERS	0	0	0	0	0	0	0	0	0	0
TOTAL	4336	13897	9558	14257	24948	15788	12649	11653	19188	8272

COUNTRY	1981	1982	1983	1984	1985	1986	1987	1988	1989	1990
BGR	0	0	0	0	0	0	0	0	0	0
CAN	0	0	0	0	0	0	0	2	0	589
CUB	0	0	0	0	0	0	0	0	0	0
DDR	0	0	0	0	335	0	0	0	0	0
FRA-SP	0	0	0	0	0	0	0	0	0	0
FRO	170	337	765	370	525	240	388	963	596	2306
GRL	5755	5397	4136	6509	9127	8333	8385	7003	7492	8352
ISL	0	0	0	0	0	0	0	0	0	0
JPN	0	0	0	26	5	0	907	1581	1300	1101
KOR-S	0	0	0	0	0	0	0	0	0	0
NOR	0	0	0	2	0	0	0	0	282	10031
POL	0	0	0	0	0	0	0	0	0	0
ROM	0	0	0	0	0	0	0	0	0	0
SUN	3626	3538	3772	109	179	32	0	59	29	1528
RUS	0	0	0	0	0	0	0	0	0	0
EST	0	0	0	0	0	0	0	0	0	0
LVA	0	0	0	0	0	0	0	0	0	0
LTU	0	0	0	0	0	0	0	0	0	0
USA	0	0	0	0	0	0	0	0	0	0
E/DEU	10	9	14	15	0	0	0	0	0	0
E/DNK	0	0	0	0	0	0	0	0	0	0
E/ESP	0	0	0	0	0	0	0	0	0	0
E/FRA-M	0	0	0	0	0	0	0	0	0	0
E/GBR	0	0	0	0	0	0	0	0	0	0
E/IRL	0	0	0	0	0	0	0	0	0	0
E/ITA	0	0	0	0	0	0	0	0	0	0
E/PRT	0	0	0	0	0	0	0	0	0	0
OTHERS	0	0	0	0	0	0	0	0	0	0
TOTAL	9561	9281	8687	7031	10171	8605	9680	9608	9699	23907

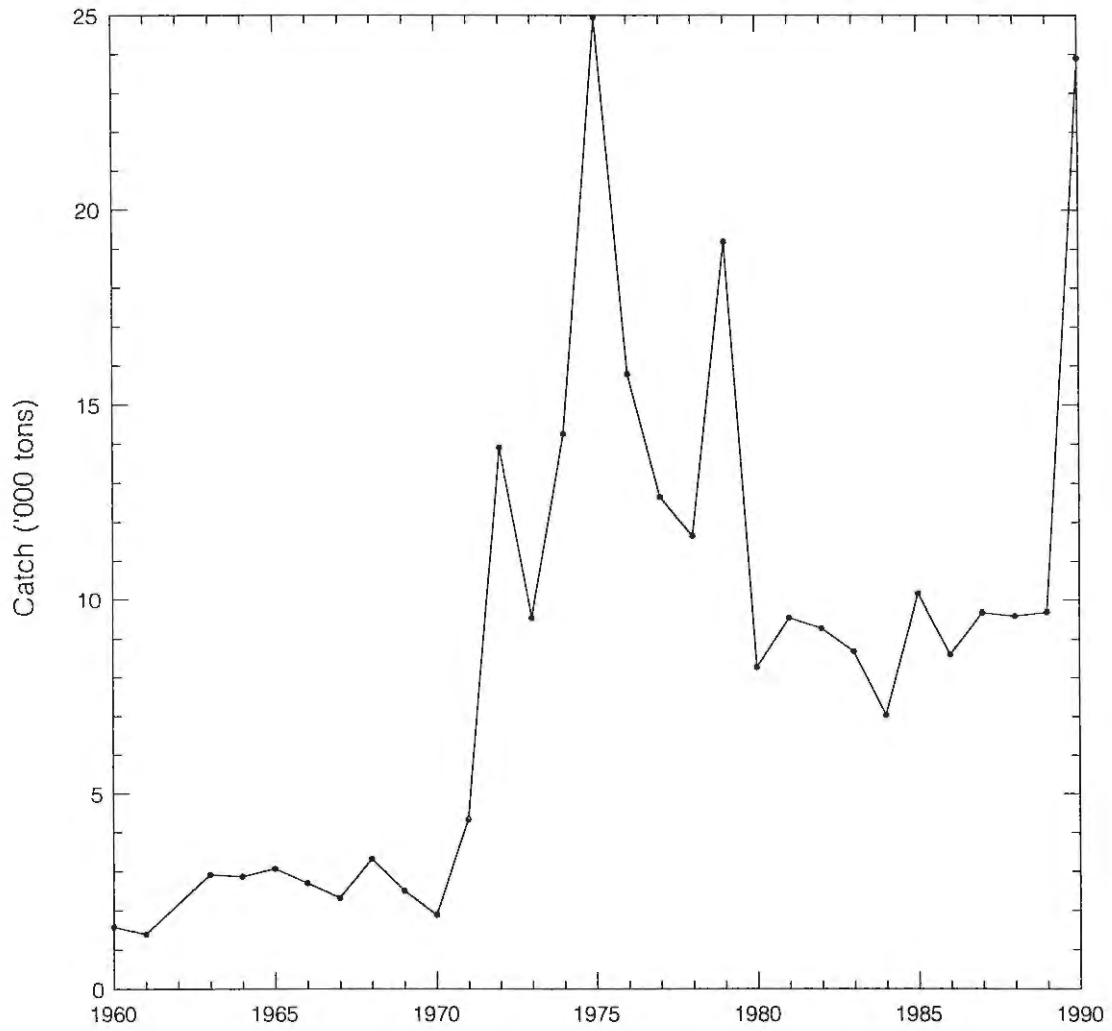


FIG. 46. NOMINAL CATCHES FOR GREENLAND HALIBUT IN SUBAREAS 0+1.

TABLE 47. NOMINAL CATCHES FOR GREENLAND HALIBUT IN SUBAREA 2 + DIV. 3KL.

COUNTRY	1960	1961	1962	1963	1964	1965	1966	1967	1968	1969	1970
BGR	0	0	0	0	0	0	0	0	0	0	0
CAN	660	741	586	776	1757	8082	16209	16604	13322	11553	10706
CUB	0	0	0	0	0	0	0	0	0	0	0
DDR	0	0	0	0	0	0	1324	1415	4122	10014	9158
FRA-SP	0	0	0	0	0	0	0	0	0	0	0
FRO	0	0	0	0	0	0	0	0	0	0	0
GRL	0	0	0	0	0	0	0	0	0	0	0
ISL	0	0	0	0	0	0	0	0	0	1	0
JPN	0	0	0	0	0	0	0	0	0	0	0
KOR-S	0	0	0	0	0	0	0	0	0	0	0
NOR	0	0	0	0	0	1	0	0	0	(36)	(647)
POL	0	0	0	691	1834	939	1114	3296	5806	5406	8266
ROM	0	0	0	0	0	0	0	0	0	40	228
SUN	0	0	0	125	302	479	242	4287	8732	9268	7384
RUS	0	0	0	0	0	0	0	0	0	0	0
EST	0	0	0	0	0	0	0	0	0	0	0
LVA	0	0	0	0	0	0	0	0	0	0	0
LTU	0	0	0	0	0	0	0	0	0	0	0
USA	0	0	0	0	0	0	0	0	0	0	0
E/DEU	278	0	0	10	35	0	355	42	4	202	13
E/DNK	0	0	0	0	0	0	0	0	0	0	0
E/ESP	0	0	0	0	0	0	0	0	0	0	0
E/FRA-M	0	0	0	0	0	0	0	0	0	0	0
E/GBR	0	0	2	0	0	0	0	0	0	0	0
E/IRL	0	0	0	0	0	0	0	0	0	0	0
E/ITA	0	0	0	0	0	0	0	0	0	0	0
E/PRT	0	0	0	0	0	0	0	0	0	0	0
OTHERS	0	0	0	0	0	0	0	0	0	0	0
TOTAL	938	741	588	1602	3928	9501	19244	25644	31986	36520	36402

COUNTRY	1971	1972	1973	1974	1975	1976	1977	1978	1979	1980
BGR	0	0	0	0	0	0	0	0	0	0
CAN	9408	8952	6840	5745	7807	9306	17967	24692	29940	31774
CUB	0	0	0	0	0	0	0	0	0	0
DDR	909	402	1681	2701	2025	1512	1953	1636	178	316
FRA-SP	0	0	0	6	48	32	0	5	1	0
FRO	0	970	950	4	0	1	350	268	0	0
GRL	0	0	65	2	0	0	0	0	0	0
ISL	2	0	0	0	0	0	0	0	0	0
JPN	0	0	0	0	0	0	0	3	0	12
KOR-S	0	0	0	0	0	0	0	0	0	0
NOR	0	1389	501	117	0	6	15	3	8	1
POL	5234	6986	9060	7105	8447	5942	5998	5215	1813	203
ROM	7	120	80	0	0	0	0	3	0	0
SUN	9094	10183	8652	9650	9439	6799	4308	5632	1961	238
RUS	0	0	0	0	0	0	0	0	0	0
EST	0	0	0	0	0	0	0	0	0	0
LVA	0	0	0	0	0	0	0	0	0	0
LTU	0	0	0	0	0	0	0	0	0	0
USA	0	0	0	0	0	0	0	0	0	0
E/DEU	0	86	707	515	622	927	755	1022	15	55
E/DNK	0	0	0	0	0	0	0	0	0	0
E/ESP	0	3	0	0	0	1	0	0	4	0
E/FRA-M	0	0	0	5	0	0	0	0	0	0
E/GBR	0	731	201	1112	62	0	476	53	110	22
E/IRL	0	0	0	0	0	0	0	0	1	0
E/ITA	0	0	0	0	0	0	0	0	0	0
E/PRT	0	0	207	161	231	73	119	0	38	21
OTHERS	0	0	0	0	0	0	0	0	0	0
TOTAL	24654	29822	28944	27123	28681	24599	31941	38532	34069	32642

COUNTRY	1981	1982	1983	1984	1985	1986	1987	1988	1989	1990
BGR	0	0	0	0	0	0	0	0	0	0
CAN	24125	19248	17113	17283	12277	8213	13450	8451	11976	9121
CUB	0	0	0	0	0	0	0	0	0	0
DDR	1350	2487	2587	2498	1850	1868	3268	2246	1727	12
FRA-SP	0	7	0	0	0	0	0	0	0	0
FRO	0	0	9	0	193	451	2877	740	703	508
GRL	0	0	0	0	0	0	0	0	0	0
ISL	0	0	0	0	0	0	0	0	0	0
JPN	60	14	0	1003	258	1277	2128	1506	478	1608
KOR-S	0	0	0	0	0	0	0	0	0	0
NOR	0	0	15	18	1	0	0	0	8	933
POL	1806	1111	5258	943	460	177	1001	904	360	0
ROM	0	0	0	0	0	0	0	0	0	0
SUN	3325	1471	937	440	149	770	6716	1063	1058	1313
RUS	0	0	0	0	0	0	0	0	0	0
EST	0	0	0	0	0	0	0	0	0	0
LVA	0	0	0	0	0	0	0	0	0	0
LTU	0	0	0	0	0	0	0	0	0	0
USA	0	0	0	0	0	0	0	0	0	0
E/DEU	0	57	2	9	482	15	1	43	5	0
E/DNK	0	0	0	0	0	0	0	0	0	0
E/ESP	0	0	0	0	0	0	0	0	0	0
E/FRA-M	0	0	0	0	0	0	107	15	13	492
E/GBR	0	1	0	3	0	0	0	0	596	0
E/IRL	0	0	0	0	0	0	0	0	0	0
E/ITA	0	0	0	0	0	0	0	0	0	0
E/PRT	16	1818	1918	2612	2940	3107	1390	4118	3168	8250
OTHERS	0	0	0	0	0	0	0	0	0	0
TOTAL	30682	26214	27839	24809	18610	15878	30938	19086	20092	22237

For quantities in parentheses, nominal catches were not reported by divisions; these have been allocated on the basis of the catches by other countries which reported by divisions.

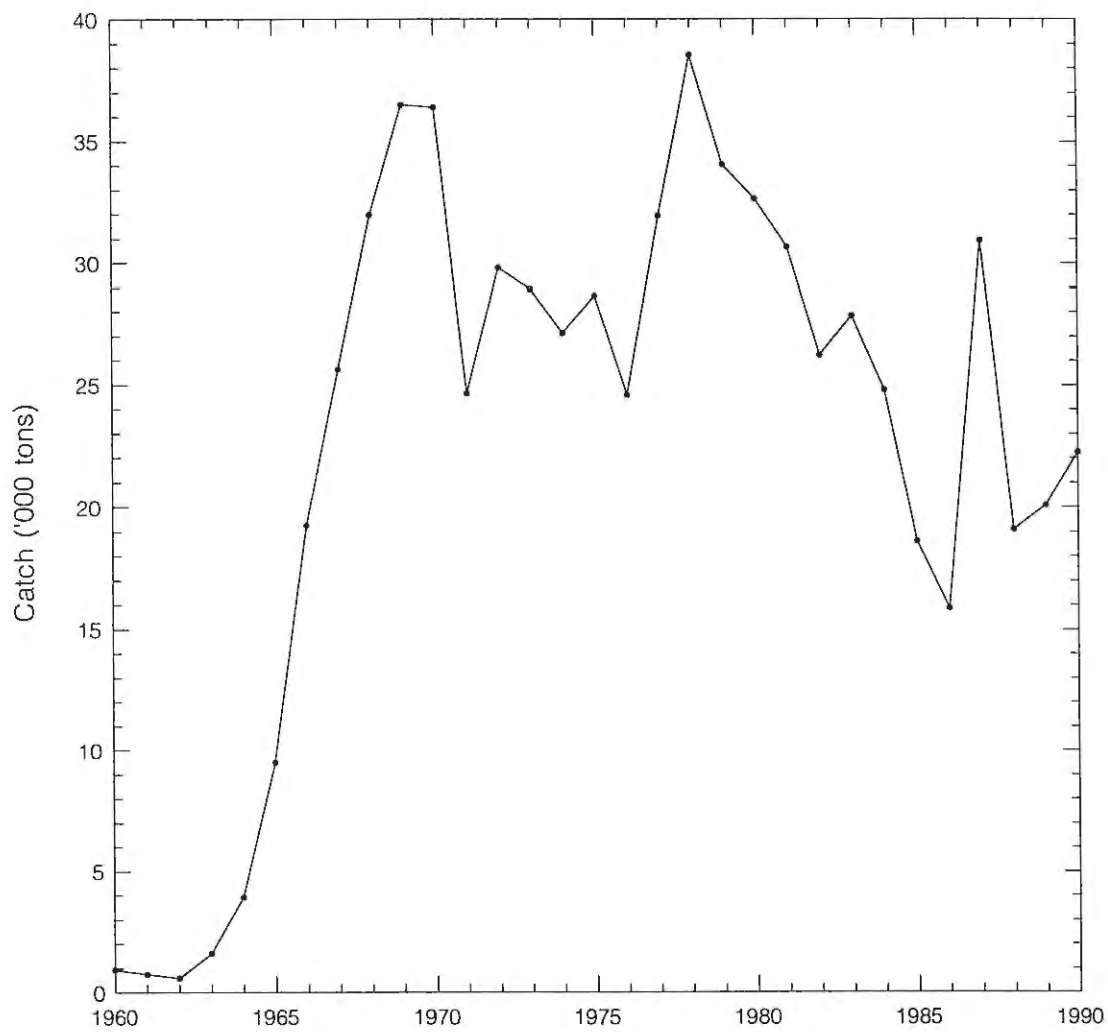


FIG. 47. NOMINAL CATCHES FOR GREENLAND HALIBUT IN SUBAREA 2 + DIV. 3KL.

TABLE 4B. NOMINAL CATCHES FOR FLOUNDERS IN DIV. 4VWX.

COUNTRY	1960	1961	1962	1963	1964	1965	1966	1967	1968	1969	1970
BGR	0	0	0	0	0	0	0	0	0	0	0
CAN	9353	9368	10763	12864	16532	18630	19929	23172	23977	18534	12170
CUB	0	0	0	0	0	0	0	0	0	0	0
DDR	0	0	0	0	0	0	0	0	0	0	0
FRA-SP	0	0	0	0	37	92	9	0	177	100	39
FRO	0	0	0	0	0	0	0	0	0	0	0
GRL	0	0	0	0	0	0	0	0	0	0	0
ISL	0	0	0	0	0	0	0	0	0	0	0
JPN	0	0	0	0	0	0	0	0	0	0	1
KOR-S	0	0	0	0	0	0	0	0	0	0	0
NOR	0	0	0	0	0	0	0	0	0	0	0
POL	0	0	0	0	0	1	0	1	0	25	0
ROM	0	0	0	0	0	0	0	0	0	0	84
SUN	0	0	0	586	113	8227	13476	324	29802	12897	5663
RUS	0	0	0	0	0	0	0	0	0	0	0
EST	0	0	0	0	0	0	0	0	0	0	0
LVA	0	0	0	0	0	0	0	0	0	0	0
LTU	0	0	0	0	0	0	0	0	0	0	0
USA	218	208	305	317	419	294	144	283	119	98	131
E/DEU	0	0	0	0	0	0	0	0	0	0	0
E/DNK	0	0	0	0	0	0	0	0	0	0	0
E/ESP	0	0	0	0	0	0	0	0	0	0	0
E/FRA-M	0	0	0	0	0	0	0	0	0	0	0
E/GBR	0	0	0	0	9	1	11	2	0	0	0
E/IRL	0	0	0	0	0	0	0	0	0	0	0
E/ITA	0	0	0	0	0	0	0	0	0	0	0
E/PRT	0	0	0	0	0	0	0	0	0	0	0
OTHERS	0	0	0	0	0	0	0	0	0	0	0
TOTAL	9571	9576	11068	13767	17110	27245	33569	23782	54075	31654	18088

COUNTRY	1971	1972	1973	1974	1975	1976	1977	1978	1979	1980
BGR	0	0	0	0	21	0	0	0	0	0
CAN	15362	13771	11424	13390	11112	10008	11390	10428	10474	12274
CUB	0	0	0	0	0	0	0	1	0	0
DDR	0	2	0	0	0	0	0	0	0	0
FRA-SP	26	253	136	147	56	96	28	32	6	40
FRO	0	0	0	0	0	0	0	0	0	0
GRL	0	0	0	0	0	0	0	0	0	0
ISL	0	0	0	0	0	0	0	0	0	0
JPN	0	15	9	206	0	0	0	9	0	1
KOR-S	0	0	0	0	0	0	0	0	0	0
NOR	0	0	0	0	0	0	0	0	0	0
POL	0	3	0	0	0	0	0	0	0	0
ROM	0	0	0	0	0	0	0	0	0	0
SUN	18406	9262	16250	11305	10862	7620	152	166	16	29
RUS	0	0	0	0	0	0	0	0	0	0
EST	0	0	0	0	0	0	0	0	0	0
LVA	0	0	0	0	0	0	0	0	0	0
LTU	0	0	0	0	0	0	0	0	0	0
USA	146	180	54	71	137	69	61	39	19	30
E/DEU	0	0	0	0	0	0	0	0	0	0
E/DNK	0	0	0	0	0	0	0	0	0	0
E/ESP	0	0	0	0	29	0	0	0	0	0
E/FRA-M	0	0	0	0	2	0	0	0	0	9
E/GBR	0	3	0	7	0	0	0	0	0	0
E/IRL	0	0	0	0	2	0	0	0	0	0
E/ITA	0	0	0	0	0	0	0	0	0	0
E/PRT	0	0	41	0	18	0	0	0	0	1
OTHERS	0	0	0	0	0	0	0	0	0	0
TOTAL	33940	23489	27914	25126	22239	17793	11631	10675	10515	12384

COUNTRY	1981	1982	1983	1984	1985	1986	1987	1988	1989	1990
BGR	0	0	0	0	0	0	0	0	0	0
CAN	11154	9652	9858	10125	7512	7308	9152	7313	7632	7268
CUB	0	4	7	12	40	23	13	11	4	21
DDR	0	0	0	0	0	0	0	0	0	0
FRA-SP	60	6	2	0	7	0	0	0	3	0
FRO	0	0	0	0	0	0	0	0	0	0
GRL	0	0	0	0	0	0	0	0	0	0
ISL	0	0	0	0	0	0	0	0	0	0
JPN	0	0	0	9	4	0	1	0	0	0
KOR-S	0	0	0	0	0	0	0	0	0	0
NOR	0	0	0	0	0	0	0	0	0	0
POL	0	0	0	0	0	0	0	0	0	0
ROM	0	0	0	0	0	0	0	0	0	0
SUN	68	8	44	93	57	60	55	128	4	45
RUS	0	0	0	0	0	0	0	0	0	0
EST	0	0	0	0	0	0	0	0	0	0
LVA	0	0	0	0	0	0	0	0	0	0
LTU	0	0	0	0	0	0	0	0	0	0
USA	120	123	282	284	108	110	31	16	4	14
E/DEU	0	0	0	0	0	0	0	0	0	0
E/DNK	0	0	0	0	0	0	0	0	0	0
E/ESP	0	0	0	0	0	0	0	0	0	0
E/FRA-M	0	0	0	0	0	0	0	0	0	0
E/GBR	0	0	0	0	0	0	0	0	0	0
E/IRL	0	0	0	0	0	0	0	0	0	0
E/ITA	0	0	0	0	0	0	0	0	0	0
E/PRT	0	0	0	0	0	0	0	0	0	0
OTHERS	0	0	0	0	0	0	0	0	0	0
TOTAL	11402	9793	10193	10523	7728	7501	9252	7468	7647	7348

FLOUNDERS = American plaice, witch flounder and yellowtail flounder.

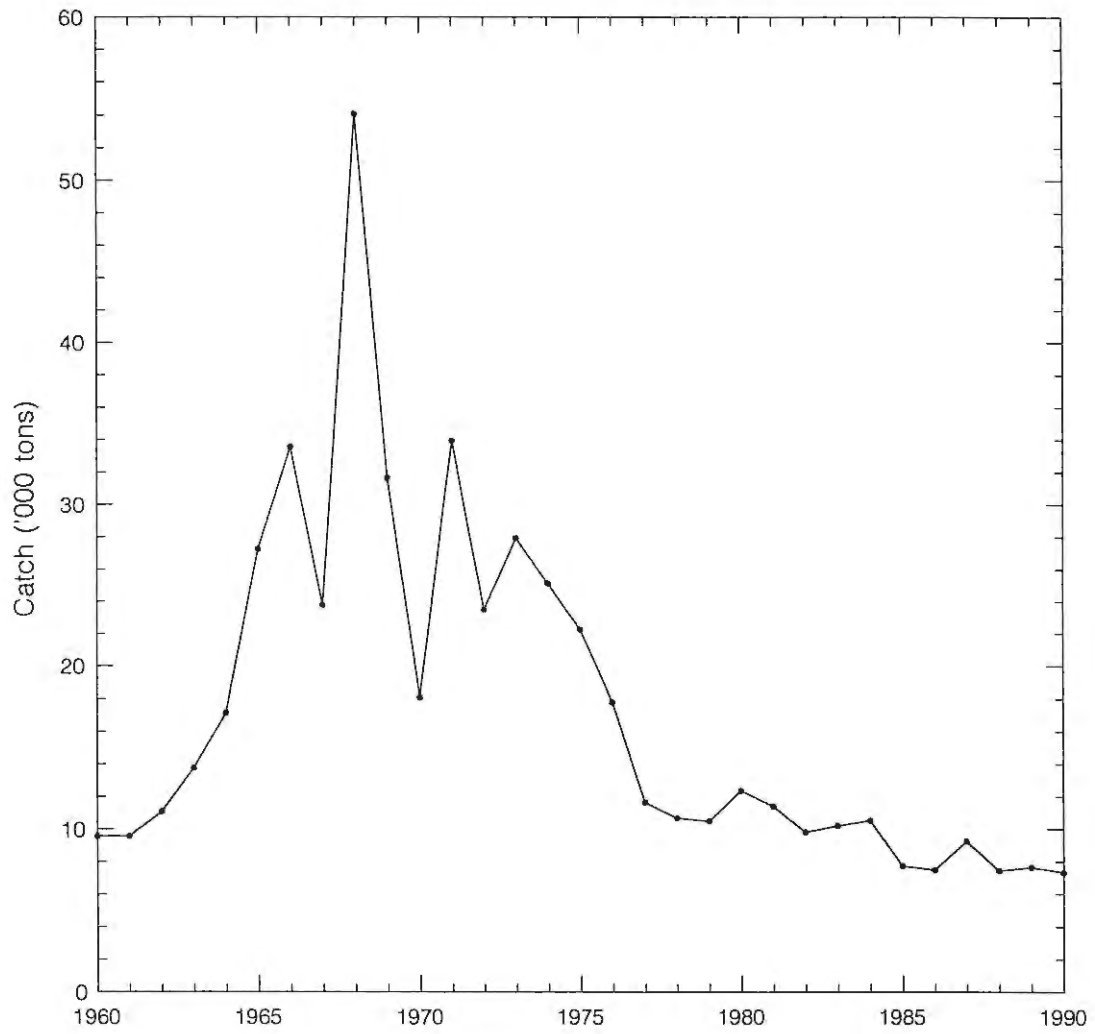


FIG. 48. NOMINAL CATCHES FOR FLOUNDERS IN DIV. 4VWX.

TABLE 49. NOMINAL CATCHES FOR FLOUNDERS IN SUBAREAS 5+6.

COUNTRY	1960	1961	1962	1963	1964	1965	1966	1967	1968	1969	1970
BGR	0	0	0	0	0	0	0	0	0	0	0
CAN	1	7	109	362	494	557	586	747	486	369	242
CUB	0	0	0	0	0	0	0	0	10	52	0
DDR	0	0	0	0	0	0	0	9	15	0	30
FRA-SP	0	0	0	0	0	0	0	0	2	0	0
FRQ	0	0	0	0	0	0	0	0	0	0	0
GRL	0	0	0	0	0	0	0	0	0	0	0
ISL	0	0	0	0	0	0	0	0	0	0	0
JPN	0	0	0	1	0	0	0	23	43	394	300
KOR-S	0	0	0	0	0	0	0	0	0	0	0
NOR	0	0	0	0	0	0	0	0	0	0	0
POL	0	0	0	0	0	2	2	12	2	18	9
ROM	0	0	0	0	0	3	0	0	0	8	680
SUN	0	0	154	165	1	961	872	1703	1713	8869	1561
RUS	0	0	0	0	0	0	0	0	0	0	0
EST	0	0	0	0	0	0	0	0	0	0	0
LVA	0	0	0	0	0	0	0	0	0	0	0
LTU	0	0	0	0	0	0	0	0	0	0	0
USA	13570	12575	12764	17866	25557	23816	28448	25607	20252	20734	22139
E/DEU	0	0	0	0	0	0	0	0	0	1	0
E/DNK	0	0	0	0	0	0	0	0	0	0	0
E/ESP	0	0	0	0	0	0	0	0	0	0	0
E/FRA-M	0	0	0	0	0	0	0	0	0	0	0
E/GBR	0	0	0	0	11	0	1	0	0	0	0
E/IRL	0	0	0	0	0	0	0	0	0	0	0
E/ITA	0	0	0	0	0	0	0	0	0	0	0
E/PRT	0	0	0	0	0	0	0	0	0	0	0
OTHERS	0	0	0	0	0	0	0	0	0	0	0
TOTAL	13571	12582	13027	18394	26063	25339	29909	28101	22523	30445	24961

COUNTRY	1971	1972	1973	1974	1975	1976	1977	1978	1979	1980
BGR	0	8	0	0	0	0	2	0	0	0
CAN	181	82	100	85	89	82	109	301	103	248
CUB	0	118	0	0	161	73	1	0	0	1
DDR	0	0	0	0	14	0	0	0	0	0
FRA-SP	0	0	0	0	0	0	0	0	0	0
FRQ	0	0	0	0	0	0	0	0	0	0
GRL	0	0	0	0	0	0	0	0	0	0
ISL	0	0	0	0	0	0	0	0	0	0
JPN	34	13	65	73	0	1	13	7	18	179
KOR-S	0	0	0	0	0	0	0	0	0	0
NOR	0	0	0	0	0	0	0	0	0	0
POL	2	2	0	0	0	0	0	0	0	0
ROM	523	0	0	0	0	0	0	0	0	0
SUN	6141	5931	2616	530	947	6	531	9	67	0
RUS	0	0	0	0	0	0	0	0	0	0
EST	0	0	0	0	0	0	0	0	0	0
LVA	0	0	0	0	0	0	0	0	0	0
LTU	0	0	0	0	0	0	0	0	0	0
USA	20709	17373	18944	20513	25392	27438	33334	38632	42878	46997
E/DEU	0	0	1	0	0	0	0	0	0	0
E/DNK	0	0	0	0	0	0	0	0	0	0
E/ESP	0	0	0	37	16	4	17	10	15	3
E/FRA-M	0	0	0	0	0	0	0	0	0	0
E/GBR	0	0	0	2	0	0	0	0	0	0
E/IRL	0	0	0	0	26	15	0	0	0	0
E/ITA	0	0	0	0	0	0	53	9	0	0
E/PRT	0	0	0	0	0	0	0	0	0	0
OTHERS	0	0	0	0	0	0	0	0	0	0
TOTAL	27590	23527	21726	21240	26645	27619	34060	38968	43081	47428

COUNTRY	1981	1982	1983	1984	1985	1986	1987	1988	1989	1990
BGR	0	0	0	0	0	0	0	0	0	0
CAN	194	275	501	209	491	466	231	490	178	368
CUB	0	0	0	0	0	0	0	0	0	0
DDR	0	0	0	0	0	0	0	0	0	0
FRA-SP	0	0	0	0	0	0	0	0	0	0
FRQ	0	0	0	0	0	0	0	0	0	0
GRL	0	0	0	0	0	0	0	0	0	0
ISL	0	0	0	0	0	0	0	0	0	0
JPN	96	32	5	6	25	6	0	0	0	0
KOR-S	0	0	0	0	0	0	0	0	0	0
NOR	0	0	0	0	0	0	0	0	0	0
POL	0	0	0	0	0	0	0	0	0	0
ROM	0	0	0	0	0	0	0	0	0	0
SUN	0	0	0	0	0	0	0	0	0	0
RUS	0	0	0	0	0	0	0	0	0	0
EST	0	0	0	0	0	0	0	0	0	0
LVA	0	0	0	0	0	0	0	0	0	0
LTU	0	0	0	0	0	0	0	0	0	0
USA	43590	46814	47693	47608	39234	29100	30220	32269	22009	16976
E/DEU	0	0	0	0	0	0	0	0	0	0
E/DNK	0	0	0	0	0	0	0	0	0	0
E/ESP	17	15	0	147	0	32	0	0	0	0
E/FRA-M	0	0	0	0	0	0	0	0	0	0
E/GBR	0	0	0	0	0	0	0	0	0	0
E/IRL	0	0	0	0	0	0	0	0	0	0
E/ITA	0	0	0	0	0	0	0	0	0	0
E/PRT	0	0	0	0	0	0	0	0	0	0
OTHERS	0	0	0	0	0	0	0	0	0	0
TOTAL	43897	47136	48199	47970	39750	29604	30451	32759	22187	17344

FLOUNDERS = All flounders except yellowtail (i.e. American plaice, witch flounder, winter flounder, summer flounder, Atlantic halibut, Greenland halibut, windowpane flounder and flounders (NS) are included).

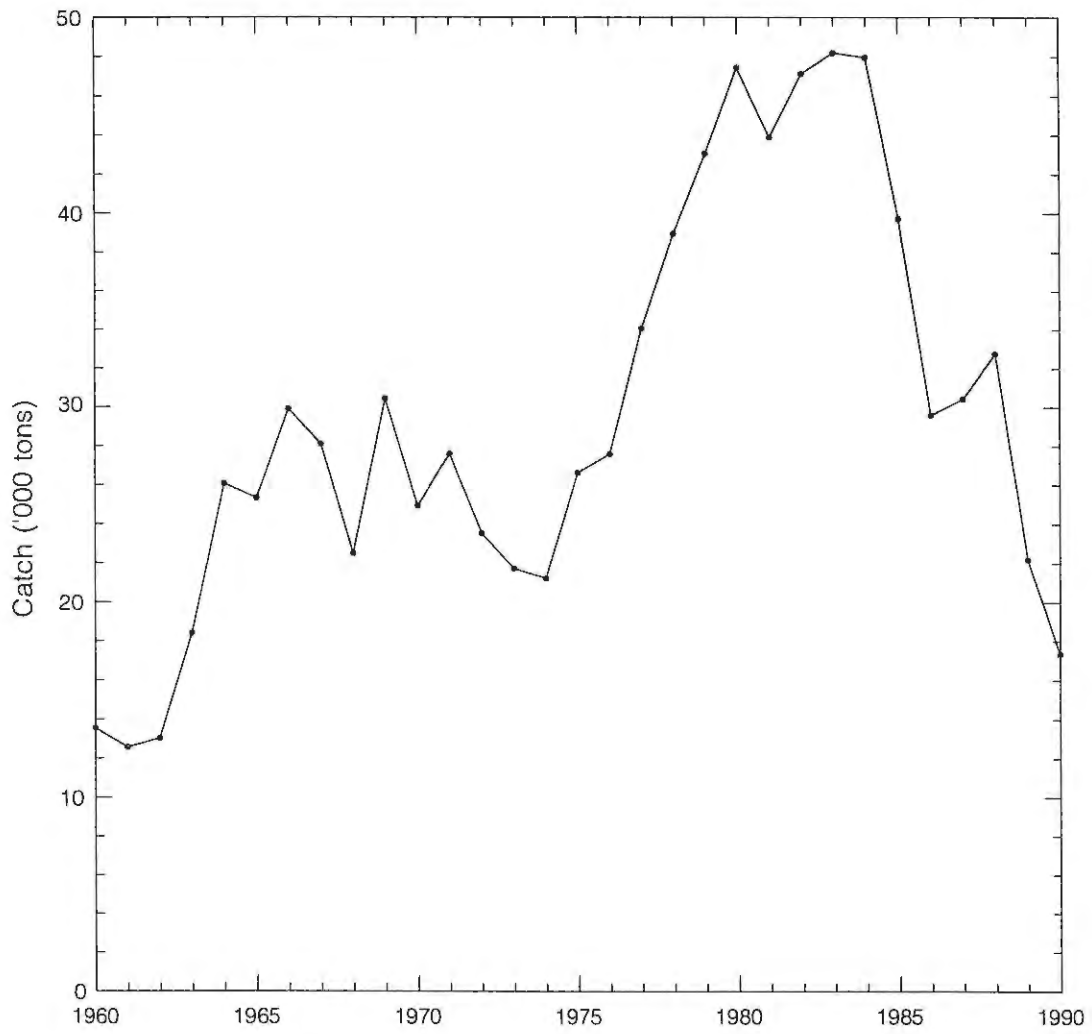


FIG. 49. NOMINAL CATCHES FOR FLOUNDERS IN SUBAREAS 5+6.

TABLE 50. NOMINAL CATCHES FOR ROUNDNOSE GRENADIER IN SUBAREAS 0+1.

COUNTRY	1960	1961	1962	1963	1964	1965	1966	1967	1968	1969	1970
BGR	0	0	0	0	0	0	0	0	0	0	0
CAN	0	0	0	0	0	0	0	0	0	0	0
CUB	0	0	0	0	0	0	0	0	0	0	0
DDR	0	0	0	0	0	0	0	6	168	0	0
FRA-SP	0	0	0	0	0	0	0	0	0	0	0
FRO	0	0	0	0	0	0	0	0	0	0	0
GRL	0	0	0	0	0	0	0	0	0	0	0
ISL	0	0	0	0	0	0	0	0	0	0	0
JPN	0	0	0	0	0	0	0	0	0	0	0
KOR-S	0	0	0	0	0	0	0	0	0	0	0
NOR	0	0	0	0	0	0	0	0	0	0	0
POL	0	0	0	0	0	0	0	0	0	0	0
ROM	0	0	0	0	0	0	0	0	0	0	0
SUN	0	0	0	0	0	0	0	0	6023	2710	6525
RUS	0	0	0	0	0	0	0	0	0	0	0
EST	0	0	0	0	0	0	0	0	0	0	0
LVA	0	0	0	0	0	0	0	0	0	0	0
LTU	0	0	0	0	0	0	0	0	0	0	0
USA	0	0	0	0	0	0	0	0	0	0	0
E/DEU	0	0	0	0	0	0	0	0	0	0	0
E/DNK	0	0	0	0	0	0	0	0	0	0	0
E/ESP	0	0	0	0	0	0	0	0	0	0	0
E/FRA-M	0	0	0	0	0	0	0	0	0	0	0
E/GBR	0	0	0	0	0	0	0	0	0	0	0
E/IRL	0	0	0	0	0	0	0	0	0	0	0
E/ITA	0	0	0	0	0	0	0	0	0	0	0
E/PRT	0	0	0	0	0	0	0	0	0	0	0
OTHERS	0	0	0	0	0	0	0	0	0	0	0
TOTAL	0	0	0	0	0	0	0	6	6191	2710	6525

COUNTRY	1971	1972	1973	1974	1975	1976	1977	1978	1979	1980
BGR	0	0	0	0	0	0	0	0	0	0
CAN	0	0	0	0	0	0	0	0	0	0
CUB	0	0	0	0	0	0	0	0	0	0
DDR	14	206	1835	2804	186	181	61	0	0	0
FRA-SP	0	0	0	0	0	0	0	0	0	0
FRO	0	0	0	0	0	0	0	0	0	0
GRL	0	0	11	5	6	1	10	32	21	0
ISL	0	0	0	0	0	0	0	0	0	0
JPN	0	0	0	0	0	0	0	0	0	0
KOR-S	0	0	0	0	0	0	0	0	0	0
NOR	0	0	0	0	0	0	0	0	0	0
POL	0	147	0	0	0	0	0	0	0	0
ROM	0	0	0	0	0	0	0	0	0	0
SUN	8290	7741	3038	9509	4728	8174	2345	0	106	32
RUS	0	0	0	0	0	0	0	0	0	0
EST	0	0	0	0	0	0	0	0	0	0
LVA	0	0	0	0	0	0	0	0	0	0
LTU	0	0	0	0	0	0	0	0	0	0
USA	0	0	0	0	0	0	0	0	0	0
E/DEU	0	0	0	0	33	147	519	5807	6794	1721
E/DNK	0	0	0	0	0	0	0	0	0	0
E/ESP	0	0	0	0	0	0	0	0	0	0
E/FRA-M	0	0	0	0	0	0	0	0	0	0
E/GBR	0	0	0	0	0	0	0	0	0	0
E/IRL	0	0	0	0	0	0	0	0	0	0
E/ITA	0	0	0	0	0	0	0	0	0	0
E/PRT	0	0	0	0	0	0	0	0	0	0
OTHERS	0	0	0	0	0	0	0	0	0	0
TOTAL	8304	8094	4884	12318	4953	8503	2935	5839	6921	1753

COUNTRY	1981	1982	1983	1984	1985	1986	1987	1988	1989	1990
BGR	0	0	0	0	0	0	0	0	0	0
CAN	0	0	0	0	0	0	0	0	0	0
CUB	0	0	0	0	0	0	0	0	0	0
DDR	0	0	0	0	14	0	0	0	0	0
FRA-SP	0	0	0	0	0	0	0	0	0	0
FRO	0	0	0	0	0	0	0	0	0	8
GRL	39	37	22	25	36	81	58	138	8	52
ISL	0	0	0	0	0	0	0	0	0	0
JPN	0	0	0	0	3	4	319	260	46	126
KOR-S	0	0	0	0	0	0	0	0	0	0
NOR	0	0	0	0	0	0	0	0	27	0
POL	0	0	0	0	0	0	0	0	0	0
ROM	0	0	0	0	0	0	0	0	0	0
SUN	87	43	46	25	2	1	0	120	1	101
RUS	0	0	0	0	0	0	0	0	0	0
EST	0	0	0	0	0	0	0	0	0	0
LVA	0	0	0	0	0	0	0	0	0	0
LTU	0	0	0	0	0	0	0	0	0	0
USA	0	0	0	0	0	0	0	0	0	0
E/DEU	353	11	0	0	0	0	0	0	0	0
E/DNK	0	0	0	0	0	0	0	0	0	0
E/ESP	0	0	0	0	0	0	0	0	0	0
E/FRA-M	0	0	0	0	0	0	0	0	0	0
E/GBR	0	0	0	0	0	0	0	0	0	0
E/IRL	0	0	0	0	0	0	0	0	0	0
E/ITA	0	0	0	0	0	0	0	0	0	0
E/PRT	0	0	0	0	0	0	0	0	0	0
OTHERS	0	0	0	0	0	0	0	0	0	0
TOTAL	479	91	68	50	55	86	377	518	82	287

No catches reported as roundnose grenadier prior to 1967.

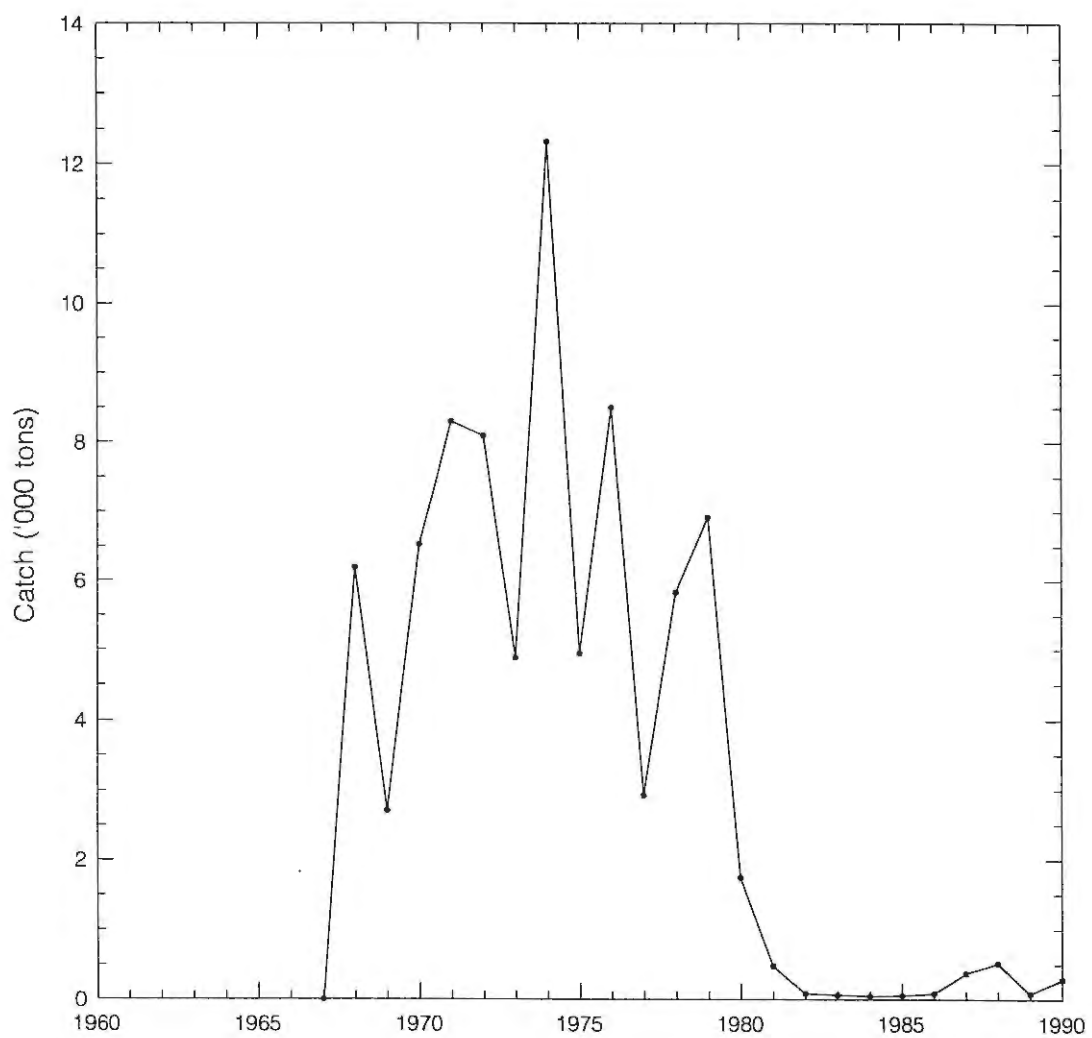


FIG. 50. NOMINAL CATCHES FOR ROUNDNOSE GRENADIER IN SUBAREAS 0+1.

TABLE 51. NOMINAL CATCHES FOR ROUNDNOSE GRENADEIR IN SUBAREAS 2+3.

COUNTRY	1960	1961	1962	1963	1964	1965	1966	1967	1968	1969	1970
BGR	0	0	0	0	0	0	0	0	0	0	0
CAN	0	0	0	0	0	0	0	0	0	0	0
CUB	0	0	0	0	0	0	0	0	0	0	0
DDR	0	0	0	0	0	0	0	1402	4567	446	1564
FRA-SP	0	0	0	0	0	0	0	0	0	0	0
FRO	0	0	0	0	0	0	0	0	0	0	0
GRL	0	0	0	0	0	0	0	0	0	0	0
ISL	0	0	0	0	0	0	0	0	0	0	0
JPN	0	0	0	0	0	0	0	0	0	0	0
KOR-S	0	0	0	0	0	0	0	0	0	0	0
NOR	0	0	0	0	0	0	0	0	0	0	0
POL	0	0	0	0	0	0	0	0	0	0	0
ROM	0	0	0	0	0	0	0	0	0	0	0
SUN	0	0	0	0	0	0	0	15902	26696	12333	22864
RUS	0	0	0	0	0	0	0	0	0	0	0
EST	0	0	0	0	0	0	0	0	0	0	0
LVA	0	0	0	0	0	0	0	0	0	0	0
LTU	0	0	0	0	0	0	0	0	0	0	0
USA	0	0	0	0	0	0	0	0	0	0	0
E/DEU	0	0	0	0	0	0	0	0	0	0	0
E/DNK	0	0	0	0	0	0	0	0	0	0	0
E/ESP	0	0	0	0	0	0	0	0	0	0	0
E/FRA-M	0	0	0	0	0	0	0	0	0	0	0
E/GBR	0	0	0	0	0	0	0	0	0	0	0
E/IRL	0	0	0	0	0	0	0	0	0	0	0
E/ITA	0	0	0	0	0	0	0	0	0	0	0
E/PRT	0	0	0	0	0	0	0	0	0	0	0
OTHERS	0	0	0	0	0	0	0	0	0	0	0
TOTAL	0	0	0	0	0	0	0	17304	31263	12779	24428

COUNTRY	1971	1972	1973	1974	1975	1976	1977	1978	1979	1980
BGR	0	0	0	0	0	0	0	0	0	0
CAN	0	0	0	0	0	16	15	9	4	0
CUB	0	0	0	0	0	0	0	0	0	0
DDR	1171	239	684	1766	2705	497	613	1801	480	898
FRA-SP	0	0	0	0	0	0	0	0	0	0
FRO	0	0	0	0	0	0	0	0	0	0
GRL	0	0	0	0	0	0	0	0	0	0
ISL	0	0	0	0	0	0	0	0	0	0
JPN	0	0	0	0	0	0	0	0	0	0
KOR-S	0	0	0	0	0	0	0	0	0	0
NOR	0	0	0	0	0	0	0	0	0	0
POL	105	123	294	181	1499	101	0	51	96	36
ROM	0	0	0	0	0	0	7	108	0	0
SUN	74169	24024	16586	26270	23221	19978	14577	17760	7201	1087
RUS	0	0	0	0	0	0	0	0	0	0
EST	0	0	0	0	0	0	0	0	0	0
LVA	0	0	0	0	0	0	0	0	0	0
LTU	0	0	0	0	0	0	0	0	0	0
USA	0	0	0	0	0	0	0	0	0	0
E/DEU	0	0	0	199	0	1	174	973	0	32
E/DNK	0	0	0	0	0	0	0	0	0	0
E/ESP	0	0	0	0	0	0	0	0	0	0
E/FRA-M	0	0	0	0	0	0	0	0	0	0
E/GBR	0	0	0	0	0	0	0	0	0	0
E/IRL	0	0	0	0	0	0	0	0	0	0
E/ITA	0	0	0	0	0	0	0	0	0	0
E/PRT	0	0	0	0	0	0	0	0	0	0
OTHERS	0	0	0	0	0	0	0	0	0	0
TOTAL	75445	24386	17564	28416	27425	20593	15386	20702	7781	2053

COUNTRY	1981	1982	1983	1984	1985	1986	1987	1988	1989	1990
BGR	0	0	0	0	0	0	0	0	0	0
CAN	0	0	0	0	0	9	10	2	20	155
CUB	0	0	0	0	0	0	4	0	0	0
DDR	1407	1640	2586	3650	3740	4571	4469	3380	2352	1
FRA-SP	0	0	0	0	0	0	0	0	0	0
FRO	0	0	0	0	0	0	0	0	0	0
GRL	0	0	0	0	0	0	0	0	0	0
ISL	0	0	0	0	0	0	0	0	0	0
JPN	0	0	0	2	0	13	79	85	46	125
KOR-S	0	0	0	0	0	0	0	0	0	0
NOR	0	0	0	0	0	0	0	0	1	0
POL	18	15	50	51	12	17	1	17	17	0
ROM	0	0	0	0	0	0	0	0	0	0
SUN	5660	2689	933	147	1018	2801	2725	1890	2230	538
RUS	0	0	0	0	0	0	0	0	0	0
EST	0	0	0	0	0	0	0	0	0	0
LVA	0	0	0	0	0	0	0	0	0	0
LTU	0	0	0	0	0	0	0	0	0	0
USA	0	0	0	0	0	0	0	0	0	0
E/DEU	0	0	0	23	178	13	0	8	0	0
E/DNK	0	0	0	0	0	0	0	0	0	0
E/ESP	0	0	0	0	0	0	0	0	0	0
E/FRA-M	0	0	0	0	0	0	0	0	0	0
E/GBR	0	0	0	0	0	0	0	0	0	0
E/IRL	0	0	0	0	0	0	0	0	0	0
E/ITA	0	0	0	0	0	0	0	0	0	0
E/PRT	0	0	0	0	0	3	1001	911	290	3211
OTHERS	0	0	0	0	0	0	0	0	0	0
TOTAL	7085	4344	3569	3873	4948	7427	8298	6293	4956	4030

No catches reported as roundnose grenadier prior to 1967.

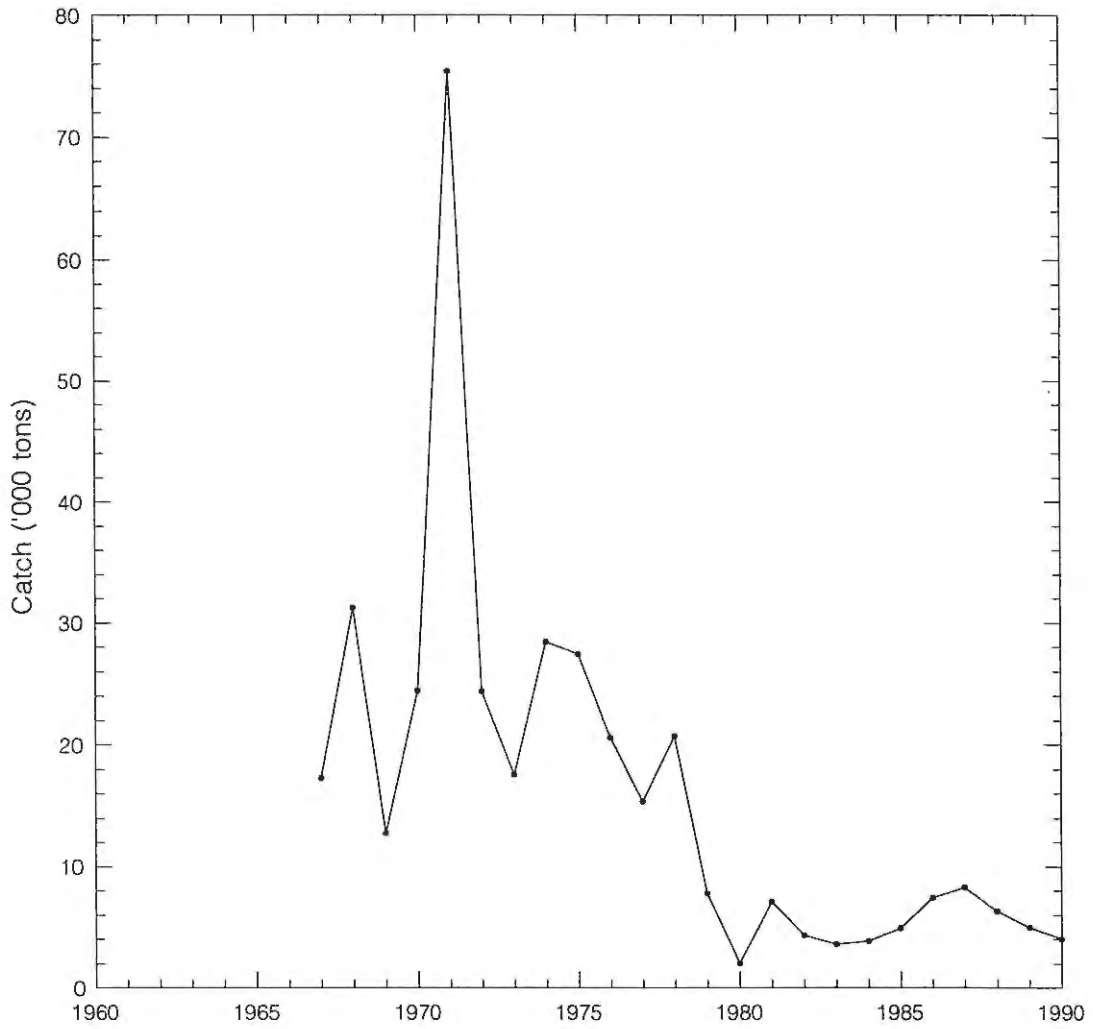


FIG. 51. NOMINAL CATCHES FOR ROUNDNOSE GRENADIER IN SUBAREAS 2+3.

TABLE 52. NOMINAL CATCHES FOR WOLFFISHES IN SUBAREA 1.

COUNTRY	1960	1961	1962	1963	1964	1965	1966	1967	1968	1969	1970
BGR	0	0	0	0	0	0	0	0	0	0	0
CAN	0	0	0	0	0	0	0	0	0	0	0
CUB	0	0	0	0	0	0	0	0	0	0	0
DDR	0	0	0	0	0	0	339	88	-97	13	324
FRA-SP	0	0	0	0	0	0	0	0	0	0	0
FRO	0	39	0	5	0	0	0	0	0	0	0
GRL	2822	2302	1712	2426	2085	3274	2478	2700	3812	3356	2702
ISL	116	247	166	107	71	80	96	0	0	0	0
JPN	0	0	0	0	0	0	0	0	0	0	0
KOR-S	0	0	0	0	0	0	0	0	0	0	0
NOR	0	0	0	0	25	29	40	10	120	204	0
POL	0	0	0	0	0	0	0	0	0	0	0
ROM	0	0	0	0	0	0	0	0	0	0	0
SUN	0	0	0	0	0	0	0	0	3	0	0
RUS	0	0	0	0	0	0	0	0	0	0	0
EST	0	0	0	0	0	0	0	0	0	0	0
LVA	0	0	0	0	0	0	0	0	0	0	0
LTU	0	0	0	0	0	0	0	0	0	0	0
USA	0	0	0	0	0	7	0	0	0	0	0
E/DEU	813	2616	2545	2806	1588	1854	1541	1777	582	199	208
E/DNK	0	0	0	0	0	0	0	0	0	0	0
E/ESP	0	0	0	0	0	0	0	0	0	0	0
E/FRA-M	0	0	0	0	0	0	0	0	0	0	0
E/GBR	652	419	520	774	1109	535	897	558	65	0	83
E/IRL	0	0	0	0	0	0	0	0	0	0	0
E/ITA	0	0	0	0	0	0	0	0	0	0	0
E/PRT	0	0	0	0	0	0	0	0	0	0	0
OTHERS	0	0	0	0	0	0	0	0	0	0	0
TOTAL	4403	5623	4943	6118	4878	5779	5391	5133	4679	3772	3317

COUNTRY	1971	1972	1973	1974	1975	1976	1977	1978	1979	1980
BGR	0	0	0	0	0	0	0	0	0	0
CAN	0	0	0	0	0	0	0	0	0	0
CUB	0	0	0	0	0	0	0	0	0	0
DDR	0	0	0	0	0	0	0	0	0	0
FRA-SP	0	0	0	0	0	0	0	0	0	0
FRO	152	57	13	0	0	0	0	0	0	0
GRL	2613	3464	4186	5747	5687	4923	2988	2152	1731	4018
ISL	0	0	0	0	0	0	0	0	0	0
JPN	0	0	0	0	0	0	0	0	0	0
KOR-S	0	0	0	0	0	0	0	0	0	0
NOR	36	0	108	214	177	183	50	16	0	0
POL	0	0	0	0	0	0	0	0	0	0
ROM	0	0	0	0	0	0	0	0	0	0
SUN	0	0	89	80	102	321	56	0	0	0
RUS	0	0	0	0	0	0	0	0	0	0
EST	0	0	0	0	0	0	0	0	0	0
LVA	0	0	0	0	0	0	0	0	0	0
LTU	0	0	0	0	0	0	0	0	0	0
USA	0	0	0	0	0	0	0	0	0	0
E/DEU	132	555	489	136	400	659	3165	4044	14924	1394
E/DNK	0	0	0	0	0	0	0	0	0	0
E/ESP	0	0	0	0	0	0	0	0	0	0
E/FRA-M	0	0	0	0	0	0	0	0	0	0
E/GBR	99	71	16	117	12	19	0	0	0	0
E/IRL	0	0	0	0	0	0	0	0	0	0
E/ITA	0	0	0	0	0	0	0	0	0	0
E/PRT	0	0	0	0	0	0	0	0	0	0
OTHERS	0	0	0	0	0	0	0	0	0	0
TOTAL	3032	4147	4901	6294	6378	6105	6259	6212	16655	5412

COUNTRY	1981	1982	1983	1984	1985	1986	1987	1988	1989	1990
BGR	0	0	0	0	0	0	0	0	0	0
CAN	0	0	0	0	0	0	0	0	0	0
CUB	0	0	0	0	0	0	0	0	0	0
DDR	0	0	0	0	0	0	0	0	0	0
FRA-SP	0	0	0	0	0	0	0	0	0	0
FRO	0	0	0	0	0	0	0	0	0	1
GRL	3312	2783	2314	1598	1774	1668	1438	1893	1001	709
ISL	0	0	0	0	0	0	0	0	0	0
JPN	0	0	0	9	0	0	0	0	0	0
KOR-S	0	0	0	0	0	0	0	0	0	0
NOR	0	0	0	0	0	0	0	0	0	0
POL	0	0	0	0	0	0	0	0	0	0
ROM	0	0	0	0	0	0	0	0	0	0
SUN	0	0	0	0	0	0	0	0	0	0
RUS	0	0	0	0	0	0	0	0	0	0
EST	0	0	0	0	0	0	0	0	0	0
LVA	0	0	0	0	0	0	0	0	0	0
LTU	0	0	0	0	0	0	0	0	0	0
USA	0	0	0	0	0	0	0	0	0	0
E/DEU	405	1146	955	283	30	29	29	84	80	45
E/DNK	0	0	0	0	0	0	0	0	0	0
E/ESP	0	0	0	0	0	0	0	0	0	0
E/FRA-M	0	0	0	0	0	0	0	0	0	0
E/GBR	0	0	0	0	0	0	0	0	2	0
E/IRL	0	0	0	0	0	0	0	0	0	0
E/ITA	0	0	0	0	0	0	0	0	0	0
E/PRT	0	0	0	0	0	0	0	0	0	0
OTHERS	0	0	0	0	0	0	0	0	0	0
TOTAL	3717	3929	3269	1890	1804	1697	1467	1977	1083	755

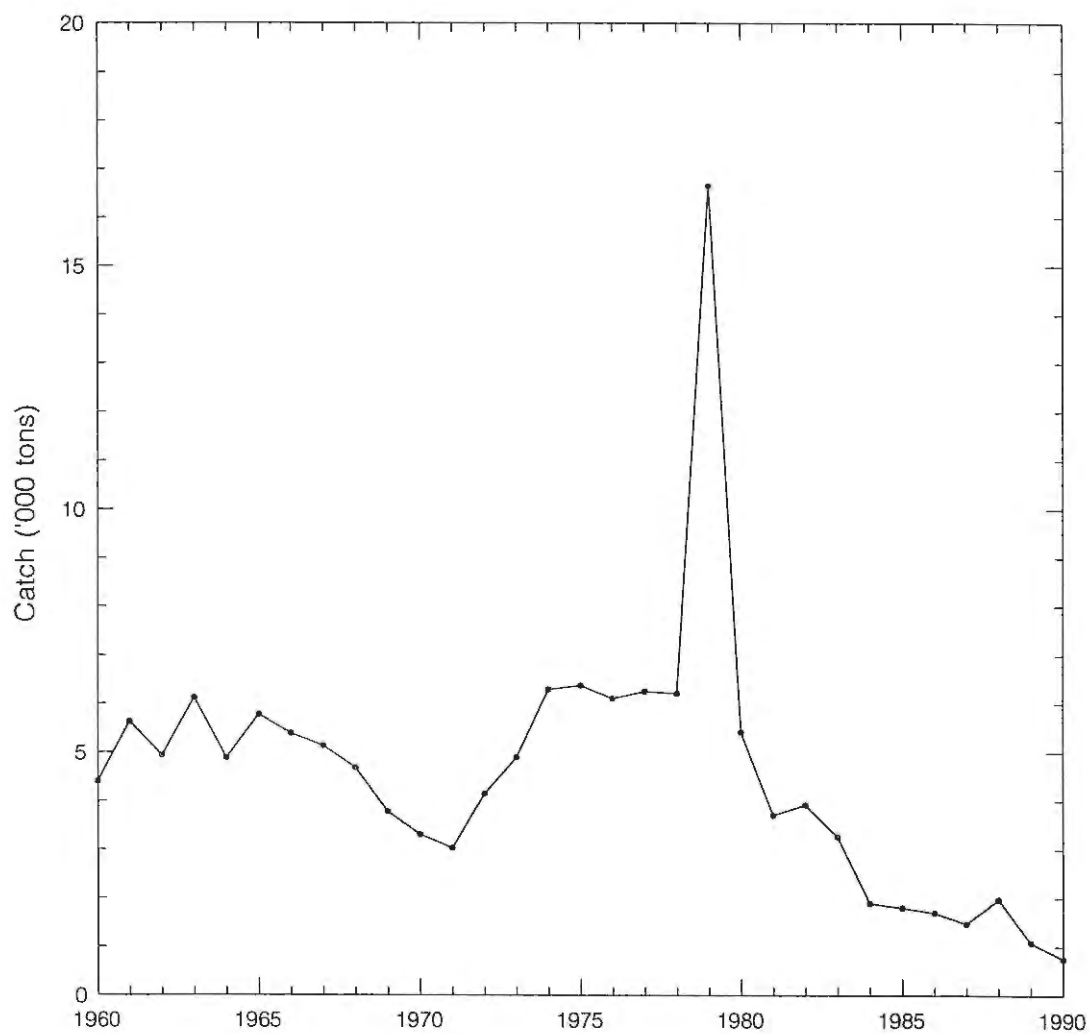


FIG. 52. NOMINAL CATCHES FOR WOLFFISHES IN SUBAREA 1.

TABLE 53. NOMINAL CATCHES FOR HERRING IN DIV. 4V.

COUNTRY	1960	1961	1962	1963	1964	1965	1966	1967	1968	1969	1970
BGR	0	0	0	0	0	0	0	0	0	509	0
CAN	746	789	749	526	411	281	143	296	610	2339	4975
CUB	0	0	0	0	0	0	0	0	0	0	0
DDR	0	0	0	0	0	0	0	0	8480	35226	9844
FRA-SP	0	0	0	0	0	0	0	0	0	0	0
PRO	0	0	0	0	0	0	0	0	0	0	0
GRL	0	0	0	0	0	0	0	0	0	0	0
ISL	0	0	0	0	0	0	0	0	0	0	0
JPN	0	0	0	0	0	0	0	0	0	0	9
KOR-S	0	0	0	0	0	0	0	0	0	0	0
NOR	0	0	0	0	0	0	0	17	0	4593	1099
POL	0	0	0	0	0	0	0	0	0	0	0
ROM	0	0	0	0	0	0	0	0	0	0	0
SUN	0	0	8597	0	0	18	0	0	774	53494	12456
RUS	0	0	0	0	0	0	0	0	0	0	0
EST	0	0	0	0	0	0	0	0	0	0	0
LVA	0	0	0	0	0	0	0	0	0	0	0
LTU	0	0	0	0	0	0	0	0	0	0	0
USA	0	0	0	0	0	0	0	0	0	0	0
E/DEU	0	0	0	0	0	0	0	0	10115	22027	5492
E/DNK	0	0	0	0	0	0	0	0	0	0	0
E/ESP	0	0	0	0	0	0	0	0	0	0	0
E/FRA-M	0	0	0	0	0	0	0	0	0	0	0
E/GBR	0	0	0	0	0	0	0	0	0	0	0
E/IRL	0	0	0	0	0	0	0	0	0	0	0
E/ITA	0	0	0	0	0	0	0	0	0	0	0
E/PRT	0	0	0	0	0	0	0	0	0	0	0
OTHERS	0	0	0	0	0	0	0	0	0	0	0
TOTAL	746	789	9346	526	411	299	143	313	19979	118188	33875

COUNTRY	1971	1972	1973	1974	1975	1976	1977	1978	1979	1980
BGR	0	0	0	0	0	0	0	0	0	0
CAN	11368	12387	22125	12189	6700	10436	10968	6724	1136	6015
CUB	0	0	0	0	0	0	0	0	0	0
DDR	1371	0	0	0	0	0	0	0	0	0
FRA-SP	0	0	0	0	0	0	0	0	0	0
PRO	0	0	0	0	0	0	0	0	0	0
GRL	0	0	0	0	0	0	0	0	0	0
ISL	0	0	0	0	0	0	0	0	0	0
JPN	0	604	133	8	0	0	0	0	0	0
KOR-S	0	0	0	0	0	0	0	0	0	0
NOR	0	0	0	0	0	0	0	0	0	0
POL	0	0	1021	0	0	0	0	0	0	0
ROM	0	0	0	0	0	0	0	0	0	0
SUN	5658	1268	73	49	104	713	0	0	0	0
RUS	0	0	0	0	0	0	0	0	0	0
EST	0	0	0	0	0	0	0	0	0	0
LVA	0	0	0	0	0	0	0	0	0	0
LTU	0	0	0	0	0	0	0	0	0	0
USA	0	0	0	0	0	0	0	0	0	0
E/DEU	38	511	1232	637	792	465	0	0	0	0
E/DNK	0	0	0	0	0	0	0	0	0	0
E/ESP	0	0	0	0	0	0	0	0	0	0
E/FRA-M	0	0	10	178	754	30	0	0	0	0
E/GBR	0	0	0	0	0	0	0	0	0	0
E/IRL	0	0	0	0	0	0	0	0	0	0
E/ITA	0	0	0	0	0	0	0	0	0	0
E/PRT	0	0	0	0	0	0	0	0	0	0
OTHERS	0	0	0	0	0	0	0	0	0	0
TOTAL	18435	14770	24594	13061	8350	11644	10968	6724	1136	6015

COUNTRY	1981	1982	1983	1984	1985	1986	1987	1988	1989	1990
BGR	0	0	0	0	0	0	0	0	0	0
CAN	4123	3769	4149	4580	3830	4474	2476	3411	2231	4882
CUB	0	0	0	0	0	0	0	0	0	0
DDR	0	0	0	0	0	0	0	0	0	0
FRA-SP	0	0	0	0	0	0	0	0	0	0
PRO	0	0	0	0	0	0	0	0	0	0
GRL	0	0	0	0	0	0	0	0	0	0
ISL	0	0	0	0	0	0	0	0	0	0
JPN	0	0	0	0	0	0	0	0	0	0
KOR-S	0	0	0	0	0	0	0	0	0	0
NOR	0	0	0	0	0	0	0	0	0	0
POL	0	0	0	0	0	0	0	0	0	0
ROM	0	0	0	0	0	0	0	0	0	0
SUN	0	0	0	0	0	0	0	0	0	0
RUS	0	0	0	0	0	0	0	0	0	0
EST	0	0	0	0	0	0	0	0	0	0
LVA	0	0	0	0	0	0	0	0	0	0
LTU	0	0	0	0	0	0	0	0	0	0
USA	0	0	0	0	0	0	0	0	0	0
E/DEU	0	0	0	0	0	0	0	0	0	0
E/DNK	0	0	0	0	0	0	0	0	0	0
E/ESP	0	0	0	0	0	0	0	0	0	0
E/FRA-M	0	0	0	0	0	0	0	0	0	0
E/GBR	0	0	0	0	0	0	0	0	0	0
E/IRL	0	0	0	0	0	0	0	0	0	0
E/ITA	0	0	0	0	0	0	0	0	0	0
E/PRT	0	0	0	0	0	0	0	0	0	0
OTHERS	0	0	0	0	0	0	0	0	0	0
TOTAL	4123	3769	4149	4580	3830	4474	2476	3411	2231	4882

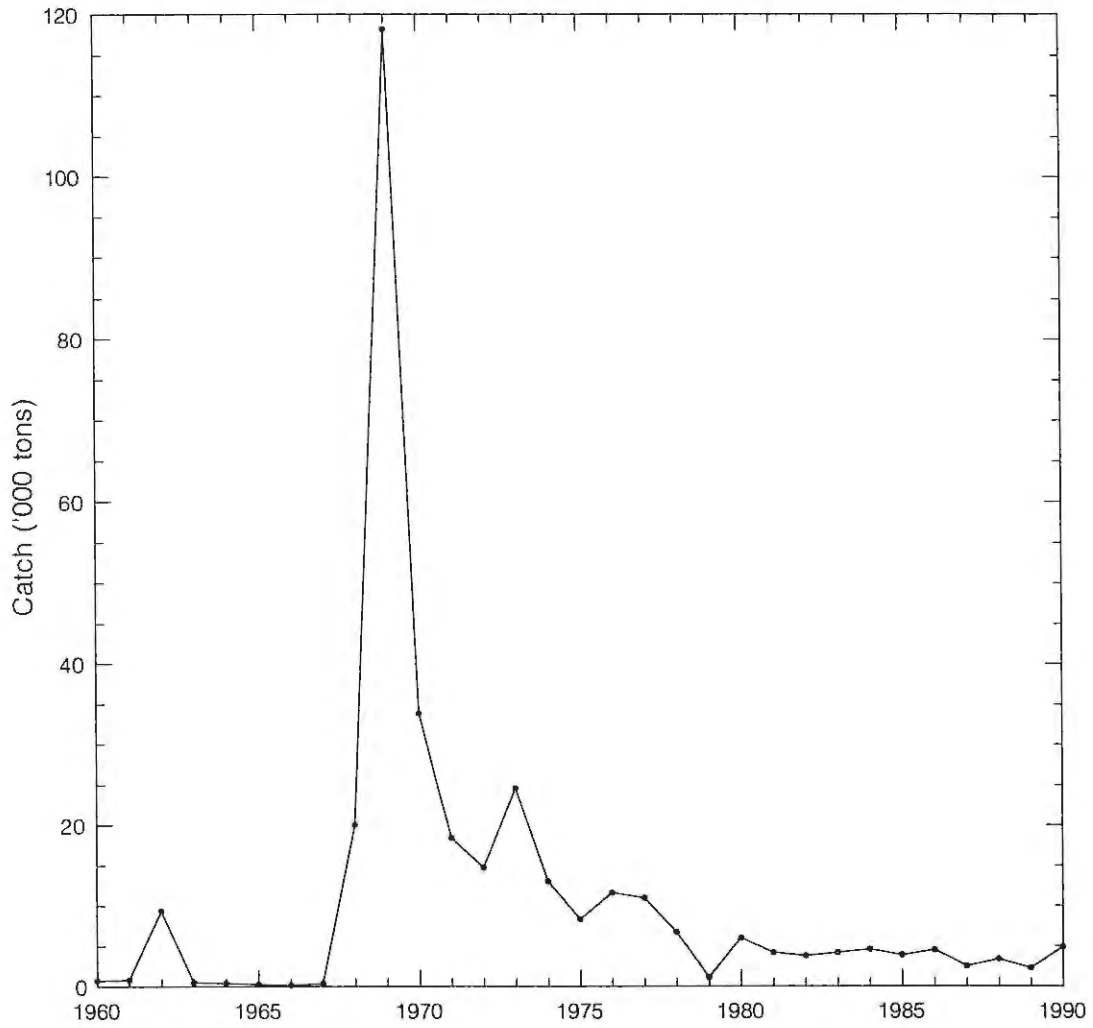


FIG. 53. NOMINAL CATCHES FOR HERRING IN DIV. 4V.

TABLE 54. NOMINAL CATCHES FOR HERRING IN DIV. 4WX.

COUNTRY	1960	1961	1962	1963	1964	1965	1966	1967	1968	1969	1970
BGR	0	0	0	0	0	0	0	0	0	0	0
CAN	81015	59852	69107	65719	92127	125047	189477	191011	227576	168526	151653
CUB	0	0	0	0	0	0	0	0	0	0	0
DDR	0	0	0	0	0	0	0	0	0	917	214
FRA-SP	0	0	0	0	0	0	0	0	0	0	0
FRO	0	0	0	0	0	0	0	0	0	0	0
GRL	0	0	0	0	0	0	0	0	0	0	0
ISL	0	0	0	0	0	0	0	0	0	0	0
JPN	0	0	0	0	0	0	0	4	9	14	91
KOR-S	0	0	0	0	0	0	0	0	0	0	0
NOR	0	0	0	0	0	0	0	0	0	0	0
POL	0	0	0	257	0	0	190	17	737	262	72
ROM	0	0	0	0	0	0	0	0	0	0	0
SUN	0	34	663	2707	2472	5928	2227	581	2019	12117	59557
RUS	0	0	0	0	0	0	0	0	0	0	0
EST	0	0	0	0	0	0	0	0	0	0	0
LVA	0	0	0	0	0	0	0	0	0	0	0
LTU	0	0	0	0	0	0	0	0	0	0	0
USA	0	0	0	0	0	0	0	0	0	0	0
E/DEU	0	0	0	0	0	0	0	0	0	1166	183
E/DNK	0	0	0	0	0	0	0	0	0	0	0
E/ESP	0	0	0	0	0	0	0	0	0	0	0
E/FRA-M	0	0	0	0	0	0	0	0	0	0	0
E/GBR	0	0	0	0	0	0	0	0	0	0	0
E/IRL	0	0	0	0	0	0	0	0	0	0	0
E/ITA	0	0	0	0	0	0	0	0	0	0	0
E/PRT	0	0	0	0	0	0	0	0	0	0	0
OTHERS	0	0	0	0	0	0	0	0	0	30	0
TOTAL	81015	59886	69770	68683	94599	130975	191894	191613	230341	183032	211770

COUNTRY	1971	1972	1973	1974	1975	1976	1977	1978	1979	1980
BGR	0	0	0	0	1	9	0	0	0	0
CAN	121620	153370	108129	148266	159623	133171	130003	141804	87857	94909
CUB	0	0	0	0	148	31	19	1	0	7
DDR	182	184	0	0	0	0	0	0	0	0
FRA-SP	0	0	0	0	0	0	0	0	0	0
FRO	0	0	0	0	0	0	0	0	0	0
GRL	0	0	0	0	0	0	0	0	0	0
ISL	0	0	0	0	0	0	0	0	0	0
JPN	768	922	921	1043	200	0	0	0	0	0
KOR-S	0	0	0	0	0	0	0	0	0	0
NOR	0	0	0	0	0	0	0	0	0	0
POL	3	28	0	98	0	0	120	0	0	0
ROM	0	0	0	0	0	9	0	0	0	0
SUN	23390	22693	31042	23008	21884	2404	326	2	0	12
RUS	0	0	0	0	0	0	0	0	0	0
EST	0	0	0	0	0	0	0	0	0	0
LVA	0	0	0	0	0	0	0	0	0	0
LTU	0	0	0	0	0	0	0	0	0	0
USA	0	0	0	0	0	0	0	0	0	0
E/DEU	0	79	237	197	544	280	0	0	0	0
E/DNK	0	0	0	0	0	0	0	0	0	0
E/ESP	0	0	0	0	0	0	0	0	0	0
E/FRA-M	0	0	0	137	745	0	0	0	0	0
E/GBR	0	0	0	0	0	0	0	0	0	0
E/IRL	0	0	0	0	0	0	0	0	0	0
E/ITA	0	0	0	0	0	0	0	0	0	0
E/PRT	0	0	0	0	0	0	0	0	0	0
OTHERS	0	0	0	0	0	0	0	0	0	0
TOTAL	145963	177276	140329	172749	183145	135904	130468	141807	87857	94928

COUNTRY	1981	1982	1983	1984	1985	1986	1987	1988	1989	1990
BGR	0	0	0	0	0	0	0	0	0	561
CAN	110713	105480	101956	90142	139533	103693	127833	163915	136679	149718
CUB	0	1	0	0	6	53	37	82	448	369
DDR	0	0	0	0	0	0	0	0	0	0
FRA-SP	0	0	0	0	0	0	0	0	0	0
FRO	0	0	0	0	0	0	0	0	0	0
GRL	0	0	0	0	0	0	0	0	0	0
ISL	0	0	0	0	0	0	0	0	0	0
JPN	0	0	0	0	0	0	0	0	0	0
KOR-S	0	0	0	0	0	0	0	0	0	0
NOR	0	0	0	0	0	0	0	0	0	0
POL	0	0	0	0	0	0	0	69	151	5
ROM	0	0	0	0	0	0	0	0	0	0
SUN	0	10	3	0	58	508	38	920	749	2236
RUS	0	0	0	0	0	0	0	0	0	0
EST	0	0	0	0	0	0	0	0	0	0
LVA	0	0	0	0	0	0	0	0	0	0
LTU	0	0	0	0	0	0	0	0	0	0
USA	0	0	0	0	0	0	0	0	0	0
E/DEU	0	0	0	0	0	0	0	0	0	0
E/DNK	0	0	0	0	0	0	0	0	0	0
E/ESP	0	0	0	0	0	0	0	0	0	0
E/FRA-M	0	0	0	0	0	0	0	0	0	0
E/GBR	0	0	0	0	0	0	0	0	0	0
E/IRL	0	0	0	0	0	0	0	0	0	0
E/ITA	0	0	0	0	0	0	0	0	0	0
E/PRT	0	0	0	0	0	0	0	0	0	0
OTHERS	0	0	0	0	0	0	0	0	0	0
TOTAL	110713	105491	101959	90142	139597	104254	127908	164986	138027	152889

OTHERS: 1969 = Israel.

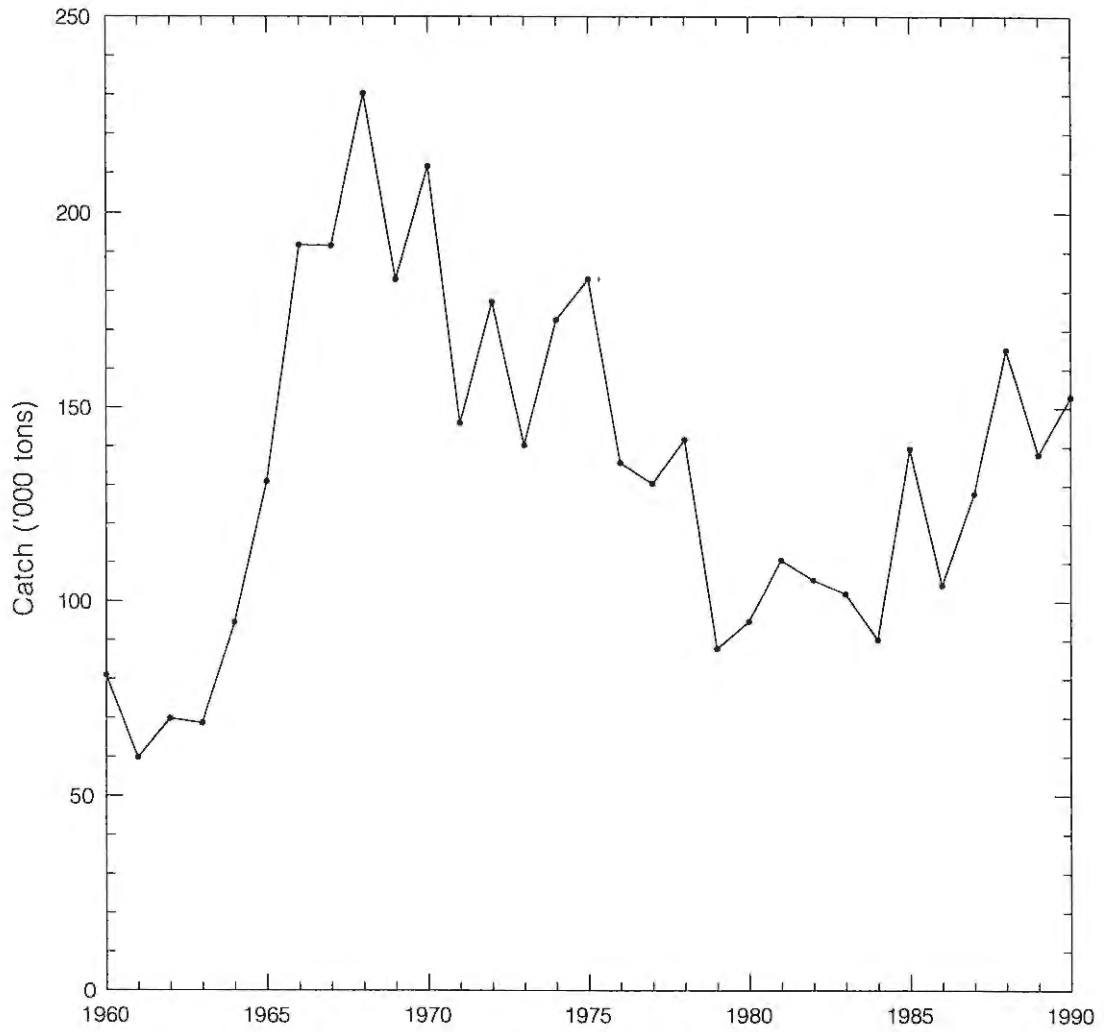


FIG. 54. NOMINAL CATCHES FOR HERRING IN DIV. 4WX.

TABLE 55. NOMINAL CATCHES FOR HERRING IN DIV. 5Y.

COUNTRY	1960	1961	1962	1963	1964	1965	1966	1967	1968	1969	1970
BGR	0	0	0	0	0	0	0	0	0	0	0
CAN	0	0	144	0	636	30	47	5226	21497	7394	5005
CUB	0	0	0	0	0	0	0	0	0	0	0
DDR	0	0	0	0	0	0	0	0	0	7020	2580
FRA-SP	0	0	0	0	0	0	0	0	0	0	0
FRO	0	0	0	0	0	0	0	0	0	0	0
GRL	0	0	0	0	0	0	0	0	0	0	0
ISL	0	0	0	0	0	0	0	0	0	0	0
JPN	0	0	0	0	0	0	0	0	0	4	9
KOR-S	0	0	0	0	0	0	0	0	0	0	0
NOR	0	0	0	0	0	0	0	0	0	(220)	0
POL	0	0	0	0	0	0	0	0	0	0	43
ROM	0	0	0	0	0	0	0	0	0	0	0
SUN	0	0	0	227	0	0	0	0	0	0	0
RUS	0	0	0	0	0	0	0	0	0	0	0
EST	0	0	0	0	0	0	0	0	0	0	0
LVA	0	0	0	0	0	0	0	0	0	0	0
LTU	0	0	0	0	0	0	0	0	0	0	0
USA	58924	25082	61821	69894	27716	33634	29365	31158	41476	28687	29181
E/DEU	0	0	0	0	0	0	0	0	0	10446	6079
E/DNK	0	0	0	0	0	0	0	0	0	0	0
E/ESP	0	0	0	0	0	0	0	0	0	0	0
E/FRA-M	0	0	0	0	0	0	0	0	0	0	0
E/GBR	0	0	0	0	0	0	0	0	0	0	0
E/IRL	0	0	0	0	0	0	0	0	0	0	0
E/ITA	0	0	0	0	0	0	0	0	0	0	0
E/PRT	0	0	0	0	0	0	0	0	0	0	0
OTHERS	0	0	0	0	0	0	0	0	0	0	0
TOTAL	58924	25082	61965	70121	28352	33664	29412	36384	62973	53771	42897

COUNTRY	1971	1972	1973	1974	1975	1976	1977	1978	1979	1980
BGR	0	0	378	0	0	0	0	0	0	0
CAN	15518	11638	4107	4044	5084	921	382	582	0	0
CUB	0	0	0	0	0	0	0	0	0	0
DDR	2257	9296	5284	1008	0	0	0	0	0	0
FRA-SP	0	0	0	0	0	0	0	0	0	0
FRO	0	0	0	0	0	0	0	0	0	0
GRL	0	0	0	0	0	0	0	0	0	0
ISL	0	0	0	0	0	0	0	0	0	0
JPN	0	0	0	0	0	0	0	0	0	0
KOR-S	0	0	0	0	0	0	0	0	0	0
NOR	0	0	0	0	0	0	0	0	0	0
POL	0	100	11	103	71	0	0	0	0	0
ROM	0	0	0	1	0	0	0	0	0	0
SUN	0	256	69	98	0	0	0	0	0	0
RUS	0	0	0	0	0	0	0	0	0	0
EST	0	0	0	0	0	0	0	0	0	0
LVA	0	0	0	0	0	0	0	0	0	0
LTU	0	0	0	0	0	0	0	0	0	0
USA	31491	38196	21666	29371	31592	49398	50272	48416	63764	81933
E/DEU	1723	2930	876	2463	56	0	0	0	0	0
E/DNK	0	0	0	0	0	0	0	0	0	0
E/ESP	0	0	0	0	0	0	0	0	0	0
E/FRA-M	0	0	0	148	38	0	0	0	0	0
E/GBR	0	0	0	0	0	0	0	0	0	0
E/IRL	0	0	0	0	0	0	0	0	0	0
E/ITA	0	0	0	0	0	0	0	0	0	0
E/PRT	0	0	0	0	0	0	0	0	0	0
OTHERS	0	0	0	0	0	0	0	0	0	0
TOTAL	50989	62416	32391	37236	36841	50319	50654	48998	63764	81933

COUNTRY	1981	1982	1983	1984	1985	1986	1987	1988	1989	1990
BGR	0	0	0	0	0	0	0	0	0	0
CAN	0	0	0	0	0	0	0	0	0	0
CUB	0	0	0	0	0	0	0	0	0	0
DDR	0	0	0	0	0	0	0	0	0	0
FRA-SP	0	0	0	0	0	0	0	0	0	0
FRO	0	0	0	0	0	0	0	0	0	0
GRL	0	0	0	0	0	0	0	0	0	0
ISL	0	0	0	0	0	0	0	0	0	0
JPN	0	0	0	0	0	0	0	0	0	0
KOR-S	0	0	0	0	0	0	0	0	0	0
NOR	0	0	0	0	0	0	0	0	0	0
POL	0	0	0	0	0	0	0	0	0	0
ROM	0	0	0	0	0	0	0	0	0	0
SUN	0	0	0	0	0	0	0	0	0	0
RUS	0	0	0	0	0	0	0	0	0	0
EST	0	0	0	0	0	0	0	0	0	0
LVA	0	0	0	0	0	0	0	0	0	0
LTU	0	0	0	0	0	0	0	0	0	0
USA	64216	30902	23157	32605	25543	27169	38970	40155	40386	28183
E/DEU	0	0	0	0	0	0	0	0	0	0
E/DNK	0	0	0	0	0	0	0	0	0	0
E/ESP	0	0	0	0	0	0	0	0	0	0
E/FRA-M	0	0	0	0	0	0	0	0	0	0
E/GBR	0	0	0	0	0	0	0	0	0	0
E/IRL	0	0	0	0	0	0	0	0	0	0
E/ITA	0	0	0	0	0	0	0	0	0	0
E/PRT	0	0	0	0	0	0	0	0	0	0
OTHERS	0	0	0	0	0	0	0	0	0	0
TOTAL	64216	30902	23157	32605	25543	27169	38970	40155	40386	28183

For quantities in parentheses, nominal catches were not reported by divisions; these have been allocated on the basis of the catches by other countries which reported by divisions.

USA = Catches for 1960-63 include proportions from 5NK.

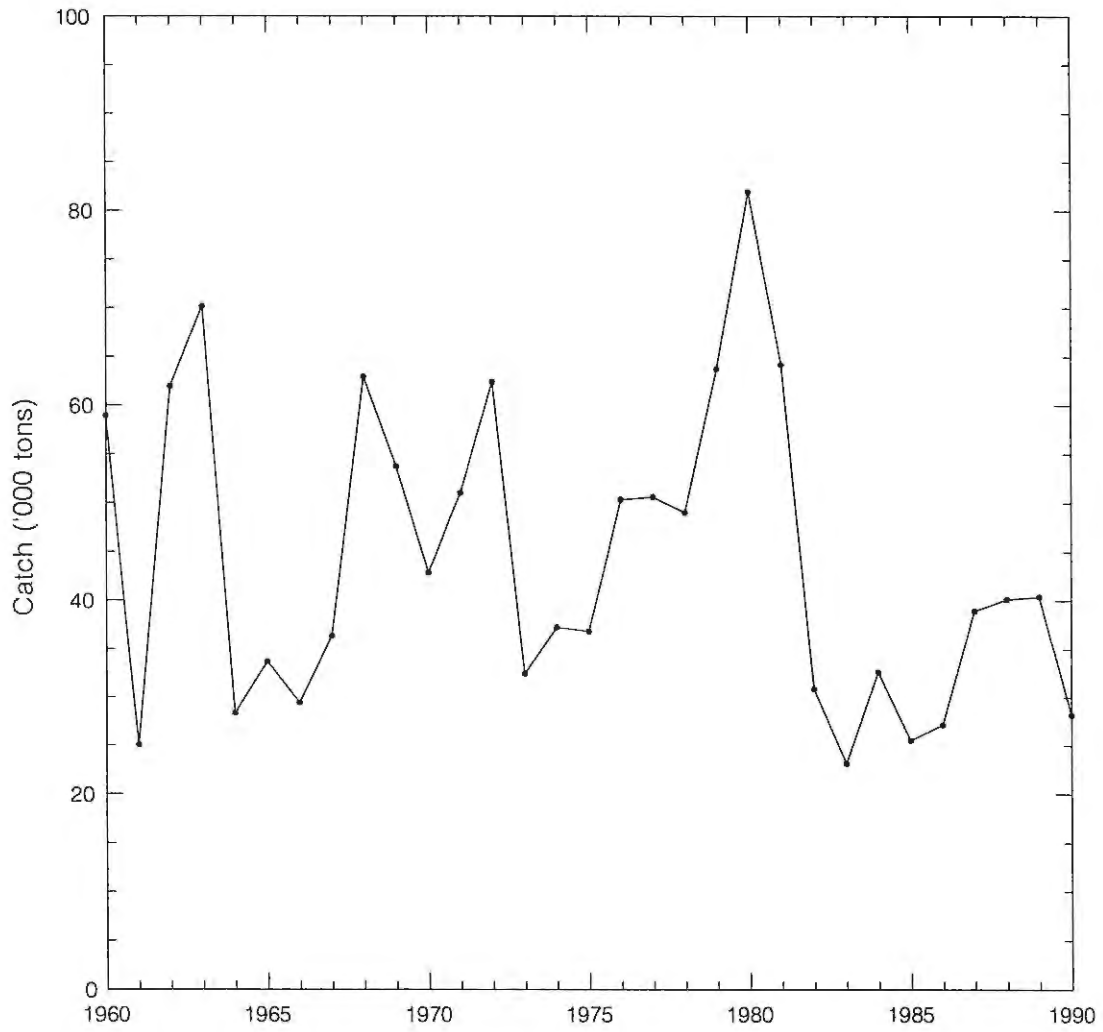


FIG. 55. NOMINAL CATCHES FOR HERRING IN DIV. 5Y.

TABLE 56. NOMINAL CATCHES FOR HERRING IN DIV. 5Z + SUBAREA 6.

COUNTRY	1960	1961	1962	1963	1964	1965	1966	1967	1968	1969	1970
BGR	0	0	0	0	0	0	0	0	0	812	348
CAN	0	0	0	0	0	0	0	1306	13674	945	7
CUB	0	0	0	0	0	0	0	0	65	85	0
DDR	0	0	0	0	0	0	1133	22159	67719	44624	28063
FRA-SP	0	0	0	0	0	0	0	0	0	0	0
FRO	0	0	0	0	0	0	0	0	0	0	0
GRL	0	0	0	0	0	0	0	0	0	0	0
ISL	0	0	0	0	0	0	0	0	292	12786	0
JPN	0	0	0	0	0	0	0	41	172	577	1412
KOR-S	0	0	0	0	0	0	0	0	0	0	0
NOR	0	0	0	0	0	0	0	0	0	(1004)	0
POL	0	0	277	0	35	1447	14473	37677	75080	45021	70691
ROM	0	0	0	0	0	1982	2677	1420	1656	337	685
SUN	0	67550	151144	97646	130914	38262	120113	126759	143097	138673	61579
RUS	0	0	0	0	0	0	0	0	0	0	0
EST	0	0	0	0	0	0	0	0	0	0	0
LVA	0	0	0	0	0	0	0	0	0	0	0
LTU	0	0	0	0	0	0	0	0	0	0	0
USA	10122	1511	9958	334	489	1191	4308	1211	758	3677	2011
E/DEU	0	0	0	0	0	0	0	28171	71086	61990	82498
E/DNK	0	0	0	0	0	0	0	0	0	0	0
E/ESP	0	0	0	0	0	0	0	0	0	0	0
E/FRA-M	0	0	0	0	0	0	0	0	0	0	0
E/GBR	0	0	0	0	0	0	0	0	0	0	0
E/IRL	0	0	0	0	0	0	0	0	0	0	0
E/ITA	0	0	0	0	0	0	0	0	0	0	0
E/PRT	0	0	0	0	0	0	0	0	0	0	0
OTHERS	0	0	0	0	0	0	0	0	0	0	0
TOTAL	10122	69061	161379	97980	131438	42882	142704	218744	373599	310531	247294

COUNTRY	1971	1972	1973	1974	1975	1976	1977	1978	1979	1980
BGR	4551	2355	1380	1773	421	105	0	0	0	0
CAN	12863	53	5083	217	0	0	2	0	0	0
CUB	0	0	0	0	1161	296	153	0	0	0
DDR	18447	40016	53326	31530	30901	7891	0	0	0	0
FRA-SP	0	0	0	0	0	0	0	0	0	0
FRO	0	0	0	0	0	0	0	0	0	0
GRL	0	0	0	0	0	0	0	0	0	0
ISL	0	0	0	0	0	0	0	0	0	0
JPN	2466	1161	1722	2442	1878	868	1	2	0	0
KOR-S	0	0	0	0	0	0	0	0	0	0
NOR	0	0	0	0	0	0	0	0	0	0
POL	88325	49392	49275	39312	38392	10517	119	0	0	1
ROM	898	2156	297	2018	1544	115	9	1	0	0
SUN	81258	48072	52340	41541	40945	12996	1492	0	0	0
RUS	0	0	0	0	0	0	0	0	0	0
EST	0	0	0	0	0	0	0	0	0	0
LVA	0	0	0	0	0	0	0	0	0	0
LTU	0	0	0	0	0	0	0	0	0	0
USA	3822	2782	4627	3370	4583	744	381	2108	1290	1530
E/DEU	54744	27703	31501	23690	22957	8806	0	0	0	0
E/DNK	0	0	0	0	0	0	0	0	0	0
E/ESP	0	0	0	0	10	3	0	0	0	0
E/FRA-M	0	500	2784	3617	3304	1166	0	0	0	0
E/GBR	0	0	0	0	0	0	0	0	0	0
E/IRL	0	0	0	0	0	0	0	0	0	0
E/ITA	0	0	0	0	0	0	0	0	0	0
E/PRT	0	0	0	0	0	0	0	0	0	0
OTHERS	0	0	0	0	0	0	0	0	0	0
TOTAL	267374	174190	202335	149510	146096	43507	2157	2111	1290	1531

COUNTRY	1981	1982	1983	1984	1985	1986	1987	1988	1989	1990
BGR	0	0	0	0	0	0	0	0	0	0
CAN	0	0	0	0	0	0	0	0	0	0
CUB	0	0	0	0	0	0	0	0	0	0
DDR	0	0	0	0	0	0	0	0	0	0
FRA-SP	0	0	0	0	0	0	0	0	0	0
FRO	0	0	0	0	0	0	0	0	0	0
GRL	0	0	0	0	0	0	0	0	0	0
ISL	0	0	0	0	0	0	0	0	0	0
JPN	0	1	0	0	0	1	0	0	0	0
KOR-S	0	0	0	0	0	0	0	0	0	0
NOR	0	0	0	0	0	0	0	0	0	0
POL	0	0	0	0	8	30	33	137	0	0
ROM	0	0	0	0	0	0	0	0	0	0
SUN	0	0	0	0	0	0	0	0	0	0
RUS	0	0	0	0	0	0	0	0	0	0
EST	0	0	0	0	0	0	0	0	0	0
LVA	0	0	0	0	0	0	0	0	0	0
LTU	0	0	0	0	0	0	0	0	0	0
USA	872	1428	91	106	371	617	785	753	328	720
E/DEU	0	0	0	0	0	0	0	0	0	0
E/DNK	0	0	0	0	0	0	0	0	0	0
E/ESP	0	0	0	0	0	0	0	0	0	0
E/FRA-M	0	0	0	0	0	0	0	0	0	0
E/GBR	0	0	0	0	0	0	0	0	0	0
E/IRL	0	0	0	0	0	0	0	0	0	0
E/ITA	0	0	0	0	0	0	0	0	0	0
E/PRT	0	0	0	0	0	0	0	0	0	0
OTHERS	0	0	0	0	0	0	0	0	0	0
TOTAL	872	1429	91	106	379	618	815	786	465	720

For quantities in parentheses, nominal catches were not reported by divisions; these have been allocated on the basis of the catches by other countries which reported by divisions.

USA = Catches for 1960-63 include proportions from 5NK.

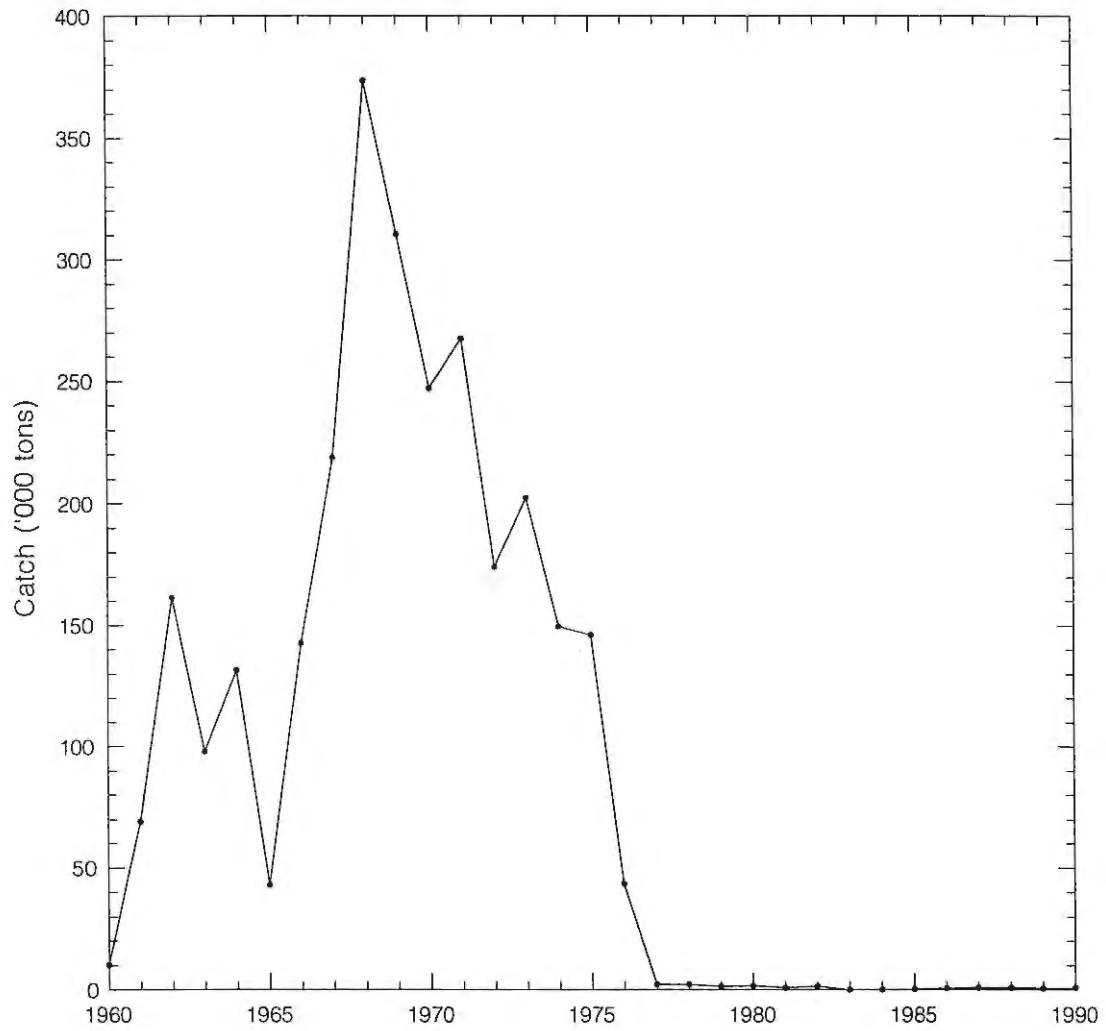


FIG. 56. NOMINAL CATCHES FOR HERRING IN DIV. 5Z + SUBAREA 6.

TABLE 57. NOMINAL CATCHES FOR MACKEREL IN SUBAREAS 3+4.

COUNTRY	1960	1961	1962	1963	1964	1965	1966	1967	1968	1969	1970
BGR	0	0	0	0	0	0	0	0	0	0	0
CAN	5888	5458	6901	6363	10786	11185	11577	11181	11118	13257	15690
CUB	0	0	0	0	0	0	0	0	0	0	0
DDR	0	0	0	0	0	0	0	0	0	1271	1047
FRA-SP	0	11	64	99	27	3	10	0	0	0	0
FRO	0	0	0	0	0	0	0	0	0	0	0
GRL	0	0	0	0	0	0	0	0	0	0	0
ISL	0	0	0	0	0	0	0	0	0	0	0
JPN	0	0	0	0	0	0	0	0	19	1	0
KOR-S	0	0	0	0	0	0	0	0	0	0	0
NOR	0	0	0	0	0	0	0	0	0	0	0
POL	0	0	0	0	0	0	0	0	140	27	49
ROM	0	0	0	0	0	0	0	0	0	0	0
SUN	0	0	0	0	147	402	1234	62	9561	4075	3992
RUS	0	0	0	0	0	0	0	0	0	0	0
EST	0	0	0	0	0	0	0	0	0	0	0
LVA	0	0	0	0	0	0	0	0	0	0	0
LTU	0	0	0	0	0	0	0	0	0	0	0
USA	0	0	0	0	0	0	0	0	0	0	0
E/DEU	0	0	0	0	0	0	0	0	0	2	208
E/DNK	0	0	0	0	0	0	0	0	0	0	0
E/ESP	0	0	0	0	0	0	0	0	0	0	0
E/FRA-M	0	0	0	0	0	0	0	0	0	0	0
E/GBR	0	0	0	0	0	0	0	0	0	0	0
E/IRL	0	0	0	0	0	0	0	0	0	0	0
E/ITA	0	0	0	0	0	0	0	0	0	0	0
E/PRT	0	0	0	0	0	0	0	0	0	0	0
OTHERS	0	0	0	0	0	0	0	0	0	3	0
TOTAL	5888	5469	6965	6462	10960	11590	12821	11243	20838	18636	20986

COUNTRY	1971	1972	1973	1974	1975	1976	1977	1978	1979	1980
BGR	0	0	0	0	19	11	0	19	52	0
CAN	14735	16253	21194	16701	13540	15746	19852	25429	30239	22135
CUB	0	37	36	0	200	408	181	18	50	19
DDR	10	31	0	0	0	0	0	0	0	0
FRA-SP	0	25	164	109	291	0	0	0	0	0
FRO	0	0	0	0	0	0	0	0	0	0
GRL	0	0	0	0	0	0	0	0	0	0
ISL	0	0	0	0	0	0	0	0	0	0
JPN	0	0	18	0	0	0	1	2	0	0
KOR-S	0	0	0	0	0	0	0	0	0	0
NOR	0	0	0	0	0	0	0	0	0	0
POL	2	245	0	1	0	45	2289	2	0	0
ROM	18	0	0	0	0	1	0	4	0	0
SUN	9492	5769	16766	27461	21542	16576	252	425	266	142
RUS	0	0	0	0	0	0	0	0	0	0
EST	0	0	0	0	0	0	0	0	0	0
LVA	0	0	0	0	0	0	0	0	0	0
LTU	0	0	0	0	0	0	0	0	0	0
USA	0	0	0	0	0	0	0	0	0	0
E/DEU	32	0	0	383	666	278	190	0	0	0
E/DNK	0	0	0	0	0	0	0	0	0	0
E/ESP	0	0	0	0	0	0	0	0	0	0
E/FRA-M	0	0	0	0	0	0	0	0	0	0
E/GBR	0	0	0	0	0	0	0	0	0	0
E/IRL	0	0	0	0	0	0	0	0	0	0
E/ITA	0	0	0	0	0	0	0	0	0	0
E/PRT	0	0	0	0	0	0	0	0	0	0
OTHERS	0	0	0	0	0	0	0	0	0	0
TOTAL	24289	22360	38178	44655	36258	33065	22765	25899	30607	22296

COUNTRY	1981	1982	1983	1984	1985	1986	1987	1988	1989	1990
BGR	0	0	0	0	0	0	0	0	0	1236
CAN	19293	16380	19797	17320	29855	30324	27486	24060	20795	19190
CUB	3	0	1	32	131	80	18	144	114	380
DDR	0	0	0	0	0	0	0	0	0	0
FRA-SP	0	0	0	0	2	3	4	0	29	0
FRO	0	0	0	0	0	0	0	0	0	0
GRL	0	0	0	0	0	0	0	0	0	0
ISL	0	0	0	0	0	0	0	0	0	0
JPN	0	0	0	0	0	0	0	0	0	1
KOR-S	0	0	0	0	0	0	0	0	0	0
NOR	0	0	0	0	0	0	0	0	0	0
POL	0	0	0	0	0	0	0	158	55	4
ROM	0	0	0	0	0	0	0	0	0	0
SUN	58	3	8	881	913	689	49	654	148	2233
RUS	0	0	0	0	0	0	0	0	0	0
EST	0	0	0	0	0	0	0	0	0	0
LVA	0	0	0	0	0	0	0	0	0	0
LTU	0	0	0	0	0	0	0	0	0	0
USA	0	0	0	0	0	0	0	0	1	0
E/DEU	0	0	0	0	0	0	0	0	0	0
E/DNK	0	0	0	0	0	0	0	0	0	0
E/ESP	0	0	0	0	0	0	0	0	0	0
E/FRA-M	0	0	0	0	0	0	0	0	0	0
E/GBR	0	0	0	0	0	0	0	0	0	0
E/IRL	0	0	0	0	0	0	0	0	0	0
E/ITA	0	0	0	0	0	0	0	0	0	0
E/PRT	0	0	0	0	0	0	0	0	0	0
OTHERS	0	0	0	0	0	0	0	0	0	0
TOTAL	19354	16383	19806	18233	30906	31096	27557	25016	21142	23044

OTHERS: 1969 = Israel.

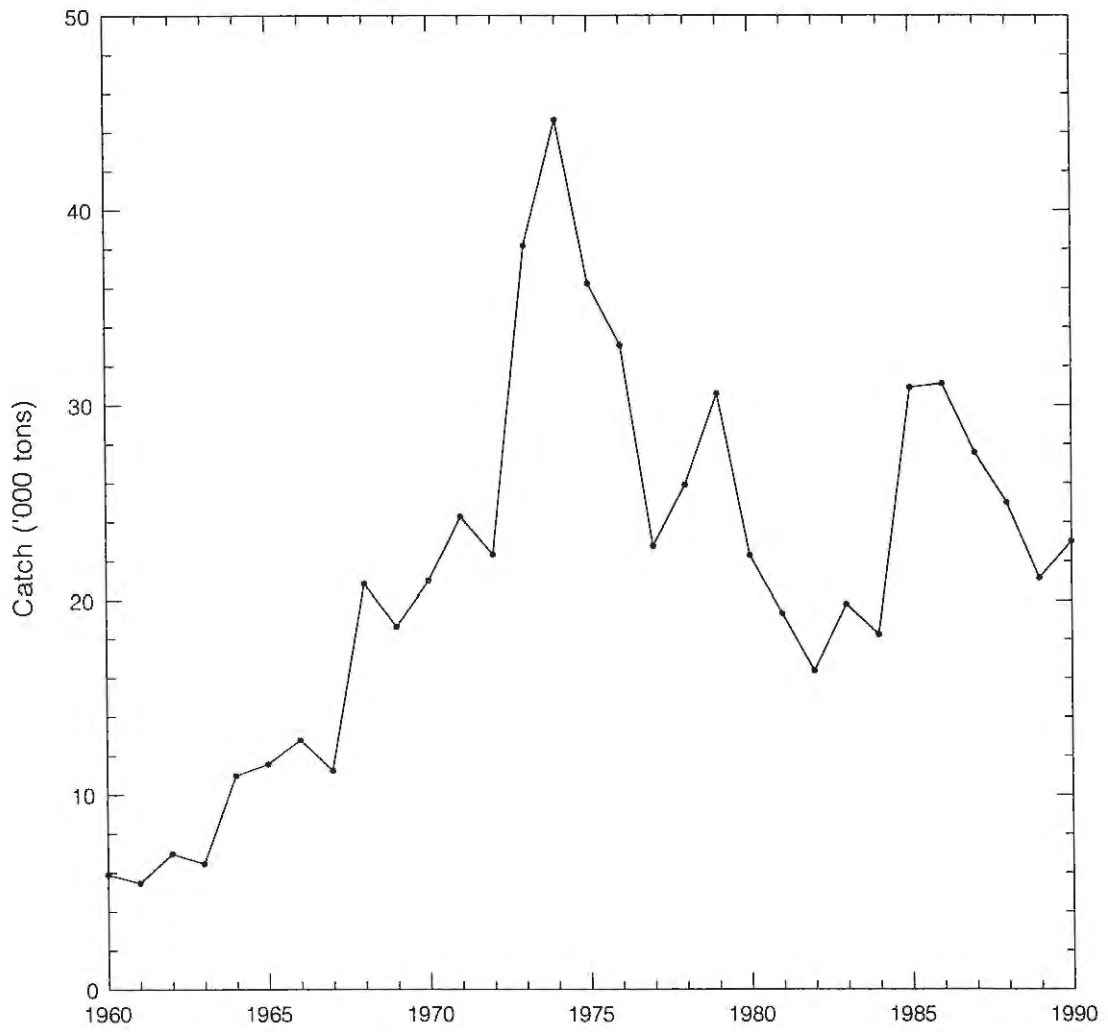


FIG. 57. NOMINAL CATCHES FOR MACKEREL IN SUBAREAS 3+4.

TABLE 58. NOMINAL CATCHES FOR MACKEREL IN SUBAREAS 5+6.

COUNTRY	1960	1961	1962	1963	1964	1965	1966	1967	1968	1969	1970
BGR	0	0	0	0	0	0	0	0	0	2083	4007
CAN	0	0	0	0	0	0	0	0	16	0	0
CUB	0	0	0	0	0	0	0	0	68	253	0
DDR	0	0	0	0	0	0	0	211	3342	2214	5631
FRA-SP	0	0	0	0	0	0	0	0	0	0	0
FRO	0	0	0	0	0	0	0	0	0	0	0
GRL	0	0	0	0	0	0	0	0	0	0	0
ISL	0	0	0	0	0	0	0	0	0	0	0
JPN	0	0	0	0	0	0	0	45	311	524	1500
KOR-S	0	0	0	0	0	0	0	0	0	0	0
NOR	0	0	0	0	0	0	0	0	0	0	0
POL	0	0	111	0	0	1	6	507	10608	18398	68140
ROM	0	0	0	0	0	11	3	138	283	140	758
SUN	0	0	0	1162	627	2528	6698	17994	41294	85110	124483
RUS	0	0	0	0	0	0	0	0	0	0	0
EST	0	0	0	0	0	0	0	0	0	0	0
LVA	0	0	0	0	0	0	0	0	0	0	0
LTU	0	0	0	0	0	0	0	0	0	0	0
USA	1011	1026	822	1320	1644	1998	2724	3891	3929	4364	4049
E/DEU	0	0	0	0	0	0	0	90	121	89	1049
E/DNK	0	0	0	0	0	0	0	0	0	0	0
E/ESP	0	0	0	0	0	0	0	0	0	0	0
E/FRA-M	0	0	0	0	0	0	0	0	0	0	0
E/GBR	0	0	0	0	0	0	0	0	0	0	0
E/IRL	0	0	0	0	0	0	0	0	0	0	0
E/ITA	0	0	0	0	0	0	0	0	0	0	0
E/PRT	0	0	0	0	0	0	0	0	0	0	0
OTHERS	0	0	0	0	0	0	0	0	0	0	0
TOTAL	1011	1026	933	2482	2271	4538	9431	22876	59972	113175	209617

COUNTRY	1971	1972	1973	1974	1975	1976	1977	1978	1979	1980
BGR	28507	23556	31743	20723	18757	13929	3110	11	0	0
CAN	0	1	53	0	4	0	510	0	0	1
CUB	145	9	0	0	401	6560	737	0	0	235
DDR	69173	80537	76758	59977	48343	38150	7981	0	0	0
FRA-SP	0	0	0	0	0	0	0	0	0	0
FRO	0	0	0	0	0	0	0	0	0	0
GRL	0	0	0	0	0	0	0	0	0	0
ISL	0	0	0	0	0	0	0	0	0	0
JPN	1025	1104	446	70	204	46	17	11	8	88
KOR-S	0	0	0	0	0	0	0	0	0	0
NOR	0	0	0	0	0	0	0	0	0	0
POL	112294	141999	117254	96103	74281	51504	17167	0	0	13
ROM	4521	2519	5876	6966	74	5395	1070	16	10	18
SUN	127828	134057	145796	109141	106312	88725	22590	231	9	0
RUS	0	0	0	0	0	0	0	0	0	0
EST	0	0	0	0	0	0	0	0	0	0
LVA	0	0	0	0	0	0	0	0	0	0
LTU	0	0	0	0	0	0	0	0	0	0
USA	2406	2006	1336	1042	1974	2712	1377	1605	1990	2683
E/DEU	2795	770	1527	483	466	965	0	0	0	0
E/DNK	0	0	0	0	0	0	0	0	0	0
E/ESP	50	6	0	0	32	121	87	37	4	17
E/FRA-M	0	0	0	0	0	0	0	0	0	0
E/GBR	0	0	0	0	0	0	0	0	0	0
E/IRL	0	0	0	0	82	1	0	0	0	0
E/ITA	0	800	375	420	49	560	395	64	29	28
E/PRT	0	0	0	0	0	0	0	0	0	0
OTHERS	0	0	0	0	0	0	0	1	12	6
TOTAL	348744	387364	381164	294925	250979	208668	55041	1976	2062	3089

COUNTRY	1981	1982	1983	1984	1985	1986	1987	1988	1989	1990
BGR	0	0	0	0	0	0	0	0	0	0
CAN	0	0	0	0	0	0	0	0	0	0
CUB	0	0	0	0	0	0	0	0	0	0
DDR	0	0	1315	5450	11024	18906	18489	20909	17907	8671
FRA-SP	0	0	0	0	0	0	0	0	0	0
FRO	0	0	0	0	0	0	0	0	0	0
GRL	0	0	0	0	0	0	0	0	0	0
ISL	0	0	0	0	0	0	0	0	0	0
JPN	238	230	53	48	0	0	0	0	0	0
KOR-S	0	0	0	0	0	0	0	0	0	0
NOR	0	0	0	0	0	0	0	0	0	0
POL	3979	4215	4283	5483	6221	6514	5657	9644	7598	500
ROM	0	0	0	0	0	0	0	0	0	0
SUN	0	0	0	0	0	0	0	0	6955	0
RUS	0	0	0	0	0	0	0	0	0	0
EST	0	0	0	0	0	0	0	0	0	0
LVA	0	0	0	0	0	0	0	0	0	0
LTU	0	0	0	0	0	0	0	0	0	0
USA	2941	3369	3819	4529	6761	9255	12593	12391	14622	31777
E/DEU	0	0	0	0	0	0	0	0	0	0
E/DNK	0	0	0	0	0	0	0	0	0	0
E/ESP	44	112	113	13	11	15	0	0	0	0
E/FRA-M	0	0	0	0	0	0	0	0	0	0
E/GBR	0	0	0	0	0	0	0	0	0	0
E/IRL	0	0	0	0	0	0	0	0	0	0
E/ITA	1039	1914	118	3963	383	300	15	0	0	0
E/PRT	0	0	0	0	0	0	0	0	0	0
OTHERS	0	0	0	0	0	0	10790	20910	4749	0
TOTAL	8241	9840	9701	19486	24400	34990	47544	63854	51831	40948

OTHERS: 1978, 1979 and 1980 = Mexico; 1987, 1988 and 1989 = Netherlands.

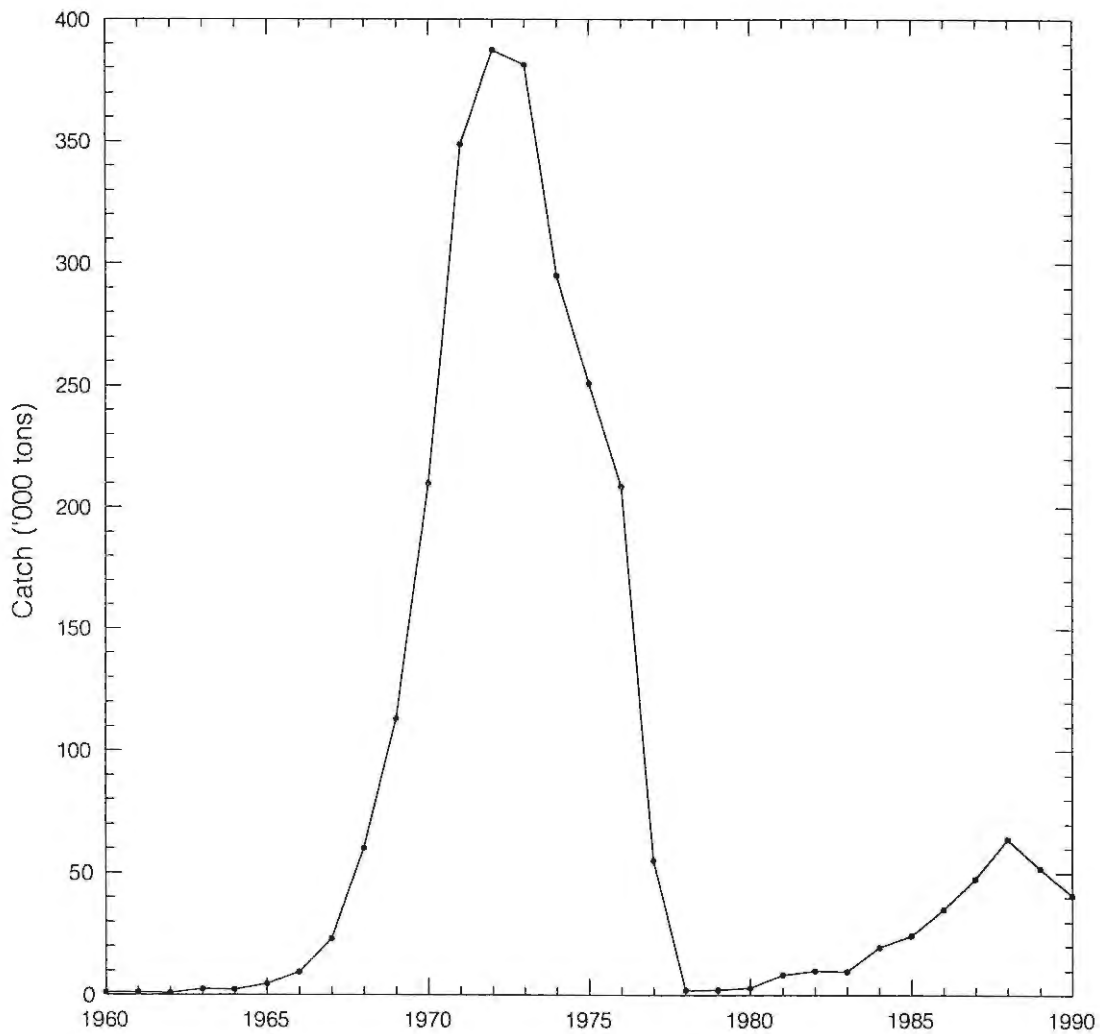


FIG. 58. NOMINAL CATCHES FOR MACKEREL IN SUBAREAS 5+6.

TABLE 59. NOMINAL CATCHES FOR BUTTERFISH IN SUBAREAS 5+6.

COUNTRY	1960	1961	1962	1963	1964	1965	1966	1967	1968	1969	1970
BGR	0	0	0	0	0	0	0	0	0	36	0
CAN	0	0	0	0	0	0	0	0	0	0	0
CUB	0	0	0	0	0	0	0	0	0	0	0
DDR	0	0	0	0	0	0	0	0	0	0	0
FRA-SP	0	0	0	0	0	0	0	0	0	0	0
FRO	0	0	0	0	0	0	0	0	0	0	0
GRL	0	0	0	0	0	0	0	0	0	0	0
ISL	0	0	0	0	0	0	0	0	0	0	0
JPN	0	0	0	0	0	0	0	146	3526	3930	8621
KOR-S	0	0	0	0	0	0	0	0	0	0	0
NOR	0	0	0	0	0	0	0	0	0	0	0
POL	0	0	0	0	0	0	0	0	0	0	0
ROM	0	0	0	0	0	0	0	0	0	0	0
SUN	0	0	0	2000	485	749	3865	2170	1911	11092	404
RUS	0	0	0	0	0	0	0	0	0	0	0
EST	0	0	0	0	0	0	0	0	0	0	0
LVA	0	0	0	0	0	0	0	0	0	0	0
LTU	0	0	0	0	0	0	0	0	0	0	0
USA	2782	559	2429	4513	2561	3340	2615	2452	1804	2438	1869
E/DEU	0	0	0	0	0	0	0	0	0	0	0
E/DNK	0	0	0	0	0	0	0	0	0	0	0
E/ESP	0	0	0	0	0	0	0	0	0	0	0
E/FRA-M	0	0	0	0	0	0	0	0	0	0	0
E/GBR	0	0	0	0	0	0	0	0	0	0	0
E/IRL	0	0	0	0	0	0	0	0	0	0	0
E/ITA	0	0	0	0	0	0	0	0	0	0	0
E/PRT	0	0	0	0	0	0	0	0	0	0	0
OTHERS	0	0	0	0	0	0	0	0	0	0	0
TOTAL	2782	559	2429	6513	3046	4089	6480	4768	7241	17496	10894

COUNTRY	1971	1972	1973	1974	1975	1976	1977	1978	1979	1980
BGR	26	114	239	0	298	4	0	0	0	0
CAN	0	0	0	0	0	0	0	0	0	0
CUB	0	0	0	0	0	0	110	0	0	9
DDR	0	34	196	0	1	3	0	0	0	0
FRA-SP	0	0	0	0	0	0	0	0	0	0
FRO	0	0	0	0	0	0	0	0	0	0
GRL	0	0	0	0	0	0	0	0	0	0
ISL	0	0	0	0	0	0	0	0	0	0
JPN	5768	3661	12172	5454	3624	7867	1741	657	263	660
KOR-S	0	0	0	0	0	0	0	0	0	0
NOR	0	0	0	0	0	0	0	0	0	0
POL	0	0	2804	3508	3754	1518	280	0	0	3
ROM	0	0	152	0	0	62	16	83	10	3
SUN	486	1848	2334	1372	670	347	419	14	2	0
RUS	0	0	0	0	0	0	0	0	0	0
EST	0	0	0	0	0	0	0	0	0	0
LVA	0	0	0	0	0	0	0	0	0	0
LTU	0	0	0	0	0	0	0	0	0	0
USA	1570	819	1557	2528	2088	1528	1448	3676	2831	5356
E/DEU	0	0	0	0	0	0	0	0	0	0
E/DNK	0	0	0	0	0	0	0	0	0	0
E/ESP	0	0	0	0	0	0	117	124	83	59
E/FRA-M	0	0	0	0	0	0	0	0	0	0
E/GBR	0	0	0	0	0	0	0	0	0	0
E/IRL	0	0	0	0	612	479	415	0	0	0
E/ITA	0	0	0	0	0	0	107	355	139	73
E/PRT	0	0	0	0	0	0	0	0	0	0
OTHERS	0	0	0	0	0	0	0	93	343	72
TOTAL	7850	6476	19454	12862	11047	11808	4653	5002	3671	6235

COUNTRY	1981	1982	1983	1984	1985	1986	1987	1988	1989	1990
BGR	0	0	0	0	0	0	0	0	0	0
CAN	0	0	0	0	0	0	0	0	0	0
CUB	0	0	0	0	0	0	0	0	0	0
DDR	0	0	0	0	1	4	0	1	1	2
FRA-SP	0	0	0	0	0	0	0	0	0	0
FRO	0	0	0	0	0	0	0	0	0	0
GRL	0	0	0	0	0	0	0	0	0	0
ISL	0	0	0	0	0	0	0	0	0	0
JPN	574	428	210	118	31	37	0	0	0	0
KOR-S	0	0	0	0	0	0	0	0	0	0
NOR	0	0	0	0	0	0	0	0	0	0
POL	0	1	0	4	2	2	0	1	0	0
ROM	0	0	0	0	0	0	0	0	0	0
SUN	0	0	0	0	0	0	0	0	0	0
RUS	0	0	0	0	0	0	0	0	0	0
EST	0	0	0	0	0	0	0	0	0	0
LVA	0	0	0	0	0	0	0	0	0	0
LTU	0	0	0	0	0	0	0	0	0	0
USA	4855	9060	4907	11974	4742	3780	4660	2251	3241	2361
E/DEU	0	0	0	0	0	0	0	0	0	0
E/DNK	0	0	0	0	0	0	0	0	0	0
E/ESP	255	0	0	0	0	0	0	0	0	0
E/FRA-M	0	0	0	0	0	0	0	0	0	0
E/GBR	0	0	0	0	0	0	0	0	0	0
E/IRL	0	0	0	0	0	0	0	0	0	0
E/ITA	107	202	349	163	173	74	0	0	0	0
E/PRT	0	0	0	0	0	0	0	0	0	0
OTHERS	0	0	0	0	0	0	0	0	0	0
TOTAL	5791	9691	5466	12259	4949	3897	4660	2253	3242	2363

OTHERS: 1978, 1979 and 1980 = Mexico.

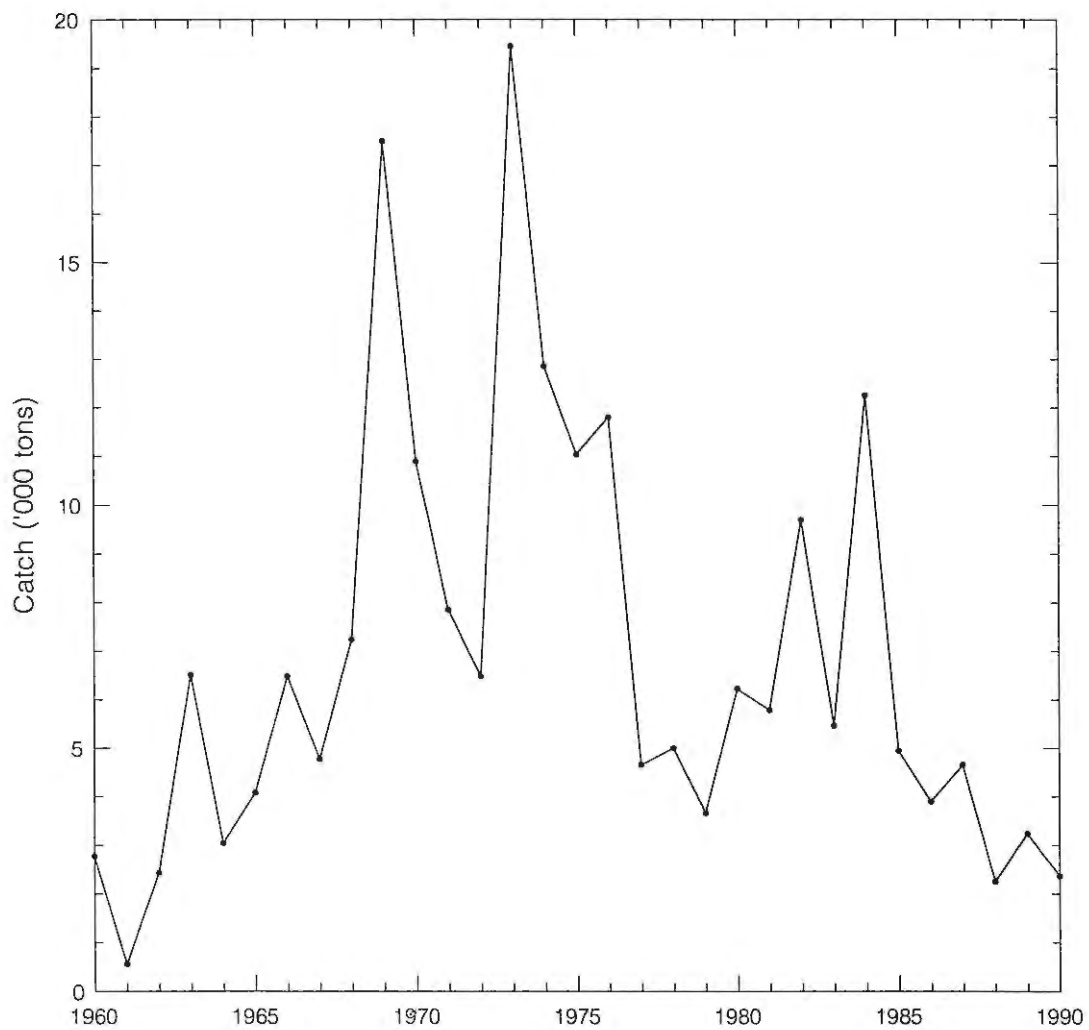


FIG. 59. NOMINAL CATCHES FOR BUTTERFISH IN SUBAREAS 5+6.

TABLE 60. NOMINAL CATCHES FOR ALEWIFE IN SUBAREAS 5+6.

COUNTRY	1960	1961	1962	1963	1964	1965	1966	1967	1968	1969	1970
BGR	0	0	0	0	0	0	0	0	0	514	672
CAN	0	0	0	0	0	0	0	0	0	0	0
CUB	0	0	0	0	0	0	0	0	0	0	0
DDR	0	0	0	0	0	0	0	0	0	113	190
FRA-SP	0	0	0	0	0	0	0	0	0	0	0
FRO	0	0	0	0	0	0	0	0	0	0	0
GRL	0	0	0	0	0	0	0	0	0	0	0
ISL	0	0	0	0	0	0	0	0	0	0	0
JPN	0	0	0	0	0	0	0	0	0	0	0
KOR-S	0	0	0	0	0	0	0	0	0	0	0
NOR	0	0	0	0	0	0	0	0	0	0	0
POL	0	0	0	0	0	0	0	0	0	0	0
ROM	0	0	0	0	0	0	0	0	0	0	0
SUN	0	0	0	0	0	0	0	6512	22310	35527	19089
RUS	0	0	0	0	0	0	0	0	0	0	0
EST	0	0	0	0	0	0	0	0	0	0	0
LVA	0	0	0	0	0	0	0	0	0	0	0
LTU	0	0	0	0	0	0	0	0	0	0	0
USA	8669	10205	4572	25430	18623	28523	25522	25955	25012	25390	16351
E/DEU	0	0	0	0	0	0	0	0	0	0	0
E/DNK	0	0	0	0	0	0	0	0	0	0	0
E/ESP	0	0	0	0	0	0	0	0	0	0	0
E/FRA-M	0	0	0	0	0	0	0	0	0	0	0
E/GBR	0	0	0	0	0	0	0	0	0	0	0
E/IRL	0	0	0	0	0	0	0	0	0	0	0
E/ITA	0	0	0	0	0	0	0	0	0	0	0
E/PRT	0	0	0	0	0	0	0	0	0	0	0
OTHERS	0	0	0	0	0	0	0	0	0	0	0
TOTAL	8669	10205	4572	25430	18623	28523	25522	32467	47322	61544	36302

COUNTRY	1971	1972	1973	1974	1975	1976	1977	1978	1979	1980
BGR	1039	512	811	773	553	256	0	0	0	0
CAN	0	0	0	0	0	0	0	0	0	0
CUB	0	0	0	0	0	0	0	0	0	0
DDR	8409	3481	1630	2659	2121	1260	69	0	0	0
FRA-SP	0	0	0	0	0	0	0	0	0	0
FRO	0	0	0	0	0	0	0	0	0	0
GRL	0	0	0	0	0	0	0	0	0	0
ISL	0	0	0	0	0	0	0	0	0	0
JPN	0	0	0	0	0	0	0	0	0	0
KOR-S	0	0	0	0	0	0	0	0	0	0
NOR	0	0	0	0	0	0	0	0	0	0
POL	2225	1888	3251	1088	62	14	0	0	0	1
ROM	95	0	0	252	0	0	0	0	0	0
SUN	11289	6693	1065	473	1039	244	120	21	12	0
RUS	0	0	0	0	0	0	0	0	0	0
EST	0	0	0	0	0	0	0	0	0	0
LVA	0	0	0	0	0	0	0	0	0	0
LTU	0	0	0	0	0	0	0	0	0	0
USA	12804	1228	10310	11109	10797	6482	6162	5730	4358	4762
E/DEU	0	0	0	0	0	0	0	0	0	0
E/DNK	0	0	0	0	0	0	0	0	0	0
E/ESP	0	0	0	0	0	0	0	11	0	2
E/FRA-M	0	0	0	0	0	0	0	0	0	0
E/GBR	0	0	0	0	0	0	0	0	0	0
E/IRL	0	0	0	0	0	0	0	0	0	0
E/ITA	0	0	0	0	0	0	0	0	0	0
E/PRT	0	0	0	0	0	0	0	0	0	0
OTHERS	0	0	0	0	0	0	0	0	0	0
TOTAL	35861	13802	17067	16354	14572	8256	6351	5762	4370	4765

COUNTRY	1981	1982	1983	1984	1985	1986	1987	1988	1989	1990
BGR	0	0	0	0	0	0	0	0	0	0
CAN	0	0	0	0	0	0	0	0	0	0
CUB	0	0	0	0	0	0	0	0	0	0
DDR	0	0	0	8	23	17	27	29	23	14
FRA-SP	0	0	0	0	0	0	0	0	0	0
FRO	0	0	0	0	0	0	0	0	0	0
GRI	0	0	0	0	0	0	0	0	0	0
ISL	0	0	0	0	0	0	0	0	0	0
JPN	0	0	0	0	0	0	0	0	0	0
KOR-S	0	0	0	0	0	0	0	0	0	0
NOR	0	0	0	0	0	0	0	0	0	0
POL	10	81	77	198	157	47	22	30	24	0
ROM	0	0	0	0	0	0	0	0	0	0
SUN	0	0	0	0	0	0	0	0	0	0
RUS	0	0	0	0	0	0	0	0	0	0
EST	0	0	0	0	0	0	0	0	0	0
LVA	0	0	0	0	0	0	0	0	0	0
LTU	0	0	0	0	0	0	0	0	0	0
USA	3215	5799	4184	4084	1001	4077	1933	2382	1525	1312
E/DEU	0	0	0	0	0	0	0	0	0	0
E/DNK	0	0	0	0	0	0	0	0	0	0
E/ESP	0	0	0	0	0	0	0	0	0	0
E/FRA-M	0	0	0	0	0	0	0	0	0	0
E/GBR	0	0	0	0	0	0	0	0	0	0
E/IRL	0	0	0	0	0	0	0	0	0	0
E/ITA	0	0	0	0	0	2	0	0	0	0
E/PRT	0	0	0	0	0	0	0	0	0	0
OTHERS	0	0	0	0	0	0	55	28	0	0
TOTAL	3225	5880	4261	4290	1181	4143	2037	2469	1572	1326

Includes small quantities of blueback herring.

OTHERS: 1987 and 1988 = Netherlands.

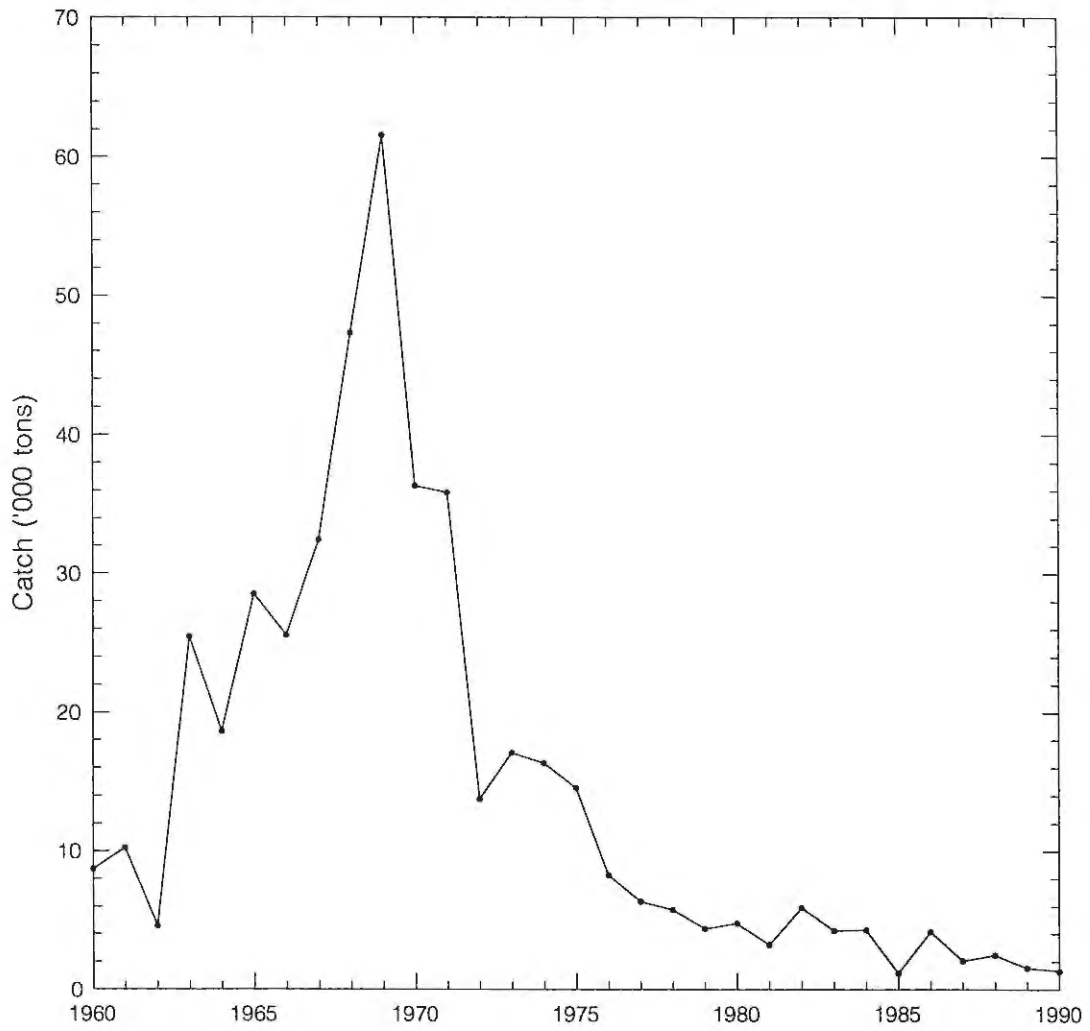


FIG. 60. NOMINAL CATCHES FOR ALEWIFE IN SUBAREAS 5+6.

TABLE 61. NOMINAL CATCHES FOR ARGENTINE IN DIV. 4VWX.

COUNTRY	1960	1961	1962	1963	1964	1965	1966	1967	1968	1969	1970
BGR	0	0	0	0	0	0	0	0	0	0	0
CAN	0	0	0	0	0	0	0	0	0	0	0
CUB	0	0	0	0	0	0	0	0	0	0	0
DDR	0	0	0	0	0	0	0	0	0	23	0
FRA-SP	0	0	0	0	0	0	0	0	0	0	0
FRO	0	0	0	0	0	0	0	0	0	0	0
GRL	0	0	0	0	0	0	0	0	0	0	0
ISL	0	0	0	0	0	0	0	0	0	0	0
JPN	0	0	0	0	0	0	0	42	1089	1256	2938
KOR-S	0	0	0	0	0	0	0	0	0	0	0
NOR	0	0	0	0	0	0	0	0	0	0	0
POL	0	0	0	0	0	0	0	0	0	0	0
ROM	0	0	0	0	0	0	0	0	0	0	0
SUN	0	0	0	8127	4943	5611	14983	4191	1589	4075	1615
RUS	0	0	0	0	0	0	0	0	0	0	0
EST	0	0	0	0	0	0	0	0	0	0	0
LVA	0	0	0	0	0	0	0	0	0	0	0
LTU	0	0	0	0	0	0	0	0	0	0	0
USA	0	0	0	0	0	0	0	0	0	0	0
E/DEU	0	0	0	0	0	0	0	0	0	0	0
E/DNK	0	0	0	0	0	0	0	0	0	0	0
E/ESP	0	0	0	0	0	0	0	0	0	0	0
E/FRA-M	0	0	0	0	0	0	0	0	0	0	0
E/GBR	0	0	0	0	0	0	0	0	0	0	0
E/IRL	0	0	0	0	0	0	0	0	0	0	0
E/ITA	0	0	0	0	0	0	0	0	0	0	0
E/PRT	0	0	0	0	0	0	0	0	0	0	0
OTHERS	0	0	0	0	0	0	0	0	0	0	0
TOTAL	0	0	0	8127	4943	5611	14983	4233	2678	5354	4553

COUNTRY	1971	1972	1973	1974	1975	1976	1977	1978	1979	1980
BGR	0	0	0	0	0	0	0	0	0	0
CAN	0	0	0	0	0	0	4	0	0	0
CUB	0	0	0	0	0	112	15	21	1	4
DDR	0	0	0	0	0	0	0	0	0	0
FRA-SP	0	0	0	0	0	0	0	0	0	0
FRO	0	0	0	0	0	0	0	0	0	0
GRL	0	0	0	0	0	0	0	0	0	0
ISL	0	0	0	0	0	0	0	0	0	0
JPN	3160	456	211	12	40	207	2115	1545	2407	1521
KOR-S	0	0	0	0	0	0	0	0	0	0
NOR	0	0	0	0	0	0	0	0	0	0
POL	0	0	0	0	0	0	0	0	0	0
ROM	0	0	0	0	0	0	0	0	0	0
SUN	3555	5412	1233	17484	14651	6631	219	330	232	528
RUS	0	0	0	0	0	0	0	0	0	0
EST	0	0	0	0	0	0	0	0	0	0
LVA	0	0	0	0	0	0	0	0	0	0
LTU	0	0	0	0	0	0	0	0	0	0
USA	0	0	0	0	0	0	0	0	0	0
E/DEU	0	0	0	0	0	0	136	1	0	0
E/DNK	0	0	0	0	0	0	0	0	0	0
E/ESP	0	0	0	0	0	0	0	0	0	0
E/FRA-M	0	0	0	0	0	0	0	0	0	0
E/GBR	0	0	0	0	0	0	0	0	0	0
E/IRL	0	0	0	0	3	60	0	0	0	0
E/ITA	0	0	0	0	0	0	0	0	0	0
E/PRT	0	0	0	0	0	0	0	0	0	0
OTHERS	0	0	0	0	0	0	0	0	0	0
TOTAL	6715	5868	1444	17496	14694	7010	2489	1897	2640	2053

COUNTRY	1981	1982	1983	1984	1985	1986	1987	1988	1989	1990
BGR	0	0	0	0	0	0	0	0	0	0
CAN	0	0	0	0	0	0	1	0	0	0
CUB	0	53	364	151	144	53	6	27	5	6
DDR	0	0	0	0	0	0	0	0	0	0
FRA-SP	0	0	0	0	0	0	0	0	0	0
FRO	0	0	0	0	0	0	0	0	0	0
GRL	0	0	0	0	0	0	0	0	0	0
ISL	0	0	0	0	0	0	0	0	0	0
JPN	298	163	148	8	23	42	51	9	3	11
KOR-S	0	0	0	0	0	0	0	0	0	0
NOR	0	0	0	0	0	0	0	0	0	0
POL	0	0	0	0	0	0	0	0	0	0
ROM	0	0	0	0	0	0	0	0	0	0
SUN	71	201	351	201	125	108	25	315	99	198
RUS	0	0	0	0	0	0	0	0	0	0
EST	0	0	0	0	0	0	0	0	0	0
LVA	0	0	0	0	0	0	0	0	0	0
LTU	0	0	0	0	0	0	0	0	0	0
USA	0	0	0	0	0	0	0	0	0	0
E/DEU	0	0	0	0	0	0	0	0	0	0
E/DNK	0	0	0	0	0	0	0	0	0	0
E/ESP	0	0	0	0	0	0	0	0	0	0
E/FRA-M	0	0	0	0	0	0	0	0	0	0
E/GBR	0	0	0	0	0	0	0	0	0	0
E/IRL	0	0	0	0	0	0	0	0	0	0
E/ITA	0	0	0	0	0	0	0	0	0	0
E/PRT	0	0	0	0	0	0	0	0	0	0
OTHERS	0	0	0	0	0	0	0	0	0	0
TOTAL	369	417	863	360	292	203	83	351	107	215

No catches reported as argentines prior to 1963.

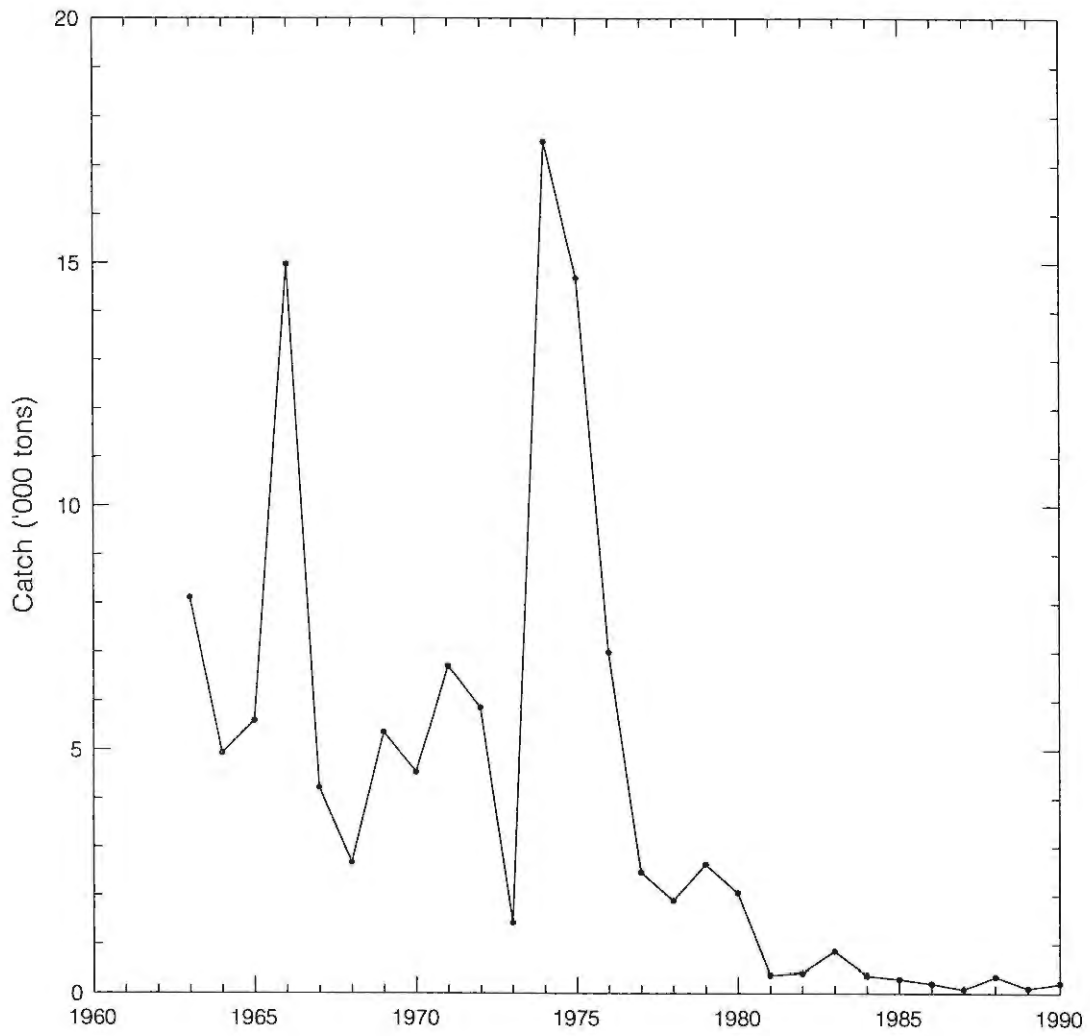


FIG. 61. NOMINAL CATCHES FOR ARGENTINE IN DIV. 4VWX.

TABLE 62. NOMINAL CATCHES FOR CAPELIN IN SUBAREA 2 + DIV. 3K.

COUNTRY	1960	1961	1962	1963	1964	1965	1966	1967	1968	1969	1970
BGR	0	0	0	0	0	0	0	0	0	0	0
CAN	1620	1733	1372	1136	1221	929	1216	774	1038	326	426
CUB	0	0	0	0	0	0	0	0	0	0	0
DDR	0	0	0	0	0	0	0	0	0	10	0
FRA-SP	0	0	0	0	0	0	0	0	0	0	0
FRG	0	0	0	0	0	0	0	0	0	0	0
GRL	0	0	0	0	0	0	0	0	0	0	0
ISL	0	0	0	0	0	0	0	0	0	0	0
JPN	0	0	0	0	0	0	0	0	0	0	0
KOR-S	0	0	0	0	0	0	0	0	0	0	0
NOR	0	0	0	0	0	0	0	0	0	0	0
POL	0	0	0	0	0	0	0	0	0	0	0
ROM	0	0	0	0	0	0	0	0	0	0	0
SUN	0	0	0	0	0	0	0	0	0	0	0
RUS	0	0	0	0	0	0	0	0	0	0	0
EST	0	0	0	0	0	0	0	0	0	0	0
LVA	0	0	0	0	0	0	0	0	0	0	0
LTU	0	0	0	0	0	0	0	0	0	0	0
USA	0	0	0	0	0	0	0	0	0	0	0
E/DEU	0	0	0	0	0	0	0	0	0	0	0
E/DNK	0	0	0	0	0	0	0	0	0	0	0
E/ESP	0	0	0	0	0	0	0	0	0	0	0
E/FRA-M	0	0	0	0	0	0	0	0	0	0	0
E/GBR	0	0	0	0	0	0	0	0	0	0	0
E/IRL	0	0	0	0	0	0	0	0	0	0	0
E/ITA	0	0	0	0	0	0	0	0	0	0	0
E/PRT	0	0	0	0	0	0	0	0	0	0	0
OTHERS	0	0	0	0	0	0	0	0	0	0	0
TOTAL	1620	1733	1372	1136	1221	929	1216	774	1038	336	426

COUNTRY	1971	1972	1973	1974	1975	1976	1977	1978	1979	1980
BGR	0	0	0	0	1394	0	2892	0	214	0
CAN	242	461	598	1343	698	1684	2136	2420	671	1354
CUB	0	0	0	0	0	0	5089	1351	227	0
DDR	0	11	0	0	7	0	1014	227	0	0
FRA-SP	0	0	0	0	0	0	0	0	0	0
FRG	0	0	0	0	0	0	0	0	0	0
GRL	0	0	0	0	0	0	0	0	0	0
ISL	0	0	0	0	0	0	0	0	0	0
JPN	0	0	0	0	62	51	870	69	0	0
KOR-S	0	0	0	0	0	0	0	0	0	0
NOR	0	(346)	0	16	2	0	0	0	0	0
POL	0	24	2356	5734	20267	10494	4282	1036	0	0
ROM	0	0	0	0	0	0	2610	2551	789	0
SUN	0	45127	133468	119846	175896	204097	133516	47294	9587	4795
RUS	0	0	0	0	0	0	0	0	0	0
EST	0	0	0	0	0	0	0	0	0	0
LVA	0	0	0	0	0	0	0	0	0	0
LTU	0	0	0	0	0	0	0	0	0	0
USA	0	0	0	0	0	0	0	0	0	0
E/DEU	0	0	0	0	0	0	0	0	0	0
E/DNK	0	0	0	0	0	0	0	0	0	0
E/ESP	0	0	0	0	0	0	0	0	0	0
E/FRA-M	0	0	0	0	0	0	0	0	0	0
E/GBR	0	0	0	0	0	0	0	0	0	0
E/IRL	0	0	0	0	0	0	0	0	0	0
E/ITA	0	0	0	0	0	0	0	0	0	0
E/PRT	0	0	0	0	175	0	0	0	0	0
OTHERS	0	0	0	0	0	0	0	0	0	0
TOTAL	242	45969	136422	126939	198501	216326	152409	54948	11488	6149

COUNTRY	1981	1982	1983	1984	1985	1986	1987	1988	1989	1990
BGR	0	0	0	0	0	0	0	0	0	0
CAN	1803	3868	3768	7118	7412	11803	8955	26820	27801	35141
CUB	0	0	0	0	0	0	0	0	0	0
DDR	0	0	0	0	0	0	0	0	0	0
FRA-SP	0	0	0	0	0	0	0	0	0	0
FRG	0	0	0	0	0	0	0	0	0	0
GRL	0	0	0	0	0	0	0	0	0	0
ISL	0	0	0	0	0	0	0	0	0	0
JPN	0	0	0	0	0	0	0	0	0	0
KOR-S	0	0	0	0	0	0	0	0	0	0
NOR	0	0	0	0	0	0	0	0	0	0
POL	0	0	0	0	0	0	0	0	0	0
ROM	0	0	0	0	0	0	0	0	0	0
SUN	10195	9677	10497	17366	16838	16757	31131	16825	22445	57154
RUS	0	0	0	0	0	0	0	0	0	0
EST	0	0	0	0	0	0	0	0	0	0
LVA	0	0	0	0	0	0	0	0	0	0
LTU	0	0	0	0	0	0	0	0	0	0
USA	0	0	0	0	0	0	0	0	0	0
E/DEU	0	0	0	0	0	0	0	0	0	0
E/DNK	0	0	0	0	0	0	0	0	0	0
E/ESP	0	0	0	0	0	0	0	0	0	0
E/FRA-M	0	0	0	0	0	0	0	0	0	0
E/GBR	0	0	0	0	0	0	0	0	0	0
E/IRL	0	0	0	0	0	0	0	0	0	0
E/ITA	0	0	0	0	0	0	0	0	0	0
E/PRT	0	0	0	0	0	0	0	0	0	0
OTHERS	0	0	0	0	0	0	0	0	0	0
TOTAL	11998	13545	14265	24484	24250	28560	40086	43645	50246	92295

For quantities in parentheses, nominal catches were not reported by divisions; these have been allocated on the basis of the catches by other countries which reported by divisions.

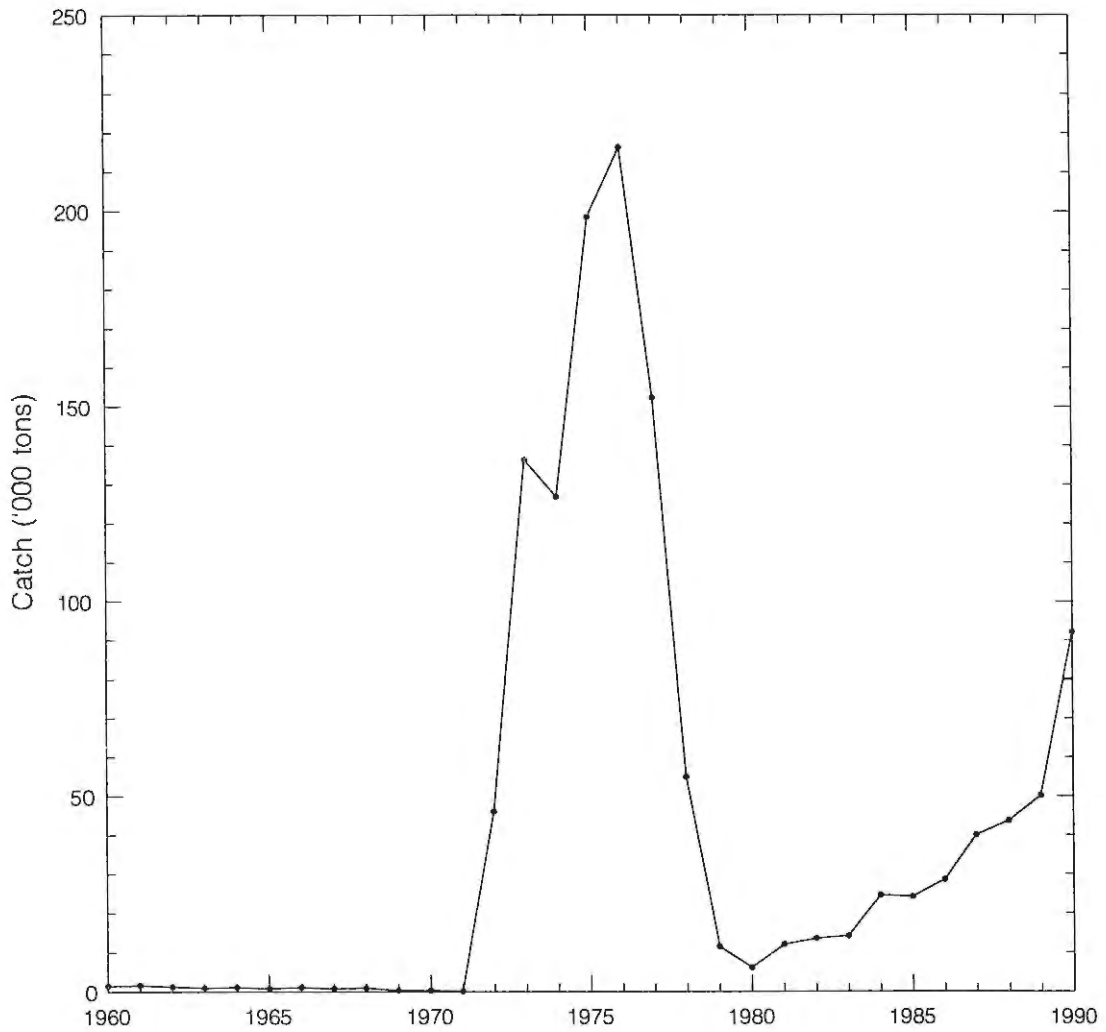


FIG. 62. NOMINAL CATCHES FOR CAPELIN IN SUBAREA 2 + DIV. 3K.

TABLE 63. NOMINAL CATCHES FOR CAPELIN IN DIV. 3NO.

COUNTRY	1960	1961	1962	1963	1964	1965	1966	1967	1968	1969	1970
BGR	0	0	0	0	0	0	0	0	0	0	0
CAN	0	0	0	0	0	0	0	0	0	0	0
CUB	0	0	0	0	0	0	0	0	0	0	0
DDR	0	0	0	0	0	0	0	0	0	0	0
FRA-SP	0	0	0	0	0	0	0	0	0	0	0
FRG	0	0	0	0	0	0	0	0	0	0	0
GRL	0	0	0	0	0	0	0	0	0	0	0
ISL	0	0	0	0	0	0	0	0	0	0	0
JPN	0	0	0	0	0	0	0	0	0	0	0
KOR-S	0	0	0	0	0	0	0	0	0	0	0
NOR	0	0	0	0	0	0	0	0	0	0	0
POL	0	0	0	0	0	0	0	0	0	0	0
ROM	0	0	0	0	0	0	0	0	0	0	0
SUN	0	0	0	0	0	0	0	0	0	0	0
RUS	0	0	0	0	0	0	0	0	0	0	0
EST	0	0	0	0	0	0	0	0	0	0	0
LVA	0	0	0	0	0	0	0	0	0	0	0
LTU	0	0	0	0	0	0	0	0	0	0	0
USA	0	0	0	0	0	0	0	0	0	0	0
E/DEU	0	0	0	0	0	0	0	0	0	0	0
E/DNK	0	0	0	0	0	0	0	0	0	0	0
E/ESP	0	0	0	0	0	0	0	0	0	0	0
E/FRA-M	0	0	0	0	0	0	0	0	0	0	0
E/GBR	0	0	0	0	0	0	0	0	0	0	0
E/IRL	0	0	0	0	0	0	0	0	0	0	0
E/ITA	0	0	0	0	0	0	0	0	0	0	0
E/PRT	0	0	0	0	0	0	0	0	0	0	0
OTHERS	0	0	0	0	0	0	0	0	0	0	0
TOTAL	0	0	0	0	0	0	0	0	0	0	0

COUNTRY	1971	1972	1973	1974	1975	1976	1977	1978	1979	1980
BGR	0	166	0	0	0	311	0	0	0	0
CAN	0	0	1658	3698	0	5233	36	0	0	0
CUB	0	0	0	0	0	0	700	0	0	0
DDR	0	0	0	0	0	0	0	56	0	0
FRA-SP	0	0	0	0	0	0	0	0	0	0
FRG	0	0	0	0	0	0	0	0	0	0
GRL	0	0	0	0	0	0	0	0	0	0
ISL	0	0	0	0	15814	8839	2994	116	0	0
JPN	0	0	0	0	2734	5007	3746	665	0	0
KOR-S	0	0	0	0	0	0	0	0	0	0
NOR	0	(261)	41293	43682	37477	23178	21499	4237	0	0
POL	0	0	203	0	4306	3778	401	7	0	0
ROM	0	0	0	0	0	0	0	0	0	0
SUN	750	20598	83721	48855	67704	63610	17322	119	0	0
RUS	0	0	0	0	0	0	0	0	0	0
EST	0	0	0	0	0	0	0	0	0	0
LVA	0	0	0	0	0	0	0	0	0	0
LTU	0	0	0	0	0	0	0	0	0	0
USA	0	0	0	0	0	0	0	0	0	0
E/DEU	0	0	0	0	0	0	0	0	0	0
E/DNK	0	0	0	0	0	0	0	0	0	0
E/ESP	0	0	0	4016	3748	0	0	0	0	0
E/FRA-M	0	0	0	0	0	0	0	0	0	0
E/GBR	0	0	0	0	0	0	0	0	0	0
E/IRL	0	0	0	0	0	230	0	0	0	0
E/ITA	0	0	0	0	0	0	0	0	0	0
E/PRT	0	0	0	500	0	0	0	0	0	0
OTHERS	0	0	0	0	0	0	0	0	0	0
TOTAL	750	21025	126875	100751	131783	110186	46698	5207	0	0

COUNTRY	1981	1982	1983	1984	1985	1986	1987	1988	1989	1990
BGR	0	0	0	0	0	0	0	0	0	0
CAN	0	0	0	0	0	0	0	0	0	0
CUB	0	0	0	0	3	0	0	0	0	85
DDR	0	0	0	0	0	0	0	0	0	0
FRA-SP	0	0	0	0	0	0	0	0	0	0
FRG	0	0	0	0	0	0	0	0	0	0
GRL	0	0	0	0	0	0	0	0	0	0
ISL	0	0	0	0	0	0	0	0	0	0
JPN	0	0	0	0	0	0	793	1395	2222	2054
KOR-S	0	0	0	0	0	0	0	0	0	0
NOR	0	0	0	0	0	0	0	1094	4085	8415
POL	0	0	0	0	0	0	0	0	0	0
ROM	0	0	0	0	0	0	0	0	0	0
SUN	0	0	0	0	0	0	14	4738	3189	14076
RUS	0	0	0	0	0	0	0	0	0	0
EST	0	0	0	0	0	0	0	0	0	0
LVA	0	0	0	0	0	0	0	0	0	0
LTU	0	0	0	0	0	0	0	0	0	0
USA	0	0	0	0	0	0	0	0	0	0
E/DEU	0	0	0	0	0	0	0	0	0	0
E/DNK	0	0	0	0	0	0	0	0	0	0
E/ESP	0	0	0	0	0	0	0	0	0	0
E/FRA-M	0	0	0	0	0	0	0	0	0	0
E/GBR	0	0	0	0	0	0	0	0	0	0
E/IRL	0	0	0	0	0	0	0	0	0	0
E/ITA	0	0	0	0	0	0	0	0	0	0
E/PRT	0	0	0	0	0	0	0	0	0	0
OTHERS	0	0	0	0	0	0	0	0	0	0
TOTAL	0	0	0	0	3	0	807	7227	9496	24630

For quantities in parentheses, nominal catches were not reported by divisions; these have been allocated on the basis of the catches by other countries which reported by divisions.

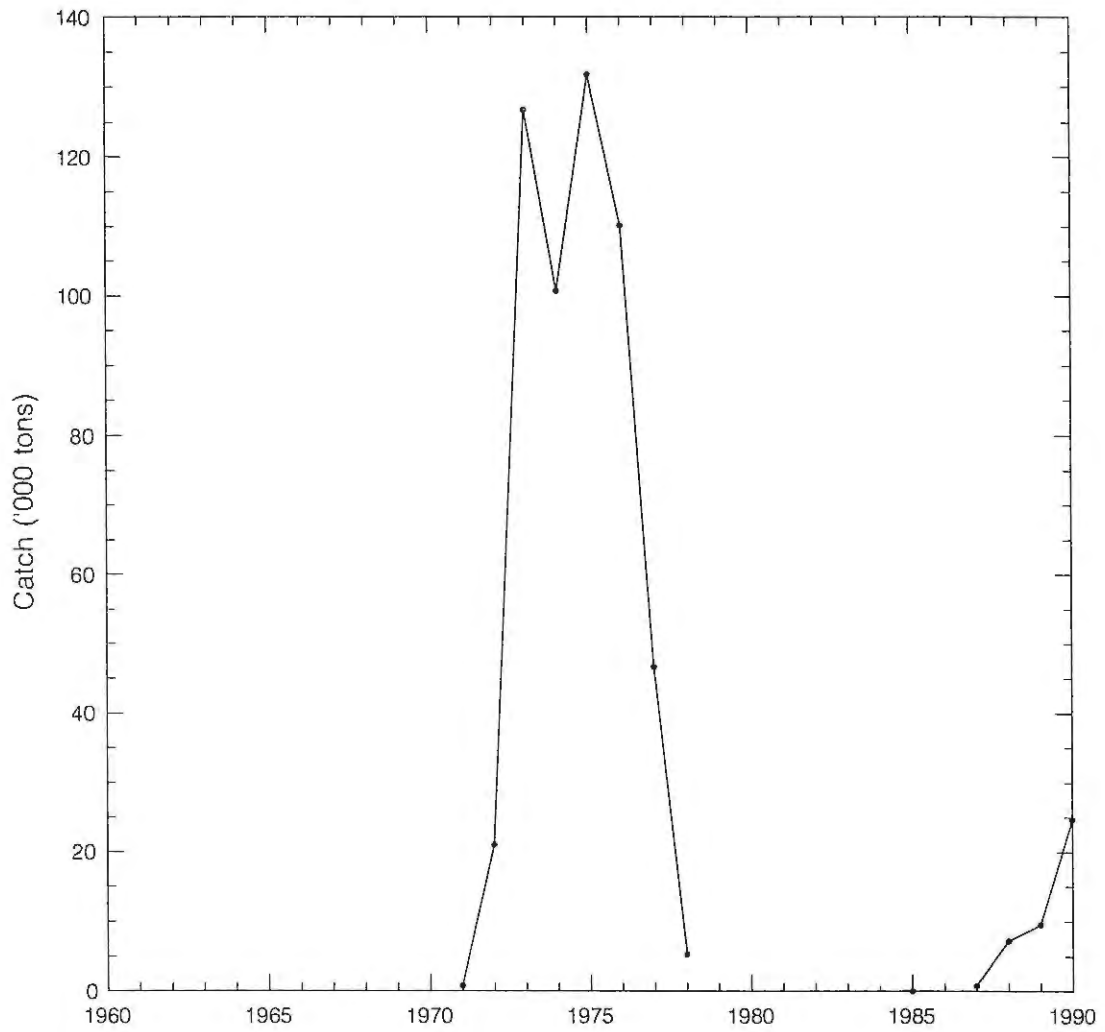


FIG. 63. NOMINAL CATCHES FOR CAPELIN IN DIV. 3NO.

TABLE 64. NOMINAL CATCHES FOR CAPELIN IN DIV. 3LNO.

COUNTRY	1960	1961	1962	1963	1964	1965	1966	1967	1968	1969	1970
BGR	0	0	0	0	0	0	0	0	0	0	0
CAN	4435	2250	1884	3006	2515	2676	2471	1736	1327	1582	2266
CUB	0	0	0	0	0	0	0	0	0	0	0
DDR	0	0	0	0	0	0	0	0	0	0	0
FRA-SP	0	0	0	0	0	0	0	0	0	0	0
FRO	0	0	0	0	0	0	0	0	0	0	0
GRL	0	0	0	0	0	0	0	0	0	0	0
ISL	0	0	0	0	0	0	0	0	0	0	0
JPN	0	0	0	0	0	0	0	0	0	0	0
KOR-S	0	0	0	0	0	0	0	0	0	0	0
NOR	0	0	0	0	0	0	0	0	0	0	0
POL	0	0	0	0	0	0	0	0	0	0	0
ROM	0	0	0	0	0	0	0	0	0	0	0
SUN	0	0	0	0	0	0	0	0	0	0	0
RUS	0	0	0	0	0	0	0	0	0	0	0
EST	0	0	0	0	0	0	0	0	0	0	0
LVA	0	0	0	0	0	0	0	0	0	0	0
LTU	0	0	0	0	0	0	0	0	0	0	0
USA	0	0	0	0	0	0	0	0	0	0	0
E/DEU	0	0	0	0	0	0	0	0	0	0	0
E/DNK	0	0	0	0	0	0	0	0	0	0	0
E/ESP	0	0	0	0	0	0	0	0	0	0	0
E/FRA-M	0	0	0	0	0	0	0	0	0	0	0
E/GBR	0	0	0	0	0	0	0	0	0	0	0
E/IRL	0	0	0	0	0	0	0	0	0	0	0
E/ITA	0	0	0	0	0	0	0	0	0	0	0
E/PRT	0	0	0	0	0	0	0	0	0	0	0
OTHERS	0	0	0	0	0	0	0	0	0	0	0
TOTAL	4435	2250	1884	3006	2515	2676	2471	1736	1327	1582	2266

COUNTRY	1971	1972	1973	1974	1975	1976	1977	1978	1979	1980
BGR	0	166	0	0	0	1271	578	25	0	0
CAN	870	811	4178	11445	2234	7800	5306	6420	12316	14447
CUB	0	0	0	0	0	0	700	63	0	0
DDR	0	0	0	0	0	0	0	177	0	0
FRA-SP	0	0	0	0	0	0	0	0	0	0
FRO	0	0	0	0	0	0	0	0	0	0
GRL	0	0	0	0	0	0	0	0	0	0
ISL	0	0	0	0	15814	8839	3394	360	0	0
JPN	0	0	0	0	2819	5034	3958	789	0	0
KOR-S	0	0	0	0	0	0	0	0	0	0
NOR	0	(274)	41293	43964	37477	23178	21499	5070	0	0
POL	0	0	712	3742	4608	4627	1018	502	0	0
ROM	0	0	0	0	0	0	0	112	0	0
SUN	750	21028	84568	91797	98245	93030	37047	16394	0	0
RUS	0	0	0	0	0	0	0	0	0	0
EST	0	0	0	0	0	0	0	0	0	0
LVA	0	0	0	0	0	0	0	0	0	0
LTU	0	0	0	0	0	0	0	0	0	0
USA	0	0	0	0	0	0	0	0	0	0
E/DEU	0	0	0	0	0	0	0	0	0	0
E/DNK	0	0	0	0	0	0	0	0	0	0
E/ESP	0	0	0	4016	4284	0	0	0	0	0
E/FRA-M	0	0	0	0	0	0	0	0	0	0
E/GBR	0	0	0	0	0	0	0	0	0	0
E/IRL	0	0	0	0	0	230	0	0	0	0
E/ITA	0	0	0	0	0	0	0	0	0	0
E/PRT	0	0	0	3500	399	0	0	0	0	0
OTHERS	0	0	0	0	0	0	0	0	0	0
TOTAL	1620	22279	130751	158464	165880	144009	73500	29912	12316	14447

COUNTRY	1981	1982	1983	1984	1985	1986	1987	1988	1989	1990
BGR	0	0	0	0	0	0	0	0	0	0
CAN	24440	27436	25074	33261	25451	48427	19481	53588	51634	47992
CUB	0	0	0	0	3	0	0	0	0	85
DDR	0	0	0	0	0	0	0	0	0	0
FRA-SP	0	0	0	0	0	0	0	0	0	0
FRO	0	0	0	0	0	0	0	0	0	0
GRL	0	0	0	0	0	0	0	0	0	0
ISL	0	0	0	0	0	0	0	0	0	0
JPN	0	0	0	0	0	0	793	1395	2222	2054
KOR-S	0	0	0	0	0	0	0	0	0	0
NOR	0	0	0	0	0	0	0	1094	4085	8415
POL	0	0	0	0	0	0	0	0	0	0
ROM	0	0	0	0	0	0	0	0	0	0
SUN	0	0	0	0	0	0	36	4784	3273	14092
RUS	0	0	0	0	0	0	0	0	0	0
EST	0	0	0	0	0	0	0	0	0	0
LVA	0	0	0	0	0	0	0	0	0	0
LTU	0	0	0	0	0	0	0	0	0	0
USA	0	0	0	0	0	0	0	0	0	0
E/DEU	0	0	0	0	0	0	0	0	0	0
E/DNK	0	0	0	0	0	0	0	0	0	0
E/ESP	0	0	0	0	0	0	0	0	0	0
E/FRA-M	0	0	0	0	0	0	0	0	0	0
E/GBR	0	0	0	0	0	0	0	0	0	0
E/IRL	0	0	0	0	0	0	0	0	0	0
E/ITA	0	0	0	0	0	0	0	0	0	0
E/PRT	0	0	0	0	0	0	0	0	0	0
OTHERS	0	0	0	0	0	0	0	0	0	0
TOTAL	24440	27436	25074	33261	25454	48427	20310	60861	61214	72638

For quantities in parentheses, nominal catches were not reported by divisions; these have been allocated on the basis of the catches by other countries which reported by divisions.

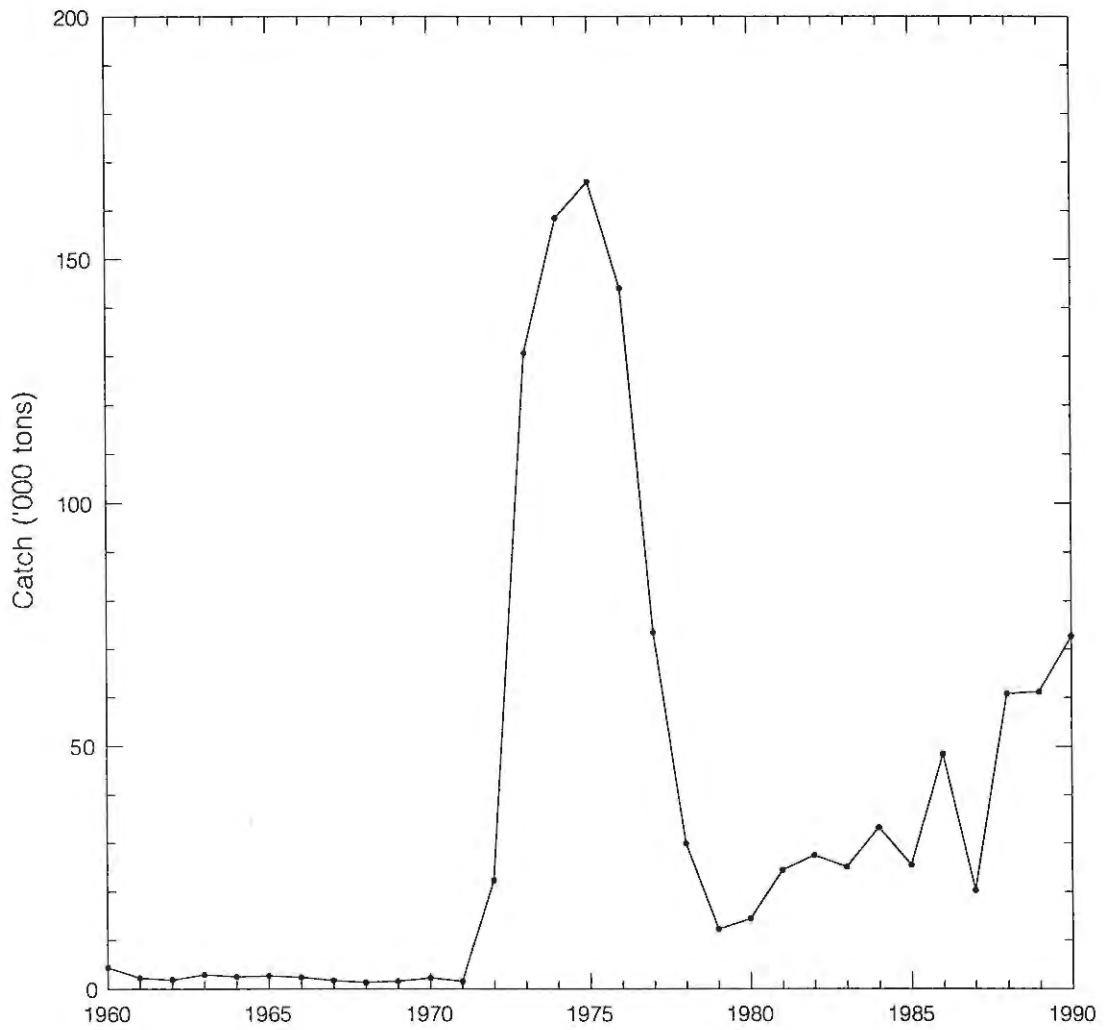


FIG. 64. NOMINAL CATCHES FOR CAPELIN IN DIV. 3LNO.

TABLE 65. NOMINAL CATCHES FOR CAPELIN IN DIV. 3L.

COUNTRY	1960	1961	1962	1963	1964	1965	1966	1967	1968	1969	1970
BGR	0	0	0	0	0	0	0	0	0	0	0
CAN	4435	2250	1884	3006	2515	2676	2471	1736	1327	1582	2266
CUB	0	0	0	0	0	0	0	0	0	0	0
DDR	0	0	0	0	0	0	0	0	0	0	0
FRA-SP	0	0	0	0	0	0	0	0	0	0	0
FRO	0	0	0	0	0	0	0	0	0	0	0
GRL	0	0	0	0	0	0	0	0	0	0	0
ISL	0	0	0	0	0	0	0	0	0	0	0
JPN	0	0	0	0	0	0	0	0	0	0	0
KOR-S	0	0	0	0	0	0	0	0	0	0	0
NOR	0	0	0	0	0	0	0	0	0	0	0
POL	0	0	0	0	0	0	0	0	0	0	0
ROM	0	0	0	0	0	0	0	0	0	0	0
SUN	0	0	0	0	0	0	0	0	0	0	0
RUS	0	0	0	0	0	0	0	0	0	0	0
EST	0	0	0	0	0	0	0	0	0	0	0
LVA	0	0	0	0	0	0	0	0	0	0	0
LTU	0	0	0	0	0	0	0	0	0	0	0
USA	0	0	0	0	0	0	0	0	0	0	0
E/DEU	0	0	0	0	0	0	0	0	0	0	0
E/DNK	0	0	0	0	0	0	0	0	0	0	0
E/ESP	0	0	0	0	0	0	0	0	0	0	0
E/FRA-M	0	0	0	0	0	0	0	0	0	0	0
E/GBR	0	0	0	0	0	0	0	0	0	0	0
E/IRL	0	0	0	0	0	0	0	0	0	0	0
E/ITA	0	0	0	0	0	0	0	0	0	0	0
E/PRT	0	0	0	0	0	0	0	0	0	0	0
OTHERS	0	0	0	0	0	0	0	0	0	0	0
TOTAL	4435	2250	1884	3006	2515	2676	2471	1736	1327	1582	2266

COUNTRY	1971	1972	1973	1974	1975	1976	1977	1978	1979	1980
BGR	0	0	0	0	0	960	578	25	0	0
CAN	870	811	2520	7747	2234	2567	5270	6420	12316	14447
CUB	0	0	0	0	0	0	0	63	0	0
DDR	0	0	0	0	0	0	0	121	0	0
FRA-SP	0	0	0	0	0	0	0	0	0	0
FRO	0	0	0	0	0	0	0	0	0	0
GRL	0	0	0	0	0	0	0	0	0	0
ISL	0	0	0	0	0	0	400	244	0	0
JPN	0	0	0	0	85	27	212	124	0	0
KOR-S	0	0	0	0	0	0	0	0	0	0
NOR	0	(13)	0	282	0	0	0	833	0	0
POL	0	0	509	3742	302	849	617	495	0	0
ROM	0	0	0	0	0	0	0	105	0	0
SUN	0	430	847	42942	30541	29420	19725	16275	0	0
RUS	0	0	0	0	0	0	0	0	0	0
EST	0	0	0	0	0	0	0	0	0	0
LVA	0	0	0	0	0	0	0	0	0	0
LTU	0	0	0	0	0	0	0	0	0	0
USA	0	0	0	0	0	0	0	0	0	0
E/DEU	0	0	0	0	0	0	0	0	0	0
E/DNK	0	0	0	0	0	0	0	0	0	0
E/ESP	0	0	0	0	536	0	0	0	0	0
E/FRA-M	0	0	0	0	0	0	0	0	0	0
E/GBR	0	0	0	0	0	0	0	0	0	0
E/IRL	0	0	0	0	0	0	0	0	0	0
E/ITA	0	0	0	0	0	0	0	0	0	0
E/PRT	0	0	0	3000	399	0	0	0	0	0
OTHERS	0	0	0	0	0	0	0	0	0	0
TOTAL	870	1254	3876	57713	34097	33823	26802	24705	12316	14447

COUNTRY	1981	1982	1983	1984	1985	1986	1987	1988	1989	1990
BGR	0	0	0	0	0	0	0	0	0	0
CAN	24440	27436	25074	33261	25451	48427	19481	53588	51634	47992
CUB	0	0	0	0	0	0	0	0	0	0
DDR	0	0	0	0	0	0	0	0	0	0
FRA-SP	0	0	0	0	0	0	0	0	0	0
FRO	0	0	0	0	0	0	0	0	0	0
GRL	0	0	0	0	0	0	0	0	0	0
ISL	0	0	0	0	0	0	0	0	0	0
JPN	0	0	0	0	0	0	0	0	0	0
KOR-S	0	0	0	0	0	0	0	0	0	0
NOR	0	0	0	0	0	0	0	0	0	0
POL	0	0	0	0	0	0	0	0	0	0
ROM	0	0	0	0	0	0	0	0	0	0
SUN	0	0	0	0	0	0	22	46	84	16
RUS	0	0	0	0	0	0	0	0	0	0
EST	0	0	0	0	0	0	0	0	0	0
LVA	0	0	0	0	0	0	0	0	0	0
LTU	0	0	0	0	0	0	0	0	0	0
USA	0	0	0	0	0	0	0	0	0	0
E/DEU	0	0	0	0	0	0	0	0	0	0
E/DNK	0	0	0	0	0	0	0	0	0	0
E/ESP	0	0	0	0	0	0	0	0	0	0
E/FRA-M	0	0	0	0	0	0	0	0	0	0
E/GBR	0	0	0	0	0	0	0	0	0	0
E/IRL	0	0	0	0	0	0	0	0	0	0
E/ITA	0	0	0	0	0	0	0	0	0	0
E/PRT	0	0	0	0	0	0	0	0	0	0
OTHERS	0	0	0	0	0	0	0	0	0	0
TOTAL	24440	27436	25074	33261	25451	48427	19503	53634	51718	48008

For quantities in parentheses, nominal catches were not reported by divisions; these have been allocated on the basis of the catches by other countries which reported by divisions.

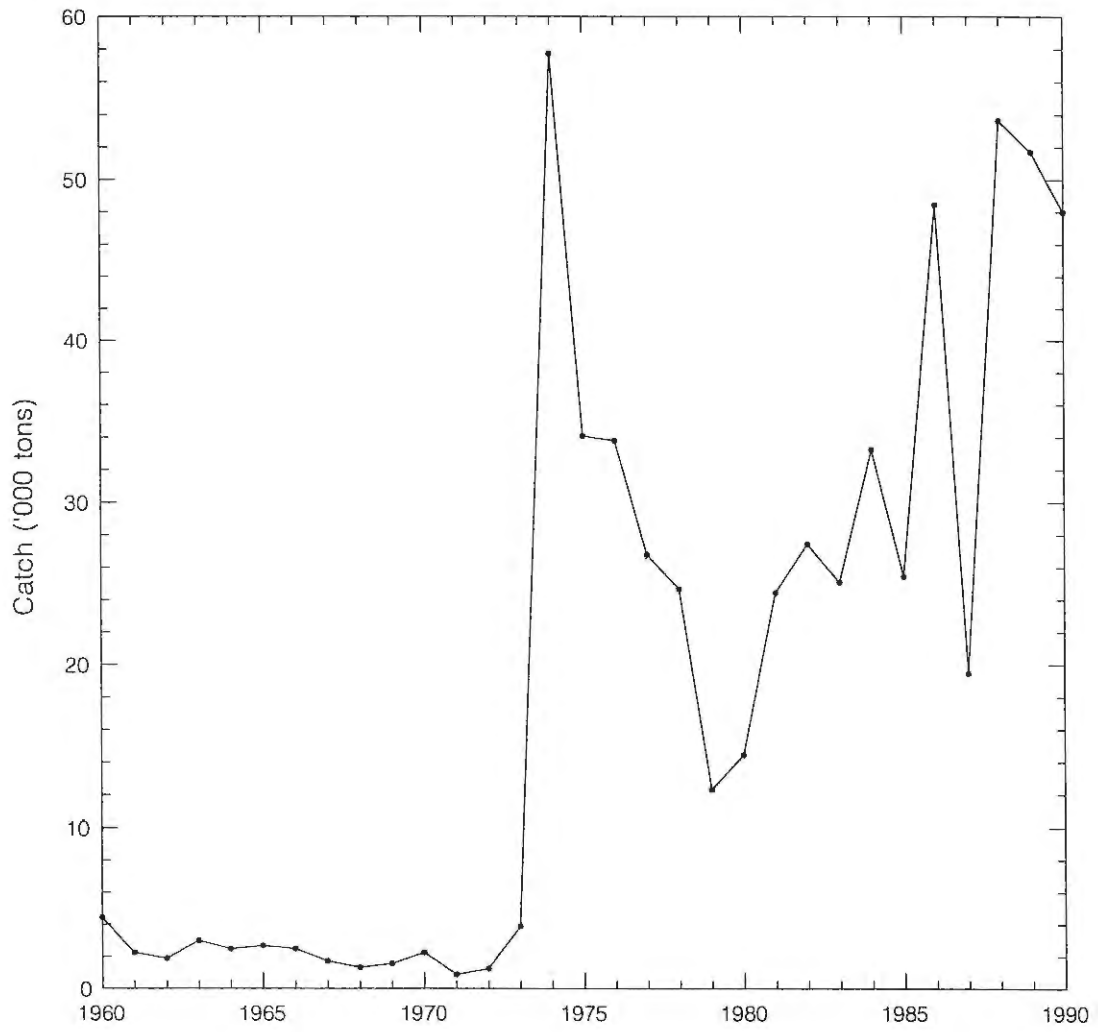


FIG. 65. NOMINAL CATCHES FOR CAPELIN IN DIV. 3L.

TABLE 66. NOMINAL CATCHES FOR OTHER FINFISH IN SUBAREAS 5+6.

COUNTRY	1960	1961	1962	1963	1964	1965	1966	1967	1968	1969	1970
BGR	0	0	0	0	0	0	0	0	0	1203	1591
CAN	11	25	147	266	380	584	1535	2474	1766	1022	1028
CUB	0	0	0	0	0	0	0	0	0	126	0
DDR	0	0	0	0	0	0	1042	489	592	10685	2586
FRA-SP	0	0	0	0	0	0	0	0	1	0	0
FRO	0	0	0	0	0	0	0	0	0	0	0
GRL	0	0	0	0	0	0	0	0	0	0	0
ISL	0	0	0	0	0	0	0	0	0	0	0
JPN	0	0	0	12	0	0	0	10	1209	3009	3075
KOR-S	0	0	0	0	0	0	0	0	0	0	0
NOR	0	0	0	0	0	0	0	0	0	0	0
POL	0	0	4	0	637	1115	1304	2008	1829	10847	7394
ROM	0	0	0	0	0	345	304	196	551	41	205
SUN	0	902	8146	12155	22497	21469	63531	12580	42851	62483	17404
RUS	0	0	0	0	0	0	0	0	0	0	0
EST	0	0	0	0	0	0	0	0	0	0	0
LVA	0	0	0	0	0	0	0	0	0	0	0
LTU	0	0	0	0	0	0	0	0	0	0	0
USA	28446	33129	35095	117286	115896	106681	75185	61409	51702	46269	43668
E/DEU	0	0	0	0	0	0	0	27	304	20	31
E/DNK	0	0	0	0	0	0	0	0	0	0	0
E/ESP	0	0	0	0	2	0	0	0	0	6	63
E/FRA-M	0	0	0	0	0	0	0	0	0	0	0
E/GBR	0	0	0	0	11	0	4	3	0	0	0
E/IRL	0	0	0	0	0	0	0	0	0	0	0
E/ITA	0	0	0	0	0	0	0	0	0	0	0
E/PRT	0	0	0	0	0	0	0	0	0	0	0
OTHERS	0	0	0	0	0	0	0	0	0	0	0
TOTAL	28457	34056	43392	129719	139423	130194	142905	79196	100805	135711	77045

COUNTRY	1971	1972	1973	1974	1975	1976	1977	1978	1979	1980
BGR	5797	7004	228	2592	2415	18	399	0	0	0
CAN	1315	891	782	841	671	608	730	942	968	1310
CUB	740	586	0	0	470	756	239	0	0	57
DDR	1656	1075	12032	135	196	21	6	0	0	0
FRA-SP	0	0	0	0	0	0	0	0	0	0
FRO	0	0	0	0	0	0	0	0	0	0
GRL	0	0	0	0	0	0	0	0	0	0
ISL	0	0	0	0	0	0	0	0	0	0
JPN	7614	3113	2455	831	1128	191	441	145	258	464
KOR-S	0	0	0	0	0	0	243	0	0	0
NOR	0	0	0	0	0	0	0	0	0	0
POL	16524	7557	7716	5352	2775	3816	1641	0	0	38
ROM	2014	253	618	112	4	147	37	28	29	0
SUN	42591	98322	50568	44374	35912	16601	10539	2416	850	0
RUS	0	0	0	0	0	0	0	0	0	0
EST	0	0	0	0	0	0	0	0	0	0
LVA	0	0	0	0	0	0	0	0	0	0
LTU	0	0	0	0	0	0	0	0	0	0
USA	36570	32187	45499	48221	49127	49071	59051	63125	66982	64304
E/DEU	57	170	1611	29	1478	2345	0	0	0	0
E/DNK	0	0	0	0	0	0	0	0	0	0
E/ESP	15	253	93	207	422	217	346	362	407	480
E/FRA-M	0	0	19	13	21	51	0	0	0	0
E/GBR	0	0	0	6	0	0	0	0	0	0
E/IRL	0	0	0	0	68	44	12	0	0	0
E/ITA	0	0	375	0	119	1332	603	739	600	721
E/PRT	0	0	0	0	0	0	0	0	0	0
OTHERS	0	0	0	0	0	0	0	33	467	104
TOTAL	114893	151411	121996	102713	94806	75218	74287	67790	70561	67478

COUNTRY	1981	1982	1983	1984	1985	1986	1987	1988	1989	1990
BGR	0	0	0	0	0	0	0	0	0	0
CAN	2792	2496	1668	2020	2673	1544	1707	2014	2625	2729
CUB	0	0	0	0	0	0	0	0	0	0
DDR	0	0	14	2	6	110	36	161	67	58
FRA-SP	0	0	0	0	0	0	0	0	0	0
FRO	0	0	0	0	0	0	0	0	0	0
GRL	0	0	0	0	0	0	0	0	0	0
ISL	0	0	0	0	0	0	0	0	0	0
JPN	594	524	143	148	212	126	0	0	0	0
KOR-S	0	0	0	0	0	0	0	0	0	0
NOR	0	0	0	0	0	0	0	0	0	0
POL	34	106	164	46	183	29	9	104	127	0
ROM	0	0	0	0	0	0	0	0	0	0
SUN	584	66	138	221	0	0	2012	0	0	0
RUS	0	0	0	0	0	0	0	0	0	0
EST	0	0	0	0	0	0	0	0	0	0
LVA	0	0	0	0	0	0	0	0	0	0
LTU	0	0	0	0	0	0	0	0	0	0
USA	62163	58209	56937	54538	52641	47135	53634	62061	57371	72312
E/DEU	0	0	0	0	0	0	0	0	0	0
E/DNK	0	0	0	0	0	0	0	0	0	0
E/ESP	1193	1612	241	165	962	177	0	0	0	0
E/FRA-M	0	0	0	0	0	0	0	0	0	0
E/GBR	0	0	0	0	0	0	0	0	0	0
E/IRL	0	0	0	0	0	0	0	0	0	0
E/ITA	1524	930	851	660	513	750	15	0	0	0
E/PRT	0	0	0	0	0	0	0	0	0	0
OTHERS	0	0	0	0	0	0	84	161	0	0
TOTAL	68884	63943	60158	57800	57190	49871	57497	64501	60190	75099

FINFISH = All finfish except TAC species in Subareas 5 and 6 and also excluding menhaden, billfishes, tunas and large sharks.

OTHERS: 1978, 1979 and 1980 = Mexico; 1987 and 1988 = Netherlands.

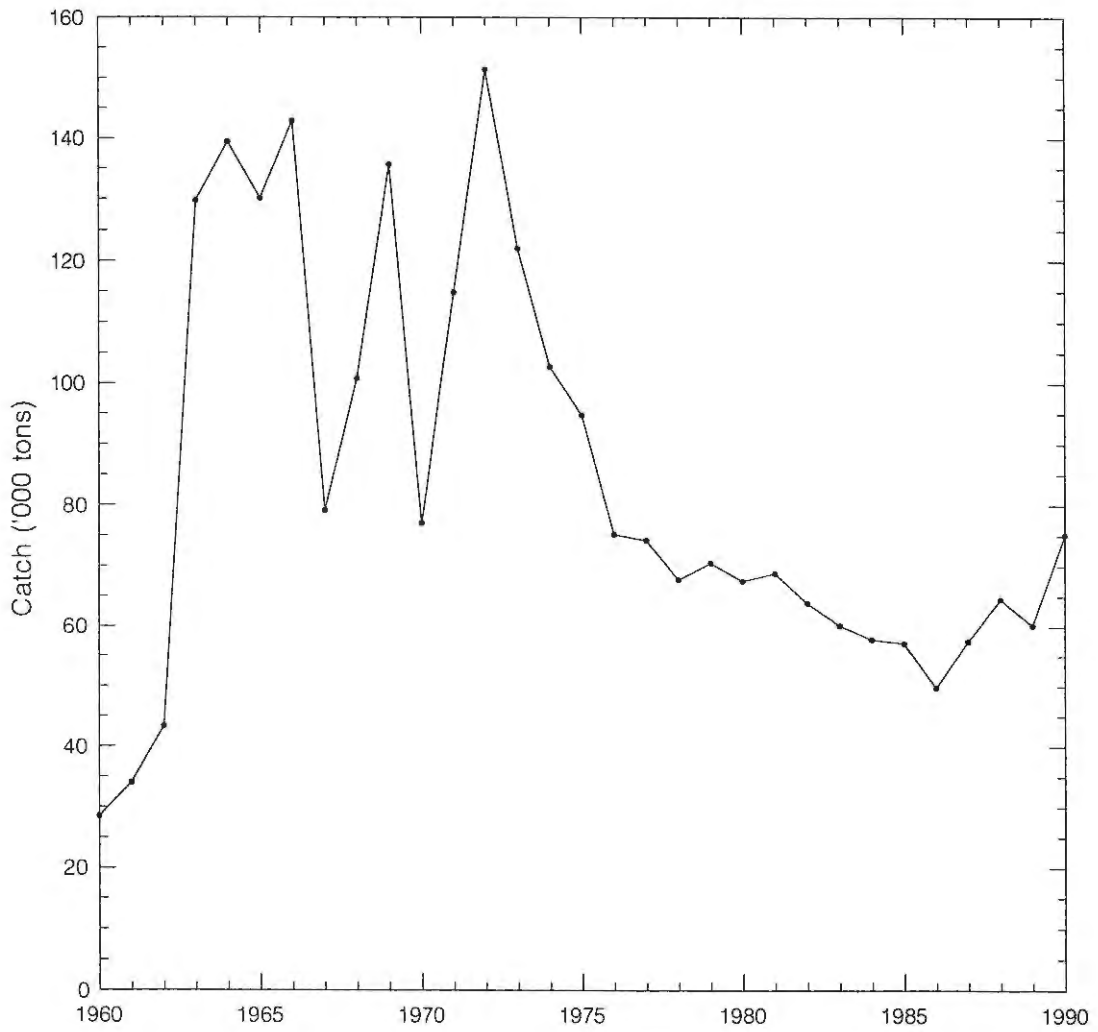


FIG. 66. NOMINAL CATCHES FOR OTHER FINFISH IN SUBAREAS 5+6.

TABLE 67. NOMINAL CATCHES FOR SQUID-*LOLIGO* IN SUBAREAS 5+6.

COUNTRY	1960	1961	1962	1963	1964	1965	1966	1967	1968	1969	1970
BGR	0	0	0	0	0	0	0	0	0	0	0
CAN	0	0	0	0	0	0	0	0	0	0	0
CUB	0	0	0	0	0	0	0	0	0	1	0
DDR	0	0	0	0	0	0	0	0	0	0	0
FRA-SP	0	0	0	0	0	0	0	0	0	0	0
FRO	0	0	0	0	0	0	0	0	0	0	0
GRL	0	0	0	0	0	0	0	0	0	0	0
ISL	0	0	0	0	0	0	0	5	177	7125	13250
JPN	0	0	0	0	0	0	0	0	0	0	0
KOR-S	0	0	0	0	0	0	0	0	0	0	0
NOR	0	0	0	0	0	0	0	0	0	0	0
POL	0	0	0	0	0	0	0	0	0	0	0
ROM	0	0	0	0	0	0	0	0	0	0	0
SUN	0	0	0	0	0	0	0	0	0	0	0
RUS	0	0	0	0	0	0	0	0	0	0	0
EST	0	0	0	0	0	0	0	0	0	0	0
LVA	0	0	0	0	0	0	0	0	0	0	0
LTU	0	0	0	0	0	0	0	0	0	0	0
USA	0	0	0	0	0	0	0	0	0	0	0
E/DEU	0	0	0	0	0	0	0	0	0	0	0
E/DNK	0	0	0	0	0	0	0	0	0	0	0
E/ESP	0	0	0	0	0	0	0	0	0	0	2790
E/FRA-M	0	0	0	0	0	0	0	0	0	0	0
E/GBR	0	0	0	0	0	0	0	0	0	0	0
E/IRL	0	0	0	0	0	0	0	0	0	0	0
E/ITA	0	0	0	0	0	0	0	0	0	0	0
E/PRT	0	0	0	0	0	0	0	0	0	0	0
OTHERS	0	0	0	0	0	0	0	0	0	0	0
TOTAL	0	0	0	0	0	0	0	5	177	7126	16040

COUNTRY	1971	1972	1973	1974	1975	1976	1977	1978	1979	1980
BGR	10	20	46	172	34	23	8	0	0	0
CAN	0	0	0	27	0	0	18	0	0	0
CUB	0	0	0	0	30	257	28	0	0	1
DDR	0	0	0	0	16	317	9	0	0	0
FRA-SP	0	0	0	0	0	0	0	0	0	0
FRO	0	0	0	0	0	0	0	0	0	0
GRL	0	0	0	0	0	0	0	0	0	0
ISL	0	0	0	0	0	0	0	0	0	0
JPN	10426	16293	14459	13493	10748	5029	7834	2290	3099	6033
KOR-S	0	0	0	0	0	0	0	0	0	0
NOR	0	0	0	0	0	0	0	0	0	0
POL	0	164	911	1706	3785	1706	232	0	0	3
ROM	0	66	150	3	0	13	0	17	14	0
SUN	0	0	0	0	0	832	7	6	9	0
RUS	0	0	0	0	0	0	0	0	0	0
EST	0	0	0	0	0	0	0	0	0	0
LVA	0	0	0	0	0	0	0	0	0	0
LTU	0	0	0	0	0	0	0	0	0	0
USA	0	0	0	0	19	1230	856	725	3896	3744
E/DEU	0	463	1641	0	27	22	0	0	0	0
E/DNK	0	0	0	0	0	0	0	0	0	0
E/ESP	3446	5667	11148	9375	7698	9137	5273	4640	4664	7569
E/FRA-M	0	288	793	0	0	0	0	0	0	0
E/GBR	0	0	0	0	0	0	0	0	0	0
E/IRL	0	0	0	0	1660	1042	250	0	0	0
E/ITA	0	2000	2360	3280	3390	3304	2243	1363	2065	2956
E/PRT	0	0	0	0	0	0	0	0	0	0
OTHERS	0	0	0	0	0	0	1053	3573	3188	0
TOTAL	13882	24961	31508	28056	27407	22912	16758	10094	17320	23494

COUNTRY	1981	1982	1983	1984	1985	1986	1987	1988	1989	1990
BGR	0	0	0	0	0	0	0	0	0	0
CAN	0	0	0	0	0	0	0	0	0	0
CUB	0	0	0	0	0	0	0	0	0	0
DDR	0	0	0	0	0	2	0	1	1	0
FRA-SP	0	0	0	0	0	0	0	0	0	0
FRO	0	0	0	0	0	0	0	0	0	0
GRL	0	0	0	0	0	0	0	0	0	0
ISL	0	0	0	0	0	0	0	0	0	0
JPN	4355	2728	1807	1808	164	134	0	0	0	0
KOR-S	0	0	0	0	0	0	0	0	0	0
NOR	0	0	0	0	0	0	0	0	0	0
POL	1	0	0	1	0	0	0	0	0	0
ROM	0	0	0	0	0	0	0	0	0	0
SUN	0	0	0	0	0	0	0	0	0	0
RUS	0	0	0	0	0	0	0	0	0	0
EST	0	0	0	0	0	0	0	0	0	0
LVA	0	0	0	0	0	0	0	0	0	0
LTU	0	0	0	0	0	0	0	0	0	0
USA	2090	4670	13762	10792	10124	12652	11440	19433	23651	14966
E/DEU	0	0	0	0	0	0	0	0	0	0
E/DNK	0	0	0	0	0	0	0	0	0	0
E/ESP	11098	8634	3323	3130	3689	2113	0	0	0	0
E/FRA-M	0	0	0	0	0	0	0	0	0	0
E/GBR	0	0	0	0	0	0	0	0	0	0
E/IRL	0	0	0	0	0	0	0	0	0	0
E/ITA	4758	4420	6699	6089	2643	1545	0	0	0	0
E/PRT	0	0	0	0	0	0	0	0	0	0
OTHERS	0	0	0	0	0	0	1	0	0	0
TOTAL	22302	20452	25591	21820	16620	16446	11440	19435	23652	14966

OTHERS: 1978, 1979 and 1980 = Mexico; 1988 = Netherlands.

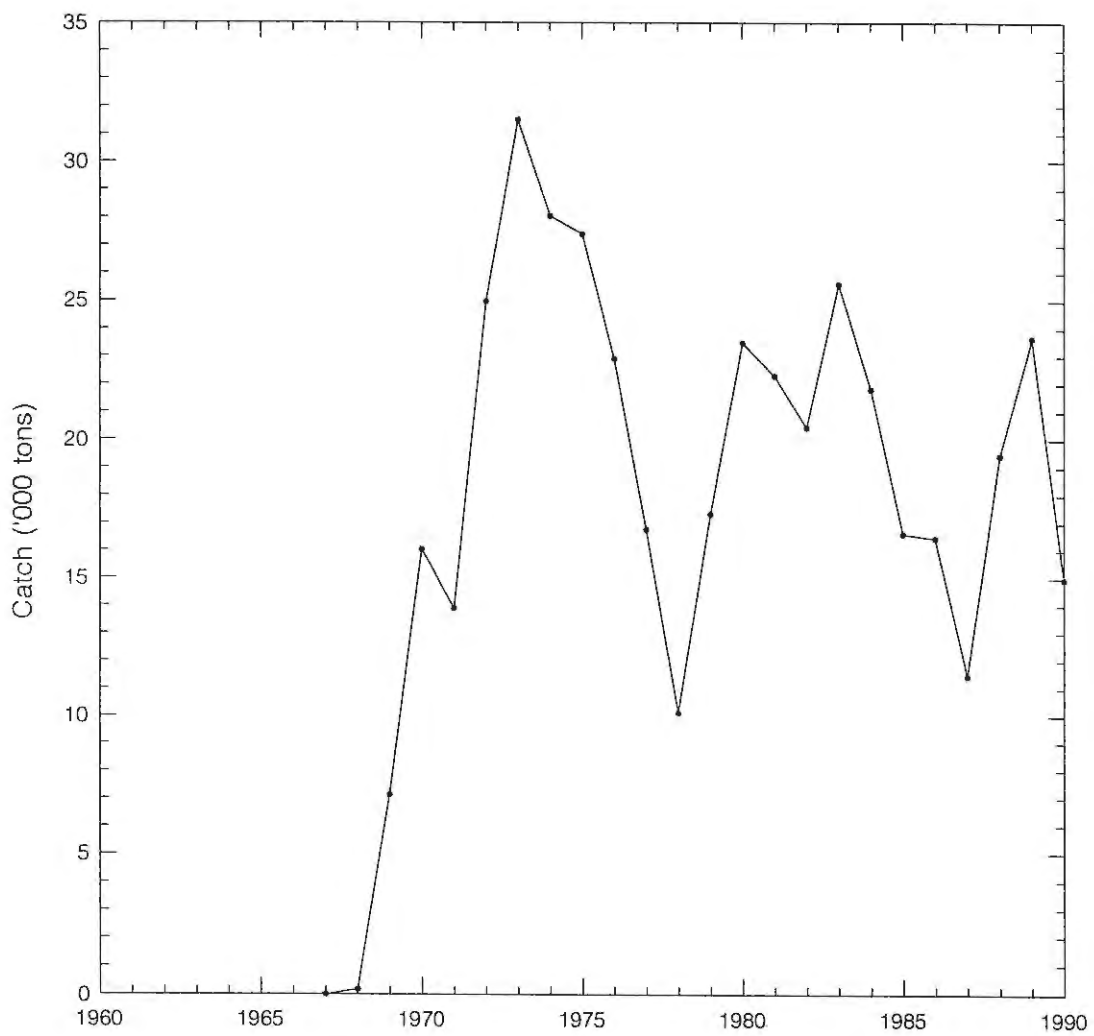


FIG. 67. NOMINAL CATCHES FOR SQUID-*LOLIGO* IN SUBAREAS 5+6.

TABLE 68. NOMINAL CATCHES FOR SQUID-ILLEX IN SUBAREAS 3+4.

COUNTRY	1960	1961	1962	1963	1964	1965	1966	1967	1968	1969	1970
BGR	0	0	0	0	0	0	0	0	0	0	0
CAN	5094	9024	741	2222	10777	7982	5114	7027	8	22	80
CUB	0	0	0	0	0	0	0	0	0	0	0
DDR	0	0	0	0	0	0	0	0	0	0	0
FRA-SP	0	0	0	0	0	19	0	0	0	0	0
FRO	0	0	0	0	0	0	0	0	0	0	0
GRL	0	0	0	0	0	0	0	0	0	0	0
ISL	0	0	0	0	0	0	0	0	0	0	0
JPN	0	0	0	0	0	0	0	0	98	0	63
KOR-S	0	0	0	0	0	0	0	0	0	0	0
NOR	0	0	0	0	0	0	0	0	0	0	0
POL	0	0	0	0	0	0	0	0	0	0	0
ROM	0	0	0	0	0	0	0	0	0	0	0
SUN	0	0	0	0	0	263	104	6	48	65	1242
RUS	0	0	0	0	0	0	0	0	0	0	0
EST	0	0	0	0	0	0	0	0	0	0	0
LVA	0	0	0	0	0	0	0	0	0	0	0
LTU	0	0	0	0	0	0	0	0	0	0	0
USA	0	0	0	0	0	0	0	0	0	0	0
E/DEU	0	0	0	0	0	0	0	0	0	0	0
E/DNK	0	0	0	0	0	0	0	0	0	0	0
E/ESP	0	0	0	0	0	0	0	0	0	0	0
E/FRA-M	0	0	0	0	0	0	0	0	0	0	0
E/GBR	0	0	0	0	0	0	0	0	0	0	0
E/IRL	0	0	0	0	0	0	0	0	0	0	0
E/ITA	0	0	0	0	0	0	0	0	0	0	0
E/PRT	0	0	0	0	0	0	0	0	0	0	0
OTHERS	0	0	0	0	0	0	0	0	0	0	0
TOTAL	5094	9024	741	2222	10777	8264	5218	7033	154	87	1385

COUNTRY	1971	1972	1973	1974	1975	1976	1977	1978	1979	1980
BGR	0	0	0	0	25	1034	2998	955	3006	220
CAN	1622	26	633	82	3293	10872	31008	35960	89589	33438
CUB	0	0	0	0	0	3248	4685	4105	4018	1589
DDR	0	0	0	0	17	0	0	350	0	0
FRA-SP	0	0	0	0	0	442	584	1649	1846	1880
FRO	0	0	0	0	0	0	0	0	0	0
GRL	0	0	0	0	0	0	0	0	0	0
ISL	0	0	0	0	0	0	0	0	0	0
JPN	58	11	24	5	507	3055	3145	26158	30735	16675
KOR-S	0	0	0	0	0	0	0	0	0	0
NOR	0	0	0	0	0	0	0	0	0	0
POL	0	0	228	0	0	809	5596	1944	10487	489
ROM	0	0	0	0	0	0	1304	977	832	0
SUN	7226	1831	8992	85	13634	16900	19893	12655	9313	7322
RUS	0	0	0	0	0	0	0	0	0	0
EST	0	0	0	0	0	0	0	0	0	0
LVA	0	0	0	0	0	0	0	0	0	0
LTU	0	0	0	0	0	0	4	0	0	0
USA	0	0	0	0	0	0	0	0	0	0
E/DEU	0	0	0	0	0	27	8065	1149	1784	0
E/DNK	0	0	0	0	0	0	0	0	0	0
E/ESP	0	0	0	265	268	934	3000	4474	3561	4833
E/FRA-M	0	0	0	0	0	0	775	2004	2954	596
E/GBR	0	0	0	0	0	0	0	0	0	0
E/IRL	0	0	0	0	13	2827	0	48	882	0
E/ITA	0	0	0	0	0	1355	2467	1054	1240	0
E/PRT	0	0	0	0	0	264	1	582	1845	2564
OTHERS	0	0	0	0	0	0	0	0	0	0
TOTAL	8906	1868	9877	437	17757	41767	83525	94064	162092	69606

COUNTRY	1981	1982	1983	1984	1985	1986	1987	1988	1989	1990
BGR	0	0	0	0	0	0	0	0	0	40
CAN	18255	12309	13	398	410	68	214	316	3170	4477
CUB	1876	93	3	34	8	4	4	156	1247	2750
DDR	0	0	0	0	0	0	0	0	0	0
FRA-SP	314	32	0	0	0	0	0	1	2	0
FRO	0	0	0	0	0	0	0	0	0	0
GRL	0	0	0	0	0	0	0	0	0	0
ISL	0	0	0	0	0	0	0	0	0	0
JPN	6060	273	402	75	3	0	5	0	0	1325
KOR-S	0	0	0	0	0	0	1	0	29	0
NOR	0	0	0	0	0	0	0	0	0	0
POL	621	77	0	0	0	0	0	0	0	0
ROM	0	0	0	0	0	0	0	0	0	0
SUN	4928	124	3	191	252	39	345	373	1342	2045
RUS	0	0	0	0	0	0	0	0	0	0
EST	0	0	0	0	0	0	0	0	0	0
LVA	0	0	0	0	0	0	0	0	0	0
LTU	0	0	0	0	0	0	0	0	0	0
USA	0	0	0	0	0	0	0	0	0	0
E/DEU	0	0	0	0	0	0	0	0	0	0
E/DNK	0	0	0	0	0	0	0	0	0	0
E/ESP	5	0	0	0	0	0	1125	0	1490	206
E/FRA-M	144	0	0	0	0	0	0	0	0	0
E/GBR	0	0	0	0	0	0	0	0	0	0
E/IRL	0	0	0	0	0	0	0	0	0	0
E/ITA	0	0	0	0	0	0	0	0	0	0
E/PRT	659	0	0	17	0	0	24	0	47	0
OTHERS	0	0	0	0	0	0	0	0	0	0
TOTAL	32862	12908	421	715	673	111	1718	846	7327	10843

Includes small quantities in Subarea 2.

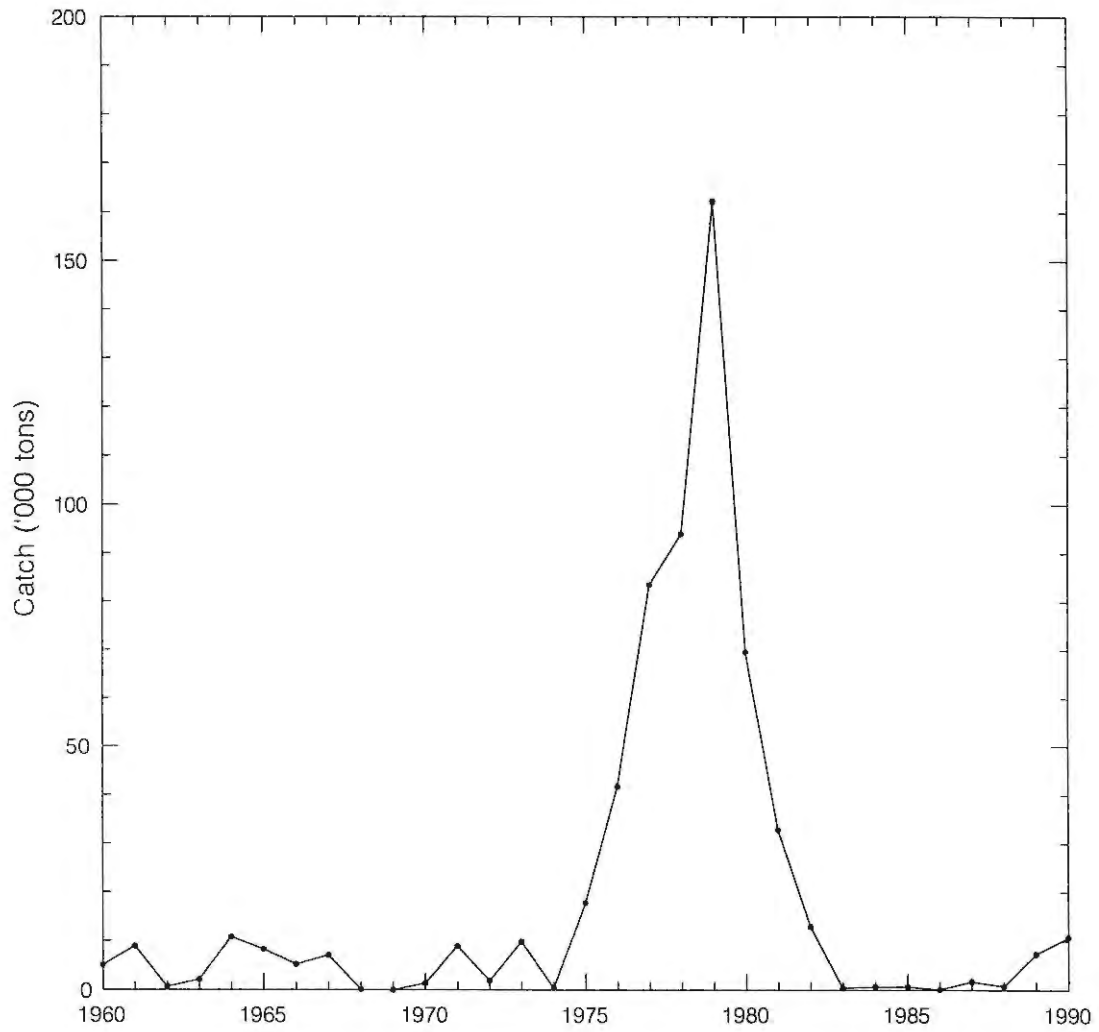


FIG. 68. NOMINAL CATCHES FOR SQUID-ILLEX IN SUBAREAS 3+4.

TABLE 69. NOMINAL CATCHES FOR SQUID-ILLEX IN SUBAREAS 5+6.

COUNTRY	1960	1961	1962	1963	1964	1965	1966	1967	1968	1969	1970
BGR	0	0	0	0	0	0	0	0	0	0	0
CAN	0	0	0	0	0	0	0	0	11	1	0
CUB	0	0	0	0	0	0	0	0	0	0	0
DDR	0	0	0	0	0	0	0	0	0	0	20
FRA-SP	0	0	0	0	0	0	0	0	0	0	0
FRO	0	0	0	0	0	0	0	0	0	0	0
GRL	0	0	0	0	0	0	0	0	0	0	0
ISL	0	0	0	0	0	0	0	0	0	0	0
JPN	0	0	0	0	0	0	0	2	1557	586	389
KOR-S	0	0	0	0	0	0	0	0	0	0	0
NOR	0	0	0	0	0	0	0	0	0	0	0
POL	0	0	0	0	0	0	0	0	0	0	0
ROM	0	0	0	0	0	0	0	0	0	0	0
SUN	0	0	0	0	0	0	0	0	0	0	0
RUS	0	0	0	0	0	0	0	0	0	0	0
EST	0	0	0	0	0	0	0	0	0	0	0
LVA	0	0	0	0	0	0	0	0	0	0	0
LTU	0	0	0	0	0	0	0	0	0	0	0
USA	0	0	0	0	0	0	0	0	0	0	0
E/DEU	0	0	0	0	0	0	0	0	0	0	0
E/DNK	0	0	0	0	0	0	0	0	0	0	0
E/ESP	0	0	0	0	0	0	0	0	0	0	1636
E/FRA-M	0	0	0	0	0	0	0	0	0	0	0
E/GBR	0	0	0	0	0	0	0	0	0	0	0
E/IRL	0	0	0	0	0	0	0	0	0	0	0
E/ITA	0	0	0	0	0	0	0	0	0	0	0
E/PRT	0	0	0	0	0	0	0	0	0	0	0
OTHERS	0	0	0	0	0	0	0	0	0	0	0
TOTAL	0	0	0	0	0	0	0	2	1568	587	2045

COUNTRY	1971	1972	1973	1974	1975	1976	1977	1978	1979	1980
BGR	80	479	364	420	171	0	52	0	0	0
CAN	1	0	0	0	0	54	5	0	0	0
CUB	0	14	0	0	121	8	6	0	0	0
DDR	0	0	313	0	882	996	0	0	0	0
FRA-SP	0	0	0	0	0	0	0	0	0	0
FRO	0	0	0	0	0	0	0	0	0	0
GRL	0	0	0	0	0	0	0	0	0	0
ISL	0	0	0	0	0	0	0	0	0	0
JPN	176	2398	1067	3327	3237	3256	4876	3726	3170	2410
KOR-S	0	0	0	0	0	0	0	0	0	0
NOR	0	0	0	0	0	0	0	0	0	0
POL	0	5264	8288	5003	3051	5050	656	0	167	282
ROM	0	0	0	6	48	9	0	59	0	55
SUN	0	0	0	0	0	6812	8003	28	0	0
RUS	0	0	0	0	0	0	0	0	0	0
EST	0	0	0	0	0	0	0	0	0	0
LVA	0	0	0	0	0	0	0	0	0	0
LTU	0	0	0	0	0	0	0	0	0	0
USA	0	0	0	0	0	229	1024	361	1593	335
E/DEU	0	0	0	0	0	1101	0	0	0	0
E/DNK	0	0	0	0	0	0	0	0	0	0
E/ESP	3324	4878	3784	6769	2204	4063	8290	8610	5594	8396
E/FRA-M	0	8	27	0	0	0	0	0	0	0
E/GBR	0	0	0	0	0	0	0	0	0	0
E/IRL	0	0	0	0	3085	2241	23	0	207	0
E/ITA	0	1200	805	980	844	1117	1948	2015	3070	5110
E/PRT	0	0	0	0	0	0	0	0	0	0
OTHERS	0	0	0	0	0	0	0	2769	3540	1276
TOTAL	3581	14241	14648	16505	13643	24936	24883	17568	17341	17864

COUNTRY	1981	1982	1983	1984	1985	1986	1987	1988	1989	1990
BGR	0	0	0	0	0	0	0	0	0	0
CAN	61	0	0	0	0	0	0	0	0	0
CUB	0	0	0	0	0	0	0	0	0	0
DDR	0	0	0	0	0	0	0	0	0	0
FRA-SP	0	0	0	0	0	0	0	0	0	0
FRO	0	0	0	0	0	0	0	0	0	0
GRL	0	0	0	0	0	0	0	0	0	0
ISL	0	0	0	0	0	0	0	0	0	0
JPN	4305	2602	179	91	5	1	0	0	0	0
KOR-S	0	0	0	0	0	0	0	0	0	0
NOR	0	0	0	0	0	0	0	0	0	0
POL	0	0	0	0	0	0	0	0	0	0
ROM	0	0	0	0	0	0	0	0	0	0
SUN	0	0	0	0	0	0	0	0	0	0
RUS	0	0	0	0	0	0	0	0	0	0
EST	0	0	0	0	0	0	0	0	0	0
LVA	0	0	0	0	0	0	0	0	0	0
LTU	0	0	0	0	0	0	0	0	0	0
USA	618	5426	9814	9423	4988	6398	10225	2018	6803	11667
E/DEU	0	0	0	0	0	0	0	0	0	0
E/DNK	0	0	0	0	0	0	0	0	0	0
E/ESP	7453	4085	788	346	1054	126	0	0	0	0
E/FRA-M	0	0	0	0	0	0	0	0	0	0
E/GBR	0	0	0	0	0	0	0	0	0	0
E/IRL	0	0	0	0	0	0	0	0	0	0
E/ITA	3137	6068	842	139	23	850	0	0	0	0
E/PRT	0	7	0	0	0	0	0	0	0	0
OTHERS	0	0	0	0	0	0	0	0	0	0
TOTAL	15574	18188	11623	9999	6070	7375	10225	2018	6803	11667

OTHERS: 1978, 1979 and 1980 = Mexico.

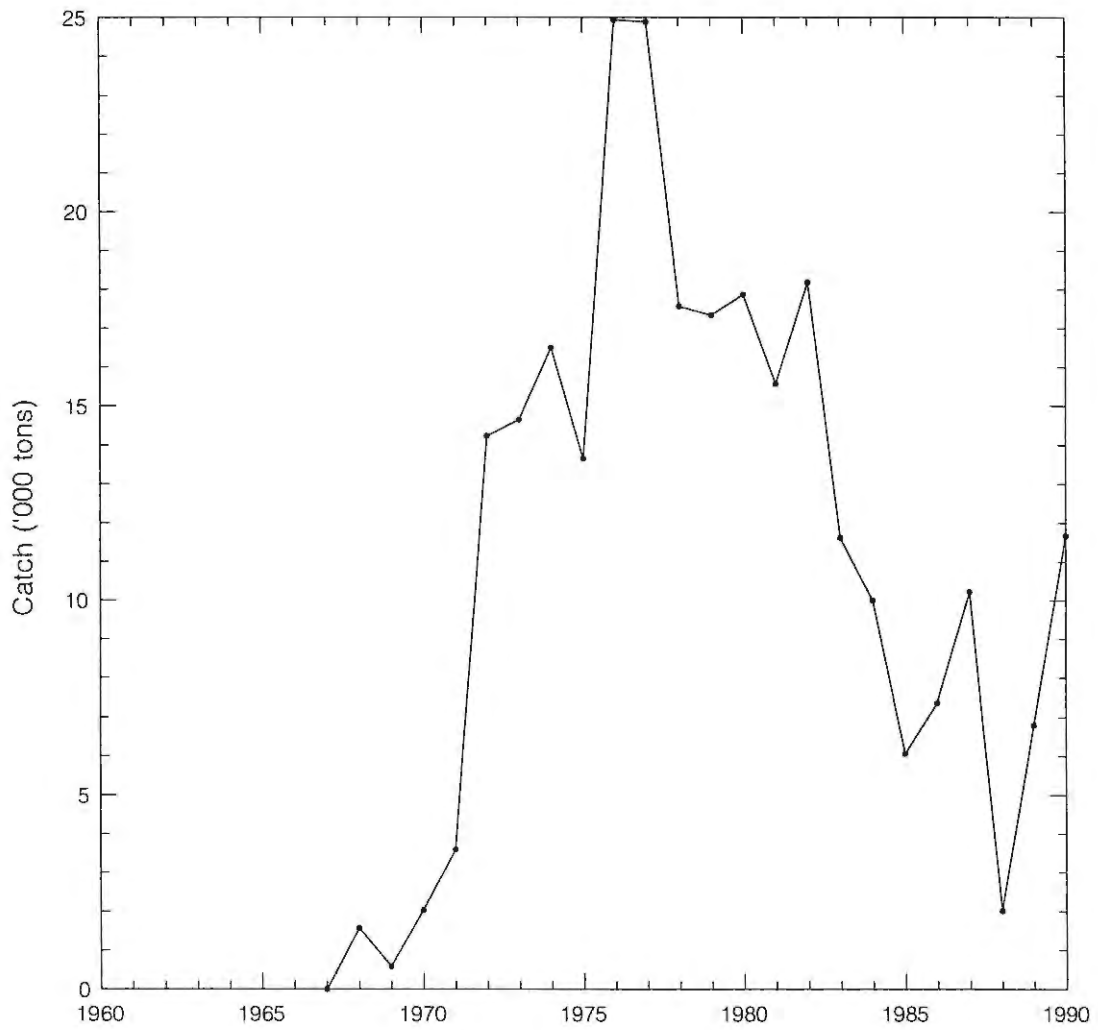


FIG. 69. NOMINAL CATCHES FOR SQUID-ILLEX IN SUBAREAS 5+6.

TABLE 70. NOMINAL CATCHES FOR SQUID (NS) IN SUBAREAS 5+6.

COUNTRY	1960	1961	1962	1963	1964	1965	1966	1967	1968	1969	1970
BGR	0	0	0	0	0	0	0	0	0	0	0
CAN	0	0	0	0	0	0	0	0	0	0	0
CUB	0	0	0	0	0	0	0	0	10	0	0
DDR	0	0	0	0	0	0	0	0	0	0	0
FRA-SP	0	0	0	0	0	0	0	0	0	0	0
FRO	0	0	0	0	0	0	0	0	0	0	0
GRL	0	0	0	0	0	0	0	0	0	0	0
ISL	0	0	0	0	0	0	0	0	0	0	0
JPN	0	0	0	0	0	0	0	0	0	0	0
KOR-S	0	0	0	0	0	0	0	0	0	0	0
NOR	0	0	0	0	0	0	0	0	0	0	0
POL	0	0	0	0	0	0	0	0	0	0	0
ROM	0	0	0	0	0	0	0	0	0	0	0
SUN	0	0	0	0	4	176	389	833	3176	1340	1065
RUS	0	0	0	0	0	0	0	0	0	0	0
EST	0	0	0	0	0	0	0	0	0	0	0
LVA	0	0	0	0	0	0	0	0	0	0	0
LTU	0	0	0	0	0	0	0	0	0	0	0
USA	741	483	1101	2115	941	1161	1173	1829	1751	1314	1061
E/DEU	0	0	0	0	0	0	0	0	0	0	0
E/DNK	0	0	0	0	0	0	0	0	0	0	0
E/ESP	0	0	0	0	0	0	0	0	0	0	0
E/FRA-M	0	0	0	0	0	0	0	0	0	0	0
E/GBR	0	0	0	0	0	0	0	0	0	0	0
E/IRL	0	0	0	0	0	0	0	0	0	0	0
E/ITA	0	0	0	0	0	0	0	0	0	0	0
E/PRT	0	0	0	0	0	0	0	0	0	0	0
OTHERS	0	0	0	0	0	0	0	0	0	0	0
TOTAL	741	483	1101	2115	945	1337	1562	2662	4937	2654	2126

COUNTRY	1971	1972	1973	1974	1975	1976	1977	1978	1979	1980
BGR	0	0	0	0	0	0	0	0	0	0
CAN	0	0	0	0	0	0	0	0	0	0
CUB	0	0	0	0	0	0	0	0	0	0
DDR	0	0	0	0	0	0	0	0	0	0
FRA-SP	0	0	0	0	0	0	0	0	0	0
FRO	0	0	0	0	0	0	0	0	0	0
GRL	0	0	0	0	0	0	0	0	0	0
ISL	0	0	0	0	0	0	0	0	0	0
JPN	0	0	0	0	0	0	0	0	0	0
KOR-S	0	0	0	0	0	0	592	0	0	0
NOR	0	0	0	0	0	0	0	0	0	0
POL	0	0	0	0	0	0	0	0	0	0
ROM	0	0	0	0	0	0	0	0	0	0
SUN	6138	6976	8977	8495	8928	0	0	0	0	0
RUS	0	0	0	0	0	0	0	0	0	0
EST	0	0	0	0	0	0	0	0	0	0
LVA	0	0	0	0	0	0	0	0	0	0
LTU	0	0	0	0	0	0	0	0	0	0
USA	1182	1197	1635	2422	1709	2372	674	590	537	266
E/DEU	0	0	0	0	0	0	0	0	0	0
E/DNK	0	0	0	0	0	0	0	0	0	0
E/ESP	0	0	0	0	0	0	0	0	0	0
E/FRA-M	0	0	0	0	0	0	0	0	0	0
E/GBR	0	0	0	0	0	0	0	0	0	0
E/IRL	0	0	0	0	0	0	0	0	0	0
E/ITA	0	0	0	0	0	0	0	0	0	0
E/PRT	0	0	0	0	0	0	0	0	0	0
OTHERS	0	0	0	0	0	0	0	0	0	0
TOTAL	7320	8173	10612	10917	10637	2372	1266	590	537	266

COUNTRY	1981	1982	1983	1984	1985	1986	1987	1988	1989	1990
BGR	0	0	0	0	0	0	0	0	0	0
CAN	0	0	0	0	0	0	0	0	0	0
CUB	0	0	0	0	0	0	0	0	0	0
DDR	0	0	0	0	0	0	0	0	0	0
FRA-SP	0	0	0	0	0	0	0	0	0	0
FRO	0	0	0	0	0	0	0	0	0	0
GRL	0	0	0	0	0	0	0	0	0	0
ISL	0	0	0	0	0	0	0	0	0	0
JPN	0	0	0	0	0	0	0	0	0	0
KOR-S	0	0	0	0	0	0	0	0	0	0
NOR	0	0	0	0	0	0	0	0	0	0
POL	0	0	0	0	0	3	1	0	1	0
ROM	0	0	0	0	0	0	0	0	0	0
SUN	0	0	0	0	0	0	0	0	0	0
RUS	0	0	0	0	0	0	0	0	0	0
EST	0	0	0	0	0	0	0	0	0	0
LVA	0	0	0	0	0	0	0	0	0	0
LTU	0	0	0	0	0	0	0	0	0	0
USA	257	426	2313	927	237	34	58	248	325	798
E/DEU	0	0	0	0	0	0	0	0	0	0
E/DNK	0	0	0	0	0	0	0	0	0	0
E/ESP	0	0	0	0	0	0	0	0	0	0
E/FRA-M	0	0	0	0	0	0	0	0	0	0
E/GBR	0	0	0	0	0	0	0	0	0	0
E/IRL	0	0	0	0	0	0	0	0	0	0
E/ITA	0	0	0	0	0	0	0	0	0	0
E/PRT	0	0	0	0	0	0	0	0	0	0
OTHERS	0	0	0	0	0	0	0	0	0	0
TOTAL	257	426	2313	927	237	37	59	248	326	798

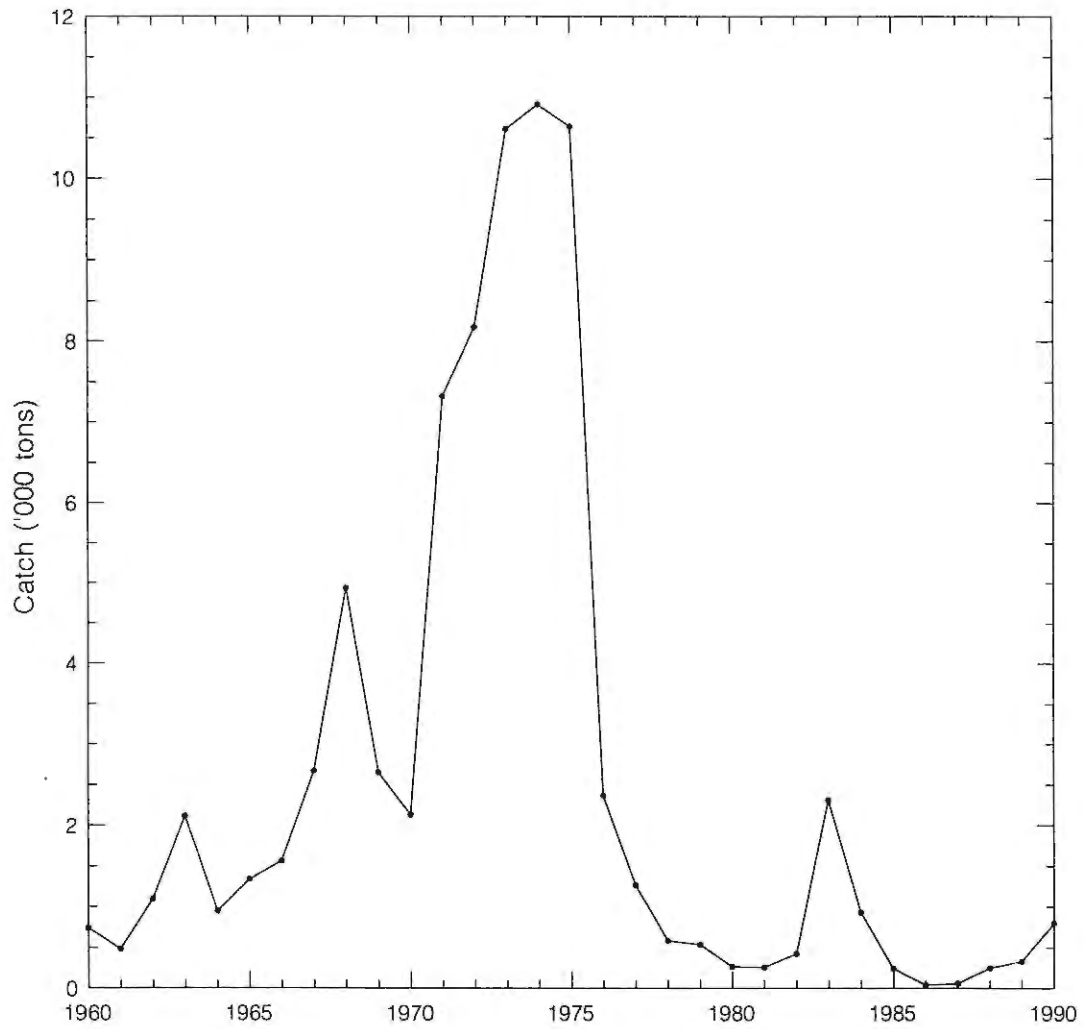


FIG. 70. NOMINAL CATCHES FOR SQUID (NS) IN SUBAREAS 5+6.

TABLE 71. NOMINAL CATCHES FOR SHRIMP IN SUBAREAS 0+1.

COUNTRY	1960	1961	1962	1963	1964	1965	1966	1967	1968	1969	1970
BGR	0	0	0	0	0	0	0	0	0	0	0
CAN	0	0	0	0	0	0	0	0	0	0	0
CUB	0	0	0	0	0	0	0	0	0	0	0
DDR	0	0	0	0	0	0	0	0	0	0	0
FRA-SP	0	0	0	0	0	0	0	0	0	0	0
FRO	0	0	0	0	0	0	0	0	0	0	130
GRL	1791	2545	3362	3341	3770	5051	5378	5642	5604	6742	8429
ISL	0	0	0	0	0	0	0	0	0	0	0
JPN	0	0	0	0	0	0	0	0	0	0	0
KOR-S	0	0	0	0	0	0	0	0	0	0	0
NOR	0	0	0	0	0	0	0	0	0	0	0
POL	0	0	0	0	0	0	0	0	0	0	0
ROM	0	0	0	0	0	0	0	0	0	0	0
SUN	0	0	0	0	0	0	0	0	0	0	0
RUS	0	0	0	0	0	0	0	0	0	0	0
EST	0	0	0	0	0	0	0	0	0	0	0
LVA	0	0	0	0	0	0	0	0	0	0	0
LTU	0	0	0	0	0	0	0	0	0	0	0
USA	0	0	0	0	0	0	0	0	0	0	0
E/DEU	0	0	0	0	0	0	0	0	0	0	0
E/DNK	0	0	0	0	0	0	0	0	0	0	0
E/ESP	0	0	0	0	0	0	0	0	0	0	0
E/FRA-M	0	0	0	0	0	0	0	0	0	0	0
E/GBR	0	0	0	0	0	0	0	0	0	0	0
E/IRL	0	0	0	0	0	0	0	0	0	0	0
E/ITA	0	0	0	0	0	0	0	0	0	0	0
E/PRT	0	0	0	0	0	0	0	0	0	0	0
OTHERS	0	0	0	0	0	0	0	0	0	0	0
TOTAL	1791	2545	3362	3341	3770	5051	5378	5642	5604	6742	8559

COUNTRY	1971	1972	1973	1974	1975	1976	1977	1978	1979	1980
BGR	0	0	0	0	0	0	0	0	0	0
CAN	0	0	0	0	0	0	0	0	245	649
CUB	0	0	0	0	0	0	0	0	0	0
DDR	0	0	0	0	0	0	0	0	0	0
FRA-SP	0	0	0	0	0	0	0	0	0	0
FRO	496	755	1371	2023	5300	11179	12851	8070	6982	3554
GRL	8941	7492	8135	10244	9789	9778	14881	13131	20176	35816
ISL	0	0	0	0	0	0	0	0	0	0
JPN	0	0	0	0	0	146	0	0	0	0
KOR-S	0	0	0	0	0	0	0	0	0	0
NOR	0	1409	2940	5917	8678	11723	7503	8974	5430	3014
POL	0	0	0	0	0	0	0	0	0	0
ROM	0	0	0	0	0	0	0	0	0	0
SUN	0	0	0	3517	6033	6468	0	0	0	0
RUS	0	0	0	0	0	0	0	0	0	0
EST	0	0	0	0	0	0	0	0	0	0
LVA	0	0	0	0	0	0	0	0	0	0
LTU	0	0	0	0	0	0	0	0	0	0
USA	0	0	0	0	0	0	0	0	0	0
E/DEU	0	0	0	0	0	0	31	0	0	0
E/DNK	0	0	196	308	1142	2717	5910	3689	1394	872
E/ESP	0	0	0	0	6948	7252	0	0	0	0
E/FRA-M	0	0	0	0	0	803	924	826	360	247
E/GBR	0	0	0	0	0	0	0	0	0	0
E/IRL	0	0	0	0	0	0	0	0	0	0
E/ITA	0	0	0	0	0	0	0	0	0	0
E/PRT	0	0	0	0	0	0	0	0	0	0
OTHERS	0	0	0	0	0	0	0	0	0	0
TOTAL	9437	9656	12642	22009	37890	50066	42100	34690	34587	44152

COUNTRY	1981	1982	1983	1984	1985	1986	1987	1988	1989	1990
BGR	0	0	0	0	0	0	0	0	0	0
CAN	1600	858	2030	448	233	137	3504	5866	6090	6343
CUB	0	0	0	0	0	0	0	0	0	0
DDR	0	0	0	0	0	0	0	0	0	0
FRA-SP	0	0	0	0	0	0	0	0	0	0
FRO	3808	530	2339	1090	613	1616	2123	2990	3563	886
GRL	35782	39524	38429	39631	50986	58179	57828	52440	56713	63108
ISL	0	0	0	0	0	0	0	0	0	0
JPN	0	0	0	0	0	0	0	0	0	0
KOR-S	0	0	0	0	0	0	0	0	0	0
NOR	1055	838	483	451	455	443	438	437	449	0
POL	0	0	0	0	0	0	0	0	0	0
ROM	0	0	0	0	0	0	0	0	0	0
SUN	0	0	0	0	0	0	0	0	0	0
RUS	0	0	0	0	0	0	0	0	0	0
EST	0	0	0	0	0	0	0	0	0	0
LVA	0	0	0	0	0	0	0	0	0	0
LTU	0	0	0	0	0	0	0	0	0	0
USA	0	0	0	0	0	0	0	0	0	0
E/DEU	0	0	0	0	0	0	0	0	0	0
E/DNK	2776	1905	3078	923	1333	1442	1017	1342	1330	581
E/ESP	0	0	0	0	0	0	0	0	0	0
E/FRA-M	535	672	408	840	416	300	568	421	421	0
E/GBR	0	0	0	0	0	0	0	0	0	0
E/IRL	0	0	0	0	0	0	0	0	0	0
E/ITA	0	0	0	0	0	0	0	0	0	0
E/PRT	0	0	0	0	0	0	0	0	0	0
OTHERS	0	0	0	0	0	0	0	0	0	0
TOTAL	45556	44327	46767	43383	54036	62117	65478	63496	68566	70918

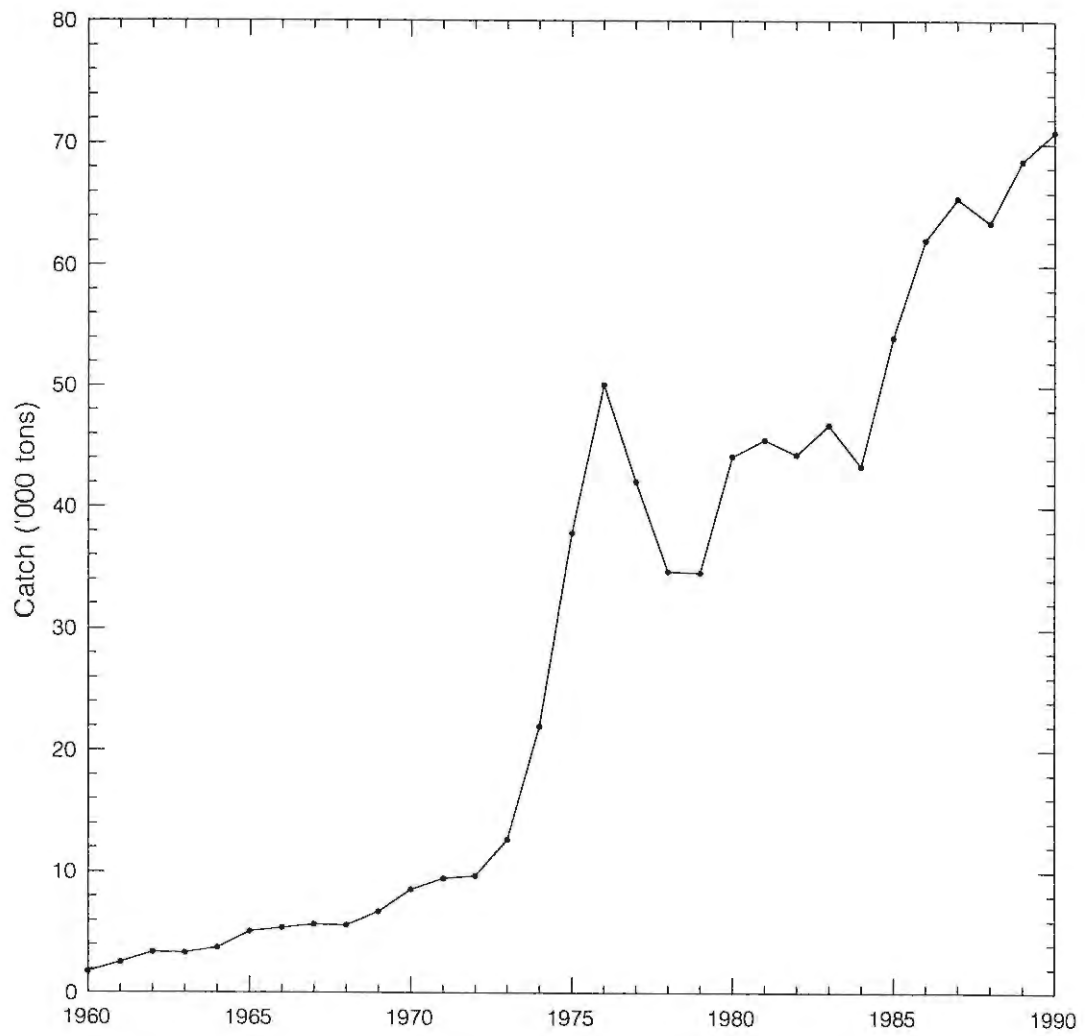


FIG. 71. NOMINAL CATCHES FOR SHRIMP IN SUBAREAS 0+1.

