

PRIMERGY TX1310 M3

System configurator and order-information guide

July 2016

Contents

Instructions

Configuration diagram

Configurator

0 System software

I Basic unit

II Processor

III Memory

IV Graphics

V Accessible drives

VI RAID Controller

VII Hard disk drives

VIII Communication/Network

IX USB devices

X Miscellaneous

Change report



PRIMERGY Server

Instructions

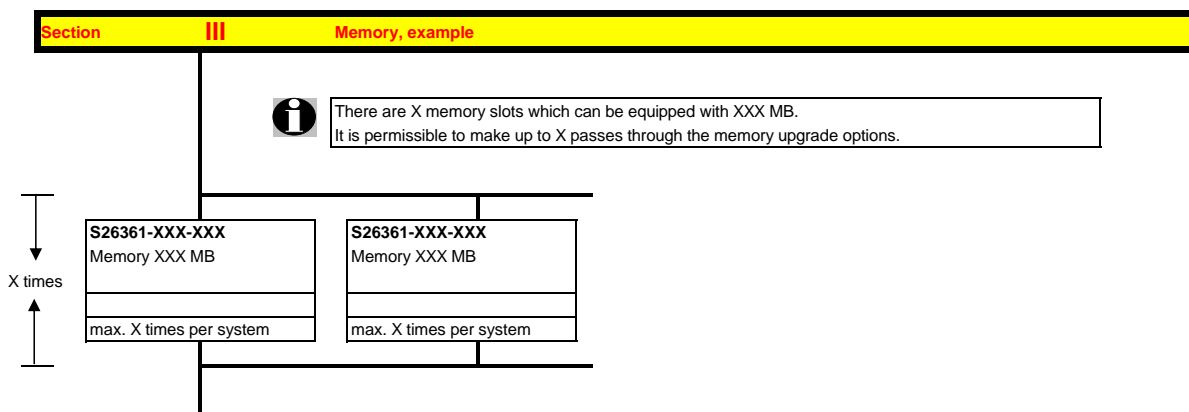
This document contains basic product and configuration information that will enable you to configure your system via PC-/ System-Architect.

Only these tools will ensure a fast and proper configuration of your PRIMERGY server or your complete PRIMERGY Rack system.


You can configure your individual PRIMERGY server in order to adjust your specific requirements.

The System configurator is divided into several chapters that are identical to the current price list and PC-/ System-Architect

Please follow the lines. If there is a junction, you can choose which way or component you would like to take. Go through the configurator by following the lines from the top to the bottom.



In one chapter you can only select as many components (here 4x) as the arrow indicates.



Please note that there are information symbols which indicate necessary information.



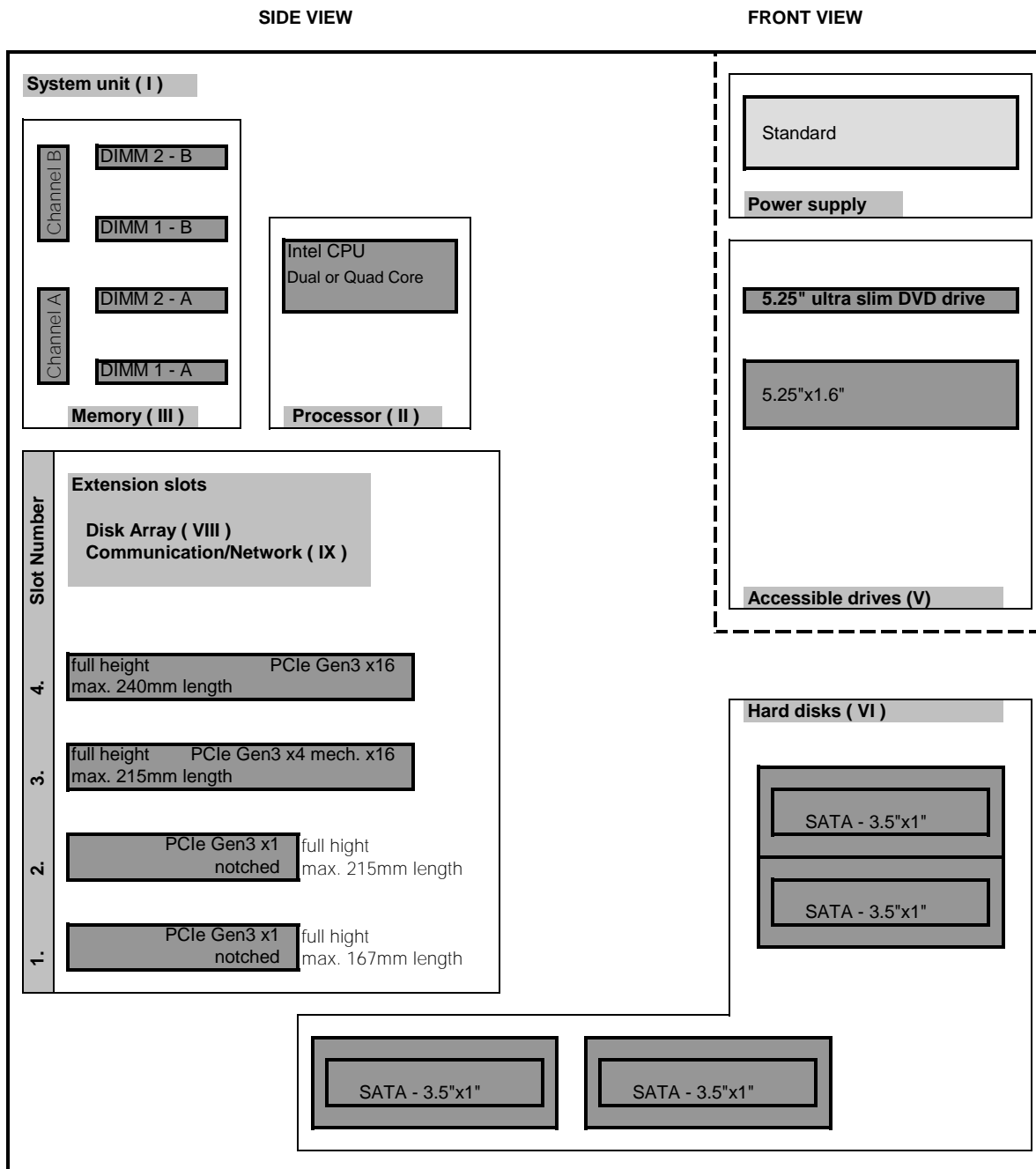
For further information see:

http://ts.fujitsu.com/products/standard_servers/index.html (internet)

https://partners.ts.fujitsu.com/com/order-supply/configurators/primergy_config/Pages/default.aspx (extranet)

Prices and availability see price list and PC-/ System-Architect
Subject to change and errors excepted

Configuration diagram PRIMERGY TX1310 M1



Key:

- Included in basic unit
- Option

Start PRIMERGY TX1310 M1

Section | Basic unit



System unit consisting of:

- * Housing including standard power supply (no redundancy)
- * Imprint of MAC Address on system label and delivery note as standard
- * heat sink for CPU

Systemboard with:

- * 4 PCI expansion slots:
 - 2x PCIe Gen3 x1, notched (not available for S26361-K1581-V201 base unit)
 - 1x PCIe Gen3 x4, mechanically x16 (may be used for VGA Port option)
 - 1x PCIe Gen3 x16
- * Slot for optional TPM module
- * 4 memory slots for up to 64GB (2400MHz PC4 19200) unbuffered DDR4 RAM (ECC)
 - max. 16GB modul per slot (2 memory slots for S26361-K1581-V201 base unit)
- * 2 bays 5.25" for accessible drives (1x ultra slim for DVD, 1x 1,6" high)
- * 4 LFF (3.5" Large Form Factor) bays 1" high for non hot plug SATA HD
 - (2 bays for S26361-K1581-V201 base unit)

* SATA controller with up to 4 HDD's using Intel C236 Chipset

* Intel CPU internal Graphics Controller (pGFX) with shared Memory

- 1600 x 1200 pixel with 16 bit colours and 75 Hz
- 1280 x 1024 pixel with 16/32 bit colours and 120/75 Hz
- 1152 x 864 pixel with 16/32 bit colours and 160/100Hz
- 1024 x 768 pixel with 16/32 bit colours and 200/120Hz
- 800 x 600 and 640 x 480 pixel with 32 bit colours and 200Hz

* Intel 10/100/1000 Mb/s ("Jacksonville" Intel i219LM) on-board LAN supporting WoL and PXE

Cables included in Base Unit:

1. SATA cabel for CD/DVD
2. 4 x SATA cabel in basic unit (2 cable for S26361-K1581-V201 base unit)

ServerView Suite Software package incl. ServerView Installation Manager, Management Software and Updates

External Interfaces:

- 1x RS-232-C (serial, 9 pins) - cable option
- 1x DP - optional VGA (15 pins) using adapter card
- 1xUSB3.0 Intern (Type A) for backup devices or USB Stick
- 6x USB 3.0 (2x frontside, 4x rearside) (4x USB 3.0 (2x frontside, 2x rearside) for S26361-K1581-V201 base unit)
- 3x USB 2.0 (2x rearside, 1x internal USSD / UFM)
- 1x LAN RJ45

S26361-K1581-V101
SATA basic unit Floorstand
without CPU and Memory
 - one CPU / 1 to 4 Memory module(s)
 has to be selected via
 CPU / Memory order codes

Standard PSU
for full configuration

S26361-K1581-V201
SATA basic unit Floorstand
without CPU and Memory
 - one CPU / 1 to 2 Memory module(s)
 has to be selected via
 CPU / Memory order codes

Standard PSU
for basic configuration



Be aware of import restrictions for TPM!
 Only 1 TPM per system.
 Loose delivery for later integration possible for customer.

S26361-F3552-E6
 TPM Module V1.2
 Trusted Platform Module on Motherboard
 Usage according to import restrictions
 max. 1x per system

S26361-F3552-E10
 TPM Module V2.0
 Trusted Platform Module on Motherboard
 Usage according to import restrictions
 max. 1x per system

S26361-F3552-L6
 TPM Module V1.2 add-on kit
 for later integration (loose delivery)
 Trusted Platform Module on Motherboard
 Usage according to import restrictions
 max. 1x per system

S26361-F3552-L10
 TPM Module V2.0 add-on kit
 for later integration (loose delivery)
 Trusted Platform Module on Motherboard
 Usage according to import restrictions
 max. 1x per system

A

A

Section II Processor

One of following CPU's has to be selected for an orderable basic unit

Dual-Core CPU's	
- 1x 64-bit Intel Celeron (2MB SLC), Pentium (3MB SLC) or Core-i3 (4MB TLC) occupies socket for one CPU	
Celeron	
Celeron G3930 2.9GHz 2C/2T 2MB 2133MHz (51W)	S26361-F4029-E103 on special release
Pentium	
Pentium G4560 3.5GHz 2C/4T 3MB 2400MHz (54W)	S26361-F4029-E104
Core i3	
Core i3-7100 3.9GHz 2C/4T 3MB 2400MHz (51W)	S26361-F4029-E107
Quad-Core XEON CPU's	
- 1x 64-bit Intel Xeon UP (8MB shared TLC = Third Level Cache) Hyper-Threading; 1600 MHz DDR3 Bus and heat pipe occupies socket for one CPU	
Xeon E3-1205v6 3.0GHz 4C/4T 8MB 2400MHz (65W)	S26361-F4029-E105
Xeon E3-1225v6 3.3GHz 4C/4T 8MB 2400MHz Turbo (73W)	S26361-F4029-E125
Xeon E3-1245v6 3.7GHz 4C/8T 8MB 2400MHz Turbo (73W)	S26361-F4029-E145

Section III Memory

i There are 2 memory banks with 2 DIMM slots each.
Single channel memory configuration allow maximum flexibility:
 Additional memory can be configured as single memory modules.
Dual channel memory configurations for maximum performance:
 For optimum performance memory has to be configured in pairs of memory modules with identical size.
 max. 64GB unbuffered DDR4 RAM for UDIMMs with 16GB modules
Note:** Memory is not included in the base unit and has to be configured separately, min 1x.

2/4x

- One DDR4- ub ECC memory module	
4GB (1x4GB) 1Rx8 DDR4-2400 U ECC	S26361-F3909-E614
8GB (1x8GB) 1Rx8 DDR4-2400 U ECC	S26361-F3909-E615
16GB (1x16GB) 2Rx8 DDR4-2400 U ECC	S26361-F3909-E616
Choose up to 2/4 order codes above.	

Section **IV** Graphics



Intel CPU internal Graphics Controller (pGFX) with 64MB RAM

DP to VG must be installed in slot 3

PGRA must be installed in slot 4

PGRA must be installed in slot 4

<p>S26361-F2391-E220 DP to VGA Adapter (internal) adds a VGA Connector to the system</p> <p>occupies PCIe Slot #3</p> <p>full height bracket max. 1x per system</p>	<p>S26361-F2748-E538 PGRA CP NVS 1GB VGA PCIe x16 NVIDIA NVS315 1024 MB PCIe-x16 Connectors: 1x LFH 59 cable kit for 2x DVI or 2x VGA cable kits included Dual head + professional 2-D + 3-D supported for Windows OS native driver support for Linux OS full height bracket max. 1x per system</p>	<p>S26361-F4066-E400 PGRA CP NVIDIA Quadro P400 NVIDIA Quadro P400 2GB PCIe 3.0 x16 Connectors: 3x Mini-DP no cable kit included Triple head + professional 2-D + 3-D supported for Windows OS native driver support for Linux OS full height bracket max. 1x per system</p>
		<p>S26361-F4066-E11 S26361-F4066-L11 MiniDP-DP ADAPTER max. 3x per card</p>
	<p>S26361-F4066-E12 S26361-F4066-L12 DP-VGA ADAPTER max. 3x per card</p>	<p>S26361-F4066-E13 S26361-F4066-L13 DP-DVI ADAPTER max. 3x per card</p>

The high end optional NVIDIA NVS315 graphic card offers dual head operation and full 3D video support.
Remote Video direction via iRMC must be disabled.
The cables for either two times DVI-I or VGA connections are part of the delivery.
This PCIe-x16 card can also be installed in notched PCIe-x4, x8 or standard x16 slot.
Only one card per server is allowed.

The high end optional NVIDIA Quadro P400 graphic card offers triple head operation and full 3D video support.
Remote Video direction via iRMC must be disabled.
Only one card per server is allowed.

- | |
|--|
| S26361-F2748-L538 |
| PGRA CP NVS 1GB VGA PCIe x16
for loose delivery |
- | |
|--|
| S26361-F4066-L400 |
| PGRA CP NVIDIA Quadro P400
for loose delivery |
- | |
|--|
| S26361-F2391-L220 |
| DP to VGA Adapter (internal)
for loose delivery |
- | |
|---|
| S26391-F6055-L280 |
| DP to VGA Adapter (external)
loose delivery only |

B

B

Section V Accessible drives

i There are 2 drive bays (2x 5.25") for accessible drives.
 One is ultra slim and one 1.6" high

S26361-F3778-E1 S26361-F3778-L1 DVD-RW supermulti ultra slim all formats, DUAL/DL, DVD-RAM only W2K, W3K and Linux 9.5mm, black bezel max. 1x per system	S26361-F3641-E6 S26361-F3641-L6 Blu-ray Triple Writer ultra slim 6x BD-RW, 8x DVD, 24x CD, BD DL and all CD/DVD formats 9.5mm, black bezel max. 1x per system	S26361-F3718-E2 S26361-F3718-L2 DVD-ROM 16x DVD; 48x CD-ROM 9.5mm, black bezel max. 1x per system
--	---	--

S26361-F3750-E4 S26361-F3750-L4 RDX Drive USB3.0 5.25" internal 100MB/s, USB 3.0 Connector: USB 3.0 "B" with USB cable without RDX cartridges 1.6 * 5.25", black bezel max. 1x per system

i RDX cartridges must be ordered separately
 RDX 500GB = S26361-F3857-L500
 RDX 1TB = S26361-F3857-L600
 RDX 2TB = S26361-F3857-L700
 RDX 3TB = S26361-F3857-L800

C

C

Section VI RAID-Controller



HW RAID plug in cards not available in TX1310 M3. Please use onboard RAID.

Section VII Hard disk drives

There is a 6 port SATA controller in the Base Unit.
 Up to 4 SATA LFF (3.5") hard disks can be configured.

Hard Disk Sector Format Information:
 512n HDD: 512 byte sectors on the drive media.
 512e (e-emulation) HDD: 4K physical sectors on the drive media with 512 byte logical configuration.
 512e HDD Disk Drives: VMware 6.0 or earlier is not supported.
 512n & 512e HDDs can be mixed, but cannot be used in one logical RAID volume.

HDD Classes:
 Economic (ECO) SATA: Entry Class Drives.
 Business-Critical (BC) -SATA=Nearline SATA Enterprise Drives / 7.2Krpm, SATA 6G.

3.5" NON hot plug Drives for internal bays

HDD SATA 3.5" 7.2K 512n (LFF) Enterprise Business Critical with NON hot plug/hot replace tray						
Capacity	RPM	Interface	Sector		order code E-part	order code L-part
1TB	7 200	SATA 6Gb/s	512n		S26361-F5637-E100	S26361-F5637-L100
2TB	7 200	SATA 6Gb/s	512n		S26361-F5637-E200	S26361-F5637-L200
4TB	7 200	SATA 6Gb/s	512n		S26361-F5637-E400	S26361-F5637-L400

Choose up to 4 (2 for S26361-K1581-V201 base unit) order codes above.

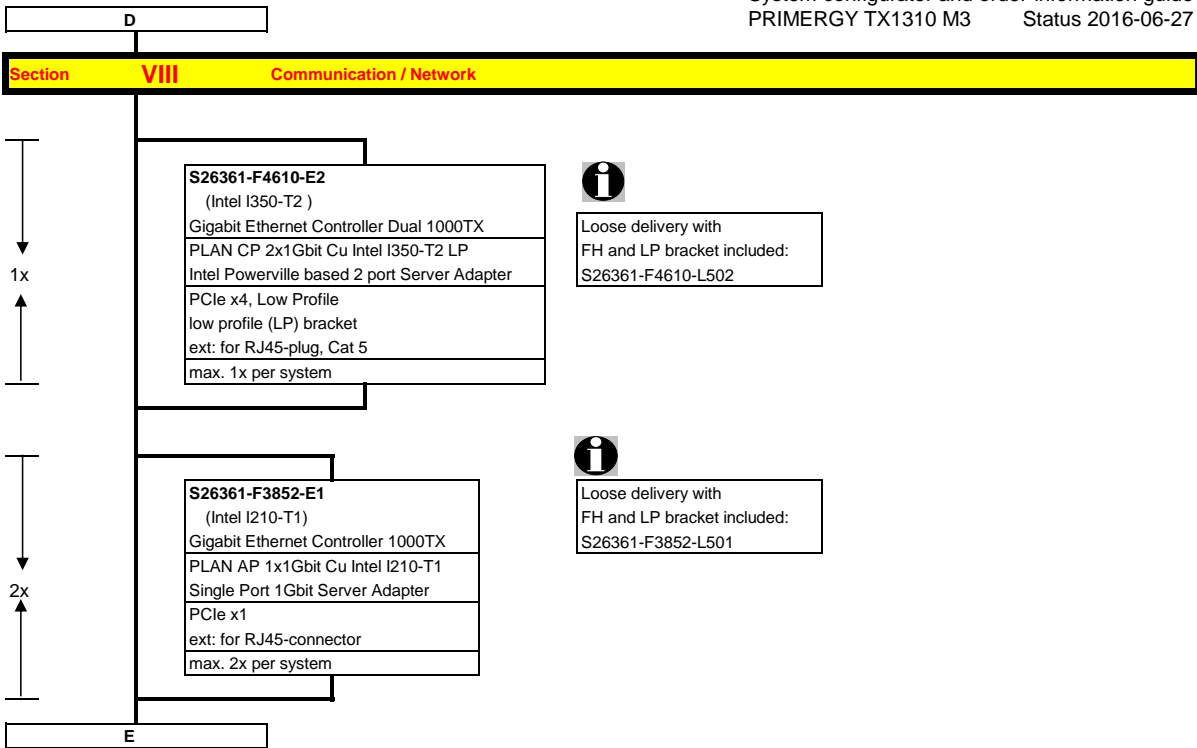
HDD SATA 3.5" 7.2K 512e (LFF) Enterprise Business Critical with NON hot plug/hot replace tray						
Capacity	RPM	Interface	Sector		order code E-part	order code L-part
6TB	7 200	SATA 6Gb/s	512e		S26361-F5639-E600	S26361-F5639-L600
8TB	7 200	SATA 6Gb/s	512e	as soon as available	S26361-F5639-E800	S26361-F5639-L800
8TB	7 200	SATA 6Gb/s	512e		S26361-F3905-E800	S26361-F3905-L800
10TB	7 200	SATA 6Gb/s	512e		S26361-F3905-E100	S26361-F3905-L100
12TB	7 200	SATA 6Gb/s	512e		S26361-F3905-E120	S26361-F3905-L120

Choose up to 4 (2 for S26361-K1581-V201 base unit) order codes above.

HDD SATA 3.5" 7.2K (LFF) ECO with NON hot plug/hot replace tray						
Capacity	RPM	Interface	Sector		order code E-part	order code L-part
500GB	7 200	SATA 6Gb/s	512e		S26361-F5641-E500	S26361-F5641-L500
1TB	7 200	SATA 6Gb/s	512e		S26361-F3952-E100	S26361-F3952-L100

Choose up to 4 (2 for S26361-K1581-V201 base unit) order codes above.

D



Chapter 15 - Accessories

Q

<http://www.fujitsu.com/fts/products/computing/peripheral/accessories/index-facts.html>

USB Mouse:

Mouse M520 Black	S26381-K467-E100	S26381-K467-L100
Mouse M520 Grey	S26381-K467-E101	S26381-K467-L101
Mouse M530 Black	n/a	S26381-K468-L100
Mouse M530 Grey	n/a	S26381-K468-L101



USB sticks (FOR PROJECTS ONLY) - no standard release

ADATA USB 3.0 Flash Stick UE700 – 32GB		S26391-F6048-L332
ADATA USB 3.0 Flash Stick UE700 – 64GB		S26391-F6048-L364



USB Keyboards for Tower Servers for following countries:

USB professional Keyboard KBPC PX ECO	Country version	FUJITSU Keyboard KB521 USB (grey)
	US/ int 105 keys (UK keyboard + US int. Layout)	S26381-K521-E102
S26381-K341-E104	Czech/Slovak	S26381-K521-E104
S26381-K341-E110	US 104 keys (US keyboard + US layout)	S26381-K521-E110
S26381-K341-E120	Germany	S26381-K521-E120
S26381-K341-E122	Germany / Int	S26381-K521-E122
S26381-K341-E140	France	S26381-K521-E140
S26381-K341-E154	Sweden / Finland	S26381-K521-E154
S26381-K341-E165	United Kingdom	S26381-K521-E165
S26381-K341-E170	Switzerland	S26381-K521-E170
S26381-K341-E180	Spain	S26381-K521-E180
S26381-K341-E185	Italy	S26381-K521-E185

USB Optical Disc Drive

External Ultra Slim Portable DVD Writer (Hitachi-LG)	S26341-F103-L142
--	------------------



Please find the layout of all Fujitsu keyboards here:
<http://abg0355a.abg.fsc.net/>

R

