





HP ProCurve Product Portfolio



HP ProCurve Modular Switches

<p>HP ProCurve Switch 8212zl 10/100/1000 PoE switch</p>  <p>ONE Core, distribution, and mission-critical access layer switch with advanced high availability, Layer 2 to Layer 4 and intelligent edge feature set, enterprise-class performance and security, ProCurve ONE integrated, and scalable 10/100/1000 and 10-GbE connectivity.</p> <p>HP ProCurve Switch 8212zl (J8715A)* HP ProCurve Switch 8200zl Management Module (J9052A) HP ProCurve Switch 8200zl Fabric Module (J9033A)** HP ProCurve Switch 8200zl System Support Module (J9056A)** HP ProCurve Switch 8212zl Chassis/Fan Tray (J9031A)** HP ProCurve Switch 8212zl Fan Tray (J9054A)**</p>	<p>HP ProCurve Switch 8212zl Accessories HP ProCurve Switch z1 24-Port 10/100/1000 PoE Module (J8702A) HP ProCurve Switch z1 20-Port 10/100/1000 + 4-Port Mini-GbIC Module (J8705A) HP ProCurve Switch z1 24-Port Mini-GbIC Module (J8706A) HP ProCurve Switch z1 4-Port 10-GbE X2 Module (J8707A) HP ProCurve Switch z1 4-Port 10-GbE CX4 Module (J8708A) HP ProCurve Switch z1 875W Power Supply (J8712A) HP ProCurve Switch z1 1500W Power Supply (J8713A) HP ProCurve Switch z1 Power Supply Shelf (J8714A) HP ProCurve Wireless Edge Services z1 Module (J9051A) HP ProCurve Redundant Wireless Services z1 Module (J9052A)</p> <p>NEW HP ProCurve ONE Services z1 Module (J9289A)</p> <p>* Shown with optional modules ** Ordered for spares only (J8715A provides required modules)</p>	<p>HP ProCurve Switch 5400zl Series 10/100/1000 PoE switches</p>  <p>ONE Core, distribution, and advanced access layer switch with Layer 2 to Layer 4 and intelligent edge feature set, enterprise-class performance and security, ProCurve ONE integrated, and scalable 10/100/1000 and 10-GbE connectivity.</p> <p>HP ProCurve Switch 5412zl-966 (J8700A) HP ProCurve Switch 5406zl-486 (J8699A) Chassis HP ProCurve Switch 5412zl (J8698A) HP ProCurve Switch 5406zl (J8697A) HP ProCurve Switch 5400zl Series License Premium License for Switch 5400zl Series (J8994A)</p>	<p>HP ProCurve 5400zl Series Accessories HP ProCurve Switch z1 24-Port 10/100/1000 PoE Module (J8702A) HP ProCurve Switch z1 20-Port 10/100/1000 + 4-Port Mini-GbIC Module (J8705A) HP ProCurve Switch z1 24-Port Mini-GbIC Module (J8706A) HP ProCurve Switch z1 4-Port 10-GbE X2 Module (J8707A) HP ProCurve Switch z1 4-Port 10-GbE CX4 Module (J8708A) HP ProCurve Switch z1 875W Power Supply (J8712A) HP ProCurve Switch z1 1500W Power Supply (J8713A) HP ProCurve Switch z1 Power Supply Shelf (J8714A) HP ProCurve Wireless Edge Services z1 Module (J9051A) HP ProCurve Redundant Wireless Services z1 Module (J9052A)</p> <p>NEW HP ProCurve ONE Services z1 Module (J9289A)</p>	<p>HP ProCurve Switch 4200vl Series 10/100/1000 switches</p>  <p>Access layer switch with Layer 2 and Layer 3 lite feature set, scalable 10/100/1000 connectivity, and 10-GbE uplinks.</p> <p>HP ProCurve Switch 4208vl-725S (J9030A) HP ProCurve Switch 4204vl-486S (J9064A) 10/100 switches HP ProCurve Switch 4208vl-86 (J8775B) HP ProCurve Switch 4202vl-72 (J8772B) Chassis HP ProCurve Switch 4208vl (J8773A) HP ProCurve Switch 4204vl (J8770A)</p>	<p>HP ProCurve 4200vl Series Accessories HP ProCurve Switch vl 24-Port Gig-T Module (J8768A) HP ProCurve Switch vl 20-Port Gig-T + 4-Port SFP Module (J9033A) HP ProCurve Switch vl 12-Port 100-FX MTRJ Module (J8763A) HP ProCurve Switch vl 24-Port 10/100-TX Module (J8765B) HP ProCurve Switch vl 4-Port Mini-GbIC Module (J8775A) HP ProCurve Switch vl 1-Port 10-GbE X2 Module (J8764A) HP ProCurve Switch vl/4x/1v Redundant Power Supply (J4839A)</p>
---	---	--	--	--	---

HP ProCurve Network Management

HP ProCurve Manager
HP ProCurve Manager 2.3
A basic Windows®-based network management solution included with all managed HP ProCurve devices.

HP ProCurve Manager Plus 2.3
A comprehensive, Windows-based network management solution that provides robust and detailed management of HP ProCurve devices.

HP ProCurve Manager Plus 2.3 upgrade from PCM+ 1.6 or newer (J9056A)
HP ProCurve Manager Plus 2.3 50-device license (J9057A)
HP ProCurve Manager Plus 2.3 upgrade +100-device license (J9058A)
HP ProCurve Manager Plus 2.3 unlimited-device license (J9059A)

HP ProCurve Identity Driven Manager
NEW HP ProCurve Identity Driven Manager 2.3
Dynamically control user network access when combined with HP ProCurve Manager Plus.


HP ProCurve Identity Driven Manager 2.3 base product—500 user license (J9012A)
HP ProCurve Identity Driven Manager 2.3 base product—upgrade from 1.0 (J9013A)
HP ProCurve Identity Driven Manager 2.3—add 2,000 users license (J9014A)

HP ProCurve Mobility Manager
HP ProCurve Mobility Manager 2.0
An add-on module for HP ProCurve Manager Plus that provides a rich toolset to manage a HP ProCurve WLAN environment.

HP ProCurve Mobility Manager 2.0 50-device license (J9074A)
HP ProCurve Mobility Manager 2.0 +100-device license (J9075A)
HP ProCurve Mobility Manager 2.0 unlimited-device license (J9076A)
HP ProCurve Mobility Manager 2.0 upgrade from PMM 1.1 (J9081A)

HP ProCurve Network Immunity Manager
HP ProCurve Network Immunity Manager 1.0
An add-on module for HP ProCurve Manager Plus 2.2 that detects and automatically responds to threats inside the network such as virus attacks.

HP ProCurve Network Immunity Manager 1.0 50-device license (J9060A)
HP ProCurve Network Immunity Manager 1.0 +100-device license (J9061A)
HP ProCurve Network Immunity Manager 1.0 unlimited-device license (J9062A)



HP ProCurve Network Security










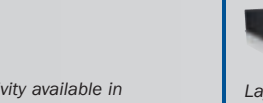

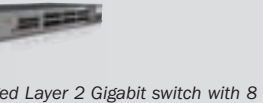



HP ProCurve Network Access Controller
HP ProCurve Network Access Controller 800 (J9065A)
HP ProCurve NAC Endpoint Integrity Agent
HP ProCurve NAC Endpoint Integrity Agent License for 100 clients (J9066A)
HP ProCurve NAC Endpoint Integrity Agent License for 1,000 clients (J9068A)
HP ProCurve NAC Endpoint Integrity Agent License for 5,000 clients (J9069A)
HP ProCurve NAC Endpoint Integrity Agent 1 year Maintenance License for 100 clients (J9070A)
HP ProCurve NAC Endpoint Integrity Agent 1 year Maintenance License for 1,000 clients (J9072A)
HP ProCurve NAC Endpoint Integrity Agent 1 year Maintenance License for 5,000 clients (J9073A)

Network Security Management Applications
See the HP ProCurve Network Management section for details on the following network security products:
HP ProCurve Identity Driven Manager
HP ProCurve Network Immunity Manager




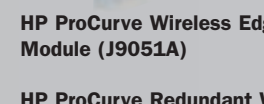
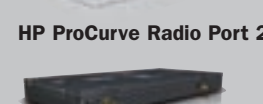
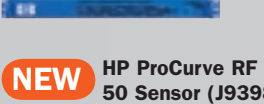

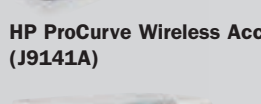


HP ProCurve Data Center Management

HP ProCurve Data Center Connection Manager
NEW HP ProCurve DCM Controller (J9445A)
NEW HP ProCurve Data Center Connection Manager ONE Software (J9446A)


HP ProCurve Fixed-Port Switches

<p>HP ProCurve 6600 Switch Series 10/100/1000 and 10-GbE switches</p>  <p>Data center server access layer switch with front-back cooling, redundant power, Layer 2 to Layer 4 networking and intelligent edge features, enterprise-class performance and security, and scalable 10/100/1000 and 10-GbE connectivity.</p> <p>NEW HP ProCurve 6600-24G Switch (J9283A) NEW HP ProCurve 6600-24G-4XG Switch (J9264A) NEW HP ProCurve 6600-24XG Switch (J9265A) NEW HP ProCurve 6600-48G Switch (J9451A) NEW HP ProCurve 6600-48G-4XG Switch (J9452A)</p> <p>HP ProCurve 6600 Series Accessories NEW HP ProCurve 6600 Switch Power Supply (J9289A) NEW HP ProCurve 6600 Switch Fan Tray (J9271A) NEW HP ProCurve 6600 Series License (J9305A)</p>	<p>HP ProCurve Switch 6400cl Series 10-GbE switches</p>  <p>HP ProCurve Switch 6400cl (J8433A) HP ProCurve Switch 6410cl (J8474A)</p> <p>HP ProCurve Switch cl Modules HP ProCurve Switch cl 10-GbE Media Flex Module (J8435A) HP ProCurve Switch cl 10-GbE CX4 Copper Module (J8434A)</p>	<p>HP ProCurve Switch 6200yl-24G-mGbIC Gigabit switch</p>  <p>Distribution layer switch with Layer 2 to Layer 4 and intelligent edge feature set, high-performance and security, second mini-GbIC connectivity, and 10-GbE uplinks.</p> <p>HP ProCurve Switch 6200yl-24G-mGbIC (J8992A)</p> <p>HP ProCurve Switch yl Module HP ProCurve Switch yl 10-GbE 2-Port CX4 + 2-Port X2 Module (J8694A)</p> <p>HP ProCurve Switch 6108 10/100/1000 switch</p>  <p>HP ProCurve Switch 6108 (J4902A)* * Supports static IP routing only</p>	<p>HP ProCurve Switch 3500yl Series 10/100/1000 PoE switches</p>  <p>Distribution and advanced access layer switch with Layer 2 to Layer 4 and intelligent edge feature set, enterprise-class performance and security, scalable 10/100/1000 connectivity, and 10-GbE uplinks.</p> <p>HP ProCurve Switch 3500yl-48G PWR (J8693A) HP ProCurve Switch 3500yl-24G PWR (J8692A)</p> <p>HP ProCurve Switch yl Module HP ProCurve Switch yl 10-GbE 2-Port CX4 + 2-Port X2 Module (J8694A)</p> <p>HP ProCurve Switch 3500yl Series License Premium License for Switch 3500yl Series (J8993A)</p>	<p>HP ProCurve Switch 3400cl Series 10/100/1000 switches</p>  <p>HP ProCurve Switch 3400cl-486 (J4906A) HP ProCurve Switch 3400cl-24G (J4905A)</p> <p>HP ProCurve Switch cl Modules HP ProCurve Switch cl 10-GbE Media Flex Module (J8435A) HP ProCurve Switch cl 10-GbE CX4 Copper Module (J8434A)</p>	<p>HP ProCurve Switch 2900 Series 10/100/1000 switches with integrated 10-GbE</p>  <p>Layer 2 and Layer 3 lite feature set, 10/100/1000 connectivity, and Gigabit fiber uplinks.</p> <p>HP ProCurve Switch 2900-486 (J9050A)* HP ProCurve Switch 2900-24G (J9049A)* * Supports static IP and RIPv2 only</p>	<p>HP ProCurve Switch 2610 Series 10/100 switches</p>  <p>Layer 2 and Layer 3 lite feature set, scalable 10/100 connectivity, and Gigabit fiber uplinks.</p> <p>HP ProCurve Switch 2610-48 (J9088A)* HP ProCurve Switch 2610-24 (J9085A)* HP ProCurve Switch 2610-24/12PWR (J9086A)* * Supports static IP routing only</p>	<p>HP ProCurve Switch 2810 Series 10/100/1000 switches</p>  <p>Layer 2 switches with Gigabit connectivity available in 24 or 48 ports, includes eFlow traffic monitoring, source port filtering, enhanced security features, and optional redundant power supply.</p> <p>HP ProCurve Switch 2810-48 (J9022A) HP ProCurve Switch 2810-24 (J9021A)</p>	<p>HP ProCurve Switch 2500 Series 10/100 switches</p>  <p>Layer 2 switches with 12 or 24 10/100 ports; supports two Gigabit transceivers for copper or fiber connectivity.</p> <p>HP ProCurve Switch 2524 (J4813A) HP ProCurve Switch 2512 (J4812A)</p>	<p>HP ProCurve Switch 1800 Series 10/100/1000 switches</p>  <p>Web-managed Layer 2 Gigabit switch with 8 and 24 ports; quiet fanless design; two dual-personality mini-GbIC slots for uplink connectivity.</p> <p>HP ProCurve Switch 1800-24G (J9028B) HP ProCurve Switch 1800-8G (J9029A)</p>	<p>HP ProCurve Switch 2300 Series 10/100 switches</p>  <p>Rack-mountable plug-and-play unmanaged switches with 12 or 24 10/100 ports; supports two Gigabit transceivers for copper or fiber connectivity.</p> <p>HP ProCurve Switch 2324 (J4818A) HP ProCurve Switch 2312 (J4817A)</p>	<p>HP ProCurve Switch 1400 Series 10/100/1000 switches</p>  <p>Unmanaged Layer 2 Gigabit switch with 8 and 24 ports; quiet fanless design; two mini-GbIC slots for uplink connectivity.</p> <p>HP ProCurve Switch 1400-24G (J9078A) HP ProCurve Switch 1400-8G (J9077A)</p>	<p>HP ProCurve Switch 2124 10/100 switch</p>  <p>Rack-mountable plug-and-play unmanaged switch with 24 10/100 ports supports 100FX transceiver for copper or fiber connectivity.</p> <p>HP ProCurve Switch 2124 (J4868A)</p>	<p>HP ProCurve Switch 408 10/100 switch</p>  <p>Unmanaged 8 port 10/100 switch; compact and quiet fanless design.</p> <p>HP ProCurve Switch 408 (J4097C)</p>
--	--	--	---	---	---	--	--	---	--	--	---	--	--

HP ProCurve Wireless LAN Products

<p>HP ProCurve MultiService Controller Series 802.11n Capable</p>  <p>NEW HP ProCurve MSM710 Mobility Controller (J9326A) NEW HP ProCurve MSM730 Mobility Controller (J9326A) NEW HP ProCurve MSM750 Mobility Controller (J9327A) NEW HP ProCurve MSM710 Access Controller (J9328A) NEW HP ProCurve MSM730 Access Controller (J9329A) NEW HP ProCurve MSM750 Access Controller (J9330A)</p>	<p>HP ProCurve MultiService Mobility Access Point Series</p>  <p>NEW HP ProCurve MSM310 WW/US Access Point (J9379A/J9374A) NEW HP ProCurve MSM320 WW/US Access Point (J9364A/J9360A) NEW HP ProCurve MSM325 WW/US Access Point (J9373A/J9369A) NEW HP ProCurve MSM422 WW/US Access Point (J9359A/J9356A) NEW HP ProCurve MSM335 WW/US Access Point (J9357A/J9356A) NEW HP ProCurve MSM410 WW/US Access Point (J9427A/J9426A)</p>	<p>HP ProCurve MultiService Mobility Outdoor Access Point Series</p>  <p>NEW HP ProCurve MSM310R WW/US Access Point (J9364A/J9360A) NEW HP ProCurve MSM320R WW/US Access Point (J9368A/J9366A)</p>	<p>Wireless Edge Services Modules</p>  <p>HP ProCurve Wireless Edge Services z1 Module (J9051A) HP ProCurve Redundant Wireless Services z1 Module (J9052A) HP ProCurve Wireless Services z1 48 RP License (J9050A) HP ProCurve Wireless Edge Services xl Module (J9051A) HP ProCurve Redundant Wireless Services xl Module (J9052A) HP ProCurve Wireless Services Module 12 RP License (J9002A)</p>	<p>HP ProCurve Radio Ports*</p>  <p>HP ProCurve Radio Port 210 (J9004A)** HP ProCurve Radio Port 220 (J9005A)** HP ProCurve Radio Port 230 (J9006A)** * Requires HP ProCurve Wireless Edge Services xl Module (J9051A) or HP ProCurve Wireless Edge Services z1 Module (J9051A) ** Internal antenna included *** Requires purchase of an external antenna</p>	<p>WLAN Management and Security</p>  <p>NEW HP ProCurve RF Manager IDS/IPS System, 50 Sensor (J9397A) NEW HP ProCurve RF Manager IDS/IPS System, 100 Sensor (J9397A)</p> <p>HP ProCurve CNMS Software Series NEW HP ProCurve CNMS Software, 200 AP (J9428A) NEW HP ProCurve CNMS Software, 500 AP (J9429A)</p>	<p>HP ProCurve Guest Management Software</p>  <p>NEW HP ProCurve Guest Management Software (J9395A)</p> <p>HP ProCurve RF Planner NEW HP ProCurve RF Planner (J9400A)</p>	<p>HP ProCurve Access Points</p>  <p>HP ProCurve Wireless Access Point 10ag (J9141A) HP ProCurve Access Point 530 (J8967A) HP ProCurve Access Point 420 (J8131B) NEW HP ProCurve M110 Access Point (J9388A)</p>	<p>HP ProCurve Mobility Integrated Services Access Point Series</p>  <p>NEW HP ProCurve MSM313 Access Point (J9350A) NEW HP ProCurve MSM323 Access Point (J9341A)</p>	<p>WLAN Accessories</p>  <p>NEW HP ProCurve M111 Client Bridge (J9388A)</p> <p>HP ProCurve Power Supplies and Injectors HP ProCurve Antenna Lightning Arrester (J8996A) NEW HP ProCurve MSM 31x and MSM 32x Power Supply (J9405A) NEW HP ProCurve MSM 335 and MSM 422 Power Supply (J9405A) NEW HP ProCurve 1-Port Power Injector (J9407A)</p>	<p>HP ProCurve Mobility Client Bridge HP ProCurve M111 Client Bridge (J9388A)</p> <p>HP ProCurve External Access Point Antennas Single Band HP ProCurve 14 dBi Yagi Antenna (J9000A)* HP ProCurve 5 dBi Indoor/Outdoor Omnidirectional Antenna (J8441A)* HP ProCurve 6 dBi 5 GHz Omnidirectional Antenna (J8998A)* Dual band NEW HP ProCurve Dual Band Indoor Short Omni Antenna (J9011A)** HP ProCurve 7 dBi Dual Band Directional Antenna (J8999A)* HP ProCurve 3 dBi Dual Band Diversity Antenna (J8997A)*</p>
--	--	--	---	---	--	--	--	---	--	--

HP ProCurve WAN Products

<p>HP ProCurve Secure Router 7000dl Series</p>  <p>HP ProCurve Secure Router 7102dl (J8752A) HP ProCurve Secure Router 7203dl (J8753A)</p>	<p>HP ProCurve Secure Router 7000dl Series Modules dl modules HP ProCurve Secure Router dl 1xE1 Module (J8454A) HP ProCurve Secure Router dl 1xE1-G.703 Module (J8455A) HP ProCurve Secure Router dl 2xE1 Module (J8456A) HP ProCurve Secure Router dl 1-Port ADSL2+ Annex B Module (J8759A) HP ProCurve Secure Router dl 1-Port ADSL2+ Annex A Module (J8459A)</p>	<p>HP ProCurve Secure Router dl 1-Port Serial Module (J8458A) HP ProCurve Secure Router dl 2-Port ISDN BRI S/T Module (J8457A) HP ProCurve Secure Router dl 1-Port ISDN BRI S/T Backup Module (J8461A)</p>	<p>dl wide modules HP ProCurve Secure Router dl Wide 8xT1/E1 Module (J8463A) HP ProCurve Secure Router dl Wide 8xSerial Module (J9011A)</p>	<p>Cables HP ProCurve Secure Router Serial Cable V.35 DTE (J8757A) HP ProCurve Secure Router Serial Cable X.21 DTE (J8755A)</p>	<p>VPN client licenses HP ProCurve VPN Client Software 100-user license (J8758A), unlimited user license (J8750A) Allows users to securely connect to HP ProCurve wireless access controllers and WAN routers</p>	<p>VPN encryption modules HP ProCurve Secure Router 7100/7200 IPsec VPN Module (J8471A), includes a 10-user VPN client license HP ProCurve Secure Router 7100/7200 IPsec VPN Base Module (J9026A)</p>
---	--	--	---	---	---	---

HP ProCurve Customer Care

ProCurve Lifetime Warranty

HP ProCurve warranty and support
Industry-leading warranty
- HP ProCurve networking products come with warranties you would expect from HP
- HP ProCurve Lifetime Warranty* features next-business-day advance replacement
- HP ProCurve warranty includes coverage for the fans and power supplies
- Software release notification upon registration on the www.hp.com/go/warranty website
- Limited electronic or telephone support is available from HP. Refer to the HP Web site www.hp.com/go/warranty for details on the support provided and the period during which support is available. Details on the software releases provided and the period during which software releases are available are also found at this Web site.
Refer to the HP Web site www.hp.com/go/contactsupport for details on how to contact HP ProCurve technical support.

HP ProCurve Services
HP provides a full range of services to meet the end-to-end networking needs of our customers. Network lifecycle services from the core foundation of network consulting, assessments, planning, design, integration, deployment and management. These can be sold standalone or used to deliver solutions across the portfolio, spanning Network, Security/HP Adaptive Infrastructure and Data Center Networking Services, as well as Wireless/Mobility Solutions.
Overview of HP ProCurve Service offerings
- Hardware and Software Maintenance Services
- Deployment & Implementation Services
- Mission Critical and Proactive Services
- Channel Partner Delivered Services
For more information about HP ProCurve Lifecycle Services and the availability in your country, please visit www.hp.com/go/Services.

* For as long as you own the product, with next-business-day advance replacement (available in most countries). The following hardware products and their related series models have a one-year hardware warranty with extensions available: HP ProCurve Routing Switch 9300n Series, HP ProCurve Switch 8100n Series, and HP ProCurve Network Access Controller 800. The following hardware mobility products have a one-year hardware limited warranty with extensions available: HP ProCurve M111 Client Bridge, HP ProCurve MSM310 Access Point, HP ProCurve MSM320 Mobility and Access Controller, HP ProCurve RF Manager IDS/IPS Systems, HP ProCurve MSM Power Supplies, and HP ProCurve 1-Port Power Injector. Disk drives in the HP ProCurve ONE Services z1 Module have a four-year hardware warranty. Standalone software, upgrades, or licenses may have a different warranty duration. For details, refer to the ProCurve Software License, Warranty, and Support booklet at www.hp.com/go/warranty.

HP ProCurve Transceivers

<p>HP ProCurve form-factor For HP ProCurve 2500/2300/2124 switches HP ProCurve 100-FX SC Transceiver (J4853A)</p>	<p>For HP ProCurve 2500/2300 switches HP ProCurve Gigabit-SX Transceiver (J4131B) HP ProCurve Gigabit-LX Transceiver (J4132A) HP ProCurve 100/1000-T Transceiver (J4834A) HP ProCurve Switch Gigabit Stacking Kit (J4116A)</p>	<p>Industry standard form-factor SFP (Mini-GbIC) X2 form-factor SFP+ form-factor</p> <p>Please see reverse side of poster for compatibility matrix.</p>
--	--	---

HP ProCurve Switch & Accessories Guide



HP ProCurve Switch Selection Guide

8212zl Switch Accessories

- HP ProCurve Switch z1 24-Port 10/100/1000 PoE Module (J8702A)
- HP ProCurve Switch z1 20-Port 10/100/1000 + 4-Port Mini-GbIC Module (J8705A)
- HP ProCurve Switch z1 24-Port 10-GbE X2 Module (J8706A)
- HP ProCurve Switch z1 4-Port 10-GbE X2 Module (J8707A)
- HP ProCurve Switch z1 4-Port 10-GbE CX4 Module (J8708A)
- HP ProCurve Switch z1 875W Power Supply (J8712A)
- HP ProCurve Switch z1 8212zl Chassis/Fan Tray (J9091A) (not pictured)
- HP ProCurve Switch z1 8200zl Management Module (J9092A)
- HP ProCurve Switch z1 8200zl Fabric Module (J9093A)
- HP ProCurve Switch z1 8212zl Fan Tray (J9094A)
- HP ProCurve Switch z1 8200zl System Inpaint Module (J9095A)

5400zl Series Accessories

- HP ProCurve Switch z1 24-Port 10/100/1000 PoE Module (J8702A)
- HP ProCurve Switch z1 20-Port 10/100/1000 + 4-Port Mini-GbIC Module (J8705A)
- HP ProCurve Switch z1 24-Port 10-GbE X2 Module (J8706A)
- HP ProCurve Switch z1 4-Port 10-GbE X2 Module (J8707A)
- HP ProCurve Switch z1 4-Port 10-GbE CX4 Module (J8708A)
- HP ProCurve Switch z1 875W Power Supply (J8712A)
- HP ProCurve Switch z1 5400zl Chassis/Fan Tray (J9091A) (not pictured)
- HP ProCurve Switch z1 5400zl Management Module (J9092A)
- HP ProCurve Switch z1 5400zl Fabric Module (J9093A)
- HP ProCurve Switch z1 5400zl Fan Tray (J9094A)
- HP ProCurve Switch z1 5400zl System Inpaint Module (J9095A)

4200vl Series Accessories

- HP ProCurve Switch v1 12-Port 10/100/1000 PoE Module (J8702A)
- HP ProCurve Switch v1 20-Port 10/100/1000 + 4-Port Mini-GbIC Module (J8705A)
- HP ProCurve Switch v1 24-Port 10-GbE X2 Module (J8706A)
- HP ProCurve Switch v1 4-Port 10-GbE X2 Module (J8707A)
- HP ProCurve Switch v1 4-Port 10-GbE CX4 Module (J8708A)
- HP ProCurve Switch v1 875W Power Supply (J8712A)
- HP ProCurve Switch v1 4200vl Chassis/Fan Tray (J9091A) (not pictured)
- HP ProCurve Switch v1 4200vl Management Module (J9092A)
- HP ProCurve Switch v1 4200vl Fabric Module (J9093A)
- HP ProCurve Switch v1 4200vl Fan Tray (J9094A)
- HP ProCurve Switch v1 4200vl System Inpaint Module (J9095A)

6600 Series Accessories

- HP ProCurve 6600 Switch Power Supply (J9269A)
- HP ProCurve 6600 Switch Fan Tray (not pictured)

Modules for vl switches

- For HP ProCurve 3400zl, 6400zl, and 6410zl Series Switches: HP ProCurve Switch v1 10-GbE Media Flex Module (J8435A)
- For HP ProCurve 8212zl and 5400zl Series Switches: HP ProCurve Switch v1 10-GbE CX4 Copper Module (J8434A)

Modules for cl switches

- For HP ProCurve 3400zl, 6400zl, and 6410zl Series Switches: HP ProCurve Switch v1 10-GbE Media Flex Module (J8435A)
- For HP ProCurve 8212zl and 5400zl Series Switches: HP ProCurve Switch v1 10-GbE CX4 Copper Module (J8434A)

HP ProCurve External Power Supply

- For HP ProCurve 2000-PWR, 2610-PWR, 2810, 3400L, 5300A, 6400L Series Switches and HP ProCurve 7203R Secure Router: HP ProCurve E10 External Power Supply (J8169A)
- For HP ProCurve 8212zl and 5400zl Series Switches: HP ProCurve Switch z1 Power Supply Shelf (J8714A)
- For HP ProCurve 600 Redundant External Power Supply (J8696A): HP ProCurve 600 Redundant External Power Supply (J8696A)
- For HP ProCurve 600 Redundant External Power Supply (J8584A): HP ProCurve 600 Redundant External Power Supply (J8584A)

HP ProCurve Redundant External Power Supplies

- For HP ProCurve 2600-PWR, 2610-PWR, 2810, 3400L, 5300A, 6400L Series Switches and HP ProCurve 7203R Secure Router: HP ProCurve 620 Redundant External Power Supply (J8696A)
- For HP ProCurve 2900, 3000L, and 6200 Series Switches: HP ProCurve 620 Redundant External Power Supply (J8696A)

HP ProCurve Modular Switch Guide

4200vl Series

- Max Ports/System: 192x 10/100/1000 4x 10G
- HP ProCurve Switch 4208vl (J8773A)
- HP ProCurve Switch 4204vl (J8770A)
- HP ProCurve Switch 4206vl-26S (J9030A)
- HP ProCurve Switch 4206vl-96 (J8775A)
- HP ProCurve Switch 4204vl-48G5 (J9044A)
- HP ProCurve Switch 4202vl-72 (J8772A)

5400zl Series

- Max Ports/System: 288x 10/100/1000 48x 10G
- HP ProCurve Switch 5412zl (J8698A)
- HP ProCurve Switch 5406zl (J8697A)
- HP ProCurve Switch 5406zl-48G5 (J8699A)
- HP ProCurve Switch 5406zl-48G5 (J8699A)
- HP ProCurve Switch 5406zl-48G5 (J8699A)
- HP ProCurve Switch 5406zl-48G5 (J8699A)

8212zl Switch

- Max Ports/System: 288x 10/100/1000 48x 10G
- HP ProCurve Switch 8212zl (J8715A)

Access layer

- Basic Layer 2 networking features
- Intelligent Edge QoS/convergence features
- Enterprise-class performance & security
- Full Layer 2 feature set
- Gigabit PoE
- ProCurve ONE integrated
- Wireless Edge Services

HP ProCurve Fixed-Port Switch Guide

Ports	Unmanaged		Web Managed		L2 Managed		L3 Managed		Data Center
	10/100 Mbps	10/100/1000 Mbps	10/100 Mbps	10/100/1000 Mbps	10/100 Mbps	10/100/1000 Mbps	10/100Mbps	10/100/1000 Mbps	
48	HP ProCurve Switch 2510-48 (J9020A)	HP ProCurve Switch 2810-48G (J9022A)	HP ProCurve Switch 2610-48* (J9088A)	HP ProCurve Switch 2848* (J4904A)	HP ProCurve Switch 2900-48G* (J9050A)	HP ProCurve Switch 3400-48G* (J4906A)	HP ProCurve Switch 6108 (J4902A) (2x only)	HP ProCurve Switch 6600-48G (J4515A)	(not pictured)
24	HP ProCurve Switch 1400-24G (J9078A)	HP ProCurve Switch 1700-24 (J9080A)	HP ProCurve Switch 1800-24G (J49028)	HP ProCurve Switch 2510-24 (J90198)	HP ProCurve Switch 2810-24G (J9021A)	HP ProCurve Switch 2824* (J4903A)	HP ProCurve Switch 2900-24G* (J9049A)	HP ProCurve Switch 3400-24G* (J4905A)	HP ProCurve Switch 6000-24G-Mini-GbIC* (J8433A)
8	HP ProCurve Switch 408 (J4907C)	HP ProCurve Switch 1400-8 (J9077A)	HP ProCurve Switch 1700-8 (J9079A)	HP ProCurve Switch 1800-8G (J9029A)	HP ProCurve Switch 2510-8 (J90197A)	HP ProCurve Switch 2810-8 (J90196A)	HP ProCurve Switch 2824* (J9038A)	HP ProCurve Switch 3400-8 (J9048A)	HP ProCurve Switch 6400-8 (J9025A)

Industry-leading warranty

HP ProCurve networking products come with warranties you would expect from HP.

- HP ProCurve Lifetime Warranty* features next-business day advance replacement
- HP ProCurve warranty includes coverage for the fans and power supplies
- Software release notification upon registration on the MyProCurve.com website

Refer to the HP Web site www.procurve.eu/contact-support for details on how to contact HP ProCurve technical support. For more information about HP ProCurve Lifecycle Services and the availability in your country, please visit www.procurve.eu/services.

HP ProCurve Transceivers

Product	SFP (mini-GbIC) supported							X2 (10-GbE) supported					SFP+ (10-GbE) supported																								
	100-FX	100-BX, 100-BXU	1000-SX	1000-LX	1000-LH	1000-T	10G-BX, 10G-BXU	SR	LRM	LR	ER	CX4	OMC	SR	LRM	LR	1m	3m	7m																		
1400	J9078A	J9080A	J9028B	J9019B	J9020A	J9279A	J9280A	J8762A	J9085A	J9087A	J9088A	J9089A	J4903A	J4904A	J9021A	J9022A	J9049A	J9050A	J4905A	J4906A	J8992A	J8433A	J8474A	J9263A	J9264A	J9265A	J9451A	J9452A	J8434A	J8435A	J8776A	J8777A	J9033A	J8694A	J8706A	J8707A	J8708A

Fiber Technology Distances

Core diameter (microns)	OFL modal bandwidth (MHz*km)	Fiber name	100-FX	100-BX	1000-SX	1000-LH	1000-LR	1000-BX	10G-SR	10G-LRM	10G-LR	10G-ER
62.5	160/500	OM3	up to 2,000	-	2-220	2-550	-	2-26	0.5-220	-	-	-
62.5	200/500	OM1	up to 2,000	-	2-275	2-550	-	2-33	0.5-220	-	-	-
50	400/400	(no name)	up to 2,000	-	2-500	2-550	-	2-46	0.5-100	-	-	-
50	400/500	(no name)	up to 2,000	-	2-500	2-550	-	2-66	0.5-220	-	-	-
50	500/500	OM2	up to 2,000	-	2-550	2-550	-	2-82	0.5-220	-	-	-
50	1500/500	OM3	up to 2,000	-	N/S	2-550	-	2-300	0.5-220	-	-	-
9	N/A	singlemode	-	0.5-10,000	-	2-10,000	10-70,000	0.5-10,000	-	-	2-10,000	2-40,000

Note: OFL means overfilled launch. For OM3, the "effective" modal bandwidth is 2000 MHz*km. Note: N/S means distance is not specified for this fiber type. - means this technology is not supported by this fiber type.