

**NOTICE OF A REGULAR MEETING  
OF THE BOARD OF DIRECTORS  
MONTGOMERY COUNTY HOSPITAL DISTRICT**

Notice is hereby given to all interested members of the public that the Board of Directors of Montgomery County Hospital District will hold a regular meeting as follows:

**Date:** March 28, 2017

**Time:** 4:00 P.M.

**Place:** MONTGOMERY COUNTY HOSPITAL DISTRICT  
ADMINISTRATIVE BUILDING  
1400 SOUTH LOOP 336 WEST  
CONROE, MONTGOMERY COUNTY, TEXAS 77304

Open to Public: The meeting will be open to the public at all times during which such subjects are discussed, considered, or formally acted upon as required by Texas Open Meetings Act, Chapter 551 of the Government Code.

This Notice in detail was posted at least 72 hours prior to the beginning of said meeting with the County Clerk's Office and is on the Bulletin Board of the Courthouse and in the District's Administrative Office.

**Subject:** The agenda for such meeting shall include the consideration of, and if deemed advisable, the taking of action upon:

1. Call to Order
2. Invocation
3. Pledge of Allegiance
4. Roll Call
5. Public Comment
6. Special Recognition

**Items Involving Visitors**

7. Consider and act on ratification of contracts with additional network providers for indigent care. (Mrs. Wagner, Chair - Indigent Care Committee)
8. Consider and act on the renewal of District commercial package and business auto insurance policy with VFIS. (Mr. Grice, Treasurer – MCHD Board)
9. Consider and act on Homestead Exemptions. (Mr. Grice, Chair – Finance Committee)

**District**

10. CEO Report to include update on District operations, strategic plan, capital purchases, employee issues and benefits, transition plans and other healthcare matters, grants and any other related district matters.

**Emergency Medical Services**

11. EMS Director Report to include updates on EMS staffing, performance measures, staff activities, patient concerns, transport destinations and fleet.
12. Presentation regarding the purchase of used Frazer boxes from secondary market.
13. Consider and act on first amendment to professional services agreement for Dr. Casey Patrick, MD. (Mr. Bagley, Chair – EMS Committee)
14. Consider and act on the purchase of 38 King Vision Video Laryngoscopes. (Mr. Bagley, Chair –

EMS Committee)

15. Consider and act on purchase of Panasonic Toughbooks for Field patient care records system. (Mr. Bagley, Chair – EMS Committee)

**Operations and Health Care Services**

16. COO Report to include updates on infrastructure, facilities, radio system, warehousing, staff activities, community paramedicine, emergency management, and purchasing.
17. Consider and act on the purchase of 35 each P25 Radios. (Mr. Cole, Chair – PADCOM Committee)
18. Health Care Services Report to include regulatory update, outreach, eligibility, service, utilization, community education, clinical services, epidemiology, and emergency preparedness.
19. Consider and act on Healthcare Assistance Program claims from Non-Medicaid 1115 Waiver providers processed by Boon-Chapman. (Mrs. Wagner, Chair - Indigent Care Committee)
20. Consider and act on ratification of voluntary contributions to the Medicaid 1115 Waiver program of Healthcare Assistance Program claims processed by Boon Chapman. (Mrs. Wagner, Chair – Indigent Care Committee)
21. Consider and act on revisions and modifications to Healthcare Assistance Program (HCAP) which is comprised of the Montgomery County Indigent Care Plan and the Medical Assistance Plan Handbooks (Mrs. Wagner, Chair-Indigent Care Committee).

**Finance**

22. Presentation of preliminary Financial Report for five months ended February 28, 2017 – Brett Allen, CFO, report to include Financial Summary, Financial Statements, Supplemental EMS Billing Information, and Supplemental Schedules.
23. Consider and act on ratification of payment of District invoices. (Mr. Grice, Treasurer – MCHD Board)
24. Consider and act on salvage and surplus. (Mr. Grice, Treasurer – MCHD Board)

**Other Items**

25. Consider and act on the purchase of 41 Alaris 8015 PCU and 44 Alaris 8100 IV pumps with safety software licenses and pharmacy support. (Mr. Bagley, Chair – EMS Committee)
26. Consider and act on minutes for the February 28, 2017 Regular Meeting and March 14, 2017 Special BOD meeting. (Mrs. Wagner, Secretary - MCHD Board)
27. Adjourn.

---

Sandy Wagner, Secretary

The Board will announce it will convene into Executive Session, if necessary, pursuant to Chapter 551 of the Texas Government Code, to receive advice from Legal Counsel, to discuss matters of land acquisition, litigation and personnel matters as specifically listed on this agenda. The Board of Directors may also announce it will go into Executive Session, if necessary, to receive advice from Legal Counsel regarding any item on this agenda.

New Provider Contracts to present to BOD

|  |
|--|
| New Agreements                           |
| OTA's                                    |
| Renewals                                 |
| New Provider-existing facility agreement |

| BOD Meeting   | Provider              | Date Sign |    | Specialty                 | Primary Location   | Facility   |
|---|-----------------------|-----------|----|---------------------------|--|--|
| March 2017  | Barry G Willens       | 3/7/2017  | RJ | Family Practice           | 20185 U.S. Hwy 59 #72 New Caney, TX 77357                  | Memorial Hermann Northeast Hospital, Kingwood Hospital                   |
| <b><u>St. Hope Foundation, Inc</u></b>                    |                       |           |    |                           |  |  |
| March 2017  | Amina Abdulla, MD     | 3/12/2017 | RJ | Psychiatry                | 6807 Emmett F. Lowry Expy, Ste # 302, Texas City, TX 77591 | None   |
| March 2017  | Stephen Choy, MPA     | 3/12/2017 | RJ | Physician Assistant       | 6807 Emmett F. Lowry Expy, Ste # 302, Texas City, TX 77591 | None   |
| March 2017  | Joyce Ann Carter, FNP | 3/12/2017 | RJ | Family Nurse Practitioner | 6807 Emmett F. Lowry Expy, Ste # 302, Texas City, TX 77591 | None   |
| <b><u>The Greater Houston Neurosurgery Center, PA</u></b> |                       |           |    |                           |  |  |
| March 2017  | Peter Shedden, MD     | 3/12/2017 | RJ | Neurosurgery              | 125 Medical Park Lane, Huntsville, TX 77340                | St Luke's Hospital-The Woodlands, Lakeside Hospital, Huntsville Hospital |
| March 2017  | Dare Adewumi, MD      | 3/12/2017 | RJ | Neurosurgery              | 125 Medical Park Lane, Huntsville, TX 77340                | St Luke's Hospital-The Woodlands, Lakeside Hospital, Huntsville Hospital |
| March 2017  | William Francis, MD   | 3/12/2017 | RJ | Orthopedic                | 9200 New Trails Drive, Ste 100, The Woodlands, TX 77381    | St Luke's Hospital-The Woodlands, Lakeside Hospital, Huntsville Hospital |
| March 2017  | Micahel Knox, MD      | 3/12/2017 | RJ | Neuropsychologist         | 9200 New Trails Drive, Ste 100, The Woodlands, TX 77381    | St Luke's Hospital-The Woodlands, Lakeside Hospital, Huntsville Hospital |
| March 2017  | Robert Borden, PA-C   | 3/12/2017 | RJ | Physician Assistant       | 9200 New Trails Drive, Ste 100, The Woodlands, TX 77381    | St Luke's Hospital-The Woodlands, Lakeside Hospital, Huntsville Hospital |
| March 2017  | Mary Vollmert, PA-C   | 3/12/2017 | RJ | Physician Assistant       | 9200 New Trails Drive, Ste 100, The Woodlands, TX 77381    | St Luke's Hospital-The Woodlands, Lakeside Hospital, Huntsville Hospital |
| March 2017  | Kevin Schumann, PA-C  | 3/12/2017 | RJ | Physician Assistant       | 9200 New Trails Drive, Ste 100, The Woodlands, TX 77381    | St Luke's Hospital-The Woodlands, Lakeside Hospital, Huntsville Hospital |

# Agenda Item # 8



We Make a Difference!

**To:** Board of Directors

**From:** Brett Allen, CFO

**Date:** March 28, 2017

**Re: VFIS Insurance Renewal**

---

Consider and act on the renewal of District commercial package and business auto insurance policy with VFIS. (Mr. Grice, Treasurer – MCHD Board)

*“Presentation for board members at board meeting”*

**Montgomery County Hospital District  
Property and General Liability Insurance  
Premium Summary**

|                                | <b>2017<br/>Premium</b>  | <b>2016<br/>Premium</b>  | <b>Difference</b>         |       |
|--------------------------------|--------------------------|--------------------------|---------------------------|-------|
| Property                       | 181,704.00               | 178,385.00               | 3,319.00                  |       |
| Crime / Fidelity Bond          | 281.00                   | 281.00                   | 0.00                      |       |
| Portable Equipment             | 6,686.00                 | 5,996.00                 | 690.00                    |       |
| Auto                           | 129,275.00               | 114,916.00               | 14,359.00                 |       |
| General Liability              | 144,519.00               | 183,989.00               | (39,470.00)               |       |
| Management Liability           | 12,656.00                | 12,480.00                | 176.00                    |       |
| Excess Liability               | N/A                      | N/A                      |                           |       |
| Total Estimated Annual Premium | <u>475,121.00</u>        | <u>496,047.00</u>        | <u>(20,926.00)</u>        |       |
| Surcharges and fees            | 168.00                   | 162.00                   | 6.00                      |       |
| Total                          | <u><u>475,289.00</u></u> | <u><u>496,209.00</u></u> | <u><u>(20,920.00)</u></u> | -4.2% |

# Agenda Item # 9



We Make a Difference!

**To:** Board of Directors

**From:** Brett Allen, CFO

**Date:** March 28, 2017

**Re: Homestead Exemption**

---

Consider and act on Homestead Exemptions. (Mr. Grice, Chair – Finance Committee)

# Agenda Item # 10



**To:** Board of Directors  
**From:** Randy Johnson, CEO  
**Date:** March 28, 2017  
**Re:** **CEO Report**

---

Listed below are updated items for the Board's attention and review:

## General:

- The second bi-monthly newsletter for 2017 will be published at the end of the Board Meeting Week. The Theme of this newsletter is "Compassion". Mr. Cole has generously written a brief article for the newsletter on this topic, representing his position as board member. The next newsletter will be published the end of May. The theme of that newsletter will be "Excellence". If a board member wishes to contribute a brief article on the subject, the staff would certainly appreciate reading it.
- The Five Year Plan, which was to be presented in its final form at this Board Meeting, will be presented at the May meeting. The Homestead Exemption has taken precedence and should be completed at this month's meeting.
- Sara Horton, one of our FTO's and Community Paramedics, is being honored in a Saturday night first responder's ceremony by The Woodlands. Congratulations, Sara!

## Administration:

- Human Resources Annual Evaluations are complete for the year. The process has gone very well. Beginning in FY'18, MCHD can begin ranking evaluations for merit increases.
- Next month, HR will begin to present some ideas on retirement planning for the board to consider.
- Next month HR will present the quarterly turnover report.
- Next Month, HR plans to present the results of our external salary review.
- Next month, HR will present an invitation to bid on the HRIS system.
- Laserfiche, the records storage and processing used by MCHD, is currently being updated in order to be more effective for records management. The team managing the workflow includes: Brett Allen, Henrietta Valentine, Calvin Hon, Donna Daniel, and an additional future employee to create the forms flow process for files in each of our departments. Initially, Human Resources worked as the department to expand the LF capabilities. Now the Accounts Payable Process will be the next group to re-work the filing and forms flow process. Management

expect that the process to implement each MCHD department in the Laserfiche re-organization will take three to four years.

- I am asking for a contract hourly pricing increase for Dr. Patrick, our Assistant Medical Director, from an hourly rate of \$165 to \$185 per hour. At Dr. Patrick's contract signing, he requested \$185, noting that the hourly rate for ER docs is well in excess of \$200 per hour. I stated that we would review his work in six months and then address the potential rate change. He works 8 hours per week, and has done an outstanding job. I recommend the \$20 per hour increase. This is still below market, and will only cost the District an additional \$8,230 annually. In addition, I am going to ask to increase Dr. Dickson's time at MCHD from two days per week to three, in order to give MCHD more face to face time with the additional hospitals in the county, and more time with first responder organizations. I will pay for the increase from existing budget salary costs. I will bring and justify this expansion next month.
- The Audit is nearly complete.
- Budget schedule is now beginning
- Financials for the five year plan projections will be completed in the next two weeks.
- The Insurance RFP will be initiated next month
- The EMS pricing and collections review will begin in April and be studied for the next three months.
- Executive Staff is working with a group, "Financial Intelligence", to tailor a financial training program to present to all MCHD managers, supervisors, and potential managers sometime this summer.

#### Alarm:

- Sarah Cottar is doing very well in her new role as Alarm Manager. Currently she and an interview panel are selecting an Assistant Alarm Manager.
- National Telecommunicator's Week is April 9-15th. Mr. Bagley will read a resolution at the Commissioner's Court, Tuesday, March 28<sup>th</sup>.
- MCHD, 911, and South County Fire are continuing to work on a system that will better coordinate 911 communications between all first responders in Montgomery County.

#### EMS:

- Clinical Education Week was just completed.
- Driver's training and agility testing is currently taking place.
- Shattered lives will be taking place from now until the end of April.
- Chief Nutt is currently evaluating the effectiveness of the new Command Supervisor staffing structure. He will report in the next 60 days.
- The Transfer Truck is averaging 5 – 8 calls per day, Monday through Saturday. MCHD will now work on expanding our services to areas beyond CRMC.






- Clinical Staff is moving forward with implementing additional procedures for qualified first responders to perform on occasions they are waiting for EMS more than five minutes.

Thank you,

Randy Johnson

**MONTGOMERY COUNTY HOSPITAL DISTRICT BOARD REPORT**  
**Organizational Projects**

| DATE: March 28, 2017  |          |     |     |  |
|---|----------|-----|-----|--|
|  Task/Project on Schedule  Task/ Project in Danger of Not Meeting  Task/Project Not Meeting Schedule   |          |     |     |  |
| Project   | Progress |     |     | Evaluation   |
| <b>Project:</b> <u>HCAP Eligibility Procedures</u><br><b>Objective:</b> Define and standardize current processes.<br><b>Phase 1 deadline:</b> 12/31/2015 complete<br><b>Objective Phase 2:</b> Analysis of KPI's and Action Plans<br><b>Phase 2 deadline:</b> 12/31/2016 complete<br><b>Objective Phase 3:</b> Implement needed changes from Phase 2<br><b>Phase 3 deadline:</b> 12/31/2017<br><b>Budget:</b> N/A<br><b>Project Manager:</b> Adeolu Moronkeji | Feb      | Mar | Apr | In analyzing the effectiveness of the procedures implemented in 2016, we adopted the Plan-Do-Study-Act (PDSA) cyclical approach. A thorough evaluation of each procedural component indicated the need to make immediate changes to our current eligibility approval process. As part of Phase 3, we have implemented the revised approval process with plan to evaluate for effectiveness in May. If necessary, the PDSA cycle will be ongoing through 2017, till we achieve a process that is effective and compliant. |
| <b>Project:</b> <u>US Digital-Station Purchase and Installation</u><br><b>Objective:</b> Improve station alerting infrastructure<br><b>Initial Deadline for purchase and receipt:</b> July 31, 2016<br><b>Installation Deadline:</b> Dec. 31, 2016 extended to 1/31/17<br><b>Budget:</b><br><b>Project Manager:</b> Melissa Miller/Justin Evans   | Feb      | Mar | Apr | US Digital is operational in all stations. The Purchase and Implementation phase of this project is complete.<br><br><b>PROJECT COMPLETE</b>   |
| <b>Project:</b> <u>Inter RF Subsystem Interface (ISSI)</u><br><b>Objective:</b> Seamless, dual system, multi -jurisdictional Radio talk groups<br><b>Initial Deadline:</b> September 2017<br><b>Final Deadline:</b><br><b>Budget:</b><br><b>Project Manager:</b> Melissa Miller/Justin Evans  | Feb      | Mar | Apr | ISSI interface has successfully been connected and communications between systems has been tested. Harris County is actively working through the required upgrade process for their system which must occur before the next project phase.   |
| <b>Project:</b> <u>Station Generator Purchase and Installation</u><br><b>Objective:</b> Provide back-up power at MCHD stations<br><b>Initial Deadline for purchase:</b> June 30, 2017<br><b>Installation Deadline:</b> Sept. 31, 2017<br><b>Budget:</b> \$115,500.00<br><b>Project Manager:</b> Avery Belue /Melissa Miller   | Feb      | Mar | Apr | The specifications for generators at stations 14, 31, 41, 43 and 45 were complete. The RFP for these generators will be posted the week of March 27, 2017. A recommendation based on RFP results will be presented at the April board meeting.   |
| <b>Project:</b> <u>LaserFiche ( Multiyear Project)</u><br><b>Objective:</b> Fully Implement LaserFiche throughout the organization.<br><b>Phase I Objective:</b> Determine what the initial function and application needs to be for the HR Department.<br><b>Phase I Deadline:</b> August 31, 2016<br><b>Budget:</b><br><b>Project Manager:</b> Jodi Andersen/ Calvin Hon  | Feb      | Mar | Apr | <b>Audit:</b> HR is continuing the audit of all active employees in the new filing system.<br><b>Security and Views:</b> EMS supervisors have been given access to Laserfiche for employee records retrieval<br><b>Weblink Access:</b> Laserfiche Weblink has been installed to allow read only access to retrieval only users for Accounting and Billing Departments to free up licenses for managers/supervisors.  |

**MONTGOMERY COUNTY HOSPITAL DISTRICT BOARD REPORT**  
**Organizational Projects**

**DATE: March 28, 2017**


















**Task/Project on Schedule**



**Task/ Project in Danger of Not Meeting**



**Task/Project Not Meeting Schedule**

| Project  | Progress   | Evaluation  |
|--|--|---|
| <b>Project:</b> 5 Year Plan Update<br><b>Objective:</b> Update the 5 Year Plan<br><b>Initial Deadline:</b> August 31, 2016<br><b>New Deadline:</b> December 31, 2016<br><b>Budget:</b><br><b>Project Manager:</b> Randy Johnson  | Feb      Mar      Apr<br>         | The Five Year plan written review and capital projection is complete. The Pro Forma Cash Flow statement is incomplete. It will be completed by April 10, 2017.  |
| <b>Project:</b> Alarm Supervisor Structure<br><b>Objective:</b> Formalize alarm management and supervisory structure.<br><b>Initial Deadline:</b> October 31, 2016<br><b>Secondary Deadline:</b> June 30, 2017<br><b>Budget:</b><br><b>Project Manager:</b> Jared Cospser/ Sarah Cotter  | Feb      Mar      Apr<br>         | Sarah Cottar has assumed her role as Alarm Manager. She has made several interim staffing changes that will allow her supervisors to improve training and onboarding of several employees. Currently Sarah and her team are interviewing to fill the Assistant Alarm Manager position.  |
| <b>Project:</b> EMS Command Supervisor Structure<br><b>Objective:</b> Reorganize EMS to improve both form and flow.<br><b>Initial Deadline:</b> January 15, 2016<br><b>Secondary Deadline:</b> June 30, 2017<br><b>Budget:</b><br><b>Project Manager:</b> Jared Cospser  | Feb      Mar      Apr<br>         | The Shift Commander was filled as of mid-January, 2017. The Commanders have been working to improve communication and consistency across the county. The Commanders, Jared Cospser and Kevin Nutt will present a review of the shift Commander operational change, no later than June 30 <sup>th</sup> .  |
| <b>Project:</b> EMS Deployment<br><b>Objective:</b> Evaluate current deployment program to determine the most effective and efficient deployment program.<br><b>Initial Deadline:</b> December 31, 2016<br><b>Secondary Deadline:</b> September 30, 2017<br><b>Budget:</b><br><b>Project Manager:</b> Jared Cospser/ Matt Walkup   | Feb      Mar      Apr<br>      | Shift bid has gone live and the updated deployment changes are working well to cover daily demand. An overall review will be completed by Matt Walkup by September 30, 2017.  |
| <b>Project:</b> <u>Effectiveness of Current EMS Shifts</u><br><b>Objective:</b> Review current shift structure to determine the appropriate shifts to fulfill our mission and minimize burnout/fatigue.<br><b>Initial Deadline:</b> December 31, 2016<br><b>Secondary Deadline:</b> September 30, 2017<br><b>Budget:</b><br><b>Project Manager:</b> Jared Cospser/ Matt Walkup | Feb      Mar      Apr<br>   | MCHD will develop a live dashboard for system and unit demand to identify units that are at risk for fatigue, if any, and allow for supervisors and shift commanders to intervene when these situations arise. A "sleep room" has been set in each District Station. The "sleep room" is to be utilized only when a supervisor or shift commander determines a medic is overtired. As noted above a manager has been selected for this department who will aid MCHD in translating our data into actionable reports and dashboards for key data elements. This is one of many reporting elements the Business Analysis Unit Manager will complete over the 2017 year. |

# Agenda Item # 11



We Make a Difference!

**To:** Board of Directors

**From:** Jared Cospier

**Date:** January 24, 2017

**RE:** EMS Report

---

## **Executive Summary**

- Command Staff and local hospital leadership teams from Conroe Regional Medical Center, CHI St. Luke's Health – The Woodlands, Memorial Hermann – The Woodlands, and Texas Children's Hospital have met over the past month to discuss opportunities to improve the care we provide our patients. Texas Children's Hospital will be opening April 11, 2017. The opening represents a significant improvement in the care of pediatric patients in Montgomery County, as we will have our first pediatric Intensive Care Unit, allowing children and families to stay closer to home when hospitalized.
- Interviews for the Assistant Alarm Manager on March 23 and 24, Mr. T.J. Darst has been offered the position and will do an excellent job in this leadership role. T.J. has most recently served MCHD as an Alarm supervisor.
- The Business Analysis Unit and Command Staff have made significant improvements to the electronic medical records system, the changes have been very well received by Field Staff, and will improve efficiency for billing processes. The BAU has also been working diligently to bring MCHD's data extracts into compliance with the Department of State Health Services.
- Customer service scores for February, 2017 show MCHD scoring 2<sup>nd</sup> amongst large EMS systems and 18<sup>th</sup> among to all systems.

## **ALARM Summary**

- Sarah Cottar has done a fantastic job in her first few months as Alarm manager. She is primarily focused on improving the recruiting talented employees to bring the department up to full staffing. In the interim, several full-time EMS Field Employees have graciously agreed to work full time in Alarm.
- Sarah is researching industry staffing level indicators to ensure MCHD Alarm is staffed appropriately during times of heavy system demand.
- ALARM, IT, and Woodlands FireCom continue to plan for the redesign of TriTech CAD into a single agency setup. This will allow better interoperability between agencies. We are also evaluating an interface that will allow CAD integration between MCHD and local public safety partners.

- ALARM, IT, and Radio teams continue to improve the performance of the US Digital alerting system as the installation process continues. The system is running smoothly, and only a few minor tweaks remain to be adjusted as we gain more experience and staff develop preferences on system operations.

### **Department of Clinical Services Summary**

- The O-Two Medical e-700 ventilators have been delivered. DCS is working with Materials Management to prepare for training and deployment at the next quarterly continuing education session. The addition of the new devices will add clinical and operational benefit, as they combine two devices into one and allow for the use of bi-level positive pressure ventilation for patients with respiratory distress.
- The DCS has finalized preparations for a cadaver lab to teach advanced skills and maintain skills competency for EMS staff. The course will be taught by our Medical Directors as well as the local Medical Examiner.

### **EMS Operations Update**

- Operations and the Shift Commanders have revised several evaluation processes as well as Service Inquiry processes to improve our ability to evaluate system performance electronically.
- Planning for Ironman TX continues, which will be held at the end of April, 2017. The bike route this year will run along the Grand Parkway, reducing the staffing requirements for MCHD.



# MCHD EMS Turnaround Times by Destination - 2017 (TabletPCR data)

| Destination  | Month | Month Name | Transports   | Average Turnaround Time (minutes) |
|--|-------|------------|--------------|-----------------------------------|
| <b>Conroe Regional Medical Center</b>                    |       |            |              |                                   |
| Conroe Regional Medical Center                           | 1     | January    | 973          | 28                                |
|  | 2     | February   | 869          | 28                                |
|  | 3     | March      | 4            | 27                                |
| <b>Conroe Regional Medical Center - Summary</b>          |       |            | <b>1,846</b> | <b>28</b>                         |
| <b>Hermann Hospital</b>                                  |       |            |              |                                   |
| Hermann Hospital   | 1     | January    | 11           | 47                                |
|  | 2     | February   | 13           | 31                                |
| <b>Hermann Hospital - Summary</b>                        |       |            | <b>24</b>    | <b>39</b>                         |
| <b>Kingwood Medical Center</b>                           |       |            |              |                                   |
| Kingwood Medical Center                                  | 1     | January    | 370          | 29                                |
|  | 2     | February   | 370          | 29                                |
|  | 3     | March      | 1            | 19                                |
| <b>Kingwood Medical Center - Summary</b>                 |       |            | <b>741</b>   | <b>26</b>                         |
| <b>Memorial Hermann Hospital The Woodlands</b>           |       |            |              |                                   |
| Memorial Hermann Hospital The Woodlands                  | 1     | January    | 775          | 36                                |
|  | 2     | February   | 669          | 36                                |
|  | 3     | March      | 5            | 28                                |
| <b>Memorial Hermann Hospital The Woodlands - Summary</b> |       |            | <b>1,449</b> | <b>33</b>                         |
| <b>St. Lukes Hospital Lakeside</b>                       |       |            |              |                                   |
| St. Lukes Hospital Lakeside                              | 1     | January    | 7            | 17                                |
|  | 2     | February   | 5            | 14                                |
| <b>St. Lukes Hospital Lakeside - Summary</b>             |       |            | <b>12</b>    | <b>16</b>                         |
| <b>St. Lukes Hospital The Woodlands</b>                  |       |            |              |                                   |
| St. Lukes Hospital The Woodlands                         | 1     | January    | 504          | 30                                |
|  | 2     | February   | 463          | 29                                |
|  | 3     | March      | 1            | 21                                |
| <b>St. Lukes Hospital The Woodlands - Summary</b>        |       |            | <b>968</b>   | <b>27</b>                         |
| <b>Tomball Regional Hospital</b>                         |       |            |              |                                   |
| Tomball Regional Hospital                                | 1     | January    | 167          | 27                                |
|  | 2     | February   | 170          | 29                                |
|  | 3     | March      | 1            | 15                                |
| <b>Tomball Regional Hospital - Summary</b>               |       |            | <b>338</b>   | <b>24</b>                         |



# MCHD EMS Turnaround Times by Destination - 2017 (TabletPCR data)

| Destination       | Month | Month Name | Transports | Average Turnaround Time (minutes) |
|-------------------|-------|------------|------------|-----------------------------------|
| Overall - Summary |       |            | 5,378      | 27                                |

MCHD

Conroe, TX

Client 6577



1515 Center Street  
Lansing, Mi 48096  
1 (877) 583-3100  
service@EMSSurveyTeam.com  
www.EMSSurveyTeam.com

# EMS System Report

February 1, 2017 to February 28, 2017

Your Score

**95.21**

Number of Your Patients in this Report

**267**

Number of Patients in this Report

**5,009**

Number of Transport Services in All EMS DB

**137**







## Executive Summary

This report contains data from **267 MCHD** patients who returned a questionnaire between **02/01/2017** and **02/28/2017**.

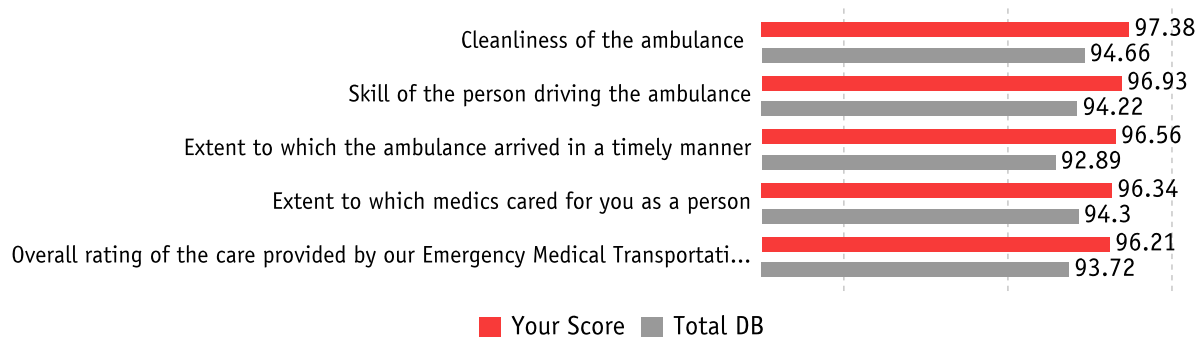
The overall mean score for the standard questions was **95.21**; this is a difference of **2.49** points from the overall EMS database score of **92.72**.

The current score of **95.21** is a change of **0.69** points from last period's score of **94.52**. This was the **18th** highest overall score for all companies in the database.

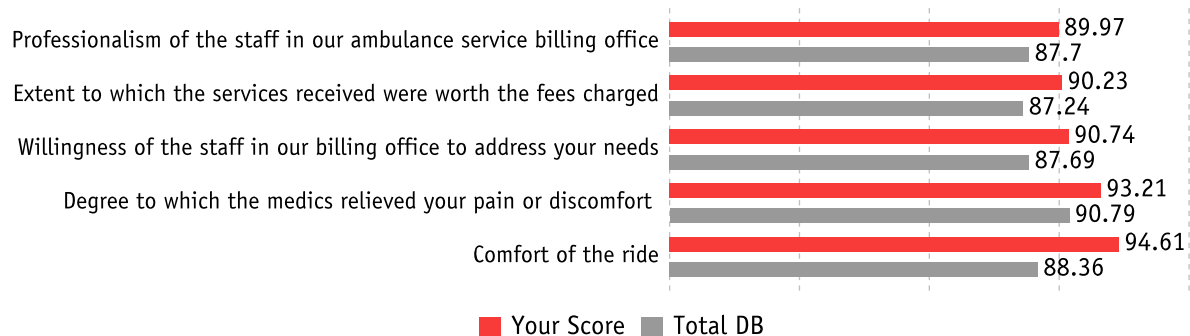
You are ranked **2nd** for comparably sized companies in the system.

**85.53%** of responses to standard questions had a rating of Very Good, the highest rating. **98.93%** of all responses were positive.

### 5 Highest Scores

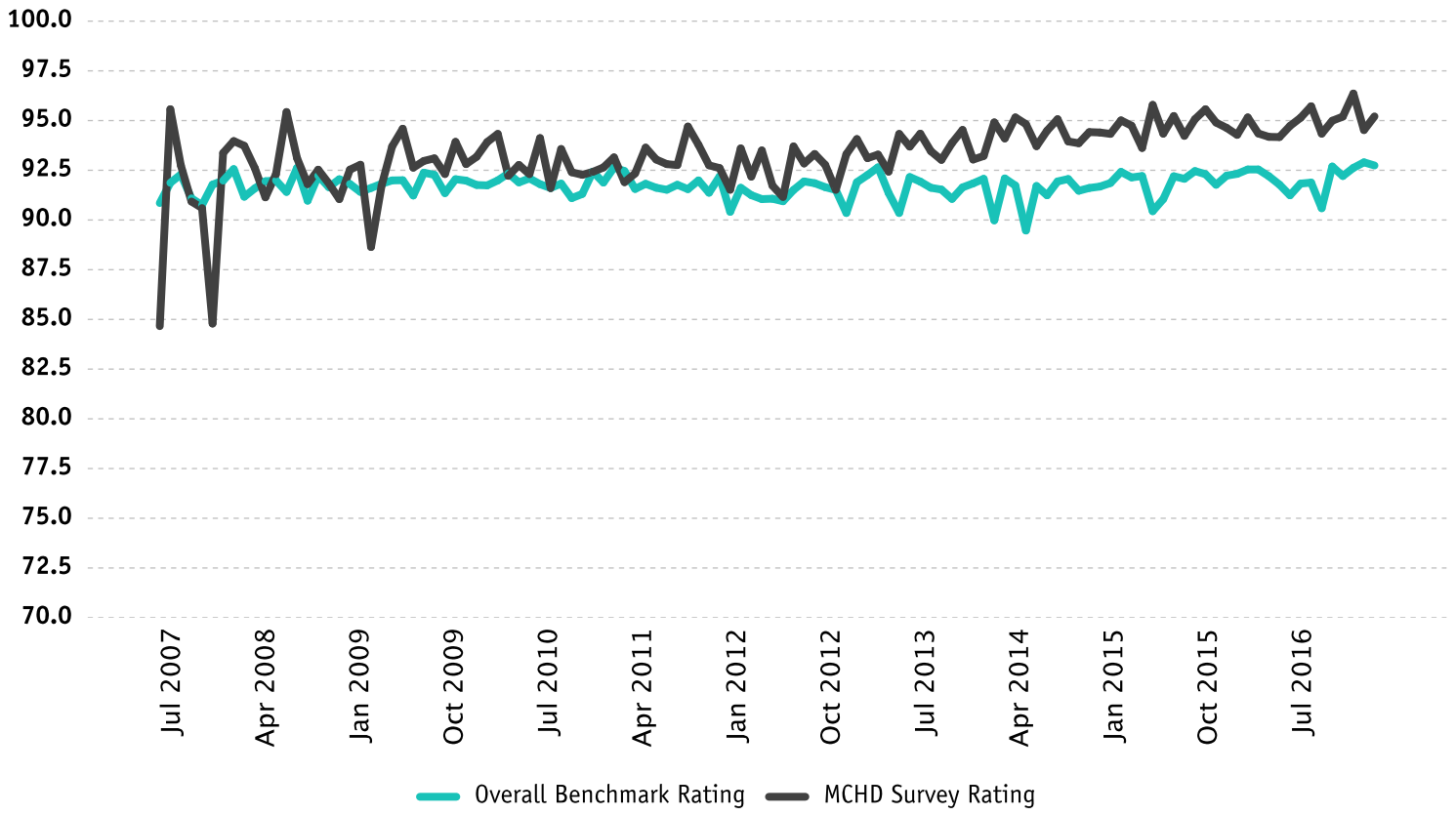


### 5 Lowest Scores





### Monthly tracking of Overall Survey Score

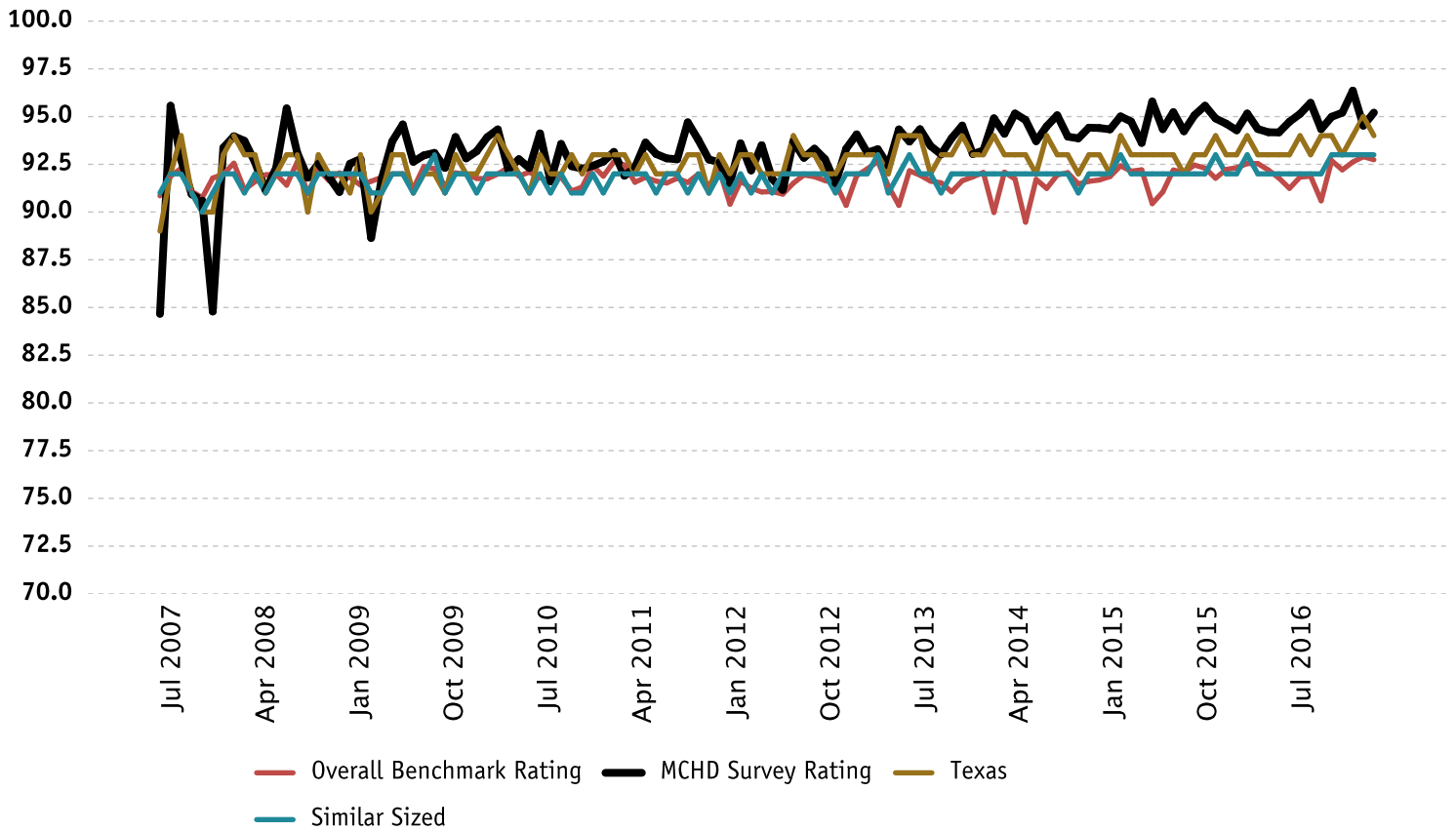




**Company Comparisons** — The following chart gives a comparison of the mean score for each question as scored by comparable companies. Your company is highlighted. There is also a green-shaded highlight of the highest score for each question. This will show how you compare to similar companies.

|  | Your Company | Comparison Companies |       |       |       |       |       |
|--|--------------|----------------------|-------|-------|-------|-------|-------|
|  |              | A                    | B     | C     | D     | E     | F     |
| Helpfulness of the person you called for ambulance service           | <b>94.88</b> | 91.25                | 91.81 | 91.38 | 96.32 | 93.58 | 87.50 |
| Concern shown by the person you called for ambulance service         | <b>95.03</b> | 91.88                | 91.36 | 92.69 | 95.59 | 93.57 | 75.00 |
| Extent to which you were told what to do until the ambulance         | <b>94.61</b> | 92.31                | 89.00 | 89.71 | 93.75 | 91.03 | 50.00 |
| Extent to which the ambulance arrived in a timely manner             | <b>96.56</b> | 95.12                | 90.38 | 92.75 | 86.51 | 93.36 | 75.00 |
| Cleanliness of the ambulance   | <b>97.38</b> | 97.92                | 93.10 | 93.57 | 94.70 | 95.00 | 87.50 |
| Comfort of the ride  | <b>94.61</b> | 93.38                | 86.66 | 85.83 | 86.79 | 87.18 | 50.50 |
| Skill of the person driving the ambulance                            | <b>96.93</b> | 94.85                | 92.98 | 94.10 | 92.65 | 94.46 | 87.50 |
| Care shown by the medics who arrived with the ambulance              | <b>96.05</b> | 95.95                | 91.80 | 93.58 | 91.46 | 95.21 | 75.00 |
| Degree to which the medics took your problem seriously               | <b>95.67</b> | 97.30                | 93.15 | 92.71 | 89.31 | 94.65 | 75.00 |
| Degree to which the medics listened to you and/or your family        | <b>96.05</b> | 97.97                | 92.54 | 92.60 | 88.63 | 94.33 | 62.50 |
| Skill of the medics  | <b>96.15</b> | 96.62                | 94.92 | 93.12 | 89.55 | 95.06 | 75.00 |
| Extent to which the medics kept you informed about your              | <b>95.82</b> | 95.71                | 91.96 | 91.51 | 85.87 | 93.56 | 50.00 |
| Extent to which medics included you in the treatment decisions (if   | <b>95.78</b> | 97.66                | 91.84 | 90.18 | 87.50 | 93.90 | 62.50 |
| Degree to which the medics relieved your pain or discomfort          | <b>93.21</b> | 94.53                | 91.69 | 88.00 | 87.97 | 92.19 | 25.00 |
| Medics' concern for your privacy                                     | <b>96.06</b> | 95.83                | 92.24 | 91.29 | 91.96 | 93.61 | 50.50 |
| Extent to which medics cared for you as a person                     | <b>96.34</b> | 97.92                | 92.52 | 92.59 | 87.53 | 94.65 | 75.00 |
| Professionalism of the staff in our ambulance service billing office | <b>89.97</b> | 89.71                | 82.38 | 87.80 | 79.47 | 90.14 | 50.00 |
| Willingness of the staff in our billing office to address your needs | <b>90.74</b> | 85.94                | 80.21 | 87.92 | 83.40 | 90.63 | 50.00 |
| How well did our staff work together to care for you                 | <b>94.78</b> | 95.59                | 91.20 | 92.14 | 87.88 | 94.05 | 50.00 |
| Extent to which our staff eased your entry into the medical facility | <b>94.94</b> | 95.16                | 90.40 | 91.54 | 90.00 | 94.80 | 50.00 |
| Appropriateness of Emergency Medical Transportation treatment        | <b>95.76</b> | 94.53                | 94.61 | 90.75 | 89.20 | 93.76 | 50.00 |
| Extent to which the services received were worth the fees charged    | <b>90.23</b> | 91.38                | 85.23 | 87.29 | 81.73 | 87.56 | 50.00 |
| Overall rating of the care provided by our Emergency Medical         | <b>96.21</b> | 96.21                | 91.82 | 91.97 | 85.90 | 93.76 | 50.00 |
| Likelihood of recommending this ambulance service to others          | <b>95.54</b> | 94.70                | 89.83 | 92.05 | 84.44 | 94.16 | 50.00 |
| <b>Overall score</b>   | 95.21        | 94.86                | 90.95 | 91.31 | 89.09 | 93.27 | 64.53 |
| <b>National Rank</b>   | 18           | 23                   | 60    | 56    | 75    | 40    | 92    |
| <b>Comparable Size (Large) Company Rank</b>                          | 2            | 3                    | 15    | 13    | 18    | 9     | 21    |

**Benchmark Trending Graphic** - Below are the monthly scores for your service. It details the overall score for each month as well as your subscribed benchmarks for that month.



## Fleet Summary 2016-17

| <b>Mileage</b>     | <b>Ambulance</b> | <b>Supervisor/Squad</b> | <b>CommandStaff</b> | <b>Other</b>   | <b>MonthlyTotal</b> | <b>WeeklyTotal</b> |
|--------------------|------------------|-------------------------|---------------------|----------------|---------------------|--------------------|
| February 2017      | 101,049          | 13,112                  | 3,804               | 13,805         | 131,770             | 32,943             |
| January 2017       | 120,793          | 14,836                  | 3,295               | 16,462         | 155,386             | 38,847             |
| December 2016      | 102,957          | 11,250                  | 2,303               | 12,298         | 128,808             | 32,202             |
| November 2016      | 92,392           | 10,845                  | 2,451               | 13,323         | 119,011             | 29,753             |
| October 2016       | 115,017          | 13,907                  | 3,384               | 18,689         | 150,997             | 37,749             |
| September 2016     | 81,767           | 13,001                  | 2,117               | 11,554         | 108,439             | 27,110             |
| August 2016        | 115,871          | 16,096                  | 3,598               | 15,680         | 151,245             | 37,811             |
| July 2016          | 81,049           | 13,488                  | 2,217               | 10,550         | 107,304             | 26,826             |
| June 2016          | 103,317          | 13,463                  | 3,752               | 15,171         | 135,703             | 33,926             |
| May 2016           | 116,063          | 9,189                   | 3,301               | 18,278         | 146,831             | 36,708             |
| April 2016         | 97,828           | 7,857                   | 2,521               | 14,313         | 122,519             | 30,630             |
| March 2016         | 107,315          | 9,222                   | 2,867               | 16,069         | 135,473             | 33,868             |
| <b>Total</b>       | <b>1,235,418</b> | <b>146,266</b>          | <b>35,610</b>       | <b>176,192</b> | <b>1,593,486</b>    |                    |
| Average            | 102,952          | 12,189                  | 2,968               | 14,683         | <b>132,791</b>      | <b>33,198</b>      |
| Annualized Amounts |                  |                         |                     |                | 1,593,486           |                    |
|                    |                  |                         |                     |                |                     |                    |

| <b>Accidents</b>  | <b>MCHD-Fault</b> |               | <b>MCHD Non-Fault</b> |               | <b>GRAND TOTAL</b> |
|-------------------|-------------------|---------------|-----------------------|---------------|--------------------|
|                   | <b>Non-injury</b> | <b>Injury</b> | <b>Non-injury</b>     | <b>Injury</b> |                    |
| February 2017     | 4                 |               |                       |               | 4                  |
| January 2017      | 2                 |               |                       |               | 2                  |
| December 2016     | 2                 |               |                       |               | 2                  |
| November 2016     | 3                 |               | 1                     |               | 4                  |
| October 2016      | 2                 |               | 2                     |               | 4                  |
| September 2016    | 3                 |               |                       |               | 3                  |
| August 2016       | 1                 | 1             |                       |               | 2                  |
| July 2016         |                   |               |                       |               | -                  |
| June 2016         | 3                 |               | 1                     |               | 4                  |
| May 2016          | 1                 |               |                       |               | 1                  |
| April 2016        | 2                 |               | 1                     |               | 3                  |
| March 2016        | 3                 | 1             | 2                     |               | 6                  |
| <b>Total</b>      | 26                | 2             | 7                     | 0             | 35                 |
| Per 100,000 Miles | 1.63              | 0.1255        | 0.44                  | -             | 2.20               |

| <b>Service Interruptions</b> | Count | Per 100K mlles |
|------------------------------|-------|----------------|
| February 2017                | 3     | 2.28           |
| January 2017                 | 3     | 1.93           |
| December 2016                | 3     | 2.33           |
| November 2016                | 2     | 1.68           |
| October 2016                 | 2     | 1.32           |
| September 2016               | 1     | 0.92           |
| August 2016                  | 5     | 3.31           |
| July 2016                    | 4     | 3.73           |
| June 2016                    | 2     | 1.47           |
| May 2016                     | 6     | 4.09           |
| April 2016                   | 1     | 0.82           |
| March 2016                   | 8     | 5.91           |
| <b>Total</b>                 | 32    | 2.01           |

# Agenda Item # 12



**To:** Board of Directors

**From:** Jared Cospers, EMS Director

**Date:** March 28, 2017

**Re: Frazer Boxes**

---

Presentation regarding the purchase of used Frazer boxes from secondary market.

# Agenda Item # 13



We Make a Difference!

**To:** Board of Directors

**From:** Randy Johnson, CEO

**Date:** March 28, 2017

**Re: Dr. Casey Patrick, MD**

---

Consider and act on first amendment to professional services agreement for Dr. Casey Patrick, MD. (Mr. Bagley, Chair – EMS Committee)

## FIRST AMENDMENT TO CONTRACT OF PROFESSIONAL SERVICES

This First Amendment To The Contract Of Professional Services (“Amendment”), to be effective as of March \_\_\_, 2017 (the “Effective Date”), is made and entered into by and between Montgomery County Hospital District (“MCHD”) and Casey Patrick, M.D. (“Patrick”). This Amendment amends the Professional Services Agreement (“Agreement”) previously executed by the parties effective June 15, 2016, as follows:

- A. MCHD desires to increase the scope of services to be provided by Patrick in addition to those services provided in the Agreement, MCHD seeks that Patrick provide assistance and guidance to MCHD EMS ambulance personnel in connection with the provision of life support measures, including cardiac pulmonary resuscitation (CPR) and the discontinuation thereof in instances wherein the Patrick has determined the continuation of life support measures is no longer necessary.

NOW, THEREFORE, in consideration of the foregoing, the provisions contained herein and the mutual benefits to be derived from this Agreement, and for other good and valuable consideration, the sufficiency of which is hereby acknowledged, MCHD and Patrick agree as follows:

1. A new subsection 3. E. is added to the Agreement as follows:

“3. E. Patrick, shall provide assistance and guidance to MCHD EMS ambulance personnel in connection with the provision of life support measures, including cardiac pulmonary resuscitation (CPR) and the discontinuation thereof in instances wherein the Patrick has determined the continuation of CPR is no longer necessary (Termination of Life Support Calls. Patrick agrees to provide such services to MCHD EMS every other week (in rotation with Dr. Robert Lewis Dickson M.D. (“Dickson”) on the off-weeks.). Patrick agrees to coordinate scheduling of such services with Dickson so that MCHD has coverage for these services for each week during the term of this Agreement. **The commencement date for these services will be mutually agreed upon between MCHD and Dickson.**”

2. The first sentence of Subsection 5.A. is amended to provide as follows:

“5.A. In consideration for Assistant Medical Director’s provision of Assistant Medical Director Services, the District agrees to pay monthly compensation to Assistant Medical Director in the amount of **One Hundred Eighty-Five and No/100 Dollars (\$185.00) per hour** (“Hourly Fee”)

2. A new subsection 5.D. is added to the Agreement as follows:

“5. D. For those weeks in which Patrick is furnishing the services to MCHD EMS as described in section 3.E. above, MCHD shall pay Patrick the sum of One Hundred Dollars (\$100.00) per day as an on call stipend to answer Termination of Life Support calls from MCHD field supervisors and other authorized MCHD EMS personnel on-scene.”



3. Remainder of Agreement Unaffected. Other than as set forth herein, the Agreement shall continue in force per its original terms. This Amendment shall be incorporated into the Agreement by reference for all purposes.

Each of the parties has duly executed and delivered this Amendment to be effective on the Effective Date.

**MONTGOMERY COUNTY HOSPITAL DISTRICT**

By \_\_\_\_\_

Name: Randy Johnson

Title: Chief Executive Officer

**CASEY PATRICK, M.D**

\_\_\_\_\_

# Agenda Item # 14



**To:** Board of Directors

**From:** Jordan Anderson, EMS Clinical Services Manager

**Date:** March 28, 2017

**Re:** King Vision Laryngoscopes

---

Consider and act on the purchase of 38 King Vision Laryngoscopes.

Fiscal Impact: Nominal

| Yes                                 | No                       | N/A                                 |                   |
|-------------------------------------|--------------------------|-------------------------------------|-------------------|
| <input checked="" type="checkbox"/> | <input type="checkbox"/> | <input type="checkbox"/>            | Budgeted item?    |
| <input checked="" type="checkbox"/> | <input type="checkbox"/> | <input type="checkbox"/>            | Within budget?    |
| <input type="checkbox"/>            | <input type="checkbox"/> | <input checked="" type="checkbox"/> | Renewal contract? |
| <input type="checkbox"/>            | <input type="checkbox"/> | <input checked="" type="checkbox"/> | Special request?  |



**Quotation**

Quotation#:031717

03/17/2017

**Account Number: 109723-SHIP001**

**BILL-TO**

MONTGOMERY COUNTY HOSP DIST  
PO BOX 478  
CONROE, TX 77305-0478

Ship Method: NO FRT

Payment Terms: NET 30

**SHIP-TO**

MONTGOMERY COUNTY HOSP DIST  
1300 S LOOP 336 WEST  
CONROE, TX 77304-2819

Contact Name Eric Baldwin  
Phone Number 936-521-5621

| Item       | UOM  | Description   | Qty | Price       | Ext.Price   | Exp.Date   |
|------------|------|---|-----|-------------|-------------|------------|
| 2144-KV010 | 1/CS | King Vision Video Laryngoscope, Reusable Digital Display w/Video-Out Port, Battery Status Indicator | 38  | \$ 1,031.25 | \$39,187.50 | 06/30/2017 |

**Quote Total \$39,187.50**

Comments:

**Kevin M. Traynor**

Boundtree | Account Manager

Phone: 346-802-9644 | Fax:

kevin.traynor@boundtree.com |

Sales tax will be applied to customers who are not exempt.

Shipping charges will be prepaid and added to the invoice unless otherwise stated.

This quotation is valid until the quote expires or the manufacturer's price to Bound Tree Medical increases.

To place an order, please visit our website at [www.boundtree.com](http://www.boundtree.com), login and add to your shopping cart or call (800) 533-0523

fax (800) 257-5713

# Agenda Item #15



**To:** Board of Directors

**From:** Calvin Hon

**Date:** March 27, 2017

**Re:** Consider and Act on purchase of replacement patient care record computers

MCHD annually replaces the oldest generation of ruggedized patient care record computers. The 3 year protection plus warranties have expired and they become costly to repair.

We are requesting purchase under the Texas DIR Contract TSO 2520.

MCHD budgeted \$56,000 for this annual computer replacement. The cost for this capital purchase is within budget for 15 units.

| <b>2016 Toughbook Bid Tabulation</b> |              |             | CDWG         |
|--------------------------------------|--------------|-------------|--------------|
|                                      | Quantity     | Unit Cost   | Total        |
| Laptop - CF-19ZE289CM                | 15           | \$ 3,000.00 | \$ 45,000.00 |
| Warranty - CF-SVCLTNF3Y              | 15           | \$ 200.00   | \$ 3000.00   |
| RAM - CF_WMBA1304G                   | 15           | \$ 105.00   | \$ 1575.00   |
| Solid state drive – CF-WSD192562     | 15           | \$ 400.00   | \$ 6000.00   |
| Shipping                             | 15           | \$ 0.00     | \$ 0.00      |
|                                      | SubTotal     | \$ 3,705.00 | \$ 55,575.00 |
|                                      | <b>Total</b> |             | \$ 55,575.00 |

Staff is requesting to approve the purchase of 15 patient care record computers.

Fiscal Impact: Moderate

- |                                     |                                     |                          |                   |
|-------------------------------------|-------------------------------------|--------------------------|-------------------|
| Yes                                 | No                                  | N/A                      |                   |
| <input checked="" type="checkbox"/> | <input type="checkbox"/>            | <input type="checkbox"/> | Budgeted item?    |
| <input checked="" type="checkbox"/> | <input type="checkbox"/>            | <input type="checkbox"/> | Within budget?    |
| <input type="checkbox"/>            | <input checked="" type="checkbox"/> | <input type="checkbox"/> | Renewal contract? |
| <input type="checkbox"/>            | <input checked="" type="checkbox"/> | <input type="checkbox"/> | Special request?  |

# QUOTE CONFIRMATION



**DEAR CALVIN HON,**

Thank you for considering CDW•G for your computing needs. The details of your quote are below. [Click here](#) to convert your quote to an order.

| QUOTE # | QUOTE DATE | QUOTE REFERENCE | CUSTOMER # | GRAND TOTAL        |
|---------|------------|-----------------|------------|--------------------|
| HTCR708 | 3/8/2017   | PAN TB 19 15X   | 6410532    | <b>\$55,575.00</b> |

| QUOTE DETAILS  |     |         |            |             |
|--|-----|---------|------------|-------------|
| ITEM   | QTY | CDW#    | UNIT PRICE | EXT. PRICE  |
| <a href="#">Panasonic Toughbook 19 - 10.1" - Core i5 3610ME - 4 GB RAM - 500 GB HDD</a><br>Mfg. Part#: CF-19ZE0017M<br>UNSPSC: 43211503<br>Texas Panasonic DIR TSO 2520<br>Contract: Texas Panasonic DIR TSO 2520 (DIR-TSO-2520) | 15  | 4355439 | \$3,000.00 | \$45,000.00 |
| <a href="#">Panasonic - solid state drive - 256 GB</a><br>Mfg. Part#: CF-WSD192562<br>UNSPSC: 43201830<br>Contract: Texas Panasonic DIR TSO 2520 (DIR-TSO-2520)  | 15  | 3067338 | \$400.00   | \$6,000.00  |
| <a href="#">Panasonic - DDR3L - 4 GB - SO-DIMM 204-pin</a><br>Mfg. Part#: CF-WMBA1304G<br>UNSPSC: 43201402<br>Contract: Texas Panasonic DIR TSO 2520 (DIR-TSO-2520)  | 15  | 3262037 | \$105.00   | \$1,575.00  |
| <a href="#">Panasonic Protection Plus - accidental damage coverage - 3 years</a><br>Mfg. Part#: FZ-SVCTPNF3Y<br>UNSPSC: 81111812<br>Electronic distribution - NO MEDIA<br>Contract: Texas Panasonic DIR TSO 2520 (DIR-TSO-2520)  | 15  | 2938339 | \$200.00   | \$3,000.00  |

| PURCHASER BILLING INFO   | SUBTOTAL  | \$55,575.00        |
|--|---|--------------------|
| <b>Billing Address:</b><br>MONTGOMERY COUNTY HOSPITAL DIST<br>ACCOUNTS PAYABL<br>PO BOX 478<br>CONROE, TX 77305-0478<br><b>Phone:</b> (936) 523-1114<br><b>Payment Terms:</b> Net 30 Days-Healthcare | <b>SHIPPING</b>   | \$0.00             |
|  | <b>GRAND TOTAL</b>  | <b>\$55,575.00</b> |
|  | <b>DELIVER TO</b><br><b>Shipping Address:</b><br>MONTGOMERY COUNTY HOSPITAL DISTRICT<br>RECEIVING<br>1300 S LOOP 336 W<br>CONROE, TX 77304-3316<br><b>Phone:</b> (936) 523-1120<br><b>Shipping Method:</b> FEDEX Ground |                    |
| <b>Please remit payments to:</b><br>CDW Government<br>75 Remittance Drive<br>Suite 1515<br>Chicago, IL 60675-1515  |   |                    |



Rich Klabanoff

|

(866) 209-8024

|

richkla@cdw.com

This quote is subject to CDW's Terms and Conditions of Sales and Service Projects at <http://www.cdw.com/content/terms-conditions/product-sales.aspx>  
For more information, contact a CDW account manager

© 2017 CDW•G LLC, 200 N. Milwaukee Avenue, Vernon Hills, IL 60061 | 800.808.4239

# Agenda Item # 16



We Make a Difference!

**To:** Board of Directors

**From:** Melissa Miller, COO

**Date:** March 28, 2017

**Re:** **COO Report**

---

## **FACILITIES:**

- Way Services returned the week of March 13th to gather additional information to complete the energy evaluation of our Administrative and Support Center facilities. We are pending recommendations to be more energy efficient.
- The specifications for generators at stations 14, 31, 41, 43 and 45 are complete. The RFP for these generators will be posted the week of March 27th. A recommendation based on RFP results will be presented at the April board meeting.
- The specifications for the MDF back-up air conditioner are complete and the RFP will be posted the week of March 27th with a recommendation to the board in April.
- Station 40 sanitary sewer line connection project remains in the planning stages with the City of Magnolia Engineering Department. The City is now looking at an alternative route for our line.

## **RADIO AND TOWERS:**

- MCHD, City of Conroe and AT&T are in continued negotiations of a lease contract for space on the Control Point Tower and potentially the Magnolia Tower. As of 3/23 we are trying to reach agreement on 6 points and expect to bring the lease to the April meeting.
- ISSI interface has successfully been connected and communications between systems has been tested. Harris County is actively working on the required upgrade process for their system which must occur before the next project phase. When successful, we will be the second in the country to have this connectivity for improved communications and the first connecting P25 Phase 1 and Phase 2 devices.
- Hospital BDAs
  - Methodist Hospital is scheduled to take ownership of their building on April 1 at which time we can complete the BDA planning and installation process.
  - Texas Children's is installing distributed antenna system, or DAS, is a network of spatially separated antenna nodes connected to a common source via a transport medium that provides wireless service within a geographic area or structure. This will comply county's newly adopted IFC code 510 and eliminate the need for a BDA at this facility.
  - We are still pending an installation date from Kingwood.

**MATERIALS MANAGEMENT:**

- The PC and IV Infusion pump RFP received no responses. Eric has been able to obtain bids through HGAC for the purchase.

**SAFETY AND EMERGENCY PREP:**

- Shawn has coordinated the EMS Field Day scheduled March 27-30 which will include physical agility and driving the cone course
- Shawn received 4 proposals in response to the RFP for Insurance Broker with coverage for:
  - Commercial Property
  - Commercial General Liability
  - Directors & Officers Liability
  - Professional Liability
  - Worker's Compensation
  - Crime
  - Auto
  - Portable equipment
- MCHD will participate in a state-wide Hurricane Drill in June

**COMMUNITY PARAMEDICINE:**

- Daily patient census: 83
- Patient Enrollments (on a target goal of 60): 95
- Clinical encounters: 1072
- Resource contacts (non-medical contacts; rides, shelter, food, etc.) (to date): 1113
- Percentage of actively enrolled patients with a decrease in 911: 65%
- Hosted Sabine County EMS for a day to showcase our program and provide input as they develop a Community Paramedicine program for their county.
- Staff met with leadership from Cornerstone Hospital in order to establish a process for referring patients to this facility.
- Currently working with Tri County Behavioral Services to develop a stronger, more structured collaboration to better manage mutual high-utilizers.
- Finalizing department guidelines that will serve as the foundation for daily operating procedures.
- Discussions continue with two Managed Care Organizations on possibilities for helping manage their high-utilizer groups.
- Discussions with Conroe Regional continue related to the Readmissions Project. They are currently reviewing a Professional Services Agreement.



# Agenda Item # 17



**To:** Board of Directors

**From:** Melissa Miller, COO

**Date:** March 28, 2017

**Re:** P25 Radio purchase

---

Consider and act on the purchase of 35 P25 handheld radios. (Mr. Cole)

Fiscal Impact: Nominal

| Yes                                 | No                       | N/A                                 |                   |
|-------------------------------------|--------------------------|-------------------------------------|-------------------|
| <input checked="" type="checkbox"/> | <input type="checkbox"/> | <input type="checkbox"/>            | Budgeted item?    |
| <input checked="" type="checkbox"/> | <input type="checkbox"/> | <input type="checkbox"/>            | Within budget?    |
| <input type="checkbox"/>            | <input type="checkbox"/> | <input checked="" type="checkbox"/> | Renewal contract? |
| <input type="checkbox"/>            | <input type="checkbox"/> | <input checked="" type="checkbox"/> | Special request?  |

# DAILEY-WELLS COMMUNICATIONS



3440 E. Houston St., San Antonio, TX 78219  
 To: Montgomery County HD, Melissa Miller  
 From: Dennis Vickery (281) 804-7970  
 Date: 27-Mar-17

## XL-200 Portable, Full Spectrum Multiband, P25 Trunking, AES/DES - BLK-YELLOW, System

| Item | Part Number | Description                              | Qty. | Unit List   | Disc. % | Unit Sale          | Ext Sale       |
|------|-------------|--|------|-------------|---------|--------------------|----------------|
| 1    | XL-PFM1Y    | PORTABLE,XL-200P,FULL,BLK-YEL,US         | 35   | \$ 2,900.00 | 26%     | \$ 2,146.00        | \$ 75,110.00   |
| 2    | XL-PL4F     | FEATURE,P25 PHASE 2 TDMA                 | 35   | \$ 250.00   | 26%     | \$ 185.00          | \$ 6,475.00    |
| 3    | XL-PKGPT    | FEATURE PACKAGE,P25 TRUNKING             | 35   | \$ 1,500.00 | 26%     | \$ 1,110.00        | \$ 38,850.00   |
| 4    |             | P25 Conventional Operation               |      | Included    |         |                    |                |
| 5    | XL-PKGF1    | FEATURE PACKAGE,ALL BANDS,V+U+7/800      | 35   | \$ 1,500.00 | 26%     | \$ 1,110.00        | \$ 38,850.00   |
| 6    | XL-PKGF1    | VHF 136MHz-174MHz                        |      | Included    |         |                    |                |
| 7    | XL-PKGF1    | UHF 380MHz-520MHz                        |      | Included    |         |                    |                |
| 8    |             | WIFI 802.11 B/G/N 2.4GHz AND 5GHz        |      | Included    |         |                    |                |
| 9    |             | MDC 1200                                 |      | Included    |         |                    |                |
| 10   |             | 800 Modes Minimum                        |      | Included    |         |                    |                |
| 11   |             | Full Color LCD Alphanumeric Side Display |      | Included    |         |                    |                |
| 12   |             | Full Keypad                              |      | Included    |         |                    |                |
| 13   |             | Dual Mic Noise Cancelling                |      | Included    |         |                    |                |
| 14   |             | High Noise Reduction                     |      | Included    |         |                    |                |
| 15   | XL-PKGMR    | OPTION,IMMERSIBLE RADIO OPERATION        | 35   | \$ 240.00   | 26%     | \$ 177.60          | \$ 6,216.00    |
| 16   |             | Man Down Sensor                          |      | Included    |         |                    |                |
| 17   | Option      | Color (Hi Visibility Yellow)             |      | Included    |         |                    |                |
| 18   |             | PTT-ID                                   |      | Included    |         |                    |                |
| 19   |             | Emergency Alert                          |      | Included    |         |                    |                |
| 20   |             | Priority Scan                            |      | Included    |         |                    |                |
| 21   |             | Group Scan                               |      | Included    |         |                    |                |
| 22   |             | Individual Call and Call Alert           |      | Included    |         |                    |                |
| 23   |             | Integral GPS                             |      | Included    |         |                    |                |
| 24   | XL-PL8N     | FEATURE, IN-BAND GPS                     | 35   | \$ 250.00   | 26%     | \$ 185.00          | \$ 6,475.00    |
| 25   |             | Bluetooth Capability                     |      | Included    |         |                    |                |
| 26   |             | Dynamic Regroup                          |      | Included    |         |                    |                |
| 27   | XL-LLA      | FEATURE,LINK LAYER AUTHENTICATION        | 35   | \$ 100.00   | 26%     | \$ 74.00           | \$ 2,590.00    |
| 28   | XL-PKG8F    | FEATURE,256-AES,64-DES ENCRYPTION        | 35   | \$ 695.00   | 26%     | \$ 514.30          | \$ 18,000.50   |
| 29   | XL-PL5K     | FEATURE,PROFILE OTAP OVER-THE-AIR PRGM   | 35   | \$ 265.00   | 26%     | \$ 196.10          | \$ 6,863.50    |
| 30   | XL-PA3V     | BATTERY,LI-ION,3100 MAH                  | 35   | \$ 150.00   | 26%     | \$ 111.00          | \$ 3,885.00    |
| 31   | XL-AE9N     | SPEAKER MICROPHONE                       | 35   | \$ 160.00   | 26%     | \$ 118.40          | \$ 4,144.00    |
| 32   | XL-HC3L     | BELT CLIP,METAL                          | 35   | \$ 25.00    | 26%     | \$ 18.50           | \$ 647.50      |
| 33   | XL-CH4X     | CHARGER,1-BAY                            | 35   | \$ 150.00   | 26%     | \$ 111.00          | \$ 3,885.00    |
| 34   | XL-NC5Z     | ANTENNA,FLEX,HELICAL,136-870 MHZ         | 35   | \$ 100.00   | 26%     | \$ 74.00           | \$ 2,590.00    |
|      |             |  |      |             |         | SUB TOTAL          | \$ 214,581.50  |
|      |             |  |      |             |         | Trade-In Allowance | \$ (47,207.93) |
|      |             |  |      |             |         | TOTAL              | \$ 167,373.57  |

Price Valid Until May 31, 2017.

Terms: Net 30 Days.

Shipping: FOB Source, prepay and add to invoice.

# Agenda Item # 18



We Make a Difference!

**To:** Board of Directors  
**From:** Ade Moronkeji, HCAP Manager  
**Date:** March 28, 2017  
**Re: HCAP Report**

---

**Medicaider:** Lone Star Family Health Eligibility Department has transitioned to another screening platform, and will no longer be utilizing Medicaider (VeritySource) for their eligibility needs. The impetus for this change was the need to enhance reporting capabilities to the Lone Star board. The new program has been customized to include screenings for various local and state programs including HCAP. Interfaith Community Clinic will still retain their licenses for this fiscal year, as we continue to evaluate the need to house Medicaider within other community organizations in the future.

The month of March is designated as National Social Work Month and HCAP dedicated the week of March 20 - 24 to recognize our Intake and Eligibility Specialists. Christina Garza, Valarie Castillo, Dustie Klein, Veronica Delacerda and Sherri Royal each make invaluable contributions to HCAP through their tireless efforts to assist individuals with critical medical needs. We appreciate the work they do and look forward to their continued growth within the department.

HCAP Case Management initiated a Sharps Initiative to encourage the safe disposal of used needles and other sharps among HCAP clients. Empty Folgers containers will be collected at MCHD and repurposed to clients for proper needle disposal. Client education will also be provided to emphasize the importance of safe practices. Our goal is to reduce the number of potential exposures to infectious diseases and avoidable injuries.

## HCAP Applications

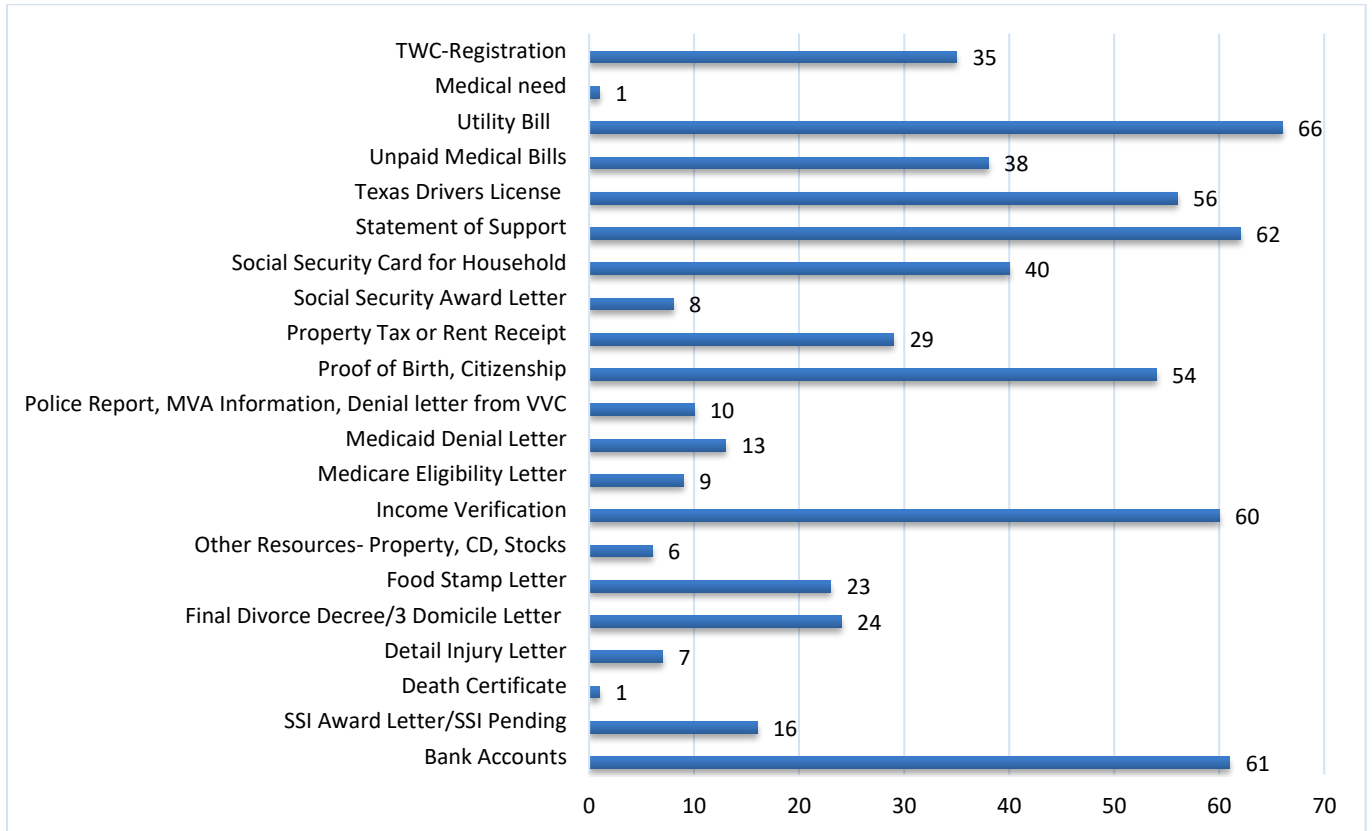
We have received and processed a total of 1272 applications fiscal year to date. For this reporting month, we have a 35% denial rate. Denials are based a number of factors:

- Eligible for another payer source (Medicare, Medicaid, Market Place, etc.)
- Above 133% of FPIL
- Failure to complete application/provide information

| Month    | Apps. Received | Apps. Approved | Pending Apps | Denials |     |
|----------|----------------|----------------|--------------|---------|-----|
| Feb - 17 | 244            | 29             | 129          | 86      | 35% |
| Jan - 17 | 276            | 63             | 97           | 116     | 42% |
| Dec - 16 | 238            | 28             | 122          | 88      | 37% |
| Nov - 16 | 253            | 42             | 104          | 107     | 42% |
| Oct - 16 | 261            | 53             | 119          | 89      | 34% |
| Sep - 16 | 288            | 46             | 129          | 113     | 40% |
| Aug - 16 | 311            | 62             | 122          | 127     | 41% |
| Jul - 16 | 253            | 45             | 124          | 84      | 34% |
| Jun - 16 | 278            | 53             | 112          | 113     | 41% |
| May - 16 | 218            | 35             | 92           | 91      | 42% |
| Apr - 16 | 286            | 41             | 169          | 76      | 27% |
| Mar-16   | 288            | 58             | 138          | 92      | 32% |
| Feb-16   | 280            | 45             | 158          | 77      | 28% |

## Failure to Provide Denial Analysis

For the month of February, we recorded a total of 122 cases that were denied due to failure to provide additional information. Some of these cases carried over from the previous month. The table below represents the breakdown of the documents that clients were unable to provide for eligibility determination.



### Analysis of applications received from local hospitals

|          | CRMC | Tomball | Kingwood | Memorial Hermann | St. Luke's |
|----------|------|---------|----------|------------------|------------|
| Feb - 17 | 19   | 21      | 11       | 3                | 2          |
| Jan - 17 | 26   | 9       | 15       | 1                | 1          |
| Dec - 16 | 45   | 5       | 9        | 2                | 1          |
| Nov - 16 | 13   | 4       | 4        | 5                | 1          |
| Oct - 16 | 17   | 8       | 10       | 5                | 3          |
| Sep - 16 | 16   | 13      | 1        | 3                | 7          |
| Aug - 16 | 25   | 7       | 7        | 2                | 8          |
| Jul - 16 | 16   | 15      | 2        | 9                | 2          |
| Jun - 16 | 27   | 11      | 5        | 7                | 0          |
| May - 16 | 15   | 3       | 2        | 4                | 1          |
| Apr - 16 | 24   | 9       | 6        | 13               | 9          |
| Mar - 16 | 17   | 8       | 0        | 3                | 24         |
| Feb - 16 | 24   | 9       | 4        | 14               | 13         |

### Status of hospital applications

|          | Approvals |            | Denials |            | Pending Cases |            | Scheduled Appointments |            |
|----------|-----------|------------|---------|------------|---------------|------------|------------------------|------------|
|          | Count     | Percentage | Count   | Percentage | Count         | Percentage | Count                  | Percentage |
| Feb - 17 | 0         | 0%         | 25      | 44.6%      | 30            | 53.6%      | 1                      | 1.8%       |
| Jan - 17 | 0         | 0%         | 34      | 65.4%      | 18            | 34.6%      | 0                      | 0%         |
| Dec - 16 | 2         | 3.2%       | 32      | 51.6%      | 28            | 45.2%      | 0                      | 0%         |
| Nov - 16 | 1         | 3.7%       | 12      | 44.4%      | 12            | 44.4%      | 2                      | 7.4%       |
| Oct - 16 | 0         | 0%         | 25      | 58%        | 17            | 40%        | 1                      | 2.3%       |
| Sep - 16 | 0         | 0%         | 18      | 45%        | 22            | 55%        | 0                      | 0%         |
| Aug - 16 | 2         | 4.1%       | 26      | 53.1%      | 21            | 42.9%      | 0                      | 0%         |
| Jul - 16 | 0         | 0%         | 22      | 50%        | 22            | 50%        | 0                      | 0%         |
| Jun - 16 | 2         | 4%         | 22      | 44%        | 19            | 38%        | 7                      | 14%        |
| May - 16 | 1         | 4%         | 0       | 0%         | 23            | 92%        | 1                      | 4%         |
| Apr - 16 | 1         | 1.6%       | 19      | 31.1%      | 40            | 65.6%      | 1                      | 1.6%       |
| Mar - 16 | 2         | 3.8%       | 25      | 48.1%      | 22            | 42.3%      | 3                      | 5.8%       |
| Feb - 16 | 4         | 6.3%       | 20      | 31.3%      | 37            | 57.8%      | 3                      | 4.7%       |

**Census:** As of July 1, 2011, new applicants are required to be  $\leq 133\%$  of FPIL to qualify for HCAP, the 2 clients above 133% were grandfathered into the program.

| HCAP Clients as of February 28, 2017 = 460 versus Feb 29, 2016 = 534 |       |     |        |     |         |     |          |    |         |    |          |    |
|--|-------|-----|--------|-----|---------|-----|----------|----|---------|----|----------|----|
| FPIL Range   | 0-21% |     | 21-50% |     | 50-100% |     | 100-133% |    | Inmates |    | 133-150% |    |
| FY 2017  | 301   | 65% | 47     | 10% | 90      | 20% | 10       | 2% | 12      | 3% | 2        | <1 |
| FY 2016  | 331   | 62% | 55     | 10% | 117     | 22% | 16       | 3% | 15      | 3% | 2        | <1 |

Clients who have reached the Maximum Annual Benefits of \$60,000 or 30 inpatient days

- a. FY 16/17 = 1
- b. FY 15/16 = 10
- c. FY 14/15 = 10

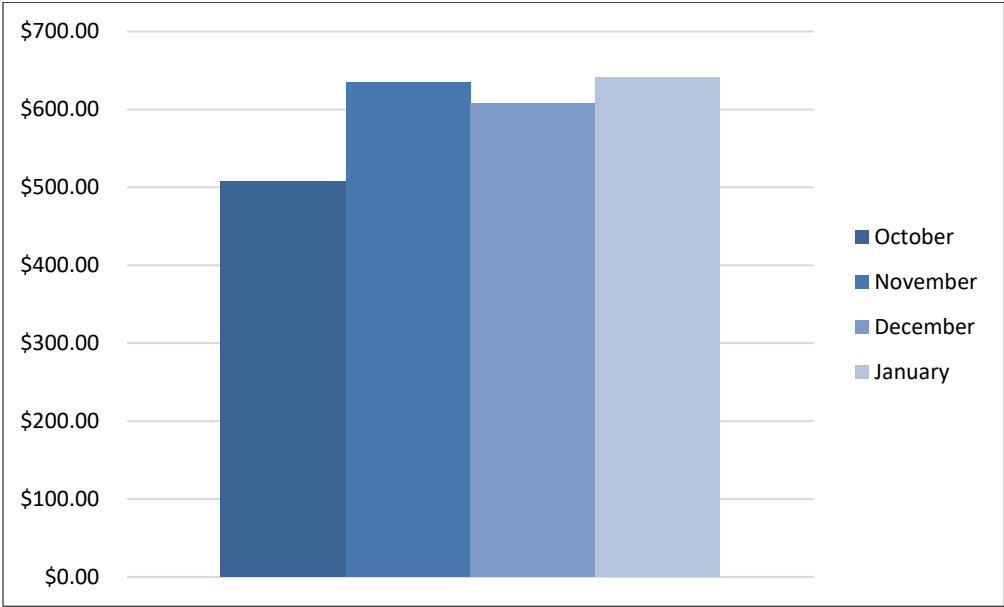
**Prescription Benefits Services:**

| <b>Month</b>  | <b>Applying Clients</b> | <b>Total Applications</b> | <b>Monthly Savings (AWP-16% + Dispensing Fee)</b> |
|---------------|-------------------------|---------------------------|---|
| <b>Feb-17</b> | <b>40</b>               | <b>53</b>                 | <b>\$83,153.11</b>                                |
| <b>Jan-17</b> | <b>31</b>               | <b>41</b>                 | <b>\$13,348.43</b>                                |
| <b>Dec-16</b> | <b>38</b>               | <b>50</b>                 | <b>\$35,675.36</b>                                |
| <b>Nov-16</b> | <b>37</b>               | <b>51</b>                 | <b>\$27,166.37</b>                                |
| <b>Oct-16</b> | <b>26</b>               | <b>34</b>                 | <b>\$16,889.50</b>                                |
| <b>Sep-16</b> | <b>30</b>               | <b>43</b>                 | <b>\$13,092.12</b>                                |
| <b>Aug-16</b> | <b>31</b>               | <b>43</b>                 | <b>\$17,797.25</b>                                |
| <b>Jul-16</b> | <b>30</b>               | <b>45</b>                 | <b>\$19,889.11</b>                                |
| <b>Jun-16</b> | <b>30</b>               | <b>35</b>                 | <b>\$10,872.07</b>                                |
| <b>May-16</b> | <b>42</b>               | <b>60</b>                 | <b>\$58,407.11</b>                                |
| <b>Apr-16</b> | <b>39</b>               | <b>50</b>                 | <b>\$129,108.73</b>                               |
| <b>Mar-16</b> | <b>39</b>               | <b>50</b>                 | <b>\$59,698.80</b>                                |
| <b>Feb-16</b> | <b>45</b>               | <b>55</b>                 | <b>\$33,676.62</b>                                |

\*Patient assistance programs are run by pharmaceutical companies to provide free medications to people who cannot afford to buy their medicine.



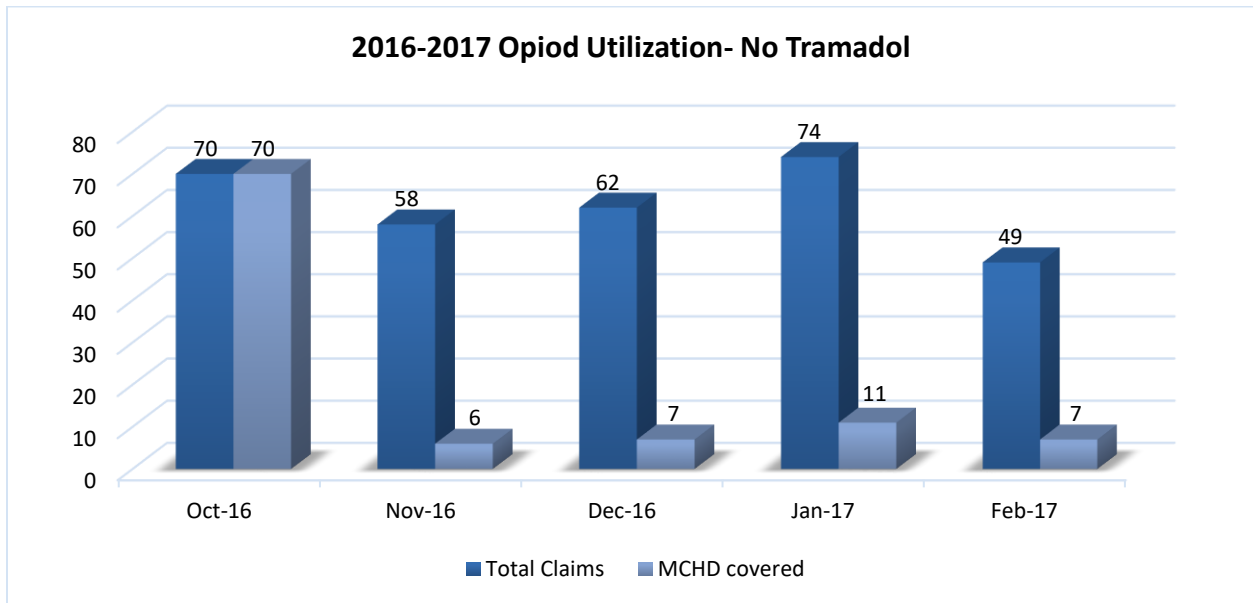
**Coast2Coast Prescription Card Year-to-Date Royalty**



\*We have not received the revenue for February

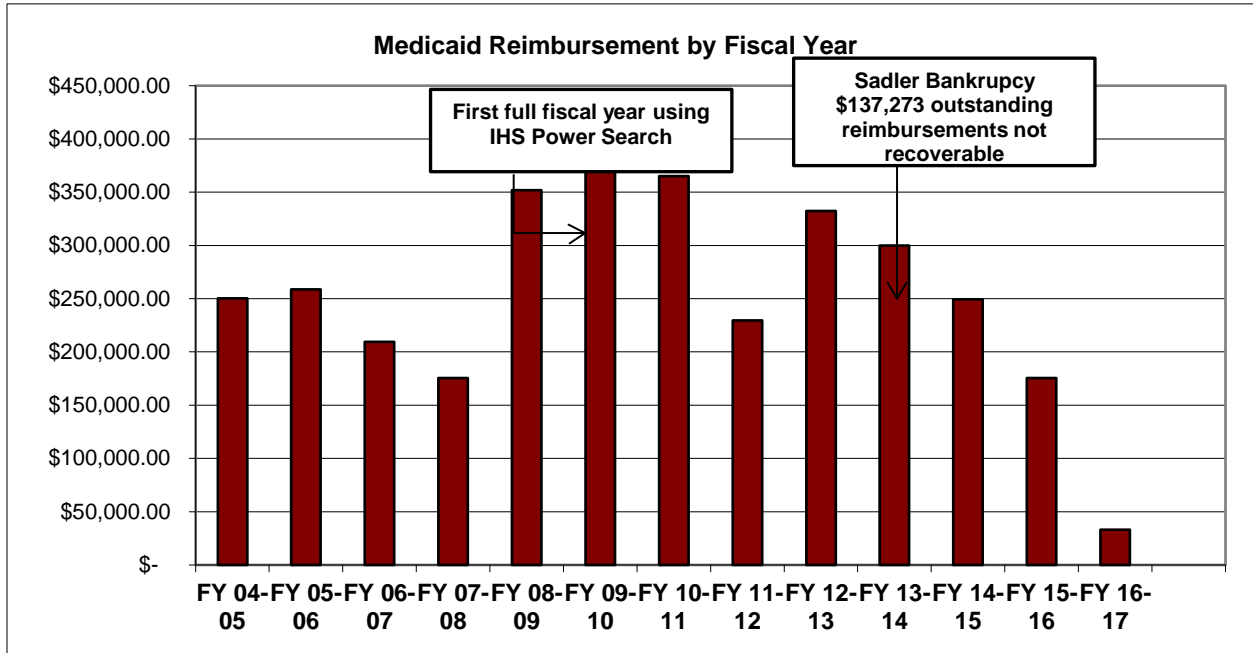
## Opioid

For this reporting month, there were 74 opioid claims filled however, 49 (66%) of these were no tramadol. Out of these, only 7 (14.3%) were covered by MCHD.

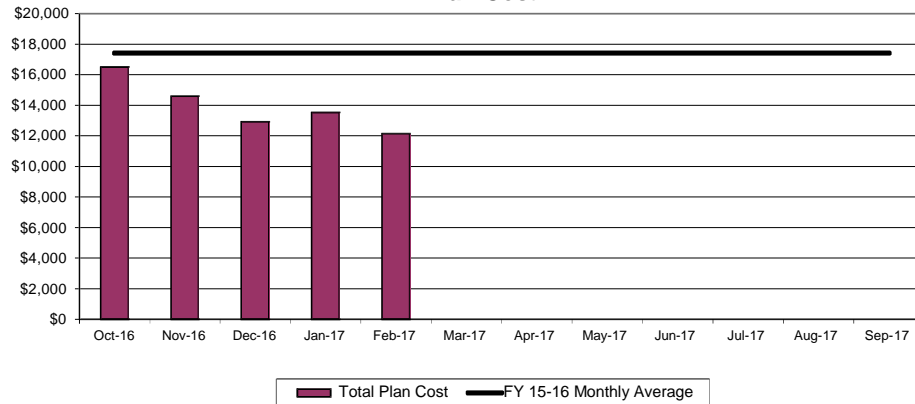


## Medicaid Reimbursement

For FY 16-17 we have collected \$32,948.93 in Medicaid reimbursement. In February, 7 clients were found to be eligible for Medicaid and \$6,366.62 has been requested in reimbursement from the providers.

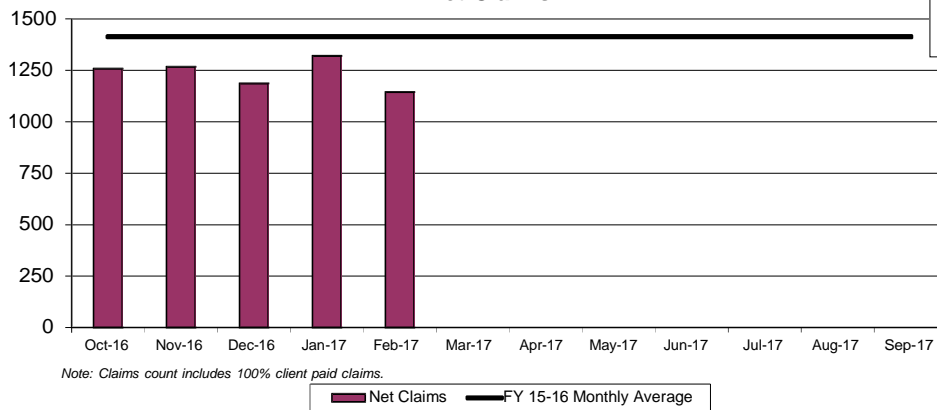


### Montgomery County Hospital District Healthcare Assistance Program Total Plan Cost

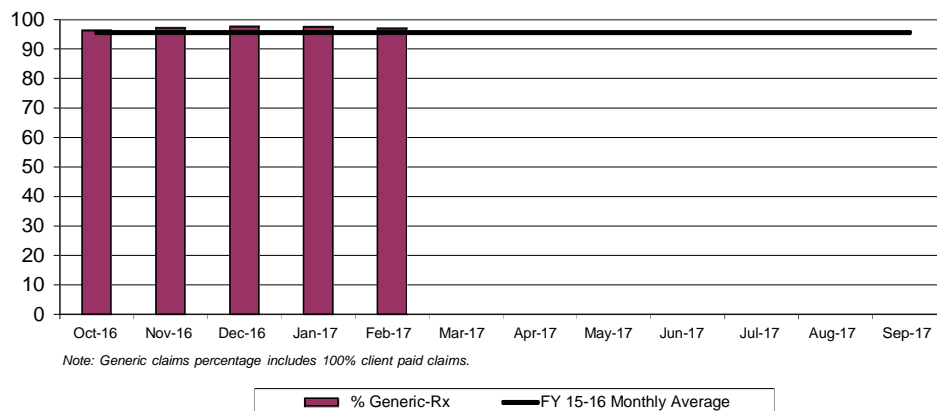


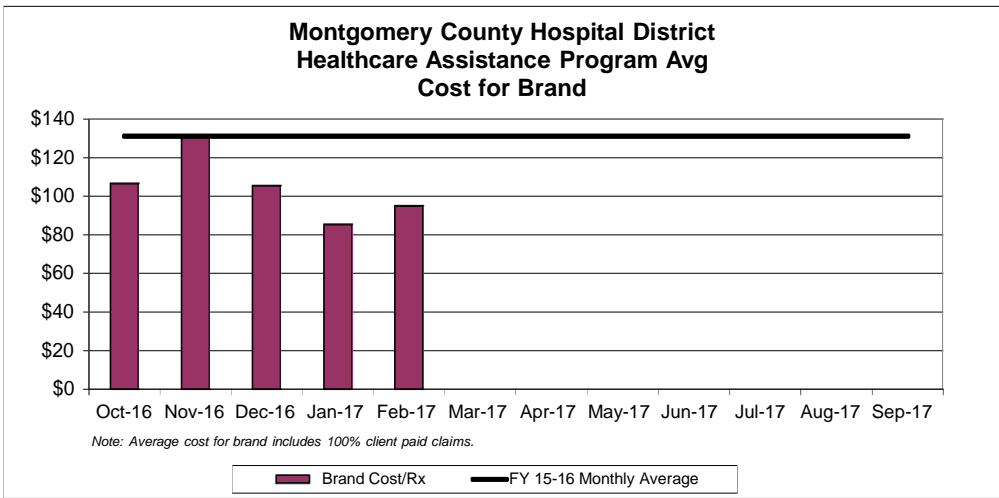
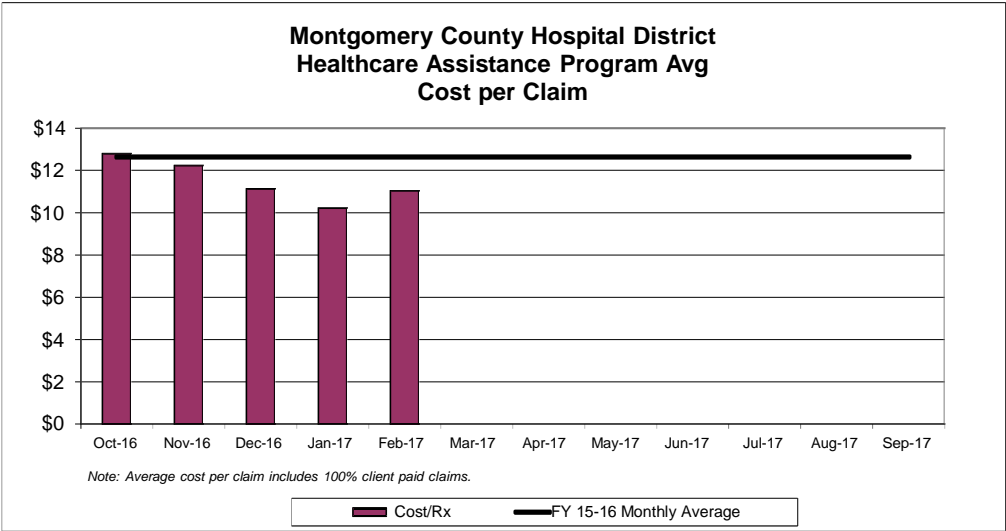
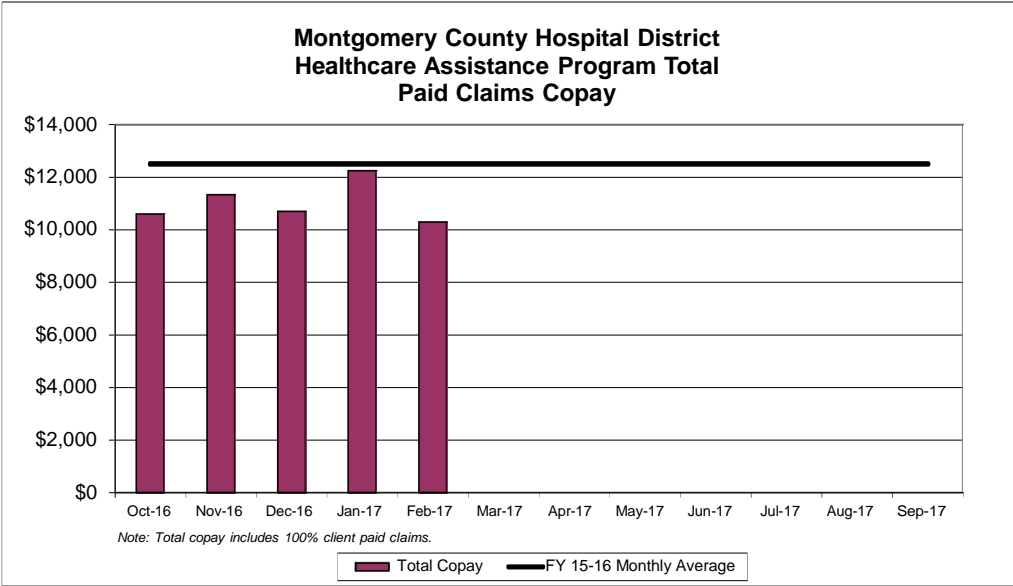
February was an unremarkable month overall. Each graphed component fell below average except for the "Generic Utilization" graph, which was slightly above average. February had less claims than previous months and consequently lower overall cost. This is not an unusual occurrence in the beginning months of the year. We do not expect this trend to continue throughout the fiscal year.

### Montgomery County Hospital District Healthcare Assistance Program Net Claims

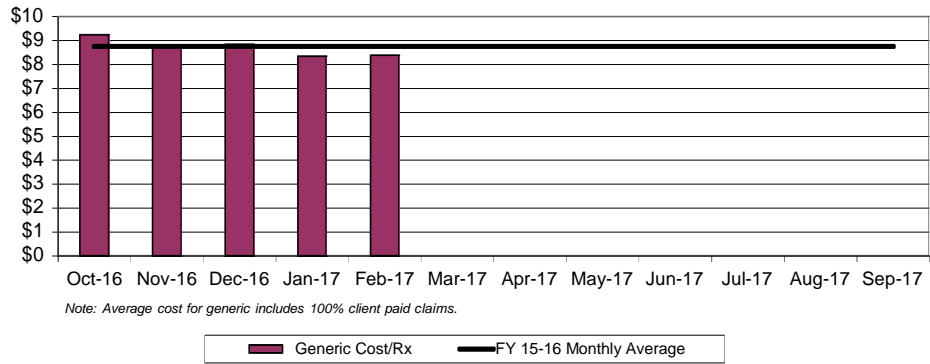


### Montgomery County Hospital District Healthcare Assistance Program Generic % of Total Paid Claims

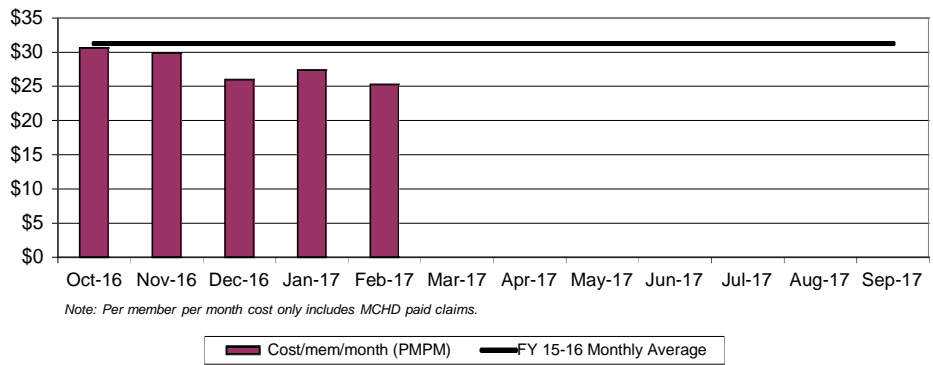




**Montgomery County Hospital District  
Healthcare Assistance Program Avg  
Cost for Generic**



**Montgomery County Hospital District  
Healthcare Assistance Program Avg  
Per Member Per Month Cost**



## Top 25 Therapy Classes by MCHD Paid Claims

For Period Ending February 28th, 2017

| Rank | Therapy Class  | Total Billed       |
|------|--|--------------------|
| 1    | Insulin  | \$1,589.37         |
| 2    | Anticonvulsants - Misc.                              | \$1,544.15         |
| 3    | Sympathomimetics                                     | \$931.67           |
| 4    | Herpes Agents  | \$762.23           |
| 5    | Bronchodilators - Anticholinergics                   | \$715.99           |
| 6    | Proton Pump Inhibitors                               | \$598.04           |
| 7    | HMG CoA Reductase Inhibitors                         | \$450.60           |
| 8    | Fibric Acid Derivatives                              | \$396.74           |
| 9    | Steroid Inhalants                                    | \$327.37           |
| 10   | Central Muscle Relaxants                             | \$273.50           |
| 11   | Opioid Agonists                                      | \$246.92           |
| 12   | Calcium Channel Blockers                             | \$214.50           |
| 13   | Tetracyclines  | \$208.37           |
| 14   | Rectal Steroids                                      | \$205.87           |
| 15   | Laxatives - Miscellaneous                            | \$190.37           |
| 16   | Antihypertensive Combinations                        | \$181.72           |
| 17   | Serotonin-Norepinephrine Reuptake Inhibitors (SNRIs) | \$157.04           |
| 18   | Selective Serotonin Reuptake Inhibitors (SSRIs)      | \$155.15           |
| 19   | Thyroid Hormones                                     | \$154.65           |
| 20   | Beta Blockers Cardio-Selective                       | \$153.20           |
| 21   | Penicillin Combinations                              | \$149.41           |
| 22   | Opioid Combinations                                  | \$149.26           |
| 23   | Angiotensin II Receptor Antagonists                  | \$136.83           |
| 24   | Pyrimidine Synthesis Inhibitors                      | \$118.90           |
| 25   | Nonsteroidal Anti-inflammatory Agents (NSAIDs)       | \$114.36           |
|      | <b>Grand Total</b>                                   | <b>\$10,126.21</b> |



**Savings Summary Report**  
From 02/01/2017 to 02/28/2017

Report: RPT-068  
Date: 03/02/2017

120501 Montgomery Co IHCP-Retail

Type: ALL

|                         | # of RXs | % of All RXs | Calculated Total Cost | Average Cost/RX | Avg Qty | Avg Days | ---- Savings vs Submitted Amounts ---- |           |                  |           | ---- Savings vs Full AWP Price ---- |           |              |           |
|-------------------------|----------|--------------|-----------------------|-----------------|---------|----------|--|-----------|------------------|-----------|-------------------------------------|-----------|--------------|-----------|
|                         |          |              |                       |                 |         |          | Requested                              | Amt Saved | Amt Saved per RX | Pct Saved | Full AWP                            | Amt Saved | Saved Per RX | Pct Saved |
| <i>Totals:</i>          | 1092     | 100%         | \$18,567              | \$17.00         | 67.3    | 26.3     | \$23,210                               | \$4,643   | \$4.25           | 20.00%    | \$95,968                            | \$77,401  | \$70.88      | 80.65%    |
| <i>New RXs:</i>         | 598      | 54.76%       | \$10,947              | \$18.31         | 85.8    | 23.9     | \$13,684                               | \$2,737   | \$4.58           | 20.00%    | \$50,181                            | \$39,234  | \$65.61      | 78.19%    |
| <i>Refill RXs:</i>      | 494      | 45.24%       | \$7,621               | \$15.43         | 44.8    | 29.1     | \$9,526                                | \$1,906   | \$3.86           | 20.00%    | \$45,787                            | \$38,166  | \$77.26      | 83.36%    |
| <i>Generic RXs:</i>     | 1061     | 97.16%       | \$14,910              | \$14.05         | 67.8    | 26.3     | \$18,910                               | \$4,001   | \$3.77           | 21.16%    | \$90,165                            | \$75,256  | \$70.93      | 83.46%    |
| <i>Brand Equiv RXs:</i> | 2        | 0.18%        | \$68                  | \$34.24         | 30.0    | 30.0     | \$82                                   | \$13      | \$6.52           | 16.00%    | \$82                                | \$13      | \$6.52       | 16.00%    |
| <i>Brand RXs:</i>       | 29       | 2.66%        | \$3,589               | \$123.77        | 49.7    | 24.2     | \$4,218                                | \$629     | \$21.69          | 14.63%    | \$5,721                             | \$2,132   | \$73.52      | 37.26%    |
| <i>Maintenance RXs:</i> | 790      | 72.34%       | \$13,105              | \$52.41         | 16.6    | 29.2     | \$16,445                               | \$3,340   | \$4.23           | 20.31%    | \$72,101                            | \$58,996  | \$74.68      | 81.82%    |
| <i>Non-Maint RXs:</i>   | 302      | 27.66%       | \$5,462               | \$18.09         | 106.1   | 18.7     | \$6,765                                | \$1,303   | \$4.31           | 19.26%    | \$23,867                            | \$18,405  | \$60.94      | 77.11%    |

*Savings vs. Submitted Amounts* This section compares amounts requested by the pharmacy with amounts actually billed to the plan.  
*Savings vs. Full AWP Price* This section compares the full AWP price of the drug against the amount billed to the plan

Type indicate the network type of the pharmacy. Values are Retail, Mail, or All.  
All dollar amounts are based of Drug cost only.  
Brand Equiv RXs refers to brands drugs filled when a generic equivalent was available

**Note**

This report is based of invoice close dates.



| 120501 Montgomery Co IHCP-Retail |                      |         |                |                   |                  |                     |                     |                        |              |          |                         |                          |                |                 |          |          |
|----------------------------------|----------------------|---------|----------------|-------------------|------------------|---------------------|---------------------|------------------------|--------------|----------|-------------------------|--------------------------|----------------|-----------------|----------|----------|
| RETAIL Montgomery Co IHCP-Retail |                      |         |                |                   |                  |                     |                     |                        |              |          |                         |                          |                |                 |          |          |
| Rank                             | Pharmacy Name        | NABP    | Brand RXs. Cnt | Brand RXs. Amount | Generic RXs. Cnt | Generic RXs. Amount | Brd Equiv. RXs. Cnt | Brd Equiv. RXs. Amount | Total Billed | Rx Count | Percent of Totals By RX | Percent of Totals By Amt | Avg Day Supply | Avg Cost Per RX | DAW C-II | DAW Ovrd |
| 1                                | WALMART PHARMACY 10- | 4592300 | 5              | \$838.87          | 125              | 899.73              | 0                   | 0.00                   | \$1,738.60   | 130      | 11.30                   | 13.83                    | 27.4           | \$13.37         | 4        | 0        |
| 2                                | WALMART PHARMACY 10- | 4567472 | 3              | \$121.41          | 151              | 1,192.52            | 1                   | 24.49                  | \$1,338.42   | 155      | 13.48                   | 10.64                    | 26.5           | \$8.63          | 10       | 1        |
| 3                                | CVS PHARMACY         | 4564440 | 2              | \$653.49          | 26               | 307.51              | 0                   | 0.00                   | \$961.00     | 28       | 2.43                    | 7.64                     | 26.9           | \$34.32         | 3        | 0        |
| 4                                | WALMART PHARMACY 10- | 4540870 | 1              | \$250.93          | 36               | 468.62              | 0                   | 0.00                   | \$719.55     | 37       | 3.22                    | 5.72                     | 29.2           | \$19.45         | 1        | 0        |
| 5                                | LONE STAR COMMUNITY  | 4534219 | 4              | \$265.00          | 89               | 445.73              | 0                   | 0.00                   | \$710.73     | 93       | 8.09                    | 5.65                     | 28.2           | \$7.64          | 0        | 0        |
| 6                                | KROGER PHARMACY      | 4522997 | 1              | \$279.37          | 41               | 330.27              | 0                   | 0.00                   | \$609.64     | 42       | 3.65                    | 4.85                     | 27.4           | \$14.52         | 2        | 0        |
| 7                                | KROGER PHARMACY      | 4511704 | 0              | \$0.00            | 25               | 562.52              | 0                   | 0.00                   | \$562.52     | 25       | 2.17                    | 4.47                     | 27.1           | \$22.50         | 1        | 0        |
| 8                                | WALMART PHARMACY 10- | 4517148 | 1              | \$24.75           | 40               | 505.07              | 0                   | 0.00                   | \$529.82     | 41       | 3.57                    | 4.21                     | 24.1           | \$12.92         | 2        | 0        |
| 9                                | LIFECHCK DRUG        | 5907831 | 1              | \$376.62          | 15               | 60.78               | 0                   | 0.00                   | \$437.40     | 16       | 1.39                    | 3.48                     | 25.2           | \$27.34         | 12       | 0        |
| 10                               | WALMART PHARMACY 10- | 4591877 | 3              | \$383.92          | 14               | 50.01               | 0                   | 0.00                   | \$433.93     | 17       | 1.48                    | 3.45                     | 27.5           | \$25.53         | 1        | 0        |
| 11                               | WALMART PHARMACY 10- | 4528052 | 1              | \$0.00            | 34               | 396.26              | 0                   | 0.00                   | \$396.26     | 35       | 3.04                    | 3.15                     | 24.3           | \$11.32         | 0        | 0        |
| 12                               | CVS PHARMACY         | 4536528 | 1              | \$23.08           | 30               | 349.21              | 0                   | 0.00                   | \$372.29     | 31       | 2.70                    | 2.96                     | 24.0           | \$12.01         | 3        | 0        |
| 13                               | KROGER PHARMACY      | 4523064 | 1              | \$0.00            | 69               | 359.98              | 0                   | 0.00                   | \$359.98     | 70       | 6.09                    | 2.86                     | 25.9           | \$5.14          | 4        | 0        |
| 14                               | WALMART PHARMACY 10- | 4565113 | 0              | \$0.00            | 48               | 338.92              | 0                   | 0.00                   | \$338.92     | 48       | 4.17                    | 2.70                     | 26.5           | \$7.06          | 3        | 0        |
| 15                               | KROGER PHARMACY      | 4569527 | 0              | \$0.00            | 57               | 276.49              | 1                   | 23.99                  | \$300.48     | 58       | 5.04                    | 2.39                     | 26.8           | \$5.18          | 2        | 1        |
| 16                               | BROOKSHIRE BROTHERS  | 4594974 | 1              | \$59.15           | 22               | 231.11              | 0                   | 0.00                   | \$290.26     | 23       | 2.00                    | 2.31                     | 29.4           | \$12.62         | 0        | 0        |
| 17                               | MILLENNIUM PHARMACY  | 4554893 | 0              | \$0.00            | 7                | 256.52              | 0                   | 0.00                   | \$256.52     | 7        | 0.61                    | 2.04                     | 25.6           | \$36.65         | 5        | 0        |
| 18                               | KROGER PHARMACY      | 4523088 | 1              | \$0.00            | 15               | 251.27              | 0                   | 0.00                   | \$251.27     | 16       | 1.39                    | 2.00                     | 21.1           | \$15.70         | 1        | 0        |
| 19                               | HEB PHARMACY         | 4527909 | 1              | \$0.00            | 11               | 246.68              | 0                   | 0.00                   | \$246.68     | 12       | 1.04                    | 1.96                     | 28.8           | \$20.56         | 4        | 0        |

Total Dollars: Total calculated price for all RXs for Pharmacy (including copay)  
 % Total By RX: Percentage of RXs by Pharmacy vs. total RXs  
 %Total by Amt: Percentage of dollars by Pharmacy vs. total dollars (including copay)  
 Avg. Qty: Average quantity dispensed in each RX by Pharmacy

Avg Day Supply: Average Number of days supply dispensed by Pharmacy for each RX  
 Avg. Cost Per Rx: Average total price for each RX by Pharmacy (including member copay)  
 C-II: Total # of C-II Controlled RXs dispensed from Pharmacy  
 DAW Ovrd: Total # of DAW 1 (Physician) and DAW2 (Member) Overrides

Note  
 This report is based on Rx Dispensing Date. Totals could change if claims or reversals are subsequently submitted and the dispensing dates are within this range. Invoices are based on period close dates and may not balance to these amounts

| Rank | Pharmacy Name        | NABP    | Brand RXs. Cnt | Brand RXs. Amount | Generic RXs. Cnt | Generic RXs. Amount | Brd Equiv. RXs. Cnt | Brd Equiv. RXs. Amount | Total Billed | Rx Count | Percent of Totals By RX | Percent of Totals By Amt | Avg Day Supply | Avg Cost Per RX | C-II | DAW Ovrd |
|------|----------------------|---------|----------------|-------------------|------------------|---------------------|---------------------|------------------------|--------------|----------|-------------------------|--------------------------|----------------|-----------------|------|----------|
| 20   | BROOKSHIRE BROTHERS  | 4599126 | 1              | \$0.00            | 22               | 223.33              | 0                   | 0.00                   | \$223.33     | 23       | 2.00                    | 1.78                     | 23.5           | \$9.71          | 3    | 0        |
| 21   | HEB PHARMACY         | 4534790 | 0              | \$0.00            | 24               | 162.65              | 0                   | 0.00                   | \$162.65     | 24       | 2.09                    | 1.29                     | 25.5           | \$6.78          | 1    | 0        |
| 22   | KROGER PHARMACY #359 | 5909190 | 0              | \$0.00            | 19               | 160.49              | 0                   | 0.00                   | \$160.49     | 19       | 1.65                    | 1.28                     | 26.4           | \$8.45          | 2    | 0        |
| 23   | WALMART PHARMACY 10- | 4567042 | 0              | \$0.00            | 19               | 147.71              | 0                   | 0.00                   | \$147.71     | 19       | 1.65                    | 1.17                     | 24.7           | \$7.77          | 1    | 0        |
| 24   | SAMS PHARMACY        | 4517960 | 0              | \$0.00            | 8                | 123.54              | 0                   | 0.00                   | \$123.54     | 8        | 0.70                    | 0.98                     | 26.6           | \$15.44         | 3    | 0        |
| 25   | KROGER PHARMACY      | 4545399 | 2              | \$0.00            | 13               | 119.33              | 0                   | 0.00                   | \$119.33     | 15       | 1.30                    | 0.95                     | 25.9           | \$7.96          | 0    | 0        |

|  |                    |             |                 |                 |
|--|--------------------|-------------|-----------------|-----------------|
| <b>SUBTOTAL FOR TOP25 :</b>                | <b>\$11,791.32</b> | <b>992</b>  | <b>654.38</b>   | <b>\$368.57</b> |
| <b>SUBTOTAL FOR ALL OTHER Pharmacies :</b> | <b>\$782.43</b>    | <b>158</b>  | <b>678.99</b>   | <b>\$158.16</b> |
| <b>TOTAL FOR PLAN :</b>                    | <b>\$12,573.75</b> | <b>1150</b> | <b>1,333.37</b> | <b>\$526.72</b> |
| <b>TOTAL FOR GROUP :</b>                   | <b>\$12,573.75</b> | <b>1150</b> | <b>1,333.37</b> | <b>\$526.72</b> |

| 120501<br>RETAIL |                       | Montgomery Co IHCP-Retail |          |                     |        |                        |        |              |          |                            |        |                |                 |      |           |
|------------------|-----------------------|---------------------------|----------|---------------------|--------|------------------------|--------|--------------|----------|----------------------------|--------|----------------|-----------------|------|-----------|
| Rank             | Physician Name        | Brand RXs.<br>Cnt         | Amount   | Generic RXs.<br>Cnt | Amount | Brd Equiv. RXs.<br>Cnt | Amount | Total Billed | Rx Count | Percent of Totals<br>By RX | By Amt | Avg Day Supply | Avg Cost Per RX | C-II | DAW Ovrdr |
| 1                | AMINI-VAUGHAN, ZHALEH | 2                         | \$653.49 | 2                   | 13.95  | 0                      | 0.00   | \$667.44     | 4        | 0.35                       | 5.31   | 18.0           | \$166.86        | 0    | 0         |
| 2                | NGUYEN, CHANH         | 1                         | \$0.00   | 50                  | 620.58 | 0                      | 0.00   | \$620.58     | 51       | 4.43                       | 4.94   | 28.6           | \$12.17         | 3    | 0         |
| 3                | MATHEW, NURZY         | 2                         | \$509.11 | 12                  | 20.69  | 0                      | 0.00   | \$529.80     | 14       | 1.22                       | 4.21   | 29.1           | \$37.84         | 0    | 0         |
| 4                | BILLAL, SHAZIA        | 2                         | \$399.70 | 6                   | 70.56  | 0                      | 0.00   | \$470.26     | 8        | 0.70                       | 3.74   | 23.0           | \$58.78         | 0    | 0         |
| 5                | LEE-MCGEE, TRACY      | 2                         | \$383.92 | 12                  | 70.69  | 0                      | 0.00   | \$454.61     | 14       | 1.22                       | 3.62   | 29.6           | \$32.47         | 0    | 0         |
| 6                | DESAI, ASHESH         | 1                         | \$44.80  | 5                   | 373.53 | 0                      | 0.00   | \$418.33     | 6        | 0.52                       | 3.33   | 19.8           | \$69.72         | 0    | 0         |
| 7                | THOMPSON, PATRICIA    | 1                         | \$250.93 | 32                  | 121.74 | 0                      | 0.00   | \$372.67     | 33       | 2.87                       | 2.96   | 28.5           | \$11.29         | 1    | 1         |
| 8                | PATRINELY, PATRICIA   | 2                         | \$7.48   | 73                  | 339.65 | 1                      | 24.49  | \$371.62     | 76       | 6.61                       | 2.96   | 28.8           | \$4.89          | 3    | 1         |
| 9                | SIMS, CHARLES         | 0                         | \$0.00   | 1                   | 333.89 | 0                      | 0.00   | \$333.89     | 1        | 0.09                       | 2.66   | 30.0           | \$333.89        | 0    | 0         |
| 10               | FERRY, PAMELA         | 1                         | \$279.37 | 4                   | 39.95  | 0                      | 0.00   | \$319.32     | 5        | 0.43                       | 2.54   | 29.6           | \$63.86         | 0    | 0         |
| 11               | CASEBOLT, MARY        | 1                         | \$284.96 | 2                   | 32.81  | 0                      | 0.00   | \$317.77     | 3        | 0.26                       | 2.53   | 23.0           | \$105.92        | 0    | 0         |
| 12               | WILLIS, BRANCH        | 2                         | \$200.00 | 15                  | 62.00  | 0                      | 0.00   | \$262.00     | 17       | 1.48                       | 2.08   | 25.1           | \$15.41         | 0    | 0         |
| 13               | DASGUPTA, ANIRUDHA    | 0                         | \$0.00   | 2                   | 253.71 | 0                      | 0.00   | \$253.71     | 2        | 0.17                       | 2.02   | 27.0           | \$126.86        | 1    | 0         |
| 14               | BLAYLOCK, HEATHER     | 0                         | \$0.00   | 38                  | 250.72 | 0                      | 0.00   | \$250.72     | 38       | 3.30                       | 1.99   | 26.7           | \$6.60          | 0    | 0         |
| 15               | SPRINTZ, MICHAEL      | 1                         | \$0.00   | 10                  | 250.18 | 0                      | 0.00   | \$250.18     | 11       | 0.96                       | 1.99   | 30.0           | \$22.74         | 3    | 0         |
| 16               | THOMAS, CELESTE       | 0                         | \$0.00   | 11                  | 232.25 | 0                      | 0.00   | \$232.25     | 11       | 0.96                       | 1.85   | 30.0           | \$21.11         | 1    | 0         |
| 17               | ANUGWOM, CHINASA      | 0                         | \$0.00   | 48                  | 226.14 | 0                      | 0.00   | \$226.14     | 48       | 4.17                       | 1.80   | 27.2           | \$4.71          | 18   | 0         |
| 18               | AWASUM, SERGE-ALAIN   | 1                         | \$0.00   | 2                   | 207.59 | 0                      | 0.00   | \$207.59     | 3        | 0.26                       | 1.65   | 15.0           | \$69.20         | 0    | 0         |
| 19               | PERRI, ANTHONY        | 0                         | \$0.00   | 3                   | 201.66 | 0                      | 0.00   | \$201.66     | 3        | 0.26                       | 1.60   | 30.0           | \$67.22         | 0    | 0         |

Total Dollars: Total calculated price for all RXs for Physician (including copay)  
 % Total By RX: Percentage of RXs by Physician vs. total RXs  
 %Total by Amt: Percentage of dollars by Physician vs. total dollars (including copay)  
 Avg. Qty: Average quantity dispensed in each RX by Physician

Avg Day Supply: Average Number of days supply dispensed by Physician for each RX  
 Avg. Cost Per Rx: Average total price for each RX by Physician (including member copay)  
 C-II: Total # of C-II Controlled RXs written by Physician  
 DAW Ovrdr: Total # of DAW 1 (Physician) and DAW2 (Member) Overrides

Note  
 This report is based on Rx Dispensing Date. Totals could change if claims or reversals are subsequently submitted and the dispensing dates are within this range. Invoices are based on period close dates and may not balance to these amounts

| Rank                                       | Physician Name     | Brand RXs.<br>Cnt | Amount | Generic RXs.<br>Cnt | Amount | Brd Equiv. RXs.<br>Cnt | Amount | Total Billed       | Rx Count    | Percent of Totals<br>By RX | By Amt | Avg Day Supply  | Avg Cost Per RX   | C-II | DAW Ovrdr |
|--|--------------------|-------------------|--------|---------------------|--------|------------------------|--------|--------------------|-------------|----------------------------|--------|-----------------|-------------------|------|-----------|
| 20   | DEWITZ, SCOTT      | 0                 | \$0.00 | 18                  | 175.72 | 0                      | 0.00   | \$175.72           | 18          | 1.57                       | 1.40   | 29.6            | \$9.76            | 1    | 0         |
| 21   | NGUYEN, THAI       | 0                 | \$0.00 | 2                   | 175.26 | 0                      | 0.00   | \$175.26           | 2           | 0.17                       | 1.39   | 30.0            | \$87.63           | 0    | 0         |
| 22   | KREIT, CAMIL       | 0                 | \$0.00 | 19                  | 174.10 | 0                      | 0.00   | \$174.10           | 19          | 1.65                       | 1.38   | 28.0            | \$9.16            | 2    | 0         |
| 23   | BONDS, LAURA       | 0                 | \$0.00 | 1                   | 162.89 | 0                      | 0.00   | \$162.89           | 1           | 0.09                       | 1.30   | 30.0            | \$162.89          | 0    | 0         |
| 24   | STARK, THOMAS      | 0                 | \$0.00 | 2                   | 151.00 | 0                      | 0.00   | \$151.00           | 2           | 0.17                       | 1.20   | 30.0            | \$75.5            | 0    | 0         |
| 25   | BOGENRIEDER, NANCY | 0                 | \$0.00 | 4                   | 134.99 | 0                      | 0.00   | \$134.99           | 4           | 0.35                       | 1.07   | 19.3            | \$33.75           | 0    | 0         |
| <b>SUBTOTAL FOR TOP25 :</b>                |                    |                   |        |                     |        |                        |        | <b>\$7,734.50</b>  | <b>394</b>  |                            |        | <b>665.97</b>   | <b>\$1,610.25</b> |      |           |
| <b>SUBTOTAL FOR ALL OTHER PHYSICIANS :</b> |                    |                   |        |                     |        |                        |        | <b>\$4,839.25</b>  | <b>756</b>  |                            |        | <b>4,196.45</b> | <b>\$1,414.69</b> |      |           |
| <b>TOTAL FOR PLAN :</b>                    |                    |                   |        |                     |        |                        |        | <b>\$12,573.75</b> | <b>1150</b> |                            |        | <b>4,862.41</b> | <b>\$3,024.94</b> |      |           |
| <b>TOTAL FOR GROUP :</b>                   |                    |                   |        |                     |        |                        |        | <b>\$12,573.75</b> | <b>1150</b> |                            |        | <b>4,862.41</b> | <b>\$3,024.94</b> |      |           |



**Top 25 Therapy Classes by- Dollar Amount**  
From 02/01/2017 to 02/28/2017

Report: RPT-147  
Printed: 03/02/2017  
Page: 1

| 120501                                  |      | Montgomery Co IHCP-Retail                          |             |          |                 |                   |             |                    |                   |        |
|---|------|--|-------------|----------|-----------------|-------------------|-------------|--------------------|-------------------|--------|
| RETAIL                                  |      | Montgomery Co IHCP-Retail                          |             |          |                 |                   |             |                    |                   |        |
| Rank                                    | Code | Drug Class   | Retail Rxs  | Mail Rxs | Avg Days        | Avg Rx Cost       | Rx Cnt      | Total Billed       | Percent of Totals |        |
|   |      |  |             |          |                 |                   |             |                    | By Rx             | By Amt |
| 1                                       | 7260 | *Anticonvulsants - Misc.**                         | 40          | 0        | 29.68           | \$48.15           | 40          | \$1,926.15         | 3.48              | 8.43   |
| 2                                       | 2710 | *Insulin**   | 9           | 0        | 29.11           | \$187.71          | 9           | \$1,689.37         | .78               | 7.39   |
| 3                                       | 4420 | *Sympathomimetics**                                | 11          | 0        | 19.18           | \$96.18           | 11          | \$1,058.02         | .96               | 4.63   |
| 4                                       | 3940 | *HMG CoA Reductase Inhibitors**                    | 85          | 0        | 29.82           | \$12.24           | 85          | \$1,040.09         | 7.39              | 4.55   |
| 5                                       | 4927 | *Proton Pump Inhibitors**                          | 42          | 0        | 29.76           | \$21.23           | 42          | \$891.74           | 3.65              | 3.9    |
| 6                                       | 6599 | *Opioid Combinations**                             | 43          | 0        | 20.14           | \$20.52           | 43          | \$882.54           | 3.74              | 3.86   |
| 7                                       | 1240 | *Herpes Agents**                                   | 6           | 0        | 22.83           | \$134.54          | 6           | \$807.23           | .52               | 3.53   |
| 8                                       | 4410 | *Bronchodilators - Anticholinergics**              | 3           | 0        | 21.67           | \$249.35          | 3           | \$748.06           | .26               | 3.27   |
| 9                                       | 6510 | *Opioid Agonists**                                 | 29          | 0        | 22.41           | \$24.97           | 29          | \$724.24           | 2.52              | 3.17   |
| 10                                      | 8515 | *Platelet Aggregation Inhibitors**                 | 17          | 0        | 30.00           | \$42.33           | 17          | \$719.66           | 1.48              | 3.15   |
| 11                                      | 7510 | *Central Muscle Relaxants**                        | 34          | 0        | 27.71           | \$17.42           | 34          | \$592.32           | 2.96              | 2.59   |
| 12                                      | 3400 | *Calcium Channel Blockers**                        | 45          | 0        | 30.00           | \$12.22           | 45          | \$550.02           | 3.91              | 2.41   |
| 13                                      | 3920 | *Fibric Acid Derivatives**                         | 17          | 0        | 30.00           | \$30.07           | 17          | \$511.26           | 1.48              | 2.24   |
| 14                                      | 3320 | *Beta Blockers Cardio-Selective**                  | 58          | 0        | 29.74           | \$7.76            | 58          | \$450.07           | 5.04              | 1.97   |
| 15                                      | 2810 | *Thyroid Hormones**                                | 41          | 0        | 30.00           | \$10.24           | 41          | \$419.81           | 3.57              | 1.84   |
| 16                                      | 5816 | *Selective Serotonin Reuptake Inhibitors (SSRIs)** | 40          | 0        | 30.00           | \$9.68            | 40          | \$387.07           | 3.48              | 1.69   |
| 17                                      | 6520 | *Opioid Partial Agonists**                         | 2           | 0        | 30.00           | \$176.59          | 2           | \$353.18           | .17               | 1.54   |
| 18                                      | 3699 | *Antihypertensive Combinations**                   | 26          | 0        | 30.00           | \$13.04           | 26          | \$339.09           | 2.26              | 1.48   |
| 19                                      | 4440 | *Steroid Inhalants**                               | 1           | 0        | 30.00           | \$334.87          | 1           | \$334.87           | .09               | 1.46   |
| 20                                      | 3610 | *ACE Inhibitors**                                  | 66          | 0        | 29.77           | \$4.96            | 66          | \$327.52           | 5.74              | 1.43   |
| 21                                      | 0400 | *Tetracyclines**                                   | 4           | 0        | 18.50           | \$70.30           | 4           | \$281.19           | .35               | 1.23   |
| 22                                      | 4699 | *Laxative Combinations**                           | 6           | 0        | 1.00            | \$46.79           | 6           | \$280.72           | .52               | 1.23   |
| 23                                      | 6610 | *Nonsteroidal Anti-inflammatory Agents (NSAIDs)**  | 27          | 0        | 26.52           | \$9.89            | 27          | \$266.90           | 2.35              | 1.17   |
| 24                                      | 6125 | *Anti-Obesity Agents**                             | 2           | 0        | 29.00           | \$122.59          | 2           | \$245.18           | .17               | 1.07   |
| 25                                      | 0199 | *Penicillin Combinations**                         | 7           | 0        | 9.57            | \$33.53           | 7           | \$234.72           | .61               | 1.03   |
| <b>SUBTOTAL FOR TOP 25 :</b>            |      |  | <b>661</b>  | <b>0</b> | <b>636.42</b>   | <b>\$1,737.18</b> | <b>661</b>  | <b>\$16,061.02</b> |                   |        |
| <b>SUBTOTAL FOR ALL OTHER CLASSES :</b> |      |  | <b>489</b>  | <b>0</b> | <b>2,255.45</b> | <b>\$2,344.05</b> | <b>489</b>  | <b>\$6,800.19</b>  |                   |        |
| <b>TOTAL FOR PLAN:</b>                  |      |  | <b>1150</b> | <b>0</b> | <b>2,891.87</b> | <b>\$4,081.23</b> | <b>1150</b> | <b>\$22,861.21</b> |                   |        |
| <b>TOTAL FOR GROUP :</b>                |      |  | <b>1150</b> | <b>0</b> | <b>2,891.87</b> | <b>\$4,081.23</b> | <b>1150</b> | <b>\$22,861.21</b> |                   |        |

**Note**

Code: Therapeutic Classification for the drug class  
 Avg Rx Cost: Average amount per script for the drug cost and dispense fee only  
 Total Billed: Total amount of the drug cost and dispense fee

This report is based on Rx Dispensing Date. Totals could change if claims or reversals are subsequently submitted and the dispensing dates are within this range. Invoices are based on period close dates and may not balance to these amounts

Consider and act on Healthcare Assistance Program claims from Non-Medicaid 1115 Waiver providers processed by Boon-Chapman (Mrs. Wagner, Chair-Indigent Care Committee)

**Montgomery County Hospital District  
Summary of Claims Processed Through (TPA) Boon-Chapman  
For the Period 02/23/17 through 03/23/17**

| <b>Disbursement Date</b>              | <b>Board Reviewed</b> | <b>Payments Made to All Other Vendors (Non-UPL)</b> |                   |
|---------------------------------------|-----------------------|---|-------------------|
| <b><u>February</u></b>                |                       |   |                   |
| February 2, 2017                      | Yes                   | \$  | 66,502.25         |
| February 9, 2017                      | Yes                   | \$  | 53,664.67         |
| February 16, 2017                     | Yes                   | \$  | 69,954.65         |
| February 23, 2017                     | Yes                   | \$  | 45,063.80         |
| <b>Total January Payments - MTD</b>   |                       | <b>\$</b>   | <b>235,185.37</b> |
| <b>Monthly Budget - February 2017</b> |                       | <b>\$</b>   | <b>410,951.00</b> |
| <b><u>March</u></b>                   |                       |   |                   |
| March 2, 2017                         | No                    | \$  | 55,372.14         |
| March 9, 2017                         | No                    | \$  | 44,899.58         |
| March 16, 2017                        | No                    | \$  | 32,742.15         |
| March 23, 2017                        | No                    | \$  | -                 |
| <b>Total February Payments - MTD</b>  |                       | <b>\$</b>   | <b>133,013.87</b> |
| <b>Monthly Budget - March 2017</b>    |                       | <b>\$</b>   | <b>410,951.00</b> |

Note: Payments made may differ from the amounts shown in the financial statements due to accruals and/or other adjustments.

## AGENDA ITEM #20

Board Mtg: 03/28/2017

Consider and act on ratification of voluntary contributions to the Medicaid 1115 Waiver program of Healthcare Assistance Program claims processed by Boon Chapman.

### Montgomery County Hospital District Summary of Claims Processed Through (TPA) Boon-Chapman For the Period 02/01/2017 through 02/28/2017

| <u>Disbursement Date</u>   |    | <u>Value of Services<br/>Provided by CRMC<br/>and Affiliated Providers</u> |
|--|----|--|
| February Voluntary Contribution for Medicaid 1115 Waiver Program | \$ | 255,885.00   |
| Budgeted Amount February 2017                                    | \$ | 255,885.00   |
| Over / (Under) Budget  | \$ | -  |

### Montgomery County Hospital District Summary of Claims Processed Through (TPA) Boon-Chapman For the Period 03/01/2017 through 03/31/2017

| <u>Disbursement Date</u>   |    | <u>Value of Services<br/>Provided by CRMC<br/>and Affiliated Providers</u> |
|--|----|--|
| February Voluntary Contribution for Medicaid 1115 Waiver Program | \$ | 255,885.00   |
| Budgeted Amount March 2017                                       | \$ | 255,885.00   |
| Over / (Under) Budget  | \$ | -  |

# Agenda Item # 21

**To:** MCHD Board of Directors

**From:** Ade Moronkeji

**Date:** March 28, 2017

**Re:** Consider and act on revisions and modifications to Healthcare Assistance Program (HCAP) which is comprised of the Montgomery County Indigent Care Plan and the Medical Assistance Plan Handbooks (Mrs. Wagner, Chair-Indigent Care Committee)

---

|  |
|--|
| <b>Montgomery County Indigent Care Plan Handbook Revisions</b> |
|--|

## Section 2 Section 2 Eligibility Criteria Budgeting Income

- Old  
Income

Compare the household's monthly gross income to the 21% FPIL monthly income standard, using the MCHD MCICP Monthly Income Standards chart below.

**MONTGOMERY COUNTY HOSPITAL DISTRICT  
MONTGOMERY COUNTY INDIGENT CARE PLAN  
INCOME GUIDELINES EFFECTIVE 03/01/16 - 21 %  
FPIL**

| # of Individuals in the MCICP Household | Income Standard<br>21% FPIL |
|---|-----------------------------|
| 1                                       | \$208                       |
| 2                                       | \$280                       |
| 3                                       | \$353                       |
| 4                                       | \$425                       |
| 5                                       | \$498                       |
| 6                                       | \$570                       |
| 7                                       | \$643                       |
| 8                                       | \$716                       |
| 9                                       | \$788                       |
| 10                                      | \$861                       |
| 11                                      | \$934                       |
| 12                                      | \$1007                      |
| <b>Add per Member</b>                   | <b>\$73</b>                 |

Note: Based on the 2016 Federal Poverty Income Limits (FPIL), which changes April 1 of every year.

A household is eligible if its monthly gross income, after rounding down cents, does not exceed the monthly income standard for the MCHD MCICP household's size.

**Section 2 Section 2 Eligibility Criteria Budgeting Income**

- **New**

Income

Compare the household's monthly gross income to the 21% FPIL monthly income standard, using the MCHD MCICP Monthly Income Standards chart below.

**MONTGOMERY COUNTY HOSPITAL DISTRICT  
MONTGOMERY COUNTY INDIGENT CARE PLAN  
INCOME GUIDELINES EFFECTIVE 03/01/17 - 21 %  
FPIL**

| # of Individuals in the MCICP Household | Income Standard<br>21% FPIL |
|---|-----------------------------|
| 1                                       | \$211                       |
| 2                                       | \$284                       |
| 3                                       | \$357                       |
| 4                                       | \$431                       |
| 5                                       | \$504                       |
| 6                                       | \$577                       |
| 7                                       | \$650                       |
| 8                                       | \$723                       |
| 9                                       | \$796                       |
| 10                                      | \$869                       |
| 11                                      | \$943                       |
| 12                                      | \$1,016                     |
| <b>Add per Member</b>                   | <b>73</b>                   |

Note: Based on the 2017 Federal Poverty Income Limits (FPIL), which changes March 1 of every year.

A household is eligible if its monthly gross income, after rounding down cents, does not exceed the monthly income standard for the MCHD MCICP household's size.

- **Potential Impact of revision:** This change allows for increase to the income guidelines that could result in more applicants applying for assistance. Minimal impact expected

## Medical Assistance Plan Handbook Revisions

### Section 2 Section 2 Eligibility Criteria Budgeting Income

- Old

Income

Compare the household's monthly gross income to the 21% FPIL monthly income standard, using the MCHD MAP Monthly Income Standards chart below.

#### MEDICAL ASSISTANCE PLAN INCOME GUIDELINES EFFECTIVE 03/01/2016 - 21-133% FPIL

| # of Individuals in the<br>MAP Household | Income Standard<br>21% FPIL | Income Standard<br>133%<br>FPIL |
|--|-----------------------------|---------------------------------|
| 1  | \$208                       | \$1,317                         |
| 2  | \$280                       | \$1,776                         |
| 3  | \$353                       | \$2,235                         |
| 4  | \$425                       | \$2,694                         |
| 5  | \$498                       | \$3,153                         |
| 6  | \$570                       | \$3,611                         |
| 7  | \$643                       | \$4,071                         |
| 8  | \$716                       | \$4,532                         |
| 9  | \$788                       | \$4,994                         |
| 10                                       | \$861                       | \$5,455                         |
| 11                                       | \$934                       | \$5,917                         |
| 12                                       | \$1,007                     | \$6,379                         |
| <b>Add per Member</b>                    | <b>\$73</b>                 | <b>\$462</b>                    |

*Note: Based on the 2016 Federal Poverty Income Limits (FPIL), which changes April 1 of every year.*

A household is eligible if its monthly gross income, after rounding down cents, does not exceed the monthly income standard for the MCHD MCICP household's size.

### Section 2 Section 2 Eligibility Criteria Budgeting Income

- New

Income

Compare the household's monthly gross income to the 21-133% FPIL monthly income standard, using the MCHD MAP Monthly Income Standards chart below.



**MEDICAL ASSISTANCE PLAN  
INCOME GUIDELINES EFFECTIVE 03/01/2017 - 21-133% FPIL**

| # of<br>Individuals<br>in the<br>MAP<br>Household | Income<br>Standard<br><br>21% FPIL | Income<br>Standard<br><br>133%<br>FPIL |
|---|------------------------------------|--|
| 1   | <b>\$211</b>                       | <b>\$1,337</b>                         |
| 2   | <b>\$284</b>                       | <b>\$1,799</b>                         |
| 3   | <b>\$357</b>                       | <b>\$2,264</b>                         |
| 4   | <b>\$431</b>                       | <b>\$2,727</b>                         |
| 5   | <b>\$504</b>                       | <b>\$3,189</b>                         |
| 6   | <b>\$577</b>                       | <b>\$3,654</b>                         |
| 7   | <b>\$650</b>                       | <b>\$4,117</b>                         |
| 8   | <b>\$723</b>                       | <b>\$4,580</b>                         |
| 9   | <b>\$796</b>                       | <b>\$5,043</b>                         |
| 10  | <b>\$869</b>                       | <b>\$5,506</b>                         |
| 11  | <b>\$943</b>                       | <b>\$5,969</b>                         |
| 12  | <b>\$1,016</b>                     | <b>\$6,432</b>                         |
| <b>Add per<br/>Member</b>                         | <b>73</b>                          | <b>463</b>                             |

*Note: Based on the 2017 Federal Poverty Income Limits (FPIL), which changes March 1 of every year.*

**Potential Impact of revision:** This increase is very slight for MAP applicants, but could result in more individuals qualifying for assistance at this income level than in the past. There is more of an impact as an applicant's household size increases.

**Montgomery County Hospital District**  
**Financial Dashboard for February 2017**  
 (dollars expressed in 000's)

|                      | Feb 2017 | Feb 2016 | Var   | Var % |
|----------------------|----------|----------|-------|-------|
| Cash and Investments | 54,612   | 47,664   | 6,948 | 14.6% |

| Legend |                      |
|--------|----------------------|
| Green  | Favorable Variance   |
| Red    | Unfavorable Variance |

| Income Statement                | February 2017 |       |       |        | Year to Date |        |         |        |
|---------------------------------|---------------|-------|-------|--------|--------------|--------|---------|--------|
|                                 | Act           | Bud   | Var   | Var %  | Act          | Bud    | Var     | Var %  |
| Revenue                         |               |       |       |        |              |        |         |        |
| Tax Revenue                     | 3,728         | 4,340 | (612) | -14.1% | 35,093       | 35,332 | (239)   | -0.7%  |
| EMS Net Revenue                 | 1,279         | 878   | 401   | 45.7%  | 3,340        | 4,725  | (1,385) | -29.3% |
| Other Revenue                   | 231           | 203   | 28    | 13.8%  | 916          | 907    | 9       | 1.0%   |
| Total Revenue                   | 5,238         | 5,421 | (183) | -3.4%  | 39,349       | 40,964 | (1,615) | -3.9%  |
| Expenses                        |               |       |       |        |              |        |         |        |
| Payroll                         | 1,996         | 2,059 | (63)  | -3.1%  | 10,652       | 11,098 | (446)   | -4.0%  |
| Operating                       | 1,326         | 924   | 402   | 43.5%  | 5,133        | 6,477  | (1,344) | -20.8% |
| Indigent Healthcare             | 1             | 667   | (666) | -99.9% | 1,946        | 3,334  | (1,388) | -41.6% |
| Total Operating Expenses        | 3,323         | 3,650 | (327) | -9.0%  | 17,731       | 20,909 | (3,178) | -15.2% |
| Capital                         | 315           | 292   | 23    | 7.9%   | 1,371        | 1,542  | (171)   | -11.1% |
| Total Expenditures              | 3,638         | 3,942 | (304) | -7.7%  | 19,102       | 22,451 | (3,349) | -14.9% |
| Revenue Over / (Under) Expenses | 1,600         | 1,479 | 121   | 8.2%   | 20,247       | 18,513 | 1,734   | 9.4%   |

Tax Revenue: Year-to-date, Tax Revenue is 99.3% of budget or \$239k less than budget.

EMS Net Revenue: Year-to-date, billable trips are running higher than for the same period last year (approximately 104 per day compared to 95); however, EMS Net Revenue is running below budget year-to-date. This is mainly due to the Provision for Bad Debt being more than expected. This is related to the "tail" of the previous higher fee schedule that was in place until the end of September. For the month of February, the Provision for Bad Debt is less than budgeted, and combined with more billable trips than expected, yields a positive variance of \$401k in EMS Net Revenue for the month.

Other Revenue: Year-to-date, other revenue is slightly more than budget primarily due to Investment Income and Employee Medical Premiums offset by 1115 Waiver revenue. We are experiencing lower than expected billable encounters due to a larger "carry-over" of patients from the previous delivery year to the current year. These patients are not requiring as high a level of care as a newly enrolled patient. This process is cyclical and is expected to level out over the course of the year. In addition, a new account, Employee Medical Premiums, was introduced in January due to making the change to a partially self-funded health insurance plan. This account represents the employee portion of health insurance premiums.

Payroll: Overall, Payroll is \$446k under budget year-to-date. At this time, several departments are under budget primarily due to having open positions. In addition, Health & Benefits is \$382k less than budget. This is mainly due to the implementation of a partially self-funded employee health insurance program in January. The partially self-funded plan vs the fully insured plan changes how Health & Benefits expense is recorded. Rather than record MCHD's portion of premiums as expense, the submitted medical claims are expensed.

Operating Expenses: Generally, Operating Expenses are under budget year-to-date across the board. The increase in February represents the January 1115 waiver DSRIIP intergovernmental transfer (IGT), which was coded to the wrong account last month. It has been reclassified to the correct account in February; however, it creates a timing variance for the current month since this expense was budgeted in January.

Indigent Care Expenses: In general, Indigent Healthcare Expenses are running less than budget due to fewer clients utilizing the HCAP program than anticipated in the budget.

Capital Expenditures: Year-to-date, Capital Expenditures are \$171k less than budget mainly due to the timing of purchases.

# Montgomery County Hospital District Balance Sheet

As of February 28, 2017

|                      | Fund 10<br>2/28/2017                   | Fund 14<br>2/28/2017   | Total<br>2/28/2017  |                        |
|----------------------|--|------------------------|---------------------|------------------------|
| <b>ASSETS</b>        |  |                        |                     |                        |
| Cash and Equivalents |  |                        |                     |                        |
| 10-000-10100         | Petty Cash-Adm.-BS                     | \$1,423.07             | \$0.00              | \$1,423.07             |
| 10-000-11101         | Capital Replacement-WF-BS              | \$91,964.99            | \$0.00              | \$91,964.99            |
| 10-000-11401         | Operating Account-WF-BS                | \$2,268,680.97         | \$0.00              | \$2,268,680.97         |
| 10-000-11451         | HCAP Disbursement-WF-BS                | \$38,153.25            | \$0.00              | \$38,153.25            |
| 10-000-11701         | Tax Revenue-WF-BS                      | \$243,249.58           | \$0.00              | \$243,249.58           |
| 10-000-13100         | Texpool-District-BS                    | \$19,319,366.00        | \$0.00              | \$19,319,366.00        |
| 10-000-13300         | Investments-WF Bank-BS                 | \$3,730,316.83         | \$0.00              | \$3,730,316.83         |
| 10-000-13400         | TexStar Investment Pool-BS             | \$19,309,366.72        | \$0.00              | \$19,309,366.72        |
| 10-000-13500         | Investments-Raymond James, Inc.-BS     | \$6,516,296.01         | \$0.00              | \$6,516,296.01         |
| 10-000-13600         | Investments-WF-Spec. Liquidity Fund-BS | \$3,093,635.35         | \$0.00              | \$3,093,635.35         |
|                      | Total Cash and Equivalents             | \$54,612,452.77        | \$0.00              | \$54,612,452.77        |
| Receivables          |  |                        |                     |                        |
| 10-000-14100         | A/R-EMS Billings-BS                    | \$7,719,518.58         | \$0.00              | \$7,719,518.58         |
| 10-000-14200         | Allowance for Bad Debts-BS             | (\$4,031,158.56)       | \$0.00              | (\$4,031,158.56)       |
| 10-000-14300         | A/R-Other-BS                           | \$264,125.09           | \$0.00              | \$264,125.09           |
| 10-000-14305         | A/R Employee-BS                        | \$27,558.60            | \$0.00              | \$27,558.60            |
| 10-000-14525         | Receivable from Component Unit-BS      | \$266,970.06           | \$0.00              | \$266,970.06           |
| 10-000-14700         | Taxes Receivable-BS                    | \$2,826,624.24         | \$0.00              | \$2,826,624.24         |
| 10-000-14750         | Allowance for bad debt-tax rev-BS      | (\$356,277.00)         | \$0.00              | (\$356,277.00)         |
|                      | Total Receivables                      | \$6,717,361.01         | \$0.00              | \$6,717,361.01         |
| Other Assets         |  |                        |                     |                        |
| 10-000-14800         | Deposits-BS                            | \$95,258.00            | \$0.00              | \$95,258.00            |
| 10-000-14900         | Prepaid Expenses-BS                    | \$86,498.93            | \$0.00              | \$86,498.93            |
| 10-000-15000         | Inventory-BS                           | \$606,977.48           | \$0.00              | \$606,977.48           |
| 14-000-18100         | Deferred Compensation-BS               | \$0.00                 | \$145,420.39        | \$145,420.39           |
|                      | Total Other Assets                     | \$788,734.41           | \$145,420.39        | \$934,154.80           |
|                      | <b>TOTAL ASSETS</b>                    | <b>\$62,118,548.19</b> | <b>\$145,420.39</b> | <b>\$62,263,968.58</b> |
| <b>LIABILITIES</b>   |  |                        |                     |                        |
| Current Liabilities  |  |                        |                     |                        |
| 10-000-20500         | Accounts Payable-BS                    | \$349,726.41           | \$0.00              | \$349,726.41           |
| 10-000-20600         | Accounts Payable-Other-BS              | \$67,122.08            | \$0.00              | \$67,122.08            |
| 10-000-21000         | Accrued Expenditures-BS                | \$940,418.55           | \$0.00              | \$940,418.55           |
| 10-000-21400         | Accrued Payroll-BS                     | \$561,088.90           | \$0.00              | \$561,088.90           |
| 10-000-21525         | P/R-United Way Deductions-BS           | \$2,924.98             | \$0.00              | \$2,924.98             |
| 10-000-21585         | P/R-Flexible Spending-BS-BS            | \$1,291.53             | \$0.00              | \$1,291.53             |
| 10-000-21590         | P/R-Premium Cancer/Accident-BS         | (\$18.84)              | \$0.00              | (\$18.84)              |
| 10-000-21595         | P/R-Health Savings-BS-BS               | \$158.89               | \$0.00              | \$158.89               |
| 10-000-21600         | Employee Deferred Comp.-BS             | \$8,512.04             | \$0.00              | \$8,512.04             |
| 10-000-21650         | TCDRS Defined Benefit Plan-BS          | \$248,924.49           | \$0.00              | \$248,924.49           |
| 14-000-23100         | Due to Participants-BS                 | \$0.00                 | \$145,420.39        | \$145,420.39           |
|                      | Total Current Liabilities              | \$2,180,149.03         | \$145,420.39        | \$2,325,569.42         |
| Deferred Liabilities |  |                        |                     |                        |
| 10-000-23000         | Deferred Tax Revenue-BS                | \$2,470,347.24         | \$0.00              | \$2,470,347.24         |
| 10-000-23200         | Deferred Revenue-BS                    | \$54,642.81            | \$0.00              | \$54,642.81            |
|                      | Total Deferred Liabilities             | \$2,524,990.05         | \$0.00              | \$2,524,990.05         |
|                      | <b>TOTAL LIABILITIES</b>               | <b>\$4,705,139.08</b>  | <b>\$145,420.39</b> | <b>\$4,850,559.47</b>  |

# Montgomery County Hospital District Balance Sheet

As of February 28, 2017

|                                      |  | Fund 10                | Fund 14             | Total                  |
|--------------------------------------|--|------------------------|---------------------|------------------------|
|                                      |  | 2/28/2017              | 2/28/2017           | 2/28/2017              |
| <b>CAPITAL</b>                       |  |                        |                     |                        |
| 10-000-30225                         | Assigned - Open Purchase Orders-BS           | \$632,450.00           | \$0.00              | \$632,450.00           |
| 10-000-30400                         | Nonspendable - Inventory-BS                  | \$606,977.48           | \$0.00              | \$606,977.48           |
| 10-000-30700                         | Nonspendable - Prepaids-BS                   | \$86,498.93            | \$0.00              | \$86,498.93            |
| 10-000-30802                         | Restricted - NACCHO Grant Funds Remaining-BS | \$1,204.81             | \$0.00              | \$1,204.81             |
| 10-000-32001                         | Committed - Uncompensated Care-BS            | \$7,580,000.00         | \$0.00              | \$7,580,000.00         |
| 10-000-32002                         | Committed - Capital Replacement-BS           | \$1,890,760.00         | \$0.00              | \$1,890,760.00         |
| 10-000-32003                         | Committed - Capital Maintenance-BS           | \$170,583.00           | \$0.00              | \$170,583.00           |
| 10-000-32004                         | Committed - Catastrophic Events-BS           | \$5,000,000.00         | \$0.00              | \$5,000,000.00         |
| 10-000-39000                         | Unassigned Fund Balance-MCHD-BS              | \$41,444,934.89        | \$0.00              | \$41,444,934.89        |
| TOTAL CAPITAL                        |  | \$57,413,409.11        | \$0.00              | \$57,413,409.11        |
| <b>TOTAL LIABILITIES AND CAPITAL</b> |  | <b>\$62,118,548.19</b> | <b>\$145,420.39</b> | <b>\$62,263,968.58</b> |

**Montgomery County Hospital District**  
**Preliminary Income Statement - Actual vs. Budget**  
**For the Period Ended February 28, 2017**

|                               |  | <b>Current<br/>Month<br/>Actual</b> | <b>Current<br/>Month<br/>Budget</b> | <b>Current<br/>Month<br/>Variance</b> | <b>YTD<br/>Actual</b> | <b>YTD<br/>Budget</b> | <b>YTD<br/>Variance</b> | <b>Total<br/>Annual<br/>Budget</b> | <b>% YTD<br/>Annual<br/>Budget</b> | <b>Annual<br/>Budget<br/>Remaining</b> |
|-------------------------------|--|-------------------------------------|-------------------------------------|---------------------------------------|-----------------------|-----------------------|-------------------------|------------------------------------|------------------------------------|--|
| <b>Revenue</b>                |  |                                     |                                     |                                       |                       |                       |                         |                                    |                                    |  |
| <b>Tax Revenue</b>            |  |                                     |                                     |                                       |                       |                       |                         |                                    |                                    |  |
| 40000                         | Tax Revenue                            | 3,651,254.24                        | 4,268,731.00                        | (617,476.76)                          | 34,841,553.64         | 35,026,910.00         | (185,356.36)            | 35,973,441.00                      | 96.85%                             | 1,131,887.36                           |
| 40100                         | Delinquent Tax Revenue                 | 33,360.06                           | 32,884.00                           | 476.06                                | 168,901.13            | 213,692.00            | (44,790.87)             | 404,245.00                         | 41.78%                             | 235,343.87                             |
| 40200                         | Penalties and Interest                 | 38,094.42                           | 38,734.00                           | (639.58)                              | 76,893.88             | 91,731.00             | (14,837.12)             | 323,218.00                         | 23.79%                             | 246,324.12                             |
| 40300                         | Misc Tax Revenue VIT and BIT Funds     | 5,607.42                            | 0.00                                | 5,607.42                              | 5,607.42              | 0.00                  | 5,607.42                | 0.00                               | 0.00%                              | (5,607.42)                             |
| <b>Total Tax Revenue</b>      |  | <b>3,728,316.14</b>                 | <b>4,340,349.00</b>                 | <b>(612,032.86)</b>                   | <b>35,092,956.07</b>  | <b>35,332,333.00</b>  | <b>(239,376.93)</b>     | <b>36,700,904.00</b>               | <b>95.62%</b>                      | <b>1,607,947.93</b>                    |
| <b>EMS Net Revenue</b>        |  |                                     |                                     |                                       |                       |                       |                         |                                    |                                    |  |
| 43100                         | EMS - Advanced Life Support Revenue    | 1,420,586.30                        | 1,278,946.00                        | 141,640.30                            | 7,849,752.13          | 6,897,173.00          | 952,579.13              | 16,671,974.00                      | 47.08%                             | 8,822,221.87                           |
| 43200                         | EMS - Basic Life Support Revenue       | 410,831.26                          | 343,707.00                          | 67,124.26                             | 1,930,258.90          | 1,853,564.00          | 76,694.90               | 4,480,470.00                       | 43.08%                             | 2,550,211.10                           |
| 43300                         | Transfer Service Fees                  | 38,221.32                           | 64,263.00                           | (26,041.68)                           | 152,685.39            | 346,564.00            | (193,878.61)            | 837,722.00                         | 18.23%                             | 685,036.61                             |
| 43400                         | Non-Transport Fees                     | 55,617.47                           | 22,219.00                           | 33,398.47                             | 194,959.81            | 119,822.00            | 75,137.81               | 289,636.00                         | 67.31%                             | 94,676.19                              |
| 43500                         | Contractual Allowance                  | (464,963.09)                        | (512,741.00)                        | 47,777.91                             | (2,536,967.92)        | (2,765,137.00)        | 228,169.08              | (6,683,940.00)                     | 37.96%                             | (4,146,972.08)                         |
| 43520                         | Provision for Bad Debt                 | (208,962.10)                        | (341,827.00)                        | 132,864.90                            | (4,379,195.49)        | (1,843,423.00)        | (2,535,772.49)          | (4,455,956.00)                     | 98.28%                             | (76,760.51)                            |
| 43600                         | Recovery of Bad Debt - EMS             | 27,207.68                           | 23,177.00                           | 4,030.68                              | 128,235.89            | 115,885.00            | 12,350.89               | 278,124.00                         | 46.11%                             | 149,888.11                             |
| <b>Total EMS Net Revenue</b>  |  | <b>1,278,538.84</b>                 | <b>877,744.00</b>                   | <b>400,794.84</b>                     | <b>3,339,728.71</b>   | <b>4,724,448.00</b>   | <b>(1,384,719.29)</b>   | <b>11,418,030.00</b>               | <b>29.25%</b>                      | <b>8,078,301.29</b>                    |
| <b>Other Revenue</b>          |  |                                     |                                     |                                       |                       |                       |                         |                                    |                                    |  |
| 41100                         | Investment Income - MCHD               | 26,079.76                           | 6,667.00                            | 19,412.76                             | 91,835.06             | 33,335.00             | 58,500.06               | 80,004.00                          | 114.79%                            | (11,831.06)                            |
| 41250                         | Interest Income - EMS Billings         | 98.00                               | 110.00                              | (12.00)                               | 279.90                | 550.00                | (270.10)                | 1,320.00                           | 21.20%                             | 1,040.10                               |
| 41300                         | Tobacco Settlement Proceeds            | 0.00                                | 0.00                                | 0.00                                  | 0.00                  | 0.00                  | 0.00                    | 400,000.00                         | 0.00%                              | 400,000.00                             |
| 41400                         | Weyland Bldg. Land Lease               | 0.00                                | 0.00                                | 0.00                                  | 8,265.51              | 8,266.00              | (0.49)                  | 33,064.00                          | 25.00%                             | 24,798.49                              |
| 41500                         | Miscellaneous Income                   | 5,980.75                            | 2,000.00                            | 3,980.75                              | 21,948.97             | 10,000.00             | 11,948.97               | 149,000.00                         | 14.73%                             | 127,051.03                             |
| 41510                         | Rx Discount Card Royalties             | 607.50                              | 400.00                              | 207.50                                | 2,757.50              | 2,000.00              | 757.50                  | 4,800.00                           | 57.45%                             | 2,042.50                               |
| 41600                         | Tenant Rent Income                     | 7,481.25                            | 7,751.00                            | (269.75)                              | 37,406.25             | 38,755.00             | (1,348.75)              | 93,012.00                          | 40.22%                             | 55,605.75                              |
| 42200                         | P.A. Processing Fees                   | 235.00                              | 270.00                              | (35.00)                               | 1,285.00              | 1,350.00              | (65.00)                 | 3,240.00                           | 39.66%                             | 1,955.00                               |
| 43700                         | Contract Revenue (Net)                 | 0.00                                | 0.00                                | 0.00                                  | 0.00                  | 0.00                  | 0.00                    | 29,220.00                          | 0.00%                              | 29,220.00                              |
| 43750                         | 1115 Waiver - Paramedicine             | 66,900.00                           | 100,000.00                          | (33,100.00)                           | 321,600.00            | 500,000.00            | (178,400.00)            | 1,200,000.00                       | 26.80%                             | 878,400.00                             |
| 43800                         | Education/Training Revenue             | 1,695.00                            | 27,300.00                           | (25,605.00)                           | 18,825.00             | 32,500.00             | (13,675.00)             | 64,800.00                          | 29.05%                             | 45,975.00                              |
| 43910                         | Stand-By Fees                          | 1,175.00                            | 0.00                                | 1,175.00                              | 29,625.00             | 28,000.00             | 1,625.00                | 28,000.00                          | 105.80%                            | (1,625.00)                             |
| 43920                         | EMS - Trauma Fund Income               | 0.00                                | 0.00                                | 0.00                                  | 21,881.00             | 12,000.00             | 9,881.00                | 12,000.00                          | 182.34%                            | (9,881.00)                             |
| 43950                         | Ambulance Supplemental Payment Program | 0.00                                | 0.00                                | 0.00                                  | 0.00                  | 0.00                  | 0.00                    | 2,500,000.00                       | 0.00%                              | 2,500,000.00                           |
| 44000                         | Management Fee Revenue                 | 8,333.33                            | 8,333.00                            | 0.33                                  | 41,666.65             | 41,667.00             | (0.35)                  | 100,000.00                         | 41.67%                             | 58,333.35                              |
| 44100                         | Employee Medical Premiums              | 76,245.16                           | 0.00                                | 76,245.16                             | 152,682.13            | 0.00                  | 152,682.13              | 0.00                               | 0.00%                              | (152,682.13)                           |
| 45100                         | Dispatch Fees                          | 7,551.00                            | 7,000.00                            | 551.00                                | 38,565.00             | 35,000.00             | 3,565.00                | 219,000.00                         | 17.61%                             | 180,435.00                             |
| 45150                         | MDC Revenue - First Responder          | 0.00                                | 16,000.00                           | (16,000.00)                           | 7,000.00              | 41,000.00             | (34,000.00)             | 44,000.00                          | 15.91%                             | 37,000.00                              |
| 46300                         | Inter Local 800 Mhz                    | 0.00                                | 0.00                                | 0.00                                  | 0.00                  | 0.00                  | 0.00                    | 100,000.00                         | 0.00%                              | 100,000.00                             |
| 46500                         | VHF Project Revenue                    | 22,868.31                           | 22,868.00                           | 0.31                                  | 114,341.55            | 114,340.00            | 1.55                    | 274,416.00                         | 41.67%                             | 160,074.45                             |
| 49010                         | Sale of Assets                         | 6,170.00                            | 4,000.00                            | 2,170.00                              | 6,170.00              | 8,000.00              | (1,830.00)              | 24,000.00                          | 25.71%                             | 17,830.00                              |
| <b>Total Other Revenue</b>    |  | <b>231,420.06</b>                   | <b>202,699.00</b>                   | <b>28,721.06</b>                      | <b>916,134.52</b>     | <b>906,763.00</b>     | <b>9,371.52</b>         | <b>5,359,876.00</b>                | <b>17.09%</b>                      | <b>4,443,741.48</b>                    |
| <b>Total Revenue</b>          |  | <b>5,238,275.04</b>                 | <b>5,420,792.00</b>                 | <b>(182,516.96)</b>                   | <b>39,348,819.30</b>  | <b>40,963,544.00</b>  | <b>(1,614,724.70)</b>   | <b>53,478,810.00</b>               | <b>73.58%</b>                      | <b>14,129,990.70</b>                   |
| <b>Expenses</b>               |  |                                     |                                     |                                       |                       |                       |                         |                                    |                                    |  |
| <b>Payroll Expenses</b>       |  |                                     |                                     |                                       |                       |                       |                         |                                    |                                    |  |
| 51100                         | Regular Pay                            | 1,058,900.21                        | 1,117,578.00                        | (58,677.79)                           | 5,480,511.41          | 5,955,245.00          | (474,733.59)            | 14,612,005.00                      | 37.51%                             | 9,131,493.59                           |
| 51200                         | Overtime Pay                           | 348,570.31                          | 367,838.00                          | (19,267.69)                           | 1,827,910.02          | 1,967,795.00          | (139,884.98)            | 4,815,370.00                       | 37.96%                             | 2,987,459.98                           |
| 51300                         | Paid Time Off                          | 90,002.26                           | 0.00                                | 90,002.26                             | 702,770.42            | 106,100.00            | 596,670.42              | 106,100.00                         | 662.37%                            | (596,670.42)                           |
| 51400                         | Stipend Pay                            | 32,051.65                           | 24,484.00                           | 7,567.65                              | 160,020.35            | 132,056.00            | 27,964.35               | 321,703.00                         | 49.74%                             | 161,682.65                             |
| 51500                         | Payroll Taxes                          | 107,827.66                          | 114,323.00                          | (6,495.34)                            | 573,724.12            | 608,630.00            | (34,905.88)             | 1,491,643.00                       | 38.46%                             | 917,918.88                             |
| 51650                         | TCDRS Plan                             | 102,945.26                          | 124,580.00                          | (21,634.74)                           | 632,315.42            | 671,322.00            | (39,006.58)             | 1,636,159.00                       | 38.65%                             | 1,003,843.58                           |
| 51700                         | Health & Dental                        | 41,657.21                           | 310,426.00                          | (268,768.79)                          | 983,082.20            | 1,657,075.00          | (673,992.80)            | 3,831,983.00                       | 25.65%                             | 2,848,900.80                           |
| 51710                         | Health Insurance Claims                | 159,753.97                          | 0.00                                | 159,753.97                            | 236,163.89            | 0.00                  | 236,163.89              | 0.00                               | 0.00%                              | (236,163.89)                           |
| 51720                         | Health Insurance Admin Fees            | 54,950.99                           | 0.00                                | 54,950.99                             | 55,729.46             | 0.00                  | 55,729.46               | 0.00                               | 0.00%                              | (55,729.46)                            |
| <b>Total Payroll Expenses</b> |  | <b>1,996,659.52</b>                 | <b>2,059,229.00</b>                 | <b>(62,569.48)</b>                    | <b>10,652,227.29</b>  | <b>11,098,223.00</b>  | <b>(445,995.71)</b>     | <b>26,814,963.00</b>               | <b>39.72%</b>                      | <b>16,162,735.71</b>                   |

**Montgomery County Hospital District**  
**Preliminary Income Statement - Actual vs. Budget**  
**For the Period Ended February 28, 2017**

|                    |  | <b>Current<br/>Month<br/>Actual</b> | <b>Current<br/>Month<br/>Budget</b> | <b>Current<br/>Month<br/>Variance</b> | <b>YTD<br/>Actual</b> | <b>YTD<br/>Budget</b> | <b>YTD<br/>Variance</b> | <b>Total<br/>Annual<br/>Budget</b> | <b>% YTD<br/>Annual<br/>Budget</b> | <b>Annual<br/>Budget<br/>Remaining</b> |
|--------------------|--|-------------------------------------|-------------------------------------|---------------------------------------|-----------------------|-----------------------|-------------------------|------------------------------------|------------------------------------|--|
| Operating Expenses |  |                                     |                                     |                                       |                       |                       |                         |                                    |                                    |  |
| 52000              | Accident Repair                                | 392.30                              | 452.00                              | (59.70)                               | (14,944.28)           | 2,260.00              | (17,204.28)             | 5,424.00                           | -275.52%                           | 20,368.28                              |
| 52100              | Accounting/Auditing Fees                       | 3,000.00                            | 13,000.00                           | (10,000.00)                           | 4,500.00              | 25,000.00             | (20,500.00)             | 50,000.00                          | 9.00%                              | 45,500.00                              |
| 52200              | Advertising                                    | 0.00                                | 1,163.00                            | (1,163.00)                            | 682.84                | 2,363.00              | (1,680.16)              | 5,126.00                           | 13.32%                             | 4,443.16                               |
| 52300              | Bank Charges                                   | 2,174.08                            | 1,850.00                            | 324.08                                | 7,720.97              | 9,250.00              | (1,529.03)              | 22,200.00                          | 34.78%                             | 14,479.03                              |
| 52350              | Credit Card Processing Fee                     | 2,674.82                            | 3,300.00                            | (625.18)                              | 12,500.61             | 16,100.00             | (3,599.39)              | 39,600.00                          | 31.57%                             | 27,099.39                              |
| 52500              | Bio-Waste Removal                              | 4,091.99                            | 3,407.00                            | 684.99                                | 20,947.79             | 17,035.00             | 3,912.79                | 40,884.00                          | 51.24%                             | 19,936.21                              |
| 52600              | Books/Materials                                | 712.19                              | 7,725.00                            | (7,012.81)                            | 14,173.90             | 29,375.00             | (15,201.10)             | 55,620.00                          | 25.48%                             | 41,446.10                              |
| 52700              | Business Licenses                              | 886.95                              | 2,320.00                            | (1,433.05)                            | 13,203.39             | 17,214.00             | (4,010.61)              | 36,354.00                          | 36.32%                             | 23,150.61                              |
| 52725              | Capital Lease Expense                          | 67,558.65                           | 67,559.00                           | (0.35)                                | 552,353.87            | 552,355.00            | (1.13)                  | 1,029,688.00                       | 53.64%                             | 477,334.13                             |
| 52900              | Collection Fees                                | 24,472.53                           | 29,200.00                           | (4,727.47)                            | 104,868.69            | 145,600.00            | (40,731.31)             | 369,300.00                         | 28.40%                             | 264,431.31                             |
| 52950              | Community Education                            | 676.00                              | 933.00                              | (257.00)                              | 2,505.93              | 8,965.00              | (6,459.07)              | 18,350.00                          | 13.66%                             | 15,844.07                              |
| 53000              | Computer Maintenance                           | 1,715.00                            | 17,300.00                           | (15,585.00)                           | 44,854.04             | 208,392.00            | (163,537.96)            | 352,592.00                         | 12.72%                             | 307,737.96                             |
| 53050              | Computer Software                              | 25,838.24                           | 44,475.00                           | (18,636.76)                           | 346,258.14            | 392,579.00            | (46,320.86)             | 711,861.00                         | 48.64%                             | 365,602.86                             |
| 53075              | Computer Software - MDC First Responder        | 0.00                                | 0.00                                | 0.00                                  | 33,037.56             | 41,000.00             | (7,962.44)              | 47,000.00                          | 70.29%                             | 13,962.44                              |
| 53100              | Computer Supplies/Non-Cap.                     | 3,774.43                            | 1,725.00                            | 2,049.43                              | 19,045.20             | 18,452.98             | 592.22                  | 35,007.98                          | 54.40%                             | 15,962.78                              |
| 53150              | Conferences-Fees, Travel, and Meals            | 29,060.30                           | 29,953.00                           | (892.70)                              | 68,035.94             | 78,290.00             | (10,254.06)             | 195,818.00                         | 34.74%                             | 127,782.06                             |
| 53310              | Contractual Obligations-County Appraisal       | 0.00                                | 0.00                                | 0.00                                  | 88,153.00             | 72,000.00             | 16,153.00               | 288,000.00                         | 30.61%                             | 199,847.00                             |
| 53320              | Contractual Obligations-Tax Collector Assessor | 104.92                              | 300.00                              | (195.08)                              | 52,846.63             | 47,900.00             | 4,946.63                | 50,000.00                          | 105.69%                            | (2,846.63)                             |
| 53330              | Contractual Obligations- Other                 | 0.00                                | 0.00                                | 0.00                                  | 0.00                  | 0.00                  | 0.00                    | 6,720.00                           | 0.00%                              | 6,720.00                               |
| 53500              | Customer Property Damage                       | 0.00                                | 100.00                              | (100.00)                              | 11.00                 | 500.00                | (489.00)                | 1,200.00                           | 0.92%                              | 1,189.00                               |
| 53550              | Customer Relations                             | 2,832.70                            | 2,650.00                            | 182.70                                | 14,707.54             | 13,250.00             | 1,457.54                | 33,300.00                          | 44.17%                             | 18,592.46                              |
| 53800              | Disposable Linen                               | 7,160.40                            | 8,770.00                            | (1,609.60)                            | 38,210.28             | 43,850.00             | (5,639.72)              | 105,240.00                         | 36.31%                             | 67,029.72                              |
| 53900              | Disposable Medical Supplies                    | 63,012.64                           | 90,630.00                           | (27,617.36)                           | 347,950.28            | 467,606.58            | (119,656.30)            | 1,102,391.58                       | 31.56%                             | 754,441.30                             |
| 54000              | Drug Supplies                                  | 12,177.47                           | 11,375.00                           | 802.47                                | 54,649.31             | 74,984.50             | (20,335.19)             | 154,809.50                         | 35.30%                             | 100,160.19                             |
| 54100              | Dues/Subscriptions                             | 3,645.00                            | 3,128.00                            | 517.00                                | 11,158.19             | 32,520.00             | (21,361.81)             | 51,073.00                          | 21.85%                             | 39,914.81                              |
| 54200              | Durable Medical Equipment                      | 9,330.54                            | 9,200.00                            | 130.54                                | 50,881.29             | 119,964.00            | (69,082.71)             | 184,364.00                         | 27.60%                             | 133,482.71                             |
| 54300              | Election Expenses                              | 0.00                                | 0.00                                | 0.00                                  | 0.00                  | 105,000.00            | (105,000.00)            | 275,000.00                         | 0.00%                              | 275,000.00                             |
| 54350              | Employee Health/Wellness                       | 97.62                               | 8,540.00                            | (8,442.38)                            | 5,116.52              | 15,100.00             | (9,983.48)              | 29,700.00                          | 17.23%                             | 24,583.48                              |
| 54450              | Employee Recognition                           | 2,679.16                            | 1,942.00                            | 737.16                                | 59,390.37             | 58,309.14             | 1,081.23                | 90,943.14                          | 65.30%                             | 31,552.77                              |
| 54500              | Equipment Rental                               | (267.24)                            | 200.00                              | (467.24)                              | 3,199.48              | 4,200.00              | (1,000.52)              | 14,600.00                          | 21.91%                             | 11,400.52                              |
| 54700              | Fuel - Auto                                    | 31,570.09                           | 41,227.00                           | (9,656.91)                            | 150,996.65            | 206,135.00            | (55,138.35)             | 494,724.00                         | 30.52%                             | 343,727.35                             |
| 54725              | Fuel - Non-Auto                                | 1,675.00                            | 500.00                              | 1,175.00                              | 1,675.00              | 2,500.00              | (825.00)                | 6,000.00                           | 27.92%                             | 4,325.00                               |
| 54800              | Hazardous Waste Removal                        | 0.00                                | 225.00                              | (225.00)                              | 305.00                | 1,125.00              | (820.00)                | 2,600.00                           | 11.73%                             | 2,295.00                               |
| 54900              | Insurance                                      | 41,887.00                           | 42,050.00                           | (163.00)                              | 232,320.33            | 241,550.00            | (9,229.67)              | 547,140.00                         | 42.46%                             | 314,819.67                             |
| 55025              | Interest Expense                               | 4,857.26                            | 4,857.00                            | 0.26                                  | 45,061.44             | 45,061.00             | 0.44                    | 74,640.00                          | 60.37%                             | 29,578.56                              |
| 55100              | Laundry Service & Purchase                     | 351.67                              | 350.00                              | 1.67                                  | 2,070.81              | 2,050.00              | 20.81                   | 5,000.00                           | 41.42%                             | 2,929.19                               |
| 55400              | Leases/Contracts                               | 4,929.41                            | 4,725.00                            | 204.41                                | 24,217.45             | 33,925.00             | (9,707.55)              | 67,250.00                          | 36.01%                             | 43,032.55                              |
| 55500              | Legal Fees                                     | 12,623.68                           | 12,183.00                           | 440.68                                | 47,130.92             | 51,916.00             | (4,785.08)              | 122,200.00                         | 38.57%                             | 75,069.08                              |
| 55600              | Maintenance & Repairs-Buildings                | 16,261.92                           | 38,200.00                           | (21,938.08)                           | 113,461.59            | 199,088.94            | (85,627.35)             | 475,488.94                         | 23.86%                             | 362,027.35                             |
| 55650              | Maintenance-Contract Equipment                 | 8,683.21                            | 6,675.00                            | 2,008.21                              | 166,767.23            | 181,587.08            | (14,819.85)             | 377,112.08                         | 44.22%                             | 210,344.85                             |
| 55700              | Management Fees                                | 32,044.31                           | 47,729.00                           | (15,684.69)                           | 165,694.56            | 238,995.00            | (73,300.44)             | 574,148.00                         | 28.86%                             | 408,453.44                             |
| 55900              | Meals - Business and Travel                    | 154.60                              | 410.00                              | (255.40)                              | 1,156.15              | 2,767.00              | (1,610.85)              | 5,854.00                           | 19.75%                             | 4,697.85                               |
| 56100              | Meeting Expenses                               | 0.00                                | 943.00                              | (943.00)                              | 4,638.44              | 9,915.00              | (5,276.56)              | 20,216.00                          | 22.94%                             | 15,577.56                              |
| 56200              | Mileage Reimbursements                         | 542.01                              | 1,268.00                            | (725.99)                              | 3,083.71              | 6,210.00              | (3,126.29)              | 14,856.00                          | 20.76%                             | 11,772.29                              |
| 56300              | Office Supplies                                | 1,288.68                            | 2,500.00                            | (1,211.32)                            | 7,420.37              | 12,514.78             | (5,094.41)              | 30,014.78                          | 24.72%                             | 22,594.41                              |
| 56400              | Oil & Lubricants                               | 2,202.91                            | 1,840.00                            | 362.91                                | 11,301.65             | 9,200.00              | 2,101.65                | 22,080.00                          | 51.19%                             | 10,778.35                              |
| 56500              | Other Services                                 | 2,246.92                            | 2,308.00                            | (61.08)                               | 7,101.11              | 11,542.00             | (4,440.89)              | 27,700.00                          | 25.64%                             | 20,598.89                              |
| 56550              | Other Services - DSRIP                         | 599,987.98                          | 0.00                                | 599,987.98                            | 599,987.98            | 566,294.00            | 33,693.98               | 624,769.00                         | 96.03%                             | 24,781.02                              |
| 56600              | Oxygen & Gases                                 | 6,716.08                            | 6,250.00                            | 466.08                                | 31,144.86             | 31,822.81             | (677.95)                | 75,626.81                          | 41.18%                             | 44,481.95                              |
| 56700              | Paging System                                  | 0.00                                | 250.00                              | (250.00)                              | 1,441.40              | 1,250.00              | 191.40                  | 3,000.00                           | 48.05%                             | 1,558.60                               |
| 56900              | Postage  | 2,160.29                            | 2,500.00                            | (339.71)                              | 12,364.25             | 12,500.00             | (135.75)                | 30,000.00                          | 41.21%                             | 17,635.75                              |
| 57000              | Printing Services                              | 140.00                              | 425.00                              | (285.00)                              | 8,968.89              | 7,595.00              | 1,373.89                | 18,865.00                          | 47.54%                             | 9,896.11                               |
| 57100              | Professional Fees                              | 106,838.34                          | 131,510.00                          | (24,671.66)                           | 601,802.34            | 721,994.93            | (120,192.59)            | 1,959,636.93                       | 30.71%                             | 1,357,834.59                           |
| 57200              | Radio Repairs - Outsourced (Depot)             | 648.75                              | 3,595.00                            | (2,946.25)                            | 9,299.74              | 18,407.00             | (9,107.26)              | 41,475.00                          | 22.42%                             | 32,175.26                              |
| 57225              | Radio Repair - Parts                           | 642.20                              | 3,025.00                            | (2,382.80)                            | 18,859.65             | 17,654.47             | 1,205.18                | 40,829.47                          | 46.19%                             | 21,969.82                              |
| 57250              | Radios   | 0.00                                | 500.00                              | (500.00)                              | 0.00                  | 1,500.00              | (1,500.00)              | 4,000.00                           | 0.00%                              | 4,000.00                               |
| 57300              | Recruit/Investigate                            | 1,286.40                            | 1,850.00                            | (563.60)                              | 8,952.60              | 9,250.00              | (297.40)                | 22,200.00                          | 40.33%                             | 13,247.40                              |

**Montgomery County Hospital District**  
**Preliminary Income Statement - Actual vs. Budget**  
**For the Period Ended February 28, 2017**

|  |   | <b>Current<br/>Month<br/>Actual</b> | <b>Current<br/>Month<br/>Budget</b> | <b>Current<br/>Month<br/>Variance</b> | <b>YTD<br/>Actual</b> | <b>YTD<br/>Budget</b> | <b>YTD<br/>Variance</b> | <b>Total<br/>Annual<br/>Budget</b> | <b>% YTD<br/>Annual<br/>Budget</b> | <b>Annual<br/>Budget<br/>Remaining</b> |
|--|---|-------------------------------------|-------------------------------------|---------------------------------------|-----------------------|-----------------------|-------------------------|------------------------------------|------------------------------------|--|
| 57500  | Rent                                      | 11,076.00                           | 11,075.00                           | 1.00                                  | 55,380.00             | 55,375.00             | 5.00                    | 132,900.00                         | 41.67%                             | 77,520.00                              |
| 57650  | Repair-Equipment                          | 740.95                              | 7,672.00                            | (6,931.05)                            | 4,194.67              | 15,660.00             | (11,465.33)             | 34,564.00                          | 12.14%                             | 30,369.33                              |
| 57700  | Shop Tools                                | 447.89                              | 1,623.00                            | (1,175.11)                            | 1,323.44              | 8,995.00              | (7,671.56)              | 18,916.00                          | 7.00%                              | 17,592.56                              |
| 57725  | Shop Supplies                             | 1,996.61                            | 5,400.00                            | (3,403.39)                            | 15,700.09             | 35,912.45             | (20,212.36)             | 74,598.45                          | 21.05%                             | 58,898.36                              |
| 57750  | Small Equipment & Furniture               | 10,868.91                           | 14,055.00                           | (3,186.09)                            | 42,049.95             | 114,152.56            | (72,102.61)             | 163,957.56                         | 25.65%                             | 121,907.61                             |
| 57800  | Special Events Supplies                   | 0.00                                | 150.00                              | (150.00)                              | 0.00                  | 750.00                | (750.00)                | 2,650.00                           | 0.00%                              | 2,650.00                               |
| 57900  | Station Supplies                          | 3,119.88                            | 5,956.00                            | (2,836.12)                            | 16,856.08             | 30,501.46             | (13,645.38)             | 73,993.46                          | 22.78%                             | 57,137.38                              |
| 58100  | Supplemental Food                         | 0.00                                | 0.00                                | 0.00                                  | 0.00                  | 3,000.00              | (3,000.00)              | 3,000.00                           | 0.00%                              | 3,000.00                               |
| 58200  | Telephones-Cellular                       | 6,718.32                            | 7,392.00                            | (673.68)                              | 26,536.89             | 36,855.00             | (10,318.11)             | 88,545.00                          | 29.97%                             | 62,008.11                              |
| 58310  | Telephones-Service                        | 10,906.78                           | 13,871.00                           | (2,964.22)                            | 70,563.00             | 69,355.00             | 1,208.00                | 166,452.00                         | 42.39%                             | 95,889.00                              |
| 58320  | Telephones - Long Distance                | 819.72                              | 700.00                              | 119.72                                | 3,552.28              | 3,500.00              | 52.28                   | 8,400.00                           | 42.29%                             | 4,847.72                               |
| 58500  | Training/Related Expenses-CE              | 8,379.18                            | 7,392.00                            | 987.18                                | 68,923.66             | 121,597.00            | (52,673.34)             | 180,321.00                         | 38.22%                             | 111,397.34                             |
| 58550  | Tuition Reimbursement                     | 0.00                                | 4,583.00                            | (4,583.00)                            | 36,618.73             | 22,915.00             | 13,703.73               | 54,996.00                          | 66.58%                             | 18,377.27                              |
| 58600  | Travel Expenses                           | 400.00                              | 440.00                              | (40.00)                               | 2,345.20              | 2,748.00              | (402.80)                | 6,575.00                           | 35.67%                             | 4,229.80                               |
| 58700  | Uniforms                                  | 10,021.38                           | 16,725.00                           | (6,703.62)                            | 58,175.99             | 136,731.10            | (78,555.11)             | 253,806.10                         | 22.92%                             | 195,630.11                             |
| 58800  | Utilities                                 | 33,543.03                           | 35,465.00                           | (1,921.97)                            | 159,692.60            | 177,325.00            | (17,632.40)             | 425,580.00                         | 37.52%                             | 265,887.40                             |
| 58900  | Vehicle-Batteries                         | 846.65                              | 1,742.00                            | (895.35)                              | 2,053.31              | 8,709.00              | (6,655.69)              | 20,900.00                          | 9.82%                              | 18,846.69                              |
| 59000  | Vehicle-Outside Services                  | 9,152.00                            | 1,800.00                            | 7,352.00                              | 14,092.13             | 9,000.00              | 5,092.13                | 21,600.00                          | 65.24%                             | 7,507.87                               |
| 59050  | Vehicle-Parts                             | 24,005.32                           | 20,833.00                           | 3,172.32                              | 79,149.93             | 105,199.68            | (26,049.75)             | 251,030.68                         | 31.53%                             | 171,880.75                             |
| 59100  | Vehicle-Registration                      | 409.58                              | 208.00                              | 201.58                                | 844.05                | 1,040.00              | (195.95)                | 2,496.00                           | 33.82%                             | 1,651.95                               |
| 59150  | Vehicle-Tires                             | 2,007.96                            | 4,500.00                            | (2,492.04)                            | 21,109.97             | 22,500.00             | (1,390.03)              | 54,000.00                          | 39.09%                             | 32,890.03                              |
| 59200  | Vehicle-Towing                            | 0.00                                | 275.00                              | (275.00)                              | 1,085.50              | 1,375.00              | (289.50)                | 3,300.00                           | 32.89%                             | 2,214.50                               |
| 51800  | Unemployment Ins.                         | 1,451.00                            | 1,451.00                            | 0.00                                  | 1,654.58              | 7,255.00              | (5,600.42)              | 17,412.00                          | 9.50%                              | 15,757.42                              |
| 59350  | Worker's Compensation Insurance           | 41,482.56                           | 41,571.00                           | (88.44)                               | 217,493.31            | 222,841.00            | (5,347.69)              | 543,223.00                         | 40.04%                             | 325,729.69                             |
| <b>Total Operating Expenses</b>                            |   | <b>1,325,933.12</b>                 | <b>923,971.00</b>                   | <b>401,962.12</b>                     | <b>5,132,637.96</b>   | <b>6,477,057.46</b>   | <b>(1,344,419.50)</b>   | <b>13,692,808.46</b>               | <b>37.48%</b>                      | <b>8,560,170.50</b>                    |
| <b>Indigent Care Expenses</b>                              |   |                                     |                                     |                                       |                       |                       |                         |                                    |                                    |  |
| 53350  | 1115 Medicaid Waiver - Uncompensated Care | (231,526.42)                        | 255,885.00                          | (487,411.42)                          | 792,013.58            | 1,279,425.00          | (487,411.42)            | 3,070,620.00                       | 25.79%                             | 2,278,606.42                           |
| 57850  | Specialty Healthcare Providers            | 232,429.51                          | 410,951.00                          | (178,521.49)                          | 1,153,793.53          | 2,054,755.00          | (900,961.47)            | 4,931,412.00                       | 23.40%                             | 3,777,618.47                           |
| <b>Total Indigent Care Expenses</b>                        |   | <b>903.09</b>                       | <b>666,836.00</b>                   | <b>(665,932.91)</b>                   | <b>1,945,807.11</b>   | <b>3,334,180.00</b>   | <b>(1,388,372.89)</b>   | <b>8,002,032.00</b>                | <b>24.32%</b>                      | <b>6,056,224.89</b>                    |
| <b>Total Operating, Payroll and Indigent Care Expenses</b> |   | <b>3,323,495.73</b>                 | <b>3,650,036.00</b>                 | <b>(326,540.27)</b>                   | <b>17,730,672.36</b>  | <b>20,909,460.46</b>  | <b>(3,178,788.10)</b>   | <b>48,509,803.46</b>               | <b>36.55%</b>                      | <b>30,779,131.10</b>                   |
| <b>Capital Expenditures</b>                                |   |                                     |                                     |                                       |                       |                       |                         |                                    |                                    |  |
| 52753  | Capital Purchases / Building Improvements | 48,398.72                           | 0.00                                | 48,398.72                             | 103,992.60            | 132,490.74            | (28,498.14)             | 144,490.74                         | 71.97%                             | 40,498.14                              |
| 52754  | Capital Purchases / Equipment             | 171,936.09                          | 206,000.00                          | (34,063.91)                           | 537,717.62            | 603,777.25            | (66,059.63)             | 4,221,031.39                       | 12.74%                             | 3,683,313.77                           |
| 52755  | Capital Purchases - Vehicles              | 94,458.16                           | 85,500.00                           | 8,958.16                              | 729,840.32            | 805,358.00            | (75,517.68)             | 1,125,358.00                       | 64.85%                             | 395,517.68                             |
| <b>Total Capital Expenditures</b>                          |   | <b>314,792.97</b>                   | <b>291,500.00</b>                   | <b>23,292.97</b>                      | <b>1,371,550.54</b>   | <b>1,541,625.99</b>   | <b>(170,075.45)</b>     | <b>5,490,880.13</b>                | <b>24.98%</b>                      | <b>4,119,329.59</b>                    |
| <b>Total Expenditures</b>                                  |   | <b>3,638,288.70</b>                 | <b>3,941,536.00</b>                 | <b>(303,247.30)</b>                   | <b>19,102,222.90</b>  | <b>22,451,086.45</b>  | <b>(3,348,863.55)</b>   | <b>54,000,683.59</b>               | <b>35.37%</b>                      | <b>34,898,460.69</b>                   |
| <b>Revenue over Expenses</b>                               |   | <b>1,599,986.34</b>                 | <b>1,479,256.00</b>                 | <b>120,730.34</b>                     | <b>20,246,596.40</b>  | <b>18,512,457.55</b>  | <b>1,734,138.85</b>     | <b>(521,873.59)</b>                | <b>-3879.60%</b>                   | <b>(20,768,469.99)</b>                 |

# AGENDA ITEM # 22

Board Mtg.: 03/28/2017

## Montgomery County Hospital District Accounts Receivable Analysis

### Days in Accounts Receivable

|                    | Mar-16     | Apr-16     | May-16     | Jun-16     | Jul-16     | Aug-16     | Sep-16     | Oct-16     | Nov-16     | Dec-16     | Jan-17     | Feb-17     |
|--------------------|------------|------------|------------|------------|------------|------------|------------|------------|------------|------------|------------|------------|
| A/R Balance        | 7,701,266  | 8,012,303  | 8,281,971  | 8,013,130  | 8,221,172  | 8,316,832  | 8,291,823  | 7,656,005  | 7,335,944  | 6,704,057  | 6,529,665  | 6,339,422  |
| Total 6-Mo Charges | 13,486,730 | 13,510,828 | 13,776,238 | 13,919,148 | 14,099,135 | 14,202,225 | 14,335,007 | 13,516,962 | 12,719,662 | 11,982,934 | 11,265,614 | 10,423,802 |
| Avg Charge / Day * | 74,926     | 75,060     | 76,535     | 77,329     | 78,329     | 78,901     | 79,639     | 75,094     | 70,665     | 66,572     | 62,587     | 57,910     |
| A/R Days           | 103        | 107        | 108        | 104        | 105        | 105        | 104        | 102        | 104        | 101        | 104        | 109        |

\* Beginning in August 2015, A/R Balance excludes liens related to motor vehicle accidents.

\*\* Avg Charge / Day is calculated using the most current six months' charges divided by 180 days.

### Accounts Receivable Aging by Dollars

| Month  | Days      |           |           |           |         |           |           | > 90 Days | > 120 Days |
|--------|-----------|-----------|-----------|-----------|---------|-----------|-----------|-----------|------------|
|        | Current   | 31-60     | 61-90     | 91-120    | 121-180 | >180      | Total     |           |            |
| Mar-16 | 2,169,626 | 1,573,993 | 1,167,157 | 1,046,120 | 669,972 | 2,226,505 | 8,853,373 | 3,942,597 | 2,896,477  |
| Apr-16 | 2,365,098 | 1,461,178 | 1,262,070 | 1,021,237 | 772,950 | 2,325,185 | 9,207,718 | 4,119,372 | 3,098,135  |
| May-16 | 2,297,571 | 1,549,051 | 1,210,982 | 1,172,576 | 866,740 | 2,378,629 | 9,475,549 | 4,417,945 | 3,245,369  |
| Jun-16 | 2,271,060 | 1,483,382 | 1,256,968 | 1,067,821 | 740,076 | 2,429,648 | 9,248,955 | 4,237,545 | 3,169,724  |
| Jul-16 | 2,293,888 | 1,469,203 | 1,250,635 | 1,171,468 | 808,669 | 2,421,729 | 9,415,592 | 4,401,866 | 3,230,398  |
| Aug-16 | 2,267,913 | 1,457,394 | 1,228,351 | 1,150,498 | 952,086 | 2,481,015 | 9,537,257 | 4,583,599 | 3,433,101  |
| Sep-16 | 2,370,593 | 1,479,829 | 1,259,041 | 1,104,487 | 672,920 | 2,618,972 | 9,505,842 | 4,396,379 | 3,291,892  |
| Oct-16 | 1,534,929 | 1,621,005 | 1,289,311 | 1,137,078 | 715,502 | 2,646,634 | 8,944,460 | 4,499,214 | 3,362,136  |
| Nov-16 | 1,552,311 | 882,923   | 1,388,049 | 1,194,727 | 920,253 | 2,705,994 | 8,644,257 | 4,820,974 | 3,626,247  |
| Dec-16 | 1,610,539 | 906,978   | 731,335   | 1,134,409 | 898,865 | 2,786,539 | 8,068,665 | 4,819,813 | 3,685,404  |
| Jan-17 | 1,676,385 | 1,052,769 | 735,061   | 684,021   | 850,720 | 2,880,959 | 7,879,915 | 4,415,701 | 3,731,679  |
| Feb-17 | 1,622,049 | 1,008,855 | 719,629   | 633,405   | 741,128 | 2,978,703 | 7,703,768 | 4,353,236 | 3,719,831  |

### Accounts Receivable Aging by Percentage

| Month  | Days    |       |       |        |         |      |       | > 90 Days | > 120 Days |
|--------|---------|-------|-------|--------|---------|------|-------|-----------|------------|
|        | Current | 31-60 | 61-90 | 91-120 | 121-180 | >180 | Total |           |            |
| Mar-16 | 25%     | 18%   | 13%   | 12%    | 8%      | 25%  | 100%  | 45%       | 33%        |
| Apr-16 | 26%     | 16%   | 14%   | 11%    | 8%      | 25%  | 100%  | 45%       | 34%        |
| May-16 | 24%     | 16%   | 13%   | 12%    | 9%      | 25%  | 100%  | 47%       | 34%        |
| Jun-16 | 25%     | 16%   | 14%   | 12%    | 8%      | 26%  | 100%  | 46%       | 34%        |
| Jul-16 | 24%     | 16%   | 13%   | 12%    | 9%      | 26%  | 100%  | 47%       | 34%        |
| Aug-16 | 24%     | 15%   | 13%   | 12%    | 10%     | 26%  | 100%  | 48%       | 36%        |
| Sep-16 | 25%     | 16%   | 13%   | 12%    | 7%      | 28%  | 100%  | 46%       | 35%        |
| Oct-16 | 17%     | 18%   | 14%   | 13%    | 8%      | 30%  | 100%  | 50%       | 38%        |
| Nov-16 | 18%     | 10%   | 16%   | 14%    | 11%     | 31%  | 100%  | 56%       | 42%        |
| Dec-16 | 20%     | 11%   | 9%    | 14%    | 11%     | 35%  | 100%  | 60%       | 46%        |
| Jan-17 | 21%     | 13%   | 9%    | 9%     | 11%     | 37%  | 100%  | 56%       | 47%        |
| Feb-17 | 21%     | 13%   | 9%    | 8%     | 10%     | 39%  | 100%  | 57%       | 48%        |



# AGENDA ITEM # 22

Board Mtg.: 03/28/2017

## Montgomery County Hospital District Payer Mix

| Payer             | Mar-16           | Apr-16           | May-16           | Jun-16           | Jul-16           | Aug-16           | Sep-16           | Oct-16           | Nov-16           | Dec-16           | Jan-17           | Feb-17           | 12-Month<br>Total |
|-------------------|------------------|------------------|------------------|------------------|------------------|------------------|------------------|------------------|------------------|------------------|------------------|------------------|-------------------|
| Medicare          | 1,597,482        | 1,708,155        | 1,686,842        | 1,807,664        | 1,618,720        | 1,657,519        | 1,574,675        | 861,573          | 903,217          | 1,004,559        | 1,041,965        | 924,467          | 16,386,838        |
| Medicaid          | 421,251          | 380,282          | 405,370          | 445,783          | 413,213          | 436,813          | 432,302          | 210,125          | 186,970          | 231,846          | 219,044          | 188,594          | 3,971,593         |
| Insurance         | 675,095          | 722,808          | 764,166          | 744,980          | 769,098          | 691,850          | 705,226          | 380,350          | 367,303          | 381,829          | 379,754          | 375,444          | 6,957,903         |
| Facility Contract | 61,976           | 46,822           | 74,814           | 65,727           | 57,939           | 38,881           | 37,419           | 24,751           | 21,822           | 15,854           | 18,085           | 18,928           | 483,018           |
| Bill Patient      | 1,005,464        | 1,056,702        | 997,964          | 969,417          | 1,019,343        | 1,043,221        | 1,109,594        | 560,504          | 512,911          | 501,389          | 500,195          | 444,077          | 9,720,781         |
| <b>Total</b>      | <b>3,761,268</b> | <b>3,914,769</b> | <b>3,929,156</b> | <b>4,033,571</b> | <b>3,878,313</b> | <b>3,868,284</b> | <b>3,859,216</b> | <b>2,037,303</b> | <b>1,992,223</b> | <b>2,135,477</b> | <b>2,159,043</b> | <b>1,951,510</b> | <b>37,520,133</b> |

| Payer             | Mar-16       | Apr-16        | May-16       | Jun-16        | Jul-16        | Aug-16        | Sep-16        | Oct-16        | Nov-16       | Dec-16        | Jan-17        | Feb-17        | 12-Month<br>% |
|-------------------|--------------|---------------|--------------|---------------|---------------|---------------|---------------|---------------|--------------|---------------|---------------|---------------|---------------|
| Medicare          | 42.5%        | 43.6%         | 42.9%        | 44.8%         | 41.7%         | 42.8%         | 40.8%         | 42.3%         | 45.3%        | 47.0%         | 48.3%         | 47.4%         | 43.7%         |
| Medicaid          | 11.2%        | 9.7%          | 10.3%        | 11.1%         | 10.7%         | 11.3%         | 11.2%         | 10.3%         | 9.4%         | 10.9%         | 10.1%         | 9.7%          | 10.6%         |
| Insurance         | 17.9%        | 18.5%         | 19.4%        | 18.5%         | 19.8%         | 17.9%         | 18.3%         | 18.7%         | 18.4%        | 17.9%         | 17.6%         | 19.2%         | 18.5%         |
| Facility Contract | 1.6%         | 1.2%          | 1.9%         | 1.6%          | 1.5%          | 1.0%          | 1.0%          | 1.2%          | 1.1%         | 0.7%          | 0.8%          | 1.0%          | 1.3%          |
| Bill Patient      | 26.7%        | 27.0%         | 25.4%        | 24.0%         | 26.3%         | 27.0%         | 28.8%         | 27.5%         | 25.7%        | 23.5%         | 23.2%         | 22.8%         | 25.9%         |
| <b>Total</b>      | <b>99.9%</b> | <b>100.0%</b> | <b>99.9%</b> | <b>100.0%</b> | <b>100.0%</b> | <b>100.0%</b> | <b>100.1%</b> | <b>100.0%</b> | <b>99.9%</b> | <b>100.0%</b> | <b>100.0%</b> | <b>100.1%</b> | <b>100.0%</b> |

# AGENDA ITEM # 22

Board Mtg.: 03/28/2017

## Montgomery County Hospital District Accounts Payable Analysis

### Accounts Payable Aging by Dollars

| Month  | Current | Days  |       |      | Credits | Total   | \$ Total<br>minus Credits |
|--------|---------|-------|-------|------|---------|---------|---------------------------|
|        |         | 31-60 | 61-90 | > 90 |         |         |                           |
| Mar-16 | 671,699 | -     | -     | 2    | (17)    | 671,684 | 671,701                   |
| Apr-16 | 4,427   | -     | -     | -    | (9,831) | (5,403) | 4,427                     |
| May-16 | 612,407 | -     | -     | 2    | (685)   | 611,724 | 612,409                   |
| Jun-16 | 199,874 | -     | -     | 2    | (556)   | 199,319 | 199,876                   |
| Jul-16 | 361,091 | -     | -     | 2    | (556)   | 360,536 | 361,093                   |
| Aug-16 | 54,773  | -     | 6     | 2    | (23)    | 54,758  | 54,781                    |
| Sep-16 | 521,120 | 8,015 | -     | 8    | (27)    | 529,116 | 529,143                   |
| Oct-16 | 758,881 | -     | -     | 8    | (17)    | 758,872 | 758,889                   |
| Nov-16 | 49,417  | -     | -     | 8    | (17)    | 49,408  | 49,425                    |
| Dec-16 | 783,987 | -     | -     | 8    | (17)    | 783,979 | 783,995                   |
| Jan-17 | 455,328 | -     | -     | 8    | (17)    | 455,319 | 455,336                   |
| Feb-17 | 347,935 | 226   | -     | 8    | (17)    | 348,152 | 348,169                   |

### Accounts Payable Aging by Percentage without Credits

| Month  | Current | Days  |       |      |
|--------|---------|-------|-------|------|
|        |         | 31-60 | 61-90 | > 90 |
| Mar-16 | 100%    | 0%    | 0%    | 0%   |
| Apr-16 | 100%    | 0%    | 0%    | 0%   |
| May-16 | 100%    | 0%    | 0%    | 0%   |
| Jun-16 | 100%    | 0%    | 0%    | 0%   |
| Jul-16 | 100%    | 0%    | 0%    | 0%   |
| Aug-16 | 100%    | 0%    | 0%    | 0%   |
| Sep-16 | 98%     | 2%    | 0%    | 0%   |
| Oct-16 | 100%    | 0%    | 0%    | 0%   |
| Nov-16 | 100%    | 0%    | 0%    | 0%   |
| Dec-16 | 100%    | 0%    | 0%    | 0%   |
| Dec-16 | 100%    | 0%    | 0%    | 0%   |
| Jan-17 | 100%    | 0%    | 0%    | 0%   |

AGENDA ITEM # 23

Consider and act on payment of District invoices (Mr. Grice, Treasurer-MCHD Board)

**TOTAL FOR  
INVOICES**

**\$ 1,161,958.64**

**Montgomery County Hospital District**  
**Invoice Expense Allocation Report**  
 Board Meeting 03/28/17- Paid Invoices

| Vendor Name                  | Invoice Date                    | Invoice No.           | Payment No. | Payment Date       | Invoice Description                                    | Account No.                              | Account Description                      | Amount     |
|------------------------------|---------------------------------|-----------------------|-------------|--------------------|--|--|--|------------|
| ABLE GLASS & MIRROR CO, INC. | 2/2/2017                        | 029140603             | 90888       | 2/22/2017          | LABOR/INSTALL SPECIAL LAMINATED GLASS                  | 10-016-55600                             | Maintenance & Repairs-Buildings-Facil    | \$807.50   |
|                              |                                 |                       |             |                    |  | Totals for ABLE GLASS & MIRROR CO, INC.: |  | \$807.50   |
| ADANDY CABLING               | 2/27/2017                       | 22717                 | 91156       | 3/16/2017          | INSTALL CAT 5E DATA CABLES                             | 10-004-57100                             | Professional Fees-Radio                  | \$735.00   |
|                              |                                 |                       |             |                    |  | Totals for ADANDY CABLING:               |  | \$735.00   |
| AHA SESSIONS                 | 2/6/2017                        | 7809 02/06/17 835.00  | 2542        | 2/20/2017          | STROKE CONFERENCE FEE/COTY AIKEN                       | 10-009-53150                             | Conferences - Fees, Travel, & Meals-Dept | \$835.00   |
|                              |                                 |                       |             |                    |  | Totals for AHA SESSIONS:                 |  | \$835.00   |
| AIKEN, MICHAEL COTY          | 2/2/2017                        | AIK020216             | 90673       | 2/8/2017           | CERTIFICATE COURSE-PRACTICAL IMPROVEMENT SCIENCE/REIMB | 10-009-58500                             | Training/Related Expenses-CE-OMD         | \$99.00    |
|                              | 2/9/2017                        | AIK020917             | 90746       | 2/16/2017          | PER DIEM/INTERNATIONAL STROKE CONF 02/22/17-02/24/17   | 10-009-53150                             | Conferences - Fees, Travel, & Meals-Dept | \$147.50   |
|                              | 2/13/2017                       | AIK021317             | 90746       | 2/16/2017          | MILEAGE REIMBURSEMENT 02/11/17                         | 10-007-56200                             | Mileage Reimbursements-EMS               | \$22.47    |
|                              | Totals for AIKEN, MICHAEL COTY: |                       | \$268.97    |                    |  |  |  |            |
| ALLEN, BRETT                 | 2/15/2017                       | ALL021517             | 90747       | 2/16/2017          | LASERFICHE CONFERENCE TRAVEL REIMBURSEMENT             | 10-001-53150                             | Conferences - Fees, Travel, & Meals-Admi | \$119.85   |
|                              | 2/16/2017                       | ALL021617             | 90748       | 2/16/2017          | REPLENISH PETTY CASH                                   | 10-000-14305                             | A/R Employee-BS                          | \$526.93   |
|                              | Totals for ALLEN, BRETT:        |                       | \$646.78    |                    |  |  |  |            |
| AMAZON.COM LLC               | 2/10/2017                       | 210924534417          | 91067       | 3/9/2017           | OTTERBOX DEFENDER IPHONE                               | 10-015-53100                             | Computer Supplies/Non-Cap.-Information 1 | \$34.99    |
|                              | 2/10/2017                       | 251522569617          | 91067       | 3/9/2017           | WIRELESS KEYBOARD & OTTERBOX                           | 10-015-53100                             | Computer Supplies/Non-Cap.-Information 1 | \$156.87   |
|                              | 2/10/2017                       | 251523231538          | 91067       | 3/9/2017           | ENERGIZER AAA BATTERIES                                | 10-015-53100                             | Computer Supplies/Non-Cap.-Information 1 | \$8.71     |
|                              | 2/10/2017                       | 176941570786          | 91067       | 3/9/2017           | HEALTHCARE HAZARD CONTROL MANUAL                       | 10-027-52600                             | Books/Materials-Emerg                    | \$135.75   |
|                              | 2/10/2017                       | 209452390777          | 91067       | 3/9/2017           | LED SCONCE WALL LIGHT                                  | 10-008-57900                             | Station Supplies-Mater                   | \$167.92   |
|                              | 2/10/2017                       | 138861710842          | 91067       | 3/9/2017           | SANDISK ULTRA FLAIR USB                                | 10-015-57750                             | Small Equipment & Furniture-Information  | \$79.50    |
|                              | 2/10/2017                       | 205958081687          | 91067       | 3/9/2017           | 5 PACK SILVER OXIDE ENERGIZE BATTERIES                 | 10-015-53100                             | Computer Supplies/Non-Cap.-Information 1 | \$12.18    |
|                              | 2/10/2017                       | 084212610817          | 91067       | 3/9/2017           | DICKIES SCRUBS WOMENS                                  | 10-008-58700                             | Uniforms-Matls. Mgmt.                    | \$86.94    |
|                              | 2/10/2017                       | 231698867919          | 91067       | 3/9/2017           | BATES MENS ULTA-LITES BOOTS                            | 10-008-58700                             | Uniforms-Matls. Mgmt.                    | \$99.99    |
|                              | 2/10/2017                       | 021797742324          | 91067       | 3/9/2017           | DRIVE MEDICAL ECONOMY OXYGEN                           | 10-008-54200                             | Durable Medical Equipment-Mater          | \$101.13   |
|                              | 2/10/2017                       | 032696657304          | 91067       | 3/9/2017           | LOGITECH WIRELSS KEYBOARD                              | 10-015-53100                             | Computer Supplies/Non-Cap.-Information 1 | \$119.95   |
|                              | 2/10/2017                       | 231690692710          | 91068       | 3/9/2017           | BATES MENS ULTA LITES BOOTS                            | 10-008-58700                             | Uniforms-Matls. Mgmt.                    | \$299.97   |
|                              | 2/10/2017                       | 032695996943          | 91068       | 3/9/2017           | WIRELESS MOBILE MOUSE                                  | 10-015-53100                             | Computer Supplies/Non-Cap.-Information 1 | \$39.95    |
|                              | 2/10/2017                       | 026239447121          | 91068       | 3/9/2017           | DICKIES WOMENS UNIFORM SHIRTS                          | 10-008-58700                             | Uniforms-Matls. Mgmt.                    | \$92.94    |
|                              | 2/10/2017                       | 138032006609          | 91068       | 3/9/2017           | BATES MENS ULTA LITES BOOTLS                           | 10-008-58700                             | Uniforms-Matls. Mgmt.                    | \$108.20   |
|                              | 2/10/2017                       | 192043687446          | 91068       | 3/9/2017           | OMNIMOUNT PLAY 25                                      | 10-015-57750                             | Small Equipment & Furniture-Information  | \$447.24   |
|                              | 2/10/2017                       | 298697152602          | 91068       | 3/9/2017           | HFS 17" BLADE PAPER CUTTER                             | 10-008-57750                             | Small Equipment & Furniture-Matls. Mgm   | \$139.99   |
|                              | 2/10/2017                       | 016480449867          | 91068       | 3/9/2017           | HON IGNITION SERIES                                    | 10-015-57750                             | Small Equipment & Furniture-Information  | \$1,037.97 |
|                              | 2/10/2017                       | 134325245034          | 91068       | 3/9/2017           | UNIVERAL PRODUCTS                                      | 10-008-56300                             | Office Supplies-Matls. Mgmt.             | \$41.08    |
|                              | 2/10/2017                       | 200754601334          | 91068       | 3/9/2017           | VELCRO   | 10-008-57900                             | Station Supplies-Mater                   | \$8.25     |
|                              | 2/10/2017                       | 271285136729          | 91068       | 3/9/2017           | CD JEWEL CASE  | 10-008-56300                             | Office Supplies-Matls. Mgmt.             | \$38.71    |
|                              | 2/10/2017                       | 064796129994          | 91068       | 3/9/2017           | BATES MENS ULTA LITES BOOTS                            | 10-008-58700                             | Uniforms-Matls. Mgmt.                    | \$108.20   |
|                              | 2/10/2017                       | 078433671938          | 91069       | 3/9/2017           | BATES MENS ULTA LITES BOOTS                            | 10-008-58700                             | Uniforms-Matls. Mgmt.                    | \$108.20   |
|                              | 2/10/2017                       | 271730346821          | 91069       | 3/9/2017           | SMEAD PRESSBOARD                                       | 10-008-56300                             | Office Supplies-Matls. Mgmt.             | \$47.78    |
|                              | 2/10/2017                       | 097377775750          | 91069       | 3/9/2017           | REFURBISHED TONER                                      | 10-008-56300                             | Office Supplies-Matls. Mgmt.             | \$45.99    |
|                              | 2/10/2017                       | 063899110224          | 91069       | 3/9/2017           | SURFACE PRO 3 CASE                                     | 10-015-57750                             | Small Equipment & Furniture-Information  | \$13.99    |
|                              | 2/10/2017                       | 063899110224 \$319.92 | 91069       | 3/9/2017           | OTTERBOX DEFENDER                                      | 10-015-57750                             | Small Equipment & Furniture-Information  | \$319.92   |
| 2/10/2017                    | 114174461604                    | 91069                 | 3/9/2017    | CASE LOGIC 16' LAP | 10-015-53100   | Computer Supplies/Non-Cap.-Information 1 | \$18.99                                  |            |

**Montgomery County Hospital District**  
**Invoice Expense Allocation Report**  
 Board Meeting 03/28/17- Paid Invoices

| Vendor Name                    | Invoice Date | Invoice No.          | Payment No. | Payment Date | Invoice Description                           | Account No.  | Account Description                        | Amount      |
|--------------------------------|--------------|----------------------|-------------|--------------|---|--------------|--|-------------|
|                                | 2/10/2017    | 264162705067         | 91069       | 3/9/2017     | OTTERBOX DEFENDER                             | 10-015-57750 | Small Equipment & Furniture-Information    | \$79.98     |
|                                | 2/10/2017    | 118681788352         | 91069       | 3/9/2017     | PLANTRONICS SAVI OFFICE                       | 10-004-57750 | Small Equipment & Furniture-Radio          | \$204.98    |
|                                | 2/10/2017    | 106711854955         | 91069       | 3/9/2017     | DURABLE MEDICAL                               | 10-008-54200 | Durable Medical Equipment-Mater            | \$24.51     |
|                                | 2/10/2017    | 124973283261         | 91069       | 3/9/2017     | RAM MOUNTS                                    | 10-015-53100 | Computer Supplies/Non-Cap.-Information T   | \$377.93    |
|                                | 2/10/2017    | 053524678115         | 91069       | 3/9/2017     | ANKER USB PORTABLE                            | 10-015-53100 | Computer Supplies/Non-Cap.-Information T   | \$55.17     |
|                                |              |                      |             |              |   |              | Totals for AMAZON.COM LLC:                 | \$4,663.87  |
| AMERICAN TIRE DISTRIBUTORS INC | 2/13/2017    | S087314253           | 90957       | 3/1/2017     | AMBULANCE TIRES                               | 10-010-59150 | Vehicle-Tires-Fleet                        | \$2,007.96  |
|                                |              |                      |             |              |   |              | Totals for AMERICAN TIRE DISTRIBUTORS INC: | \$2,007.96  |
| ANDERSON, JORDAN               | 2/13/2017    | AND021317            | 90743       | 2/16/2017    | EAGLES CONFERENCE 02/16/17-02/19/17           | 10-009-53150 | Conferences - Fees, Travel, & Meals-Dept   | \$192.00    |
|                                |              |                      |             |              |   |              | Totals for ANDERSON, JORDAN:               | \$192.00    |
| APPLEONLINE                    | 2/6/2017     | 7809 02/06/17 140.17 |             |              | TAX CREDIT                                    | 10-015-52754 | Capital Purchase - Equipment-Infor         | (\$140.17)  |
|                                |              |                      |             |              |   |              | Totals for APPLEONLINE:                    | (\$140.17)  |
| ARROW (VIDACARE)               | 2/1/2017     | 94543610             | 90749       | 2/16/2017    | MEDICAL SUPPLIES                              | 10-008-53900 | Disposable Medical Supplies-Mater          | \$2,637.80  |
|                                | 2/4/2017     | 94573535             | 90889       | 2/22/2017    | MEDICAL SUPPLIES                              | 10-008-53900 | Disposable Medical Supplies-Mater          | \$2,637.80  |
|                                | 2/4/2017     | 94573532             | 91072       | 3/9/2017     | MEDICAL SUPPLIES                              | 10-008-53900 | Disposable Medical Supplies-Mater          | \$2,637.80  |
|                                | 2/21/2017    | 94614836             | 91072       | 3/9/2017     | MEDICAL SUPPLIES                              | 10-008-53900 | Disposable Medical Supplies-Mater          | \$3,294.80  |
|                                |              |                      |             |              |   |              | Totals for ARROW (VIDACARE):               | \$11,208.20 |
| ASHLEY, AMANDA                 | 2/28/2017    | ASH022817            | 90956       | 2/28/2017    | MONIES OWED TO EMPLOYEE PPE 02/18/17          | 10-000-21400 | Accrued Payroll-BS                         | \$99.70     |
|                                |              |                      |             |              |   |              | Totals for ASHLEY, AMANDA:                 | \$99.70     |
| AT&T (105414)                  | 2/6/2017     | 1754 02/06/17 3.56   | 2544        | 2/20/2017    | ACCT# 2812591182/STATION 42 12/13/16-01/12/17 | 10-015-58320 | Telephones - Long Distance-Information T   | \$3.56      |
|                                | 2/6/2017     | 1754 02/06/17 279.58 | 2545        | 2/20/2017    | ACCT#2816896865/STATION 31 12/23/16-01/22/17  | 10-015-58310 | Telephones-Service-Information Technolog   | \$279.58    |
|                                | 2/6/2017     | 1754 02/06/17 274.92 | 2546        | 2/20/2017    | ACCT#2816893247/STATION 30 12/23/16-01/22/17  | 10-015-58310 | Telephones-Service-Information Technolog   | \$274.92    |
|                                | 2/6/2017     | 1754 02/06/17 135.32 | 2547        | 2/20/2017    | ACCT# 2812598210/STATION 42 12/13/16-01/12/17 | 10-015-58310 | Telephones-Service-Information Technolog   | \$135.32    |
|                                | 2/6/2017     | 1754 02/06 135.32    | 2548        | 2/20/2017    | ACCT# 2812591182/STATION 42 12/13/16-01/12/17 | 10-015-58310 | Telephones-Service-Information Technolog   | \$135.32    |
|                                | 2/13/2017    | 2812599426 02/13/17  | 90890       | 2/22/2017    | STATION 41 02/13/17-03/12/17                  | 10-015-58310 | Telephones-Service-Information Technolog   | \$52.17     |
|                                | 2/21/2017    | 7131652005 02/21/17  | 91073       | 3/9/2017     | T1-HISD 02/21/17 - 03/20/2017                 | 10-004-58310 | Telephones-Service-Radio                   | \$238.10    |
|                                |              |                      |             |              |   |              | Totals for AT&T (105414):                  | \$1,118.97  |
| AT&T (U-VERSE)                 | 2/1/2017     | 145220893 02/01/17   | 90750       | 2/16/2017    | STATION 42 02/01/17 - 02/28/17                | 10-015-58310 | Telephones-Service-Information Technolog   | \$104.00    |
|                                | 2/11/2017    | 145685137 02/11/17   | 90891       | 2/22/2017    | STATION 24 02/12/17-03/11/17                  | 10-015-58310 | Telephones-Service-Information Technolog   | \$110.40    |
|                                | 2/22/2017    | 150883685 02/22/17   | 91075       | 3/9/2017     | STATION 41 01/23/17-02/22/17                  | 10-015-58310 | Telephones-Service-Information Technolog   | \$119.44    |
|                                |              |                      |             |              |   |              | Totals for AT&T (U-VERSE):                 | \$333.84    |
| AT&T MOBILITY-ROC (6463)       | 2/15/2017    | 836735112X02232017   | 91076       | 3/9/2017     | ACCT #836735112 06/16/16 - 02/15/17           | 10-015-58200 | Telephones-Cellular-Information Technolo   | \$79.58     |
|                                |              |                      |             |              |   | 10-007-58200 | Telephones-Cellular-EMS                    | \$38.19     |
|                                |              |                      |             |              |   | 10-004-58200 | Telephones-Cellular-Radio                  | \$86.39     |
|                                |              |                      |             |              |   | 10-015-58200 | Telephones-Cellular-Information Technolo   | \$79.58     |
|                                |              |                      |             |              |   |              | Totals for AT&T MOBILITY-ROC (6463):       | \$283.74    |
| AUTOMOTIVE SERVICE EXCELLENC   | 2/6/2017     | 4549 02/06/17 153.00 | 2549        | 2/20/2017    | ASE RECERTS FOR KEVIN LEE                     | 10-010-58500 | Training/Related Expenses-CE-Fleet         | \$153.00    |

**Montgomery County Hospital District**  
**Invoice Expense Allocation Report**  
Board Meeting 03/28/17- Paid Invoices

| Vendor Name                  | Invoice Date | Invoice No.          | Payment No. | Payment Date | Invoice Description                               | Account No.  | Account Description                                 | Amount                            |            |
|------------------------------|--------------|----------------------|-------------|--------------|---|--------------|---|-----------------------------------|------------|
|                              |              |                      |             |              |   |              | Totals for AUTOMOTIVE SERVICE EXCELLENCE (ASE):     | \$153.00                          |            |
| AVESTA SYSTEMS, INC.         | 2/10/2017    | 2-17-11819           | 90985       | 3/1/2017     | CANDIDATECARE FOR PERIOD 02/12/17 - 03/11/17      | 10-025-57100 | Professional Fees-Human                             | \$800.00                          |            |
|                              |              |                      |             |              |   |              | Totals for AVESTA SYSTEMS, INC.:                    | \$800.00                          |            |
| B & C CONSTRUCTORS           | 2/1/2017     | 4022                 | 90751       | 2/16/2017    | CLEAN OUT DITCH ALONG SOUTH PROPERTY BOUNDARY     | 10-016-55600 | Maintenance & Repairs-Buildings-Facil               | \$1,300.00                        |            |
|                              |              |                      |             |              |   |              | Totals for B & C CONSTRUCTORS:                      | \$1,300.00                        |            |
| BATTERIES PLUS               | 2/6/2017     | 9390 02/06/17 79.80  | 2550        | 2/20/2017    | STATION 30 ALARM PANEL BATTERIES                  | 10-016-55600 | Maintenance & Repairs-Buildings-Facil               | \$79.80                           |            |
|                              | 2/6/2017     | 9390 02/06/17 47.90  | 2550        | 2/20/2017    | SHOP TOOLS  | 10-016-57700 | Shop Tools-Facil                                    | \$47.90                           |            |
|                              | 2/6/2017     | 9390 02/06 79.80     | 2550        | 2/20/2017    | STATION 10 FIRE ALARM PANEL BATTERIES             | 10-016-55600 | Maintenance & Repairs-Buildings-Facil               | \$79.80                           |            |
|                              |              |                      |             |              |   |              | Totals for BATTERIES PLUS:                          | \$207.50                          |            |
| BAYLOR COLLEGE OF MEDICINE   | 2/1/2017     | 131660039-201612     | 90753       | 2/16/2017    | MEDICAL DIRECTOR SALARY 12/01/16 - 12/31/16       | 10-009-57100 | Professional Fees-OMD                               | \$19,171.61                       |            |
|                              |              |                      |             |              |   |              | Totals for BAYLOR COLLEGE OF MEDICINE:              | \$19,171.61                       |            |
| BAYTOWN FIRE DEPARTMENT      | 2/27/2017    | BAY022717            | 90987       | 3/1/2017     | CREDITED INTO MCHD IN ERROR                       | 10-000-21000 | Accrued Expenditures-BS                             | \$763.00                          |            |
|                              |              |                      |             |              |   |              | Totals for BAYTOWN FIRE DEPARTMENT:                 | \$763.00                          |            |
| BCBS OF TEXAS (POB 731428)   | 2/3/2017     | TY483010005 02/03/17 | 2537        | 2/3/2017     | WEEKLY CLAIMS PERIOD 01/28/17-02/03/17            | 10-005-51700 | Health & Dental-Accou                               | \$82,328.52                       |            |
|                              | 2/10/2017    | TY483010005 02/10/17 | 2538        | 2/10/2017    | WEEKLY CLAIMS PERIOD 02/04/17-02/10/17            | 10-005-51700 | Health & Dental-Accou                               | \$32,590.64                       |            |
|                              | 2/24/2017    | TY483010005 02/24/17 | 2647        | 2/24/2017    | WEEKLY CLAIMS PERIOD 02/18/17-02/24/17            | 10-025-51710 | Health Insurance Claims-Human                       | \$37,740.55                       |            |
|                              |              |                      |             |              |   | 10-025-51720 | Health Insurance Admin Fees-Human                   | \$782.69                          |            |
|                              | 2/17/2017    | TY483010005 02/17/17 | 2650        | 2/17/2017    | WEEKLY CLAIMS PERIOD 02/11/17-02/24/17            | 10-025-51710 | Health Insurance Claims-Human                       | \$61,262.56                       |            |
|                              |              |                      |             |              |   |              | Totals for BCBS OF TEXAS (POB 731428):              | \$214,704.96                      |            |
| BEDAIR, ELIZABETH            | 2/13/2017    | BED021317            | 90754       | 2/16/2017    | WELLNESS PROGRAM/MASSAGE                          | 10-025-54350 | Employee Health/Wellness-Human                      | \$25.00                           |            |
|                              |              |                      |             |              |   |              | Totals for BEDAIR, ELIZABETH:                       | \$25.00                           |            |
| BENTWATER ON THE NORTH SHORE | 2/23/2017    | MAR 2017-004         | 90946       | 2/23/2017    | STATION 44 RENT                                   | 10-000-14900 | Prepaid Expenses-BS                                 | \$1,201.00                        |            |
|                              |              |                      |             |              |   |              | Totals for BENTWATER ON THE NORTH SHORE, LTD. (44): | \$1,201.00                        |            |
| BLACK & VEATCH CORPORATION   | 2/1/2017     | 1236573              | 91079       | 3/9/2017     | MICROWAVE NETWORK RFP ENGINEERING EXPENSES        | 10-004-57100 | Professional Fees-Radio                             | \$4,781.18                        |            |
|                              | 2/17/2017    | 1241762              |             | 4/16/2017    | MICROWAVE NETWORK RFP ENGINEERING EXPENSES        | 10-004-57100 | Professional Fees-Radio                             | \$4,420.00                        |            |
|                              |              |                      |             |              |   |              | Totals for BLACK & VEATCH CORPORATION:              | \$9,201.18                        |            |
| BONDS JANITORIAL SERVICE     | 2/1/2017     | 2653                 | 90756       | 2/16/2017    | QUARTERLY BUFF OF STATIONS 1ST QUARTER            | 10-016-55600 | Maintenance & Repairs-Buildings-Facil               | \$951.65                          |            |
|                              |              |                      |             |              |   |              | Totals for BONDS JANITORIAL SERVICE:                | \$951.65                          |            |
| BOON-CHAPMAN (Prime DX)      | 2/9/2017     | 571                  | 90757       | 2/16/2017    | PATIENT MEDICAL REVIEWS JAN 2017                  | 10-002-55700 | Management Fees-PA                                  | \$441.00                          |            |
|                              | 2/9/2017     | 572                  | 90758       | 2/16/2017    | CASE MANAGEMENT JANUARY 2017                      | 10-002-55700 | Management Fees-PA                                  | \$3,068.75                        |            |
|                              | 2/16/2017    | BOO021617            | 91080       | 3/9/2017     | FEBRUARY 2017 MEDICAL/SURGICAL UTILIZATION REVIEW | 10-002-55700 | Management Fees-PA                                  | \$28,850.75                       |            |
|                              |              |                      |             |              |   |              | Totals for BOON-CHAPMAN (Prime DX):                 | \$32,360.50                       |            |
| BOUND TREE MEDICAL, LLC      | 2/3/2017     | 82396911             | 90759       | 2/16/2017    | MEDICAL SUPPLIES                                  | 10-008-54000 | Drug Supplies-Mater                                 | \$183.36                          |            |
|                              |              |                      |             |              |   |              | 10-008-53900  | Disposable Medical Supplies-Mater | \$1,366.73 |

**Montgomery County Hospital District**  
**Invoice Expense Allocation Report**  
 Board Meeting 03/28/17- Paid Invoices

| Vendor Name              | Invoice Date | Invoice No.         | Payment No. | Payment Date | Invoice Description                                | Account No.  | Account Description                      | Amount      |
|--------------------------|--------------|---------------------|-------------|--------------|--|--------------|--|-------------|
|                          | 2/9/2017     | 82402320            | 90892       | 2/22/2017    | MEDICAL SUPPLIES                                   | 10-008-53900 | Disposable Medical Supplies-Mater        | \$135.78    |
|                          | 2/1/2017     | 82394382            | 90759       | 2/16/2017    | MEDICAL SUPPLIES                                   | 10-008-54000 | Drug Supplies-Mater                      | \$2,087.76  |
|                          | 2/9/2017     | 82402319            | 90892       | 2/22/2017    | MEDICAL SUPPLIES                                   | 10-008-54000 | Drug Supplies-Mater                      | \$1,739.80  |
|                          | 2/10/2017    | 82403615            | 90892       | 2/22/2017    | MEDICAL SUPPLIES                                   | 10-008-53900 | Disposable Medical Supplies-Mater        | \$2,656.43  |
|                          |              |                     |             |              |  | 10-008-54000 | Drug Supplies-Mater                      | \$1,037.10  |
|                          | 2/10/2017    | 82403616            | 90892       | 2/22/2017    | MEDICAL SUPPLIES                                   | 10-008-53900 | Disposable Medical Supplies-Mater        | \$880.15    |
|                          | 2/10/2017    | 82403614            | 90892       | 2/22/2017    | MEDICAL SUPPLIES                                   | 10-008-54000 | Drug Supplies-Mater                      | \$912.39    |
|                          | 2/15/2017    | 82407598            | 90958       | 3/1/2017     | MEDICAL SUPPLIES                                   | 10-008-53900 | Disposable Medical Supplies-Mater        | \$73.00     |
|                          | 2/15/2017    | 82407597            | 90958       | 3/1/2017     | MEDICAL SUPPLIES                                   | 10-008-54000 | Drug Supplies-Mater                      | \$521.94    |
|                          | 2/16/2017    | 82409040            | 90958       | 3/1/2017     | MEDICAL SUPPLIES                                   | 10-008-54200 | Durable Medical Equipment-Mater          | \$1,199.99  |
|                          | 2/21/2017    | 82412941            | 91205       | 3/16/2017    | MEDICAL SUPPLIES                                   | 10-008-54200 | Durable Medical Equipment-Mater          | \$797.50    |
|                          | 2/21/2017    | 82412943            | 91205       | 3/16/2017    | DRUG SUPPLIES                                      | 10-008-54000 | Drug Supplies-Mater                      | \$1,824.78  |
|                          | 2/13/2017    | 82404864            | 90991       | 3/1/2017     | MEDICAL SUPPLIES                                   | 10-008-53900 | Disposable Medical Supplies-Mater        | \$201.20    |
|                          | 2/20/2017    | 82411610            | 91082       | 3/9/2017     | MEDICAL SUPPLIES                                   | 10-008-53900 | Disposable Medical Supplies-Mater        | \$1,046.17  |
|                          | 2/17/2017    | 82410341            | 91082       | 3/9/2017     | MEDICAL SUPPLIES                                   | 10-008-53900 | Disposable Medical Supplies-Mater        | \$62.78     |
|                          | 2/28/2017    | 82421112            | 91164       | 3/16/2017    | MEDICAL SUPPLIES                                   | 10-008-53900 | Disposable Medical Supplies-Mater        | \$333.96    |
|                          | 2/28/2017    | 82419486            | 91164       | 3/16/2017    | MEDICAL SUPPLIES                                   | 10-008-53900 | Disposable Medical Supplies-Mater        | \$139.65    |
|                          |              |                     |             |              |  | 10-008-54000 | Drug Supplies-Mater                      | \$8.35      |
|                          | 2/27/2017    | 82418176            | 91164       | 3/16/2017    | MEDICAL SUPPLIES                                   | 10-008-53900 | Disposable Medical Supplies-Mater        | \$1,260.83  |
|                          | 2/20/2017    | 82411609            | 91082       | 3/9/2017     | MEDICAL SUPPLIES                                   | 10-008-53900 | Disposable Medical Supplies-Mater        | \$7.00      |
|                          |              |                     |             |              |  |              | Totals for BOUND TREE MEDICAL, LLC:      | \$18,476.65 |
| BROWN, KIMBERLY          | 2/13/2017    | BRO021317           | 90760       | 2/16/2017    | WELLNESS PROGRAM/CHIROPRACTIC CARE                 | 10-025-54350 | Employee Health/Wellness-Human           | \$10.00     |
|                          |              |                     |             |              |  |              | Totals for BROWN, KIMBERLY:              | \$10.00     |
| BROWN, SONDR A           | 2/10/2017    | 00013               | 90921       | 2/22/2017    | TRANSPORTATION SERVICE 01/11/17-2/10/17            | 10-039-56500 | Other Services-Param                     | \$660.00    |
|                          |              |                     |             |              |  |              | Totals for BROWN, SONDR A:               | \$660.00    |
| BRYANT'S SIGNS           | 2/6/2017     | 2017-022            | 90959       | 3/1/2017     | MCHD 4 X 4 REFLECTIVE SQUARES                      | 10-004-57725 | Shop Supplies-Radio                      | \$94.50     |
|                          | 2/27/2017    | 2017-030            | 91165       | 3/16/2017    | MCHD AMBULANCE ROOF TEXT & NUMBER                  | 10-010-59000 | Vehicle-Outside Services-Fleet           | \$8,550.00  |
|                          | 2/21/2017    | 2017-026            | 91083       | 3/9/2017     | MCHD CUT VINYL REFLECTIVES                         | 10-010-52000 | Accident Repair-Fleet                    | \$389.00    |
|                          |              |                     |             |              |  |              | Totals for BRYANT'S SIGNS:               | \$9,033.50  |
| C & R WATER SUPPLY, INC  | 2/6/2017     | 1754 02/06/17 84.20 | 2552        | 2/20/2017    | ACCT# 1526/STATION 44 12/16/17-01/20/17            | 10-016-58800 | Utilities-Facil                          | \$84.20     |
|                          | 2/6/2017     | 1754 02/06/17 3.31  | 2552        | 2/20/2017    | ACCT# 1526/STATION 44 12/16/17-01/20/17            | 10-016-58800 | Utilities-Facil                          | \$3.31      |
|                          |              |                     |             |              |  |              | Totals for C & R WATER SUPPLY, INC:      | \$87.51     |
| CANON FINANCIAL SERVICES | 2/10/2017    | 17024693            | 90893       | 2/22/2017    | SCHEDULE# 001-0735472-001 CONTRACT # DIR-TSL-3101  | 10-015-55400 | Leases/Contracts-Information Technology  | \$3,371.71  |
|                          |              |                     |             |              |  |              | Totals for CANON FINANCIAL SERVICES:     | \$3,371.71  |
| CASTLE BRANCH INC.       | 2/1/2017     | 0584579-IN          | 90761       | 2/16/2017    | STUDENT SCREENING/MV53/EMT CLASS                   | 10-009-52600 | Books/Materials-OMD                      | \$75.00     |
|                          |              |                     |             |              |  |              | Totals for CASTLE BRANCH INC.:           | \$75.00     |
| CDW GOVERNMENT, INC.     | 2/17/2017    | GXC3592             |             |              | MS OFFICE HONME & BUSINESS 2016 MAC                | 10-015-53050 | Computer Software-Information Technolog  | (\$214.82)  |
|                          | 2/3/2017     | GST2576             | 90894       | 2/22/2017    | PAN PROTECT PLUS TOUGH PAD ELECTRONIC DISTRIBUTION | 10-015-53000 | Computer Maintenance-Information Techn   | \$1,645.00  |
|                          | 2/1/2017     | GSG1844             | 90762       | 2/16/2017    | SAMSUNG 24" LED MONITOR                            | 10-015-53100 | Computer Supplies/Non-Cap.-Information 1 | \$1,139.94  |

**Montgomery County Hospital District**  
**Invoice Expense Allocation Report**  
 Board Meeting 03/28/17- Paid Invoices

| Vendor Name                  | Invoice Date | Invoice No.          | Payment No. | Payment Date | Invoice Description                                | Account No.  | Account Description                      | Amount     |
|------------------------------|--------------|----------------------|-------------|--------------|--|--------------|--|------------|
|                              | 2/2/2017     | GSN1766              | 90762       | 2/16/2017    | LOGITECH S-120 SPEAK SET BLACK                     | 10-015-53100 | Computer Supplies/Non-Cap.-Information T | \$55.40    |
|                              | 2/15/2017    | GWG6427              | 90960       | 3/1/2017     | LVO TOPSELLER 3YR PRIORITY/ELECTORNIC DISTRIBUTION | 10-015-53000 | Computer Maintenance-Information Techn   | \$70.00    |
|                              | 2/14/2017    | GVZ5635              | 90994       | 3/1/2017     | DELL - DRUM CARTRIDGE                              | 10-015-53100 | Computer Supplies/Non-Cap.-Information T | \$58.40    |
|                              | 2/10/2017    | GVJ7914              | 90994       | 3/1/2017     | MS OFFICE HOME & BUS 2016                          | 10-015-53050 | Computer Software-Information Technolog  | \$210.00   |
|                              | 2/21/2017    | GXL9818              | 91085       | 3/9/2017     | LVO TOP ONLINK THINKPAD DOC                        | 10-015-53100 | Computer Supplies/Non-Cap.-Information T | \$142.19   |
|                              | 2/22/2017    | GXW3244              | 91085       | 3/9/2017     | LIND PAN TOUGHBOOK AUTO ADAPTER                    | 10-010-59050 | Vehicle-Parts-Fleet                      | \$472.99   |
|                              | 2/16/2017    | GWT7453              | 91085       | 3/9/2017     | DELL WYSE 3030 CELERON N2807                       | 10-015-57750 | Small Equipment & Furniture-Information  | \$2,225.00 |
|                              | 2/9/2017     | GVD9998              |             | 3/11/2017    | MS OFFICE HONME & BUSINESS 2016 MAC                | 10-015-53050 | Computer Software-Information Technolog  | \$214.82   |
|                              |              |                      |             |              |  |              | Totals for CDW GOVERNMENT, INC.:         | \$6,018.92 |
| CENTERPOINT ENERGY (REL109)  | 2/17/2017    | 9811614-8 02/17/17   | 90895       | 2/22/2017    | STATION 14 01/17/17-02/15/17                       | 10-016-58800 | Utilities-Facil                          | \$23.18    |
|                              | 2/17/2017    | 64006986422 02/17/17 | 90995       | 3/1/2017     | STATION 43 01/16/17-02/14/17                       | 10-016-58800 | Utilities-Facil                          | \$25.44    |
|                              | 2/23/2017    | 9201316-8 02/23/17   | 91086       | 3/9/2017     | STATION 30 01/25/17-02/23/17                       | 10-016-58800 | Utilities-Facil                          | \$18.07    |
|                              |              |                      |             |              |  |              | Totals for CENTERPOINT ENERGY (REL109):  | \$66.69    |
| CENTRELEARN SOLUTIONS, LLC   | 2/1/2017     | INV00000018441       | 90896       | 2/22/2017    | LMS WITH CONTENT/LEARNING MGMT SYS                 | 10-009-58500 | Training/Related Expenses-CE-OMD         | \$580.00   |
|                              | 2/1/2017     | INV00000018440       | 90896       | 2/22/2017    | ACCESS COMPLETE/LMS ONLY MCHD FIRST RESPONDERS     | 10-009-58500 | Training/Related Expenses-CE-OMD         | \$1,872.00 |
|                              | 2/1/2017     | INV00000018439       | 90896       | 2/22/2017    | ACCESS TO CL COMPLETE/LMS ONLY MCHD                | 10-009-58500 | Training/Related Expenses-CE-OMD         | \$1,108.00 |
|                              |              |                      |             |              |  |              | Totals for CENTRELEARN SOLUTIONS, LLC:   | \$3,560.00 |
| CENTURY LINK (Phoenix)       | 2/19/2017    | 313194646 02/19/17   | 90961       | 3/1/2017     | STATION 43 02/19/17-03/18/17                       | 10-015-58310 | Telephones-Service-Information Technolog | \$259.04   |
|                              |              |                      |             |              |  |              | Totals for CENTURY LINK (Phoenix):       | \$259.04   |
| CHARTER COMMUNICATIONS       | 2/8/2017     | 0035377 02/08/17     | 90830       | 2/16/2017    | STATION 22 02/18/17 - 03/17/17                     | 10-015-58310 | Telephones-Service-Information Technolog | \$89.98    |
|                              |              |                      |             |              |  |              | Totals for CHARTER COMMUNICATIONS:       | \$89.98    |
| CHASE PEST CONTROL, INC.     | 2/1/2017     | 2559121616           | 90897       | 2/22/2017    | SERVICE CENTER PEST SERVICES                       | 10-016-55600 | Maintenance & Repairs-Buildings-Facil    | \$175.00   |
|                              | 2/1/2017     | 2561121616           | 90897       | 2/22/2017    | STATION 10 PEST SERVICES                           | 10-016-55600 | Maintenance & Repairs-Buildings-Facil    | \$145.00   |
|                              | 2/1/2017     | 3851120616           | 90897       | 2/22/2017    | STATION 14 PEST SERVICES                           | 10-016-55600 | Maintenance & Repairs-Buildings-Facil    | \$155.00   |
|                              | 2/1/2017     | 2557121616           | 90897       | 2/22/2017    | STATION 20 PEST SERVICES                           | 10-016-55600 | Maintenance & Repairs-Buildings-Facil    | \$185.00   |
|                              | 2/1/2017     | 2557092716           | 90897       | 2/22/2017    | STATION 20 PEST SERVICES                           | 10-016-55600 | Maintenance & Repairs-Buildings-Facil    | \$185.00   |
|                              | 2/1/2017     | 2554122016           | 90897       | 2/22/2017    | STATION 30 PEST SERVICES                           | 10-016-55600 | Maintenance & Repairs-Buildings-Facil    | \$155.00   |
|                              | 2/1/2017     | 2553122016           | 90897       | 2/22/2017    | STATION 31 PEST SERVICES                           | 10-016-55600 | Maintenance & Repairs-Buildings-Facil    | \$155.00   |
|                              | 2/1/2017     | 2555122116           | 90897       | 2/22/2017    | STATION 32 PEST SERVICES                           | 10-016-55600 | Maintenance & Repairs-Buildings-Facil    | \$155.00   |
|                              | 2/1/2017     | 3844121616           | 90897       | 2/22/2017    | STATION 40 PEST SERVICES                           | 10-016-55600 | Maintenance & Repairs-Buildings-Facil    | \$155.00   |
|                              | 2/1/2017     | 2562121616           | 90897       | 2/22/2017    | STATION 41 PEST SERVICES                           | 10-016-55600 | Maintenance & Repairs-Buildings-Facil    | \$155.00   |
|                              | 2/1/2017     | 2556121616           | 90897       | 2/22/2017    | STATION 43 PEST SERVICES                           | 10-016-55600 | Maintenance & Repairs-Buildings-Facil    | \$200.00   |
|                              | 2/1/2017     | 2558121616           | 90898       | 2/22/2017    | ADMIN BLDG PEST SERVICES                           | 10-016-55600 | Maintenance & Repairs-Buildings-Facil    | \$195.00   |
|                              | 2/1/2017     | 3845121416           | 90898       | 2/22/2017    | STATION 45 PEST SERVICES                           | 10-016-55600 | Maintenance & Repairs-Buildings-Facil    | \$155.00   |
|                              | 2/1/2017     | 3849121616           | 90898       | 2/22/2017    | STATION 44 PEST SERVICES                           | 10-016-55600 | Maintenance & Repairs-Buildings-Facil    | \$95.00    |
|                              |              |                      |             |              |  |              | Totals for CHASE PEST CONTROL, INC.:     | \$2,265.00 |
| CITY OF CONROE, WATER (3066) | 2/28/2017    | 00720592000 02/28/17 | 91171       | 3/16/2017    | STATION 10 01/24/17-02/23/17                       | 10-016-58800 | Utilities-Facil                          | \$69.31    |
|                              |              |                      |             |              |  |              | Totals for CITY OF CONROE, WATER (3066): | \$69.31    |
| CITY OF LEAGUE CITY          | 2/27/2017    | LEA022717            | 90997       | 3/1/2017     | CREDITED INTO MCHD IN ERROR                        | 10-000-21000 | Accrued Expenditures-BS                  | \$95.90    |



**Montgomery County Hospital District**  
**Invoice Expense Allocation Report**  
 Board Meeting 03/28/17- Paid Invoices

| Vendor Name                             | Invoice Date | Invoice No.          | Payment No. | Payment Date | Invoice Description                                      | Account No.  | Account Description                      | Amount     |
|---|--------------|----------------------|-------------|--------------|--|--------------|--|------------|
| Totals for CITY OF LEAGUE CITY:         |              |                      |             |              |  |              |  | \$95.90    |
| CLEARWATER CHEMICALS, INC               | 2/3/2017     | 00049790             | 90765       | 2/16/2017    | CLOSED LOOP - WATER TREATMENET SERVICES                  | 10-016-55600 | Maintenance & Repairs-Buildings-Facil    | \$415.00   |
| Totals for CLEARWATER CHEMICALS, INC:   |              |                      |             |              |  |              |  | \$415.00   |
| COLONIAL LIFE                           | 2/28/2017    | E3387610 02/28/17    | 2658        | 2/28/2017    | CONTROL NO. E3387610 FEB PREMIUMS                        | 10-000-21590 | P/R-Premium Cancer/Accident-BS           | \$8,402.94 |
|   | 2/28/2017    | E3387610 02/28/17#2  | 2658        | 2/28/2017    | CONTROL NO. E3387610 FEB PREMIUMS/MATT HANNES            | 10-000-21590 | P/R-Premium Cancer/Accident-BS           | \$37.36    |
| Totals for COLONIAL LIFE:               |              |                      |             |              |  |              |  | \$8,440.30 |
| COMCAST CORPORATION                     | 2/1/2017     | 8777702080546356 02  | 90766       | 2/16/2017    | ACCT# 8777702080546356 STN 21 02/05/17-03/04/17          | 10-016-58800 | Utilities-Facil                          | \$59.95    |
|   |              |                      |             |              |  | 10-015-58310 | Telephones-Service-Information Technolog | \$103.79   |
|   | 2/6/2017     | 1754 02/06/17 120.81 | 2553        | 2/20/2017    | ACCT# 0849557 01/16/17-02/15/17                          | 10-016-58800 | Utilities-Facil                          | \$120.81   |
| Totals for COMCAST CORPORATION:         |              |                      |             |              |  |              |  | \$284.55   |
| CONNECT YOUR CARE                       | 2/10/2017    | 152181326            | 2539        | 2/10/2017    | FLEXIBLE SPENDING ACCOUNT 02/03/17 - 02/09/17            | 10-000-21585 | P/R-Flexible Spending-BS-BS              | \$1,111.28 |
|   | 2/3/2017     | 151187799            | 2540        | 2/3/2017     | FLEXIBLE SPENDING ACCOUNT 01/27/17 - 02/02/17            | 10-000-21585 | P/R-Flexible Spending-BS-BS              | \$561.59   |
|   | 2/11/2017    | 153369715            | 2541        | 2/11/2017    | FSA PER EMPLOYEE MONTHLY ADMINISTRATION & NEW EMPL SET U | 10-025-57100 | Professional Fees-Human                  | \$48.84    |
|   | 2/24/2017    | 154464484            | 2648        | 2/24/2017    | FLEXIBLE SPENDING ACCOUNT 02/17/17 - 02/23/17            | 10-000-21585 | P/R-Flexible Spending-BS-BS              | \$1,450.27 |
|   | 2/17/2017    | 153163689            | 2651        | 2/17/2017    | FLEXIBLE SPENDING ACCOUNT 02/10/17 - 02/16/2017          | 10-000-21585 | P/R-Flexible Spending-BS-BS              | \$361.07   |
| Totals for CONNECT YOUR CARE:           |              |                      |             |              |  |              |  | \$3,533.05 |
| CONROE TRUCK & TRAILER INC.             | 2/15/2017    | 197915               | 90899       | 2/22/2017    | GROTE LIGHTS   | 10-010-59050 | Vehicle-Parts-Fleet                      | \$86.71    |
| Totals for CONROE TRUCK & TRAILER INC.: |              |                      |             |              |  |              |  | \$86.71    |
| CONROE WELDING SUPPLY, INC.             | 2/1/2017     | CT818922             | 90711       | 2/8/2017     | NITROUS OXIDE  | 10-008-56600 | Oxygen & Gases-Mater                     | \$644.15   |
|   | 2/1/2017     | CT818691             | 90711       | 2/8/2017     | OXYGEN MEDICAL   | 10-008-56600 | Oxygen & Gases-Mater                     | \$133.40   |
|   | 2/6/2017     | CT819544             | 90712       | 2/8/2017     | OXYGEN MEDICAL   | 10-008-56600 | Oxygen & Gases-Mater                     | \$126.60   |
|   | 2/6/2017     | CT819542             | 90712       | 2/8/2017     | OXYGEN MEDICAL   | 10-008-56600 | Oxygen & Gases-Mater                     | \$183.46   |
|   | 2/6/2017     | CT819083             | 90712       | 2/8/2017     | OXYGEN MEDICAL   | 10-008-56600 | Oxygen & Gases-Mater                     | \$126.90   |
|   | 2/6/2017     | PS401209             | 90712       | 2/8/2017     | OXYGEN MEDICAL   | 10-008-56600 | Oxygen & Gases-Mater                     | \$63.00    |
|   | 2/6/2017     | PS400576             | 90712       | 2/8/2017     | OXYGEN MEDICAL   | 10-008-56600 | Oxygen & Gases-Mater                     | \$117.80   |
|   | 2/7/2017     | CT819528             | 90798       | 2/16/2017    | OXYGEN MEDICAL   | 10-008-56600 | Oxygen & Gases-Mater                     | \$118.80   |
|   | 2/8/2017     | CT818954             | 90798       | 2/16/2017    | OXYGEN MEDICAL   | 10-008-56600 | Oxygen & Gases-Mater                     | \$134.40   |
|   | 2/8/2017     | CT819558             | 90798       | 2/16/2017    | NITROUS OXIDE  | 10-008-56600 | Oxygen & Gases-Mater                     | \$465.25   |
|   | 2/10/2017    | CT820013             | 90798       | 2/16/2017    | OXYGEN MEDICAL   | 10-008-56600 | Oxygen & Gases-Mater                     | \$133.40   |
|   | 2/10/2017    | CT820025             | 90798       | 2/16/2017    | OXYGEN MEDICAL   | 10-008-56600 | Oxygen & Gases-Mater                     | \$88.40    |
|   | 2/13/2017    | CT820373             | 90798       | 2/16/2017    | OXYGEN MEDICAL   | 10-008-56600 | Oxygen & Gases-Mater                     | \$225.44   |
|   | 2/13/2017    | PS401569             | 90798       | 2/16/2017    | OXYGEN MEDICAL   | 10-008-56600 | Oxygen & Gases-Mater                     | \$70.80    |
|   | 2/13/2017    | PS401568             | 90798       | 2/16/2017    | OXYGEN MEDICAL   | 10-008-56600 | Oxygen & Gases-Mater                     | \$54.20    |
|   | 2/14/2017    | CT820540             | 90798       | 2/16/2017    | OXYGEN MEDICAL   | 10-008-56600 | Oxygen & Gases-Mater                     | \$149.90   |
|   | 2/14/2017    | CT820514             | 90798       | 2/16/2017    | OXYGEN MEDICAL   | 10-008-56600 | Oxygen & Gases-Mater                     | \$133.40   |
|   | 2/17/2017    | CT820799             | 90900       | 2/22/2017    | OXYGEN MEDICAL   | 10-008-56600 | Oxygen & Gases-Mater                     | \$72.82    |
|   | 2/17/2017    | CT820798             | 90900       | 2/22/2017    | OXYGEN MEDICAL   | 10-008-56600 | Oxygen & Gases-Mater                     | \$202.70   |
|   | 2/20/2017    | CT821151             | 90900       | 2/22/2017    | OXYGEN MEDICAL   | 10-008-56600 | Oxygen & Gases-Mater                     | \$116.82   |
|   | 2/20/2017    | PS401210             | 90900       | 2/22/2017    | OXYGEN MEDICAL   | 10-008-56600 | Oxygen & Gases-Mater                     | \$54.21    |
|   | 2/20/2017    | PS401908             | 90900       | 2/22/2017    | OXYGEN MEDICAL   | 10-008-56600 | Oxygen & Gases-Mater                     | \$62.00    |

**Montgomery County Hospital District**  
**Invoice Expense Allocation Report**  
 Board Meeting 03/28/17- Paid Invoices

| Vendor Name                   | Invoice Date | Invoice No.          | Payment No. | Payment Date | Invoice Description                      | Account No.  | Account Description                                | Amount            |
|-------------------------------|--------------|----------------------|-------------|--------------|--|--------------|--|-------------------|
|                               | 2/20/2017    | PS401909             | 90900       | 2/22/2017    | OXYGEN MEDICAL                           | 10-008-56600 | Oxygen & Gases-Mater                               | \$63.00           |
|                               | 2/21/2017    | CT821150             | 90900       | 2/22/2017    | OXYGEN MEDICAL                           | 10-008-56600 | Oxygen & Gases-Mater                               | \$133.40          |
|                               | 2/22/2017    | CT821214             | 90998       | 3/1/2017     | OXYGEN MEDICAL                           | 10-008-56600 | Oxygen & Gases-Mater                               | \$109.00          |
|                               | 2/22/2017    | CT821142             | 90998       | 3/1/2017     | OXYGEN MEDICAL                           | 10-008-56600 | Oxygen & Gases-Mater                               | \$128.60          |
|                               | 2/22/2017    | CT820984             | 90998       | 3/1/2017     | OXYGEN MEDICAL                           | 10-008-56600 | Oxygen & Gases-Mater                               | \$63.00           |
|                               | 2/24/2017    | CT821305             | 90998       | 3/1/2017     | OXYGEN MEDICAL                           | 10-008-56600 | Oxygen & Gases-Mater                               | \$447.36          |
|                               | 2/24/2017    | CT821556             | 90998       | 3/1/2017     | OXYGEN MEDICAL                           | 10-008-56600 | Oxygen & Gases-Mater                               | \$162.80          |
|                               | 2/28/2017    | CT821925             | 90998       | 3/1/2017     | OXYGEN MEDICAL                           | 10-008-56600 | Oxygen & Gases-Mater                               | \$178.42          |
|                               | 2/27/2017    | PS402228             | 90998       | 3/1/2017     | OXYGEN MEDICAL                           | 10-008-56600 | Oxygen & Gases-Mater                               | \$89.40           |
|                               | 2/28/2017    | R02171374            | 91126       | 3/9/2017     | CYLINDER RENTAL                          | 10-008-56600 | Oxygen & Gases-Mater                               | \$204.75          |
|                               | 2/28/2017    | R02171375            | 91126       | 3/9/2017     | CYLINDER RENTAL                          | 10-008-56600 | Oxygen & Gases-Mater                               | \$5.00            |
|                               | 2/28/2017    | R02171376            | 91126       | 3/9/2017     | CYLINDER RENTAL                          | 10-008-56600 | Oxygen & Gases-Mater                               | \$13.65           |
|                               | 2/28/2017    | R02171377            | 91126       | 3/9/2017     | CYLINDER RENTAL                          | 10-008-56600 | Oxygen & Gases-Mater                               | \$45.00           |
|                               | 2/28/2017    | R02171378            | 91126       | 3/9/2017     | CYLINDER RENTAL                          | 10-008-56600 | Oxygen & Gases-Mater                               | \$40.00           |
|                               | 2/28/2017    | R02171379            | 91126       | 3/9/2017     | CYLINDER RENTAL                          | 10-008-56600 | Oxygen & Gases-Mater                               | \$20.00           |
|                               | 2/28/2017    | R02171380            | 91126       | 3/9/2017     | CYLINDER RENTAL                          | 10-008-56600 | Oxygen & Gases-Mater                               | \$10.00           |
|                               | 2/28/2017    | R02171381            | 91126       | 3/9/2017     | CYLINDER RENTAL                          | 10-008-56600 | Oxygen & Gases-Mater                               | \$22.75           |
|                               | 2/28/2017    | R02171382            | 91126       | 3/9/2017     | CYLINDER RENTAL                          | 10-008-56600 | Oxygen & Gases-Mater                               | \$22.75           |
|                               | 2/28/2017    | R02171384            | 91126       | 3/9/2017     | CYLINDER RENTAL                          | 10-008-56600 | Oxygen & Gases-Mater                               | \$168.80          |
|                               | 2/28/2017    | R02171385            | 91126       | 3/9/2017     | CYLINDER RENTAL                          | 10-008-56600 | Oxygen & Gases-Mater                               | \$62.25           |
|                               | 2/28/2017    | R02171386            | 91127       | 3/9/2017     | CYLINDER RENTAL                          | 10-008-56600 | Oxygen & Gases-Mater                               | \$34.55           |
|                               | 2/28/2017    | R02171387            | 91127       | 3/9/2017     | CYLINDER RENTAL                          | 10-008-56600 | Oxygen & Gases-Mater                               | \$13.65           |
|                               | 2/28/2017    | R02171389            | 91127       | 3/9/2017     | CYLINDER RENTAL                          | 10-008-56600 | Oxygen & Gases-Mater                               | \$14.55           |
|                               | 2/28/2017    | R02171390            | 91127       | 3/9/2017     | CYLINDER RENTAL                          | 10-008-56600 | Oxygen & Gases-Mater                               | \$15.00           |
|                               | 2/28/2017    | R02171393            | 91127       | 3/9/2017     | CYLINDER RENTAL                          | 10-008-56600 | Oxygen & Gases-Mater                               | \$45.50           |
|                               | 2/28/2017    | R02171394            | 91127       | 3/9/2017     | CYLINDER RENTAL                          | 10-008-56600 | Oxygen & Gases-Mater                               | \$109.20          |
|                               | 2/28/2017    | R02171395            | 91127       | 3/9/2017     | CYLINDER RENTAL                          | 10-008-56600 | Oxygen & Gases-Mater                               | \$123.75          |
|                               | 2/28/2017    | R02171396            | 91127       | 3/9/2017     | CYLINDER RENTAL                          | 10-008-56600 | Oxygen & Gases-Mater                               | \$18.20           |
|                               | 2/28/2017    | R02172076            | 91127       | 3/9/2017     | CYLINDER RENTAL                          | 10-008-56600 | Oxygen & Gases-Mater                               | \$873.90          |
|                               |              |                      |             |              |  |              | <b>Totals for CONROE WELDING SUPPLY, INC.:</b>     | <b>\$6,716.08</b> |
| CONSOLIDATED COMMUNICATIONS-I | 2/1/2017     | 06060MCD-S-17032     | 90767       | 2/16/2017    | ACCT# 210 9MC-DSM3 MCD 02/01/17- 2/28/17 | 10-015-58310 | Telephones-Service-Information Technolog           | \$177.53          |
|                               |              |                      |             |              |  |              | <b>Totals for CONSOLIDATED COMMUNICATIONS-LUF:</b> | <b>\$177.53</b>   |
| CONSOLIDATED COMMUNICATIONS-L | 2/1/2017     | 93653992720 02/01/17 | 90680       | 2/8/2017     | MCHD/PHEP 02/01/17-02/28/17              | 10-015-58310 | Telephones-Service-Information Technolog           | \$36.04           |
|                               | 2/11/2017    | 9360434556 02/11/17  | 90901       | 2/22/2017    | STATION 43 02/11/17-03/10/17             | 10-015-58310 | Telephones-Service-Information Technolog           | \$182.27          |
|                               | 2/16/2017    | 0009600539 02/16/17  | 90999       | 3/1/2017     | MCHD CAMPUS 02/16/17-03/15/17            | 10-015-58310 | Telephones-Service-Information Technolog           | \$286.27          |
|                               | 2/16/2017    | 0009600146 02/16/17  | 91000       | 3/1/2017     | MCHD CAMPUS 02/16/17-03/15/17            | 10-015-58310 | Telephones-Service-Information Technolog           | \$591.36          |
|                               | 2/21/2017    | 9365391160 02/21/17  | 90962       | 3/1/2017     | MCHD CAMPUS 02/21/17-03/20/17            | 10-015-58310 | Telephones-Service-Information Technolog           | \$6,983.93        |
|                               |              |                      |             |              |  | 10-015-58320 | Telephones - Long Distance-Information T           | \$809.86          |
|                               | 2/21/2017    | 9365393450 02/21/17  | 90963       | 3/1/2017     | MCHD CAMPUS 02/21/17-03/20/17            | 10-015-58310 | Telephones-Service-Information Technolog           | \$160.60          |
|                               |              |                      |             |              |  | 10-015-58320 | Telephones - Long Distance-Information T           | \$6.30            |
|                               |              |                      |             |              |  |              | <b>Totals for CONSOLIDATED COMMUNICATIONS-TXU:</b> | <b>\$9,056.63</b> |
| CONTINUING EDUCATION          | 2/6/2017     | 7809 02/06/17 275.00 | 2554        | 2/20/2017    | GATHERING OF EAGLES CONFERENCE           | 10-009-53150 | Conferences - Fees, Travel, & Meals-Dept           | \$275.00          |
|                               | 2/6/2017     | 7809 02/06/17 230.00 | 2554        | 2/20/2017    | GATHERING O F EAGLES CONFERENCE          | 10-009-53150 | Conferences - Fees, Travel, & Meals-Dept           | \$230.00          |

**Montgomery County Hospital District**  
**Invoice Expense Allocation Report**  
 Board Meeting 03/28/17- Paid Invoices

| Vendor Name                    | Invoice Date | Invoice No.       | Payment No. | Payment Date | Invoice Description                                | Account No.  | Account Description                                | Amount     |
|--------------------------------|--------------|-------------------|-------------|--------------|--|--------------|--|------------|
|                                | 2/6/2017     | 7809 02/06 275.00 | 2554        | 2/20/2017    | GATHERING OF EAGLES CONFERENCE                     | 10-009-53150 | Conferences - Fees, Travel, & Meals-Dept           | \$275.00   |
|                                |              |                   |             |              |  |              | Totals for CONTINUING EDUCATION:                   | \$780.00   |
| COOLEY, CAMERON                | 2/28/2017    | COO022817         | 90964       | 3/1/2017     | EVT CONFERENCE & TESTING 03/12/17-03/17/17         | 10-000-14900 | Prepaid Expenses-BS                                | \$324.50   |
|                                |              |                   |             |              |  |              | Totals for COOLEY, CAMERON:                        | \$324.50   |
| COOPER, JOSHUA                 | 2/21/2017    | COO022117         | 90902       | 2/22/2017    | MILEAGE REIMBURSEMENT 01/03/17-02/16/17            | 10-007-56200 | Mileage Reimbursements-EMS                         | \$86.24    |
|                                |              |                   |             |              |  |              | Totals for COOPER, JOSHUA:                         | \$86.24    |
| CORE IMAGE GROUP (OLD ARMY SPI | 2/1/2017     | CIG-139944        | 90965       | 3/1/2017     | UNIFORMS/POLY T SHIRTS                             | 10-008-58700 | Uniforms-Matls. Mgmt.                              | \$1,953.05 |
|                                |              |                   |             |              |  |              | Totals for CORE IMAGE GROUP (OLD ARMY SPIRIT CO.): | \$1,953.05 |
| CROCKER, KEVIN JAMES           | 2/8/2017     | CRO020817         | 90744       | 2/16/2017    | PRACTICAL IMPROVEMENT CERTIFICATE COURSE/REIMB     | 10-009-58500 | Training/Related Expenses-CE-OMD                   | \$99.00    |
|                                | 2/8/2017     | CRO020917         | 90744       | 2/16/2017    | PER DIEM/GATHERING OF THE EAGLES 02/16/17-02/19/17 | 10-009-53150 | Conferences - Fees, Travel, & Meals-Dept           | \$192.00   |
|                                |              |                   |             |              |  |              | Totals for CROCKER, KEVIN JAMES:                   | \$291.00   |
| CROWN PAPER AND CHEMICAL       | 2/2/2017     | 100617 B/O        | 90768       | 2/16/2017    | STATION SUPPLIES                                   | 10-008-57900 | Station Supplies-Mater                             | \$23.07    |
|                                | 2/14/2017    | 100951            | 90966       | 3/1/2017     | STATION SUPPLIES                                   | 10-008-57900 | Station Supplies-Mater                             | \$15.90    |
|                                | 2/6/2017     | 100710            | 91088       | 3/9/2017     | STATION SUPPLIES                                   | 10-008-57900 | Station Supplies-Mater                             | \$205.42   |
|                                | 2/28/2017    | 101356            | 91175       | 3/16/2017    | STATION SUPPLIES                                   | 10-008-57900 | Station Supplies-Mater                             | \$65.82    |
|                                | 2/21/2017    | 101152            | 91088       | 3/9/2017     | STATION SUPPLIES                                   | 10-008-57900 | Station Supplies-Mater                             | \$182.70   |
|                                |              |                   |             |              |  |              | Totals for CROWN PAPER AND CHEMICAL:               | \$492.91   |
| CUMMINS SOUTHERN PLAINS, LTD.  | 2/1/2017     | 012-69983         | 90967       | 3/1/2017     | MODLON GATEWAY KIT                                 | 10-004-55650 | Maintenance-Contract Equipment-Radio               | \$3,364.34 |
|                                | 2/1/2017     | 012-69467         | 90967       | 3/1/2017     | FULL SERVICE UNIT/PLANNED MAINTENANCE              | 10-016-55650 | Maintenance-Contract Equipment-Facil               | \$688.00   |
|                                | 2/1/2017     | 012-69465         | 90967       | 3/1/2017     | FULL SERVICE UNIT/PLANNED MAINTENANCE              | 10-016-55650 | Maintenance-Contract Equipment-Facil               | \$688.00   |
|                                | 2/1/2017     | 012-69464         | 90967       | 3/1/2017     | FULL SERVICE UNIT/PLANNED MAINTENANCE              | 10-016-55650 | Maintenance-Contract Equipment-Facil               | \$516.00   |
|                                | 2/1/2017     | 012-69462         | 90967       | 3/1/2017     | FULL SERVICE UNIT/PLANNED MAINTENANCE              | 10-016-55650 | Maintenance-Contract Equipment-Facil               | \$1,223.00 |
|                                | 2/1/2017     | 012-69463         | 90967       | 3/1/2017     | FULL SERVICE UNIT/PLANNED MAINTENANCE              | 10-016-55650 | Maintenance-Contract Equipment-Facil               | \$1,223.00 |
|                                | 2/1/2017     | 012-69466         | 90967       | 3/1/2017     | FULL SERVICE UNIT/PLANNED MAINTENANCE              | 10-016-55650 | Maintenance-Contract Equipment-Facil               | \$702.00   |
|                                |              |                   |             |              |  |              | Totals for CUMMINS SOUTHERN PLAINS, LTD.:          | \$8,404.34 |
| CWS PROPANE, LLC               | 2/1/2017     | 97547             | 90770       | 2/16/2017    | PROPANE REFILL SPLENDORA TOWER                     | 10-004-54725 | Fuel - Non-Auto-Radio                              | \$1,675.00 |
|                                |              |                   |             |              |  |              | Totals for CWS PROPANE, LLC:                       | \$1,675.00 |
| DAILEY WELLS COMMUNICATION     | 2/9/2017     | 00059699          | 91001       | 3/1/2017     | RADIO REPAIR S/N A40121002A23                      | 10-004-57200 | Radio Repairs - Outsourced (Depot)-Radio           | \$130.00   |
|                                | 2/9/2017     | 00059698          | 91001       | 3/1/2017     | RADIO REPAIR S/N A40121002BCC                      | 10-004-57200 | Radio Repairs - Outsourced (Depot)-Radio           | \$250.00   |
|                                | 2/10/2017    | 00059700          | 91001       | 3/1/2017     | RADIO REPAIR S/N A401210011FA                      | 10-004-57200 | Radio Repairs - Outsourced (Depot)-Radio           | \$268.75   |
|                                |              |                   |             |              |  |              | Totals for DAILEY WELLS COMMUNICATION:             | \$648.75   |
| DANIEL, DONNA                  | 2/21/2017    | DAN022117         | 90904       | 2/22/2017    | EXPENSE REIMBURSEMENT - LASERFICHE CONFERENCE      | 10-026-53150 | Conferences - Fees, Travel, & Meals-Reco           | \$84.75    |
|                                |              |                   |             |              |  |              | Totals for DANIEL, DONNA:                          | \$84.75    |
| DEMONTROND                     | 2/14/2017    | CM183111          |             |              | CORE RETURN  | 10-010-59050 | Vehicle-Parts-Fleet                                | (\$40.00)  |
|                                | 2/17/2017    | CM180702          |             |              | CORE RETURN  | 10-010-59050 | Vehicle-Parts-Fleet                                | (\$360.00) |

**Montgomery County Hospital District**  
**Invoice Expense Allocation Report**  
 Board Meeting 03/28/17- Paid Invoices

| Vendor Name                     | Invoice Date | Invoice No.           | Payment No. | Payment Date | Invoice Description                            | Account No.  | Account Description  | Amount             |
|---------------------------------|--------------|-----------------------|-------------|--------------|--|--------------|--|--------------------|
|                                 | 2/17/2017    | CM187441              |             |              | CORE RETURN                                    | 10-010-59050 | Vehicle-Parts-Fleet  | (\$240.00)         |
|                                 | 2/17/2017    | CM187262              |             |              | CORE RETURN                                    | 10-010-59050 | Vehicle-Parts-Fleet  | (\$240.00)         |
|                                 | 2/17/2017    | CM188004              |             |              | CORE RETURN                                    | 10-010-59050 | Vehicle-Parts-Fleet  | (\$240.00)         |
|                                 | 2/22/2017    | CM51578               |             |              | CORE RETURN                                    | 10-010-59050 | Vehicle-Parts-Fleet  | (\$40.00)          |
|                                 | 2/22/2017    | CM187113              |             |              | CORE RETURN                                    | 10-010-59050 | Vehicle-Parts-Fleet  | (\$240.00)         |
|                                 | 2/8/2017     | 187838                | 90905       | 2/22/2017    | VEHICLE PARTS                                  | 10-010-59050 | Vehicle-Parts-Fleet  | \$1,277.91         |
|                                 | 2/9/2017     | 187808                | 90905       | 2/22/2017    | VEHICLE PARTS                                  | 10-010-59050 | Vehicle-Parts-Fleet  | \$982.03           |
|                                 | 2/7/2017     | 187726                | 90905       | 2/22/2017    | VEHICLE PARTS                                  | 10-010-59050 | Vehicle-Parts-Fleet  | \$412.94           |
|                                 | 2/2/2017     | 187577                | 90771       | 2/16/2017    | VEHICLE PARTS                                  | 10-010-59050 | Vehicle-Parts-Fleet  | \$2,007.67         |
|                                 | 2/9/2017     | 187878                | 90905       | 2/22/2017    | VEHICLE PARTS                                  | 10-010-59050 | Vehicle-Parts-Fleet  | \$412.94           |
|                                 | 2/13/2017    | 188004                | 90968       | 3/1/2017     | VEHICLE PARTS                                  | 10-010-59050 | Vehicle-Parts-Fleet  | \$1,999.51         |
|                                 | 2/14/2017    | 187863                | 90905       | 2/22/2017    | VEHICLE PARTS                                  | 10-010-59050 | Vehicle-Parts-Fleet  | \$1,890.90         |
|                                 | 2/24/2017    | 188510                | 91090       | 3/9/2017     | VEHICLE PARTS                                  | 10-010-59050 | Vehicle-Parts-Fleet  | \$129.69           |
|                                 | 2/14/2017    | 188075                | 91090       | 3/9/2017     | VEHICLE PARTS                                  | 10-010-59050 | Vehicle-Parts-Fleet  | \$1,601.60         |
|                                 | 2/14/2017    | 188057                | 91090       | 3/9/2017     | VEHICLE PARTS                                  | 10-010-59050 | Vehicle-Parts-Fleet  | \$216.52           |
|                                 | 2/17/2017    | 188195                | 91090       | 3/9/2017     | VEHICLE PARTS                                  | 10-010-52000 | Accident Repair-Fleet  | \$3.30             |
|                                 | 2/22/2017    | 188283                | 91091       | 3/9/2017     | VEHICLE PARTS                                  | 10-010-59050 | Vehicle-Parts-Fleet  | \$1,784.88         |
|                                 |              |                       |             |              |  | 10-010-56400 | Oil & Lubricants-Fleet   | \$192.30           |
|                                 | 2/24/2017    | 188447                | 91091       | 3/9/2017     | VEHICLE PARTS                                  | 10-010-59050 | Vehicle-Parts-Fleet  | \$3,580.08         |
|                                 | 2/25/2017    | 188511                | 91091       | 3/9/2017     | VEHICLE PARTS                                  | 10-010-59050 | Vehicle-Parts-Fleet  | \$655.50           |
|                                 | 2/23/2017    | 188444                | 91091       | 3/9/2017     | VEHICLE PARTS                                  | 10-010-59050 | Vehicle-Parts-Fleet  | \$238.11           |
|                                 | 2/25/2017    | 188470                | 91091       | 3/9/2017     | VEHICLE PARTS                                  | 10-010-59050 | Vehicle-Parts-Fleet  | \$46.54            |
|                                 |              |                       |             |              |  |              | <b>Totals for DEMONTROND:</b>                                  | <b>\$16,032.42</b> |
| DEPARTMENT OF STATE HEALTH SE   | 2/6/2017     | 6430 02/06/17 96.00   | 2555        | 2/20/2017    | CERTIFICATION RENEWAL                          | 10-009-52700 | Business Licenses-OMD  | \$96.00            |
|                                 | 2/6/2017     | 6430 02/06/17 224.00  | 2555        | 2/20/2017    | CERTIFICATION RENEWAL                          | 10-009-52700 | Business Licenses-OMD  | \$224.00           |
|                                 | 2/6/2017     | 6430 02/06/17 126.00  | 2555        | 2/20/2017    | CERTIFICATION RENEWAL                          | 10-009-52700 | Business Licenses-OMD  | \$126.00           |
|                                 |              |                       |             |              |  |              | <b>Totals for DEPARTMENT OF STATE HEALTH SERVICE (149347):</b> | <b>\$446.00</b>    |
| DICKSON, ROBERT DR. (MEDICAL DI | 2/15/2017    | DIC021517             | 90772       | 2/16/2017    | GATHERING OF EAGLES REGISTRATION REIMBURSEMENT | 10-009-53150 | Conferences - Fees, Travel, & Meals-Dept                       | \$350.00           |
|                                 |              |                       |             |              |  |              | <b>Totals for DICKSON, ROBERT DR. (MEDICAL DIRECTOR):</b>      | <b>\$350.00</b>    |
| DIRECTV                         | 2/6/2017     | 1754 02/06/17 53.97   | 2556        | 2/20/2017    | ACCT# 26363325 STATION 45                      | 10-016-58800 | Utilities-Facil  | \$53.97            |
|                                 | 2/6/2017     | 1754 02/06/17 51.55   | 2557        | 2/20/2017    | ACCT# 7003034 MONT CONSTABLE                   | 10-016-58800 | Utilities-Facil  | \$51.55            |
|                                 | 2/6/2017     | 1754 02/06/17 47.61   | 2558        | 2/20/2017    | ACCT# 007637939/STATION 44 01/22/17-02/21/17   | 10-016-58800 | Utilities-Facil  | \$47.61            |
|                                 | 2/6/2017     | 1754 02/06/17 40.00   | 2559        | 2/20/2017    | ACCT# 022828155/STATOPM 43 01/28/17-02/27/17   | 10-016-58800 | Utilities-Facil  | \$40.00            |
|                                 | 2/6/2017     | 1754 02/06/17 29.37   | 2560        | 2/20/2017    | ACCT# 002444813/STATION 14 01/23/17-02/22/17   | 10-016-58800 | Utilities-Facil  | \$29.37            |
|                                 | 2/6/2017     | 1754 02/06/17 27.29   | 2561        | 2/20/2017    | ACCT# 26721655 STATION 32                      | 10-016-58800 | Utilities-Facil  | \$57.29            |
|                                 | 2/6/2017     | 1754 02/06/17 1364.9  | 2562        | 2/20/2017    | ACCT# 35677337/MCHD 01/21/17-02/20/17          | 10-016-58800 | Utilities-Facil  | \$1,364.99         |
|                                 | 2/6/2017     | 1754 02/06/17 135.68  | 2563        | 2/20/2017    | ACCT# 28100681/STATION 30 01/24/17-02/23/17    | 10-016-58800 | Utilities-Facil  | \$135.68           |
|                                 | 2/6/2017     | 1754 02/06/17 123.98  | 2564        | 2/20/2017    | ACCT# 052835057 STATION 40                     | 10-016-58800 | Utilities-Facil  | \$123.98           |
|                                 | 2/6/2017     | 1754 02/06/17 \$59.97 | 2565        | 2/20/2017    | ACCT# 7780873 STATION 31                       | 10-016-58800 | Utilities-Facil  | \$59.97            |
|                                 | 2/6/2017     | 1754 02/06 123.98.2   | 2566        | 2/20/2017    | ACCT# 59502753 STATION 20                      | 10-016-58800 | Utilities-Facil  | \$123.98           |
|                                 | 2/6/2017     | 1754 02/06 123.98.3   | 2567        | 2/20/2017    | ACCT# 53487253 STATION 10                      | 10-016-58800 | Utilities-Facil  | \$123.98           |
|                                 |              |                       |             |              |  |              | <b>Totals for DIRECTV:</b>                                     | <b>\$2,212.37</b>  |

**Montgomery County Hospital District  
Invoice Expense Allocation Report  
Board Meeting 03/28/17- Paid Invoices**

| Vendor Name                                    | Invoice Date         | Invoice No.          | Payment No. | Payment Date                         | Invoice Description                               | Account No.                        | Account Description                                | Amount                                    |                     |           |  |                            |                 |                                    |
|--|----------------------|----------------------|-------------|--------------------------------------|---|------------------------------------|--|---|---------------------|-----------|--|----------------------------|-----------------|------------------------------------|
| DOMINO'S PIZZA                                 | 2/6/2017             | 0974 02/06/17 99.94  | 2568        | 2/20/2017                            | EMPLOYEE APPRECIATION LUNCH/MM                    | 10-008-54450                       | Employee Recognition-Matls. Mgmt.                  | \$99.94                                   |                     |           |  |                            |                 |                                    |
|  |                      |                      |             |                                      |   |                                    | Totals for DOMINO'S PIZZA:                         | \$99.94                                   |                     |           |  |                            |                 |                                    |
| EMERGENT/NEXT LIFE MEDICAL CC                  | 2/20/2017            | 35001378             | 91092       | 3/9/2017                             | CPAP RECAL WITH CPAP LOANER/PO 41416              | 10-008-57650                       | Repair-Equipment-Matls. Mgmt.                      | \$100.00                                  |                     |           |  |                            |                 |                                    |
|  |                      |                      |             |                                      |   |                                    | Totals for EMERGENT/NEXT LIFE MEDICAL CORPORATION: | \$100.00                                  |                     |           |  |                            |                 |                                    |
| EMS SURVEY TEAM                                | 2/10/2017            | 1860                 | 91003       | 3/1/2017                             | INDIVIDUAL SURVEY MAILING & PROCESSING FEES 01/17 | 10-009-53550                       | Customer Relations-OMD                             | \$2,637.70                                |                     |           |  |                            |                 |                                    |
|  |                      |                      |             |                                      |   |                                    | Totals for EMS SURVEY TEAM:                        | \$2,637.70                                |                     |           |  |                            |                 |                                    |
| ENTERGY TEXAS, LLC                             | 2/8/2017             | 30005448041 02/08/17 | 90774       | 2/16/2017                            | ACCT# 142327881 STATION 32 12/31/16-01/28/17      | 10-016-58800                       | Utilities-Facil                                    | \$678.23                                  |                     |           |  |                            |                 |                                    |
|  |                      |                      |             |                                      |   |                                    | 2/9/2017   | 2015976162                                | 90775               | 2/16/2017 | ACCT# 136555422/MCHD CAMPUS 12/27/16-01/27/17  | 10-016-58800               | Utilities-Facil | \$12,852.04                        |
|  |                      |                      |             |                                      |   |                                    | 2/10/2017  | 30005451823                               | 90776               | 2/16/2017 | ACCT# 134647247/STATION 14 12/31/16-02/01/17   | 10-016-58800               | Utilities-Facil | \$176.66                           |
|  |                      |                      |             |                                      |   |                                    | 2/6/2017   | 1754 02/06/17 755.49                      | 2646                | 2/20/2017 | ACCT# 0003707796 GRANGERLAND 11/15/16-12/15/16 | 10-004-58800               | Utilities-Radio | \$755.49                           |
|  |                      |                      |             |                                      |   |                                    | 2/20/2017  | 145004480423                              | 91004               | 3/1/2017  | STATION 43 01/19/17-02/16/17                   | 10-016-58800               | Utilities-Facil | \$719.69                           |
|  |                      |                      |             |                                      |   |                                    | 2/21/2017  | 210003382555                              | 91005               | 3/1/2017  | STATION 44 01/18/17-02/16/17                   | 10-016-58800               | Utilities-Facil | \$96.93                            |
|  |                      |                      |             |                                      |   |                                    | 2/22/2017  | 450002015628                              | 91006               | 3/1/2017  | GRANGERLAND TOWER 01/21/17-02/18/17            | 10-004-58800               | Utilities-Radio | \$771.26                           |
|  |                      |                      |             |                                      |   |                                    | 2/21/2017  | 400001797135                              | 91007               | 3/1/2017  | THOMPSON RD TOWER 01/12/17-02/10/17            | 10-004-58800               | Utilities-Radio | \$643.08                           |
|  |                      |                      |             |                                      |   |                                    | 2/16/2017  | 55004734472                               | 91008               | 3/1/2017  | SPLENDORA TOWER 01/13/17 - 02/13/17            | 10-004-58800               | Utilities-Radio | \$522.36                           |
|  |                      |                      |             |                                      |   |                                    | 2/16/2017  | 195004512260                              | 91009               | 3/1/2017  | STATION 31 01/13/17 - 02/13/17                 | 10-016-58800               | Utilities-Facil | \$431.52                           |
|  |                      |                      |             |                                      |   |                                    | 2/21/2017  | 170003690020                              | 90969               | 3/1/2017  | STATION 20 01/06/17-02/04/17                   | 10-016-58800               | Utilities-Facil | \$749.23                           |
|  |                      |                      |             |                                      |   |                                    | 2/21/2017  | 355003307750                              | 90970               | 3/1/2017  | STATION 30 01/11/2017-02/10/2017               | 10-016-58800               | Utilities-Facil | \$745.53                           |
|  |                      |                      |             |                                      |   |                                    | 2/20/2017  | 130003689514                              | 90971               | 3/1/2017  | STATION 43 01/15/2017-02/16/2017               | 10-016-58800               | Utilities-Facil | \$286.62                           |
|  |                      |                      |             |                                      |   |                                    | 2/27/2017  | 230003475129                              | 91093               | 3/9/2017  | ROBINSON RD TOWER 01/28/17-02/27/17            | 10-004-58800               | Utilities-Radio | \$491.81                           |
|  |                      |                      |             |                                      |   |                                    | 2/27/2017  | 30005476730                               | 91094               | 3/9/2017  | ROBINSON RD TOWER 01/28/17-02/27/17            | 10-004-58800               | Utilities-Radio | \$38.15                            |
|  |                      |                      |             |                                      |   |                                    | Totals for ENTERGY TEXAS, LLC:                     |   |                     |           |  |                            |                 | \$19,958.60                        |
|  |                      |                      |             |                                      |   |                                    | EVT CERTIFICATION COMMISSION, I                    | 2/6/2017                                  | 4549 02/06/17 60.00 | 2569      | 2/20/2017                                      | EVT RECERT FOR HOWARD TUTT | 10-010-58500    | Training/Related Expenses-CE-Fleet |
| 2/6/2017                                       | 4549 02/06/17 6.00   | 2569                 | 2/20/2017   | EVT RECERT FOR KEVIN LEE             | 10-010-58500                                      | Training/Related Expenses-CE-Fleet |  |   |                     |           |  |                            |                 | \$60.00                            |
| 2/6/2017                                       | 4549 02/06/17 120000 | 2569                 | 2/20/2017   | EVT CERTIFICATION FOR CAMERON COOLEY | 10-010-58500                                      | Training/Related Expenses-CE-Fleet |  |   |                     |           |  |                            |                 | \$120.00                           |
| 2/6/2017                                       | 4549 02/06/17 100.00 | 2569                 | 2/20/2017   | EVT CERTIFICATION FOR ALBERT LEDWIG  | 10-010-58500                                      | Training/Related Expenses-CE-Fleet |  |   |                     |           |  |                            |                 | \$100.00                           |
| 2/6/2017                                       | 4549 02/06 100.00    | 2569                 | 2/20/2017   | EVT CERTIFICATION FOR JEREMY MCMINN  | 10-010-58500                                      | Training/Related Expenses-CE-Fleet |  |   |                     |           |  |                            |                 | \$100.00                           |
| Totals for EVT CERTIFICATION COMMISSION, INC.: |                      |                      |             |                                      |   |                                    | \$440.00   |   |                     |           |  |                            |                 |                                    |
| EXPEDIA  | 2/6/2017             | 7809 02/06/17 2815.9 |             |                                      | CREDIT  | 10-007-53150                       | Conferences - Fees, Travel, & Meals-EMS            | (\$1,927.82)                              |                     |           |  |                            |                 |                                    |
|  |                      |                      |             |                                      |   |                                    | 10-015-53150                                       | Conferences - Fees, Travel, & Meals-Infor | (\$296.05)          |           |  |                            |                 |                                    |
|  |                      |                      |             |                                      |   |                                    | 10-001-53150                                       | Conferences - Fees, Travel, & Meals-Admi  | (\$592.10)          |           |  |                            |                 |                                    |
|  |                      |                      |             |                                      |   |                                    | 10-009-53150                                       | Conferences - Fees, Travel, & Meals-Dept  | \$1,966.15          |           |  |                            |                 |                                    |
|  |                      |                      |             |                                      |   |                                    | 10-007-53150                                       | Conferences - Fees, Travel, & Meals-EMS   | \$1,927.82          |           |  |                            |                 |                                    |
|  |                      |                      |             |                                      |   |                                    | 10-001-53150                                       | Conferences - Fees, Travel, & Meals-Admi  | \$1,165.48          |           |  |                            |                 |                                    |
| Totals for EXPEDIA:                            |                      |                      |             |                                      |   |                                    | \$2,243.48   |   |                     |           |  |                            |                 |                                    |
| FAST SIGNS                                     | 2/1/2017             | 326-53711            | 91095       | 3/9/2017                             | DIGITAL PRINT POSTER 36X48                        | 10-009-52600                       | Books/Materials-OMD                                | \$93.96                                   |                     |           |  |                            |                 |                                    |
|  |                      |                      |             |                                      |   |                                    | Totals for FAST SIGNS:                             | \$93.96                                   |                     |           |  |                            |                 |                                    |
| FEDERAL EXPRESS (POB 660481)                   | 2/6/2017             | 1754 02/06/17 55.91  | 2571        | 2/20/2017                            | ACCT# 2319-6903-9                                 | 10-008-56900                       | Postage-Meter                                      | \$55.91                                   |                     |           |  |                            |                 |                                    |
|  |                      |                      |             |                                      |   |                                    | Totals for FEDERAL EXPRESS (POB 660481):           | \$55.91                                   |                     |           |  |                            |                 |                                    |

**Montgomery County Hospital District**  
**Invoice Expense Allocation Report**  
 Board Meeting 03/28/17- Paid Invoices

| Vendor Name   | Invoice Date | Invoice No.         | Payment No. | Payment Date        | Invoice Description                           | Account No.                    | Account Description                       | Amount               |          |                                |   |                                |  |                     |        |           |   |                                  |  |                                |
|---|--------------|---------------------|-------------|---------------------|---|--------------------------------|---|----------------------|----------|--------------------------------|---|--------------------------------|--|---------------------|--------|-----------|---|----------------------------------|--|--------------------------------|
| FERNO - WASHINGTON                                  | 2/8/2017     | 804119              | 90972       | 3/1/2017            | MEDICAL SUPPLIES                              | 10-008-54200                   | Durable Medical Equipment-Mater           | \$993.44             |          |                                |   |                                |  |                     |        |           |   |                                  |  |                                |
|   |              |                     |             |                     |   |                                | Totals for FERNO - WASHINGTON:            | \$993.44             |          |                                |   |                                |  |                     |        |           |   |                                  |  |                                |
| FIORETTI, JOSEPH                                    | 2/23/2017    | FIO022317           | 90947       | 2/23/2017           | MONIES OWED TO EMPLOYEE                       | 10-000-21400                   | Accrued Payroll-BS                        | \$1,290.80           |          |                                |   |                                |  |                     |        |           |   |                                  |  |                                |
|   |              |                     |             |                     |   |                                | Totals for FIORETTI, JOSEPH:              | \$1,290.80           |          |                                |   |                                |  |                     |        |           |   |                                  |  |                                |
| FIREFIGHTER SAFETY CENTER                           | 2/1/2017     | 26374               | 90777       | 2/16/2017           | UNIFORMS/BOOTS                                | 10-008-58700                   | Uniforms-Matls. Mgmt.                     | \$400.50             |          |                                |   |                                |  |                     |        |           |   |                                  |  |                                |
|   |              |                     |             |                     |   |                                | Totals for FIREFIGHTER SAFETY CENTER:     | \$400.50             |          |                                |   |                                |  |                     |        |           |   |                                  |  |                                |
| FORD AUDIO-VIDEO SYSTEMS, LLC                       | 2/1/2017     | N91414              | 90973       | 3/1/2017            | REPLACEMENT OF BOARD ROOM MICS                | 10-015-57750                   | Small Equipment & Furniture-Information   | \$3,199.00           |          |                                |   |                                |  |                     |        |           |   |                                  |  |                                |
|   |              |                     |             |                     |   |                                | Totals for FORD AUDIO-VIDEO SYSTEMS, LLC: | \$3,199.00           |          |                                |   |                                |  |                     |        |           |   |                                  |  |                                |
| FORMSTACK   | 2/6/2017     | 0974 02/06/17 99.00 | 2572        | 2/20/2017           | EMS MONTHLY FEE                               | 10-007-58500                   | Training/Related Expenses-CE-EMS          | \$99.00              |          |                                |   |                                |  |                     |        |           |   |                                  |  |                                |
|   |              |                     |             |                     |   |                                | 2/6/2017                                  | 0974 02/06/17 894.18 | 2572     | 2/20/2017                      | EMS ANNUAL FEE                                | 10-007-58500                   | Training/Related Expenses-CE-EMS       | \$894.18            |        |           |   |                                  |  |                                |
|   |              |                     |             |                     |   |                                |   |                      |          |                                |   |                                | Totals for FORMSTACK:                  | \$993.18            |        |           |   |                                  |  |                                |
| FRAZER, LTD.  | 2/17/2017    | 59987               | 91096       | 3/9/2017            | 20X18 RETURN AIR, FILTER VENT                 | 10-010-59050                   | Vehicle-Parts-Fleet                       | \$38.32              |          |                                |   |                                |  |                     |        |           |   |                                  |  |                                |
|   |              |                     |             |                     |   |                                | 2/17/2017                                 | 59997                | 91096    | 3/9/2017                       | TRIM OUTSIDE CORNER                           | 10-010-59050                   | Vehicle-Parts-Fleet                    | \$52.74             |        |           |   |                                  |  |                                |
|   |              |                     |             |                     |   |                                |   |                      |          |                                |   |                                | Totals for FRAZER, LTD.:               | \$91.06             |        |           |   |                                  |  |                                |
| FTD/AMERINET  | 2/6/2017     | 7809 02/06/17 62.62 |             |                     | CREDIT  | 10-025-54350                   | Employee Health\Wellness-Human            | (\$62.62)            |          |                                |   |                                |  |                     |        |           |   |                                  |  |                                |
|   |              |                     |             |                     |   |                                | 2/6/2017                                  | 0974 02/06/17 62.62  |          | 2/20/2017                      | FTD/ORDER CANCELED                            | 10-025-54350                   | Employee Health\Wellness-Human         | \$62.62             |        |           |   |                                  |  |                                |
|   |              |                     |             |                     |   |                                |   |                      |          |                                |   |                                | 2/6/2017                               | 6006 02/06/17 62.62 | 2573   | 2/20/2017 | FLOWERS                                       | 10-025-54350                     | Employee Health\Wellness-Human         | \$62.62                        |
|   |              |                     |             |                     |   |                                | Totals for FTD/AMERINET:                  | \$62.62              |          |                                |   |                                |  |                     |        |           |   |                                  |  |                                |
| G & K SERVICES                                      | 2/6/2017     | 1165769104          | 90906       | 2/22/2017           | LAUNDRY CUSTOMER# 11422-01/AGREEMENT # 195443 | 10-010-55100                   | Laundry Service & Purchase-Fleet          | \$40.00              |          |                                |   |                                |  |                     |        |           |   |                                  |  |                                |
|   |              |                     |             |                     |   |                                | 2/13/2017                                 | 1165775250           | 90974    | 3/1/2017                       | LAUNDRY CUSTOMER # 54951-01 AGREEMENT# 981771 | 10-010-55100                   | Laundry Service & Purchase-Fleet       | \$63.89             |        |           |   |                                  |  |                                |
|   |              |                     |             |                     |   |                                |   |                      |          |                                |   |                                | 2/13/2017                              | 1165775249          | 90974  | 3/1/2017  | LAUNDRY CUSTOMER# 11422-01/AGREEMENT # 195443 | 10-010-55100                     | Laundry Service & Purchase-Fleet       | \$40.00                        |
|   |              |                     |             |                     |   |                                |   |                      |          |                                |   |                                |  |                     |        |           |   |                                  | 2/20/2017                              | 1165781401                     |
|   |              |                     |             |                     |   |                                |   |                      |          |                                |   |                                | 2/20/2017                              | 1165781402          | 91097  | 3/9/2017  | LAUNDRY CUSTOMER # 54951-01 AGREEMENT# 981771 | 10-010-55100                     |  |                                |
|   |              |                     |             |                     |   |                                |   |                      |          |                                |   |                                |  |                     |        |           |   |                                  | 2/1/2017                               | 1165713845                     |
|   |              |                     |             |                     |   |                                |   |                      |          |                                |   |                                | 2/1/2017                               | 1165750695          | 91097  | 3/9/2017  | LAUNDRY CUSTOMER # 54951-01 AGREEMENT# 981771 | 10-010-55100                     |  |                                |
|   |              |                     |             |                     |   |                                |   |                      |          |                                |   |                                |  |                     |        |           |   |                                  | Totals for G & K SERVICES:             | \$351.67                       |
|   |              |                     |             |                     |   |                                |   |                      |          |                                |   |                                | GLASS AND MIRROR OF THE WOODL          | 2/24/2017           | 079075 | 91098     | 3/9/2017                                      | DOMESTIC WINDSHIELD VIN FG586232 | 10-010-59000                           | Vehicle-Outside Services-Fleet |
| 2/27/2017   | 079085       | 91187               | 3/16/2017   | DOMESTIC WINDSHIELD | 10-010-59000                                  | Vehicle-Outside Services-Fleet | \$189.00                                  |                      |          |                                |   |                                |  |                     |        |           |   |                                  |  |                                |
|   |              |                     |             |                     |   | 2/22/2017                      | 079049                                    | 91098                | 3/9/2017 | DOM W/S GREE T/BLUE SH MOLDING | 10-010-59000                                  | Vehicle-Outside Services-Fleet |  |                     |        |           |   |                                  |  | \$224.00                       |
| Totals for GLASS AND MIRROR OF THE WOODLANDS, INC.: | \$602.00     |                     |             |                     |   |                                |   |                      |          |                                |   |                                |  |                     |        |           |   |                                  |  |                                |
| GRAINGER  | 2/8/2017     | 9354508260          | 90907       | 2/22/2017           | SHELFS/BINS                                   | 10-008-57750                   | Small Equipment & Furniture-Matls. Mgm    | \$815.00             |          |                                |   |                                |  |                     |        |           |   |                                  |  |                                |
|   |              |                     |             |                     |   |                                | 2/9/2017                                  | 9355900359           | 90907    | 2/22/2017                      | SHELF BINS                                    | 10-008-57750                   | Small Equipment & Furniture-Matls. Mgm | \$27.48             |        |           |   |                                  |  |                                |
|   |              |                     |             |                     |   |                                |   |                      |          |                                |   |                                | 2/20/2017                              | 9366231125          | 91208  | 3/16/2017 | AKRO-MIL SHELF BINS                           | 10-008-57750                     | Small Equipment & Furniture-Matls. Mgm | \$79.56                        |
|   |              |                     |             |                     |   |                                | 2/8/2017                                  | 9354816507           | 90907    | 2/22/2017                      | SHELF BINS                                    | 10-008-57750                   |  |                     |        |           |   |                                  | Small Equipment & Furniture-Matls. Mgm | \$1,696.80                     |
|   |              |                     |             |                     |   |                                |   |                      |          |                                |   |                                | 2/20/2017                              | 9365596098          | 91099  | 3/9/2017  | SHELF BIN CLEAR                               | 10-008-57750                     | Small Equipment & Furniture-Matls. Mgm | \$219.84                       |
|   |              |                     |             |                     |   |                                | 2/20/2017                                 | 9366258706           | 91099    | 3/9/2017                       | SHELF BIN CLEAR                               | 10-008-57750                   |  |                     |        |           |   |                                  | Small Equipment & Furniture-Matls. Mgm | \$52.02                        |

**Montgomery County Hospital District**  
**Invoice Expense Allocation Report**  
Board Meeting 03/28/17- Paid Invoices

| Vendor Name                        | Invoice Date | Invoice No.          | Payment No. | Payment Date | Invoice Description                            | Account No.  | Account Description                                | Amount     |
|------------------------------------|--------------|----------------------|-------------|--------------|--|--------------|--|------------|
|                                    | 2/28/2017    | 9373527986           | 91188       | 3/16/2017    | BIN CUP, CLEAR SMOOTH                          | 10-008-57750 | Small Equipment & Furniture-Matls. Mgm             | \$44.16    |
|                                    | 2/24/2017    | 9370979966           | 91188       | 3/16/2017    | COMPARTMENT BOX                                | 10-008-53900 | Disposable Medical Supplies-Mater                  | \$108.80   |
|                                    | 2/28/2017    | 9372014945           | 91188       | 3/16/2017    | DIVIDER BLACK                                  | 10-008-57750 | Small Equipment & Furniture-Matls. Mgm             | \$20.48    |
|                                    |              |                      |             |              |  |              | Totals for GRAINGER:                               | \$3,064.14 |
| GREATER EAST MONTGOMERY COU        | 2/6/2017     | 2269 02/06/17 15.00  | 2574        | 2/20/2017    | MEMBERSHIP DUES                                | 10-001-54100 | Dues/Subscriptions-Admin                           | \$15.00    |
|                                    |              |                      |             |              |  |              | Totals for GREATER EAST MONTGOMERY COUNTY CHAMBER: | \$15.00    |
| GREEN LIGHTING & SPPLY INC         | 2/1/2017     | 5444                 | 91101       | 3/9/2017     | METAL HAYLIDE LAMPS                            | 10-016-55600 | Maintenance & Repairs-Buildings-Facil              | \$1,452.00 |
|                                    |              |                      |             |              |  |              | Totals for GREEN LIGHTING & SPPLY INC:             | \$1,452.00 |
| GREYWARE AUTOMATION PRODUCT        | 2/6/2017     | 1754 02/06/17 375.70 | 2575        | 2/20/2017    | DOMAIN RENEWAL 03/25/17-03/24/18               | 10-015-53050 | Computer Software-Information Technolog            | \$375.70   |
|                                    |              |                      |             |              |  |              | Totals for GREYWARE AUTOMATION PRODUCTS, INC.:     | \$375.70   |
| GRIFFIN SERVICES (dba) JASON GRIFF | 2/1/2017     | 2017-006             | 90908       | 2/22/2017    | STATION 40 BAY DOOR 2 REPAIR                   | 10-016-55600 | Maintenance & Repairs-Buildings-Facil              | \$150.00   |
|                                    |              |                      |             |              |  |              | Totals for GRIFFIN SERVICES (dba) JASON GRIFFIN:   | \$150.00   |
| GRISHAM, ROBERT                    | 2/9/2017     | GRI020917            | 90742       | 2/9/2017     | MONIES OWED TO EMPLOYEE PPE 02/04/17           | 10-000-21400 | Accrued Payroll-BS                                 | \$286.77   |
|                                    |              |                      |             |              |  |              | Totals for GRISHAM, ROBERT:                        | \$286.77   |
| GULLO FORD MERCURY                 | 2/21/2017    | 280857               | 91102       | 3/9/2017     | VEHICLE PARTS                                  | 10-010-59050 | Vehicle-Parts-Fleet                                | \$55.92    |
|                                    |              |                      |             |              |  |              | Totals for GULLO FORD MERCURY:                     | \$55.92    |
| HARRIS COUNTY TOLL ROAD AUTHC      | 2/6/2017     | 4549 02/06/17 400.00 | 2576        | 2/20/2017    | AUTO CHARGE/TOLL RD                            | 10-010-58600 | Travel Expenses-Fleet                              | \$400.00   |
|                                    |              |                      |             |              |  |              | Totals for HARRIS COUNTY TOLL ROAD AUTHORITY:      | \$400.00   |
| HEARTLAND SERVICES, INC.           | 2/24/2017    | INV157437            | 91104       | 3/9/2017     | RADIO REPAIR S/N 2AKYA15428                    | 10-015-57650 | Repair-Equipment-Information Technology            | \$427.20   |
|                                    |              |                      |             |              |  |              | Totals for HEARTLAND SERVICES, INC.:               | \$427.20   |
| HENNERS-GRAINGER, SHAWN            | 2/21/2017    | HEN020717            | 90909       | 2/22/2017    | MILEAGE REIMBURSEMENT 02/07/17                 | 10-027-56200 | Mileage Reimbursements-Emerg                       | \$40.18    |
|                                    |              |                      |             |              |  |              | Totals for HENNERS-GRAINGER, SHAWN:                | \$40.18    |
| HENRY SCHEIN, INC.-MATRX MEDIC     | 2/1/2017     | 38509470             | 90780       | 2/16/2017    | MEDICAL SUPPLIES                               | 10-008-53900 | Disposable Medical Supplies-Mater                  | \$222.00   |
|                                    | 2/8/2017     | 38749740             | 90910       | 2/22/2017    | MEDICAL SUPPLIES                               | 10-008-54000 | Drug Supplies-Mater                                | \$604.50   |
|                                    | 2/16/2017    | 39008303             | 91018       | 3/1/2017     | DRUG SUPPLIES                                  | 10-008-54000 | Drug Supplies-Mater                                | \$264.64   |
|                                    |              |                      |             |              |  |              | Totals for HENRY SCHEIN, INC.-MATRX MEDICAL:       | \$1,091.14 |
| HERRING, ASHTON                    | 2/3/2017     | HER020317            | 90670       | 2/3/2017     | PER DIEM/TX COAST CONFERENCE 02/07/17-02/10/17 | 10-009-53150 | Conferences - Fees, Travel, & Meals-Dept           | \$147.00   |
|                                    | 2/13/2017    | HER021317            | 90781       | 2/16/2017    | MILEAGE REIMBURSEMENT 01/13/17-01/25/17        | 10-009-56200 | Mileage Reimbursements-OMD                         | \$28.25    |
|                                    | 2/21/2017    | HER022117            | 90911       | 2/22/2017    | MILEAGE REIMBURSEMENT 01/05/17-01/17/17        | 10-009-56200 | Mileage Reimbursements-OMD                         | \$67.21    |
|                                    | 2/24/2017    | HER022417            | 91105       | 3/9/2017     | MILEAGE REMBURSEMENT 02/24/17-02/28/17         | 10-009-56200 | Mileage Reimbursements-OMD                         | \$40.39    |
|                                    | 2/3/2017     | HER020317 \$163.02   | 91105       | 3/9/2017     | MILEAGE REIMBURSEMENT 02/03/17-02/24/17        | 10-009-56200 | Mileage Reimbursements-OMD                         | \$163.02   |
|                                    |              |                      |             |              |  |              | Totals for HERRING, ASHTON:                        | \$445.87   |
| HOBFRAU STEAK                      | 2/6/2017     | 2269 02/06/17 154.60 | 2577        | 2/20/2017    | MEETING/ADVANCED EMS PROCEDURES                | 10-001-55900 | Meals - Business and Travel-Admin                  | \$154.60   |
|                                    |              |                      |             |              |  |              | Totals for HOBFRAU STEAK:                          | \$154.60   |

**Montgomery County Hospital District**  
**Invoice Expense Allocation Report**  
 Board Meeting 03/28/17- Paid Invoices

| Vendor Name                               | Invoice Date                           | Invoice No.          | Payment No. | Payment Date | Invoice Description                                     | Account No.  | Account Description   | Amount      |
|---|--|----------------------|-------------|--------------|---|--------------|---|-------------|
| HOFFART, ANGELA                           | 2/9/2017                               | HOF020917            | 90782       | 2/16/2017    | FROM EMP DONATIONS FOOD FOR PATIENT #00109              | 10-000-21525 | P/R-United Way Deductions-BS                                  | \$39.99     |
|   |  |                      |             |              |   |              | Totals for HOFFART, ANGELA:                                   | \$39.99     |
| HOME DEPOT CREDIT SERVICES                | 2/6/2017                               | 9390 02/06/17 8.98   | 2578        | 2/20/2017    | ALARM CONSOLE MOVE                                      | 10-016-57725 | Shop Supplies-Facil   | \$8.98      |
|   | 2/6/2017                               | 9390 02/06/17 8.97   | 2578        | 2/20/2017    | STATION 31 MICROWAVE OUTLET REPAIR                      | 10-016-55600 | Maintenance & Repairs-Buildings-Facil                         | \$8.97      |
|   | 2/6/2017                               | 9390 02/06/17 8.52   | 2578        | 2/20/2017    | STATION 20 SUP TV INSTALL                               | 10-016-57725 | Shop Supplies-Facil   | \$8.52      |
|   | 2/6/2017                               | 9390 02/06/17 74.88  | 2578        | 2/20/2017    | SHIFT COMM OFFICE LAMPS/SUPPLIES FOR CABLE TIV          | 10-016-55600 | Maintenance & Repairs-Buildings-Facil                         | \$74.88     |
|   | 2/6/2017                               | 9390 02/06/17 4.97   | 2578        | 2/20/2017    | STATION 31 MICROWAVE OUTLET REPAIR                      | 10-016-55600 | Maintenance & Repairs-Buildings-Facil                         | \$4.97      |
|   | 2/6/2017                               | 9390 02/06/17 4.03   | 2578        | 2/20/2017    | STATION 33 US DIGITAL OUTLET RELOCATION                 | 10-016-55600 | Maintenance & Repairs-Buildings-Facil                         | \$4.03      |
|   | 2/6/2017                               | 9390 02/06/17 17.27  | 2578        | 2/20/2017    | STATION 13 SHORELINE REPAIR                             | 10-016-55600 | Maintenance & Repairs-Buildings-Facil                         | \$17.27     |
|   | 2/6/2017                               | 9390 02/06/17 152.00 | 2578        | 2/20/2017    | ALARM CONSOLE INSTALLS                                  | 10-016-55600 | Maintenance & Repairs-Buildings-Facil                         | \$152.00    |
|   | 2/6/2017                               | 9390 02/06/17 12.98  | 2578        | 2/20/2017    | STATION 31 SHOWER REPAIR                                | 10-016-55600 | Maintenance & Repairs-Buildings-Facil                         | \$12.98     |
|   | 2/6/2017                               | 9390 02/06/17 102.30 | 2578        | 2/20/2017    | SERVICE YARD LIGHT SWITCH WIRING/MATERIAL               | 10-016-55600 | Maintenance & Repairs-Buildings-Facil                         | \$102.30    |
|   | 2/6/2017                               | 8383 02/06/17 72.13  | 2578        | 2/20/2017    | US DIGITAL (ALARM SYSTEM)                               | 10-004-57725 | Shop Supplies-Radio   | \$72.13     |
|   | 2/6/2017                               | 8383 02/06/17 6.00   | 2578        | 2/20/2017    | BDA INSTALLMENT   | 10-004-57725 | Shop Supplies-Radio   | \$6.00      |
|   | 2/6/2017                               | 8383 02/06/17 12.46  | 2578        | 2/20/2017    | US DIGITAL (ALARM SYSTEM)                               | 10-004-57725 | Shop Supplies-Radio   | \$12.46     |
|   | 2/6/2017                               | 9390 02/06 8.98      | 2578        | 2/20/2017    | ALARM CONSOLE MOVE                                      | 10-016-57725 | Shop Supplies-Facil   | \$8.98      |
|   | Totals for HOME DEPOT CREDIT SERVICES: |                      |             |              |   |              |   |             |
| HON, CALVIN                               | 2/13/2017                              | HON021317            | 90783       | 2/16/2017    | TRAVEL REIMBURSEMENT/17' LASERFICHE CONF                | 10-015-53150 | Conferences - Fees, Travel, & Meals-Infor                     | \$80.00     |
|   | 2/13/2017                              | HON021317 \$33.43    | 90783       | 2/16/2017    | MILEAGE REIMBURSEMENT/LASERFICHE CONF 02/06/17-02/10/17 | 10-015-53150 | Conferences - Fees, Travel, & Meals-Infor                     | \$33.43     |
| Totals for HON, CALVIN:                   |  |                      |             |              |   |              |   | \$113.43    |
| HUGHES NATURAL GAS INC                    | 2/6/2017                               | 1754 02/06/17 150.80 | 2579        | 2/20/2017    | ACCT# 7978 STATION 40                                   | 10-016-58800 | Utilities-Facil   | \$150.80    |
|   |  |                      |             |              |   |              | Totals for HUGHES NATURAL GAS INC:                            | \$150.80    |
| HUTTON COMMUNICATIONS, INC                | 2/1/2017                               | 2940050              | 90784       | 2/16/2017    | ATX-MB8U25 3/4" THRU-HOLE MOUNTS                        | 10-010-52755 | Capital Purchase - Vehicles-Fleet                             | \$827.05    |
|   | 2/10/2017                              | 2941629              | 90912       | 2/22/2017    | 3/4" THRU-HOLE MOUNTS                                   | 10-010-52755 | Capital Purchase - Vehicles-Fleet                             | \$881.11    |
|   | 2/16/2017                              | 2942033              | 91106       | 3/9/2017     | PEAK OUTPUT AMP VOLTAGE                                 | 10-004-57225 | Radio Repair - Parts-Radio                                    | \$642.20    |
| Totals for HUTTON COMMUNICATIONS, INC:    |  |                      |             |              |   |              |   | \$2,350.36  |
| IBS OF GREATER CONROE & INTERS            | 2/21/2017                              | 1924102001941        | 91107       | 3/9/2017     | AUTOMOTIVE BATTERY                                      | 10-010-58900 | Vehicle-Batteries-Fleet                                       | \$846.65    |
|   |  |                      |             |              |   |              | Totals for IBS OF GREATER CONROE & INTERSTATE BATTERY SYSTEM: | \$846.65    |
| IMPACT PRINTING                           | 2/8/2017                               | 43229                | 90913       | 2/22/2017    | BUSINESS CARDS/MARGAN CLARK                             | 10-008-57000 | Printing Services-Matls. Mgmt.                                | \$40.00     |
|   | 2/8/2017                               | 43230                | 90913       | 2/22/2017    | BUSINESS CARDS/NIKKI GREER                              | 10-008-57000 | Printing Services-Matls. Mgmt.                                | \$50.00     |
|   | 2/1/2017                               | 42945                | 90975       | 3/1/2017     | COLOR FLIERS-COMMUNITY PARAMEDICINE                     | 10-039-52950 | Community Education-Param                                     | \$76.00     |
|   | 2/1/2017                               | 42950                | 90975       | 3/1/2017     | 8 PAGE BOOKLETS   | 10-001-52950 | Community Education-Admin                                     | \$550.00    |
|   | 2/16/2017                              | 43285                | 91108       | 3/9/2017     | BUSINESS CARDS/SHANNON WOLEBEN                          | 10-008-57000 | Printing Services-Matls. Mgmt.                                | \$50.00     |
| Totals for IMPACT PRINTING:               |  |                      |             |              |   |              |   | \$766.00    |
| INDIGENT HEALTHCARE SOLUTIONS             | 2/1/2017                               | 63693                | 90786       | 2/16/2017    | PROFESSIONAL SERVICES FOR THE MONTH OF MARCH 2017       | 10-015-53050 | Computer Software-Information Technolog                       | \$12,626.27 |
|   | 2/2/2017                               | 63749                | 90786       | 2/16/2017    | JANUARY 2017 POWER SEARCHES SERVICES                    | 10-002-57100 | Professional Fees-PA  | \$220.00    |
| Totals for INDIGENT HEALTHCARE SOLUTIONS: |  |                      |             |              |   |              |   | \$12,846.27 |



**Montgomery County Hospital District**  
**Invoice Expense Allocation Report**  
 Board Meeting 03/28/17- Paid Invoices

| Vendor Name   | Invoice Date | Invoice No.      | Payment No. | Payment Date | Invoice Description                        | Account No.                            | Account Description               | Amount                                   |            |
|---|--------------|------------------|-------------|--------------|--|--|-----------------------------------|--|------------|
| INTERNATIONAL ACADEMY OF EME                                    | 2/1/2017     | SIN015715        | 90698       | 2/8/2017     | ReACE FEES FOR EFD/ALARM                   | 10-006-54100                           | Dues/Subscriptions-Alarm          | \$2,250.00                               |            |
| Totals for INTERNATIONAL ACADEMY OF EMERGENCY MEDICAL DISPATCH: |              |                  |             |              |  |  |                                   | \$2,250.00                               |            |
| JOHNSON, RANDY  | 2/21/2017    | JOH022117        | \$363.50    | 90976        | 3/1/2017                                   | EMS TODAY CONFERENCE 02/21/17-02/26/17 | 10-001-53150                      | Conferences - Fees, Travel, & Meals-Admi | \$363.50   |
| Totals for JOHNSON, RANDY:                                      |              |                  |             |              |  |  |                                   | \$363.50                                 |            |
| JP MORGAN CHASE BANK  | 2/6/2017     | 1754 02/06/17    | TLC         | 2580         | 2/20/2017                                  | TLC Services/CHSP Self Study Course    | 10-027-58500                      | Training/Related Expenses-CE-Emerg       | \$395.00   |
| Totals for JP MORGAN CHASE BANK:                                |              |                  |             |              |  |  |                                   | \$395.00                                 |            |
| KOLOR KOATED, INC.  | 2/20/2017    | 16285            | 91209       | 3/16/2017    | SHIPPING CHARGES - REFURBISHED BADGES      | 10-008-58700                           | Uniforms-Matls. Mgmt.             | \$14.82                                  |            |
|   | 2/20/2017    | 16286            | 91112       | 3/9/2017     | UNIFORMS/BADGES                            | 10-008-58700                           | Uniforms-Matls. Mgmt.             | \$58.92                                  |            |
| Totals for KOLOR KOATED, INC.:                                  |              |                  |             |              |  |  |                                   | \$73.74                                  |            |
| LA QUINTA INNS  | 2/6/2017     | 2269 02/06/17    | 27.07       | 2581         | 2/20/2017                                  | HOTEL/RANDY JOHNSON                    | 10-001-53150                      | Conferences - Fees, Travel, & Meals-Admi | \$27.07    |
| Totals for LA QUINTA INNS:                                      |              |                  |             |              |  |  |                                   | \$27.07                                  |            |
| LAKE SOUTH WATER SUPPLY CORPC                                   | 2/22/2017    | 1000019000       | 02/17/17    | 91152        | 3/9/2017                                   | STATION 45 01/17/17 - 02/16/17         | 10-016-58800                      | Utilities-Facil                          | \$358.48   |
| Totals for LAKE SOUTH WATER SUPPLY CORPORATION:                 |              |                  |             |              |  |  |                                   | \$358.48                                 |            |
| LEDWIG, ALBERT  | 2/28/2017    | LED022817        | 90977       | 3/1/2017     | EVT CONFERENCE & TESTING 03/14/17-03/17/17 | 10-000-14900                           | Prepaid Expenses-BS               | \$206.50                                 |            |
| Totals for LEDWIG, ALBERT:                                      |              |                  |             |              |  |  |                                   | \$206.50                                 |            |
| LEE, KEVIN  | 2/21/2017    | LEE022117        | 90915       | 2/22/2017    | MILEAGE REIMBURSEMENT 02/03/17-02/17/17    | 10-010-56200                           | Mileage Reimbursements-Fleet      | \$56.92                                  |            |
|   | 2/28/2017    | LEE022817        | 90978       | 3/1/2017     | EVT CONFERENCE & TESTING 03/12/17-03/17/17 | 10-000-14900                           | Prepaid Expenses-BS               | \$44.25                                  |            |
|   | 2/25/2017    | LEE022517        | 91114       | 3/9/2017     | MILEAGE REIMBURSEMENT 02/25/17-03/01/17    | 10-010-56200                           | Mileage Reimbursements-Fleet      | \$30.49                                  |            |
| Totals for LEE, KEVIN:  |              |                  |             |              |  |  |                                   | \$131.66                                 |            |
| LEXISNEXIS RISK DATA MGMT, INC                                  | 2/1/2017     | 1171610-20170131 | 90787       | 2/16/2017    | 01/01/2017 - 01/31/17 SEARCHES             | 10-011-52900                           | Collection Fees-Bill              | \$1,689.50                               |            |
|   |              |                  |             |              |  | 10-002-57100                           | Professional Fees-PA              | \$561.00                                 |            |
| Totals for LEXISNEXIS RISK DATA MGMT, INC:                      |              |                  |             |              |  |  |                                   | \$2,250.50                               |            |
| LIFE-ASSIST, INC.   | 2/7/2017     | 784271           | 90916       | 2/22/2017    | MEDICAL SUPPLIES                           | 10-008-53900                           | Disposable Medical Supplies-Mater | \$2,192.72                               |            |
|   | 2/9/2017     | 784656           | 91022       | 3/1/2017     | MEDICAL SUPPLIES                           | 10-008-53900                           | Disposable Medical Supplies-Mater | \$320.00                                 |            |
|   | 2/9/2017     | 784696           | 91022       | 3/1/2017     | MEDICAL SUPPLIES                           | 10-008-53900                           | Disposable Medical Supplies-Mater | \$763.25                                 |            |
|   | 2/8/2017     | 784549           | 91022       | 3/1/2017     | MEDICAL SUPPLIES                           | 10-008-53900                           | Disposable Medical Supplies-Mater | \$5,040.22                               |            |
|   |              |                  |             |              |  | 10-008-54000                           | Drug Supplies-Mater               | \$239.50                                 |            |
|   | 2/22/2017    | 786421           | 91115       | 3/9/2017     | MEDICAL SUPPLIES                           | 10-008-53900                           | Disposable Medical Supplies-Mater | \$8,445.39                               |            |
|   |              |                  |             |              |  | 10-008-54000                           | Drug Supplies-Mater               | \$239.50                                 |            |
| Totals for LIFE-ASSIST, INC.:                                   |              |                  |             |              |  |  |                                   | \$17,240.58                              |            |
| LIFESTYLES MEDIA GROUP, LLC                                     | 2/6/2017     | 1754 02/06/17    | 1280.       | 2582         | 2/20/2017                                  | WEB DESIGN & CONSULTING                | 10-015-57100                      | Professional Fees-Information Technology | \$1,280.00 |
| Totals for LIFESTYLES MEDIA GROUP, LLC:                         |              |                  |             |              |  |  |                                   | \$1,280.00                               |            |
| LINEBARGER GOGGAN BLAIR & SAM                                   | 2/1/2017     | EMMOR01 01-31-17 | 90917       | 2/22/2017    | GROSS COLLECTIONS FEE JANUARY 2017         | 10-011-52900                           | Collection Fees-Bill              | \$12,745.14                              |            |

**Montgomery County Hospital District**  
**Invoice Expense Allocation Report**  
 Board Meeting 03/28/17- Paid Invoices

| Vendor Name                      | Invoice Date | Invoice No.          | Payment No. | Payment Date | Invoice Description                        | Account No.  | Account Description                                  | Amount      |
|----------------------------------|--------------|----------------------|-------------|--------------|--|--------------|--|-------------|
|                                  | 2/1/2017     | EMMOR01 12-31-16     | 90917       | 2/22/2017    | GROSS COLLECTIONS FEE DECEMBER 2016        | 10-011-52900 | Collection Fees-Bill                                 | \$6,679.49  |
|                                  |              |                      |             |              |  |              | Totals for LINEBARGER GOGGAN BLAIR & SAMPSON, LLP:   | \$19,424.63 |
| LONESTAR LAWN KEEPERS            | 2/1/2017     | 16789                | 90789       | 2/16/2017    | LAWN MAINTENANCE                           | 10-016-55600 | Maintenance & Repairs-Buildings-Facil                | \$4,430.00  |
|                                  | 2/1/2017     | 11789                | 90789       | 2/16/2017    | REPLACE BACKFLOW ON IRRIGATION SYSTEM      | 10-016-55600 | Maintenance & Repairs-Buildings-Facil                | \$800.00    |
|                                  |              |                      |             |              |  |              | Totals for LONESTAR LAWN KEEPERS:                    | \$5,230.00  |
| LOWE'S COMPANIES, INC.           | 2/6/2017     | 9390 02/06/17 4.29   | 2583        | 2/20/2017    | STATION 20 SUP TV INSTALL                  | 10-016-55600 | Maintenance & Repairs-Buildings-Facil                | \$4.29      |
|                                  | 2/6/2017     | 9390 02/06/17 14.10  | 2583        | 2/20/2017    | STATION 20 LOCKS FOR LOCERS                | 10-016-55600 | Maintenance & Repairs-Buildings-Facil                | \$14.10     |
|                                  | 2/6/2017     | 8383 02/06/17 61.99  | 2583        | 2/20/2017    | BDA INSTALLMENT                            | 10-004-57725 | Shop Supplies-Radio                                  | \$61.99     |
|                                  | 2/6/2017     | 4549 02/06/17 38.83  | 2583        | 2/20/2017    | PLUMBERS PUTTY & MASKING TAPE              | 10-010-57725 | Shop Supplies-Fleet                                  | \$38.83     |
|                                  |              |                      |             |              |  |              | Totals for LOWE'S COMPANIES, INC.:                   | \$119.21    |
| LYTX, INC.                       | 2/1/2017     | 5059131              | 90918       | 2/22/2017    | MANUALS-CHARGE USAGE -                     | 10-010-55650 | Maintenance-Contract Equipment-Fleet                 | \$12.87     |
|                                  |              |                      |             |              |  |              | Totals for LYTX, INC.:                               | \$12.87     |
| MAGIC JACK                       | 2/6/2017     | 9390 02/06/17 107.53 | 2584        | 2/20/2017    | STATION 14 PHONE RENEWAL FOR 5 YEARS       | 10-016-55600 | Maintenance & Repairs-Buildings-Facil                | \$107.53    |
|                                  |              |                      |             |              |  |              | Totals for MAGIC JACK:                               | \$107.53    |
| MARTIN, DISIERE, JEFFERSON & WI: | 2/1/2017     | 139967               | 90799       | 2/16/2017    | ATTORNEY FEES 12/01/16 - 12/31/16          | 10-025-55500 | Legal Fees-Human                                     | \$435.50    |
|                                  | 2/1/2017     | 139968               | 90799       | 2/16/2017    | ATTORNEY FEES 12/01/16 - 12/31/16          | 10-025-55500 | Legal Fees-Human                                     | \$5,044.38  |
|                                  | 2/16/2017    | 140507               | 91023       | 3/1/2017     | ATTORNEY FEES 01/18/17 - 01/31/17          | 10-025-55500 | Legal Fees-Human                                     | \$37.30     |
|                                  | 2/16/2017    | 140506               | 91023       | 3/1/2017     | ATTORNEY FEES 01/04/17                     | 10-025-55500 | Legal Fees-Human                                     | \$67.00     |
|                                  | 2/16/2017    | 140505               | 91023       | 3/1/2017     | ATTORNEY FEES 01/04/17 - 02/26/17          | 10-025-55500 | Legal Fees-Human                                     | \$1,196.50  |
|                                  |              |                      |             |              |  |              | Totals for MARTIN, DISIERE, JEFFERSON & WISDOM, LLP: | \$6,780.68  |
| MCKESSON GENERAL MEDICAL COR     | 2/1/2017     | 93746041             |             |              | CREDIT/93476208                            | 10-008-53900 | Disposable Medical Supplies-Mater                    | (\$146.00)  |
|                                  | 2/2/2017     | 93812011             |             |              | CREDIT/93376699                            | 10-008-53900 | Disposable Medical Supplies-Mater                    | (\$129.60)  |
|                                  | 2/1/2017     | 93752856             | 90800       | 2/16/2017    | MEDICAL SUPPLIES                           | 10-008-53900 | Disposable Medical Supplies-Mater                    | \$146.00    |
|                                  | 2/2/2017     | 93822642             | 90800       | 2/16/2017    | DRUG SUPPLIES                              | 10-008-54000 | Drug Supplies-Mater                                  | \$1,392.90  |
|                                  | 2/2/2017     | 93780233             | 90800       | 2/16/2017    | MEDICAL SUPPLIES                           | 10-008-53900 | Disposable Medical Supplies-Mater                    | \$230.40    |
|                                  | 2/2/2017     | 93771168             | 90800       | 2/16/2017    | DRUG SUPPLIES                              | 10-008-54000 | Drug Supplies-Mater                                  | \$65.15     |
|                                  | 2/8/2017     | 94179721             | 90919       | 2/22/2017    | MEDICAL/DRUG SUPPLIES                      | 10-008-53900 | Disposable Medical Supplies-Mater                    | \$1,420.11  |
|                                  |              |                      |             |              |  | 10-008-54000 | Drug Supplies-Mater                                  | \$1,206.35  |
|                                  | 2/13/2017    | 94419779             | 91025       | 3/1/2017     | DRUG SUPPLIES                              | 10-008-54000 | Drug Supplies-Mater                                  | \$85.00     |
|                                  | 2/16/2017    | 94649852             | 91025       | 3/1/2017     | MEDICAL SUPPLIES                           | 10-008-53900 | Disposable Medical Supplies-Mater                    | \$895.55    |
|                                  |              |                      |             |              |  | 10-008-54000 | Drug Supplies-Mater                                  | \$171.25    |
|                                  |              |                      |             |              |  |              | Totals for MCKESSON GENERAL MEDICAL CORP.:           | \$5,337.11  |
| MCMINN, JEREMY                   | 2/28/2017    | MCM022817            | 90979       | 3/1/2017     | EVT CONFERENCE & TESTING 03/15/17-03/17/17 | 10-000-14900 | Prepaid Expenses-BS                                  | \$147.50    |
|                                  |              |                      |             |              |  |              | Totals for MCMINN, JEREMY:                           | \$147.50    |
| MEDLINE INDUSTRIES, INC          | 2/9/2017     | 1822275655           | 90920       | 2/22/2017    | MEDICAL SUPPLIES                           | 10-008-53900 | Disposable Medical Supplies-Mater                    | \$1,138.07  |
|                                  | 2/17/2017    | 1822738977           | 91026       | 3/1/2017     | MEDICAL SUPPLIES                           | 10-008-53900 | Disposable Medical Supplies-Mater                    | \$781.60    |
|                                  | 2/27/2017    | 1823264298           | 91212       | 3/16/2017    | MEDICAL SUPPLIES                           | 10-008-53900 | Disposable Medical Supplies-Mater                    | \$781.60    |
|                                  | 2/24/2017    | 1823147941           | 91129       | 3/9/2017     | MEDICAL SUPPLIES                           | 10-008-53900 | Disposable Medical Supplies-Mater                    | \$56.62     |

**Montgomery County Hospital District**  
**Invoice Expense Allocation Report**  
 Board Meeting 03/28/17- Paid Invoices

| Vendor Name                    | Invoice Date | Invoice No.   | Payment No. | Payment Date | Invoice Description             | Account No.  | Account Description                  | Amount     |
|--------------------------------|--------------|---------------|-------------|--------------|---------------------------------|--------------|--------------------------------------|------------|
|                                |              |               |             |              |                                 |              | Totals for MEDLINE INDUSTRIES, INC:  | \$2,757.89 |
| METLIFE C/O FASCORE, LLC       | 2/13/2017    | 301635 265389 | 90802       | 2/16/2017    | RETIREMENT PLAN EXPENSE CHARGES | 10-025-55700 | Management Fees-Human                | \$312.50   |
|                                |              |               |             |              |                                 |              | Totals for METLIFE C/O FASCORE, LLC: | \$312.50   |
| MILLER UNIFORMS & EMBLEMS, INC | 2/3/2017     | 63940         | 90805       | 2/16/2017    | UNIFORMS                        | 10-008-58700 | Uniforms-Matls. Mgmt.                | \$13.50    |
|                                | 2/3/2017     | 63945         | 90805       | 2/16/2017    | UNIFORMS                        | 10-008-58700 | Uniforms-Matls. Mgmt.                | \$208.50   |
|                                | 2/3/2017     | 63944         | 90805       | 2/16/2017    | UNIFORMS                        | 10-008-58700 | Uniforms-Matls. Mgmt.                | \$86.50    |
|                                | 2/3/2017     | 63941         | 90805       | 2/16/2017    | UNIFORMS                        | 10-008-58700 | Uniforms-Matls. Mgmt.                | \$242.50   |
|                                | 2/3/2017     | 63950         | 90805       | 2/16/2017    | UNIFORMS                        | 10-008-58700 | Uniforms-Matls. Mgmt.                | \$86.50    |
|                                | 2/3/2017     | 63949         | 90805       | 2/16/2017    | UNIFORMS                        | 10-008-58700 | Uniforms-Matls. Mgmt.                | \$173.00   |
|                                | 2/3/2017     | 63935         | 90805       | 2/16/2017    | UNIFORMS                        | 10-008-58700 | Uniforms-Matls. Mgmt.                | \$242.50   |
|                                | 2/3/2017     | 63933         | 90805       | 2/16/2017    | UNIFORMS                        | 10-008-58700 | Uniforms-Matls. Mgmt.                | \$146.50   |
|                                | 2/3/2017     | 63938         | 90805       | 2/16/2017    | UNIFORMS                        | 10-008-58700 | Uniforms-Matls. Mgmt.                | \$170.97   |
|                                | 2/3/2017     | 63942         | 90805       | 2/16/2017    | UNIFORMS                        | 10-008-58700 | Uniforms-Matls. Mgmt.                | \$170.97   |
|                                |              |               |             |              |                                 | 10-008-58700 | Uniforms-Matls. Mgmt.                | \$11.70    |
|                                | 2/3/2017     | 63964         | 90805       | 2/16/2017    | UNIFORMS                        | 10-008-58700 | Uniforms-Matls. Mgmt.                | \$488.00   |
|                                | 2/3/2017     | 63966         | 90806       | 2/16/2017    | UNIFORMS                        | 10-008-58700 | Uniforms-Matls. Mgmt.                | \$349.00   |
|                                | 2/3/2017     | 63967         | 90806       | 2/16/2017    | UNIFORMS                        | 10-008-58700 | Uniforms-Matls. Mgmt.                | \$398.50   |
|                                |              |               |             |              |                                 | 10-008-58700 | Uniforms-Matls. Mgmt.                | \$11.19    |
|                                | 2/1/2017     | 63293         | 90806       | 2/16/2017    | UNIFORMS                        | 10-008-58700 | Uniforms-Matls. Mgmt.                | \$146.50   |
|                                | 2/1/2017     | 63295         | 90806       | 2/16/2017    | UNIFORMS                        | 10-008-58700 | Uniforms-Matls. Mgmt.                | \$146.50   |
|                                | 2/1/2017     | 63292         | 90806       | 2/16/2017    | UNIFORMS                        | 10-008-58700 | Uniforms-Matls. Mgmt.                | \$146.50   |
|                                |              |               |             |              |                                 | 10-008-58700 | Uniforms-Matls. Mgmt.                | \$9.73     |
|                                | 2/3/2017     | 63963         | 90806       | 2/16/2017    | UNIFORMS                        | 10-008-58700 | Uniforms-Matls. Mgmt.                | \$76.50    |
|                                | 2/10/2017    | 64579         | 90922       | 2/22/2017    | UNIFORMS                        | 10-008-58700 | Uniforms-Matls. Mgmt.                | \$69.50    |
|                                | 2/10/2017    | 64581         | 90922       | 2/22/2017    | UNIFORMS                        | 10-008-58700 | Uniforms-Matls. Mgmt.                | \$259.50   |
|                                | 2/10/2017    | 64580         | 90922       | 2/22/2017    | UNIFORMS                        | 10-008-58700 | Uniforms-Matls. Mgmt.                | \$139.00   |
|                                | 2/8/2017     | 64335         | 90922       | 2/22/2017    | UNIFORMS                        | 10-008-58700 | Uniforms-Matls. Mgmt.                | \$148.90   |
|                                |              |               |             |              |                                 | 10-008-58700 | Uniforms-Matls. Mgmt.                | \$10.31    |
|                                | 2/8/2017     | 64320         | 90922       | 2/22/2017    | UNIFORMS                        | 10-008-58700 | Uniforms-Matls. Mgmt.                | \$76.50    |
|                                | 2/8/2017     | 64324         | 90922       | 2/22/2017    | UNIFORMS                        | 10-008-58700 | Uniforms-Matls. Mgmt.                | \$81.50    |
|                                | 2/8/2017     | 64325         | 90922       | 2/22/2017    | UNIFORMS                        | 10-008-58700 | Uniforms-Matls. Mgmt.                | \$42.00    |
|                                | 2/8/2017     | 64327         | 90922       | 2/22/2017    | UNIFORMS                        | 10-008-58700 | Uniforms-Matls. Mgmt.                | \$151.00   |
|                                | 2/1/2017     | 57756         | 90922       | 2/22/2017    | UNIFORMS                        | 10-008-58700 | Uniforms-Matls. Mgmt.                | \$174.00   |
|                                | 2/1/2017     | 61155         | 90922       | 2/22/2017    | UNIFORMS                        | 10-008-58700 | Uniforms-Matls. Mgmt.                | \$20.00    |
|                                | 2/1/2017     | 59170         | 90922       | 2/22/2017    | UNIFORMS                        | 10-008-58700 | Uniforms-Matls. Mgmt.                | \$137.00   |
|                                | 2/21/2017    | 65522         | 91138       | 3/9/2017     | UNIFORMS                        | 10-008-58700 | Uniforms-Matls. Mgmt.                | \$15.50    |
|                                | 2/21/2017    | 65512         | 91138       | 3/9/2017     | UNIFORMS                        | 10-008-58700 | Uniforms-Matls. Mgmt.                | \$208.50   |
|                                | 2/21/2017    | 65504         | 91138       | 3/9/2017     | UNIFORMS                        | 10-008-58700 | Uniforms-Matls. Mgmt.                | \$20.00    |
|                                | 2/21/2017    | 65502         | 91138       | 3/9/2017     | UNIFORMS                        | 10-008-58700 | Uniforms-Matls. Mgmt.                | \$18.00    |
|                                | 2/21/2017    | 65507         | 91138       | 3/9/2017     | UNIFORMS                        | 10-008-58700 | Uniforms-Matls. Mgmt.                | \$146.50   |
|                                | 2/21/2017    | 65511         | 91138       | 3/9/2017     | UNIFORMS                        | 10-008-58700 | Uniforms-Matls. Mgmt.                | \$74.50    |
|                                | 2/21/2017    | 65503         | 91138       | 3/9/2017     | UNIFORMS                        | 10-008-58700 | Uniforms-Matls. Mgmt.                | \$396.50   |
|                                | 2/10/2017    | 64582         | 91130       | 3/9/2017     | UNIFORMS                        | 10-008-58700 | Uniforms-Matls. Mgmt.                | \$278.00   |
|                                | 2/21/2017    | 65506         | 91138       | 3/9/2017     | UNIFORMS                        | 10-008-58700 | Uniforms-Matls. Mgmt.                | \$146.50   |

**Montgomery County Hospital District**  
**Invoice Expense Allocation Report**  
 Board Meeting 03/28/17- Paid Invoices

| Vendor Name                   | Invoice Date | Invoice No.          | Payment No. | Payment Date | Invoice Description                            | Account No.  | Account Description  | Amount     |
|-------------------------------|--------------|----------------------|-------------|--------------|--|--------------|--|------------|
|                               | 2/21/2017    | 65508                | 91138       | 3/9/2017     | UNIFORMS                                       | 10-008-58700 | Uniforms-Matls. Mgmt.                                      | \$13.00    |
|                               | 2/21/2017    | 65509                | 91138       | 3/9/2017     | UNIFORMS                                       | 10-008-58700 | Uniforms-Matls. Mgmt.                                      | \$86.50    |
|                               | 2/8/2017     | 64321                | 91130       | 3/9/2017     | UNIFORMS                                       | 10-008-58700 | Uniforms-Matls. Mgmt.                                      | \$119.25   |
|                               |              |                      |             |              |  |              | Totals for MILLER UNIFORMS & EMBLEMS, INC.:                | \$6,157.52 |
| MONTGOMERY CNTY TAX ASSESSOR  | 2/6/2017     | 4549 02/06/17 86.75  | 2585        | 2/20/2017    | REGISRATION OF SHOPS: 11,31,43,614,623,632,635 | 10-010-59100 | Vehicle-Registration-Fleet                                 | \$86.75    |
|                               | 2/6/2017     | 4549 02/06/17 17.11  | 2585        | 2/20/2017    | REGISTRATION OF SHOP 621                       | 10-010-59100 | Vehicle-Registration-Fleet                                 | \$17.11    |
|                               | 2/6/2017     | 4549 02/06 17.11.2   | 2585        | 2/20/2017    | REGISTRATION OF SHOP 26                        | 10-010-59100 | Vehicle-Registration-Fleet                                 | \$17.11    |
|                               | 2/6/2017     | 4549 02/06 17.11.3   | 2585        | 2/20/2017    | REGISRATION OF SHOP 47                         | 10-010-59100 | Vehicle-Registration-Fleet                                 | \$17.11    |
|                               |              |                      |             |              |  |              | Totals for MONTGOMERY CNTY TAX ASSESSOR-COL TAMMY J MCRAE: | \$138.08   |
| MONTGOMERY COUNTY COURTHOU:   | 2/21/2017    | MON022117            | 91028       | 3/1/2017     | SMALL CLAIMS FILING FEE                        | 10-011-55500 | Legal Fees-Bill  | \$10.00    |
|                               |              |                      |             |              |  |              | Totals for MONTGOMERY COUNTY COURTHOUSE:                   | \$10.00    |
| MONTGOMERY COUNTY ESD #1 (STN | 2/23/2017    | MAR 2017-140         | 90948       | 2/23/2017    | STATION 13 RENT                                | 10-000-14900 | Prepaid Expenses-BS  | \$1,025.00 |
|                               |              |                      |             |              |  |              | Totals for MONTGOMERY COUNTY ESD #1 (STN 13):              | \$1,025.00 |
| MONTGOMERY COUNTY ESD #10, ST | 2/23/2017    | MAR 2017-122         | 90949       | 2/23/2017    | STATION 42 RENT                                | 10-000-14900 | Prepaid Expenses-BS  | \$950.00   |
|                               |              |                      |             |              |  |              | Totals for MONTGOMERY COUNTY ESD #10, STN 42:              | \$950.00   |
| MONTGOMERY COUNTY ESD #6, STN | 2/23/2017    | MAR 2017-145         | 90950       | 2/23/2017    | STATIO 34 RENT                                 | 10-000-14900 | Prepaid Expenses-BS  | \$900.00   |
|                               |              |                      |             |              |  |              | Totals for MONTGOMERY COUNTY ESD #6, STN 34:               | \$900.00   |
| MONTGOMERY COUNTY ESD #8, STN | 2/23/2017    | MAR 2017-146         | 90951       | 2/23/2017    | STATION 21 & 22 RENT                           | 10-000-14900 | Prepaid Expenses-BS  | \$800.00   |
|                               |              |                      |             |              |  | 10-000-14900 | Prepaid Expenses-BS  | \$800.00   |
|                               |              |                      |             |              |  |              | Totals for MONTGOMERY COUNTY ESD #8, STN 21/22:            | \$1,600.00 |
| MONTGOMERY COUNTY ESD #9, STN | 2/23/2017    | MAR 2017-145         | 90950       | 2/23/2017    | STATION 33 RENT                                | 10-000-14900 | Prepaid Expenses-BS  | \$850.00   |
|                               |              |                      |             |              |  |              | Totals for MONTGOMERY COUNTY ESD #9, STN 33:               | \$850.00   |
| MONTGOMERY COUNTY ESD 12, STN | 2/23/2017    | MAR 2017-145         | 90950       | 2/23/2017    | STATION 12 RENT                                | 10-000-14900 | Prepaid Expenses-BS  | \$950.00   |
|                               |              |                      |             |              |  |              | Totals for MONTGOMERY COUNTY ESD 12, STN 12:               | \$950.00   |
| MONTGOMERY COUNTY ESD#3 (STN  | 2/23/2017    | MAR 2017-025         | 90954       | 2/23/2017    | RENT STATION 46                                | 10-000-14900 | Prepaid Expenses-BS  | \$600.00   |
|                               |              |                      |             |              |  |              | Totals for MONTGOMERY COUNTY ESD#3 (STNT 46):              | \$600.00   |
| MOODY GARDENS HOTEL           | 2/6/2017     | 7809 02/06/17 479.55 | 2586        | 2/20/2017    | HOTEL CHILD SAFETY/ASHTON HERRING              | 10-009-53150 | Conferences - Fees, Travel, & Meals-Dept                   | \$479.55   |
|                               |              |                      |             |              |  |              | Totals for MOODY GARDENS HOTEL:                            | \$479.55   |
| MOORE MEDICAL CORP.           | 2/3/2017     | 99365759I            | 90923       | 2/22/2017    | DRUG SUPPLIES                                  | 10-008-54000 | Drug Supplies-Mater  | \$100.00   |
|                               | 2/3/2017     | 99365750I            | 90923       | 2/22/2017    | MEDICAL/DRUG SUPPLES                           | 10-008-53900 | Disposable Medical Supplies-Mater                          | \$2,071.80 |
|                               |              |                      |             |              |  | 10-008-54000 | Drug Supplies-Mater  | \$72.00    |
|                               | 2/8/2017     | 99371282I            | 90923       | 2/22/2017    | MEDICAL SUPPLIES                               | 10-008-53900 | Disposable Medical Supplies-Mater                          | \$2,230.40 |
|                               |              |                      |             |              |  | 10-008-54000 | Drug Supplies-Mater  | \$235.40   |
|                               | 2/9/2017     | 99372409I            | 90923       | 2/22/2017    | DRUG SUPPLIES                                  | 10-008-54000 | Drug Supplies-Mater  | \$60.00    |
|                               | 2/10/2017    | 99373215I            | 91029       | 3/1/2017     | MEDICAL SUPPLIES                               | 10-008-54000 | Drug Supplies-Mater  | \$240.00   |

**Montgomery County Hospital District**  
**Invoice Expense Allocation Report**  
 Board Meeting 03/28/17- Paid Invoices

| Vendor Name                     | Invoice Date | Invoice No.          | Payment No. | Payment Date | Invoice Description                             | Account No.  | Account Description  | Amount             |
|---------------------------------|--------------|----------------------|-------------|--------------|---|--------------|--|--------------------|
|                                 | 2/1/2017     | 99333732I            | 90923       | 2/22/2017    | MEDICAL/DRUG SUPPLIES                           | 10-008-53900 | Disposable Medical Supplies-Mater                                  | \$1,519.80         |
|                                 |              |                      |             |              |   | 10-008-54000 | Drug Supplies-Mater  | \$84.00            |
|                                 | 2/1/2017     | 99324966I            | 90923       | 2/22/2017    | MEDICAL SUPPLIES                                | 10-008-53900 | Disposable Medical Supplies-Mater                                  | \$68.64            |
|                                 | 2/16/2017    | 99380285I            | 91029       | 3/1/2017     | MEDICAL SUPPLIES                                | 10-008-53900 | Disposable Medical Supplies-Mater                                  | \$2,165.18         |
|                                 |              |                      |             |              |   | 10-008-54000 | Drug Supplies-Mater  | \$88.56            |
|                                 | 2/21/2017    | 99384263I            | 91139       | 3/9/2017     | MEDICAL SUPPLIES                                | 10-008-53900 | Disposable Medical Supplies-Mater                                  | \$134.25           |
|                                 | 2/23/2017    | 99387845I            | 91139       | 3/9/2017     | MEDICAL/DRUG SUPPLIES                           | 10-008-53900 | Disposable Medical Supplies-Mater                                  | \$792.60           |
|                                 |              |                      |             |              |   | 10-008-54000 | Drug Supplies-Mater  | \$100.00           |
|                                 | 2/22/2017    | 99385859I            | 91139       | 3/9/2017     | DRU SUPPLIES                                    | 10-008-54000 | Drug Supplies-Mater  | \$299.52           |
|                                 | 2/24/2017    | 99388702I            | 91215       | 3/16/2017    | DRUG SUPPLIES                                   | 10-008-54000 | Drug Supplies-Mater  | \$53.50            |
|                                 |              |                      |             |              |   |              | <b>Totals for MOORE MEDICAL CORP.:</b>                             | <b>\$10,315.65</b> |
| MOSLEY FIRE AND SAFETY, INC     | 2/7/2017     | 8307                 | 90924       | 2/22/2017    | ANNUAL INSPECTION                               | 10-008-55650 | Maintenance-Contract Equipment-Mater                               | \$120.50           |
|                                 | 2/1/2017     | 8140                 | 90924       | 2/22/2017    | ANNUAL MAINTENANCE AND RETAG                    | 10-008-55650 | Maintenance-Contract Equipment-Mater                               | \$145.50           |
|                                 |              |                      |             |              |   |              | <b>Totals for MOSLEY FIRE AND SAFETY, INC:</b>                     | <b>\$266.00</b>    |
| NATIONAL ACADEMY OF AMBULANC    | 2/14/2017    | 2017-145             | 91032       | 3/1/2017     | 2017 ONLINE MANDATORY CEU PACKAGE-MELONY QUINN  | 10-011-58500 | Training/Related Expenses-CE-Bill                                  | \$330.00           |
|                                 | 2/14/2017    | 2017-143             | 91032       | 3/1/2017     | 2017 MANDATORY CEU PACKAGE                      | 10-011-58500 | Training/Related Expenses-CE-Bill                                  | \$2,310.00         |
|                                 |              |                      |             |              |   |              | <b>Totals for NATIONAL ACADEMY OF AMBULANCE CODING:</b>            | <b>\$2,640.00</b>  |
| NATIONAL ASSOCIATION FOR HEAL1  | 2/6/2017     | 7809 02/06/17 799.00 | 2587        | 2/20/2017    | CONFERENCE FEE/H. VALENTINE                     | 10-001-53150 | Conferences - Fees, Travel, & Meals-Admi                           | \$799.00           |
|                                 |              |                      |             |              |   |              | <b>Totals for NATIONAL ASSOCIATION FOR HEALTHCARE QUALITY:</b>     | <b>\$799.00</b>    |
| NATIONAL SAFETY COUNCIL (MEDI/  | 2/10/2017    | DDC0217              | 90926       | 2/22/2017    | DDC STUDENT COURSE GUIDE                        | 10-027-52600 | Books/Materials-Emerg  | \$390.00           |
|                                 |              |                      |             |              |   |              | <b>Totals for NATIONAL SAFETY COUNCIL (MEDIA CENTER):</b>          | <b>\$390.00</b>    |
| NATIONAL SAFETY COUNCIL         | 2/9/2017     | INV-1486840          | 90925       | 2/22/2017    | DDC 8/6 9ED LEASE RENEWAL                       | 10-027-54100 | Dues/Subscriptions-Emerg   | \$450.00           |
|                                 | 2/9/2017     | INV-1486848          | 90925       | 2/22/2017    | DDC INSTRUCTOR RENEWAL - GUTIERREZ              | 10-027-54100 | Dues/Subscriptions-Emerg   | \$65.00            |
|                                 | 2/9/2017     | INV-1486843          | 90925       | 2/22/2017    | DDC INSTRUCTOR RENEWAL - HENNERS                | 10-027-54100 | Dues/Subscriptions-Emerg   | \$65.00            |
|                                 |              |                      |             |              |   |              | <b>Totals for NATIONAL SAFETY COUNCIL:</b>                         | <b>\$580.00</b>    |
| NATIONWIDE INSURANCE DVM INSU   | 2/1/2017     | DVM01012017          | 90808       | 2/16/2017    | VETERINARY PET INSURANCE GROUP 4620/JAN '17     | 10-000-21590 | P/R-Premium Cancer/Accident-BS                                     | \$424.42           |
|                                 |              |                      |             |              |   |              | <b>Totals for NATIONWIDE INSURANCE DVM INSURANCE AGENCY (PET):</b> | <b>\$424.42</b>    |
| NEW CANEY MUD                   | 2/28/2017    | 10428262 02/28/17    | 91116       | 3/9/2017     | STATION 30 01/17/17-02/17/17                    | 10-016-58800 | Utilities-Facil  | \$29.11            |
|                                 |              |                      |             |              |   |              | <b>Totals for NEW CANEY MUD:</b>                                   | <b>\$29.11</b>     |
| NEWBART PRODUCTS, INC.          | 2/21/2017    | 279714               | 91140       | 3/9/2017     | HCAP ID STATION-FILM                            | 10-015-53100 | Computer Supplies/Non-Cap.-Information 1                           | \$174.00           |
|                                 |              |                      |             |              |   | 10-015-53100 | Computer Supplies/Non-Cap.-Information 1                           | \$11.76            |
|                                 |              |                      |             |              |   |              | <b>Totals for NEWBART PRODUCTS, INC.:</b>                          | <b>\$185.76</b>    |
| NORTHERN TOOL & EQUIPMENT       | 2/6/2017     | 9390 02/06/17 399.99 | 2588        | 2/20/2017    | PRESSURE WASHING SURFACE CLEANER ATTACHMENT     | 10-016-57700 | Shop Tools-Facil   | \$399.99           |
|                                 |              |                      |             |              |   |              | <b>Totals for NORTHERN TOOL &amp; EQUIPMENT:</b>                   | <b>\$399.99</b>    |
| NOTARY ASSOCIATION OF TEXAS, IN | 2/8/2017     | NOT020817 \$5.95     | 90739       | 2/8/2017     | SHIPPING DUE/NOTARY RENEWAL FOR JACKIE MLADENKA | 10-002-52700 | Business Licenses-PA   | \$5.95             |
|                                 |              |                      |             |              |   |              | <b>Totals for NOTARY ASSOCIATION OF TEXAS, INC:</b>                | <b>\$5.95</b>      |

**Montgomery County Hospital District**  
**Invoice Expense Allocation Report**  
Board Meeting 03/28/17- Paid Invoices

| Vendor Name                     | Invoice Date                                 | Invoice No.   | Payment No. | Payment Date | Invoice Description                              | Account No.                                | Account Description                                | Amount      |
|---------------------------------|--|---------------|-------------|--------------|--|--|--|-------------|
| NOURISHMENT FOR THE NEEDY INC   | 2/15/2017                                    | NOU021517     | 90790       | 2/16/2017    | FROM EMP DONATIONS NOURISHMENT FOR THE NEEDY     | 10-000-21525                               | P/R-United Way Deductions-BS                       | \$50.48     |
|                                 |  |               |             |              |  | Totals for NOURISHMENT FOR THE NEEDY INC.: |  | \$50.48     |
| NUTT, KEVIN L.                  | 2/26/2017                                    | NUT022617     | 91117       | 3/9/2017     | TRAVEL EXPENSE/EMS TODAY CONFERENCE              | 10-007-53150                               | Conferences - Fees, Travel, & Meals-EMS            | \$50.31     |
|                                 |  |               |             |              |  | Totals for NUTT, KEVIN L.:                 |  | \$50.31     |
| OGH SERVICE CO. INC             | 2/9/2017                                     | 39986         | 90928       | 2/22/2017    | SERVICE CALL - CARRIER CHILLER #2                | 10-016-55600                               | Maintenance & Repairs-Buildings-Facil              | \$433.50    |
|                                 | 2/9/2017                                     | 39987         | 90928       | 2/22/2017    | CHILLER 2 ECONOMIZER VALVE                       | 10-016-55600                               | Maintenance & Repairs-Buildings-Facil              | \$1,394.01  |
|                                 | 2/9/2017                                     | 39988         | 90928       | 2/22/2017    | SERVICE WORK - INSTALL EXV ON CARRIER CHILLER #2 | 10-016-55600                               | Maintenance & Repairs-Buildings-Facil              | \$951.63    |
|                                 | Totals for OGH SERVICE CO. INC:              |               | \$2,779.14  |              |  |  |  |             |
| OPTIMUM COMPUTER SOLUTIONS, INC | 2/2/2017                                     | INV0000081449 | 90723       | 2/8/2017     | HP DUAL PORT HARD DRIVE                          | 10-015-53100                               | Computer Supplies/Non-Cap.-Information Technology  | \$1,368.00  |
|                                 | 2/5/2017                                     | INV0000081595 | 90929       | 2/22/2017    | SERVICE LABOR                                    | 10-015-57100                               | Professional Fees-Information Technology           | \$10,493.75 |
|                                 | 2/1/2017                                     | INV0000080956 | 90929       | 2/22/2017    | SERVICE LABOR                                    | 10-015-57100                               | Professional Fees-Information Technology           | \$8,998.75  |
|                                 | 2/13/2017                                    | INV0000081558 | 91034       | 3/1/2017     | APC RACK CABLE MGMT KIT                          | 10-015-57750                               | Small Equipment & Furniture-Information Technology | \$166.00    |
|                                 | 2/22/2017                                    | INV0000081746 | 91034       | 3/1/2017     | SERVICE LABOR                                    | 10-015-57100                               | Professional Fees-Information Technology           | \$4,600.00  |
|                                 | 2/20/2017                                    | INV0000081770 | 91034       | 3/1/2017     | PROGRAMMING                                      | 10-015-57100                               | Professional Fees-Information Technology           | \$1,068.75  |
|                                 | 2/22/2017                                    | 46132         | 91034       | 3/1/2017     | SSL CERTIFICATION/RENEWAL                        | 10-015-52700                               | Business Licenses-Information Technology           | \$435.00    |
|                                 | 2/1/2017                                     | INV0000081492 | 91131       | 3/9/2017     | SERVICE LABOR                                    | 10-015-57100                               | Professional Fees-Information Technology           | \$10,091.25 |
|                                 | 2/1/2017                                     | INV0000081493 | 91131       | 3/9/2017     | SERVICE LABOR                                    | 10-015-57100                               | Professional Fees-Information Technology           | \$10,953.75 |
|                                 | Totals for OPTIMUM COMPUTER SOLUTIONS, INC.: |               | \$48,175.25 |              |  |  |  |             |
| OPTUM HEALTH BANK               | 2/3/2017                                     | OPT020317     | 2528        | 2/3/2017     | EMPLOYER HSA ET FUNDING JANUARY 2017             | 10-008-51700                               | Health & Dental-Matls. Mgmt.                       | \$62.50     |
|                                 |  |               |             |              |  | 10-007-51700                               | Health & Dental-EMS                                | \$812.50    |
|                                 |  |               |             |              |  | 10-001-51700                               | Health & Dental-Admin                              | \$162.50    |
|                                 |  |               |             |              |  | 10-000-21595                               | P/R-Health Savings-BS-BS                           | \$7,409.81  |
|                                 |  |               |             |              |  | 10-000-21595                               | P/R-Health Savings-BS-BS                           | \$7,409.81  |
|                                 |  |               |             |              |  | 10-001-51700                               | Health & Dental-Admin                              | \$62.50     |
|                                 |  |               |             |              |  | 10-002-51700                               | Health & Dental-PA                                 | \$375.00    |
|                                 |  |               |             |              |  | 10-004-51700                               | Health & Dental-Radio                              | \$187.50    |
|                                 |  |               |             |              |  | 10-005-51700                               | Health & Dental-Accou                              | \$187.50    |
|                                 |  |               |             |              |  | 10-006-51700                               | Health & Dental-Alarm                              | \$1,062.50  |
|                                 | 2/28/2017                                    | OPT022817-10  | 2652        | 2/28/2017    | EMPLOYER HSA ET FUNDING FEBRUARY 2017            | 10-007-51700                               | Health & Dental-EMS                                | \$6,312.50  |
|                                 |  |               |             |              |  | 10-008-51700                               | Health & Dental-Matls. Mgmt.                       | \$250.00    |
|                                 |  |               |             |              |  | 10-009-51700                               | Health & Dental-OMD                                | \$437.50    |
|                                 |  |               |             |              |  | 10-010-51700                               | Health & Dental-Fleet                              | \$312.50    |
|                                 |  |               |             |              |  | 10-011-51700                               | Health & Dental-Bill                               | \$437.50    |
|                                 |  |               |             |              |  | 10-015-51700                               | Health & Dental-Information Technology             | \$312.50    |
|                                 |  |               |             |              |  | 10-016-51700                               | Health & Dental-Facil                              | \$125.00    |
|                                 |  |               |             |              |  | 10-025-51700                               | Health & Dental-Human                              | \$187.50    |
|                                 |  |               |             |              |  | 10-026-51700                               | Health & Dental-Recor                              | \$125.00    |
|                                 |  |               |             |              |  | 10-027-51700                               | Health & Dental-Emerg                              | \$62.50     |
| 10-039-51700                    | Health & Dental-Param                        | \$62.50       |             |              |  |  |  |             |
| Totals for OPTUM HEALTH BANK:   |  | \$26,357.12   |             |              |  |  |  |             |

**Montgomery County Hospital District**  
**Invoice Expense Allocation Report**  
 Board Meeting 03/28/17- Paid Invoices

| Vendor Name   | Invoice Date                           | Invoice No.          | Payment No. | Payment Date | Invoice Description                                     | Account No.    | Account Description                      | Amount                |                   |
|---|--|----------------------|-------------|--------------|---|----------------|--|-----------------------|-------------------|
| O'REILLY AUTO PARTS                                     | 2/9/2017                               | 0408-270866          | 90927       | 2/22/2017    | VEHICLE PARTS   | 10-010-59050   | Vehicle-Parts-Fleet                      | \$223.44              |                   |
|   | 2/1/2017                               | 0408-267509          | 90809       | 2/16/2017    | VEHICLE PARTS   | 10-010-59050   | Vehicle-Parts-Fleet                      | \$5.98                |                   |
|   | 2/6/2017                               | 9390 02/06/17 6.05   | 2589        | 2/20/2017    | STATION 10 AC REPAIR                                    | 10-016-55600   | Maintenance & Repairs-Buildings-Facil    | \$6.05                |                   |
|   | 2/6/2017                               | 9390 02/06/17 5.93   | 2589        | 2/20/2017    | STATION 10 AC REPAIR                                    | 10-016-55600   | Maintenance & Repairs-Buildings-Facil    | \$5.93                |                   |
|   | 2/13/2017                              | 0408-272521          | 91033       | 3/1/2017     | VEHICLE PARTS   | 10-010-59050   | Vehicle-Parts-Fleet                      | \$1,518.75            |                   |
|   | 2/6/2017                               | 0408-269656          | 90927       | 2/22/2017    | VEHICLE PARTS/SHOP SUPPLIES                             | 10-010-59050   | Vehicle-Parts-Fleet                      | \$162.10              |                   |
|   |  |                      |             |              |   | 10-010-57725   | Shop Supplies-Fleet                      | \$19.96               |                   |
|   | 2/21/2017                              | 0408-275686          | 91141       | 3/9/2017     | OIL & LUBRICANTS  | 10-010-56400   | Oil & Lubricants-Fleet                   | \$99.80               |                   |
|   | 2/20/2017                              | 0408-275182          | 91141       | 3/9/2017     | VEHICLE PARTS   | 10-010-59050   | Vehicle-Parts-Fleet                      | \$270.23              |                   |
|   | 2/20/2017                              | 0408-275338          | 91141       | 3/9/2017     | VEHICLE PARTS   | 10-010-59050   | Vehicle-Parts-Fleet                      | \$41.74               |                   |
|   | 2/27/2017                              | 0408-278370          | 91217       | 3/16/2017    | VEHICLE PARTS   | 10-010-59050   | Vehicle-Parts-Fleet                      | \$93.54               |                   |
|   | <b>Totals for O'REILLY AUTO PARTS:</b> |                      |             |              |   |                |  |                       | <b>\$2,447.52</b> |
|   | ORR SAFETY CORPORATION                 | 2/16/2017            | INV3889016  | 91035        | 3/1/2017  | SAFETY GLASSES | 10-008-58700                             | Uniforms-Matls. Mgmt. | \$844.68          |
|   |  |                      |             |              |   |                |  | Uniforms-Matls. Mgmt. | \$87.07           |
| <b>Totals for ORR SAFETY CORPORATION:</b>               |  |                      |             |              |   |                |  | <b>\$931.75</b>       |                   |
| OVERHEAD DOOR COMPANY of CONF                           | 2/6/2017                               | 9390 02/06/17 5.00   | 2590        | 2/20/2017    | STATION 20 GATE REPAIR                                  | 10-016-55600   | Maintenance & Repairs-Buildings-Facil    | \$5.00                |                   |
| <b>Totals for OVERHEAD DOOR COMPANY of CONROE:</b>      |  |                      |             |              |   |                |  | <b>\$5.00</b>         |                   |
| PANORAMA, CITY OF                                       | 2/23/2017                              | 102015906 02/23/17   | 91118       | 3/9/2017     | STATION 14 01/20/17-02/19/17                            | 10-016-58800   | Utilities-Facil                          | \$59.38               |                   |
| <b>Totals for PANORAMA, CITY OF:</b>                    |  |                      |             |              |   |                |  | <b>\$59.38</b>        |                   |
| PATRICK, CASEY B  | 2/16/2017                              | PAT021617            | 90791       | 2/16/2017    | NAEMSP TRAVEL/CONF REIMBURSEMENT 12/19-01/26            | 10-009-53150   | Conferences - Fees, Travel, & Meals-Dept | \$1,825.00            |                   |
|   | 2/1/2017                               | PAT020617            | 90930       | 2/22/2017    | ASSISSTANT MEDICAL DIRECTOR 01/1/17-01/31/17            | 10-009-57100   | Professional Fees-OMD                    | \$5,280.00            |                   |
|   | <b>Totals for PATRICK, CASEY B:</b>    |                      |             |              |   |                |  |                       | <b>\$7,105.00</b> |
| PAYOR LOGIC, INC.                                       | 2/1/2017                               | INV-5050             | 90792       | 2/16/2017    | MONTHLY FEE/PAYMENT ADVISOR/ADDRESS CHECKER/IINS DISCOV | 10-011-52900   | Collection Fees-Bill                     | \$3,369.00            |                   |
|   | 2/8/2017                               | INV-5101             | 90931       | 2/22/2017    | MONTHLY FEE/PAYMENT ADVISOR/ADDRESS CHECKER/IINS DISCOV | 10-011-52900   | Collection Fees-Bill                     | \$3,609.00            |                   |
|   | <b>Totals for PAYOR LOGIC, INC.:</b>   |                      |             |              |   |                |  |                       | <b>\$6,978.00</b> |
| PENWELL C & E   | 2/6/2017                               | 7809 02/06/17 800.00 | 2591        | 2/20/2017    | EMS TODAY CONFERENCE FEE/RANDY JOHNSON                  | 10-001-53150   | Conferences - Fees, Travel, & Meals-Admi | \$800.00              |                   |
|   | 2/6/2017                               | 7809 02/06/17 550.00 | 2591        | 2/20/2017    | EMS TODAY CONF FEE/J. DEVLIN                            | 10-007-53150   | Conferences - Fees, Travel, & Meals-EMS  | \$550.00              |                   |
|   | 2/6/2017                               | 7809 02/06 550.00.2  | 2591        | 2/20/2017    | EMS TODAY CONFERENCE/PATRICK LANGAN                     | 10-007-53150   | Conferences - Fees, Travel, & Meals-EMS  | \$550.00              |                   |
|   | 2/6/2017                               | 7809 02/06 550.00.3  | 2591        | 2/20/2017    | EMS TODAY CONFERENCE FEE/KEVIN NUTT                     | 10-007-53150   | Conferences - Fees, Travel, & Meals-EMS  | \$550.00              |                   |
|   | <b>Totals for PENWELL C &amp; E:</b>   |                      |             |              |   |                |  |                       | <b>\$2,450.00</b> |
| PERFORMANCE TINTERS                                     | 2/6/2017                               | 11364                | 90932       | 2/22/2017    | TINT DODGE CAB & CHASSIS                                | 10-010-52755   | Capital Purchase - Vehicles-Fleet        | \$625.00              |                   |
| <b>Totals for PERFORMANCE TINTERS:</b>                  |  |                      |             |              |   |                |  | <b>\$625.00</b>       |                   |
| PITNEY BOWES INC (POB 371896)post                       | 2/16/2017                              | 04765611 02/16/17    | 91037       | 3/1/2017     | ACCT #8000-9090-0476-5611 01/18/17 - 02/16/17           | 10-008-56900   | Postage-Meter                            | \$1,510.00            |                   |
| <b>Totals for PITNEY BOWES INC (POB 371896)postage:</b> |  |                      |             |              |   |                |  | <b>\$1,510.00</b>     |                   |
| POSTMASTER  | 2/1/2017                               | POS020117            | 90594       | 2/2/2017     | SET UP ACCOUNT FOR "POSTAGE DUE" CERTIFIED MAIL         | 10-008-56900   | Postage-Meter                            | \$100.00              |                   |
|   | 2/6/2017                               | 1754 02/06/17 166    | 2592        | 2/20/2017    | POB 478 RENTAL  | 10-008-56900   | Postage-Meter                            | \$166.00              |                   |
|   | <b>Totals for POSTMASTER:</b>          |                      |             |              |   |                |  |                       | <b>\$266.00</b>   |

**Montgomery County Hospital District**  
**Invoice Expense Allocation Report**  
 Board Meeting 03/28/17- Paid Invoices

| Vendor Name                         | Invoice Date | Invoice No.          | Payment No. | Payment Date | Invoice Description                             | Account No.  | Account Description                       | Amount   |           |                                    |              |                        |          |
|-------------------------------------|--------------|----------------------|-------------|--------------|---|--------------|---|----------|-----------|------------------------------------|--------------|------------------------|----------|
| PRE CHECK, INC.                     | 2/1/2017     | 9190407              | 90810       | 2/16/2017    | ACCT #1213 BACKGROUND CHECKS                    | 10-025-57300 | Recruit/Investigate-Human                 | \$51.40  |           |                                    |              |                        |          |
|                                     |              |                      |             |              |   |              | Totals for PRE CHECK, INC.:               | \$51.40  |           |                                    |              |                        |          |
| PREMIERE GLOBAL SERVICES            | 2/6/2017     | 1754 02/06/17 111.23 | 2593        | 2/20/2017    | 12/13/16-01/12/17                               | 10-015-58310 | Telephones-Service-Information Technolog  | \$111.23 |           |                                    |              |                        |          |
|                                     |              |                      |             |              |   |              | Totals for PREMIERE GLOBAL SERVICES:      | \$111.23 |           |                                    |              |                        |          |
| QUALITY PARTS WAREHOUSE             | 2/6/2017     | 4549 02/06/17 797.88 | 2594        | 2/20/2017    | BALL JOINTS                                     | 10-010-59050 | Vehicle-Parts-Fleet                       | \$797.88 |           |                                    |              |                        |          |
|                                     |              |                      |             |              |   |              | Totals for QUALITY PARTS WAREHOUSE:       | \$797.88 |           |                                    |              |                        |          |
| RADIO SOFT INC.                     | 2/1/2017     | 1690959              | 91120       | 3/9/2017     | 800MHZ PUBLIC SAFETY PER PAIR PER LOCATION      | 10-004-57100 | Professional Fees-Radio                   | \$600.00 |           |                                    |              |                        |          |
|                                     |              |                      |             |              |   |              | Totals for RADIO SOFT INC.:               | \$600.00 |           |                                    |              |                        |          |
| READY REFRESH BY NESTLE             | 2/6/2017     | 1754 02/06/17 83.79  | 2595        | 2/20/2017    | ACCT# 0123393225                                | 10-008-57900 | Station Supplies-Mater                    | \$83.79  |           |                                    |              |                        |          |
|                                     |              |                      |             |              |   |              | 1754 02/06/17 6.48                        | 2596     | 2/20/2017 | ACCT# 0123390916                   | 10-008-57900 | Station Supplies-Mater | \$6.48   |
|                                     |              |                      |             |              |   |              | 1754 02/06/17 51.87                       | 2597     | 2/20/2017 | ACCT# 0123391039                   | 10-008-57900 | Station Supplies-Mater | \$51.87  |
|                                     |              |                      |             |              |   |              | 1754 02/06/17 51.38                       | 2598     | 2/20/2017 | ACCT# 012339259                    | 10-008-57900 | Station Supplies-Mater | \$51.38  |
|                                     |              |                      |             |              |   |              | 1754 02/06/17 42.89                       | 2599     | 2/20/2017 | ACCT# 0123393670                   | 10-008-57900 | Station Supplies-Mater | \$42.89  |
|                                     |              |                      |             |              |   |              | 1754 02/06/17 42.40                       | 2600     | 2/20/2017 | ACCT# 0123390965                   | 10-008-57900 | Station Supplies-Mater | \$42.40  |
|                                     |              |                      |             |              |   |              | 1754 02/06/17 37.91                       | 2601     | 2/20/2017 | ACCT# 0123393704                   | 10-008-57900 | Station Supplies-Mater | \$37.91  |
|                                     |              |                      |             |              |   |              | 1754 02/06/17 36.38                       | 2602     | 2/20/2017 | ACCT# 0123393332                   | 10-008-57900 | Station Supplies-Mater | \$36.38  |
|                                     |              |                      |             |              |   |              | 1754 02/06/17 33.91                       | 2603     | 2/20/2017 | ACCT# 0123392532                   | 10-008-57900 | Station Supplies-Mater | \$33.91  |
|                                     |              |                      |             |              |   |              | 1754 02/06/17 33.40                       | 2604     | 2/20/2017 | ACCT# 0123390924                   | 10-008-57900 | Station Supplies-Mater | \$33.40  |
|                                     |              |                      |             |              |   |              | 1754 02/06/17 26.93                       | 2605     | 2/20/2017 | ACCT# 0123393654                   | 10-008-57900 | Station Supplies-Mater | \$26.93  |
|                                     |              |                      |             |              |   |              | 1754 02/06/17 24.94                       | 2606     | 2/20/2017 | ACCT# 0124383076                   | 10-008-57900 | Station Supplies-Mater | \$24.94  |
|                                     |              |                      |             |              |   |              | 1754 02/06/17 22.44                       | 2607     | 2/20/2017 | ACCT# 0123391062                   | 10-008-57900 | Station Supplies-Mater | \$22.44  |
|                                     |              |                      |             |              |   |              | 1754 02/06/17 22.43                       | 2608     | 2/20/2017 | ACCT# 0124330192                   | 10-008-57900 | Station Supplies-Mater | \$22.43  |
|                                     |              |                      |             |              |   |              | 1754 02/06/17 20.93                       | 2609     | 2/20/2017 | ACCT# 0123393399                   | 10-008-57900 | Station Supplies-Mater | \$20.93  |
|                                     |              |                      |             |              |   |              | 1754 02/06/17 19.95                       | 2610     | 2/20/2017 | ACCT# 0123393712                   | 10-008-57900 | Station Supplies-Mater | \$19.95  |
|                                     |              |                      |             |              |   |              | 1754 02/06/17 17.44                       | 2611     | 2/20/2017 | ACCT# 0123390957/STATION 11        | 10-008-57900 | Station Supplies-Mater | \$17.44  |
|                                     |              |                      |             |              |   |              | 1754 02/06/17                             | 2612     | 2/20/2017 | ACCT# 0123393738                   | 10-008-57900 | Station Supplies-Mater | \$65.34  |
|                                     |              |                      |             |              |   |              | 1754 02/06 33.91                          | 2613     | 2/20/2017 | ACCT# 0123393597                   | 10-008-57900 | Station Supplies-Mater | \$33.91  |
| Totals for READY REFRESH BY NESTLE: |              |                      |             |              |   |              | \$674.72                                  |          |           |                                    |              |                        |          |
| RELIANT ENERGY                      | 2/2/2017     | 135004129057         | 90724       | 2/8/2017     | MAGNOLIA TOWER 12/29/16 - 01/30/17              | 10-004-58800 | Utilities-Radio                           | \$107.82 |           |                                    |              |                        |          |
|                                     |              |                      |             |              |   |              | 135004129058                              | 90725    | 2/8/2017  | MAGNOLIA TOWER 12/29/16 - 01/30/17 | 10-004-58800 | Utilities-Radio        | \$701.34 |
|                                     |              |                      |             |              |   |              | 213000385577                              | 90811    | 2/16/2017 | STATION 41 01/03/17 - 02/01/17     | 10-016-58800 | Utilities-Facil        | \$9.16   |
|                                     |              |                      |             |              |   |              | 111017921982                              | 90812    | 2/16/2017 | STATION 41 01/03/17 - 02/01/17     | 10-016-58800 | Utilities-Facil        | \$499.29 |
|                                     |              |                      |             |              |   |              | 1754 02/06/17 55.49                       | 2614     | 2/20/2017 | ACCT# 70332033 12/29/16-01/30/17   | 10-004-58800 | Utilities-Radio        | \$55.49  |
|                                     |              |                      |             |              |   |              | 1754 02/06/17 502.22                      | 2615     | 2/20/2017 | ACCT# 91123703 12/29/16-01/30/17   | 10-004-58800 | Utilities-Radio        | \$502.22 |
| Totals for RELIANT ENERGY:          |              |                      |             |              |   |              | \$1,875.32                                |          |           |                                    |              |                        |          |
| RON TURLEY ASSOCIATES, INC          | 2/10/2017    | 48661                | 91121       | 3/9/2017     | 27TH ANNUAL USER'S CONFERENCE 03/22-03/24, 2017 | 10-010-53150 | Conferences - Fees, Travel, & Meals-Fleet | \$895.00 |           |                                    |              |                        |          |
|                                     |              |                      |             |              |   |              | Totals for RON TURLEY ASSOCIATES, INC:    | \$895.00 |           |                                    |              |                        |          |



**Montgomery County Hospital District**  
**Invoice Expense Allocation Report**  
Board Meeting 03/28/17- Paid Invoices

| Vendor Name                  | Invoice Date | Invoice No.          | Payment No. | Payment Date | Invoice Description                             | Account No.  | Account Description                         | Amount     |
|------------------------------|--------------|----------------------|-------------|--------------|---|--------------|---|------------|
| ROTARY CLUB OF THE WOODLANDS | 2/15/2017    | ROT022017            | 91041       | 3/1/2017     | QUARTERLY DUES/GUEST MEAL                       | 10-001-54100 | Dues/Subscriptions-Admin                    | \$300.00   |
|                              |              |                      |             |              |   |              | Totals for ROTARY CLUB OF THE WOODLANDS:    | \$300.00   |
| S.A.F.E. DRUG TESTING        | 2/1/2017     | 15168                | 90813       | 2/16/2017    | EMPLOYEE DRUG TESTING 01/01/17 - 01/31/17       | 10-025-57300 | Recruit/Investigate-Human                   | \$1,235.00 |
|                              |              |                      |             |              |   |              | Totals for S.A.F.E. DRUG TESTING:           | \$1,235.00 |
| SAFE KIDS                    | 2/27/2017    | SAF022717            | 91132       | 3/9/2017     | CAR SEAT TECH RECERTIFICATION - JACKIE MLADENKA | 10-009-52950 | Community Education-Dept                    | \$50.00    |
|                              |              |                      |             |              |   |              | Totals for SAFE KIDS:                       | \$50.00    |
| SAFETY-KLEEN CORP.           | 2/8/2017     | 72606418             | 90814       | 2/16/2017    | 30G PARTS WASHER-SOLVENT                        | 10-010-54500 | Equipment Rental-Fleet                      | \$148.32   |
|                              | 2/20/2017    |                      |             |              |   | 10-010-54500 | Equipment Rental-Fleet                      | \$148.32   |
|                              |              |                      |             |              |   |              | Totals for SAFETY-KLEEN CORP.:              | \$296.64   |
| SALSBURY INDUSTRIES          | 2/7/2017     | 1492140              | 90935       | 2/22/2017    | MAIL HOUSE-BLACK                                | 10-016-55600 | Maintenance & Repairs-Buildings-Facil       | \$80.00    |
|                              | 2/7/2017     | 1492140B             | 90935       | 2/22/2017    | FREIGHT   | 10-016-55600 | Maintenance & Repairs-Buildings-Facil       | \$13.68    |
|                              |              |                      |             |              |   |              | Totals for SALSBURY INDUSTRIES:             | \$93.68    |
| SAM'S CLUB DIRECT            | 2/20/2017    | ST 02/20/17 \$2.32   | 91042       | 3/1/2017     | 5X7 PHOTO PRINTS                                | 10-009-54450 | Employee Recognition-OMD                    | \$2.32     |
|                              | 2/20/2017    | ST 2/20/17 \$1,059.4 | 91042       | 3/1/2017     | GIFT CARDS                                      | 10-025-54450 | Employee Recognition-Human                  | \$1,059.40 |
|                              | 2/20/2017    | ST 2/20/17 \$151.14  | 91042       | 3/1/2017     | STATION SUPPLIES                                | 10-008-57900 | Station Supplies-Mater                      | \$151.14   |
|                              | 2/20/2017    | ST 02/20/17 \$327.44 | 91042       | 3/1/2017     | STATION SUPPLIES                                | 10-008-57900 | Station Supplies-Mater                      | \$327.44   |
|                              | 2/20/2017    | ST 02/20/17 \$299.74 | 91042       | 3/1/2017     | STATION SUPPLIES                                | 10-008-57900 | Station Supplies-Mater                      | \$299.74   |
|                              | 2/20/2017    | ST 02/20/17 \$48.06  | 91042       | 3/1/2017     | STATION SUPPLIES                                | 10-008-57900 | Station Supplies-Mater                      | \$48.06    |
|                              | 2/20/2017    | ST 02/20/17 \$390.79 | 91042       | 3/1/2017     | STATION SUPPLIES                                | 10-008-57900 | Station Supplies-Mater                      | \$390.79   |
|                              |              |                      |             |              |   |              | Totals for SAM'S CLUB DIRECT:               | \$2,278.89 |
| SANDERS, SCOTT               | 2/13/2017    | SAN021317            | 90793       | 2/16/2017    | MILEAGE REIMBURSEMENT 01/20/17                  | 10-006-56200 | Mileage Reimbursements-Alarm                | \$6.84     |
|                              |              |                      |             |              |   |              | Totals for SANDERS, SCOTT:                  | \$6.84     |
| SARI'S CREATIONS             | 2/9/2017     | 7003                 | 91133       | 3/9/2017     | EMBROIDERY JOB - POLOS                          | 10-008-58700 | Uniforms-Matls. Mgmt.                       | \$162.00   |
|                              |              |                      |             |              |   | 10-008-58700 | Uniforms-Matls. Mgmt.                       | \$18.85    |
|                              | 2/22/2017    | 7061                 | 91144       | 3/9/2017     | EMBROIDERY JOB - POLOS                          | 10-008-58700 | Uniforms-Matls. Mgmt.                       | \$162.00   |
|                              |              |                      |             |              |   | 10-008-58700 | Uniforms-Matls. Mgmt.                       | \$18.85    |
|                              | 2/24/2017    | 7076                 | 91144       | 3/9/2017     | EMBROIDERY JOB - POLOS                          | 10-008-58700 | Uniforms-Matls. Mgmt.                       | \$81.00    |
|                              |              |                      |             |              |   | 10-008-58700 | Uniforms-Matls. Mgmt.                       | \$13.60    |
|                              |              |                      |             |              |   |              | Totals for SARI'S CREATIONS:                | \$456.30   |
| SCHAEFFER MANUFACTURING COMP | 2/1/2017     | SK4165-INV1          | 90936       | 2/22/2017    | OIL AND LUBRICANTS                              | 10-010-56400 | Oil & Lubricants-Fleet                      | \$990.78   |
|                              |              |                      |             |              |   | 10-010-56500 | Other Services-Fleet                        | \$1,586.92 |
|                              | 2/22/2017    | SK4186-INV1          | 91145       | 3/9/2017     | OIL & LUBRICANTS                                | 10-010-56400 | Oil & Lubricants-Fleet                      | \$920.03   |
|                              |              |                      |             |              |   |              | Totals for SCHAEFFER MANUFACTURING COMPANY: | \$3,497.73 |
| SHEEHAN, RYAN                | 2/8/2017     | SHE020817            | 90707       | 2/8/2017     | MONIES OWED TO EMPLOYEE PPE 02/04/17            | 10-000-21400 | Accrued Payroll-BS                          | \$686.45   |
|                              |              |                      |             |              |   |              | Totals for SHEEHAN, RYAN:                   | \$686.45   |

**Montgomery County Hospital District**  
**Invoice Expense Allocation Report**  
Board Meeting 03/28/17- Paid Invoices

| Vendor Name                   | Invoice Date | Invoice No.          | Payment No. | Payment Date | Invoice Description                                     | Account No.  | Account Description                   | Amount                                 |             |
|-------------------------------|--------------|----------------------|-------------|--------------|---|--------------|---------------------------------------|--|-------------|
| SHERWIN-WILLIAMS              | 2/6/2017     | 9390 02/06/17 103.05 | 2616        | 2/20/2017    | PAINT FOR SHIFT COMMANDER OFFICE                        | 10-016-55600 | Maintenance & Repairs-Buildings-Facil | \$103.05                               |             |
|                               |              |                      |             |              |   |              | Totals for SHERWIN-WILLIAMS:          | \$103.05                               |             |
| SIMPSON DABNEY                | 2/6/2017     | 9390 02/06/17 35.00  | 2617        | 2/20/2017    | ALARM FRIDGE REPAIR                                     | 10-016-55600 | Maintenance & Repairs-Buildings-Facil | \$35.00                                |             |
|                               |              |                      |             |              |   |              | Totals for SIMPSON DABNEY:            | \$35.00                                |             |
| SPLENDORA, CITY OF            | 2/1/2017     | 1010135000 01/31/17  | 90816       | 2/16/2017    | STATION 31 12/29/16 - 01/29/17                          | 10-016-58800 | Utilities-Facil                       | \$41.00                                |             |
|                               |              |                      |             |              |   |              | Totals for SPLENDORA, CITY OF:        | \$41.00                                |             |
| STANDARD INSURANCE COMPANY (P | 2/1/2017     | 160-160682-2/10 FEB  | 2530        | 2/1/2017     | VISION PREMIUM (FUND 10) 02/01/17 - 02/28/17            | 10-001-51700 | Health & Dental-Admin                 | \$52.26                                |             |
|                               |              |                      |             |              |   |              | 10-002-51700                          | Health & Dental-PA                     | \$163.37    |
|                               |              |                      |             |              |   |              | 10-004-51700                          | Health & Dental-Radio                  | \$50.76     |
|                               |              |                      |             |              |   |              | 10-005-51700                          | Health & Dental-Accou                  | \$64.33     |
|                               |              |                      |             |              |   |              | 10-006-51700                          | Health & Dental-Alarm                  | \$280.52    |
|                               |              |                      |             |              |   |              | 10-007-51700                          | Health & Dental-EMS                    | \$1,958.90  |
|                               |              |                      |             |              |   |              | 10-008-51700                          | Health & Dental-Matls. Mgmt.           | \$71.23     |
|                               |              |                      |             |              |   |              | 10-009-51700                          | Health & Dental-OMD                    | \$100.11    |
|                               |              |                      |             |              |   |              | 10-010-51700                          | Health & Dental-Fleet                  | \$82.76     |
|                               |              |                      |             |              |   |              | 10-011-51700                          | Health & Dental-Bill                   | \$150.09    |
|                               |              |                      |             |              |   |              | 10-015-51700                          | Health & Dental-Information Technology | \$39.23     |
|                               |              |                      |             |              |   |              | 10-016-51700                          | Health & Dental-Facil                  | \$52.69     |
|                               | 2/1/2017     | 160-160682-1/10 FEB  | 2532        | 2/1/2017     | DENTAL PREMIUMS (FUND 10) 02/01/17 - 02/28/17           | 10-002-51700 | Health & Dental-PA                    | \$47.41                                |             |
|                               |              |                      |             |              |   |              | 10-004-51700                          | Health & Dental-Radio                  | \$344.07    |
|                               |              |                      |             |              |   |              | 10-005-51700                          | Health & Dental-Accou                  | \$394.18    |
|                               |              |                      |             |              |   |              | 10-006-51700                          | Health & Dental-Alarm                  | \$1,511.50  |
|                               |              |                      |             |              |   |              | 10-007-51700                          | Health & Dental-EMS                    | \$11,255.02 |
|                               |              |                      |             |              |   |              | 10-008-51700                          | Health & Dental-Matls. Mgmt.           | \$339.94    |
|                               |              |                      |             |              |   |              | 10-009-51700                          | Health & Dental-OMD                    | \$588.36    |
|                               |              |                      |             |              |   |              | 10-010-51700                          | Health & Dental-Fleet                  | \$452.01    |
|                               |              |                      |             |              |   |              | 10-011-51700                          | Health & Dental-Bill                   | \$610.60    |
|                               |              |                      |             |              |   |              | 10-015-51700                          | Health & Dental-Information Technology | \$178.02    |
|                               |              |                      |             |              |   |              | 10-016-51700                          | Health & Dental-Facil                  | \$310.49    |
|                               |              |                      |             |              |   |              | 10-025-51700                          | Health & Dental-Human                  | \$279.49    |
|                               | 2/1/2017     | 160682-10 02/01/17   | 2654        | 2/1/2017     | LIFE & DISABILITY INSURANCE PREMIUMS 02/1/17 - 02/28/17 | 10-002-51700 | Health & Dental-PA                    | \$173.07                               |             |
|                               |              |                      |             |              |   |              | 10-004-51700                          | Health & Dental-Radio                  | \$157.09    |
|                               |              |                      |             |              |   |              | 10-005-51700                          | Health & Dental-Accou                  | \$227.15    |
|                               |              |                      |             |              |   |              | 10-006-51700                          | Health & Dental-Alarm                  | \$1,159.58  |
|                               |              |                      |             |              |   |              | 10-026-51700                          | Health & Dental-Recor                  | \$30.50     |
|                               |              |                      |             |              |   |              | 10-027-51700                          | Health & Dental-Emerg                  | \$16.92     |
|                               |              |                      |             |              |   |              | 10-039-51700                          | Health & Dental-Param                  | \$76.40     |
|                               |              |                      |             |              |   |              | 10-001-51700                          | Health & Dental-Admin                  | \$318.76    |
|                               |              |                      |             |              |   |              | 10-002-51700                          | Health & Dental-PA                     | \$584.83    |
|                               |              |                      |             |              |   |              | 10-004-51700                          | Health & Dental-Radio                  | \$344.07    |
|                               |              |                      |             |              |   |              | 10-005-51700                          | Health & Dental-Accou                  | \$394.18    |
|                               |              |                      |             |              |   |              | 10-006-51700                          | Health & Dental-Alarm                  | \$1,511.50  |

**Montgomery County Hospital District**  
**Invoice Expense Allocation Report**  
Board Meeting 03/28/17- Paid Invoices

| Vendor Name          | Invoice Date | Invoice No.          | Payment No. | Payment Date | Invoice Description                          | Account No.  | Account Description                     | Amount             |
|----------------------|--------------|----------------------|-------------|--------------|--|--|---|--------------------|
|                      |              |                      |             |              |  | 10-007-51700   | Health & Dental-EMS                     | \$9,352.49         |
|                      |              |                      |             |              |  | 10-008-51700   | Health & Dental-Matls. Mgmt.            | \$307.74           |
|                      |              |                      |             |              |  | 10-009-51700   | Health & Dental-OMD                     | \$617.03           |
|                      |              |                      |             |              |  | 10-010-51700   | Health & Dental-Fleet                   | \$353.48           |
|                      |              |                      |             |              |  | 10-011-51700   | Health & Dental-Bill                    | \$781.57           |
|                      |              |                      |             |              |  | 10-015-51700   | Health & Dental-Information Technology  | \$354.24           |
|                      |              |                      |             |              |  | 10-016-51700   | Health & Dental-Facil                   | \$172.85           |
|                      |              |                      |             |              |  | 10-025-51700   | Health & Dental-Human                   | \$217.21           |
|                      |              |                      |             |              |  | 10-026-51700   | Health & Dental-Recor                   | \$186.46           |
|                      |              |                      |             |              |  | 10-027-51700   | Health & Dental-Emerg                   | \$45.20            |
|                      |              |                      |             |              |  | 10-039-51700   | Health & Dental-Param                   | \$319.54           |
|                      |              |                      |             |              |  | <b>Totals for STANDARD INSURANCE COMPANY (POB 645311):</b> |   | <b>\$36,489.67</b> |
| STAPLES ADVANTAGE    | 2/1/2017     | 3328599831 01/28/17  |             |              | CREDIT/3322428859                            | 10-008-57900   | Station Supplies-Mater                  | (\$26.00)          |
|                      | 2/1/2017     | 3328599845 01/28/17  | 90817       | 2/16/2017    | OFFICE SUPPLIES                              | 10-008-56300   | Office Supplies-Matls. Mgmt.            | \$111.20           |
|                      | 2/1/2017     | 3328599847 01/28/17  | 90817       | 2/16/2017    | STATION SUPPLIES                             | 10-008-57900   | Station Supplies-Mater                  | \$63.78            |
|                      | 2/1/2017     | 3328599848 01/28/17  | 90817       | 2/16/2017    | OFFICCE SUPPLIES                             | 10-008-56300   | Office Supplies-Matls. Mgmt.            | \$319.80           |
|                      | 2/1/2017     | 3328599852 01/28/17  | 90817       | 2/16/2017    | STATION SUPPLIES                             | 10-008-57900   | Station Supplies-Mater                  | \$205.94           |
|                      | 2/1/2017     | 3328599851 01/28/17  | 90817       | 2/16/2017    | OFFICE SUPPLIES                              | 10-008-57900   | Station Supplies-Mater                  | \$9.50             |
|                      | 2/1/2017     | 3328599836B 01/28/17 | 90817       | 2/16/2017    | OFFICE SUPPLIES                              | 10-009-52600   | Books/Materials-OMD                     | \$17.48            |
|                      | 2/1/2017     | 3328599836A 01/28/17 | 90817       | 2/16/2017    | STATION SUPPLIES                             | 10-008-56300   | Office Supplies-Matls. Mgmt.            | \$627.24           |
|                      |              |                      |             |              |  | 10-008-57900   | Station Supplies-Mater                  | \$212.61           |
|                      | 2/1/2017     | 3328599840 01/28/17  | 90817       | 2/16/2017    | STATION SUPPLIES                             | 10-008-57900   | Station Supplies-Mater                  | \$24.86            |
|                      | 2/1/2017     | 3328599842 01/28/17  | 90817       | 2/16/2017    | OFFICE SUPPLIES                              | 10-008-56300   | Office Supplies-Matls. Mgmt.            | \$39.88            |
|                      |              |                      |             |              |  | <b>Totals for STAPLES ADVANTAGE:</b>                       |   | <b>\$1,606.29</b>  |
| STERICYCLE, INC      | 2/1/2017     | 4006853910           | 90818       | 2/16/2017    | ACCT #2055356 FEB 2017                       | 10-008-52500   | Bio-Waste Removal-Mater                 | \$235.96           |
|                      |              |                      |             |              |  | 10-008-52500   | Bio-Waste Removal-Mater                 | \$1,418.99         |
|                      |              |                      |             |              |  | 10-008-52500   | Bio-Waste Removal-Mater                 | \$163.21           |
|                      |              |                      |             |              |  | 10-008-52500   | Bio-Waste Removal-Mater                 | \$157.42           |
|                      |              |                      |             |              |  | 10-008-52500   | Bio-Waste Removal-Mater                 | \$235.96           |
|                      |              |                      |             |              |  | 10-008-52500   | Bio-Waste Removal-Mater                 | \$163.21           |
|                      |              |                      |             |              |  | 10-008-52500   | Bio-Waste Removal-Mater                 | \$203.93           |
|                      |              |                      |             |              |  | 10-008-52500   | Bio-Waste Removal-Mater                 | \$163.21           |
|                      |              |                      |             |              |  | 10-008-52500   | Bio-Waste Removal-Mater                 | \$163.21           |
|                      |              |                      |             |              |  | 10-008-52500   | Bio-Waste Removal-Mater                 | \$211.71           |
|                      |              |                      |             |              |  | 10-008-52500   | Bio-Waste Removal-Mater                 | \$157.42           |
|                      |              |                      |             |              |  | 10-008-52500   | Bio-Waste Removal-Mater                 | \$163.21           |
|                      |              |                      |             |              |  | 10-008-52500   | Bio-Waste Removal-Mater                 | \$163.21           |
|                      |              |                      |             |              |  | 10-008-52500   | Bio-Waste Removal-Mater                 | \$153.50           |
|                      |              |                      |             |              |  | 10-008-52500   | Bio-Waste Removal-Mater                 | \$211.71           |
|                      |              |                      |             |              |  | 10-008-52500   | Bio-Waste Removal-Mater                 | \$126.13           |
|                      |              |                      |             |              |  | <b>Totals for STERICYCLE, INC:</b>                         |   | <b>\$4,091.99</b>  |
| STEWART ORGANIZATION | 2/28/2017    | 1204087              | 91230       | 3/16/2017    | ACCT #1110518 COPIER USAGE 02/25/17-03/24/17 | 10-015-55400   | Leases/Contracts-Information Technology | \$1,557.70         |
|                      |              |                      |             |              |  | <b>Totals for STEWART ORGANIZATION:</b>                    |   | <b>\$1,557.70</b>  |

**Montgomery County Hospital District**  
**Invoice Expense Allocation Report**  
 Board Meeting 03/28/17- Paid Invoices

| Vendor Name                                  | Invoice Date  | Invoice No.          | Payment No. | Payment Date                   | Invoice Description                                      | Account No.                              | Account Description                       | Amount     |
|--|---|----------------------|-------------|--------------------------------|--|--|---|------------|
| STRYKER SALES CORPORATION                    | 2/13/2017   | 2108624M             | 91049       | 3/1/2017                       | MEDICAL EQUIPMENT  | 10-008-54200                             | Durable Medical Equipment-Mater           | \$3,123.52 |
|  | 2/1/2017  | 2086196M             | 90821       | 2/16/2017                      | SHOULDER HARNESS/WAIST RESTRAINT/LEG RESTRAINT           | 10-008-54200                             | Durable Medical Equipment-Mater           | \$1,190.70 |
|  |   |                      |             |                                |  | 10-008-54200                             | Durable Medical Equipment-Mater           | \$4.16     |
|  | 2/7/2017  | 2104253M             | 90937       | 2/22/2017                      | REPAIR OF STAIR CHAIR                                    | 10-008-57650                             | Repair-Equipment-Matls. Mgmt.             | \$168.75   |
| Totals for STRYKER SALES CORPORATION:        |   |                      |             |                                |  |  |   | \$4,487.13 |
| SUDDENLINK                                   | 2/12/2017   | 714445701 02/12/17   | 90938       | 2/22/2017                      | MCHD CAMPUS 02/21/17 - 03/20/17                          | 10-016-58800                             | Utilities-Facil                           | \$194.47   |
|  | 2/12/2017   | 717712401 02/12/17   | 90939       | 2/22/2017                      | STATION 14 02/21/17 - 03/20/17                           | 10-016-58800                             | Utilities-Facil                           | \$51.07    |
|  |   |                      |             |                                |  | 10-015-58310                             | Telephones-Service-Information Technolog  | \$79.95    |
|  | 2/24/2017   | 709532001 02/24/17   | 91135       | 3/9/2017                       | STATION 13 03/01/17 - 03/31/17                           | 10-016-58800                             | Utilities-Facil                           | \$50.08    |
|  |   |                      | #N/A        | #N/A                           |  | 10-015-58310                             | Telephones-Service-Information Technolog  | \$85.97    |
| 2/24/2017                                    | 719772101 02/24/17                                    | 91136                | 3/9/2017    | STATION 30 03/01/17 - 03/31/17 | 10-015-58310   | Telephones-Service-Information Technolog | \$104.71                                  |            |
| Totals for SUDDENLINK:                       |   |                      |             |                                |  |  |   | \$566.25   |
| SUPERSHUTTLE                                 | 2/6/2017  | 7809 02/06/17 60.00  | 2618        | 2/20/2017                      | SHUTTLE TO TRITECH                                       | 10-015-53150                             | Conferences - Fees, Travel, & Meals-Infor | \$60.00    |
|  | Totals for SUPERSHUTTLE:                              |                      |             |                                |  |  |   |            |
| TAYLOR HEALTHCARE PRODUCTS, I                | 2/2/2017  | 60793539             | 90822       | 2/16/2017                      | LINENS   | 10-008-53800                             | Disposable Linen-Mater                    | \$1,847.80 |
|  | 2/8/2017  | 60793564             | 90940       | 2/22/2017                      | LINENS   | 10-008-53800                             | Disposable Linen-Mater                    | \$1,438.90 |
|  | 2/16/2017   | 60793601             | 91051       | 3/1/2017                       | LINENS   | 10-008-53800                             | Disposable Linen-Mater                    | \$1,952.00 |
|  | 2/22/2017   | 60793633             | 91148       | 3/9/2017                       | LINENES  | 10-008-53800                             | Disposable Linen-Mater                    | \$1,921.70 |
| Totals for TAYLOR HEALTHCARE PRODUCTS, INC.: |   |                      |             |                                |  |  |   | \$7,160.40 |
| TEXAS AIR FILTRATION INC.                    | 2/15/2017   | 73049                | 90980       | 3/1/2017                       | AIR FILTERS  | 10-016-57725                             | Shop Supplies-Facil                       | \$1,094.26 |
|  | Totals for TEXAS AIR FILTRATION INC.:                 |                      |             |                                |  |  |   |            |
| TEXAS ASSOCIATION OF EVT                     | 2/6/2017  | 4549 02/06/17 897.00 | 2619        | 2/20/2017                      | CONFERENCE REGISTRATION FOR COOLEY, LEDWIG, MCMINN       | 10-010-53150                             | Conferences - Fees, Travel, & Meals-Fleet | \$897.00   |
|  | Totals for TEXAS ASSOCIATION OF EVT:                  |                      |             |                                |  |  |   |            |
| THE SPRINGS EVENT VENUE                      | 2/22/2017   | TSE022217            | 90945       | 2/22/2017                      | DEPOSIT - 2017 AWARDS BANQUET                            | 10-025-54450                             | Employee Recognition-Human                | \$987.50   |
|  | Totals for THE SPRINGS EVENT VENUE:                   |                      |             |                                |  |  |   |            |
| THE WOODLANDS TOWNSHIP (23/24/               | 2/23/2017   | MAR 2017-142         | 90955       | 2/23/2017                      | STATION 23, 24, & 29 RENT                                | 10-000-14900                             | Prepaid Expenses-BS                       | \$1,000.00 |
|  |   |                      |             |                                |  | 10-000-14900                             | Prepaid Expenses-BS                       | \$1,000.00 |
|  |   |                      |             |                                |  | 10-000-14900                             | Prepaid Expenses-BS                       | \$1,000.00 |
|  | Totals for THE WOODLANDS TOWNSHIP (23/24/29):         |                      |             |                                |  |  |   |            |
| TIHCA - TEXAS INDIGENT HEALTH C              | 2/1/2017  | 8703                 | 90794       | 2/16/2017                      | MEMBERSHIP DUES FOR TIHCA 2017                           | 10-002-53150                             | Conferences - Fees, Travel, & Meals-HCAI  | \$550.00   |
|  | 2/1/2017  | 8810                 | 91054       | 3/1/2017                       | MEMBERSHIP DUES-TIHCA 2017                               | 10-002-54100                             | Dues/Subscriptions-PA                     | \$500.00   |
|  | Totals for TIHCA - TEXAS INDIGENT HEALTH CARE ASSOC.: |                      |             |                                |  |  |   |            |
| TRITECH SOFTWARE SYSTEMS                     | 2/6/2017  | 7809 02/06/17 795.00 | 2621        | 2/20/2017                      | CONFERENCE FEE/CALVIN HON                                | 10-015-53150                             | Conferences - Fees, Travel, & Meals-Infor | \$795.00   |
|  | Totals for TRITECH SOFTWARE SYSTEMS:                  |                      |             |                                |  |  |   |            |
| TRIZETTO (GATEWAY EDI, LLC)                  | 2/1/2017  | 121Y021700           | 90941       | 2/22/2017                      | INTEGRATED ELIG/QUICK POSTED REMITS/ELECTRONIC CLAIMS 02 | 10-011-52900                             | Collection Fees-Bill                      | \$1,008.40 |

**Montgomery County Hospital District**  
**Invoice Expense Allocation Report**  
 Board Meeting 03/28/17- Paid Invoices

| Vendor Name                              | Invoice Date                             | Invoice No.          | Payment No. | Payment Date | Invoice Description                                     | Account No.  | Account Description                       | Amount      |
|--|--|----------------------|-------------|--------------|---|--------------|---|-------------|
| Totals for TRIZETTO (GATEWAY EDI, LLC):  |  |                      |             |              |   |              |   | \$1,008.40  |
| TROPHY HOUSE, LLC                        | 2/1/2017                                 | 26163                | 90795       | 2/16/2017    | NAME PLATE/JESICCA HERNANDEZ                            | 10-008-56300 | Office Supplies-Matls. Mgmt.              | \$8.50      |
|  | 2/1/2017                                 | 25428                | 90824       | 2/16/2017    | NAME PLATE - ASHLEY PRESSWOOD                           | 10-008-56300 | Office Supplies-Matls. Mgmt.              | \$8.50      |
|  | 2/1/2017                                 | 25575A               | 90824       | 2/16/2017    | SAVE PLAQUE - JONATHAN ARTEAGA                          | 10-009-54450 | Employee Recognition-OMD                  | \$162.50    |
|  | 2/1/2017                                 | 25575B               | 90824       | 2/16/2017    | SPECIAL DELIVERY PLAQUE - EVERETT EAKES                 | 10-009-54450 | Employee Recognition-OMD                  | \$97.50     |
| Totals for TROPHY HOUSE, LLC:            |  |                      |             |              |   |              |   | \$277.00    |
| TUTT, HOWARD                             | 2/28/2017                                | TUT022817            | 90981       | 3/1/2017     | RTA USER CONFERENCE 03/21/17-03/24/2017                 | 10-000-14900 | Prepaid Expenses-BS                       | \$131.00    |
|  | 2/28/2017                                | TUT022817 \$44.25    | 90981       | 3/1/2017     | EVT CONFERENCE & TESTING 03/12/17-03/12/17              | 10-000-14900 | Prepaid Expenses-BS                       | \$44.25     |
| Totals for TUTT, HOWARD:                 |  |                      |             |              |   |              |   | \$175.25    |
| UNITED AIRLINES                          | 2/6/2017                                 | 7809 02/06/17 537.40 | 2622        | 2/20/2017    | EMS TODAY AIRFRE/J. DEVLIN                              | 10-007-53150 | Conferences - Fees, Travel, & Meals-EMS   | \$537.40    |
|  | 2/6/2017                                 | 7809 02/06/17 439.40 | 2622        | 2/20/2017    | EMS TODAY AIRFARE/RANDY JOHNSON                         | 10-001-53150 | Conferences - Fees, Travel, & Meals-Admi  | \$439.40    |
|  | 2/6/2017                                 | 7809 02/06/17 312.40 | 2622        | 2/20/2017    | AIR TO TRITECH CONF/S. TRAINOR                          | 10-015-53150 | Conferences - Fees, Travel, & Meals-Infor | \$312.40    |
|  | 2/6/2017                                 | 7809 02/06 537.40.2  | 2622        | 2/20/2017    | EMS TODAY AIRFARE/KEVIN NUTT                            | 10-007-53150 | Conferences - Fees, Travel, & Meals-EMS   | \$537.40    |
|  | 2/6/2017                                 | 7809 02/06 537.40.3  | 2622        | 2/20/2017    | EMS TODAY AIRFARE/PATRICK LANGAN                        | 10-007-53150 | Conferences - Fees, Travel, & Meals-EMS   | \$537.40    |
|  | 2/6/2017                                 | 7809 02/06 312.40.2  | 2622        | 2/20/2017    | AIR TO TRITECH CONF/CALIN HON                           | 10-015-53150 | Conferences - Fees, Travel, & Meals-Infor | \$312.40    |
|  | 2/6/2017                                 | 7809 02/06 312.40.3  | 2622        | 2/20/2017    | AIR TO TRITECH CONF/R. JACKSON                          | 10-015-53150 | Conferences - Fees, Travel, & Meals-Infor | \$312.40    |
| Totals for UNITED AIRLINES:              |  |                      |             |              |   |              |   | \$2,988.80  |
| UNIVERSAL HYDRAULIC SERVICES             | 2/27/2017                                | 672                  | 91236       | 3/16/2017    | REPAIR PRESS - LABOR                                    | 10-010-57650 | Repair-Equipment-Fleet                    | \$45.00     |
|  | Totals for UNIVERSAL HYDRAULIC SERVICES: |                      |             |              |   |              |   |             |
| UPS                                      | 2/4/2017                                 | 000A690R4057         | 90825       | 2/16/2017    | ACCT #A690R4 SHIPPING CHARGES                           | 10-008-56900 | Postage-Meter                             | \$329.38    |
| Totals for UPS:                          |  |                      |             |              |   |              |   | \$329.38    |
| VALENTINE, HENRIETTA SOCORRO             | 2/21/2017                                | VAL022117            | 90942       | 2/22/2017    | EXPENSE REIMBURSEMENT - AIRPORT PARKING                 | 10-001-53150 | Conferences - Fees, Travel, & Meals-Admi  | \$46.76     |
|  | 2/21/2017                                | VAL022217            | 90942       | 2/22/2017    | EXPENSE REIMBURSEMENT - INSTITUTE OF HEALTHCARE IMPROVE | 10-001-53150 | Conferences - Fees, Travel, & Meals-Admi  | \$99.00     |
| Totals for VALENTINE, HENRIETTA SOCORRO: |  |                      |             |              |   |              |   | \$145.76    |
| VALIC COLLECTIONS                        | 2/8/2017                                 | VAL020817            | 2534        | 2/8/2017     | EMPLOYEE CONTRIBUTIONS FOR 02/08/17                     | 10-000-21600 | Professional Fees-Admin                   | \$8,512.04  |
|  | 2/22/2017                                | VAL022217            | 90942       | 2/22/2017    | EMPLOOYEE CONTRIBUTIONS FOR 02/22/17                    | 10-000-21600 | Employee Deferred Comp.-BS                | \$8,224.80  |
| Totals for VALIC COLLECTIONS:            |  |                      |             |              |   |              |   | \$16,736.84 |
| VERIZON WIRELESS (POB 660108)            | 2/6/2017                                 | 1754 02/06/17 94.10  | 2624        | 2/20/2017    | ACCT# 920161350-00001                                   | 10-027-58200 | Telephones-Cellular-Emerg                 | \$94.10     |
|  | 2/6/2017                                 | 1754 02/06/17 75.98  | 2626        | 2/20/2017    | ACCT# 920161350-00001                                   | 10-004-58200 | Telephones-Cellular-Radio                 | \$75.98     |
|  | 2/6/2017                                 | 1754 02/06/17 51.42  | 2627        | 2/20/2017    | ACCT# 920161350-00001                                   | 10-010-58200 | Telephones-Cellular-Fleet                 | \$51.42     |
|  | 2/6/2017                                 | 1754 02/06/17 447.05 | 2628        | 2/20/2017    | ACCT# 920161350-00001                                   | 10-039-58200 | Telephones-Cellular-Param                 | \$447.05    |
|  | 2/6/2017                                 | 1754 02/06/17 401.60 | 2629        | 2/20/2017    | ACCT# 920161350-00001                                   | 10-009-58200 | Telephones-Cellular-OMD                   | \$401.60    |
|  | 2/6/2017                                 | 1754 02/06/17 357.64 | 2630        | 2/20/2017    | ACCT# 920161350-00001                                   | 10-016-58200 | Telephones-Cellular-Facil                 | \$357.64    |
|  | 2/6/2017                                 | 1754 02/06/17 3569.6 | 2631        | 2/20/2017    | ACCT# 920161350-00001                                   | 10-007-58200 | Telephones-Cellular-EMS                   | \$3,569.66  |
|  | 2/6/2017                                 | 1754 02/06/17 341.91 | 2632        | 2/20/2017    | ACCT# 920161350-00002                                   | 10-007-58200 | Telephones-Cellular-EMS                   | \$341.91    |
|  | 2/6/2017                                 | 1754 02/06/17 324.99 | 2633        | 2/20/2017    | ACCT# 920161350-00001                                   | 10-006-58200 | Telephones-Cellular-Alarm                 | \$324.99    |
|  | 2/6/2017                                 | 1754 02/06/17 291.93 | 2634        | 2/20/2017    | ACCT# 920161350-00001                                   | 10-008-58200 | Telephones-Cellular-Matls. Mgmt.          | \$291.93    |

**Montgomery County Hospital District**  
**Invoice Expense Allocation Report**  
 Board Meeting 03/28/17- Paid Invoices

| Vendor Name                | Invoice Date | Invoice No.          | Payment No. | Payment Date | Invoice Description                                | Account No.  | Account Description                       | Amount     |
|----------------------------|--------------|----------------------|-------------|--------------|--|--------------|---|------------|
|                            | 2/6/2017     | 1754 02/06/17 269.49 | 2635        | 2/20/2017    | ACCT# 920161350-00001                              | 10-015-58200 | Telephones-Cellular-Information Technolo  | \$269.49   |
|                            | 2/6/2017     | 1754 02/06/17 244.93 | 2636        | 2/20/2017    | ACCT# 920161350-00001                              | 10-004-58200 | Telephones-Cellular-Radio                 | \$244.93   |
|                            | 2/6/2017     | 1754 02/06/17 160.21 | 2637        | 2/20/2017    | ACCT# 920161350-00001                              | 10-001-58200 | Telephones-Cellular-Admin                 | \$160.21   |
|                            | 2/6/2017     | 1754 02/06/17 112.84 | 2638        | 2/20/2017    | ACCT# 920161350-00001                              | 10-002-58200 | Telephones-Cellular-PA                    | \$112.84   |
|                            | 2/6/2017     | 1754 02/06 89.41     | 2640        | 2/20/2017    | ACCT# 920161350-00001                              | 10-011-58200 | Telephones-Cellular-Bill                  | \$89.41    |
|                            | 2/6/2017     | 1754 02/06 51.42     | 2641        | 2/20/2017    | ACCT# 920161350-00001                              | 10-025-58200 | Telephones-Cellular-Human                 | \$51.42    |
|                            |              |                      |             |              |  |              | Totals for VERIZON WIRELESS (POB 660108): | \$6,884.58 |
| WAGEWORKS                  | 2/1/2017     | 0117-TR39485         | 90826       | 2/16/2017    | COBRA ADMINISTRATIVE FEES 01/01/17 - 01/31/17      | 10-025-55700 | Management Fees-Human                     | \$173.35   |
|                            |              |                      |             |              |  |              | Totals for WAGEWORKS:                     | \$173.35   |
| WARD, BRADLEY              | 2/8/2017     | WAR020917            | 90745       | 2/16/2017    | PER DIEM/GATHERING OF THE EAGLES 02/16/17-02/19/17 | 10-009-53150 | Conferences - Fees, Travel, & Meals-Dept  | \$192.00   |
|                            |              |                      |             |              |  |              | Totals for WARD, BRADLEY:                 | \$192.00   |
| WASTE MANAGEMENT OF TEXAS  | 2/6/2017     | 1754 02/06/17 1768.9 | 2535        | 2/20/2017    | ACCT#9-13656-13009 FEB SERVICE                     | 10-016-58800 | Utilities-Facil                           | \$1,768.95 |
|                            | 2/6/2017     | 1754 02/06/17 1762.3 | 2535        | 2/20/2017    | ACCT# 9-13656-13009 JAN SERVICE                    | 10-016-58800 | Utilities-Facil                           | \$1,762.30 |
|                            | 2/23/2017    | 5412864-1792-1       | 91149       | 3/9/2017     | STATION 41 MARCH SERVICE                           | 10-016-58800 | Utilities-Facil                           | \$143.59   |
|                            | 2/23/2017    | 5412863-1792-3       | 91149       | 3/9/2017     | STATION 43 MARCH SERVICE                           | 10-016-58800 | Utilities-Facil                           | \$103.92   |
|                            |              |                      |             |              |  |              | Totals for WASTE MANAGEMENT OF TEXAS:     | \$3,778.76 |
| WHEAT, NIVEA               | 2/9/2017     | JON020917            | 90797       | 2/16/2017    | FROM EMP DONATION FOOD FOR PATIENT #00485          | 10-000-21525 | P/R-United Way Deductions-BS              | \$34.55    |
|                            |              |                      |             |              |  |              | Totals for WHEAT, NIVEA:                  | \$34.55    |
| WHITENER ENTERPRISES, INC. | 2/16/2017    | 23464                | 91060       | 3/1/2017     | SHOP SUPPLIES                                      | 10-010-57725 | Shop Supplies-Fleet                       | \$370.50   |
|                            | 2/21/2017    | 23671                | 91150       | 3/9/2017     | BRAKE CLEAN  | 10-010-57725 | Shop Supplies-Fleet                       | \$199.50   |
|                            |              |                      |             |              |  |              | Totals for WHITENER ENTERPRISES, INC.:    | \$570.00   |
| WIESNER, INC.              | 2/6/2017     | 530635               | 90943       | 2/22/2017    | VEHICLE PARTS                                      | 10-010-59050 | Vehicle-Parts-Fleet                       | \$2,250.00 |
|                            | 2/1/2017     | 530195               | 90828       | 2/16/2017    | VEHICLE PARTS                                      | 10-010-59050 | Vehicle-Parts-Fleet                       | \$33.57    |
|                            | 2/2/2017     | 530392               | 90828       | 2/16/2017    | VEHICLE PARTS                                      | 10-010-59050 | Vehicle-Parts-Fleet                       | \$10.03    |
|                            | 2/9/2017     | 530984               | 90943       | 2/22/2017    | VEHICLE PARTS                                      | 10-010-59050 | Vehicle-Parts-Fleet                       | \$55.96    |
|                            | 2/3/2017     | 530528               | 90828       | 2/16/2017    | VEHICLE PARTS                                      | 10-010-59050 | Vehicle-Parts-Fleet                       | \$10.03    |
|                            | 2/1/2017     | 530197               | 90828       | 2/16/2017    | VEHICLE PARTS                                      | 10-010-59050 | Vehicle-Parts-Fleet                       | \$560.55   |
|                            | 2/2/2017     | 530197-1             | 90828       | 2/16/2017    | VEHICLE PARTS                                      | 10-010-59050 | Vehicle-Parts-Fleet                       | \$320.91   |
|                            | 2/6/2017     | 530197-2             | 90943       | 2/22/2017    | VEHICLE PARTS                                      | 10-010-59050 | Vehicle-Parts-Fleet                       | \$136.55   |
|                            | 2/7/2017     | 530197-4             | 90943       | 2/22/2017    | VEHICLE PARTS                                      | 10-010-59050 | Vehicle-Parts-Fleet                       | \$26.12    |
|                            | 2/6/2017     | 530197-3             | 90943       | 2/22/2017    | VEHICLE PARTS                                      | 10-010-59050 | Vehicle-Parts-Fleet                       | \$2.25     |
|                            | 2/16/2017    | 531741               | 91061       | 3/1/2017     | VEHICLE PARTS                                      | 10-010-59050 | Vehicle-Parts-Fleet                       | \$17.63    |
|                            | 2/17/2017    | 531766               | 91061       | 3/1/2017     | VEHICLE PARTS                                      | 10-010-59050 | Vehicle-Parts-Fleet                       | \$556.57   |
|                            | 2/21/2017    | 532004               | 91151       | 3/9/2017     | VEHICLE PARTS                                      | 10-010-59050 | Vehicle-Parts-Fleet                       | \$45.48    |
|                            | 2/21/2017    | 531966               | 91151       | 3/9/2017     | VEHCILE PARTS                                      | 10-010-59050 | Vehicle-Parts-Fleet                       | \$150.34   |
|                            | 2/14/2017    | 531481               | 91061       | 3/1/2017     | VEHICLE PARTS                                      | 10-010-59050 | Vehicle-Parts-Fleet                       | \$59.79    |
|                            | 2/24/2017    | 532328               | 91151       | 3/9/2017     | VEHICLE PARTS                                      | 10-010-59050 | Vehicle-Parts-Fleet                       | \$112.38   |
|                            |              |                      |             |              |  |              | Totals for WIESNER, INC.:                 | \$4,348.16 |
| WM LAMPTRACKER INC         | 2/1/2017     | 0006213-2819-4       | 90732       | 2/8/2017     | E-SCRAP TRACKER                                    | 10-015-57100 | Professional Fees-Information Technology  | \$549.00   |

**Montgomery County Hospital District**  
**Invoice Expense Allocation Report**  
 Board Meeting 03/28/17- Paid Invoices

| Vendor Name                    | Invoice Date | Invoice No.          | Payment No. | Payment Date          | Invoice Description                                  | Account No.                     | Account Description                         | Amount       |
|--------------------------------|--------------|----------------------|-------------|-----------------------|--|---------------------------------|---|--------------|
|                                |              |                      |             |                       |  |                                 | Totals for WM LAMPTRACKER INC:              | \$549.00     |
| WOODFOREST NATIONAL BANK (788) | 2/1/2017     | FEB 6937554-002      | 90736       | 2/8/2017              | CAPITAL/LEASE #6937554-001 P25                       | 10-004-52725                    | Capital Lease Expense-Radio                 | \$30,490.82  |
|                                |              |                      |             |                       |  | 10-004-55025                    | Interest Expense-Radio                      | \$1,386.11   |
|                                | 2/27/2017    | MAR 6937554-003      | 91062       | 3/1/2017              | CAPITAL/LEASE #6937554-001 P25                       | 10-004-52725                    | Capital Lease Expense-Radio                 | \$30,678.32  |
|                                |              |                      |             |                       |  | 10-004-55025                    | Interest Expense-Radio                      | \$1,198.61   |
|                                |              |                      |             |                       |  |                                 | Totals for WOODFOREST NATIONAL BANK (7889): | \$63,753.86  |
| WRIGHT EXPRESS-FLEET FUEL      | 2/2/2017     | WRI020117            | 2527        | 2/2/2017              | ACCT #5974 01/21/17 - 02/01/17                       | 10-010-54700                    | Fuel-Fleet                                  | \$12,929.35  |
|                                | 2/10/2017    | WRI021017            | 2536        | 2/10/2017             | ACCT #5974 02/02/17 - 02/10/17                       | 10-010-54700                    | Fuel-Fleet                                  | \$10,235.43  |
|                                | 2/22/2017    | WRI022217            | 2656        | 2/22/2017             | ACCT #5974 02/11/17 - 02/22/17                       | 10-010-54700                    | Fuel-Fleet                                  | \$8,676.81   |
|                                |              |                      |             |                       |  |                                 | Totals for WRIGHT EXPRESS-FLEET FUEL:       | \$31,841.59  |
| ZOLL MEDICAL CORPORATION       | 2/6/2017     | 2483114              | 90944       | 2/22/2017             | CPR CONNECTOR/SENSOR                                 | 10-008-54200                    | Durable Medical Equipment-Mater             | \$866.50     |
|                                | 2/9/2017     | 2484533              | 90944       | 2/22/2017             | CPR STAT PADZ ELECTRODE                              | 10-008-53900                    | Disposable Medical Supplies-Mater           | \$12,180.00  |
|                                |              |                      |             |                       |  | 10-008-53900                    | Disposable Medical Supplies-Mater           | \$211.01     |
|                                | 2/13/2017    | 2485173              | 91065       | 3/1/2017              | CARRY CASE   | 10-008-54200                    | Durable Medical Equipment-Mater             | \$811.80     |
| 2/28/2017                      | 2492139      | 91242                | 3/16/2017   | X-SERIES PRINTER DOOR | 10-008-54200   | Durable Medical Equipment-Mater | \$241.80                                    |              |
|                                |              |                      |             |                       |  |                                 | Totals for ZOLL MEDICAL CORPORATION:        | \$14,311.11  |
| <b>CAPITAL PURCHASES</b>       |              |                      |             |                       |  |                                 |   |              |
| APPLEONLINE                    | 2/6/2017     | 1754 02/06/17 1839.1 | 2543        | 2/20/2017             | REFURBISHED MACBOOK PRO                              | 10-015-52754                    | Capital Purchase - Equipment-Infor          | \$1,839.17   |
|                                |              |                      |             |                       |  |                                 | Totals for APPLEONLINE:                     | \$1,699.00   |
| BUSY BODY                      | 2/6/2017     | 9390 02/06/17 2000.  | 2551        | 2/20/2017             | TEADMILL FOR STATION 44                              | 10-016-52754                    | Capital Purchase - Equipment-Facil          | \$2,000.00   |
|                                |              |                      |             |                       |  |                                 | Totals for BUSY BODY:                       | \$2,000.00   |
| CDW GOVERNMENT, INC.           | 2/14/2017    | GVZ9281              | 90960       | 3/1/2017              | BARCO CLICKSHARE WIRELESS PRESENTATION SYSTEM        | 10-015-52754                    | Capital Purchase - Equipment-Infor          | \$1,735.00   |
|                                | 2/10/2017    | GVN8016              | 90994       | 3/1/2017              | LVO TP X1 YOGA                                       | 10-015-52754                    | Capital Purchase - Equipment-Infor          | \$1,515.00   |
|                                |              |                      |             |                       |  |                                 | Totals for CDW GOVERNMENT, INC.:            | \$3,250.00   |
| PLASTIX PLUS, LLC              | 2/10/2017    | 7371                 | 90933       | 2/22/2017             | TAHOE CENTER CONSOLE/ARM REST PAD/BACKET/PLASTIC BOX | 10-010-52754                    | Capital Purchase - Equipment-Fleet          | \$4,330.00   |
|                                |              |                      |             |                       |  |                                 | Totals for PLASTIX PLUS, LLC:               | \$4,330.00   |
| ZOLL MEDICAL CORPORATION       | 2/1/2017     | 2480793              | 90829       | 2/16/2017             | AED PLUS WITH AED COVER/LITHIUM BATTERIES            | 10-008-52754                    | Capital Purchase - Equipment-Mater          | \$154,042.50 |
|                                |              |                      |             |                       |  | 10-008-52754                    | Capital Purchase - Equipment-Mater          | \$6,614.59   |
|                                |              |                      |             |                       |  |                                 | Totals for ZOLL MEDICAL CORPORATION:        | \$160,657.09 |
| FRAZER, LTD.                   | 2/13/2017    | X-1152               | 91066       | 3/3/2017              | REMOUNT & REFURBISH DODGE RAM VIN GH572466           | 10-010-52755                    | Capital Purchase - Vehicles-Fleet           | \$92,125.00  |
|                                |              |                      |             |                       |  |                                 | Totals for FRAZER, LTD.:                    | \$92,216.06  |

**Montgomery County Hospital District**  
**Invoice Expense Allocation Report**  
Board Meeting 03/28/17- Paid Invoices

**Account Summary**

| <b>Account Number</b> | <b>Description</b>                        | <b>Net Amount</b> |
|-----------------------|---|-------------------|
| 10-000-1410005        | Patient Refunds-BS                        | \$7,680.24        |
| 10-000-14305          | A/R Employee-BS                           | \$526.93          |
| 10-000-14900          | Prepaid Expenses-BS                       | \$11,974.00       |
| 10-000-21000          | Accrued Expenditures-BS                   | \$858.90          |
| 10-000-21400          | Accrued Payroll-BS                        | \$2,363.72        |
| 10-000-21525          | P/R-United Way Deductions-BS              | \$125.02          |
| 10-000-21585          | P/R-Flexible Spending-BS-BS               | \$3,484.21        |
| 10-000-21590          | P/R-Premium Cancer/Accident-BS            | \$8,864.72        |
| 10-000-21595          | P/R-Health Savings-BS-BS                  | \$14,819.62       |
| 10-000-21600          | Employee Deferred Comp.-BS                | \$8,224.80        |
| 10-001-51700          | Health & Dental-Admin                     | \$995.29          |
| 10-001-52950          | Community Education-Admin                 | \$550.00          |
| 10-001-53150          | Conferences - Fees, Travel, & Meals-Admin | \$3,267.96        |
| 10-001-54100          | Dues/Subscriptions-Admin                  | \$315.00          |
| 10-001-55900          | Meals - Business and Travel-Admin         | \$154.60          |
| 10-001-57100          | Professional Fees-Admin                   | \$8,512.04        |
| 10-001-58200          | Telephones-Cellular-Admin                 | \$160.21          |
| 10-002-51700          | Health & Dental-PA                        | \$1,799.86        |
| 10-002-52700          | Business Licenses-PA                      | \$5.95            |
| 10-002-53150          | Conferences - Fees, Travel, & Meals-HCAP  | \$550.00          |
| 10-002-54100          | Dues/Subscriptions-PA                     | \$500.00          |
| 10-002-55700          | Management Fees-PA                        | \$32,360.50       |
| 10-002-57100          | Professional Fees-PA                      | \$781.00          |
| 10-002-58200          | Telephones-Cellular-PA                    | \$112.84          |
| 10-004-51700          | Health & Dental-Radio                     | \$739.42          |
| 10-004-52725          | Capital Lease Expense-Radio               | \$61,169.14       |
| 10-004-54725          | Fuel - Non-Auto-Radio                     | \$1,675.00        |
| 10-004-55025          | Interest Expense-Radio                    | \$2,584.72        |
| 10-004-55650          | Maintenance-Contract Equipment-Radio      | \$3,364.34        |
| 10-004-57100          | Professional Fees-Radio                   | \$10,536.18       |
| 10-004-57200          | Radio Repairs - Outsourced (Depot)-Radio  | \$648.75          |
| 10-004-57225          | Radio Repair - Parts-Radio                | \$642.20          |
| 10-004-57725          | Shop Supplies-Radio                       | \$247.08          |
| 10-004-57750          | Small Equipment & Furniture-Radio         | \$204.98          |
| 10-004-58200          | Telephones-Cellular-Radio                 | \$407.30          |
| 10-004-58310          | Telephones-Service-Radio                  | \$238.10          |
| 10-004-58800          | Utilities-Radio                           | \$4,589.02        |
| 10-005-51700          | Health & Dental-Accou                     | \$115,792.32      |
| 10-006-51700          | Health & Dental-Alarm                     | \$4,014.10        |
| 10-006-54100          | Dues/Subscriptions-Alarm                  | \$2,250.00        |
| 10-006-56200          | Mileage Reimbursements-Alarm              | \$6.84            |
| 10-006-58200          | Telephones-Cellular-Alarm                 | \$324.99          |



**Montgomery County Hospital District**  
**Invoice Expense Allocation Report**  
Board Meeting 03/28/17- Paid Invoices

**Account Summary**

| <b>Account Number</b> | <b>Description</b>                        | <b>Net Amount</b> |
|-----------------------|---|-------------------|
| 10-007-51700          | Health & Dental-EMS                       | \$29,691.41       |
| 10-007-53150          | Conferences - Fees, Travel, & Meals-EMS   | \$3,312.51        |
| 10-007-56200          | Mileage Reimbursements-EMS                | \$108.71          |
| 10-007-58200          | Telephones-Cellular-EMS                   | \$3,949.76        |
| 10-007-58500          | Training/Related Expenses-CE-EMS          | \$993.18          |
| 10-008-51700          | Health & Dental-Matls. Mgmt.              | \$1,031.41        |
| 10-008-52500          | Bio-Waste Removal-Mater                   | \$4,091.99        |
| 10-008-52754          | Capital Purchase - Equipment-Mater        | \$160,657.09      |
| 10-008-53800          | Disposable Linen-Mater                    | \$7,160.40        |
| 10-008-53900          | Disposable Medical Supplies-Mater         | \$63,012.29       |
| 10-008-54000          | Drug Supplies-Mater                       | \$13,917.25       |
| 10-008-54200          | Durable Medical Equipment-Mater           | \$9,355.05        |
| 10-008-54450          | Employee Recognition-Matls. Mgmt.         | \$99.94           |
| 10-008-55650          | Maintenance-Contract Equipment-Mater      | \$266.00          |
| 10-008-56300          | Office Supplies-Matls. Mgmt.              | \$1,288.68        |
| 10-008-56600          | Oxygen & Gases-Mater                      | \$6,716.08        |
| 10-008-56900          | Postage-Meter                             | \$2,161.29        |
| 10-008-57000          | Printing Services-Matls. Mgmt.            | \$140.00          |
| 10-008-57650          | Repair-Equipment-Matls. Mgmt.             | \$268.75          |
| 10-008-57750          | Small Equipment & Furniture-Matls. Mgmt.  | \$3,095.33        |
| 10-008-57900          | Station Supplies-Mater                    | \$3,051.66        |
| 10-008-58200          | Telephones-Cellular-Matls. Mgmt.          | \$291.93          |
| 10-008-58700          | Uniforms-Matls. Mgmt.                     | \$10,877.30       |
| 10-009-51700          | Health & Dental-OMD                       | \$1,743.00        |
| 10-009-52600          | Books/Materials-OMD                       | \$186.44          |
| 10-009-52700          | Business Licenses-OMD                     | \$446.00          |
| 10-009-52950          | Community Education-Dept                  | \$50.00           |
| 10-009-53150          | Conferences - Fees, Travel, & Meals-Dept  | \$7,106.20        |
| 10-009-53550          | Customer Relations-OMD                    | \$2,637.70        |
| 10-009-54450          | Employee Recognition-OMD                  | \$262.32          |
| 10-009-56200          | Mileage Reimbursements-OMD                | \$298.87          |
| 10-009-57100          | Professional Fees-OMD                     | \$24,451.61       |
| 10-009-58200          | Telephones-Cellular-OMD                   | \$401.60          |
| 10-009-58500          | Training/Related Expenses-CE-OMD          | \$3,758.00        |
| 10-010-51700          | Health & Dental-Fleet                     | \$1,200.75        |
| 10-010-52000          | Accident Repair-Fleet                     | \$392.30          |
| 10-010-52754          | Capital Purchase - Equipment-Fleet        | \$4,330.00        |
| 10-010-52755          | Capital Purchase - Vehicles-Fleet         | \$94,458.16       |
| 10-010-53150          | Conferences - Fees, Travel, & Meals-Fleet | \$1,792.00        |
| 10-010-54500          | Equipment Rental-Fleet                    | \$296.64          |
| 10-010-54700          | Fuel-Fleet                                | \$31,841.59       |
| 10-010-55100          | Laundry Service & Purchase-Fleet          | \$351.67          |

**Montgomery County Hospital District**  
**Invoice Expense Allocation Report**  
Board Meeting 03/28/17- Paid Invoices

**Account Summary**

| <b>Account Number</b> | <b>Description</b>                                 | <b>Net Amount</b> |
|-----------------------|--|-------------------|
| 10-010-55650          | Maintenance-Contract Equipment-Fleet               | \$12.87           |
| 10-010-56200          | Mileage Reimbursements-Fleet                       | \$87.41           |
| 10-010-56400          | Oil & Lubricants-Fleet                             | \$2,202.91        |
| 10-010-56500          | Other Services-Fleet                               | \$1,586.92        |
| 10-010-57650          | Repair-Equipment-Fleet                             | \$45.00           |
| 10-010-57725          | Shop Supplies-Fleet                                | \$628.79          |
| 10-010-58200          | Telephones-Cellular-Fleet                          | \$51.42           |
| 10-010-58500          | Training/Related Expenses-CE-Fleet                 | \$593.00          |
| 10-010-58600          | Travel Expenses-Fleet                              | \$400.00          |
| 10-010-58900          | Vehicle-Batteries-Fleet                            | \$846.65          |
| 10-010-59000          | Vehicle-Outside Services-Fleet                     | \$9,152.00        |
| 10-010-59050          | Vehicle-Parts-Fleet                                | \$24,005.32       |
| 10-010-59100          | Vehicle-Registration-Fleet                         | \$138.08          |
| 10-010-59150          | Vehicle-Tires-Fleet                                | \$2,007.96        |
| 10-011-51700          | Health & Dental-Bill                               | \$1,979.76        |
| 10-011-52900          | Collection Fees-Bill                               | \$29,100.53       |
| 10-011-55500          | Legal Fees-Bill                                    | \$10.00           |
| 10-011-58200          | Telephones-Cellular-Bill                           | \$89.41           |
| 10-011-58500          | Training/Related Expenses-CE-Bill                  | \$2,640.00        |
| 10-015-51700          | Health & Dental-Information Technology             | \$883.99          |
| 10-015-52700          | Business Licenses-Information Technology           | \$435.00          |
| 10-015-52754          | Capital Purchase - Equipment-Infor                 | \$4,949.00        |
| 10-015-53000          | Computer Maintenance-Information Technology        | \$1,715.00        |
| 10-015-53050          | Computer Software-Information Technology           | \$13,211.97       |
| 10-015-53100          | Computer Supplies/Non-Cap.-Information Technology  | \$3,774.43        |
| 10-015-53150          | Conferences - Fees, Travel, & Meals-Infor          | \$1,609.58        |
| 10-015-55400          | Leases/Contracts-Information Technology            | \$4,929.41        |
| 10-015-57100          | Professional Fees-Information Technology           | \$48,035.25       |
| 10-015-57650          | Repair-Equipment-Information Technology            | \$427.20          |
| 10-015-57750          | Small Equipment & Furniture-Information Technology | \$7,568.60        |
| 10-015-58200          | Telephones-Cellular-Information Technology         | \$428.65          |
| 10-015-58310          | Telephones-Service-Information Technology          | \$10,463.82       |
| 10-015-58320          | Telephones - Long Distance-Information Technology  | \$819.72          |
| 10-016-51700          | Health & Dental-Facil                              | \$661.03          |
| 10-016-52754          | Capital Purchase - Equipment-Facil                 | \$2,000.00        |
| 10-016-55600          | Maintenance & Repairs-Buildings-Facil              | \$16,261.92       |
| 10-016-55650          | Maintenance-Contract Equipment-Facil               | \$5,040.00        |
| 10-016-57700          | Shop Tools-Facil                                   | \$447.89          |
| 10-016-57725          | Shop Supplies-Facil                                | \$1,120.74        |
| 10-016-58200          | Telephones-Cellular-Facil                          | \$357.64          |
| 10-016-58800          | Utilities-Facil                                    | \$24,574.69       |
| 10-025-51700          | Health & Dental-Human                              | \$731.61          |

**Montgomery County Hospital District**  
**Invoice Expense Allocation Report**  
Board Meeting 03/28/17- Paid Invoices

**Account Summary**

| <b>Account Number</b> | <b>Description</b>                        | <b>Net Amount</b>            |
|-----------------------|---|------------------------------|
| 10-025-51710          | Health Insurance Claims-Human             | \$99,003.11                  |
| 10-025-51720          | Health Insurance Admin Fees-Human         | \$782.69                     |
| 10-025-54350          | Employee Health\Wellness-Human            | \$97.62                      |
| 10-025-54450          | Employee Recognition-Human                | \$2,046.90                   |
| 10-025-55500          | Legal Fees-Human                          | \$6,780.68                   |
| 10-025-55700          | Management Fees-Human                     | \$485.85                     |
| 10-025-57100          | Professional Fees-Human                   | \$848.84                     |
| 10-025-57300          | Recruit/Investigate-Human                 | \$1,286.40                   |
| 10-025-58200          | Telephones-Cellular-Human                 | \$51.42                      |
| 10-026-51700          | Health & Dental-Recor                     | \$515.03                     |
| 10-026-53150          | Conferences - Fees, Travel, & Meals-Recor | \$84.75                      |
| 10-027-51700          | Health & Dental-Emerg                     | \$239.31                     |
| 10-027-52600          | Books/Materials-Emerg                     | \$525.75                     |
| 10-027-54100          | Dues/Subscriptions-Emerg                  | \$580.00                     |
| 10-027-56200          | Mileage Reimbursements-Emerg              | \$40.18                      |
| 10-027-58200          | Telephones-Cellular-Emerg                 | \$94.10                      |
| 10-027-58500          | Training/Related Expenses-CE-Emerg        | \$395.00                     |
| 10-039-51700          | Health & Dental-Param                     | \$928.04                     |
| 10-039-52950          | Community Education-Param                 | \$76.00                      |
| 10-039-56500          | Other Services-Param                      | \$660.00                     |
| 10-039-58200          | Telephones-Cellular-Param                 | \$447.05                     |
| <b>GRAND TOTAL:</b>   |   | <b><u>\$1,161,958.64</u></b> |

**Montgomery County Hospital District**  
**Bank Register - Operating Acct-WF**  
**Patient Refunds - One Time Checks (01/18/2017-02/28/2017)**

| Payment number | Payment type   | Invoice date | Vendor name                             | Invoice amount    | Cleared? | Post date |
|----------------|----------------|--------------|---|-------------------|----------|-----------|
| 90487          | Computer Check | 1/23/17      | AMERIGROUP (POB 933657)                 | \$301.01          | TRUE     | 1/25/17   |
| 90489          | Computer Check | 1/23/17      | CIGNA HEALTHSPRING (POB 981804)         | \$353.86          | TRUE     | 1/25/17   |
| 90490          | Computer Check | 1/23/17      | CIGNA HEALTHSPRING (POB 981804)         | \$395.01          | TRUE     | 1/25/17   |
| 90491          | Computer Check | 1/23/17      | CIGNA HEALTHSPRING (POB 981804)         | \$114.62          | TRUE     | 1/25/17   |
| 90301          | Computer Check | 1/6/17       | CITY OF LEAGUE CITY                     | \$50.00           | FALSE    | 1/11/17   |
| 90492          | Computer Check | 1/23/17      | COMMUNITY HEALTH CHOICE (POB 4605)      | \$66.68           | TRUE     | 1/25/17   |
| 90493          | Computer Check | 1/23/17      | COMMUNITY HEALTH CHOICE (POB 4626)      | \$1,173.26        | TRUE     | 1/25/17   |
| 90493          | Computer Check | 1/23/17      | COMMUNITY HEALTH CHOICE (POB 4626)      | \$849.94          | TRUE     | 1/25/17   |
| 90504          | Computer Check | 1/23/17      | NOVITAS SOLUTIONS (POB 3106)            | \$513.00          | TRUE     | 1/25/17   |
| 90505          | Computer Check | 1/23/17      | NOVITAS SOLUTIONS (POB 3106)            | \$358.61          | TRUE     | 1/25/17   |
| 90506          | Computer Check | 1/23/17      | NOVITAS SOLUTIONS (POB 3106)            | \$289.19          | TRUE     | 1/25/17   |
| 90507          | Computer Check | 1/23/17      | NOVITAS SOLUTIONS (POB 3106)            | \$253.43          | TRUE     | 1/25/17   |
| 90508          | Computer Check | 1/23/17      | NOVITAS SOLUTIONS (POB 3106)            | \$481.62          | TRUE     | 1/25/17   |
| 90509          | Computer Check | 1/23/17      | NOVITAS SOLUTIONS (POB 3106)            | \$589.07          | TRUE     | 1/25/17   |
| 90510          | Computer Check | 1/23/17      | NOVITAS SOLUTIONS (POB 3106)            | \$433.53          | TRUE     | 1/25/17   |
| 90511          | Computer Check | 1/23/17      | NOVITAS SOLUTIONS (POB 3106)            | \$339.88          | TRUE     | 1/25/17   |
| 90512          | Computer Check | 1/23/17      | NOVITAS SOLUTIONS (POB 3106)            | \$325.68          | TRUE     | 1/25/17   |
| 90513          | Computer Check | 1/23/17      | NOVITAS SOLUTIONS (POB 3106)            | \$227.15          | TRUE     | 1/25/17   |
| 90514          | Computer Check | 1/23/17      | NOVITAS SOLUTIONS (POB 3106)            | \$357.22          | TRUE     | 1/25/17   |
| 90533          | Computer Check | 1/23/17      | TEXAS MEDICAID & HEALTHCARE PARTNERSHIP | \$207.48          | TRUE     | 1/25/17   |
| Total          |                |              |   | <b>\$7,680.24</b> |          |           |

# JP Morgan Chase Bank

## March Credit Card Transactions

| Vendor                             | Invoice number       | Invoice date | Description                         | Amount     |
|------------------------------------|----------------------|--------------|-------------------------------------|------------|
| ADOBE SUMMIT                       | 3629 03/06/17 1295.  | 3/6/17       | DIGITAL MARKETING CONFERENCE        | \$1,295.00 |
| AMAZON.COM LLC                     | 0974 03/06/17 83.87  | 3/6/17       | STATION SUPPLIES                    | \$83.87    |
| AMAZON.COM LLC                     | 0974 03/06/17 239.90 | 3/6/17       | UNIFORMS                            | \$239.90   |
| AMERICAN PAY                       | 3629 03/06/17 2034.  | 3/6/17       | PAYROLL CERT J. MCGEE               | \$2,034.00 |
| AT&T (105414)                      | 1754 2812598210 03   | 3/6/17       | STATION 42 01/13/17-02/12/17        | \$135.28   |
| AT&T (105414)                      | 1754 2812591182 03   | 3/6/17       | STATION 42 01/13/17-02/12/17        | \$138.83   |
| AT&T (105414)                      | 1754 2816896865 03   | 3/6/17       | STATION 31 01/23/17-02/22/17        | \$279.38   |
| AT&T (105414)                      | 1754 2816893247 03   | 3/6/17       | STATION 30 01/23/17-02/22/17        | \$274.72   |
| C & R WATER SUPPLY, INC            | 1754 1526 03/06/17   | 3/6/17       | STATION 44 01/20/17-02/17/17        | \$84.20    |
| C & R WATER SUPPLY, INC            | 1754 1526 03/06/17-2 | 3/6/17       | STATION 44 01/20/17-02/17/17 FEE    | \$3.31     |
| CAMERON COUNTY                     | 3629 03/06/17 100    | 3/6/17       | ZIKA CONF D. WOMBLES                | \$100.00   |
| CENTERPOINT ENERGY (REL109)        | 1754 88589239 03/06  | 3/6/17       | SERVICE CENTER 01/05/17-02/03/17    | \$1,002.75 |
| CENTERPOINT ENERGY (REL109)        | 1754 88589239 03/06- | 3/6/17       | SERVICE CENER 01/05/17-02/03/17 BAL | \$489.08   |
| CENTERPOINT ENERGY (REL109)        | 1754 88820089 03/17  | 3/6/17       | STATION 10 01/09/17-02/07/17        | \$39.87    |
| COBURN SUPPLY COMPANY, INC.        | 9390 03/06/17 24     | 3/6/17       | SERVICE CENTER TOILET REPAIR        | \$24.33    |
| COMCAST CORPORATION                | 1754 9557 03/06/17   | 3/6/17       | STATION 23                          | \$111.26   |
| COURTYARD HOTEL                    | 6329 03/06/17 716.12 | 3/6/17       | EMS TODAY HOTEL P. LANGAN           | \$716.12   |
| DEPARTMENT OF STATE HEALTH SERVICE | 6430 03/06/17 96.-1  | 3/6/17       | CERTIFICATION RENEWAL               | \$96.00    |
| DEPARTMENT OF STATE HEALTH SERVICE | 6430 03/06/17 96.-2  | 3/6/17       | CERTIFICATION RENEWAL               | \$96.00    |
| DEPARTMENT OF STATE HEALTH SERVICE | 6430 03/06/17 96.-3  | 3/6/17       | CERTIFICATION RENEWAL               | \$126.00   |
| DEPARTMENT OF STATE HEALTH SERVICE | 6430 03/06/17 96.-4  | 3/6/17       | CERTIFICATION RENEWAL               | \$96.00    |
| DEPARTMENT OF STATE HEALTH SERVICE | 6430 03/06/17 96.-5  | 3/6/17       | CERTIFICATION RENEWAL               | \$96.00    |
| DEPARTMENT OF STATE HEALTH SERVICE | 6430 03/06/17 96.-6  | 3/6/17       | CERTIFICATION RENEWAL               | \$96.00    |
| DIRECTV                            | 1754 007780873 03/06 | 3/6/17       | STATION 31 02/05/17-03/04/17        | \$45.00    |
| DIRECTV                            | 1754 026721655 03/06 | 3/6/17       | STATION 32 02/06/17-03/05/17        | \$45.00    |
| DIRECTV                            | 1754 052835057 03/06 | 3/6/17       | STATION 40 02/10/17-03/09/17        | \$122.98   |
| DIRECTV                            | 1754 007003034 03/06 | 3/6/17       | MONT CO CONSTABLE 02/11/17-03/10/17 | \$67.35    |
| DIRECTV                            | 1754 026363325 03/17 | 3/6/17       | STATION 45                          | \$57.35    |
| DIRECTV                            | 1754 053487253 03/06 | 3/6/17       | STATION 10                          | \$122.35   |
| DIRECTV                            | 1754 059502753 03/06 | 3/6/17       | STATION 20                          | \$122.98   |
| DIRECTV                            | 14754 035677337 03   | 3/6/17       | MCHD CAMPUS                         | \$61.98    |
| DIRECTV                            | 1754 007637939 03    | 3/6/17       | STATION 44                          | \$50.35    |
| DIRECTV                            | 1754 002444813 03    | 3/6/17       | STATION 41                          | \$107.09   |
| DIRECTV                            | 1754 028100681 03    | 3/6/17       | STATION 30                          | \$134.97   |
| DIRECTV                            | 1754 022828155 03    | 3/6/17       | STATION 43                          | \$59.72    |
| DOUBLE TREE HOTEL                  | 3629 03/06/17 495.52 | 3/6/17       | STROKE CONF C. AIKEN                | \$495.52   |
| EXECUCUAR AFFILIATES               | 3629 03/06/17 21.00  | 3/6/17       | SHUTTLE EMS TODAY R. JOHNSON        | \$21.12    |
| EXECUCUAR AFFILIATES               | 3629 03/06/17 38.72  | 3/6/17       | SHUTTLE EMS P. LANGAN/J. DEVLIN     | \$38.72    |
| EXECUCUAR AFFILIATES               | 3629 03/06/17 9.68   | 3/6/17       | SHUTTLE EMS K NUTT                  | \$9.68     |
| EXPEDIA                            | 3629 03/06/17 612.89 | 3/6/17       | HOTEL PH CONF D. WOMBLES            | \$612.89   |
| FEDERAL EXPRESS (POB 660481)       | 1754 570118677       | 3/6/17       | ACCT# 2319-6903-9                   | \$91.61    |
| FTD/AMERINET                       | 0974 03/06 59.92-1   | 3/6/17       | FLOWERS-BRITTANI CLARKSON           | \$59.92    |
| FTD/AMERINET                       | 0974 03/06 59.92-2   | 3/6/17       | FLOWERS-BRITTANI CLARKSON           | \$59.92    |
| FTD/AMERINET                       | 0974 03/06 59.92-3   | 3/6/17       | FLOWERS-BRENT MCKELVEY              | \$59.92    |
| FTD/AMERINET                       | 0974 03/06/17 49.92  | 3/6/17       | FLOWERS-THE OVERSTREET FAMILY       | \$49.92    |
| FTD/AMERINET                       | 0974 03/06 68.02-1   | 3/6/17       | FLOWERS-SULLIVAN FAMILY             | \$68.02    |
| FTD/AMERINET                       | 0974 03/06 68.02-2   | 3/6/17       | FLOWERS-                            | \$68.02    |
| FTD/AMERINET                       | 0974 03/06/17 54.92  | 3/6/17       | FLOWERS-JUANITA WAJDAK              | \$54.92    |
| FTD/AMERINET                       | 0974 03/06/17 53.98  | 3/6/17       | FLOWERS-SARA HORTON                 | \$53.98    |
| FTD/AMERINET                       | 0974 03/06 62.62-1   | 3/6/17       | FLOWERS-TERRY CARPENTER             | \$62.62    |
| FTD/AMERINET                       | 0974 03/06 62.62-2   | 3/6/17       | FLOWERS-BEDAIR FAMILY62.62          | \$62.62    |
| FTD/AMERINET                       | 0974 03/06 62.62-3   | 3/6/17       | FLOWERS-PANDORA PECKNE              | \$62.62    |
| FTD/AMERINET                       | 0974 03/06 62.62-4   | 3/6/17       | FLOWERS-JOSHUA HORNING              | \$62.62    |
| FTD/AMERINET                       | 0974 03/06/17 59.24  | 3/6/17       | FLOWERS-RENA & BRAD CHAVERS         | \$59.24    |
| HAMPTON INN HOTEL                  | 6329 03/06/17 268.94 | 3/6/17       | DSRIP HOTEL A. KARRER               | \$268.94   |
| HARD ROCK HOTEL                    | 3629 03/06/17 626.73 | 3/6/17       | TRI-TECH HOTEL C HON                | \$626.73   |
| HARD ROCK HOTEL                    | 3629 03/06/17 626.73 | 3/6/17       | TRI-TECH HOTEL TRAINOR/JACKSON      | \$626.73   |
| HARD ROCK HOTEL                    | 6006 03/06 189.28-1  | 3/6/17       | HOTEL CANCELED NV                   | (\$189.28) |
| HARD ROCK HOTEL                    | 6006 03/06 155.68    | 3/6/17       | HOTEL CANCELED NV                   | (\$155.68) |
| HARD ROCK HOTEL                    | 6006 03/06 189.28-2  | 3/6/17       | HOTEL CANCELED NV                   | (\$189.28) |
| HARRAH'S HOTEL                     | 3629 03/06/17 97.88  | 3/6/17       | DEPOSIT ADOBE SUMMIT C. CHAVES      | \$97.88    |
| HARRIS COUNTY TOLL ROAD AUTHORITY  | 4549 03/06/17 400    | 3/6/17       | AUTO CHARGE TOLL FEE                | \$400.00   |

# JP Morgan Chase Bank

## March Credit Card Transactions

| Vendor                               | Invoice number       | Invoice date | Description                                    | Amount     |
|--------------------------------------|----------------------|--------------|--|------------|
| HOME DEPOT CREDIT SERVICES           | 9390 03/06/17 35     | 3/6/17       | STATION 14 FILTER FOR ICE MAKER                | \$34.98    |
| HOME DEPOT CREDIT SERVICES           | 9390 03/06/17 9      | 3/6/17       | STATION 14 WATER SUPPLY LINE FOR FILTER        | \$8.92     |
| HOME DEPOT CREDIT SERVICES           | 9390 03/06/17 22     | 3/6/17       | STATION 14 FITTINGS FOR SUPPLY LINES ICE MAKER | \$21.91    |
| HOME DEPOT CREDIT SERVICES           | 9390 03/06/17 9      | 3/6/17       | STATION 33 TIOLET REPAIR                       | \$8.97     |
| HOME DEPOT CREDIT SERVICES           | 9390 03/06/17 120    | 3/6/17       | STATION 44 SHELVING                            | \$119.94   |
| HOME DEPOT CREDIT SERVICES           | 9390 03/06/17 17     | 3/6/17       | SHOP SUPPLIES                                  | \$16.89    |
| HOME DEPOT CREDIT SERVICES           | 9390 03/06/17 35.55  | 3/6/17       | STATION 10 UCAPIT GFI REPAIR                   | \$35.55    |
| HOME DEPOT CREDIT SERVICES           | 9390 03/06/17 85.03  | 3/6/17       | STATION 11 US DIGITAL ELECTRICAL MATERIALS     | \$85.03    |
| HOME DEPOT CREDIT SERVICES           | 9390 03/06/17 4.03   | 3/6/17       | STATION 40 THERMOSTATE RELOCATION              | \$4.03     |
| HOME DEPOT CREDIT SERVICES           | 9390 03/06/17 63.86  | 3/6/17       | SHOP SUPPLIES                                  | \$63.86    |
| HOME DEPOT CREDIT SERVICES           | 9390 03/06/17 28.51  | 3/6/17       | DOOR FOR CPR KIOSK                             | \$28.51    |
| HOME DEPOT CREDIT SERVICES           | 9390 03/06/17 11.46  | 3/6/17       | STATION 11 US DIGITAL ELECTRICAL MATERIALS     | \$11.46    |
| HOME DEPOT CREDIT SERVICES           | 9390 03/06/17 24.97  | 3/6/17       | STATION 32 THERMOSTAT                          | \$24.97    |
| HOME DEPOT CREDIT SERVICES           | 9390 03/06/17 49.98  | 3/6/17       | STATION 32 THERMOSTAT                          | \$49.98    |
| HOME DEPOT CREDIT SERVICES           | 9390 03/06/17 31.92  | 3/6/17       | STATION 41 WATER SOFTNER SALT PELLETS          | \$31.92    |
| HOME DEPOT CREDIT SERVICES           | 9390 03/06/17 24.97  | 3/6/17       | STATION 32 THERMOSTAT                          | (\$24.97)  |
| IAH PARKING                          | 2269 03/06/17 120    | 3/6/17       | PARKING HOUSTON                                | \$120.00   |
| IBS OF GREATER CONROE & INTERSTATE B | 9390 03/06/17 388.90 | 3/6/17       | GENERATOR 1 BATTERY REPLACEMENT                | \$388.90   |
| LEADERSHIP EMERGENCY VEHICLE         | 4549 03/06/17 30.87  | 3/6/17       | LIGHT FOR WALKER CO UNIT 799                   | \$30.87    |
| LOWE'S COMPANIES, INC.               | 4549 03/06/17 23.90  | 3/6/17       | 1/4" MIP HEX NIPPLES                           | \$23.90    |
| LOWE'S COMPANIES, INC.               | 9390 03/06/17 18     | 3/6/17       | HCAP DESK REPAIR                               | \$17.55    |
| LOWE'S COMPANIES, INC.               | 9390 03/06/17 15.92  | 3/6/17       | SHOP SUPPLIES                                  | \$15.92    |
| LOWE'S COMPANIES, INC.               | 9390 03/06/17 43.92  | 3/6/17       | STATION 41 CLOGGED TIOLET                      | \$43.92    |
| LOWE'S COMPANIES, INC.               | 9390 03/06/17 11.88  | 3/6/17       | ADMIN GENERATOR LABELING                       | \$11.88    |
| LUXOR                                | 3629 03/06/17 63.49  | 3/6/17       | HOTEL DEPOSIT H. TUTT                          | \$63.49    |
| MAMA JUANITA'S                       | 1754 686302/1        | 3/6/17       | HCAP EMPLOYEE APPRECIATION                     | \$118.97   |
| MONTGOMERY CNTY TAX ASSESSOR-COL     | 4549 03/06/17 58.25  | 3/6/17       | REGISITRATION OF SHOPS 617/618/331/333         | \$58.25    |
| MONTGOMERY CNTY TAX ASSESSOR-COL     | 4549 03/06/17 16.25  | 3/6/17       | REGISITRATION OF SHOP 622                      | \$16.25    |
| NAACHO                               | 3629 03/06/17 545.   | 3/6/17       | PREP '17 CONF R. LEAL                          | \$545.00   |
| NATIONAL NOTARY ASSOCIATION          | 1754 V.DELACERDA     | 3/6/17       | NOTARY FOR VERONICA DELACERDA/PO 41898         | \$128.00   |
| NATIONAL NOTARY ASSOCIATION          | 1754 V. CASTILLO     | 3/6/17       | NOTARY FOR VALARIE CASTILLO/PO 41898           | \$128.00   |
| NATIONAL NOTARY ASSOCIATION          | 1754 C. GARZA        | 3/6/17       | NOTARY FOR C. GARZA/PO 41898                   | \$164.00   |
| NATIONAL NOTARY ASSOCIATION          | 1754 S. ROYAL        | 3/6/17       | NOTARY FOR SHERRI ROYAL/PO 41898               | \$128.00   |
| OFFICE DEPOT                         | 0974 03/06/17 430.62 | 3/6/17       | SDO MANUALS                                    | \$430.62   |
| OFFICE DEPOT                         | 0974 03/06/17 430.62 | 3/6/17       | SDO MANUALS                                    | (\$35.92)  |
| PENTON TECHNOLOGY MEDIA              | 362903/06/17 1099    | 3/6/17       | IWCE CONF J. EVANS                             | \$1,099.00 |
| PREMIERE GLOBAL SERVICES             | 1754 23011768 03     | 3/6/17       | 01/13/17-02/12/17                              | \$70.03    |
| READY REFRESH BY NESTLE              | 1754 0123393399 03   | 3/6/17       | STATION 31                                     | \$34.40    |
| READY REFRESH BY NESTLE              | 1754 0123391062 03/0 | 3/6/17       | STATION 21                                     | \$22.44    |
| READY REFRESH BY NESTLE              | 1754 0123391039 03   | 3/6/17       | STATION 20                                     | \$56.36    |
| READY REFRESH BY NESTLE              | 1754 0123393670 03   | 3/6/17       | STATION 34                                     | \$90.28    |
| READY REFRESH BY NESTLE              | 1754 0123392532 03   | 3/6/17       | STATION 22                                     | \$33.91    |
| READY REFRESH BY NESTLE              | 1754 0123393597 03   | 3/6/17       | STATION 32                                     | \$28.93    |
| READY REFRESH BY NESTLE              | 1754 0123393225 03   | 3/6/17       | STATION 24                                     | \$74.81    |
| READY REFRESH BY NESTLE              | 1754 0123390924 03   | 3/6/17       | STATION 11                                     | \$51.36    |
| READY REFRESH BY NESTLE              | 1754 0123393738 03   | 3/6/17       | STATION 42                                     | \$56.36    |
| READY REFRESH BY NESTLE              | 1754 0124383076 03   | 3/6/17       | STATION 45                                     | \$29.43    |
| READY REFRESH BY NESTLE              | 1754 0123393654 03   | 3/6/17       | MCHD CAMPUS                                    | \$26.93    |
| READY REFRESH BY NESTLE              | 1754 0123393712 03   | 3/6/17       | STATION 41                                     | \$19.95    |
| READY REFRESH BY NESTLE              | 1754 0124330192 03   | 3/6/17       | STATION 14                                     | \$17.94    |
| READY REFRESH BY NESTLE              | 1754 0123393704 03   | 3/6/17       | STATION 40                                     | \$28.93    |
| READY REFRESH BY NESTLE              | 1754 0123390916 03   | 3/6/17       | STATION 10                                     | \$33.91    |
| READY REFRESH BY NESTLE              | 1754 0123390965 03   | 3/6/17       | STATION 12                                     | \$55.87    |
| READY REFRESH BY NESTLE              | 1754 0123392599 03   | 3/6/17       | STATION 23                                     | \$64.85    |
| READY REFRESH BY NESTLE              | 1754 0123393332 03   | 3/6/17       | STATION 30                                     | \$41.87    |
| READY REFRESH BY NESTLE              | 1754 0123390957 03   | 3/6/17       | FLEET/MCHD                                     | \$46.87    |
| RELIANT ENERGY                       | 1754 703320333 03/06 | 3/6/17       | RADIO 12/29/17-01/30/17                        | \$55.08    |
| RELIANT ENERGY                       | 1754 91123703 03/06  | 3/6/17       | STATION 40 12/29/19-01/30/17                   | \$515.03   |
| SHERATON                             | 3629 03/06/17 698.12 | 3/6/17       | HOTEM EMS TODAY K. NUTT                        | \$698.12   |
| SPRINGHILLS SUITES                   | 3629 03/06/17 6.00   | 3/6/17       | GATHERING OF EAGLES PARKING                    | \$6.00     |
| THOUSAND TRAILS LAKE CONROE #219     | 0974 03/06/17 100.00 | 3/6/17       | PICNIC DEPOSIT                                 | \$100.00   |
| UNITED AIRLINES                      | 3629 03/06/17 264.40 | 3/6/17       | AIR TO ADOBE CONF C. CHAVES                    | \$264.40   |

# JP Morgan Chase Bank

## March Credit Card Transactions

| Vendor                        | Invoice number       | Invoice date | Description                                   | Amount     |
|-------------------------------|----------------------|--------------|---|------------|
| UNITED AIRLINES               | 3629 03/06/17 461.40 | 3/6/17       | AIR TO IWCE CONF J. EVANS                     | \$461.40   |
| UNITED AIRLINES               | 3629 03/06/17 216.40 | 3/6/17       | AIR TORTA H TUTT                              | \$216.40   |
| UNITED AIRLINES               | 3629 03/06/17 198.40 | 3/6/17       | AIR TO PREP R. LEAL                           | \$198.40   |
| UNITED AIRLINES               | 2269 03/06/17 25     | 3/6/17       | BAGGAGE                                       | \$25.00    |
| UNITED AIRLINES               | 2269 03/06/17 25     | 3/6/17       | BAGGAGE                                       | \$25.00    |
| UPS                           | 1754 000A690R4057    | 3/6/17       | ACCT# A690R4                                  | \$329.38   |
| US GOVERNMENT BOOKS           | 0974 03/06/17 29.00  | 3/6/17       | 1X CODE FEDERAL REGULAQTIONS BOOK-J. ANDERSON | \$29.00    |
| VERIZON WIRELESS (POB 660108) | 1754 03/06/17 310.52 | 3/6/17       | ACCT # 920161350-00001                        | \$310.52   |
| VERIZON WIRELESS (POB 660108) | 1754 03/06/17 754.00 | 3/6/17       | ACCT # 920161350-00001                        | \$754.00   |
| VERIZON WIRELESS (POB 660108) | 1754 03/06/17 188.86 | 3/6/17       | ACCT # 920161350-00001                        | \$188.86   |
| VERIZON WIRELESS (POB 660108) | 1754 03/06/17 588.31 | 3/6/17       | ACCT # 920161350-00001                        | \$588.31   |
| VERIZON WIRELESS (POB 660108) | 1754 03/06/17 911.41 | 3/6/17       | ACCT # 920161350-00001                        | \$911.41   |
| VERIZON WIRELESS (POB 660108) | 1754 03/06/17 188.25 | 3/6/17       | ACCT # 920161350-00001                        | \$188.25   |
| VERIZON WIRELESS (POB 660108) | 1754 03/06/17 489.99 | 3/6/17       | ACCT # 920161350-00001                        | \$489.99   |
| VERIZON WIRELESS (POB 660108) | 1754 03/06/17 66.34  | 3/6/17       | ACCT # 920161350-00001                        | \$66.34    |
| VERIZON WIRELESS (POB 660108) | 1754 03/06/17 577.06 | 3/6/17       | ACCT # 920161350-00001                        | \$577.06   |
| VERIZON WIRELESS (POB 660108) | 1754 03/06/17 221.76 | 3/6/17       | ACCT # 920161350-00001                        | \$221.76   |
| VERIZON WIRELESS (POB 660108) | 1754 03/06/17 514.40 | 3/6/17       | ACCT # 920161350-00001                        | \$514.40   |
| VERIZON WIRELESS (POB 660108) | 1754 03/06/17 102.88 | 3/6/17       | ACCT # 920161350-00001                        | \$102.88   |
| VERIZON WIRELESS (POB 660108) | 1754 03/06/17 7,267. | 3/6/17       | ACCT # 920161350-00001                        | \$7,267.91 |
| VERIZON WIRELESS (POB 660108) | 1754 03/06/17 625.99 | 3/6/17       | ACCT # 920161350-00001                        | \$625.99   |
| VERIZON WIRELESS (POB 660108) | 1754 03/06/17 102.88 | 3/6/17       | ACCT # 920161350-00001                        | \$102.88   |
| VERIZON WIRELESS (POB 660108) | 1754 03/06/17 178.86 | 3/6/17       | ACCT # 920161350-00001                        | \$178.86   |
| VERIZON WIRELESS (POB 660108) | 1754 03/06/17 178.86 | 3/6/17       | ACCT # 920161350-00001                        | \$178.86   |
| VERIZON WIRELESS (POB 660108) | 1754 03/06/17 178.86 | 3/6/17       | ACCT # 920161350-00001                        | \$178.86   |
| VERIZON WIRELESS (POB 660108) | 1754 03/06/17 107.57 | 3/6/17       | ACCT # 920161350-00001                        | \$107.57   |
| VERIZON WIRELESS (POB 660108) | 1754 03/06/17 102.88 | 3/6/17       | ACCT # 920161350-00001                        | \$102.88   |
| VERIZON WIRELESS (POB 660108) | 1754 03/06/17 94.15  | 3/6/17       | ACCT # 920161350-00001                        | \$94.15    |
| WAL-MART COMMUNITY            | 0974 03/06/17 40.64  | 3/6/17       | STATION SUPPLIES                              | \$40.64    |
| WAL-MART COMMUNITY            | 0974 03/06/17 98.91  | 3/6/17       | OTTER BOXES                                   | \$98.91    |
| WAL-MART COMMUNITY            | 0974 03/06/17 164.85 | 3/6/17       | OTTER BOXES                                   | \$164.85   |
| WAL-MART COMMUNITY            | 0974 03/06/17 26.16  | 3/6/17       | STATION SUPPLIES                              | \$26.16    |
| WAL-MART COMMUNITY            | 0974 03/06/17 599.99 | 3/6/17       | TV FOR CONF ROOM                              | \$599.99   |
| WAL-MART COMMUNITY            | 0974 03/06/17 89.86  | 3/6/17       | STATION SUPPLIES                              | \$89.86    |
| WAL-MART COMMUNITY            | 0974 03/06/17 152.33 | 3/6/17       | STATION SUPPLIES                              | \$152.33   |
| WASTE MGMT                    | 1754 5412862 03      | 3/6/2017     | ACCT# 9-13656-13009                           | \$136.21   |
| WASTE MGMT                    | 1754 5412862 03      | 3/6/2017     | ACCT# 9-13656-13009                           | \$132.24   |
| WASTE MGMT                    | 1754 5412862 03      | 3/6/2017     | ACCT# 9-13656-13009                           | \$140.90   |
| WASTE MGMT                    | 1754 5412862 03      | 3/6/2017     | ACCT# 9-13656-13009                           | \$820.97   |
| WASTE MGMT                    | 1754 5412862 03      | 3/6/2017     | ACCT# 9-13656-13009                           | \$132.24   |
| WASTE MGMT                    | 1754 5412862 03      | 3/6/2017     | ACCT# 9-13656-13009                           | \$140.90   |
| WASTE MGMT                    | 1754 5412862 03      | 3/6/2017     | ACCT# 9-13656-13009                           | \$132.80   |
| WASTE MGMT                    | 1754 5412862 03      | 3/6/2017     | ACCT# 9-13656-13009                           | \$154.73   |
| WESTGATE LV HOTEL             | 6329 03/06/17 122.63 | 3/6/17       | IWCE HOTEL DEPOSIT J. EVANS                   | \$122.63   |





# AGENDA ITEM # 24

Board Mtg.: 03/28/17

## Montgomery County Hospital District

### Proceeds from Sale of Assets

10/01/2015 - 02/28/2017

| <u>Account Name</u> | <u>Description</u>                                   | <u>Sale of Surplus</u> |
|---------------------|--|------------------------|
| Building            | Station 41-Clayton Mobile Home, 60'x15', 3BR 1BA     | 7,500.00               |
| Building            | Station 43-1996 Shult Mobile Home, 80'x18', 3 BR 2BA | 10,750.00              |
|                     | <b>Building Total</b>                                | <b>18,250.00</b>       |
| Land                | Station 21-1.6 acre tract at Aldine Westfield        | 373,256.05             |
|                     | <b>Land Total</b>                                    | <b>373,256.05</b>      |
| Vehicles            | 2002 Ford Crown Victoria - 126,980 miles             | 1,315.00               |
| Vehicles            | 2002 Ford Crown Victoria - 130,107 miles             | 1,045.00               |
| Vehicles            | 2009 Dodge Ram 3500 - 153,781 miles                  | 5,355.00               |
| Vehicles            | 2009 Dodge Ram 3500 - 155,045 miles                  | 5,425.00               |
| Vehicles            | 2009 Dodge Ram 3500 - 167,296 miles                  | 5,405.00               |
| Vehicles            | 2009 Dodge Ram 3500 - 176,295 miles                  | 5,125.00               |
| Vehicles            | 2009 Dodge Ram 3500 - 178,057 miles                  | 5,325.00               |
| Vehicles            | 2009 Dodge Ram 3500 - 187,016 miles                  | 4,650.00               |
| Vehicles            | 2010 Dodge Ram 3500 - 237,850 miles                  | 6,170.00               |
| Vehicles            | 2011 Chevrolet Traverse - 182,292 miles              | 4,225.00               |
|                     | <b>Vehicles Total</b>                                | <b>44,040.00</b>       |
|                     | <b>Total Proceeds</b>                                | <b>435,546.05</b>      |

# Agenda Item # 25



**To:** Board of Directors

**From:** Jordan Anderson, EMS Clinical Services Manager

**Date:** March 28, 2017

**Re:** IV Pump Purchase

---

Consider and act on the purchase of 41 Alaris 8015 PCU and 44 Alaris 8100 Pump Modules including Guardrails Safety Software and Pharmacy Support for Drug Library Creation.

MCHD posted a RFP for these items and received no responses. We then located the Alaris 8015 PCU and Alaris 8100 pumps, which meet all specifications of the RFP, through our HGAC contract and obtained the attached bid. These pumps come with a 1 year warranty. There is an option available in November 2017 to purchase an additional year warrant for \$ 150.00 per pump. We will evaluate the value of the extended warranty beyond year one and make a decision whether to budget and purchase in FY2018.

|               |                     |
|---------------|---------------------|
| Budget:       | \$132,000.00        |
| <u>Costs:</u> | <u>\$130,950.00</u> |

Amt. below budget      \$    1,050.00

Fiscal Impact:      Nominal

| Yes                                 | No                       | N/A                                 |                   |
|-------------------------------------|--------------------------|-------------------------------------|-------------------|
| <input checked="" type="checkbox"/> | <input type="checkbox"/> | <input type="checkbox"/>            | Budgeted item?    |
| <input checked="" type="checkbox"/> | <input type="checkbox"/> | <input type="checkbox"/>            | Within budget?    |
| <input type="checkbox"/>            | <input type="checkbox"/> | <input checked="" type="checkbox"/> | Renewal contract? |
| <input type="checkbox"/>            | <input type="checkbox"/> | <input checked="" type="checkbox"/> | Special request?  |



# PROPOSAL TO PURCHASE EQUIPMENT

10712 South 1300 East, Sandy, Utah 84094

phone (800) 248.5882

fax (800) 468.5528

Date 3/22/2017

## SUBMITTED TO

**CUSTOMER** Montgomery County Hospital District

**ADDRESS** 1300 S Loop 336 W  
Conroe, TX 77304

**CONTACT** Eric Baldwin

**PHONE** 936-521-5621

**EMAIL** ebaldwin@mchd-tx.org

## SUBMITTED BY

**NAME** Med One Capital Funding, LLC

**ADDRESS** 10712 South 1300 East  
Sandy, UT 84094

**CONTACT** Jeremy Quick

**PHONE** Direct: 801-619-6738 Fax: 801-566-7049

**EMAIL** jquick@medonegroup.com

## EQUIPMENT

| QTY               | EQUIPMENT DESCRIPTION   | UNIT COST  | TOTAL COST          |
|-------------------|---|------------|---------------------|
| 41                | Alaris 8015 PCU - Patient-Ready, Pre-Owned Equipment --- software version/wireless card type: TBD --- does not include a drug library   | \$1,200.00 | \$49,200.00         |
| 41                | Guardrails Safety Software License - Pass-Through License Fee to CareFusion   | \$950.00   | \$38,950.00         |
| 44                | Alaris 8100 Pump Module - Patient-Ready, Pre-Owned Equipment  | \$700.00   | \$30,800.00         |
| 44                | Guardrails Safety Software License - Pass-Through License Fee to CareFusion   | \$250.00   | \$11,000.00         |
| 1                 | Pharmacy Support - OPTIONAL --- Drug Library Creation (Via remote services) --- based on maximum 2 profile areas and less than 20 drugs | \$1,000.00 | \$1,000.00          |
| 1                 | Alaris Additional Services - Alaris System - (1) copy of the Alaris System Computer-Based Training Disc --- No Charge                   | \$0.00     | \$0.00              |
| 41                | Alaris Additional Services - Alaris System - (41) Alaris System Quick Reference Cards (attach to the PCU) --- No Charge                 | \$0.00     | \$0.00              |
| <b>Total Cost</b> |   |            | <b>\$130,950.00</b> |

## TERMS AND CONDITIONS

- 1.) Quote valid for 30 days, while inventory available.
- 2.) Equipment will be provided cleaned, tested, and patient-ready with a PM certificate and a one-year warranty. Extended service contracts are available for purchase.
- 3.) Sales tax will apply. If you are tax exempt, please provide a copy of your sales tax exemption certificate.
- 4.) Shipping charges will apply. Please specify the ship to address when placing your order.
- 5.) The customer is responsible for the proper operation of the equipment if you are unfamiliar with the equipment or have questions, please contact Med One Capital and you will be referred to the appropriate service department.
- 6.) Med One is an authorized distributor of the ALARIS System; the official Guardrails Safety Software licenses are available for all devices which are acquired (purchase, lease, or rental) from Med One.
- 7.) Payment is due within thirty days of shipment.

Please review the equipment within 3 business days of delivery and verify it is in the condition you expected. If you find something that does not meet your expectations, please let us know immediately so we can remedy the problem.



## PROPOSAL TO PURCHASE EQUIPMENT

10712 South 1300 East, Sandy, Utah 84094

*phone* (800) 248.5882

*fax* (800) 468.5528

### CUSTOMER ACKNOWLEDGEMENT

We hereby acknowledge, accept and agree to the terms of this Proposal.

This Proposal must be signed and emailed or faxed within 30 days of the Proposal date.

\_\_\_\_\_  
PURCHASE ORDER NUMBER

\_\_\_\_\_  
TAX EXMPT #

If not tax exempt, check here.

\_\_\_\_\_  
SIGNATURE

\_\_\_\_\_  
DATE

Please review the equipment within 3 business days of delivery and verify it is in the condition you expected. If you find something that does not meet your expectations, please let us know immediately so we can remedy the problem.

**MINUTES OF A REGULAR MEETING  
OF THE BOARD OF DIRECTORS  
MONTGOMERY COUNTY HOSPITAL DISTRICT**

The regular meeting of the Board of Directors of Montgomery County Hospital District was duly convened at 4:00 p.m., February 28, 2017 in the Administrative offices of the Montgomery County Hospital District, 1400 South Loop 336 West, Conroe, Montgomery County, Texas.

**1. Call to Order**

Meeting called to order at 4:00 p.m.

**2. Invocation**

Led by Mr. Grice

**3. Pledge of Allegiance**

Led by Mr. Spratt

**4. Roll Call**

Present:

Bob Bagley  
Chris Grice  
Brad Spratt  
Mark Cole  
Sandy Wagner  
Kenn Fawn

Not Present:

Georgette Whatley

**5. Public Comment**

John Nicks – Addressed the board about his concerns on the Homestead Exemption, EMS Ride Along policy, Bioquell decontamination purchase and Maintenance agreements.

**6. Special Recognition:**

**Medical Director Award** – Dr. Casey Patrick, MD presented the Medical Director Award to Christopher Ferranti, Matthew Copeland and Kevin Mifflin.

**Non Field** – Christina Garza

**Serving in the Moment** – Mr. Randy Johnson, CEO read Ms. Angie Hoffart’s note concerning the Community Paramedicine “Serving in the Moment” program and how Joel Boswell and Donald Smith helped a family in need who had lost just about everything in a house fire. They were able to provide this family with necessary items from this program.

**7. Consider and act on ratification of contracts with additional network providers for indigent care. (Mrs. Wagner, Chair - Indigent Care Committee)**

Mrs. Wagner made a motion to consider and act on ratification of contracts with additional network providers for indigent care. Mr. Cole offered a second and motion passed unanimously.

8. **CEO Report to include update on District operations, strategic plan, capital purchases, employee issues and benefits, transition plans and other healthcare matters, grants and any other related district matters.**

Mr. Randy Johnson, CEO presented a report to the board.

9. **Presentation of MCHD 5 year plan – draft version. (Mr. Fawn, Chairman – MCHD Board) (attached)**

Mr. Randy Johnson, CEO presented a report to the board.

10. **Consider and act on amendment to PIO Officer Julie Martineau Services Agreement. (Mr. Fawn, Chairman – MCHD Board) (attached)**

Mr. Fawn made a motion to consider and act on amendment to PIO Officer Julie Martineau Services Agreement. Mrs. Wagner offered a second and motion passed five for (Mr. Grice, Mr. Cole, Mr. Fawn, Mrs. Wagner and Mr. Spratt) to one abstained (Mr. Bagley).

11. **EMS Director Report to include updates on EMS staffing, performance measures, staff activities, patient concerns, transport destinations and fleet.**

Mr. Jared Cospers, EMS Director presented a report to the board.

12. **Consider and act on sole source letter for Laerdal SimMan. (Mr. Bagley, Chair – EMS Committee) (attached)**

Mr. Lee Gillum clarified reason for the sole source letter to the board.

Mr. Cole made a motion to consider and act on the sole source letter for Laerdal SimMan. Mr. Grice offered a second. After board discussion motion passed unanimously.

13. **Consider and act on purchase of Laerdal SimMan. (Mr. Bagley, Chair – EMS Committee) (attached)**

Mr. Lee Gillum made a presentation to the board.

Mr. Bagley made a motion to consider and act on purchase of Laerdal SimMan. Mrs. Wagner offered a second and motion passed unanimously.

14. **Consider and act on remounts, cost vs budget. (Mr. Bagley, Chair – EMS Committee)**

Mr. Brett Allen, CFO gave a presentation to the board.

Mr. Bagley made a motion to approve 5 each remounts from this year's budget (FY 2016/2017). The board acknowledges the increase in cost per remount though total cost for all will remain at or under budget due to reducing the number of units. Mr. Spratt offered a second. After board discussion motion passed unanimously.

15. **Presentation on Dodge 3500 vs 4500 including tires. (Mr. Bagley, Chair – EMS Committee) (attached)**

Mr. Brett Allen, CFO gave a presentation on Dodge 3500 vs 4500 including tires.

16. **COO Report to include updates on infrastructure, facilities, radio system, warehousing, staff activities, community paramedicine, emergency management, and purchasing.**

Mrs. Melissa Miller, COO presented a report to the board.

**17. Update on Microwave Replacement Project. (Mr. Cole, Chair – PADCOM Committee) (attached)**

Mr. Justin Evans, Radio Systems Coordinator gave an update on the Microwave Replacement Project.

**18. Consider and act on EXACOM maintenance agreement. (Mr. Cole, Chair – PADCOM Committee) (attached)**

Mr. Cole made a motion to consider and act on EXACOM maintenance agreement. Mr. Bagley offered a second. After board discussion motion passed unanimously.

The board would like staff to look into and see if discounts would occur if this was a multiple year agreement instead of single year.

**19. Consider and act on Sole Source Letter for Bioquell BQ-EMS System. (Mr. Cole, Chair – PADCOM Committee) (attached)**

Mr. Cole made a motion to consider and act on Sole Source Letter for Bioquell BQ-EMS System. Mr. Bagley offered a second and motion passed unanimously.

**20. Consider and act on the budgeted purchase of one Bioquell BQ-EMS System. (Mr. Cole, Chair – PADCOM Committee)**

Mr. Cole made a motion to consider and act on budgeted purchase of one Bioquell BQ-EMS System. Mr. Bagley offered a second and motion passed unanimously.

**21. Health Care Services Report to include regulatory update, outreach, eligibility, service, utilization, community education, clinical services, epidemiology, and emergency preparedness.**

Mrs. Ade Moronkeji, HCAP Manager presented a report to the board.

**22. Consider and act on Healthcare Assistance Program claims from Non-Medicaid 1115 Waiver providers processed by Boon-Chapman. (Mrs. Wagner, Chair - Indigent Care Committee)**

Mrs. Wagner made a motion to consider and act on Healthcare Assistance Program claims from Non-Medicaid 1115 Waiver providers processed by Boon-Chapman. Mr. Bagley offered a second and motion passed unanimously.

**23. Consider and act on ratification of voluntary contributions to the Medicaid 1115 Waiver program of Healthcare Assistance Program claims processed by Boon Chapman. (Mrs. Wagner, Chair – Indigent Care Committee)**

Mrs. Wagner made a motion to consider and act on ratification of voluntary contributions to the Medicaid 1115 Waiver program of Healthcare Assistance Program claims processed by Boon Chapman. Mr. Bagley offered a second and motion passed unanimously.

**24. Presentation of preliminary Financial Report for four months ended January 31, 2017 – Brett Allen, CFO, report to include Financial Summary, Financial Statements, Supplemental EMS Billing Information, and Supplemental Schedules.**

Mr. Brett Allen, CFO presented financial report to the board.

**25. Consider and act on new signature cards for Texpool and Texstar. (Mr. Grice, Treasurer – MCHD Board)**

Mr. Grice made a motion to consider and act on new signature cards for Texpool and Texstar. Mr. Spratt offered a second and motion passed unanimously.

**26. Consider and approve the Banking and Investment Policy. (Mr. Grice, Treasurer – MCHD Board) (attached)**

Mr. Brett Allen, CFO advised the board that no changes have been made to the Banking and Investment policy and that it would be submitted to GTOT for review and may be brought back to the board in the future.

*“Mr. Grice wanted to clarify that his employer is not involved in any banking business with MCHD and he does not have a conflict of interest.”*

Mr. Grice made a motion to consider and approve the Banking and Investment Policy. Mr. Spratt offered a second and motion passed unanimously.

**27. Consider and act on ratification of payment of District invoices. (Mr. Grice, Treasurer - MCHD Board)**

Mr. Grice made a motion to consider and act on ratification of payment of District invoices. Mrs. Wagner offered a second and motion passed unanimously.

**28. Consider and act on salvage and surplus. (Mr. Grice, Treasurer – MCHD Board) (attached)**

Mr. Grice made a motion to consider and act on salvage and surplus. Mr. Bagley offered a second and motion passed unanimously.

Report in the future on the dollar amount received on surplus items.

**29. Secretary’s Report - Consider and act on minutes for the January 24, 2017 Special Meeting and January 24, 2017 Regular BOD meeting. (Mrs. Wagner, Secretary - MCHD Board)**

Mrs. Wagner made a motion to consider and act on minutes for the January 24, 2017 Special BOD Meeting. Mr. Spratt offered a second and minutes were approved.

Mrs. Wagner made a motion to consider and act on minutes for the January 24, 2017 Regular BOD Meeting. Mr. Bagley offered a second and minutes were approved.

**30. Adjourn**

Meeting adjourned at 5:33 p.m.

---

Sandy Wagner, Secretary



**MINUTES OF A SPECIAL MEETING  
OF THE BOARD OF DIRECTORS  
MONTGOMERY COUNTY HOSPITAL DISTRICT**

The special meeting of the Board of Directors of Montgomery County Hospital District was duly convened at 4:00 p.m., March 14, 2017, in the Administrative offices of the Montgomery County Hospital District, 1400 South Loop 336 West, Conroe, Montgomery County, Texas

**1. Call to Order**

Meeting called to order at 4:00 p.m..

**2. Roll Call**

**Present**

Bob Bagley  
Chris Grice  
Mark Cole  
Kenn Fawn  
Sandy Wagner  
Georgette Whatley

**Not Present**

Brad Spratt

**3. Present, consider and take action if needed upon proposed Homestead Exemption presentation given by Ms. Tammy McRae, Montgomery County Tax Assessor Collector. (Mr. Grice, Chair – Finance Committee) (attached)**

Ms. Tammy McRae, Montgomery County Tax Assessor Collector gave a presentation to the board on proposed Homestead Exemption.

During board discussion Ms. Tammy McRae answered questions from board members.

Mr. Grice made a motion to approve a 20% homestead exemption rate. Mr. Bagley offered a second. After board discussion Mr. Grice withdrew his original motion.

Mr. Cole made a motion to amend original motion to \$75,000 for disabled. Mr. Grice offered a second. After board discussion motion passed five for (Mr. Bagley, Mr. Grice, Mr. Cole, Mr. Fawn and Ms. Whatley) to one opposed (Mrs. Wagner). After the vote Mr. Grice withdrew his motion and wanted the board to revote on a new motion.

Mr. Cole made a motion to amend original motion to 10% homestead exemption rate. Mr. Grice offered a second. After board discussion motion passed four for (Mr. Bagley, Mr. Grice, Mr. Cole and Mr. Fawn) to two opposed (Mrs. Wagner and Ms. Whatley). After the vote Mr. Grice withdrew his motion and wanted the board to revote on a new motion.

Mr. Grice made a new motion to accept a 10% homestead exemption rate and the \$75,000 for disabled. Mr. Bagley offered a second. After board discussion motion passed four for (Mr. Bagley, Mr. Grice, Mr. Cole and Mr. Fawn) to two opposed (Mrs. Wagner and Ms. Whatley).

Ms. Whatley advised for the record she was not opposed to the 10% homestead exemption rate but felt like it took her right away to be able to vote on the 20% Homestead Exemption which she wanted.

Mr. Cole made a motion to accept a 20% homestead exemption rate. Mr. Grice offered a second and the motion failed three for (Mr. Bagley, Mr. Grice and Ms. Whatley) to three opposed (Mr. Cole, Mr. Fawn and Mrs. Wagner).

The board requested staff to bring the homestead exemption back to the March regular board meeting along with additional information to include numbers also requested from Ms. Tammy McRae, Montgomery County Tax Assessor Collector.

**4. Discussion with MCHD board members on the tax rate over the next 5 years. (Mr. Grice, Chair – Finance Committee)**

Mr. Randy Johnson, CEO advised he would provide more information to the board at the March regular board meeting.

**5. Discussion with MCHD board members on assumptions related to five year plan. (Mr. Cole, Chair – PADCOM Committee) (attached)**

Mr. Randy Johnson, CEO made a presentation to the board.

*“Mr. Fawn requested a brief recess for the board at 5:32 p.m.”*

*“The board returned from recess at 5:41 p.m.. Mr. Fawn noted for the record that Ms. Whatley had left the board meeting.”*

**6. Discussion with MCHD board members on Community Paramedicine services over the next 5 years. (Mrs. Wagner, MCHD Representative to the Public Health Board) (attached)**

Mr. Randy Johnson, CEO made a presentation to the board.

*“Mr. Fawn requested agenda item’s 7 and 8 to be tabled for a future meeting”.*

**7. Presentation and discussion on Zoll RescueNet FireRMS Suite. (Mr. Bagley, Chair – EMS Committee) (attached)**

Agenda item tabled by Mr. Fawn

8. **EMS Presentation of annual plans for 2017 from each department: (Mr. Bagley, Chair – EMS Committee) (attached)**
- **EMS Operations**
  - **Department of Clinical Services**
  - **Alarm**
  - **Fleet**
  - **Business Analysis**

Agenda item tabled by Mr. Fawn

9. **Adjourn**

Meeting adjourned at 5:55 p.m..

---

Sandy Wagner, Secretary