

Cable Ties

Fir Tree Mount and Cable Tie Assemblies

HellermannTyton's fir tree mounts provide a secure grip in a mounting hole and protect against dirt and other impurities. The mount can slide along the strap of the tie for proper orientation. The fir tree mounts are designed to provide a low insertion force and high extraction force. These mounts are sold as an assembly with the cable tie.

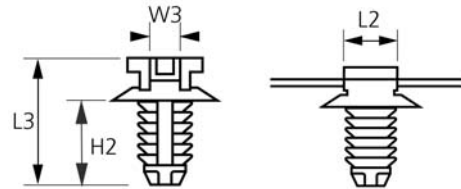
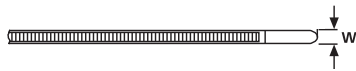
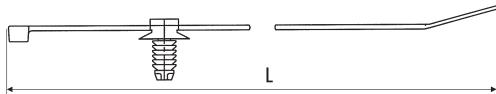


Material Data - All Cable Ties/
FT7, FT8 and FT10 Mounts

Material	Polyamide 6.6 heat stabilized (PA66HS)	RoHS
Operating Temperature	-40 °F to +221 °F (-40 °C to +105 °C)	
Color	Black	
Flammability	UL94 V2	

Material Data - FT5, FT6 and FT6LG Mounts

Material	Polyamide 6.6 high impact modified, heat stabilized (PA66HIRHS)	RoHS
Operating Temperature	-40 °F to +230 °F (-40 °C to +110 °C)	
Color	Black	
Flammability	UL94 HB	

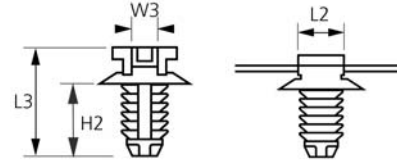
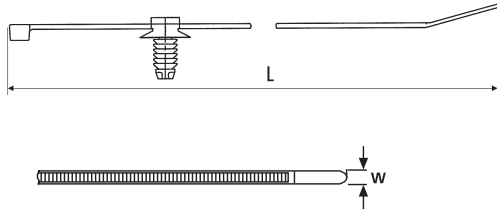


Product Selection

Article No.	Part No.	Type	Min. Tensile Strength lbs. (N)	Max. Ø Bundle in. (mm)	Cable Tie		Mount					Pkg. Qty.
					Length (L) in. (mm)	Width (W) in. (mm)	Disc Ø in. (mm)	Length (L2) in. (mm)	Length (L3) in. (mm)	Width (W3) in. (mm)	Height (H2) in. (mm)	
FT5 - Mounting Hole Ø: .177" - .197" (4.5-5.0mm) - Panel Thickness: .028" - .193" (0.7 - 3.0mm)												
150-55850	150-55850	T30RFT5	30 lbs (135)	1.38" (35)	5.8" (148)	.14" (3.6)	.63" (16.0)	.46" (11.6)	.52" (13.2)	.20" (5)	.27" (6.9)	500
156-00025	156-00025	T50RFT5	50 lbs (225)	1.75" (44.5)	8" (203.2)	.18" (4.6)	.63" (16.0)	.46" (11.6)	.52" (13.2)	.20" (5)	.27" (6.9)	500
FT6 - Mounting Hole Ø: .252" - .28" (6.4-7.1mm) - Panel Thickness: .028" - .193" (0.75 - 3.0mm)												
150-77940	150-77940	T30RFT6	30 lbs (135)	1.38" (35)	5.8" (148)	.14" (3.6)	.63" (16.0)	.46" (11.6)	.54" (13.8)	.20" (5)	.295" (7.5)	500
156-00156	156-00156	T50SFT6	50 lbs (225)	1.38" (35)	6.3" (160)	.18" (4.6)	.63" (16.0)	.46" (11.6)	.54" (13.8)	.20" (5)	.295" (7.5)	500
156-00157	156-00157	T50RFT6	50 lbs (225)	1.75" (44.5)	8" (203.2)	.18" (4.6)	.63" (16.0)	.46" (11.6)	.54" (13.8)	.20" (5)	.295" (7.5)	500
156-00066	156-00066	T50LFT6	50 lbs (225)	4" (101.6)	15" (380)	.18" (4.7)	.63" (16)	.46" (11.6)	.54" (13.8)	.20" (5)	.295" (7.5)	500

Installation tools - MK7, MK7HT, MK7P, MK9, MK9HT, MK9P. Dimensions are approximate and subject to technical changes. Use **Part No.** for ordering and **Type** for specification purposes.

Fir Tree Mount and Cable Tie Assemblies *continued*



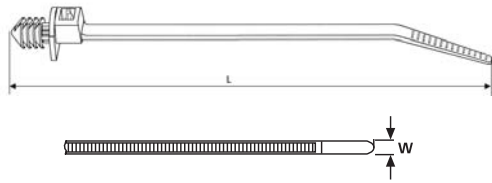
Product Selection												
Article No.	Part No.	Type	Min. Tensile Strength lbs. (N)	Max. Ø Bundle in. (mm)	Cable Tie			Mount				Pkg. Qty.
					Length (L) in. (mm)	Width (W) in. (mm)	Disc Ø in. (mm)	Length (L2) in. (mm)	Length (L3) in. (mm)	Width (W3) in. (mm)	Height (H2) in. (mm)	
FT6LG - Mounting Hole Ø: .256" - .276" (6.4-7.1mm) - Panel Thickness: .03" - .24" (0.75 - 6.0mm)												
150-31090	150-31090	T3ORFT6LG	30 lbs (135)	1.38" (35)	5.8" (148)	.14" (3.6)	.63" (16)	.46" (11.6)	.69" (17.5)	.19" (5)	.44" (11.1)	500
150-31093	150-31093	T5OSFT6LG	50 lbs (225)	1.38" (35)	6.3" (160)	.18" (4.6)	.63" (16)	.46" (11.6)	.69" (17.5)	.19" (5)	.44" (11.1)	500
150-31091	150-31091	T5ORFT6LG	50 lbs (225)	1.75" (44)	8" (203.2)	.18" (4.6)	.63" (16)	.46" (11.6)	.69" (17.5)	.19" (5)	.44" (11.1)	500
156-00054	156-00054	T5OIFT6LG	50 lbs (225)	3.35" (85)	11.8" (300)	.18" (4.6)	.63" (16)	.46" (11.6)	.69" (17.5)	.19" (5)	.44" (11.1)	500
FT7 - Mounting Hole Ø: .256" - .276" (6.5-7.0mm) - Panel Thickness: .031" - .276" (0.8 - 7.0mm)												
156-00057	156-00057	T3ORFT7	30 lbs (135)	1.38" (35)	5.8" (148)	.14" (3.6)	.63" (16)	.46" (11.6)	.75" (19)	.20" (5)	.5" (12.7)	500
156-00056	156-00056	T5OSFT7	50 lbs (225)	1.38" (35)	6.3" (160)	.18" (4.6)	.63" (16)	.46" (11.6)	.75" (19)	.20" (5)	.5" (12.7)	500
111-85871	111-85871	T5ORFT7	50 lbs (225)	1.75" (44)	8" (203.2)	.18" (4.6)	.63" (16)	.46" (11.6)	.75" (19)	.20" (5)	.5" (12.7)	500
111-05350	111-05350	T5OIFT7	50 lbs (225)	3.35" (85)	11.8" (300)	.18" (4.6)	.63" (16)	.46" (11.6)	.75" (19)	.20" (5)	.5" (12.7)	500
156-00055	156-00055	T5OLFT7	50 lbs (225)	4.33" (110)	15" (380)	.18" (4.7)	.63" (16)	.46" (11.6)	.75" (19)	.20" (5)	.5" (12.7)	500
FT8 - Mounting Hole Ø: .3" - .31" (7.7-8.0mm) - Panel Thickness: .03" - .31" (0.8 - 8.0mm)												
156-00058	156-00058	T3ORFT8	30 lbs (135)	1.38" (35)	5.8" (148)	.14" (3.6)	.63" (16)	.47" (12.0)	.7" (17.8)	.35" (9)	.45" (11.5)	500
156-00158	156-00158	T5ORFT8	50 lbs (225)	1.75" (44)	8" (203.2)	.18" (4.6)	.63" (16)	.47" (12.0)	.7" (17.8)	.35" (9)	.45" (11.5)	500
156-00060	156-00060	T5OIFT8	50 lbs (225)	3.35" (81)	11.8" (300)	.18" (4.6)	.63" (16)	.47" (12.0)	.7" (17.8)	.35" (9)	.45" (11.5)	500
156-00061	156-00061	T5OLFT8	50 lbs (225)	4.33" (110)	15" (380)	.18" (4.7)	.63" (16)	.47" (12.0)	.7" (17.8)	.35" (9)	.45" (11.5)	500
FT10 - Mounting Hole Ø: .38" - .39" (9.7-10.0mm) - Panel Thickness: .031" - .236" (0.8 - 5.0mm)												
156-00089	156-00089	T3ORFT10	30 lbs (135)	1.38" (35)	5.8" (148)	.14" (3.6)	.71" (18)	.75" (18.6)	.26" (6.5)	.20" (5)	.48" (12.1)	500
156-00090	156-00090	T5OSFT10	50 lbs (225)	1.38" (35)	6.3" (160)	.18" (4.6)	.71" (18)	.75" (18.6)	.26" (6.5)	.20" (5)	.48" (12.1)	500
156-00091	156-00091	T5ORFT10	50 lbs (225)	1.75" (44)	8" (203.2)	.18" (4.6)	.71" (18)	.75" (18.6)	.26" (6.5)	.20" (5)	.48" (12.1)	500
156-00092	156-00092	T5OIFT10	50 lbs (225)	3.35" (81)	11.8" (300)	.18" (4.6)	.71" (18.0)	.75" (18.6)	.26" (6.5)	.20" (5)	.48" (12.1)	500
156-00093	156-00093	T5OLFT10	50 lbs (225)	4.33" (110)	15" (380)	.18" (4.7)	.71" (18)	.75" (18.6)	.26" (6.5)	.20" (5)	.48" (12.1)	500

Installation tools - MK7, MK7HT, MK7P, MK9, MK9HT, MK9P. Dimensions are approximate and subject to technical changes. Use **Part No.** for ordering and **Type** for specification purposes.

Cable Ties

Fir Tree Push Mount Ties

Fir tree design grips to the inside of a hole. They can be used on sheet metal, wood, and cast iron. Type T50RTM25E has a longer fir tree for larger panel thicknesses.



Material Data	
Material	Polyamide 6.6 heat stabilized (PA66HS)
Operating Temperature	-40 °F to +221 °F (-40 °C to +105 °C) continuous
Flammability	UL94 V2

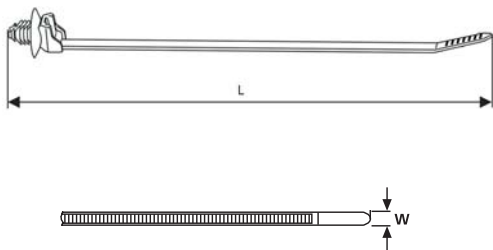


Product Selection			Min. Tensile Strength	Mounting Hole Ø	Panel Thickness	Length (L)	Max. Ø Bundle	Width (W)	Color	Pkg. Qty.
Article No.	Part No.	Type								
126-03501	T50RTM250HSM4	T50RTM25	50 lbs (225)	.25" - .26" (6.5 - 6.6)	.052" - .28" (1.32 - 7.0)	8.27" (210)	1.97" (50.0)	.19" (4.7)	Black	1000
157-01400	T50RTM25E8HSM4	T50RTM25E	50 lbs (225)	.25" - .26" (6.5 - 6.6)	.09" - .55" (2.3 - 13.94)	8.43" (214)	1.97" (50.0)	.19" (4.7)	Gray	1000

Installation tools - MK7, MK7HT, MK7P, MK9, MK9HT, MK9P. Dimensions are approximate and subject to technical changes. Use **Part No.** for ordering and **Type** for specification purposes.

Fir Tree Mount with Disc Tie

This fir tree mount tie provides a low insertion force with a high extraction force. The outside serrations present a smooth surface to the cables preventing damage to the insulation. The unique head design allows the cable tie to firmly hold bundles as small as .06" diameter and the disc offers added water protection.



Material Data	
Material	Polyamide 6.6 high impact modified, heat stabilized (PA66HIRHS)
Operating Temperature	-40 °F to +230 °F (-40 °C to +110 °C) continuous
Flammability	UL94 HB



Product Selection			Min. Tensile Strength	Mounting Hole Ø	Panel Thickness	Length (L)	Max. Ø Bundle	Width (W)	Color	Pkg. Qty.
Article No.	Part No.	Type								
155-05800	155-05800	T50SOSFT6E	50 lbs (225)	.26" - .28" (6.5-7.0)	.03" - .12" (0.75 - 3.0)	6.30" (160)	1.38" (35)	.18" (4.6)	Black	500

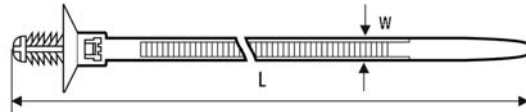
Installation tools - MK7, MK7HT, MK7P, MK9, MK9HT, MK9P. Dimensions are approximate and subject to technical changes. Use **Part No.** for ordering and **Type** for specification purposes.

Domed Fir Tree Mount

The domed head tie provides a tight, rattle-free installation and the outside serrated strap has ribs designed for convoluted tubing. The dome also acts as a seal to keep out dust and liquid.



Material Data	
Material	Polyamide 6.6 heat stabilized (PA66HS)
Operating Temperature	-40 °F to +221 °F (-40 °C to +105 °C) continuous
Flammability	UL94 V2



Product Selection												
Article No.	Part No.	Type	Min. Tensile Strength		Mounting Hole Ø	Panel Thickness	Length (L)		Max. Ø Bundle	Width (W)	Color	Pkg. Qty.
			lbs.	(N)	in. (mm)	in. (mm)	in. (mm)	in. (mm)	in. (mm)	in. (mm)		
157-01100	T50SDP6.HB6P	T50SDP6	45 lbs	(200)	.25" - .28" (6.3-7.0)	.03" - .28" (0.8 - 7.0)	6.69" (170)	1.22" (31)	.20" (5.1)	Black	500	

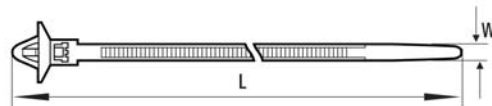
Installation tools - MK7, MK7HT, MK7P, MK9, MK9HT, MK9P. Dimensions are approximate and subject to technical changes. Use **Part No.** for ordering and **Type** for specification purposes.

Domed Push Mount Tie

The domed head tie provides a tight, rattle-free installation and the outside serrated strap has ribs designed for convoluted tubing. The dome also acts as a seal to keep out dust and liquid.



Material Data	
Material	Polyamide 6.6 heat stabilized (PA66HS)
Operating Temperature	-40 °F to +221 °F (-40 °C to +105 °C) continuous
Flammability	UL94 V2



Product Selection												
Article No.	Part No.	Type	Min. Tensile Strength		Mounting Hole Ø	Panel Thickness	Length (L)		Max. Ø Bundle	Width (W)	Color	Pkg. Qty.
			lbs.	(N)	in. (mm)	in. (mm)	in. (mm)	in. (mm)	in. (mm)	in. (mm)		
111-85350	111-85350	T50SD6	50 lbs	(225)	.25" - .30" (6.3-7.5)	.023" - .047" (0.6 - 1.2)	6.30" (160)	1.22" (31)	.20" (5.1)	Black	500	

Installation tools - MK7, MK7HT, MK7P, MK9, MK9HT, MK9P. Dimensions are approximate and subject to technical changes. Use **Part No.** for ordering and **Type** for specification purposes.

Cable Ties

Push Mount Ties

One-piece, all plastic ties for quick, simple cable mounting.



Material Data	
Material	Polyamide 6.6 (PA66)
Operating Temperature	-40 °F to +185 °F (-40 °C to +85 °C) continuous
Flammability	UL94 V2



US
File# E64139

Product Selection

Article No.	Part No.	Type	Min. Tensile Strength		Mounting Hole Ø	Panel Thickness	Length (L)	Max. Ø Bundle	Width (W)	Color	Pkg. Qty.
			lbs.	(N)	in. (mm)	in. (mm)	in. (mm)	in. (mm)	in. (mm)		
T30RSF											
111-85603	T30RSF9C2	T30RSF(U)	30 lbs	(135)	.19" - .22" (4.76-5.59)	.04" - .09" (0.9-2.36)	6.34" (161)	1.25" (31.8)	.14" (3.6)	Natural	100
126-00704	T30RSF9M4	T30RSF(U)	30 lbs	(135)	.19" - .22" (4.76-5.59)	.04" - .09" (0.9-2.36)	6.34" (161)	1.25" (31.8)	.14" (3.6)	Natural	1000
126-00700	T30RSF0C2	T30RSF(U)	30 lbs	(135)	.19" - .22" (4.76-5.59)	.04" - .09" (0.9-2.36)	6.34" (161)	1.25" (31.8)	.14" (3.6)	Black	100
126-00702	T30RSF0M4	T30RSF(U)	30 lbs	(135)	.19" - .22" (4.76-5.59)	.04" - .09" (0.9-2.36)	6.34" (161)	1.25" (31.8)	.14" (3.6)	Black	1000
T50SSF											
126-00043	126-00043	T50SSF	50 lbs	(225)	.25" - .28" (6.4-7.1)	.04" - .14" (1.0-3.56)	6.26" (159)	1.38" (35)	.19" (4.7)	Natural	100
126-00044	126-00044	T50SSF	50 lbs	(225)	.25" - .28" (6.4-7.1)	.04" - .14" (1.0-3.56)	6.26" (159)	1.38" (35)	.19" (4.7)	Natural	1000
126-00045	126-00045	T50SSF	50 lbs	(225)	.25" - .28" (6.4-7.1)	.04" - .14" (1.0-3.56)	6.26" (159)	1.38" (35)	.19" (4.7)	Black	100
126-00046	126-00046	T50SSF	50 lbs	(225)	.25" - .28" (6.4-7.1)	.04" - .14" (1.0-3.56)	6.26" (159)	1.38" (35)	.19" (4.7)	Black	1000
T50RSF											
111-85789	T50RSF9C2	T50RSF(U)	50 lbs	(225)	.25" - .28" (6.4-7.1)	.04" - .14" (1.0-3.56)	8.27" (210)	1.73" (44)	.19" (4.7)	Natural	100
126-01011	T50RSF9M4	T50RSF(U)	50 lbs	(225)	.25" - .28" (6.4-7.1)	.04" - .14" (1.0-3.56)	8.27" (210)	1.73" (44)	.19" (4.7)	Natural	1000
126-01003	T50RSF0C2	T50RSF(U)	50 lbs	(225)	.25" - .28" (6.4-7.1)	.04" - .14" (1.0-3.56)	8.27" (210)	1.73" (44)	.19" (4.7)	Black	100
126-01004	T50RSF0M4	T50RSF(U)	50 lbs	(225)	.25" - .28" (6.4-7.1)	.04" - .14" (1.0-3.56)	8.27" (210)	1.73" (44)	.19" (4.7)	Black	1000

Installation tools - MK7, MK7HT, MK7P, MK9, MK9HT, MK9P. Dimensions are approximate and subject to technical changes. Use **Part No.** for ordering and **Type** for specification purposes.

Wing Push Mount Ties

Wing design helps stabilize the tie in high vibration applications. They can be used on sheet metal, wood, and cast iron.



Material Data	
Material	Polyamide 6.6 (PA66)
Operating Temperature	-40 °F to +185 °F (-40 °C to +85 °C) continuous
Flammability	UL94 V2

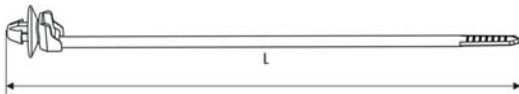


Product Selection											
Article No.	Part No.	Type	Min. Tensile Strength	Mounting Hole Ø	Panel Thickness	Length (L)	Max. Ø Bundle	Width (W)	Disc Ø	Color	Pkg. Qty.
			lbs. (N)	in. (mm)	in. (mm)		in. (mm)				
T18RWPM											
126-00041	126-00041	T18RWPM	18 lbs (80)	.19" - .22" (4.76-5.59)	.07" - .13" (1.85 - 3.18)	4.45" (113)	.87" (22)	.10" (2.5)	.52" (13.1)	Natural	100
126-00603	T18RWPM9M4	T18RWPM	18 lbs (80)	.19" - .22" (4.76-5.59)	.07" - .13" (1.85 - 3.18)	4.45" (113)	.87" (22)	.10" (2.5)	.52" (13.1)		1000
T50SL6											
111-85469	T50SL6.NN6P	T50SL6	50 lbs (225)	.24" - .26" (6.1-6.5)	.03" - .10" (0.8 - 2.5)	6.50" (165)	1.34" (34)	.18" (4.6)	.73" (18.5)	Natural	500
T50SL7											
111-85479	T50SL7.NN6P	T50SL7	50 lbs (225)	.27" - .28" (6.9-7.1)	.03" - .10" (0.8 - 2.5)	6.50" (165)	1.34" (34)	.18" (4.6)	.73" (18.5)	Natural	500

Installation tools - MK7, MK7HT, MK7P, MK9, MK9HT, MK9P. Dimensions are approximate and subject to technical changes. Use **Part No.** for ordering and **Type** for specification purposes. * UL recognition applies to T18RWPM ties.

Arrowhead Mount Ties

This tie has an arrowhead design which offers a positive, low insertion force and a high extraction force. Part No. 126-03100 features a foam rubber seal which provides additional protection against moisture, dirt and other impurities.



Material Data	
Material	Polyamide 6.6 heat stabilized (PA66HS)
Operating Temperature	-40 °F to +221 °F (-40 °C to +105 °C) continuous
Flammability	UL94 V2



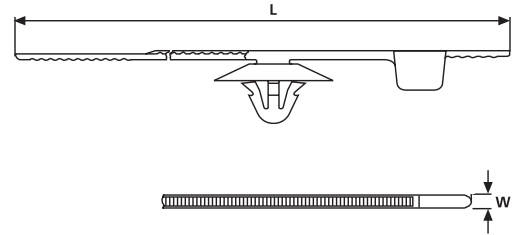
Product Selection											
Article No.	Part No.	Type	Min. Tensile Strength	Mounting Hole Ø	Panel Thickness	Length (L)	Max. Ø Bundle	Width (W)	Color	Pkg. Qty.	
			lbs. (N)	in. (mm)	in. (mm)		in. (mm)				in. (mm)
126-03100	126-03100	T50SOSSFT6.5E-MD	50 lbs (225)	.25" - .26" (6.3-6.7)	.02" - .07" (0.6 - 1.8)	6.30" (160)	1.38" (35)	.18" (4.6)	Green	500	
126-03101	126-03101	T50SOSSFT6.5E	50 lbs (225)	.25" - .26" (6.3-6.7)	.02" - .07" (0.6 - 1.8)	6.30" (160)	1.38" (35)	.18" (4.6)	Black	500	

Installation tools - MK7, MK7HT, MK7P, MK9, MK9HT, MK9P. Dimensions are approximate and subject to technical changes. Use **Part No.** for ordering and **Type** for specification purposes.

Cable Ties

Center Mount, Domed Push Mount Ties

The center mount, domed push mount tie centers the mount on all bundle diameters. The mount is molded in a stationary position for easy assembly. A tab extends beyond the head for easy strap insertion.



Material Data	
Material	Polyamide 6.6 (PA66)
Operating Temperature	-40 °F to +185 °F (-40 °C to +85 °C) continuous
Flammability	UL94 V2



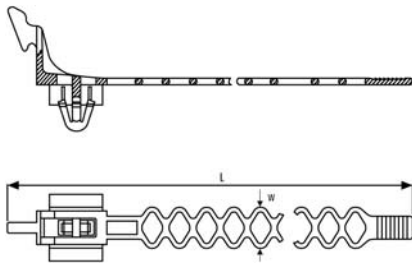
Product Selection

Article No.	Part No.	Type	Min. Tensile Strength	Mounting Hole Ø	Panel Thickness	Length (L)	Max. Ø Bundle	Width (W)	Color	Pkg. Qty.
			lbs. (N)	in. (mm)	in. (mm)					
150-35930	150-35930	T50RSP	50 lbs (222)	.24" - .26" (6.0-6.5)	.03" - .05" (0.75 - 1.3)	7.48" (190)	1.77" (45)	.18" (4.6)	Black	1000

Installation tools - MK7, MK7HT, MK7P, MK9, MK9HT, MK9P. Dimensions are approximate and subject to technical changes. Use **Part No.** for ordering and **Type** for specification purposes.

Ladder Style Push Mount Ties

The unique ladder style design eliminates the need for various sizes of clamps and allows for easy re-entry to access bundle. Wings on the side of the tie provide stabilization.



Material Data	
Material	Polyamide 6.6 (PA66)
Operating Temperature	-40 °F to +185 °F (-40 °C to +85 °C) continuous
Flammability	UL94 V2



Product Selection

Article No.	Part No.	Type	Mounting Hole Ø	Panel Thickness	Length (L)	Max. Ø Bundle	Width (W)	Color	Pkg. Qty.
			in. (mm)	in. (mm)					
150-26100	FBS1000H4	FBS100	.25" - .26" (6.3-6.7)	.03" - .15" (0.7 - 3.9)	4.53" (115)	1.06" (27)	.40" (10)	Black	500
150-26140	FBS1400H4	FBS140	.26" - .25" (6.3-6.7)	.03" - .15" (0.7 - 3.9)	6.30" (160)	1.65" (42)	.40" (10)	Black	500
150-26180	FBS1850H4	FBS185	.26" - .25" (6.3-6.7)	.03" - .15" (0.7 - 3.9)	7.87" (200)	2.09" (53)	.40" (10)	Black	500

Installation tools - MK7, MK7HT, MK7P, MK9, MK9HT, MK9P. Dimensions are approximate and subject to technical changes. Use **Part No.** for ordering and **Type** for specification purposes.