

Singer 31-17  
Singer 31-18  
Singer 31-21  
Singer 31-23  
Singer 31-25  
Singer 31-26  
Singer 31-28  
Singer 31-29  
Singer 31-30  
Singer 31-31  
Singer 31-36  
Singer 31-38  
Singer 31-40  
Singer 31-41  
Singer 31-43  
Singer 31-44  
Singer 31-45

Form 8734  
March, 1921

# LIST OF PARTS



**MACHINES**  
Nos. 31-17, 31-18, 31-21,  
31-23, 31-25, 31-26,  
31-28 to 31-31, 31-36,  
31-38, 31-40, 31-41,  
31-43, 31-44 and 31-45

THE SINGER MANUFACTURING COMPANY

COPYRIGHT, U. S. A.  
1917, 1920 AND 1921  
BY  
THE SINGER MANUFACTURING COMPANY  
ALL RIGHTS RESERVED FOR ALL COUNTRIES

## INDEX

	PAGE
ATTACHMENTS AND ACCESSORIES.....	154
BELT GUARD.....	155
BINDERS.....	155
BOBBIN WINDERS.....	169
CORDERS.....	159
DRIVING ATTACHMENT No. 12478.....	174
“ “ “ 20141.....	176
EDGE FOLDERS ON SHANK.....	161
EDGE GUIDE (ROLLER).....	164
“ “ “ FOR GLOVE WORK.....	164
FELLER.....	161
FINGER GUARD.....	161
FOOT LIFTER PARTS.....	176
“ “ “ FOR 31-44 MACHINE.....	178
GUIDES.....	163
IRON BASE.....	154
KNEE LIFTER PARTS.....	179
KNIFE GRINDERS.....	182
MACHINE No. 31-17.....	9
“ “ 31-18.....	17
“ “ 31-21.....	25
“ “ 31-23.....	33
“ “ 31-25.....	41
“ “ 31-26.....	50
“ “ 31-28.....	58
“ “ 31-29.....	66
“ “ 31-30.....	73
“ “ 31-31.....	82
“ “ 31-36.....	90
“ “ 31-38.....	99
“ “ 31-40.....	108
“ “ 31-41.....	119
“ “ 31-43.....	129
“ “ 31-44.....	137
“ “ 31-45.....	148
NUMERICAL LIST OF PARTS.....	185

## INDEX—Continued

	PAGE
OBSOLETE PARTS.....	190
PIPING ATTACHMENTS.....	166
PRESSER FEET.....	165
STAND No. 25255.....	183
“ “ 25265.....	185
“ “ 25279.....	186
“ “ 25284.....	186
STARTING TREADLE PARTS.....	188
STRIP FOLDERS.....	162
“ GUIDE.....	165
THREAD UNWINDERS.....	139
THROAT PLATE.....	166
TRIMMINGS FOR END AND BACK LEAF TABLE.....	188
WELT GUIDES.....	167

## INSTRUCTIONS FOR ORDERING

In ordering from this list, use **ONLY** the **PART** number in the **FIRST** column.

The number stamped on a Sewing Machine part is in **every** case the number of the single part only.

Every combination of parts sent out as such has its specific number, which, although not stamped on the parts, must be used when ordering the combination.

Each number always indicates the **SAME PART** in whatever list it appears, or for whatever machine.

The letters after some of the numbers indicate the style of finish only, as follows:

- A. Hardened, Polished and Plated.
- B. Polished and Plated.
- C. Hardened only.
- D. Polished only.
- E. Soft, not Polished.
- F. Hardened and Polished.
- G.
- H. Blued.
- J. Plated only.
- K. Hardened and Plated.
- L. Brass or Gilt
- M. Oxidized.
- P. Japanned.
- R. Parkerized.

These letters **MUST BE USED** when they appear in the list, and **AFTER** the number as in the list.

In this series

1 to 1500 and 50001 to 51500 are Screw Numbers.

1501 to 1800 are Nut Numbers.

1801 to 2000 are Roller Numbers.


2001 to 50000 and 52001 and upward are numbers of Machine Parts.

The figures in the second column refer only to the plates illustrating the parts, and are **NOT TO BE USED** in ordering

Parts marked with an asterisk (\*) are furnished only when repairs are made at factory.



**LIST OF PARTS COMPLETE  
FOR**



**MACHINE No. 31-17**

**FOR LEATHER. DROP FEED, ROLLER PRESSER**

NO.	PLATE	NAME
*44178	—	Arm with 11104.....
8582	773	" Dowel Pin.....
12453	773	" Oil Tube for intermediare bearing...
24131	2014	" " " with 29599, for oiling 12197
*11119	773	" " " " " " " 12408
12454	773	" " " " " " " 12409
29599	2014	" " " Packing (felt).....
748E	782	" Screw (back).....
854E	783	" " (front).....
12427	766	" Shaft.....
*11104	—	" Bushing (front).....
12357	767	" " Flanged Bushing (back).....
448C	783	" " " " " Set
		Screw.....
144D	782	Arm Shaft Screw.....
12480	767	" Side Cap.....
219D	774	" " " Screw.....
12193	2004	" " Cover.....

NO.	PLATE	NAME
286D	783	Arm Side Cover Thumb Screw.....
12403	772	" Spool Pin and Thread Eyelet.....
11241	2003	" " " Washer (cloth).....
12358	2000	Balance Wheel (power) light rim, 2 $\frac{1}{4}$ in. pulley, with two 448c.....
4370	2000	Balance Wheel (stand) heavy rim, 2 $\frac{1}{4}$ in. pulley, with two 448c.....
2135	2000	Balance Wheel (stand) heavy rim, 2 $\frac{1}{4}$ in. pulley, for 3022.....
2862	—	Balance Wheel (stand) heavy rim, 2 $\frac{1}{4}$ in. pulley, for 3022.....
448c	783	Balance Wheel Set Screw.....
*12360	—	Bed.....
256D	2003	Clamp Stop Motion Clamp Screw.....
248F	2011	" " " " Stop Screw.....
2020	2003	" " " " Washer.....
*3023	—	" " " Flanged Bushing.....
4933	2003	" " " " " 3023 with two 462c.....
2022	773	Clamp Stop Motion Flanged Bushing Pin
462c	773	" " " " " Set Screw.....
3022D	—	Clamp Stop Motion complete, Nos. 248F, 256D, 2020 and 4933.....
20197	2001	Crank Connecting Rod with 20198 and two 596E.....
*20198	—	Crank Connecting Rod Cap.....
896E	773	" " " " Screw.....
908c	773	" " " " Hinge Screw.....
1619E	773	" " " " " Nut
12366	—	Face Plate.....
12367	2000	Face Plate complete, Nos. 2827, 12150 and 12366.....
190D	782	Face Plate Screw.....
*44181	—	" " Thread Guard (lower).....
12150	773	" " " " " 44181 with 12152.....
12152	773	Face Plate Thread Guard (lower) Rivet..
2827	773	" " " " (upper) with 8505
8505	773	" " " " " Rivet.....
286D	783	" " Thumb Screw.....
12368	767	Feed Bar.....
313c	783	" " Screw Centre.....
56813	—	" " " " 313c with 1519J..
1519J	783	" " " " Nut.....
12197	2001	" Cam and Feed Lifting Eccentric with 446c.....

NO.	PLATE	NAME
446c	783	Feed Cam and Feed Lifting Eccentric Set Screw.....
3033	770	Feed Connecting Link.....
375c	782	" " " Hinge Screw.....
1518E	783	" " " " " Nut..
12436	776	" Dog, 11 teeth (18 teeth to the inch)
NOTE: No. 12436 is sent with this machine unless another Feed Dog is specified on order.		
20323	776	Feed Dog, 8 teeth (12 teeth to the inch)
20011	1265	" " 11 teeth (18 teeth to the inch)
208E	782	" " Screw.....
12123	2002	" Forked Connection.....
375c	782	" " " Hinge Screw....
1518E	783	" " " " " Nut
12374	766	" Lifting Rock Shaft.....
20001	—	Feed Lifting Rock Shaft complete, Nos. 12374, 12376 and 16556.....
16556	2009	Feed Lifting Rock Shaft Crank (back) with 462c.....
2049	773	Feed Lifting Rock Shaft Crank (back) Pin
462c	773	" " " " " " Set Screw.....
12376	770	Feed Lifting Rock Shaft Crank (front) with 157J and 1813.....
157J	782	Feed Lifting Rock Shaft Crank (front) Clamping Screw.....
1813	783	Feed Lifting Rock Shaft Crank (front) Roller and Stud.....
43976	5821	Feed Lifting Rock Shaft Crank Connect- ing Rod with 43977 and two 966E.....
*43977	—	Feed Lifting Rock Shaft Crank Connect- ing Rod Cap.....
966E	5806	Feed Lifting Rock Shaft Crank Connect- ing Rod Cap Screw.....
375c	782	Feed Lifting Rock Shaft Crank Connect- ing Rod Hinge Screw.....
1518E	783	Feed Lifting Rock Shaft Crank Connect- ing Rod Hinge Screw Nut.....
307c	783	Feed Lifting Rock Shaft Screw Centre...
56814	—	" " " " " " 307c with 1513J.....
1513J	783	Feed Lifting Rock Shaft Screw Centre Nut
3039	768	" Regulator.....
1128E	2009	" " Hinge Screw.....
818D	783	" " Thumb Screw.....
12379	766	" Rock Shaft.....

NO.	PLATE	NAME
20333	—	Feed Rock Shaft complete, Nos. 12379 and 29633.....
29633	5736	Feed Rock Shaft Crank with 157j.....
157j	782	“ “ “ “ Clamping Screw.....
307c	783	“ “ “ “ Screw Centre.....
56814	—	“ “ “ “ “ 307c with 1513i.....
1513j	783	Feed Rock Shaft Screw Centre Nut.....
12448	767	Needle Bar (hollow).....
12382	770	“ “ “ “ Connecting Link with 794e.....
794e	782	“ “ “ “ “ Adjusting Screw.....
*12383	—	Needle Bar Connecting Stud.....
12384	770	Needle Bar Connecting Stud complete, Nos. 453c, 1904 and 12383.....
1904	770	Needle Bar Connecting Stud Roller (roller only).....
453c	783	Needle Bar Connecting Stud Set Screw.....
20188	767	“ “ “ “ Crank with 858c and 1065c.....
1065c	2011	“ “ “ “ “ Position Screw.....
858c	783	“ “ “ “ “ Set Screw.....
936e	773	“ “ “ “ “ Screw Bushing.....
44216	5823	“ “ “ “ “ Thread Guard.....
233d	782	“ “ “ “ “ Screw.....
2167	772	“ “ “ “ “ Clamp with 196f.....
196f	772	“ “ “ “ “ Screw.....
44004	2565	Oil Cup.....
44005	2565	“ “ “ “ “ Extension with 24075.....
24075	2565	“ “ “ “ “ Post.....
44006	2565	“ “ “ “ “ Packing (felt).....
44007	2565	Oil Cup complete, Nos. 44004 to 44006.....
24104	2001	Oscillating Rock Shaft.....
24105	—	Oscillating Rock Shaft complete, Nos. 4784, 12388 and 24104.....
12388	767	Oscillating Rock Shaft Hinge Pin.....
878j	783	“ “ “ “ “ “ Oil Hole Stop Screw.....
12459	773	Oscillating Rock Shaft Hinge Pin Oil Hole Stop Screw Washer (leather).....
448c	783	Oscillating Rock Shaft Hinge Pin Set Screw.....
4784	1353	Oscillating Rock Shaft Oil Pad.....
12389	766	“ “ “ “ “ Shaft.....
19496	—	“ “ “ “ “ Crank for 19447.....
44134	—	“ “ “ “ “ “ 44135.....
19447	2011	Oscillating Shaft Crank complete, Nos. 457c, 1518e, 19449 and 19496.....

NO.	PLATE	NAME
44135	5806	Oscillating Shaft Crank complete, Nos. 1518e, 19449, 44134 and two 453c.....
2049	773	Oscillating Shaft Crank Pin.....
457c	5806	“ “ “ “ “ Set Screw for 19447.....
453c	783	“ “ “ “ “ “ 44135.....
19448	2011	“ “ “ “ “ Slide Block.....
229d	782	“ “ “ “ “ “ Cap Screw.....
12424	773	Oscillating Shaft Crank Slide Block Cap Screw Washer.....
988c	2011	Oscillating Shaft Crank Slide Block Screw Stud.....
1518e	783	Oscillating Shaft Crank Slide Block Screw Stud Nut.....
19449	2011	Oscillating Shaft Crank Slide Block complete, Nos. 229d, 988c, 12424 and 19448.....
19441	2004	Presser Bar (hollow).....
19464	—	Presser Bar complete, Nos. 190d, 19441 to 19443 and 24445.....
12326	770	Presser Bar Guide Bracket with 453c.....
453c	783	“ “ “ “ “ “ Set Screw.....
2062	771	“ “ “ “ “ Lifter.....
689c	782	“ “ “ “ “ Screw.....
1520e	783	“ “ “ “ “ Nut.....
12327	770	“ “ “ “ “ “ Lifting and Releasing Lever Bracket.....
11167	767	Presser Bar Spring (light) .051 wire.....
NOTE: No. 11167 is sent with this machine unless another Spring is specified on order.		
12139	2004	Presser Bar Spring (medium) .055 wire...
20023	2004	“ “ “ “ (heavy) .063 wire....
11170	771	“ “ “ “ “ Washer.....
19165	1310	“ “ “ “ “ Foot.....
NOTE: No. 19165 is sent with this machine unless another Presser Foot is specified on order.		
20114	1310	Presser Foot.....
20271	1310	“ “ “ “ for beading or top stitching.....
20272	1310	“ “ “ “ “ shoe tips and gores.....
20273	1310	“ “ “ “ “ inside stays, for $\frac{1}{4}$ in. to $\frac{1}{2}$ in. gauge.....
NOTE: When ordering No. 20273 state gauge required.		
20274	1310	Presser Foot, for outside stays.....
NOTE: When ordering No. 20274 send sample of material for which it is to be used.		

NO.	PLATE	NAME
190D	782	Presser Foot Screw.....
688J	783	Pressure Regulating Thumb Screw.....
51801	5842	Roller, $\frac{1}{8}$ in. diam., coarse, with 388D and 1550H.....
51802	—	Roller, $\frac{1}{8}$ in. diam., fine, with 388D and 1550H.....
1868	5842	Roller, $\frac{1}{8}$ in. diam., coarse, with 652D and 1528D.....
1841	5823	Roller, $\frac{1}{8}$ in. diam., fine, with 652D and 1528D.....
1911	2015	Roller, $1\frac{1}{4}$ in. diam., coarse, with 386D and 1528D.....
1912	—	Roller, $1\frac{1}{4}$ in. diam., fine, with 386D and 1528D.....
24903	5842	Roller Arm for 24904 and 24905.....
16572	2015	" " " 16579 and 16580.....
16573	2015	" " " 16581 and 16582.....
19442	1310	" " Bracket.....
19443	1310	" " " Position Collar with 456C.....
456C	1310	Roller Arm Bracket Position Collar Set Screw.....
987E	1310	Roller Arm Bracket Screw Stud.....
19444	1310	" " " Spring.....
19445	1310	" " " Pin.....
19446	1310	" " " Stud.....
24445	—	Roller Arm Bracket Spring Stud complete, Nos. 987E and 19444 to 19446.....
24904	—	Roller Presser complete, $\frac{1}{8}$ in. coarse roller, Nos. 24903 and 51801.....
24905	—	Roller Presser complete, $\frac{1}{8}$ in. fine roller, Nos. 24903 and 51802.....
16579	—	Roller Presser complete, $\frac{1}{8}$ in. coarse roller, Nos. 1868 and 16572.....
16580	—	Roller Presser complete, $\frac{1}{8}$ in. fine roller, Nos. 1841 and 16572.....
NOTE: No. 16580 is sent with this machine unless another Roller Presser is specified on order		
16581	—	Roller Presser complete, $1\frac{1}{4}$ in. coarse roller, Nos. 1911 and 16573.....
16582	—	Roller Presser complete, $1\frac{1}{4}$ in. fine roller, Nos. 1912 and 16573.....
190D	782	Roller Presser Screw.....
388D	2015	" Screw for 51801 and 51802.....
652D	5823	" " " 1841 and 1868.....
386D	5823	" " " 1911 and 1912.....

NO.	PLATE	NAME
1550H	783	Roller Screw Nut for 388.....
1528D	5823	" " " " 386 and 652.....
2996	771	Shuttle Bobbin.....
15140	2013	" " Case Latch.....
2973	771	" " " " Lever.....
2974	771	" " " " Fulcrum Pin.....
2975	771	Shuttle Bobbin Case Latch Spring.....
592E	782	" " " " Stop Screw.....
15141	—	Shuttle Bobbin Case Hinge, Nos. 2973, 2974 and 15140.....
7553	771	Shuttle Bobbin Case Position Finger.....
2523	771	" " " " " Rivet.....
24412	1361	" " " " Plate.....
391D	1366	" " " " Screw.....
24074	2013	Shuttle Bobbin Case complete, Nos. 591F, 592E, 2523, 2975, 7553, 15098 and 15141.....
12393	771	Shuttle Body.....
591F	782	" Tension Regulating Screw.....
15098	771	" Spring.....
19292	771	Shuttle, $1\frac{1}{8}$ in. diam., Nos. 2996, 12393 and 24074.....
*12394	—	Shuttle Driver.....
12444	771	" " 12394 with two 1266C.....
2049	773	" " Pin.....
1266C	5806	" " Set Screw.....
2531	767	" Race Back.....
2532	772	" " Position Pin.....
2533	767	" " Spring.....
907D	782	" " " " Screw.....
24413	—	" " Body.....
62502	—	" " 24413 with 24418 and two 1053D.....
62517	—	Shuttle Race Body 62502 with two 2532.....
24418	1362	" " Cap.....
1053D	2006	" " " " Screw.....
24419	1362	Shuttle Race complete, Nos. 907D, 2531, 2533, 24412, 62517 and two 391D.....
145D	782	Shuttle Race Screw.....
12431	—	" " Slide.....
12432	2004	Shuttle Race Slide complete, Nos. 4307, 12431 and two 725E.....
4307	772	Shuttle Race Slide Spring.....
725E	1318	" " " " Screw.....
2921	771	Tension Disc.....
1560C	783	" Regulating Thumb Nut.....
20037	2009	" Releaser.....



NO.	PLATE	NAME
462c	773	Clamp Stop Motion Flanged Bushing Set Screw.....
3022d	—	Clamp Stop Motion complete, Nos. 248f, 256d, 2020 and 4933.....
20197	2001	Crank Connecting Rod with 20198 and two 896e.....
*20198	—	Crank Connecting Rod Cap.....
896e	773	“ “ “ “ Screw.....
908c	773	“ “ “ “ Hinge Screw.....
1619e	773	“ “ “ “ “ Nut.....
20057	—	Face Plate.....
20058	5735	Face Plate complete, Nos. 2827, 12150 and 20057.....
190d	782	Face Plate Screw.....
*44181	—	“ “ Thread Guard (lower).....
12150	773	“ “ “ “ “ 44181 with 12152.....
12152	773	Face Plate Thread Guard (lower) Rivet.....
2827	773	“ “ “ “ “ (upper) with 8505.....
8505	773	Face Plate Thread Guard (upper) Rivet.....
286d	783	“ “ Thumb Screw.....
3033	770	Feed Connecting Link.....
375c	782	“ “ “ “ Hinge Screw.....
1518e	783	“ “ “ “ “ Nut.....
5570	2002	“ Eccentric with 446c.....
446c	783	“ “ Set Screw.....
12429	2002	“ Forked Connection.....
375c	782	“ “ “ “ Hinge Screw.....
1518e	783	“ “ “ “ “ Nut.....
3039	768	“ Regulator.....
1128e	2009	“ “ Hinge Screw.....
818d	783	“ “ Thumb Screw.....
12379	766	“ Rock Shaft.....
20833	—	Feed Rock Shaft complete, Nos. 12379 and 29633.....
29633	5736	Feed Rock Shaft Crank with 157j.....
157j	782	“ “ “ “ Clamping Screw.....
307c	783	“ “ “ “ Screw Centre.....
56814	—	“ “ “ “ “ 307c with 1513r.....
1513r	783	Feed Rock Shaft Screw Centre Nut.....
2258	2003	“ Wheel.....

NOTE: No. 2258 is sent with this machine unless another Feed Wheel is specified on order.

15022 2003 Feed Wheel 2258, coarse teeth.....

NO.	PLATE	NAME
2263	2002	Feed Wheel Driver with 2266.....
19266	2002	“ “ “ “ Link.....
324d	2008	“ “ “ “ “ Screw.....
313c	783	“ “ “ “ “ Centre.....
56813	—	“ “ “ “ “ “ 313c with 1519j.....
1519j	783	Feed Wheel Driver Link Screw Centre Nut.....
2265	2008	“ “ “ “ Spring.....
2266	2008	“ “ “ “ “ Hook.....
19267	2000	“ “ Frame with 453c.....
19302	—	Feed Wheel Frame complete, Nos. 119c, 151c, 183c, 183f, 240d, 1528d, 2252, 2254 to 2256, 2258, 3114 and 19267.....
119c	2008	Feed Wheel Frame Adjusting Screw.....
1528d	2008	“ “ “ “ “ Nut.....
453c	783	“ “ “ “ “ Set Screw.....
20006	2000	“ “ “ “ “ Shaft.....
307c	783	“ “ “ “ “ Screw Centre.....
56814	—	“ “ “ “ “ “ 307c with 1513j.....
1513j	783	Feed Wheel Frame Shaft Screw Centre Nut.....
2270	2008	“ “ “ “ “ Steady Spring.....
3114	2008	“ “ “ “ “ Friction Plate (back).....
151c	2008	“ “ “ “ “ “ Screw.....
2252	2008	“ “ “ “ “ (front).....
183c	2008	“ “ “ “ “ “ Screw.....
2254	2008	“ “ Retaining Clutch.....
2255	2008	“ “ “ “ “ Cap.....
183f	2008	“ “ “ “ “ “ Screw.....
2256	2008	“ “ “ “ “ Spring.....
240d	782	“ “ “ “ “ “ Screw.....
12448	767	Needle Bar (hollow).....
12382	770	“ “ Connecting Link with 794e.....
794e	782	“ “ “ “ “ Adjusting Screw.....
*12383	—	Needle Bar Connecting Stud.....
12384	770	Needle Bar Connecting Stud complete, Nos. 453c, 1904 and 12383.....
1904	770	Needle Bar Connecting Stud Roller (roller only).....
453c	783	Needle Bar Connecting Stud Set Screw.....
20188	767	“ “ Crank with 858c and 1065c.....
1065c	2011	“ “ “ “ Position Screw.....
858c	783	“ “ “ “ Set Screw.....
936e	773	“ “ “ “ Screw Bushing.....
44216	5823	“ “ Thread Guard.....
233d	782	“ “ “ “ “ Screw.....

NO.	PLATE	NAME
2167	772	Needle Clamp with 196F.....
196F	772	" " Screw.....
44004	2565	Oil Cup.....
44005	2565	" " Extension with 24075.....
24075	2565	" " Post.....
44006	2565	" " Packing (felt).....
44007	2565	Oil Cup complete, Nos. 44004 to 44006....
24104	2001	Oscillating Rock Shaft.....
24105	—	Oscillating Rock Shaft complete, Nos. 4784, 12388 and 24104.....
12388	767	Oscillating Rock Shaft Hinge Pin.....
878J	783	" " " " " Oil Hole Stop Screw.....
12459	773	Oscillating Rock Shaft Hinge Pin Oil Hole Stop Screw Washer (leather).....
448C	783	Oscillating Rock Shaft Hinge Pin Set Screw.....
4784	1353	Oscillating Rock Shaft Oil Pad.....
12389	766	" Shaft.....
19496	—	" " Crank for 19447.....
44134	—	" " " " 44135.....
19447	2011	Oscillating Shaft Crank complete, Nos. 457C, 1518E, 19449 and 19496.....
44135	5806	Oscillating Shaft Crank complete, Nos. 1518E, 19449, 44134 and two 453C.....
2049	773	Oscillating Shaft Crank Pin.....
457C	5806	" " " Set Screw for 19447.....
453C	783	" " " " " 44135.....
19448	2011	" " " Slide Block.....
229D	782	" " " " " Cap Screw.....
12424	773	Oscillating Shaft Crank Slide Block Cap Screw Washer.....
988C	2011	Oscillating Shaft Crank Slide Block Screw Stud.....
1518E	783	Oscillating Shaft Crank Slide Block Screw Stud Nut.....
19449	2011	Oscillating Shaft Crank Slide Block com- plete, Nos. 229D, 988C, 12424 and 19448.....
19441	2004	Presser Bar (hollow).....
19464	—	Presser Bar complete, Nos. 190D, 19441 to 19443 and 24445.....
20059	5736	Presser Bar Guide Bracket with 453C....
453C	783	" " " " Set Screw.....
2062	771	" " Lifter.....
689C	782	" " " Screw.....
1520E	783	" " " " Nut.....

NO.	PLATE	NAME
12327	770	Presser Bar Lifting and Releasing Lever Bracket.....
11167	767	Presser Bar Spring (light) .051 wire.....
NOTE: No. 11167 is sent with this machine unless another Spring is specified on order.		
12139	2004	Presser Bar Spring (medium) .055 wire...
20023	2004	" " " (heavy) .063 wire.....
11170	771	" " " Washer.....
19165	1310	" Foot.....
NOTE: No. 19165 is sent with this machine unless another Presser Foot is specified on order.		
20114	1310	Presser Foot.....
190D	782	" " Screw.....
688J	783	Pressure Regulating Thumb Screw.....
51801	5842	Roller, $\frac{1}{8}$ in. diam., coarse, with 388D and 1550H.....
51802	—	Roller, $\frac{1}{8}$ in. diam., fine, with 388D and 1550H.....
1868	5842	Roller, $\frac{3}{8}$ in. diam., coarse, with 652D and 1528D.....
1841	5823	Roller, $\frac{3}{8}$ in. diam., fine, with 652D and 1528D.....
1911	2015	Roller, $1\frac{1}{4}$ in. diam., coarse, with 386D and 1528D.....
1912	—	Roller, $1\frac{1}{4}$ in. diam., fine, with 386D and 1528D.....
24903	5842	Roller Arm for 24904 and 24905.....
16572	2015	" " " 16579 and 16580.....
16573	2015	" " " 16581 and 16582.....
19442	1310	" " Bracket.....
19443	1310	" " " Position Collar with 456C.....
456C	1310	Roller Arm Bracket Position Collar Set Screw.....
987E	1310	Roller Arm Bracket Screw Stud.....
19444	1310	" " " Spring.....
19445	1310	" " " " Pin.....
19446	1310	" " " " Stud.....
24445	—	Roller Arm Bracket Spring Stud complete, Nos. 987E and 19444 to 19446.....
24904	—	Roller Presser complete, $\frac{1}{8}$ in. coarse roller, Nos. 24903 and 51801.....
24905	—	Roller Presser complete, $\frac{1}{8}$ in. fine roller, Nos. 24903 and 51802.....
16579	—	Roller Presser complete, $\frac{3}{8}$ in. coarse roller, Nos. 1868 and 16572.....



NO.	PLATE	NAME
16580	—	Roller Presser complete, $\frac{3}{8}$ in. fine roller, Nos. 1841 and 16572.
NOTE: No. 16580 is sent with this machine unless another Roller Presser is specified on order.		
16581	—	Roller Presser complete, $1\frac{1}{4}$ in. coarse roller, Nos. 1911 and 16573.
16582	—	Roller Presser complete, $1\frac{1}{4}$ in. fine roller, Nos. 1912 and 16573.
190D	782	Roller Presser Screw
388D	2015	" Screw for 51801 and 51802.
652D	5823	" " " 1841 and 1868.
386D	5823	" " " 1911 and 1912.
1550H	783	" " Nut for 388.
1528D	5823	" " " 386 and 652.
2996	771	Shuttle Bobbin
15140	2013	" " Case Latch.
2973	771	" " " Lever.
2974	771	" " " " Fulcrum Pin.
2975	771	Shuttle Bobbin Case Latch Spring.
592R	782	" " " " Stop Screw.
15141	—	Shuttle Bobbin Case Hinge, Nos. 2973, 2974 and 15140.
7553	771	Shuttle Bobbin Case Position Finger.
2523	771	" " " " Rivet
24074	2013	Shuttle Bobbin Case complete, Nos. 591F, 592a, 2523, 2975, 7553, 15098 and 15141
12393	771	Shuttle Body
591F	782	" Tension Regulating Screw.
15098	771	" Spring.
19292	771	Shuttle, $1\frac{1}{4}$ in. diam., Nos. 2996, 12393 and 24074.
*12394	—	Shuttle Driver
12444	771	" " 12394 with two 1266c.
2049	773	" " Pin.
1266c	5806	" " Set Screw.
2531	767	" Race Back.
2532	772	" " " Position Pin.
2533	767	" " " Spring.
907D	782	" " " Screw.
19270	—	" " Body.
5709	767	" " Cap.
662D	782	" " " Screw.
19269	2008	Shuttle Race complete, Nos. 907D, 2531, 2533, 5709, 19270 and two each 662D and 2532.

NO.	PLATE	NAME
145D	782	Shuttle Race Screw.
12431	—	" " Slide.
24810	—	Shuttle Race Slide complete, Nos. 4307, 12431 and two 1208J.
4307	772	Shuttle Race Slide Spring.
1208J	5822	" " " " Screw.
20060	5736	Slack Thread Regulator.
225F	5736	" " " Adjusting Screw.
2102	5806	Tension Disc.
1560c	783	" Regulating Thumb Nut.
32572	5806	" Releasing Disc.
43944	5806	" " Lever.
12398	773	" " " Hinge Pin.
12329	772	" " " Spring.
32574	5806	" " Pin.
50327c	5806	" Screw Stud.
44141	—	" " " 50327c with 1560c.
43945	5806	" Spring.
44118	—	Tension complete, Nos. 7336, 32572, 32574, 43945, 43946, 44141 and two 2102
52454	5842	Thread Retainer.
460c	783	" " Set Screw.
12404	770	" Take-up Crank.
3094	773	" " " Wedge.
690E	782	" " " Screw.
12408	770	" " Lever.
775E	782	" " " Cap Screw.
12166	773	" " " Hinge Pin.
12409	770	" " " Link.
11204	770	" " " " Hinge Pin.
435c	5806	" " " " " " " " Set Screw.
12410	—	Thread Take-up Lever complete, Nos. 12166, 12408 and 12409.
43946	5806	Thread Take-up Spring.
7336	772	" " " Regulator.
448c	783	" " " " Set Screw
20262	1265	Throat Plate, large oblong needle hole, for 2258 and 15022.
20263	—	Throat Plate, medium oblong needle hole, for 2258 and 15022.
20264	—	Throat Plate, small oblong needle hole, for 2258 and 15022.
NOTE: Nos. 20263 and 20264 are sent with this machine unless other Throat Plates are specified on order.		




24 PARTS FOR MACHINE NO. 31-18

NO.	PLATE	NAME
20165	1265	Throat Plate, small oblong needle hole, for 2258 and 15022, raised at needle hole for top stitching
691F	782	Throat Plate Screw
20007	—	Wheel Feed complete, Nos. 324b, 2263, 2265, 2270, 5570, 19266, 19302, 20006, 20263, 20264 and 24810
20291	2049	Drip Pan with four 1 in. wire nails, for power table

24544 -  
120208

**LIST OF PARTS COMPLETE FOR**



**MACHINE No. 31-21**

**FOR LEATHER, DROP FEED, ROLLER PRESSER**

NO.	PLATE	NAME
*12355	—	Arm with 11104
8582	773	" Dowel Pin
12453	773	" Oil Tube for intermediate bearing
24131	2014	" " " with 29599, for oiling 12197
11119	773	" " " " " " " 12408
12454	773	" " " " " " " 12409
29599	2014	" " " Packing (felt)
748E	782	" Screw (back)
854E	783	" " (front)
12427	766	" Shaft
*11104	—	" " Bushing (front)
12357	767	" " Flanged Bushing (back)
448c	783	" " " " " " Set
		Screw
144D	782	Arm Shaft Screw
12480	767	" Side Cap
219D	774	" " " Screw
12193	2004	" " Cover
286D	783	" " " Thumb Screw

NO.	PLATE	NAME
12403	772	Arm Spool Pin and Thread Eyelet.....
11241	2003	" " " Washer (cloth).....
12358	2000	Balance Wheel (power) light rim, 2 $\frac{1}{8}$ in. pulley, with two 448c.....
4370	2000	Balance Wheel (stand) heavy rim, 2 $\frac{1}{4}$ in. pulley, with two 448c.....
2135	2000	Balance Wheel (stand) heavy rim, 2 $\frac{1}{4}$ in. pulley, for 3022.....
2862	---	Balance Wheel (stand) heavy rim, 2 $\frac{1}{4}$ in. pulley, for 3022.....
448c	783	Balance Wheel Set Screw.....
*12360	---	Bed.....
256D	2003	Clamp Stop Motion Clamp Screw.....
248F	2011	" " " " Stop Screw.....
2020	2003	" " " " Washer.....
*3023	---	" " " " Flanged Bushing.....
4933	2003	" " " " " 3023 with two 462c.....
2022	773	Clamp Stop Motion Flanged Bushing Pin
462c	773	" " " " " Set Screw.....
3022D	---	Clamp Stop Motion complete, Nos. 248F, 256D, 2020 and 4933.....
20197	2001	Crank Connecting Rod with 20198 and two 896e.....
*20198	---	Crank Connecting Rod Cap.....
896E	773	" " " " Screw.....
908C	773	" " " " Hinge Screw.....
1619E	773	" " " " " Nut
20057	---	Face Plate.....
20058	5735	Face Plate complete, Nos. 2827, 12150 and 20057.....
190D	782	Face Plate Screw.....
*44181	---	" " Thread Guard (lower).....
12150	773	" " " " " 44181 with 12152.....
12152	773	Face Plate Thread Guard (lower) Rivet..
2827	773	" " " " (upper) with 8505.....
8505	773	Face Plate Thread Guard (upper) Rivet
286D	783	" " Thumb Screw.....
12368	767	Feed Bar.....
313c	783	" " Screw Centre.....
56813	---	" " " " 313c with 1519j..
1519j	783	" " " " Nut.....
12197	2001	" Cam and Feed Lifting Eccentric with 446c.....

NO.	PLATE	NAME
446c	783	Feed Cam and Feed Lifting Eccentric Set Screw.....
3033	770	Feed Connecting Link.....
375c	782	" " " " Hinge Screw.....
1518E	783	" " " " " Nut
12436	776	" Dog, 11 teeth (18 teeth to the inch)
NOTE: No. 12436 is sent with this machine unless another Feed Dog is specified on order.		
20323	776	Feed Dog, 8 teeth (12 teeth to the inch)..
20011	1265	" " 11 teeth (18 teeth to the inch)..
208E	782	" " Screw.....
12123	2002	" Forked Connection.....
375c	782	" " " " Hinge Screw....
1518E	783	" " " " " Nut
12374	766	" Lifting Rock Shaft.....
20001	---	Feed Lifting Rock Shaft complete, Nos. 12374, 12376 and 16556.....
16556	2009	Feed Lifting Rock Shaft Crank (back) with 462c.....
2049	773	Feed Lifting Rock Shaft Crank (back) Pin
462c	773	" " " " " Set Screw.....
12376	770	Feed Lifting Rock Shaft Crank (front) with 157j and 1813.....
157j	782	Feed Lifting Rock Shaft Crank (front) Clamping Screw.....
1813	783	Feed Lifting Rock Shaft Crank (front) Roller and Stud.....
43976	5821	Feed Lifting Rock Shaft Crank Connect- ing Rod with 43977 and two 906e.....
*43977	---	Feed Lifting Rock Shaft Crank Connect- ing Rod Cap.....
966E	5806	Feed Lifting Rock Shaft Crank Connect- ing Rod Cap Screw.....
375c	782	Feed Lifting Rock Shaft Crank Connect- ing Rod Hinge Screw.....
1518E	783	Feed Lifting Rock Shaft Crank Connect- ing Rod Hinge Screw Nut.....
307c	783	Feed Lifting Rock Shaft Screw Centre...
56814	---	" " " " " 307c with 1513j.....
1513j	783	Feed Lifting Rock Shaft Screw Centre Nut
3039	768	" Regulator.....
1128E	2009	" " Hinge Screw.....
818D	783	" " Thumb Screw.....
12379	766	" Rock Shaft.....

NO.	PLATE	NAME
20333	—	Feed Rock Shaft complete, Nos. 12379 and 29633.....
29633	5736	Feed Rock Shaft Crank with 157j.....
	157j 782	" " " " Clamping Screw
	307c 783	" " " " Screw Centre.....
56814	—	" " " " " 307c with 1513j.....
	1513j 783	Feed Rock Shaft Screw Centre Nut.....
12448	767	Needle Bar (hollow).....
12382	770	" " Connecting Link with 794e.....
	794e 782	" " " " Adjusting Screw.....
*12383	—	Needle Bar Connecting Stud.....
12384	770	Needle Bar Connecting Stud complete, Nos. 453c, 1904 and 12383.....
	1904 770	Needle Bar Connecting Stud Roller (roller only).....
	453c 783	Needle Bar Connecting Stud Set Screw.....
20188	767	" " Crank with 858c and 1065c.....
	1065c 2011	" " " " Position Screw.....
	858c 783	" " " " Set Screw.....
	936e 773	" " " " Screw Bushing.....
44216	5823	" " Thread Guard.....
	233d 782	" " " " Screw.....
	2167 772	" " Clamp with 196f.....
	196f 772	" " " " Screw.....
44004	2565	Oil Cup.....
44005	2565	" " Extension with 24075.....
24075	2565	" " " " Post.....
44006	2565	" " Packing (felt).....
44007	2565	Oil Cup complete, Nos. 44004 to 44006.....
24104	2001	Oscillating Rock Shaft.....
24105	—	Oscillating Rock Shaft complete, Nos. 4784, 12388 and 24104.....
12388	767	Oscillating Rock Shaft Hinge Pin.....
	878j 783	" " " " " Oil Hole Stop Screw.....
12459	773	Oscillating Rock Shaft Hinge Pin Oil Hole Stop Screw Washer (leather).....
	448c 783	Oscillating Rock Shaft Hinge Pin Set Screw
	4784 1353	" " " " Oil Pad.....
12389	766	" " Shaft.....
19496	—	" " Crank for 19447.....
44134	—	" " " " 44135.....
19447	2011	Oscillating Shaft Crank complete, Nos. 457c, 1518e, 19449 and 19496.....

NO.	PLATE	NAME
44135	5806	Oscillating Shaft Crank complete, Nos. 1518e, 19449, 44134 and two 453c.....
2049	773	Oscillating Shaft Crank Pin.....
	457c 5806	" " " " Set Screw for 19447
	453c 783	" " " " " 44135
19448	2011	" " " " Slide Block.....
	229d 782	" " " " " Cap Screw.....
12424	773	Oscillating Shaft Crank Slide Block Cap Screw Washer.....
	988c 2011	Oscillating Shaft Crank Slide Block Screw Stud.....
1518e	783	Oscillating Shaft Crank Slide Block Screw Stud Nut.....
19449	2011	Oscillating Shaft Crank Slide Block complete, Nos. 229d, 988c, 12424 and 19448
19441	2004	Presser Bar (hollow).....
19464	—	Presser Bar complete, Nos. 190d, 19441 to 19443 and 24445.....
20059	5736	Presser Bar Guide Bracket with 453c.....
	453c 783	" " " " Set Screw.....
	2062 771	" " " " Lifter.....
	689c 782	" " " " Screw.....
	1520e 783	" " " " Nut.....
12327	770	" " Lifting and Releasing Lever Bracket.....
11167	767	Presser Bar Spring (light) .051 wire.....
		NOTE: No. 11167 is sent with this machine unless another Spring is specified on order.
12139	2004	Presser Bar Spring (medium) .055 wire.....
20023	2004	" " " " (heavy) .063 wire.....
11170	771	" " " " Washer.....
19165	1310	" " Foot.....
		NOTE: No. 19165 is sent with this machine unless another Presser Foot is specified on order
20114	1310	Presser Foot.....
20271	1310	" " " " for beading or top stitching..
20272	1310	" " " " shoe tips and gores.....
20273	1310	" " " " inside stays, for $\frac{1}{4}$ in. to $\frac{3}{4}$ in. gauge.....
		NOTE: When ordering No. 20273 state gauge required.
20274	1310	Presser Foot, for outside stays.....
		NOTE: When ordering No. 20274 send sample of material for which it is to be used.

NO.	PLATE	NAME
190D	782	Presser Foot Screw
688r	783	Pressure Regulating Thumb Screw
51801	5842	Roller, $\frac{1}{8}$ in. diam., coarse, with 388D and 1550H
51802	—	Roller, $\frac{1}{8}$ in. diam., fine, with 388D and 1550H
1868	5842	Roller, $\frac{1}{8}$ in. diam., coarse, with 652D and 1528D
1841	5823	Roller, $\frac{1}{8}$ in. diam., fine, with 652D and 1528D
1911	2015	Roller, $1\frac{1}{4}$ in. diam., coarse, with 386D and 1528D
1912	—	Roller, $1\frac{1}{4}$ in. diam., fine, with 386D and 1528D
24903	5842	Roller Arm for 24904 and 24905
16572	2015	" " " 16579 and 16580
16573	2015	" " " 16581 and 16582
19442	1310	" " Bracket
19443	1310	" " " Position Collar with 456C
456C	1310	Roller Arm Bracket Position Collar, Set Screw
987E	1310	Roller Arm Bracket Screw Stud
19444	1310	" " " Spring
19445	1310	" " " " Pin
19446	1310	" " " " Stud
24445	—	Roller Arm Bracket Spring Stud complete, Nos. 987E and 19444 to 19446
24904	—	Roller Presser complete, $\frac{1}{8}$ in. coarse roller, Nos. 24903 and 51801
24905	—	Roller Presser complete, $\frac{1}{8}$ in. fine roller, Nos. 24903 and 51802
16579	—	Roller Presser complete, $\frac{1}{8}$ in. coarse roller, Nos. 1868 and 16572
16580	—	Roller Presser complete, $\frac{1}{8}$ in. fine roller, Nos. 1841 and 16572

NOTE: No. 16580 is sent with this machine unless another Roller Presser is specified on order.

16581	—	Roller Presser complete, $1\frac{1}{4}$ in. coarse roller, Nos. 1911 and 16573
16582	—	Roller Presser complete, $1\frac{1}{4}$ in. fine roller, Nos. 1912 and 16573
190D	782	Roller Presser Screw
388D	2015	" Screw for 51801 and 51802
652D	5842	" " " 1841 and 1868
386D	5842	" " " 1911 and 1912

NO.	PLATE	NAME
1350M	783	Roller Screw Nut for 388
1328D	5842	" " " " 386 and 652
19131	2012	Shuttle Bobbin
20649	2012	" " " Case Latch
2973	771	" " " " Lever
2974	771	" " " " " Fulcrum Pin
2975	771	Shuttle Bobbin Case Latch Spring
592E	782	" " " " " Stop Screw
20650	—	Shuttle Bobbin Case Hinge, Nos. 2973, 2974 and 20649
20755	5737	Shuttle Bobbin Case Position Finger
2523	771	" " " " " Rivet
24323	2046	" " " " " Plate
391D	1366	" " " " " Screw
20756	5737	Shuttle Bobbin Case complete, Nos. 591F, 592E, 2523, 2975, 20650, 20654 and 20755
20757	5737	Shuttle Body
591F	782	" Tension Regulating Screw
20654	2012	" " Spring
20758	5737	Shuttle, $1\frac{1}{8}$ in. diam., Nos. 19131, 20756 and 20757
19406	2012	Shuttle Driver with two 1266C
2049	773	" " Pin
1266C	5806	" " Set Screw
2419	2006	" Race Back
2532	772	" " " Position Pin
2533	767	" " " Spring
907D	782	" " " " Screw
24324	—	" " Body
*24998	—	" " " 24324 with 24009 and two 1053D
24009	2006	Shuttle Race Cap
1053D	2006	" " " Screw
24325	2046	Shuttle Race complete, Nos. 907D, 2419, 2533, 24323, 24998 and two each 391D and 2532
145D	782	Shuttle Race Screw
12431	—	" " " Slide
12432	2004	Shuttle Race Slide complete, Nos. 4307, 12431 and two 725E
4307	772	Shuttle Race Slide Spring
725E	1318	" " " " " Screw
20060	5736	Slack Thread Regulator
225F	5736	" " " " " Adjusting Screw
2102	5806	Tension Disc

NO.	PLATE	NAME
1560c	783	Tension Regulating Thumb Nut.....
32572	5806	" Releasing Disc.....
43944	5806	" " Lever.....
12398	773	" " " Hinge Pin.....
12329	772	" " " Spring.....
32574	5806	" " " Pin.....
50327c	5806	" Screw Stud.....
44141	—	" " " 50327c with 1560c..
43945	5806	" Spring.....
44118	—	Tension complete, Nos. 7336, 32572, 32574, 43945, 43946, 44141 and two 2102.....
52454	5842	Thread Retainer.....
460c	783	" " Set Screw.....
12404	770	" Take-up Crank.....
3094	773	" " " Wedge.....
690E	782	" " " Screw.....
12408	770	" " Lever.....
775R	782	" " " Cap Screw.....
12166	773	" " " Hinge Pin.....
12409	770	" " " Link.....
11204	770	" " " Hinge Pin.....
435c	5806	" " " " " " Set Screw.....
12410	—	Thread Take-up Lever complete, Nos. 12166, 12408 and 12409.....
43946	5806	Thread Take-up Spring.....
7336	772	" " " Regulator.....
448c	783	" " " Set Screw.....
12438	776	Throat Plate, large oblong needle hole, for 12436 and 20323.....
NOTE: Two No. 12438 are sent with this machine unless other Throat Plates are specified on order.		
20192	—	Throat Plate, small oblong needle hole, for 12436 and 20323.....
12452	776	Throat Plate, small oblong needle hole, for 12436 and 20323, raised at needle hole for top stitching.....
20012	1265	Throat Plate, large oblong needle hole, for 20011.....
20293	—	Throat Plate, small oblong needle hole, for 20011.....
691F	782	Throat Plate Screw.....
44212	5844	Drip Pan with four 1 in. wire nails, for power table.....

## LIST OF PARTS COMPLETE FOR MACHINE No. 31-23

**DROP FEED, LONG BEAK C. B. SHUTTLE, CAM THREAD TAKE-  
UP, FOR BOOTS, SHOES AND GENERAL WORK IN LIGHT  
AND MEDIUM WEIGHT LEATHER. OBSOLETE.**

NO.	PLATE	NAME
*20209	—	Arm with 2653, 11104 and 20324.....
8582	773	" Dowel Pin.....
12453	773	" Oil Tube for intermediate bearing...
24131	2014	" " " with 29599, for oiling 12197
29599	2014	" " " Packing (felt).....
748E	782	" Screw (back).....
854E	783	" " (front).....
20210	2000	" Shaft.....
*11104	—	" " Bushing (front).....
12357	767	" " Flanged Bushing (back).....
448c	783	" " " " " " Set Screw.....
144D	782	Arm Shaft Screw.....
12193	2004	" Side Cover.....
286D	783	" " " Thumb Screw.....
12403	772	" Spool Pin and Thread Eyelet.....
11241	2003	" " " Washer (cloth).....
12358	2000	Balance Wheel (power) light rim, 2 $\frac{1}{8}$ in. pulley, with two 448c.....
4370	2000	Balance Wheel (stand) heavy rim, 2 $\frac{1}{4}$ in. pulley, with two 448c.....
2135	2000	Balance Wheel (stand) heavy rim, 2 $\frac{1}{4}$ in. pulley, for 3022.....
2862	—	Balance Wheel (stand) heavy rim, 2 $\frac{1}{8}$ in. pulley, for 3022.....
448c	783	Balance Wheel Set Screw.....
*20211	—	Bed.....
256D	2003	Clamp Stop Motion Clamp Screw.....
248F	2011	" " " " Stop Screw.....
2020	2003	" " " " Washer.....
*3023	—	" " " Flanged Bushing.....
4933	2003	" " " " 3023 with two 462c.....
2022	773	Clamp Stop Motion Flanged Bushing Pin

NO.	PLATE	NAME
462c	773	Clamp Stop Motion Flanged Bushing Set Screw.....
3022b	—	Clamp Stop Motion complete, Nos. 248f, 256b, 2020 and 4933.....
20197	2001	Crank Connecting Rod with 20198 and 896e.....
*20198	—	Crank Connecting Rod Cap.....
896e	773	" " " " Screw.....
908c	773	" " " " Hinge Screw.....
1619e	773	" " " " " Nut.....
20212	2000	Face Plate.....
20213	—	Face Plate complete, Nos. 233b, 443c, 460c, 2923, 20061 to 20063, 20212, 20214, 20228, 20231, 44157, 52379 and two 2102.....
195d	2010	Face Plate Screw.....
20214	2010	" " Thread Guard.....
233b	782	" " " " Screw.....
20215	2001	Feed Bar.....
313c	783	" " Screw Centre.....
56813	—	" " " " 313c with 1519j.....
1519j	783	" " " " Nut.....
12197	2001	" Cam and Feed Lifting Eccentric with 446c.....
446c	783	Feed Cam and Feed Lifting Eccentric Set Screw.....
3033	770	Feed Connecting Link.....
375c	782	" " " Hinge Screw.....
1518e	783	" " " " Nut.....
12436	776	" Dog, 11 teeth (18 teeth to the inch)
NOTE: No. 12436 is sent with this machine unless another Feed Dog is specified on order.		
20323	776	Feed Dog, 8 teeth (12 teeth to the inch)...
20011	1265	" " 11 teeth (18 teeth to the inch)...
208e	782	" " Screw.....
12123	2002	" Forked Connection.....
375c	782	" " " Hinge Screw.....
1518e	783	" " " " Nut.....
12374	766	" Lifting Rock Shaft.....
20001	—	Feed Lifting Rock Shaft complete, Nos. 12374, 12376 and 16556.....
16556	2009	Feed Lifting Rock Shaft Crank (back) with 462c.....
2049	773	Feed Lifting Rock Shaft Crank (back) Pin
462c	773	" " " " " Set Screw.....

NO.	PLATE	NAME
12376	770	Feed Lifting Rock Shaft Crank (front) with 157j and 1813.....
157j	782	Feed Lifting Rock Shaft Crank (front) Clamping Screw.....
1813	783	Feed Lifting Rock Shaft Crank (front) Roller and Stud.....
43976	5821	Feed Lifting Rock Shaft Crank Connecting Rod with 43977 and two 966e.....
*43977	—	Feed Lifting Rock Shaft Crank Connecting Rod Cap.....
966e	5806	Feed Lifting Rock Shaft Crank Connecting Rod Cap Screw.....
375c	782	Feed Lifting Rock Shaft Crank Connecting Rod Hinge Screw.....
1518e	783	Feed Lifting Rock Shaft Crank Connecting Rod Hinge Screw Nut.....
307c	783	Feed Lifting Rock Shaft Screw Centre...
56814	—	" " " " " " " 307c with 1513j.....
1513j	783	Feed Lifting Rock Shaft Screw Centre Nut
3039	768	" Regulator.....
1128e	2009	" " Hinge Screw.....
818d	783	" " Thumb Screw.....
12379	766	" Rock Shaft.....
20333	—	Feed Rock Shaft complete, Nos. 12379 and 29633.....
29633	5736	Feed Rock Shaft Crank with 157j.....
157j	782	" " " Clamping Screw..
307c	783	" " " Screw Centre.....
56814	—	" " " " " 307c with 1513j.....
1513j	783	Feed Rock Shaft Screw Centre Nut.....
12448	767	Needle Bar (hollow).....
20216	2010	" " Connecting Link with 794e..
794e	782	" " " " Adjusting Screw.....
1090c	2010	Needle Bar Connecting Link Hinge Screw
*12383	—	" " " Stud.....
12384	770	Needle Bar Connecting Stud complete, Nos. 453c, 1904 and 12383.....
1904	770	Needle Bar Connecting Stud Roller (roller only).....
453c	783	Needle Bar Connecting Stud Set Screw..
936e	773	" " Screw Bushing.....
2166	772	" " Thread Guard.....
233b	782	" " " " Screw.....
2167	772	" Clamp with 196f.....



NO.	PLATE	NAME
196F	772	Needle Clamp Screw.....
24020	2009	Oil Cup.....
24021	2009	" " Extension.....
12486	—	" " Packing (felt).....
20261	2009	Oil Cup complete, Nos. 12486, 24020 and 24021.....
213F	2009	Oil Cup Screw.....
24104	2001	Oscillating Rock Shaft.....
24105	—	Oscillating Rock Shaft complete, Nos. 4784, 12388 and 24104.....
12388	767	Oscillating Rock Shaft Hinge Pin.....
878J	783	" " " " Oil Hole Stop Screw.....
12459	773	Oscillating Rock Shaft Hinge Pin Oil Hole Stop Screw Washer (leather).....
448c	783	Oscillating Rock Shaft Hinge Pin Set Screw.....
4784	1353	Oscillating Rock Shaft Oil Pad.....
20257	2000	" Shaft.....
19496	—	" " Crank for 19447.....
44134	—	" " " " 44135.....
19447	2011	Oscillating Shaft Crank complete, Nos. 457c, 1518e, 19449 and 19496.....
44135	5806	Oscillating Shaft Crank complete, Nos. 1518e, 19449, 44134 and two 453c.....
2049	773	Oscillating Shaft Crank Pin.....
457c	5806	" " " Set Screw for 19447.....
453c	783	" " " " " 44135.....
19448	2011	" " " Slide Block.....
229D	782	" " " " " Cap Screw.....
12424	773	Oscillating Shaft Crank Slide Block Cap Screw Washer.....
988c	2011	Oscillating Shaft Crank Slide Block Screw Stud.....
1518E	783	Oscillating Shaft Crank Slide Block Screw Stud Nut.....
19449	2011	Oscillating Shaft Crank Slide Block complete, Nos. 229D, 988c, 12424 and 19448.....
19441	2004	Presser Bar (hollow).....
19464	—	Presser Bar complete, Nos. 190D, 19441 to 19443 and 24445.....
20217	2010	Presser Bar Guide Bracket with 453c.....
453c	783	" " " " Set Screw.....
2062	771	" " Lifter.....
689c	782	" " " Screw.....
1520E	783	" " " " Nut.....

NO.	PLATE	NAME
20218	2010	Presser Bar Lifting Bracket.....
11167	767	" " Spring (light) .051 wire.....
NOTE: No. 11167 is sent with this machine unless another Spring is specified on order.		
12139	2004	Presser Bar Spring (medium) .055 wire....
20023	2004	" " " (heavy) .063 wire....
11170	771	" " " Washer.....
19165	1310	" Foot.....
NOTE: No. 19165 is sent with this machine unless another Presser Foot is specified on order.		
20114	1310	Presser Foot.....
20271	1310	" " for beading or top stitching.....
20272	1310	" " " shoe tips and gores.....
20273	1310	" " " inside stays, for $\frac{3}{8}$ in. to $\frac{1}{4}$ in. gauge.....
NOTE: When ordering No. 20273 state gauge required.		
20274	1310	Presser Foot, for outside stays.....
NOTE: When ordering No. 20274 send sample of material for which it is to be used.		
190D	782	Presser Foot Screw.....
688J	783	Pressure Regulating Thumb Screw.....
51801	5842	Roller, $\frac{3}{16}$ in. diam., coarse, with 388D and 1550H.....
51802	—	Roller, $\frac{3}{16}$ in. diam., fine, with 388D and 1550H.....
1868	5842	Roller, $\frac{1}{8}$ in. diam., coarse, with 652D and 1528D.....
1841	5823	Roller, $\frac{1}{8}$ in. diam., fine, with 652D and 1528D.....
1911	2015	Roller, $1\frac{1}{4}$ in. diam., coarse, with 386D and 1528D.....
1912	—	Roller, $1\frac{1}{4}$ in. diam., fine, with 386D and 1528D.....
24903	5842	Roller Arm for 24904 and 24905.....
16572	2015	" " " 16579 and 16580.....
16573	2015	" " " 16581 and 16582.....
19442	1310	" " Bracket.....
19443	1310	" " " Position Collar with 456c.....
456c	1310	Roller Arm Bracket Position Collar Set Screw.....
987E	1310	Roller Arm Bracket Screw Stud.....
19444	1310	" " " Spring.....





NO.	PLATE	NAME
8068	2010	Thread Take-up Spring Regulator Adjusting Screw Washer
12438	776	Throat Plate, large oblong needle hole, for 12436 and 20323
NOTE: Two No. 12438 are sent with this machine unless other Throat Plates are specified on order		
20192	—	Throat Plate, small oblong needle hole, for 12436 and 20323
12452	776	Throat Plate, small oblong needle hole, for 12436 and 20323, raised at needle hole, for top stitching
20012	1265	Throat Plate, large oblong needle hole, for 20011
20293	—	Throat Plate, small oblong needle hole, for 20011
691r	782	Throat Plate Screw
44212	5844	Drip Pan with four 1 in. wire nails, for power table

## LIST OF PARTS COMPLETE FOR MACHINE No. 31-25

**DROP FEED, LONG BEAK C. B. SHUTTLE, CAM THREAD  
TAKE-UP AND HORIZONTAL TRIMMING ATTACHMENT FOR  
LEATHER. OBSOLETE.**

NO.	PLATE	NAME
*20209	—	Arm with 2653, 11104 and 20324
8582	773	" Dowel Pin
12453	773	" Oil Tube for intermediate bearing
24131	2014	" " " with 29599, for oiling 12197
29599	2014	" " " Packing (felt)
748e	782	" Screw (back)
854e	783	" " (front)
20210	2000	" Shaft
*11104	—	" " Bushing (front)
12357	767	" " Flanged Bushing (back)
448c	783	" " " " " " Set Screw
144d	782	Arm Shaft Screw
12193	2004	" Side Cover
286d	783	" " " Thumb Screw
12403	772	" Spool Pin and Thread Eyelet
11241	2003	" " " Washer (cloth)
12358	2000	Balance Wheel (power) light rim, 2 $\frac{1}{8}$ in. pulley, with two 448c
4370	2000	Balance Wheel (stand) heavy rim, 2 $\frac{1}{4}$ in. pulley, with two 448c
2135	2000	Balance Wheel (stand) heavy rim, 2 $\frac{1}{4}$ in. pulley, for 3022
2862	—	Balance Wheel (stand) heavy rim, 2 $\frac{1}{4}$ in. pulley, for 3022
448c	783	Balance Wheel Set Screw
*20211	—	Bed
256d	2003	Clamp Stop Motion Clamp Screw
248r	2011	" " " " Stop Screw
2020	2003	" " " " Washer
*3023	—	" " " " Flanged Bushing
4933	2003	" " " " " " 3023 with two 462c
2022	773	Clamp Stop Motion Flanged Bushing Pin
462c	773	" " " " " " Set Screw

NO.	PLATE	NAME
3022D	—	Clamp Stop Motion complete, Nos. 248F, 256D, 2020 and 4933
20197	2001	Crank Connecting Rod with 20198 and two 896E
*20198	—	Crank Connecting Rod Cap
896E	773	" " " " Screw
908C	773	" " " " Hinge Screw
1619E	773	" " " " " Nut
20212	2000	Face Plate
20213	—	Face Plate complete, Nos. 233D, 448C, 460C, 2923, 20061 to 20063, 20212, 20214, 20228, 20231, 44157, 52379 and two 2102
195D	2010	Face Plate Screw
20214	2010	" " Thread Guard
233D	782	" " " " Screw
20215	2001	Feed Bar
313C	783	" " Screw Centre
56813	—	" " " " 313C with 1519J
1519J	783	" " " " Nut
12197	2001	" Cam and Feed Lifting Eccentric with 446C
446C	783	Feed Cam and Feed Lifting Eccentric Set Screw
3033	770	Feed Connecting Link
375C	782	" " " Hinge Screw
1518E	783	" " " " Nut
24162	2016	" Dog, 10 teeth (16 teeth to the inch)
NOTE: No. 24162 is sent with this machine unless another Feed Dog is specified on order.		
24430	2016	Feed Dog, 8 teeth (12 teeth to the inch)
208E	782	" " Screw
12123	2002	" Forked Connection
375C	782	" " " Hinge Screw
1518E	783	" " " " " Nut
12374	766	" Lifting Rock Shaft
20001	—	Feed Lifting Rock Shaft complete, Nos. 12374, 12376 and 16556
16556	2009	Feed Lifting Rock Shaft Crank (back) with 462C
2049	773	Feed Lifting Rock Shaft Crank (back) Pin
462C	773	" " " " " " Set Screw
12376	770	Feed Lifting Rock Shaft Crank (front) with 157J and 1813
157J	782	Feed Lifting Rock Shaft Crank (front) Clamping Screw

NO.	PLATE	NAME
1813	783	Feed Lifting Rock Shaft Crank (front) Roller and Stud
43976	5821	Feed Lifting Rock Shaft Crank Connecting Rod with 43977 and two 966E
*43977	—	Feed Lifting Rock Shaft Crank Connecting Rod Cap
966E	5806	Feed Lifting Rock Shaft Crank Connecting Rod Cap Screw
375C	782	Feed Lifting Rock Shaft Crank Connecting Rod Hinge Screw
1518E	783	Feed Lifting Rock Shaft Crank Connecting Rod Hinge Screw Nut
307C	783	Feed Lifting Rock Shaft Screw Centre
56814	—	" " " " " " 307C with 1513J
1513J	783	Feed Lifting Rock Shaft Screw Centre Nut
3039	768	" Regulator
1128E	2009	" " Hinge Screw
818D	783	" " Thumb Screw
12379	766	" Rock Shaft
20333	—	Feed Rock Shaft complete, Nos. 12379 and 29633
29633	5736	Feed Rock Shaft Crank with 157J
157J	782	" " " " Clamping Screw
307C	783	" " " " Screw Centre
56814	—	" " " " " " 307C with 1513J
1513J	783	Feed Rock Shaft Screw Centre Nut
24164	2018	Knife with Guide (corner bent up) for under trimming
24165	—	Knife with Guide (corner bent up) and Holder (sectional) complete, for under trimming, Nos. 24164, 24174 and two 1096F
24586	2018	Knife without Guide (corner bent up) for under trimming
24587	—	Knife without Guide (corner bent up) and Holder (sectional) complete, for under trimming, Nos. 24174, 24586 and two 1096F
24605	2018	Knife with Guide (corner flush with top) for under trimming
24606	—	Knife with Guide (corner flush with top) and Holder (sectional) complete, for under trimming, Nos. 24174, 24605 and two 1096F

NO.	PLATE	NAME
24607	2018	Knife without Guide (corner flush with top) for under trimming.
24608	—	Knife without Guide (corner flush with top) and Holder (sectional) complete, for under trimming, Nos. 24174, 24607 and two 1096F.
24166	2018	Knife, for edge trimming.
24167	—	Knife and Holder (sectional) complete, for edge trimming, Nos. 24166, 24174 and two 1096F.
24168	2017	Knife Driving Lever with 24177.
24169	—	Knife Driving Lever complete, Nos. 104d, 24168, 24172 and 24173.
24170	2017	Knife Driving Lever Centre Plate.
24171	2017	" " " " " Cap
934j	2017	" " " " " "
		Screw.
756j	2017	Knife Driving Lever Centre Plate Screw
24172	2017	" " " Fork.
24173	2017	" " " Swivel.
104d	2017	" " " " Screw.
24334	2018	" " " Shield.
242j	2018	" " " " Screw.
24174	2018	" Holder.
1098c	2017	" " Adjusting Screw.
886c	2017	" " " Binding Screw.
24175	2017	Knife Holder Bushing.
24176	2017	" " Position Spring.
24177	2017	" " Stud.
24188	—	" " Regulator, Nos. 886c and 1098c.
1095k	2017	Knife Holder Screw.
1097k	2017	" " Stop Screw.
1096F	2018	" Screw.
12448	767	Needle Bar (hollow).
20216	2010	" " Connecting Link with 794E.
794E	782	" " " Adjusting Screw.
1090c	2010	Needle Bar Connecting Link Hinge Screw
*12383	—	" " " Stud.
12384	770	Needle Bar Connecting Stud complete, Nos. 453c, 1904 and 12383.
1904	770	Needle Bar Connecting Stud Roller (roller only).
453c	783	Needle Bar Connecting Stud Set Screw.
936E	773	" " Screw Bushing.

NO.	PLATE	NAME
2166	772	Needle Bar Thread Guard.
233d	782	" " " " Screw.
2167	772	" Clamp with 196F.
196F	772	" " Screw.
24020	2009	Oil Cup.
24021	2009	" " Extension.
12436	—	" " Packing (felt).
20261	2009	Oil Cup complete, Nos. 12486, 24020 and 24021.
213F	2009	Oil Cup Screw.
24104	2001	Oscillating Rock Shaft.
24105	—	Oscillating Rock Shaft complete, Nos. 4784, 12388 and 24104.
12388	767	Oscillating Rock Shaft Hinge Pin.
878j	783	" " " " Oil Hole Stop Screw.
12459	773	Oscillating Rock Shaft Hinge Pin Oil Hole Stop Screw Washer (leather).
448c	783	Oscillating Rock Shaft Hinge Pin Set Screw
4784	1353	" " " Oil Pad.
20257	2000	" Shaft.
19496	—	" " Crank for 19447.
44134	—	" " " 44135.
19447	2011	Oscillating Shaft Crank complete, Nos. 457c, 1518E, 19449 and 19496.
44135	5806	Oscillating Shaft Crank complete, Nos. 1518E, 19449, 44134 and two 453c.
2049	773	Oscillating Shaft Crank Pin.
457c	5806	" " " Set Screw for 19447
453c	783	" " " " 44135
19448	2011	" " " Slide Block.
229d	782	" " " " Cap Screw.
12424	773	Oscillating Shaft Crank Slide Block Cap Screw Washer.
988c	2011	Oscillating Shaft Crank Slide Block Screw Stud.
1518E	783	Oscillating Shaft Crank Slide Block Screw Stud Nut.
19449	2011	Oscillating Shaft Crank Slide Block complete, Nos. 229d, 988c, 12424 and 19448
19441	2004	Presser Bar (hollow).
19464	—	Presser Bar complete, Nos. 190d, 19441 to 19443 and 24445.
20217	2010	Presser Bar Guide Bracket with 453c.
453c	783	" " " " Set Screw.
2062	771	" " Lifter.

NO.	PLATE	NAME
689c	782	Presser Bar Lifter Screw.....
1520E	783	" " " " Nut.....
20218	2010	" " Lifting Bracket.....
11167	767	" " Spring (light) .051 wire.....

NOTE: No. 11167 is sent with this machine unless another Spring is specified on order.

12139	2004	Presser Bar Spring (medium) .055 wire...
20023	2004	" " " (heavy) .063 wire.....
11170	771	" " " Washer.....
688J	783	Pressure Regulating Thumb Screw.....
51801	5842	Roller, $\frac{3}{8}$ in. diam., coarse, with 388D and 1550H.....
51802	—	Roller, $\frac{3}{8}$ in. diam., fine, with 388D and 1550H.....
1868	5842	Roller, $\frac{3}{8}$ in. diam., coarse, with 652D and 1528D.....
1841	5823	Roller, $\frac{3}{8}$ in. diam., fine, with 652D and 1528D.....
1911	2015	Roller, $1\frac{1}{4}$ in. diam., coarse, with 386D and 1528D.....
1912	—	Roller, $1\frac{1}{4}$ in. diam., fine, with 386D and 1528D.....
24903	5842	Roller Arm for 24904 and 24905.....
16572	2015	" " " 16579 and 16580.....
16573	2015	" " " 16581 and 16582.....
19442	1310	" " Bracket.....
19443	1310	" " " Position Collar with 456c.....
456c	1310	Roller Arm Bracket Position Collar Set Screw.....
987E	1310	Roller Arm Bracket Screw Stud.....
19444	1310	" " " Spring.....
19445	1310	" " " Pin.....
19446	1310	" " " Stud.....
24445	—	Roller Arm Bracket Spring Stud complete, Nos. 987E and 19444 to 19446.....
24904	—	Roller Presser complete, $\frac{1}{8}$ in. coarse roller, Nos. 24903 and 51801.....
24905	—	Roller Presser complete, $\frac{1}{8}$ in. fine roller, Nos. 24903 and 51802.....
16579	—	Roller Presser complete, $\frac{3}{8}$ in. coarse roller, Nos. 1868 and 16572.....
16580	—	Roller Presser complete, $\frac{3}{8}$ in. fine roller, Nos. 1841 and 16572.....
16581	—	Roller Presser complete, $1\frac{1}{4}$ in. coarse roller, Nos. 1911 and 16573.....

NO.	PLATE	NAME
16582	—	Roller Presser complete, $1\frac{1}{4}$ in. fine roller, Nos. 1912 and 16573.....

NOTE: No. 16582 is sent with this machine unless another Roller Presser is specified on order.

190D	782	Roller Presser Screw.....
388D	2015	" Screw for 51801 and 51802.....
652D	5823	" " " 1841 and 1868.....
386D	5823	" " " 1911 and 1912.....
1550H	783	" " Nut for 388.....
1528D	5823	" " " " 386 and 652.....
24051	2013	Shuttle Bobbin.....
15140	2013	" " Case Latch.....
2973	771	" " " " Lever.....
2974	771	" " " " " Fulcrum Pin.....
2975	771	Shuttle Bobbin Case Latch Spring.....
592E	782	" " " " Stop Screw.....
15141	—	Shuttle Bobbin Case Hinge, Nos. 2973, 2974 and 15140.....
20219	2013	Shuttle Bobbin Case Position Finger.....
2523	771	" " " " Rivet.....
20226	2007	" " " " Plate.....
391D	2007	" " " " Screw.....
20220	2013	Shuttle Bobbin Case complete, Nos. 591E, 592E, 2523, 2975, 15141, 20219 and 24058.....
20221	2013	Shuttle Body.....
591E	782	" Tension Regulating Screw.....
24058	2013	" " Spring.....
20222	2013	Shuttle complete, Nos. 20220, 20221 and 24051.....
20223	2013	Shuttle Driver.....
2049	773	" " Pin.....
20224	2007	" Race Back.....
190c	782	" " " Screw.....
20225	—	" " Body.....
20227	2007	Shuttle Race complete, Nos. 20224 to 20226 and two each 190c and 391D.....
158D	1206	Shuttle Race Screw.....
12431	—	" " Slide.....
12432	2004	Shuttle Race Slide complete, Nos. 4307, 12431 and two 725E.....
4307	772	Shuttle Race Slide Spring.....
725E	1318	" " " " Screw.....
2102	5806	Tension Disc.....
1560c	783	" Regulating Thumb Nut.....



**LIST OF PARTS COMPLETE  
FOR  
MACHINE No. 31-26**

DIFFERS FROM NO. 31-23 ONLY IN HAVING WHEEL  
FEED. OBSOLETE

NO.	PLATE	NAME
*20209	—	Arm with 2653, 11104 and 20324.....
8582	773	" Dowel Pin.....
12453	773	" Oil Tube for intermediate bearing ..
24131	2014	" " " with 29599, for oiling 5570
29599	2014	" " " Packing (felt).....
748E	782	" Screw (back).....
854E	783	" " (front).....
20210	2000	" Shaft.....
*11104	—	" " Bushing (front).....
12357	767	" " Flanged Bushing (back).....
448c	783	" " " " " Set Screw.....
144D	782	Arm Shaft Screw.....
12193	2004	" Side Cover.....
286D	783	" " " Thumb Screw.....
12403	772	" Spool Pin and Thread Eyelet.....
11241	2003	" " " Washer (cloth).....
12358	2000	Balance Wheel (power) light rim, 2 $\frac{1}{8}$ in. pulley, with two 448c.....
4370	2000	Balance Wheel (stand) heavy rim, 2 $\frac{1}{8}$ in. pulley, with two 448c.....
2135	2000	Balance Wheel (stand) heavy rim, 2 $\frac{1}{4}$ in. pulley, for 3022.....
2862	—	Balance Wheel (stand) heavy rim, 2 $\frac{1}{4}$ in. pulley, for 3022.....
448c	783	Balance Wheel Set Screw.....
*20211	—	Bed.....
256D	2003	Clamp Stop Motion Clamp Screw.....
248E	2011	" " " " Stop Screw...
2020	2003	" " " " Washer.....
*3023	—	" " " Flanged Bushing.....
4933	2003	" " " " " 3023 with two 462c.....
2022	773	Clamp Stop Motion Flanged Bushing Pin
462c	773	" " " " " Set Screw.....

NO.	PLATE	NAME
3022D	—	Clamp Stop Motion complete, Nos. 248E, 256D, 2020 and 4933.....
20197	2001	Crank Connecting Rod with 20198 and two 896E.....
*20198	—	Crank Connecting Rod Cap.....
896E	773	" " " " Screw.....
908c	773	" " " " Hinge Screw.....
1619E	773	" " " " " Nut..
20212	2000	Face Plate.....
20213	—	Face Plate complete, Nos. 233D, 448c, 460c, 2923, 20061 to 20063, 20212, 20214, 2022S, 20231, 44157, 52379 and two 2102
195D	2010	Face Plate Screw.....
20214	2010	" " " Thread Guard.....
233D	782	" " " " " Screw.....
3033	770	Feed Connecting Link.....
375c	782	" " " " " Hinge Screw.....
1518E	783	" " " " " " Nut..
5570	2002	" Eccentric with 446c.....
446c	783	" " Set Screw.....
12429	2002	" Forked Connection.....
375c	782	" " " " " Hinge Screw....
1518E	783	" " " " " " Nut
3039	768	" Regulator.....
1128E	2009	" " " Hinge Screw.....
818D	783	" " " Thumb Screw.....
12379	766	" Rock Shaft.....
20333	—	Feed Rock Shaft complete, Nos. 12379 and 29633.....
29633	5736	Feed Rock Shaft Crank with 157J.....
157J	782	" " " " " Clamping Screw.
307c	783	" " " " " Screw Centre.....
56814	—	" " " " " " 307c with 1513J.....
1513J	783	Feed Rock Shaft Screw Centre Nut.....
2258	2003	Feed Wheel.....
NOTE: No. 2258 is sent with this machine unless another Feed Wheel is specified on order.		
15022	2003	Feed Wheel 2258, coarse teeth.....
2263	2002	" " " Driver with 2266.....
19266	2002	" " " Link.....
324D	2006	" " " " " Screw.....
313c	783	" " " " " " Centre..
56813	—	" " " " " " " 313c with 1519J.....
1519J	783	Feed Wheel Driver Link Screw Centre Nut



NO.	PLATE	NAME
2265	2008	Feed Wheel Driver Spring.....
2266	2008	" " " " Hook.....
19267	2000	" " Frame with 453c.....
19302	—	Feed Wheel Frame complete, Nos. 119c, 151c, 183c, 183f, 240b, 1528b, 2252, 2254 to 2256, 2258, 3114 and 19267....
119c	2008	Feed Wheel Frame Adjusting Screw.....
1528b	2008	" " " " " Nut.....
453c	783	" " " " Set Screw.....
20006	2000	" " " " Shaft.....
307c	783	" " " " Screw Centre.....
56814	—	" " " " " " 307c with 1513j.....
1513j	783	Feed Wheel Frame Shaft Screw Centre Nut.....
2270	2008	Feed Wheel Frame Steady Spring.....
3114	2008	" " Friction Plate (back).....
151c	2008	" " " " " Screw.....
2252	2008	" " " " (front).....
183c	2008	" " " " " Screw.....
2254	2008	" " Retaining Clutch.....
2255	2008	" " " " Cap.....
183f	2008	" " " " " Screw.....
2256	2008	" " " " Spring.....
240b	782	" " " " " Screw.....
12448	767	Needle Bar (hollow).....
20216	2010	" " Connecting Link with 794E.....
794E	782	" " " " Adjusting Screw.....
1090c	2010	Needle Bar Connecting Link Hinge Screw.....
*12383	—	" " " " Stud.....
12384	770	Needle Bar Connecting Stud complete, Nos. 453c, 1904 and 12383.....
1904	770	Needle Bar Connecting Stud Roller (roller only).....
453c	783	Needle Bar Connecting Stud Set Screw.....
936E	773	" " Screw Bushing.....
2166	772	" " Thread Guard.....
233d	782	" " " " Screw.....
2167	772	" Clamp with 196f.....
196f	772	" " Screw.....
24020	2009	Oil Cup.....
24021	2009	" " Extension.....
12486	—	" " Packing (felt).....
20261	2009	Oil Cup complete, Nos. 12486, 24020 and 24021.....
213f	2009	Oil Cup Screw.....

NO.	PLATE	NAME
24104	2001	Oscillating Rock Shaft.....
24105	—	Oscillating Rock Shaft complete, Nos. 4784, 12388 and 24104.....
12388	767	Oscillating Rock Shaft Hinge Pin.....
878j	783	" " " " " Oil Hole Stop Screw.....
12459	773	Oscillating Rock Shaft Hinge Pin Oil Hole Stop Screw Washer (leather).....
448c	783	Oscillating Rock Shaft Hinge Pin Set Screw.....
4784	1353	Oscillating Rock Shaft Oil Pad.....
20257	2000	" Shaft.....
19496	—	" " Crank for 19447.....
44134	—	" " " " 44135.....
19447	2011	Oscillating Shaft Crank complete, Nos. 457c, 1518e, 19449 and 19496.....
44135	5806	Oscillating Shaft Crank complete, Nos. 1518e, 19449, 44134 and two 453c.....
2049	773	Oscillating Shaft Crank Pin.....
457c	5806	" " " Set Screw for 19447.....
453c	783	" " " " 44135.....
19448	2011	" " " Slide Block.....
229b	782	" " " " Cap Screw.....
12424	773	Oscillating Shaft Crank Slide Block Cap Screw Washer.....
988c	2011	Oscillating Shaft Crank Slide Block Screw Stud.....
1518E	783	Oscillating Shaft Crank Slide Block Screw Stud Nut.....
19449	2011	Oscillating Shaft Crank Slide Block com- plete, Nos. 229b, 988c, 12424 and 19448.....
19441	2004	Presser Bar (hollow).....
19464	—	Presser Bar complete, Nos. 190b, 19441 to 19443 and 24445.....
20217	2010	Presser Bar Guide Bracket with 453c.....
453c	783	" " " " Set Screw.....
2062	771	" " Lifter.....
689c	782	" " " Screw.....
1520E	783	" " " " Nut.....
20218	2010	" " Lifting Bracket.....
11167	767	" Spring (light) .051 wire.....

NOTE: No. 11167 is sent with this machine unless  
another Spring is specified on order.

12139	2004	Presser Bar Spring (medium) .055 wire...
20023	2004	" " " (heavy) .063 wire...

NO.	PLATE	NAME
11170	771	Presser Bar Spring Washer.....
19165	1310	" Foot.....
NOTE: No. 19165 is sent with this machine unless another Presser Foot is specified on order.		
20114	1310	Presser Foot.....
190D	782	" " Screw.....
688J	783	Pressure Regulating Thumb Screw.....
51801	5842	Roller, $\frac{3}{8}$ in. diam., coarse, with 388D and 1550H.....
51802	---	Roller, $\frac{3}{8}$ in. diam., fine, with 388D and 1550H.....
1868	5842	Roller, $\frac{1}{8}$ in. diam., coarse, with 652D and 1528D.....
1841	5823	Roller, $\frac{1}{8}$ in. diam., fine, with 652D and 1528D.....
1911	2015	Roller, $1\frac{1}{4}$ in. diam., coarse, with 386D and 1528D.....
1912	---	Roller, $1\frac{1}{4}$ in. diam., fine, with 386D and 1528D.....
24903	5842	Roller Arm for 24904 and 24905.....
16572	2015	" " " 16579 and 16580.....
16573	2015	" " " 16581 and 16582.....
19442	1310	" " Bracket.....
19443	1310	" " " Position Collar with 456C.....
456C	1310	Roller Arm Bracket Position Collar Set Screw.....
987E	1310	Roller Arm Bracket Screw Stud.....
19444	1310	" " " Spring.....
19445	1310	" " " Pin.....
19446	1310	" " " Stud.....
24445	---	Roller Arm Bracket Spring Stud complete, Nos. 987E and 19444 to 19446.....
24904	---	Roller Presser complete, $\frac{1}{8}$ in. coarse roller, Nos. 24903 and 51801.....
24905	---	Roller Presser complete, $\frac{1}{8}$ in. fine roller, Nos. 24903 and 51802.....
16579	---	Roller Presser complete, $\frac{1}{8}$ in. coarse roller, Nos. 1868 and 16572.....
16580	---	Roller Presser complete, $\frac{1}{8}$ in. fine roller, Nos. 1841 and 16572.....
NOTE: No. 16580 is sent with this machine unless another Roller Presser is specified on order.		
16581	---	Roller Presser complete, $1\frac{1}{4}$ in. coarse roller, Nos. 1911 and 16573.....


NO.	PLATE	NAME
16582	---	Roller Presser complete, $1\frac{1}{4}$ in. fine roller, Nos. 1912 and 16573.....
190D	782	Roller Presser Screw.....
388D	2015	" Screw for 51801 and 51802.....
652D	5823	" " " 1841 and 1868.....
386D	5823	" " " 1911 and 1912.....
1550H	783	" " Nut for 388.....
1528D	5823	" " " 386 and 652.....
24051	2013	Shuttle Bobbin.....
15140	2013	" " Case Latch.....
2973	771	" " " " Lever.....
2974	771	" " " " Fulcrum Pin.....
2975	771	Shuttle Bobbin Case Latch Spring.....
592E	782	" " " " Stop Screw.....
15141	---	Shuttle Bobbin Case Hinge, Nos. 2973, 2974 and 15140.....
20219	2013	Shuttle Bobbin Case Position Finger.....
2523	771	" " " " Rivet.....
20226	2007	" " " " Plate.....
391D	2007	" " " " Screw.....
20220	2013	Shuttle Bobbin Case complete, Nos. 591E, 592E, 2523, 2975, 15141, 20219 and 24058.....
20221	2013	Shuttle Body.....
591F	782	" Tension Regulating Screw.....
24058	2013	" " Spring.....
20222	2013	Shuttle complete, Nos. 20220, 20221 and 24051.....
20223	2013	Shuttle Driver.....
2049	773	" " Pin.....
20224	2007	" Race Back.....
190C	782	" " Screw.....
20225	---	" " Body.....
20227	2007	Shuttle Race complete, Nos. 20224 to 20226 and two each 190C and 391D.....
158D	1206	Shuttle Race Screw.....
12431	---	" " Slide.....
24810	---	Shuttle Race Slide complete, Nos. 4307, 12431 and two 1208J.....
4307	772	Shuttle Race Slide Spring.....
1208J	5822	" " " " Screw.....
2102	5806	Tension Disc.....
1560C	783	" Regulating Thumb Nut.....
20228	2010	" Releaser.....
1018C	2010	" Screw Stud.....
44157	---	" " " 1018C with 1560C.....



NO.	PLATE	NAME
20061	2010	Tension Screw Stud Bushing.....
448c	783	" " " " Set Screw....
20062	2010	" " " Flange.....
20063	2010	" " " Collar.....
2923	771	" Spring.....
210958	5806	Thread Retaining Collar.....
210093	5806	" " Sleeve.....
52398	5806	" " Spring.....
52378	5806	" " Stud.....
460c	783	" " Screw.....
52379	—	Thread Retainer complete, Nos. 52378, 52398, 210958 and 210993.....
20229	2001	Thread Take-up Cam with 858c and 1065c
1065c	2011	" " " Position Screw.....
858c	783	" " " Set Screw.....
20230	2001	" " Lever with 1547n and 1915
1091c	2010	" " " Hinge Screw.....
20324	5826	" " " " Bush- ing.....
2653	1321	Thread Take-up Lever Hinge Screw Bush- ing Pin.....
1520E	783	Thread Take-up Lever Hinge Screw Nut.
1915	2010	" " " Roller and Screw Stud.....
1547D	2010	Thread Take-up Lever Roller and Screw Stud Nut.....
20231	2010	Thread Take-up Spring.....
20232	2010	" " " Regulator.....
227D	2010	" " " " Adjust- ing Screw.....
8068	2010	Thread Take-up Spring Regulator Adjust- ing Screw Washer.....
20262	1265	Throat Plate, large oblong needle hole, for 2258 and 15022.....
20263	—	Throat Plate, medium oblong needle hole, for 2258 and 15022.....
20264	—	Throat Plate, small oblong needle hole, for 2258 and 15022.....
NOTE: Nos. 20263 and 20264 are sent with this machine unless other Throat Plates are specified on order.		
20165	1265	Throat Plate, small oblong needle hole, for 2258 and 15022, raised at needle hole for top stitching.....
691F	782	Throat Plate Screw.....

NO.	PLATE	NAME
20007	—	Wheel Feed complete, Nos. 324D, 2263, 2265, 2270, 5570, 19266, 19302, 20006, 20263, 20264 and 24810.....
20291	2049	Drip Pan with four 1 in. wire nails, for power table.....

**LIST OF PARTS COMPLETE  
FOR**



**MACHINE No. 31-28**

FOR BOOTS AND SHOES, ALSO OTHER WORK IN LIGHT AND  
MEDIUM WEIGHT LEATHER. LONG BEAK SHUTTLE,  
CAM TAKE-UP, DROP FEED.

NO.	PLATE	NAME
*20209	—	Arm with 2653, 11104 and 20324.....
8582	773	" Dowel Pin.....
12453	773	" Oil Tube for intermediate bearing...
24131	2014	" " " with 29599, for oiling 12197
29599	2014	" " " Packing (felt).....
748E	782	" Screw (back).....
854E	783	" " (front).....
20210	2000	" Shaft.....
*11104	—	" Bushing (front).....
12357	767	" " Flanged Bushing (back)....
448c	783	" " " " " Set Screw.....
144D	782	Arm Shaft Screw.....
12193	2004	" Side Cover.....

**PARTS FOR MACHINE NO. 31-28**

NO.	PLATE	NAME
286D	783	Arm Side Cover Thumb Screw.....
12403	772	" Spool Pin and Thread Eyelet.....
11241	2003	" " " Washer (cloth).....
12358	2000	Balance Wheel (power) light rim, 2 $\frac{1}{4}$ in. pulley, with two 448c.....
4370	2000	Balance Wheel (stand) heavy rim, 2 $\frac{1}{4}$ in. pulley, with two 448c.....
2135	2000	Balance Wheel (stand) heavy rim, 2 $\frac{1}{4}$ in. pulley, for 3022.....
2862	—	Balance Wheel (stand) heavy rim, 2 $\frac{3}{8}$ in. pulley, for 3022.....
448c	783	Balance Wheel Set Screw.....
*20211	—	Hed.....
256D	2003	Clamp Stop Motion Clamp Screw.....
248F	2011	" " " " Stop Screw...
2020	2003	" " " " Washer.....
*3023	—	" " " " Flanged Bushing....
4933	2003	" " " " " " 3023 with two 462c.....
2022	773	Clamp Stop Motion Flanged Bushing Pin
462c	773	" " " " " " Set Screw.....
3022D	—	Clamp Stop Motion complete, Nos. 248F, 256D, 2020 and 4933.....
20197	2001	Crank Connecting Rod with 20198 and two 896E.....
*20198	—	Crank Connecting Rod Cap.....
896E	773	" " " " Screw.....
908c	773	" " " " Hinge Screw.....
1619E	773	" " " " " Nut..
20212	2000	Face Plate.....
20213	—	Face Plate complete, Nos. 233D, 448c, 460c, 2923, 20061 to 20063, 20212, 20214, 20228, 20231, 44157, 52379 and two 2102.....
195D	2010	Face Plate Screw.....
20214	2010	" " " Thread Guard.....
233D	782	" " " " Screw.....
20215	2001	Feed Bar.....
313c	783	" " " " Screw Centre.....
56813	—	" " " " 313c with 1519E..
1519J	783	" " " " Nut.....
12197	2001	" Cam and Feed Lifting Eccentric with 446c.....
446c	783	Feed Cam and Feed Lifting Eccentric Set Screw.....
3033	770	Feed Connecting Link.....

NO.	PLATE	NAME
375c	782	Feed Connecting Link Hinge Screw.....
1518E	783	" " " " " Nut..
12436	776	" Dog, 11 teeth (18 teeth to the inch)
NOTE: No. 12436 is sent with this machine unless another Feed Dog is specified on order.		
20323	776	Feed Dog, 8 teeth (12 teeth to the inch)..
20011	1265	" " 11 teeth (18 teeth to the inch)..
208E	782	" " Screw.....
12123	2002	" Forked Connection.....
375c	782	" " " Hinge Screw...
1518E	783	" " " " " Nut
12374	766	" Lifting Rock Shaft.....
20001	—	Feed Lifting Rock Shaft complete, Nos. 12374, 12376 and 16556.....
16556	2009	Feed Lifting Rock Shaft Crank (back) with 462c.....
2049	773	Feed Lifting Rock Shaft Crank (back) Pin.....
462c	773	Feed Lifting Rock Shaft Crank (back) Set Screw.....
12376	770	Feed Lifting Rock Shaft Crank (front) with 157J and 1813.....
157J	782	Feed Lifting Rock Shaft Crank (front) Clamping Screw.....
1813	783	Feed Lifting Rock Shaft Crank (front) Roller and Stud.....
43976	5821	Feed Lifting Rock Shaft Crank Connecting Rod with 43977 and two 966E.....
43977	—	Feed Lifting Rock Shaft Crank Connecting Rod Cap.....
966E	5806	Feed Lifting Rock Shaft Crank Connecting Rod Cap Screw.....
375c	782	Feed Lifting Rock Shaft Crank Connecting Rod Hinge Screw.....
1518E	783	Feed Lifting Rock Shaft Crank Connecting Rod Hinge Screw Nut.....
307c	783	Feed Lifting Rock Shaft Screw Centre...
56814	—	" " " " " " 307c with 1513J.....
1513J	783	Feed Lifting Rock Shaft Screw Centre Nut
3039	768	" Regulator.....
1128E	2009	" " Hinge Screw.....
818D	783	" " Thumb Screw.....
12379	766	" Rock Shaft.....
20333	—	Feed Rock Shaft complete, Nos. 12379 and 29633.....

NO.	PLATE	NAME
29633	5736	Feed Rock Shaft Crank with 157J.....
157J	782	" " " " Clamping Screw
307c	783	" " " Screw Centre.....
56814	—	" " " " " 307c with 1513J.....
1513J	783	Feed Rock Shaft Screw Centre Nut.....
12448	767	Needle Bar (hollow).....
20216	2010	" " Connecting Link with 794E..
794E	782	" " " " Adjusting Screw.....
1090c	2010	Needle Bar Connecting Link Hinge Screw
*12383	—	" " " Stud.....
12384	770	Needle Bar Connecting Stud complete, Nos. 453c, 1904 and 12383.....
1904	770	Needle Bar Connecting Stud Roller (roller only).....
453c	783	Needle Bar Connecting Stud Set Screw...
936E	773	" " Screw Bushing.....
2166	772	" " Thread Guard.....
233D	782	" " " Screw.....
2167	772	" Clamp with 196F.....
196F	772	" " Screw.....
24020	2009	Oil Cup.....
24021	2009	" " Extension.....
12486	—	" " Packing (felt).....
20261	2009	Oil Cup complete, Nos. 12486, 24020 and 24021.....
213F	2009	Oil Cup Screw.....
24104	2001	Oscillating Rock Shaft.....
24105	—	Oscillating Rock Shaft complete, Nos. 4784, 12388 and 24104.....
12388	767	Oscillating Rock Shaft Hinge Pin.....
878J	783	" " " " " Oil Hole Stop Screw.....
12459	773	Oscillating Rock Shaft Hinge Pin Oil Hole Stop Screw Washer (leather).....
448c	783	Oscillating Rock Shaft Hinge Pin Set Screw.....
4784	1353	Oscillating Rock Shaft Oil Pad.....
21031	2020	" Shaft.....
20295	—	" " Crank.....
20296	2047	Oscillating Shaft Crank complete, Nos. 457c, 1518E, 19449 and 20295.....
2049	773	Oscillating Shaft Crank Pin.....
457c	783	" " " Set Screw.....
19448	2011	" " " Slide Block.....

NO.	PLATE	NAME
229d	782	Oscillating Shaft Crank Slide Block Cap Screw.....
12424	773	Oscillating Shaft Crank Slide Block Cap Screw Washer.....
988c	2011	Oscillating Shaft Crank Slide Block Screw Stud.....
1518e	783	Oscillating Shaft Crank Slide Block Screw Stud Nut.....
19449	2011	Oscillating Shaft Crank Slide Block complete, Nos. 229d, 988c, 12424 and 19448
19441	2004	Presser Bar (hollow).....
19464	—	Presser Bar complete, Nos. 190d, 19441 to 19443 and 24445.....
20217	2010	Presser Bar Guide Bracket with 453c....
453c	783	" " " " Set Screw....
2062	771	" " " " Lifter.....
689c	782	" " " " Screw.....
1520e	783	" " " " Nut.....
20218	2010	" " " " Lifting Bracket.....
11167	767	" " " " Spring (light) .051 wire.....

NOTE: No. 11167 is sent with this machine unless another Spring is specified on order.

12139	2004	Presser Bar Spring (medium) .055 wire...
20023	2004	" " " (heavy) .063 wire....
11170	771	" " " Washer.....
19165	1310	" " " Foot.....

NOTE: No. 19165 is sent with this machine unless another Presser Foot is specified on order.

20114	1310	Presser Foot.....
20271	1310	" " " for beading or top stitching
20272	1310	" " " shoe tips and gores.....
20273	1310	" " " inside stays, for $\frac{3}{8}$ in. to $\frac{1}{2}$ in. gauge.....

NOTE: When ordering No. 20273 state gauge required.

20274	1310	Presser Foot, for outside stays.....
-------	------	--------------------------------------

NOTE: When ordering No. 20274 send sample of material for which it is to be used.

190d	782	Presser Foot Screw.....
688j	783	Pressure Regulating Thumb Screw.....
51801	5842	Roller, $\frac{1}{8}$ in. diam., coarse, with 388d and 1550a.....
51802	—	Roller, $\frac{1}{8}$ in. diam., fine, with 388d and 1550a.....

NO.	PLATE	NAME
1868	5842	Roller, $\frac{3}{8}$ in. diam., coarse, with 652d and 1523d.....
1841	5823	Roller, $\frac{7}{8}$ in. diam., fine, with 652d and 1523d.....
1911	2015	Roller, $1\frac{1}{4}$ in. diam., coarse, with 386d and 1523d.....
1912	—	Roller, $1\frac{1}{4}$ in. diam., fine, with 386d and 1523d.....
24903	5842	Roller Arm for 24904 and 24905.....
16572	2015	" " " 16579 and 16580.....
16573	2015	" " " 16581 and 16582.....
19442	1310	" " " Bracket.....
19443	1310	" " " " Position Collar with 456c.....
456c	1310	Roller Arm Bracket Position Collar Set Screw.....
987B	1310	Roller Arm Bracket Screw Stud.....
19444	1310	" " " " Spring.....
19445	1310	" " " " " Pin.....
19446	1310	" " " " " Stud.....
24445	—	Roller Arm Bracket Spring Stud complete, Nos. 987B and 19444 to 19446.....
24904	—	Roller Presser complete, $\frac{1}{8}$ in. coarse roller, Nos. 24903 and 51801.....
24905	—	Roller Presser complete, $\frac{1}{8}$ in. fine roller, Nos. 24903 and 51802.....
16579	—	Roller Presser complete, $\frac{7}{8}$ in. coarse roller, Nos. 1868 and 16572.....
16580	—	Roller Presser complete, $\frac{7}{8}$ in. fine roller, Nos. 1841 and 16572.....

NOTE: No. 16580 is sent with this machine unless another Roller Presser is specified on order.

16581	—	Roller Presser complete, $1\frac{1}{4}$ in. coarse roller, Nos. 1911 and 16573.....
16582	—	Roller Presser complete, $1\frac{1}{4}$ in. fine roller, Nos. 1912 and 16573.....
190d	782	Roller Presser Screw.....
388d	2015	" " " " Screw for 51801 and 51802.....
652d	5823	" " " " 1841 and 1868.....
386d	5823	" " " " 1911 and 1912.....
1550H	783	" " " " Nut for 388.....
1528d	5823	" " " " 386 and 652.....
24051	2013	Shuttle Bobbin.....
20499	2047	" " " " Retaining Spring.....
*20297	—	" " " " Body with 1142E, 20499, 20500 and 44213.....



**LIST OF PARTS COMPLETE  
FOR  
MACHINE No. 31-29**

**DIFFERS FROM NO. 31-28 ONLY IN HAVING WHEEL FEED**

NO.	PLATE	NAME
*20209	—	Arm with 2853, 11104 and 20324
8582	773	" Dowel Pin
12453	773	" Oil Tube for intermediate bearing
24131	2014	" " " with 29599, for oiling 5570
29599	2014	" " " Packing (felt)
748F	782	" Screw (back)
854E	783	" " (front)
20210	2000	" Shaft
*11104	—	" " Bushing (front)
12357	787	" " Flanged Bushing (back)
448c	783	" " " " " Set Screw
144D	782	Arm Shaft Screw
12193	2004	" Side Cover
286D	783	" " " Thumb Screw
12403	772	" Spool Pin and Thread Eyelet
11241	2003	" " " Washer (cloth)
12358	2000	Balance Wheel (power) light rim, 2 1/8 in. pulley, with two 448c
4370	2000	Balance Wheel (stand) heavy rim, 2 1/8 in. pulley, with two 448c
2135	2000	Balance Wheel (stand) heavy rim, 2 1/4 in. pulley, for 3022
2862	—	Balance Wheel (stand) heavy rim, 2 1/4 in. pulley, for 3022
448c	783	Balance Wheel Set Screw
*20211	—	Bed
250D	2003	Clamp Stop Motion Clamp Screw
248F	2011	" " " " Stop Screw
2020	2003	" " " " Washer
*3023	—	" " " Flanged Bushing
4983	2003	" " " " " 3023 with two 462c
2022	773	Clamp Stop Motion Flanged Bushing Pin
462c	773	" " " " " Set Screw

NO.	PLATE	NAME
3022D	—	Clamp Stop Motion complete, Nos. 248F, 250D, 2020 and 4933
20197	2001	Crank Connecting Rod with 20198 and two 896Z
*20198	—	Crank Connecting Rod Cap
896E	773	" " " " Screw
908c	773	" " " " Hinge Screw
1019E	773	" " " " " Nut
20212	2000	Face Plate
20213	—	Face Plate complete, Nos. 233D, 448c, 460c, 2923, 20061 to 20063, 20212, 20214, 20228, 20231, 44157, 52379 and two 2102
195D	2010	Face Plate Screw
20214	2010	" " Thread Guard
233D	782	" " " " Screw
3033	770	Feed Connecting Link
375c	782	" " " " Hinge Screw
1518E	783	" " " " " Nut
5570	2002	" Eccentric with 446c
446c	783	" " Set Screw
1242D	2002	" Forked Connection
375c	782	" " " " Hinge Screw
1518E	783	" " " " " Nut
3039	768	" Regulator
1125E	2009	" " Hinge Screw
818D	783	" " Thumb Screw
12370	766	" Rock Shaft
20333	—	Feed Rock Shaft complete, Nos. 12379 and 29633
29633	5736	Feed Rock Shaft Crank with 157J
157J	782	" " " " Clamping Screw
307c	783	" " " " Screw Centre
56814	—	" " " " " 307c with 1513J
1513J	783	Feed Rock Shaft Screw Centre Nut
2258	2003	" Wheel
NOTE: No. 2258 is sent with this machine unless another Feed Wheel is specified on order.		
15022	2003	Feed Wheel 2258, coarse teeth
2263	2002	" " Driver with 2266
19266	2002	" " " Link
324D	2008	" " " " Screw
313c	783	" " " " " Centre
56813	—	" " " " " " 313c with 1519J



NO.	PLATE	NAME
1519j	783	Feed Wheel Driver Link Screw Centre Nut
2265	2008	" " " Spring
2266	2008	" " " " Hook
19267	2000	" " Frame with 453c
19302	—	Feed Wheel Frame complete, Nos. 119c, 151c, 183c, 183F, 240b, 1528c, 2252, 2254 to 2256, 2258, 3114 and 19267
119c	2008	Feed Wheel Frame Adjusting Screw
1528d	2008	" " " " Nut
453c	783	" " " Set Screw
20006	2000	" " " Shaft
307c	783	" " " " Screw Centre
56814	—	" " " " " 307c with 1513j
1513j	783	Feed Wheel Frame Shaft Screw Centre Nut
2270	2008	" " " Steady Spring
3114	2008	" " Friction Plate (back)
151c	2008	" " " " " Screw
2252	2008	" " " " (front)
183c	2008	" " " " " Screw
2254	2008	" " Retaining Clutch
2255	2008	" " " " Cap
183F	2008	" " " " " Screw
2256	2008	" " " " Spring
240b	782	" " " " " Screw
12448	767	Needle Bar (hollow)
20216	2010	" " Connecting Link with 794E
794E	782	" " " " Adjusting Screw
1090c	2010	Needle Bar Connecting Link Hinge Screw
12383	—	" " " Stud
12384	770	Needle Bar Connecting Stud complete, Nos. 453c, 1904 and 12383
1904	770	Needle Bar Connecting Stud Roller (roller only)
453c	783	Needle Bar Connecting Stud Set Screw
936E	773	" " Screw Bushing
2166	772	" " Thread Guard
233D	782	" " " " Screw
2167	772	" " Clamp with 196F
196F	772	" " " Screw
24020	2009	Oil Cup
24021	2009	" " Extension
12486	—	" " Packing (felt)
20261	2009	Oil Cup complete, Nos. 12486, 24020 and 24021
213E	2009	Oil Cup Screw

NO.	PLATE	NAME
24104	2001	Oscillating Rock Shaft
24105	—	Oscillating Rock Shaft complete, Nos. 4784, 12388 and 24104
12388	767	Oscillating Rock Shaft Hinge Pin
878j	783	" " " " Oil Hole Stop Screw
12459	773	Oscillating Rock Shaft Hinge Pin Oil Hole Stop Screw Washer (leather)
448c	783	Oscillating Rock Shaft Hinge Pin Set Screw
4784	1353	Oscillating Rock Shaft Oil Pad
21031	2020	" Shaft
20295	—	" Crank
20296	2047	Oscillating Shaft Crank complete, Nos. 457c, 1518E, 19449 and 20295
2049	773	Oscillating Shaft Crank Pin
457c	783	" " " Set Screw
19448	2011	" " " Slide Block
229D	782	" " " " Cap Screw
12424	773	Oscillating Shaft Crank Slide Block Cap Screw Washer
988c	2011	Oscillating Shaft Crank Slide Block Screw Stud
1518E	783	Oscillating Shaft Crank Side Block Screw Stud Nut
19449	2011	Oscillating Shaft Crank Slide Block complete, Nos. 229D, 988c, 12424 and 19448
19441	2004	Presser Bar (hollow)
19464	—	Presser Bar complete, Nos. 190b, 19441 to 19443 and 24445
20217	2010	Presser Bar Guide Bracket with 453c
453c	783	" " " " Set Screw
2062	771	" " Lifter
689c	782	" " " Screw
1520E	783	" " " Nut
20218	2010	" " Lifting Bracket
11167	767	" " Spring (light) .051 wire

NOTE: No. 11167 is sent with this machine unless another Spring is specified on order.

12139	2004	Presser Bar Spring (medium) .055 wire
20023	2004	" " " (heavy) .063 wire
11170	771	" " " Washer
19165	1310	" Foot

NOTE: No. 19165 is sent with this machine unless another Presser Foot is specified on order.


NO.	PLATE	NAME
20114	1310	Presser Foot.....
190D	782	" " Screw.....
688J	783	Pressure Regulating Thumb Screw.....
51801	5842	Roller, $\frac{1}{4}$ in. diam., coarse, with 388D and 1550H.....
51802	—	Roller, $\frac{1}{8}$ in. diam., fine, with 388D and 1550H.....
1868	5842	Roller, $\frac{1}{8}$ in. diam., coarse, with 652D and 1528D.....
1841	5823	Roller, $\frac{1}{8}$ in. diam., fine, with 652D and 1528D.....
1911	2015	Roller, $1\frac{1}{4}$ in. diam., coarse, with 386D and 1528D.....
1912	—	Roller, $1\frac{1}{4}$ in. diam., fine, with 386D and 1528D.....
24903	5842	Roller Arm for 24904 and 24905.....
16572	2015	" " " 16579 and 16580.....
16373	2015	" " " 16581 and 16582.....
19442	1310	" " Bracket.....
19443	1310	" " " Position Collar with 456C.....
456C	1310	Roller Arm Bracket Position Collar Set Screw.....
987E	1310	Roller Arm Bracket Screw Stud.....
19444	1310	" " " Spring.....
19445	1310	" " " Pin.....
19446	1310	" " " Stud.....
24445	—	Roller Arm Bracket Spring Stud complete, Nos. 987E and 19444 to 19446.....
24904	—	Roller Presser complete, $\frac{1}{8}$ in. coarse roller, Nos. 24903 and 51801.....
24905	—	Roller Presser complete, $\frac{1}{8}$ in. fine roller, Nos. 24903 and 51802.....
16579	—	Roller Presser complete, $\frac{3}{8}$ in. coarse roller, Nos. 1868 and 16572.....
16580	—	Roller Presser complete, $\frac{1}{8}$ in. fine roller, Nos. 1841 and 16572.....
NOTE: No. 16580 is sent with this machine unless another Roller Presser is specified on order.		
16581	—	Roller Presser complete, $1\frac{1}{4}$ in. coarse roller, Nos. 1911 and 16573.....
16582	—	Roller Presser complete, $1\frac{1}{4}$ in. fine roller, Nos. 1912 and 16573.....
190D	782	Roller Presser Screw.....
388D	2015	" Screw for 51801 and 51802.....
652D	5823	" " " 1841 and 1868.....

NO.	PLATE	NAME
386D	5823	Roller Screw for 1911 and 1912.....
1550H	783	" " Nut for 388.....
1528D	5823	" " " " 386 and 652.....
24051	2013	Shuttle Bobbin.....
20499	2047	" " Retaining Spring.....
*20297	—	" Body with 1142E, 20499, 20500 and 44213.....
20365	—	Shuttle Cover.....
*44000	—	" " 20365 with 112D, 466H, 2078, 2080, 2086 and 2090.....
2076	2047	Shuttle Cover Hinge Pin.....
2078	2047	" Delivery Eye Thread Guard.....
2080	2047	" " " " Rivet.....
20500	2047	" Main Spring.....
1142E	2047	" " " Screw.....
44213	2047	" " " Steady Pin.....
466H	2047	" Tension Regulating Screw.....
2086	2047	" Spring.....
2090	2047	" " " Plate.....
112D	2047	" " " Screw.....
20298	2047	Shuttle complete, Nos. 2076, 20297, 24051 and 44000.....
20299	2047	Shuttle Driver.....
2049	773	" " Pin.....
20224	2007	" Race Back.....
190C	782	" " " Screw.....
20305	—	" " Body.....
20306	2047	Shuttle Race complete, Nos. 20224, 20305 and two 190C.....
158D	1206	Shuttle Race Screw.....
12431	—	" " Slide.....
24810	—	Shuttle Race Slide complete, Nos. 4307, 12431 and two 1208J.....
4307	772	Shuttle Race Slide Spring.....
1208J	5822	" " " " Screw.....
2102	5806	Tension Disc.....
1560C	783	" Regulating Thumb Nut.....
20228	2010	" Release.....
1018C	2010	" Screw Stud.....
44157	—	" " " 1018C with 1560C.....
20061	2010	" " " Bushing.....
448C	783	" " " " Set Screw.....
20062	2010	" " " Flange.....
20063	2010	" " " " Collar.....
2923	771	" Spring.....
210958	5806	Thread Retaining Collar.....
210993	5806	" " Sleeve.....



NO.	PLATE	NAME
52398	5806	Thread Retaining Spring.....
52378	5806	" " Stud.....
460c	783	" " " Set Screw.....
52379	—	Thread Retainer complete, Nos. 52378, 52398, 210958 and 210993.....
20300	2020	Thread Take-up Cam with 858c and 1500c
1500c	5742	" " " Position Screw.....
858c	783	" " " Set Screw.....
20230	2001	" " " Lever with 1547D and 1915
1091c	2010	" " " Hinge Screw.....
20324	5826	" " " " " Bushing.....
2653	1321	" " " " " " "
		Pin.....
1520E	783	Thread Take-up Lever Hinge Screw Nut.
1915	2010	" " " Roller and Screw Stud.....
1547D	2010	Thread Take-up Lever Roller and Screw Stud Nut.....
20231	2010	Thread Take-up Spring.....
20232	2010	" " " Regulator.....
227D	2010	" " " " Adjust- ing Screw.....
8068	2010	Thread Take-up Spring Regulator Adjust- ing Screw Washer.....
20262	1265	Throat Plate, large oblong needle hole, for 2258 and 15022.....
20263	—	Throat Plate, medium oblong needle hole, for 2258 and 15022.....
20264	—	Throat Plate, small oblong needle hole, for 2258 and 15022.....
NOTE: Nos. 20263 and 20264 are sent with this machine unless other Throat Plates are specified on order.		
20165	1265	Throat Plate, small oblong needle hole, for 2258 and 15022, raised at needle hole for top stitching.....
691r	782	Throat Plate Screw.....
20007	—	Wheel Feed complete, Nos. 324D, 2263, 2265, 2270, 5370, 19266, 19302, 20006, 20263, 20264 and 24810.....
20291	2049	Drip Pan with four 1 in. wire nails, for power table.....

### LIST OF PARTS COMPLETE FOR



### MACHINE No. 31-30

FOR EDGE AND UNDER EDGE TRIMMING FOR BOOTS AND  
SHOES. HAS LONG BEAK SHUTTLE, CAM TAKE-UP,  
HORIZONTAL TRIMMER, DROP FEED, ROLLER PRESSER

NO.	PLATE	NAME
*20209	—	Arm with 2653, 11104 and 20324.....
8582	773	" Dowel Pin.....
12453	773	" Oil Tube for intermediate bearing...
24131	2014	" " " with 29599, for oiling 12197
29599	2014	" " " Packing (felt).....
748E	782	" Screw (back).....
854E	783	" " (front).....
20210	2000	" Shaft.....
*11104	—	" Bushing (front).....
12357	767	" Flanged Bushing (back)....
448c	783	" " " " " Set Screw.....
144D	782	Arm Shaft Screw.....
12193	2004	" Side Cover.....
286D	783	" " " Thumb Screw.....

NO.	PLATE	NAME
12403	772	Arm Spool Pin and Thread Eyelet.....
11241	2003	" " " Washer (cloth).....
12358	2000	Balance Wheel (power) light rim, 2 $\frac{1}{8}$ in. pulley, with two 448c.....
4370	2000	Balance Wheel (stand) heavy rim, 2 $\frac{1}{8}$ in. pulley, with two 448c.....
2135	2000	Balance Wheel (stand) heavy rim, 2 $\frac{1}{4}$ in. pulley, for 3022.....
2862	—	Balance Wheel (stand) heavy rim, 2 $\frac{3}{8}$ in. pulley, for 3022.....
448c	783	Balance Wheel Set Screw.....
*20211	—	Bed.....
256d	2003	Clamp Stop Motion Clamp Screw.....
248f	2011	" " " " Stop Screw.....
2020	2003	" " " " Washer.....
*3023	—	" " " Flanged Bushing.....
4933	2003	" " " " " 3023 with two 462c.....
2022	773	Clamp Stop Motion Flanged Bushing Pin
462c	773	" " " " " Set Screw.....
3022d	—	Clamp Stop Motion complete, Nos. 248f, 256d, 2020 and 4933.....
20197	2001	Crank Connecting Rod with 20198 and two 896e.....
*20198	—	Crank Connecting Rod Cap.....
896e	773	" " " " Screw.....
908c	773	" " " " Hinge Screw.....
1619e	773	" " " " " Nut.....
20212	2000	Face Plate.....
20213	—	Face Plate complete, Nos. 233d, 448c, 460c, 2923, 20061 to 20063, 20212, 20214, 20228, 20231, 44157, 52379 and two 2102.....
195d	2010	Face Plate Screw.....
20214	2010	" " Thread Guard.....
233d	782	" " " " Screw.....
20215	2001	Feed Bar.....
313c	783	" " Screw Centre.....
56813	—	" " " " 313c with 1519j..
1519j	783	" " " " Nut.....
12197	2001	" Cam and Feed Lifting Eccentric with 446c.....
446c	783	Feed Cam and Feed Lifting Eccentric Set Screw.....
3033	770	Feed Connecting Link.....
375c	782	" " " " Hinge Screw.....

NO.	PLATE	NAME
1518e	783	Feed Connecting Link Hinge Screw Nut.
24162	2016	" Dog, 10 teeth (16 teeth to the inch)
NOTE: No. 24162 is sent with this machine unless another Feed Dog is specified on order.		
24430	2016	Feed Dog, 8 teeth (12 teeth to the inch)..
208e	782	" " Screw.....
12123	2002	" Forked Connection.....
375c	782	" " " " Hinge Screw...
1518e	783	" " " " " Nut
12374	766	" Lifting Rock Shaft.....
20001	—	Feed Lifting Rock Shaft complete, Nos. 12374, 12376 and 16556.....
16556	2009	Feed Lifting Rock Shaft Crank (back) with 462c.....
2049	773	Feed Lifting Rock Shaft Crank (back) Pin.....
462c	773	Feed Lifting Rock Shaft Crank (back) Set Screw.....
12376	770	Feed Lifting Rock Shaft Crank (front) with 157j and 1813.....
157j	782	Feed Lifting Rock Shaft Crank (front) Clamping Screw.....
1813	783	Feed Lifting Rock Shaft Crank (front) Roller and Stud.....
43976	5821	Feed Lifting Rock Shaft Crank Connect- ing Rod with 43977 and two 966e.....
43977	—	Feed Lifting Rock Shaft Crank Connect- ing Rod Cap.....
966e	5806	Feed Lifting Rock Shaft Crank Connect- ing Rod Cap Screw.....
375c	782	Feed Lifting Rock Shaft Crank Connect- ing Rod Hinge Screw.....
1518e	783	Feed Lifting Rock Shaft Crank Connect- ing Rod Hinge Screw Nut.....
307c	783	Feed Lifting Rock Shaft Screw Centre...
56814	—	" " " " " 307c with 1513j.....
1513j	783	Feed Lifting Rock Shaft Screw Centre Nut
3039	768	" Regulator.....
1128e	2009	" " Hinge Screw.....
818d	783	" " Thumb Screw.....
12379	766	" Rock Shaft.....
20333	—	Feed Rock Shaft complete, Nos. 12379 and 29633.....
29633	5736	Feed Rock Shaft Crank with 157j.....
157j	782	" " " " Clamping Screw

NO.	PLATE	NAME
307c	783	Feed Rock Shaft Screw Centre.....
56814	—	“ “ “ “ “ 307c with 1513r.....
1513r	783	Feed Rock Shaft Screw Centre Nut.....
24164	2018	Knife with Guide (corner bent up) for under trimming.....
24165	—	Knife with Guide (corner bent up) and Holder (sectional) complete, for under trimming, Nos. 24164, 24174 and two 1096f.....
24586	2018	Knife without Guide (corner bent up) for under trimming.....
24587	—	Knife without Guide (corner bent up) and Holder (sectional) complete, for under trimming, Nos. 24174, 24586 and two 1096f.....
24605	2018	Knife with Guide (corner flush with top) for under trimming.....
24606	—	Knife with Guide (corner flush with top) and Holder (sectional) complete, for under trimming, Nos. 24174, 24605 and two 1096f.....
24607	2018	Knife without Guide (corner flush with top) for under trimming.....
24608	—	Knife without Guide (corner flush with top) and Holder (sectional) complete, for under trimming, Nos. 24174, 24607 and two 1096f.....
24166	2018	Knife, for edge trimming.....
24167	—	Knife and Holder (sectional) complete, for edge trimming, Nos. 24166, 24174 and two 1096f.....
24168	2017	Knife Driving Lever with 24177.....
24169	—	Knife Driving Lever complete, Nos. 104d, 24168, 24172 and 24173.....
24170	2017	Knife Driving Lever Centre Plate.....
24171	2017	“ “ “ “ “ “ Cap
934j	2017	“ “ “ “ “ “ “ Screw.....
756j	2017	Knife Driving Lever Centre Plate Screw
24172	2017	“ “ “ “ Fork.....
24173	2017	“ “ “ “ Swivel.....
104d	2017	“ “ “ “ “ Screw..
24334	2018	“ “ “ “ Shield.....
242j	2018	“ “ “ “ “ Screw.....
24174	2018	“ Holder.....
1098c	2017	“ “ Adjusting Screw.....

NO.	PLATE	NAME
886c	2017	Knife Holder Adjusting Screw Binding Screw.....
24175	2017	Knife Holder Bushing.....
24176	2017	“ “ Position Spring.....
24177	2017	“ “ “ Stud.....
24188	—	“ “ Regulator, Nos. 886c and 1098c.....
1095k	2017	Knife Holder Screw.....
1097k	2017	“ “ Stop Screw.....
1096f	2018	“ Screw.....
12448	767	Needle Bar (hollow).....
20216	2010	“ “ Connecting Link with 794E..
794E	782	“ “ “ “ Adjusting Screw.....
1090c	2010	Needle Bar Connecting Link Hinge Screw
*12383	—	“ “ “ Stud.....
12384	770	Needle Bar Connecting Stud complete, Nos. 453c, 1904 and 12383.....
1904	770	Needle Bar Connecting Stud Roller (roller only).....
453c	783	Needle Bar Connecting Stud Set Screw...
936E	773	“ “ Screw Bushing.....
2166	772	“ “ Thread Guard.....
233D	782	“ “ “ “ Screw.....
2167	772	“ Clamp with 196f.....
196f	772	“ “ Screw.....
24020	2009	Oil Cup.....
24021	2009	“ “ Extension.....
12486	—	“ “ Packing (felt).....
20281	2009	Oil Cup complete, Nos. 12486, 24020 and 24021.....
213f	2009	Oil Cup Screw.....
24104	2001	Oscillating Rock Shaft.....
24105	—	Oscillating Rock Shaft complete, Nos. 4784, 12388 and 24104.....
12388	767	Oscillating Rock Shaft Hinge Pin.....
878J	783	“ “ “ “ “ Oil Hole Stop Screw.....
12450	773	Oscillating Rock Shaft Hinge Pin Oil Hole Stop Screw Washer (leather).....
448c	783	Oscillating Rock Shaft Hinge Pin Set Screw.....
4784	1353	Oscillating Rock Shaft Oil Pad.....
21031	2020	“ Shaft.....
20295	—	“ “ Crank.....
20296	2047	Oscillating Shaft Crank complete, Nos. 457c, 1518E, 19449 and 20295.....

NO.	PLATE	NAME
2049	773	Oscillating Shaft Crank Pin.....
457c	783	" " " Set Screw.....
19448	2011	" " " Slide Block.....
229d	782	" " " " " Cap Screw.....
12424	773	Oscillating Shaft Crank Slide Block Cap Screw Washer.....
988c	2011	Oscillating Shaft Crank Slide Block Screw Stud.....
1518e	783	Oscillating Shaft Crank Slide Block Screw Stud Nut.....
19449	2011	Oscillating Shaft Crank Slide Block com- plete, Nos. 229d, 988c, 12424 and 19448
19441	2004	Presser Bar (hollow).....
19464	—	Presser Bar complete, Nos. 190d, 19441 to 19443 and 24445.....
20217	2010	Presser Bar Guide Bracket with 453c....
453c	783	" " " " Set Screw.....
2062	771	" " " Lifter.....
689c	782	" " " Screw.....
1520E	783	" " " Nut.....
20218	2010	" " Lifting Bracket.....
11167	767	" " Spring (light) .051 wire.....
NOTE: No. 11167 is sent with this machine unless another Spring is specified on order.		
12139	2004	Presser Bar Spring (medium) .055 wire....
20023	2004	" " " (heavy) .063 wire....
11170	771	" " " Washer.....
688j	783	Pressure Regulating Thumb Screw.....
51801	5842	Roller, $\frac{1}{8}$ in. diam., coarse, with 388d and 1550h.....
51802	—	Roller, $\frac{3}{8}$ in. diam., fine, with 388d and 1550h.....
1868	5842	Roller, $\frac{1}{8}$ in. diam., coarse, with 652d and 1528d.....
1841	5823	Roller, $\frac{1}{8}$ in. diam., fine, with 652d and 1528d.....
1911	2015	Roller, $1\frac{1}{4}$ in. diam., coarse, with 386d and 1528d.....
1912	—	Roller, $1\frac{1}{4}$ in. diam., fine, with 386d and 1528d.....
24903	5842	Roller Arm for 24904 and 24905.....
16572	2015	" " " 16579 and 16580.....
16573	2015	" " " 16581 and 16582.....
19442	1310	" " Bracket.....

NO.	PLATE	NAME
19443	1310	Roller Arm Bracket Position Collar with 456c.....
456c	1310	Roller Arm Bracket Position Collar Set Screw.....
987E	1310	Roller Arm Bracket Screw Stud.....
19444	1310	" " " Spring.....
19445	1310	" " " " Pin.....
19446	1310	" " " " Stud.....
24445	—	Roller Arm Bracket Spring Stud com- plete, Nos. 987E and 19444 to 19446...
24904	—	Roller Presser complete, $\frac{1}{8}$ in. coarse roller, Nos. 24903 and 51801.....
24905	—	Roller Presser complete, $\frac{1}{8}$ in. fine roller, Nos. 24903 and 51802.....
16579	—	Roller Presser complete, $\frac{1}{8}$ in. coarse roller, Nos. 1868 and 16572.....
16580	—	Roller Presser complete, $\frac{1}{8}$ in. fine roller, Nos. 1841 and 16572.....
16581	—	Roller Presser complete, $1\frac{1}{4}$ in. coarse roller, Nos. 1911 and 16573.....
16582	—	Roller Presser complete, $1\frac{1}{4}$ in. fine roller, Nos. 1912 and 16573.....
NOTE: No. 16582 is sent with this machine unless another Roller Presser is specified on order.		
190d	782	Roller Presser Screw.....
388d	2015	" Screw for 51801 and 51802.....
652d	5823	" " " 1841 and 1868.....
386d	5823	" " " 1911 and 1912.....
1550H	783	" " Nut for 388.....
1528d	5823	" " " " 386 and 652.....
24051	2013	Shuttle Bobbin.....
20499	2047	" Retaining Spring.....
*20297	—	" Body with 1142E, 20499, 20500 and 44213.....
20365	—	Shuttle Cover.....
*44000	—	" " 20365 with 112b, 466h, 2078, 2080, 2086 and 2090.....
2076	2047	Shuttle Cover Hinge Pin.....
2078	2047	" Delivery Eye Thread Guard.....
2080	2047	" " " " Rivet.....
20500	2047	" Main Spring.....
1142E	2047	" " " Screw.....
44213	2047	" " " Steady Pin.....
466h	2047	" Tension Regulating Screw.....
2086	2047	" " Spring.....
2090	2047	" " " Plate.....

NO.	PLATE	NAME
112d	2047	Shuttle Tension Spring Screw
20298	2047	Shuttle complete, Nos. 2076, 20297, 24051 and 41000
20299	2047	Shuttle Driver
2049	773	" " Pin
20224	2007	" Race Back
190c	782	" " " Screw
20305	—	" " Body
20306	2047	Shuttle Race complete, Nos. 20224, 20305 and two 190c
158d	1206	Shuttle Race Screw
12431	—	" " Slide
12432	2004	Shuttle Race Slide complete, Nos. 4307, 12431 and two 725E
4307	772	Shuttle Race Slide Spring
725E	1318	" " " " Screw
2102	5806	Tension Disc
1560c	783	" Regulating Thumb Nut
20228	2010	" Releaser
1018c	2010	" Screw Stud
44157	—	" " " 1018c with 1560c
20061	2010	" " " Bushing
448c	783	" " " " Set Screw
20062	2010	" " " Flange
20063	2010	" " " " Collar
2923	771	" Spring
210958	5806	Thread Retaining Collar
210993	5806	" " Sleeve
52398	5806	" " Spring
52378	5806	" " Stud
460c	783	" " " " Set Screw
52379	—	Thread Retainer complete, Nos. 52378, 52398, 210958 and 210993
20300	2020	Thread Take-up Cam with 858c and 1500c
1500c	5742	" " " Position Screw
858c	783	" " " " Set Screw
20230	2001	" " " Lever with 1547D and 1915
1091c	2010	Thread Take-up Lever Hinge Screw
20324	5826	" " " " " Bushing
2653	1321	Thread Take-up Lever Hinge Screw Bushing Pin
1520E	783	Thread Take-up Lever Hinge Screw Nut
1915	2010	" " " " Roller and Screw Stud

NO.	PLATE	NAME
1547D	2010	Thread Take-up Lever Roller and Screw Stud Nut
20231	2010	Thread Take-up Spring
20232	2010	" " " " Regulator
227D	2010	" " " " Adjusting Screw
8068	2010	Thread Take-up Spring Regulator Adjusting Screw Washer
24180	—	Throat Plate Body
24336	2016	" " Needle Hole Strip, large oblong needle hole
24337	—	Throat Plate Needle Hole Strip, small oblong needle hole
934J	2017	Throat Plate Needle Hole Strip Screw
56832	—	Throat Plate with Trimming Attachment, Nos. 1095K, 1097K, 24165, 24169, 24170, 24175, 24176, 24180, 24188, 24334, 24336 or 24337, two each 242J, 756J, 24171 and six 934J
62537	—	Throat Plate with Trimming Attachment, Nos. 1095K, 1097K, 24169, 24170, 24175, 24176, 24180, 24188, 24334, 24336 or 24337, 24587, two each 242J, 756J, 24171 and six 934J
24183	2016	Throat Plate with Trimming Attachment complete, Nos. 24182, 24166 and 56832
1094F	2017	Throat Plate Screw
44212	5844	Drip Pan with four 1 in. wire nails, for power table

**LIST OF PARTS COMPLETE  
FOR  
MACHINE No. 31-31**

**DIFFERS FROM NO. 31-30 ONLY IN HAVING WHEEL FEED**

NO.	PLATE	NAME
*20209	—	Arm with 2653, 11104 and 20324.....
8582	773	" Dowel Pin.....
12453	773	" Oil Tube for intermediate bearing...
24131	2014	" " " with 29599, for oiling 5570
29599	2014	" " " Packing (felt).....
718E	782	" Screw (back).....
854E	783	" " (front).....
20210	2000	" Shaft.....
*11104	—	" Bushing (front).....
12357	767	" " Flanged Bushing (back).....
448c	783	" " " " " Set Screw.....
144D	782	Arm Shaft Screw.....
12193	2004	" Side Cover.....
286D	783	" " " Thumb Screw.....
12403	772	" Spool Pin and Thread Eyelet.....
11241	2003	" " " Washer (cloth).....
12358	2000	Balance Wheel (power) light rim, 2 $\frac{1}{4}$ in. pulley, with two 448c.....
4370	2000	Balance Wheel (stand) heavy rim, 2 $\frac{1}{4}$ in. pulley, with two 448c.....
2135	2000	Balance Wheel (stand) heavy rim, 2 $\frac{1}{4}$ in. pulley, for 3022.....
2862	—	Balance Wheel (stand) heavy rim, 2 $\frac{1}{4}$ in. pulley, for 3022.....
448c	783	Balance Wheel Set Screw.....
*20211	—	Bcd.....
256D	2003	Clamp Stop Motion Clamp Screw.....
248F	2011	" " " " " Stop Screw.....
2020	2003	" " " " " Washer.....
*3023	—	" " " " " Flanged Bushing.....
4933	2003	" " " " " " 3023 with two 462c.....
2022	773	Clamp Stop Motion Flanged Bushing Pin
462c	773	" " " " " " Set Screw.....
3022D	—	Clamp Stop Motion complete, Nos. 248F, 256D, 2020 and 4933.....

NO.	PLATE	NAME
20197	2001	Crank Connecting Rod with 20198 and two 896E.....
*20198	—	Crank Connecting Rod Cap.....
896E	773	" " " " " Screw.....
908c	773	" " " " " Hinge Screw.....
1619E	773	" " " " " " Nut.....
20212	2000	Face Plate.....
20213	—	Face Plate complete, Nos. 233D, 448c, 460c, 2923, 20061 to 20063, 20212, 20214, 20228, 20231, 44157, 52379 and two 2102
195D	2010	Face Plate Screw.....
20214	2010	" " " Thread Guard.....
233D	782	" " " " " Screw.....
3033	770	Feed Connecting Link.....
375c	782	" " " " " Hinge Screw.....
1518E	783	" " " " " " Nut.....
5570	2002	" Eccentric with 446c.....
446c	783	" " " Set Screw.....
12429	2002	" Forked Connection.....
375c	782	" " " " " Hinge Screw.....
1518E	783	" " " " " " Nut.....
3039	768	" Regulator.....
1128E	2009	" " " Hinge Screw.....
818D	783	" " " Thumb Screw.....
12379	766	" Rock Shaft.....
20333	—	Feed Rock Shaft complete, Nos. 12379 and 29633.....
29633	5736	Feed Rock Shaft Crank with 157J.....
157J	782	" " " " " Clamping Screw
307c	783	" " " " " Screw Centre.....
56814	—	" " " " " " 307c with 1513J.....
1513J	783	Feed Rock Shaft Screw Centre Nut.....
2258	2003	" Wheel.....
NOTE: No. 2258 is sent with this machine unless another Feed Wheel is specified on order.		
15022	2003	Feed Wheel 2258, coarse teeth.....
2263	2002	" " " Driver with 2266.....
19266	2002	" " " " " Link.....
324D	2008	" " " " " " Screw.....
313c	783	" " " " " " Centre.....
56813	—	" " " " " " " 313c with 1519J.....
1519J	783	Feed Wheel Driver Link Screw Centre Nut
2265	2008	" " " " " Spring.....
2266	2008	" " " " " " Hook.....







NO.	PLATE	NAME
20281	2009	Oil Cup complete, Nos. 12486, 24020 and 24021
213F	2009	Oil Cup Screw
24104	2001	Oscillating Rock Shaft
24105	—	Oscillating Rock Shaft complete, Nos. 4784, 12388 and 24104
12388	767	Oscillating Rock Shaft Hinge Pin
878J	783	" " " " Oil Hole Stop Screw
12459	773	Oscillating Rock Shaft Hinge Pin Oil Hole Stop Screw Washer (leather)
448c	783	Oscillating Rock Shaft Hinge Pin Set Screw
4784	1353	Oscillating Rock Shaft Oil Pad
21031	2020	" Shaft
20295	—	" Crank
20296	2047	Oscillating Shaft Crank complete, Nos. 457c, 1518E, 19449 and 20295
2049	773	Oscillating Shaft Crank Pin
457c	783	" " " Set Screw
19448	2011	" " " Slide Block
229D	782	" " " " Cap Screw
12424	773	Oscillating Shaft Crank Slide Block Cap Screw Washer
988c	2011	Oscillating Shaft Crank Slide Block Screw Stud
1518E	783	Oscillating Shaft Crank Slide Block Screw Stud Nut
19449	2011	Oscillating Shaft Crank Slide Block complete, Nos. 229D, 988c, 12424 and 19448
19441	2004	Presser Bar (hollow)
19464	—	Presser Bar complete, Nos. 190D, 19441 to 19443 and 24445
20217	2010	Presser Bar Guide Bracket with 453c
453c	783	" " " " Set Screw
2062	771	" " Lifter
689c	782	" " " Screw
1520E	783	" " " Nut
20218	2010	" Lifting Bracket
11167	767	" Spring (light) .051 wire

NOTE: No. 11167 is sent with this machine unless another Spring is specified on order.

12139	2004	Presser Bar Spring (medium) .055 wire
20023	2004	" " " (heavy) .063 wire
11170	771	" " " Washer

NO.	PLATE	NAME
19165	1310	Presser Foot
190D	782	" " Screw
688J	783	Pressure Regulating Thumb Screw
51801	5842	Roller, $\frac{3}{8}$ in. diam., coarse, with 388D and 1550H
51802	—	Roller, $\frac{3}{8}$ in. diam., fine, with 388D and 1550H
1868	5842	Roller, $\frac{1}{2}$ in. diam., coarse, with 652D and 1528D
1841	5823	Roller, $\frac{1}{2}$ in. diam., fine, with 652D and 1528D
1911	2015	Roller, $1\frac{1}{4}$ in. diam., coarse, with 386D and 1528D
1912	—	Roller, $1\frac{1}{4}$ in. diam., fine, with 386D and 1528D
24903	5842	Roller Arm for 24904 and 24905
16572	2015	" " " 16579 and 16580
16573	2015	" " " 16581 and 16582
19442	1310	" " Bracket
19443	1310	" " " Position Collar with 456c
456c	1310	Roller Arm Bracket Position Collar Set Screw
987E	1310	Roller Arm Bracket Screw Stud
19444	1310	" " " Spring
19445	1310	" " " Pin
19446	1310	" " " Stud
24445	—	Roller Arm Bracket Spring Stud complete, Nos. 987E and 19444 to 19446
24904	—	Roller Presser complete, $\frac{3}{8}$ in. coarse roller, Nos. 24903 and 51801
24905	—	Roller Presser complete, $\frac{3}{8}$ in. fine roller, Nos. 24903 and 51802
16579	—	Roller Presser complete, $\frac{1}{2}$ in. coarse roller, Nos. 1868 and 16572
16580	—	Roller Presser complete, $\frac{1}{2}$ in. fine roller, Nos. 1841 and 16572
16581	—	Roller Presser complete, $1\frac{1}{4}$ in. coarse roller, Nos. 1911 and 16573
16582	—	Roller Presser complete, $1\frac{1}{4}$ in. fine roller, Nos. 1912 and 16573


NOTE: No. 16582 is sent with this machine unless another Roller Presser is specified on order.

190D	782	Roller Presser Screw
388D	2015	" Screw for 51801 and 51802
652D	5823	" " " 1841 and 1868

NO.	PLATE	NAME
386d	5823	Roller Screw for 1911 and 1912.....
1550H	783	" " Nut for 388.....
1528d	5823	" " " " 386 and 652.....
24051	2013	Shuttle Bobbin.....
20499	2047	" " Retaining Spring.....
*20297	—	" " Body with 1142E, 20499, 20500 and 44213.....
20365	—	Shuttle Cover.....
*44000	—	" " 20365 with 112D, 466H, 2078, 2080, 2086 and 2090.....
2076	2047	Shuttle Cover Hinge Pin.....
2078	2047	" " Delivery Eye Thread Guide.....
2080	2047	" " " " " Rivet.....
20500	2047	" " Main Spring.....
1142E	2047	" " " " Screw.....
44213	2047	" " " " Steady Pin.....
466H	2047	" " Tension Regulating Screw.....
2086	2047	" " " " Spring.....
2090	2047	" " " " Plate.....
112D	2047	" " " " Screw.....
20298	2047	Shuttle complete, Nos. 2076, 20297, 24051 and 44000.....
20299	2047	Shuttle Driver.....
2049	773	" " " " Pin.....
20224	2007	" " Race Back.....
190c	782	" " " " Screw.....
20305	—	" " " " Body.....
20306	2047	Shuttle Race complete, Nos. 20224, 20305 and two 190c.....
158D	1206	Shuttle Race Screw.....
24192	—	" " " " Slide.....
24193	5757	Shuttle Race Slide complete, Nos. 4307, 24192 and two 4352.....
4307	772	Shuttle Race Slide Spring.....
4352	2008	" " " " " Rivet.....
2102	5806	Tension Disc.....
1560c	783	" " Regulating Thumb Nut.....
20228	2010	" " Releaser.....
1018c	2010	" " Screw Stud.....
44157	—	" " " " 1018c with 1560c.....
20061	2010	" " " " Bushing.....
448c	783	" " " " " Set Screw.....
20062	2010	" " " " Flange.....
20063	2010	" " " " Collar.....
2923	771	" " Spring.....
210958	5806	Thread Retaining Collar.....
210993	5806	" " " " Sleeve.....

NO.	PLATE	NAME
52398	5806	Thread Retaining Spring.....
52378	5806	" " " " Stud.....
460c	783	" " " " Set Screw.....
52379	—	Thread Retainer complete, Nos. 52378, 52398, 210958 and 210993.....
20300	2020	Thread Take-up Cam with 858c and 1500c.....
1500c	5742	" " " " Position Screw.....
858c	783	" " " " Set Screw.....
20230	2001	" " " " Lever with 1547D and 1915.....
1091c	2010	Thread Take-up Lever Hinge Screw.....
20324	5826	" " " " " Bushing.....
2653	1321	Thread Take-up Lever Hinge Screw Bushing Pin.....
1520E	783	Thread Take-up Lever Hinge Screw Nut.....
1915	2010	" " " " Roller and Screw Stud.....
1547D	2010	Thread Take-up Lever Roller and Screw Stud Nut.....
20231	2010	Thread Take-up Spring.....
20232	2010	" " " " Regulator.....
227D	2010	" " " " " Adjusting Screw.....
8068	2010	Thread Take-up Spring Regulator Adjusting Screw Washer.....
24180	—	Throat Plate Body.....
24184	2017	" " Needle Hole Strip, large oblong needle hole.....
24185	—	Throat Plate Needle Hole Strip, medium oblong needle hole.....
24186	—	Throat Plate Needle Hole Strip, small oblong needle-hole.....
934D	2017	Throat Plate Needle Hole Strip Screw.....
62582	—	" " " " with Trimming Attachment, Nos. 1095K, 1097K, 24165, 24169, 24170, 24175, 24176, 24180, either 24184, 24185 or 24186, 24188, 24334, two each 242J, 756J, 24171 and six 934J.....
24187	—	Throat Plate with Trimming Attachment complete, Nos. 24166 and 62582.....
1094F	2017	Throat Plate Screw.....
20496	—	Wheel Feed complete, Nos. 324D, 2263, 2265, 2270, 5570, 19266, 20006, 20495, 24187 and 24193.....
20291	2049	Drip Pan with four 1 in. wire nails, for power table.....

**LIST OF PARTS COMPLETE  
FOR**



**MACHINE No. 31-36**

**FOR LEATHER. HAS VERTICAL TRIMMER, DROP FEED**

NO.	PLATE	NAME
*43927	—	Arm with 11104.....
8582	773	" Dowel Pin.....
12453	773	" Oil Tube for intermediate bearing...
24131	2014	" " " with 20599, for oiling 12197
12454	773	" " " " " " " 12409
11119	773	" " " " " " " 12408 and 16569.....
29599	2014	Arm Oil Tube Packing (felt).....
748E	782	" Screw (back).....
854E	783	" " (front).....
12427	766	" Shaft.....
*11104	—	" " Bushing (front).....
12357	767	" " Flanged Bushing (back).....
448c	783	" " " " " Set Screw.....
144D	782	Arm Shaft Screw.....
12193	2004	" Side Cover.....

**PARTS FOR MACHINE NO. 31-36**

NO.	PLATE	NAME
286D	783	Arm Side Cover Thumb Screw.....
12403	772	" Spool Pin and Thread Eyelet.....
11241	2003	" " " Washer (cloth).....
12358	2000	Balance Wheel (power) light rim, 2 $\frac{3}{8}$ in. pulley, with two 448c.....
4370	2000	Balance Wheel (stand) heavy rim, 2 $\frac{1}{8}$ in. pulley, with two 448c.....
2135	2000	Balance Wheel (stand) heavy rim, 2 $\frac{1}{4}$ in. pulley, for 3022.....
2862	—	Balance Wheel (stand) heavy rim, 2 $\frac{3}{8}$ in. pulley, for 3022.....
448c	783	Balance Wheel Set Screw.....
*12360	—	Bed.....
256D	2003	Clamp Stop Motion Clamp Screw.....
248F	2011	" " " " Stop Screw.....
2020	2003	" " " " Washer.....
*3023	—	" " " Flanged Bushing.....
4933	2003	" " " " " 3023 with two 462c.....
2022	773	Clamp Stop Motion Flanged Bushing Pin
462c	773	" " " " " Set Screw.....
3022D	—	Clamp Stop Motion complete, Nos. 248F, 256D, 2020 and 4933.....
20197	2001	Crank Connecting Rod with 20198 and two 896E.....
*20198	—	Crank Connecting Rod Cap.....
896E	773	" " " " Screw.....
908c	773	" " " " Hinge Screw.....
1819E	773	" " " " " Nut.....
16558	—	Face Plate.....
16559	5735	Face Plate complete, Nos. 2827, 12150 and 16558.....
217D	5843	Face Plate Screw.....
44181	—	" " Thread Guard (lower).....
12150	773	" " " " " 44181 with 12152.....
12152	773	Face Plate Thread Guard (lower) Rivet..
2827	773	" " " " (upper) with 8505.....
8505	773	Face Plate Thread Guard (upper) Rivet..
12368	767	Feed Bar.....
313c	783	" " Screw Centre.....
56813	—	" " " " 313c with 1519J..
1519J	783	" " " " Nut.....
12197	2001	" Cam and Feed Lifting Eccentric with 446c.....

NO.	PLATE	NAME
446c	783	Feed Cam and Feed Lifting Eccentric Set Screw
3033	770	Feed Connecting Link
375c	782	" " " Hinge Screw
1518e	783	" " " " " Nut
16560	1318	" Dog, 10 teeth (16 teeth to the inch)
NOTE: No. 16560 is sent with this machine unless another Feed Dog is specified on order.		
24392	1338	Feed Dog, 8 teeth (12 teeth to the inch)
208E	782	" " Screw
12123	2002	" Forked Connection
375c	782	" " " Hinge Screw
1518E	783	" " " " " Nut
12374	766	" Lifting Rock Shaft
20001	—	Feed Lifting Rock Shaft complete, Nos. 12374, 12376 and 16556
16556	2009	Feed Lifting Rock Shaft Crank (back) with 462c
2049	773	Feed Lifting Rock Shaft Crank (back) Pin
462c	773	Feed Lifting Rock Shaft Crank (back) Set Screw
12376	770	Feed Lifting Rock Shaft Crank (front) with 157J and 1813
157J	782	Feed Lifting Rock Shaft Crank (front) Clamping Screw
1813	783	Feed Lifting Rock Shaft Crank (front) Roller and Stud
43976	5821	Feed Lifting Rock Shaft Crank Connecting Rod with 43977 and two 966E
*43977	—	Feed Lifting Rock Shaft Crank Connecting Rod Cap
966E	5806	Feed Lifting Rock Shaft Crank Connecting Rod Cap Screw
375c	782	Feed Lifting Rock Shaft Crank Connecting Rod Hinge Screw
1518E	783	Feed Lifting Rock Shaft Crank Connecting Rod Hinge Screw Nut
307c	783	Feed Lifting Rock Shaft Screw Centre
56814	—	" " " " " " 307c with 1513J
1513J	783	Feed Lifting Rock Shaft Screw Centre Nut
3039	768	" Regulator
1128E	2009	" " Hinge Screw
818D	783	" " Thumb Screw
12379	766	" Rock Shaft

NO.	PLATE	NAME
20333	—	Feed Rock Shaft complete, Nos. 12379 and 29633
29633	5736	Feed Rock Shaft Crank with 157J
157J	782	" " " " Clamping Screw
307c	783	" " " " Screw Centre
56814	—	" " " " " 307c with 1513J
1513J	783	Feed Rock Shaft Screw Centre Nut
16598	1338	Knife (narrow) end and side cut
NOTE: Five No. 16598 are sent with this machine unless other Knives are specified on order.		
19173	1338	Knife (broad) diagonal cut
19174	1338	" " end and side cut
19175	1338	" (medium) end and side cut
19176	1338	" " end cut only
19177	1338	" " " (shearing)
19178	1338	" " " and side cut (concave)
19179	1338	" " " " " (thin gauge)
19297	5738	" Bar with 2301
24431	5841	" " Crank with 191c
1162c	1366	" " " Coupling Pin
1564D	1338	" " " " " Head
2297	1317	" " " " " Spring
2022	773	" " " Pin
191c	1366	" " " Set Screw
24432	—	Knife Bar Crank complete, Nos. 1162c, 1564D, 2297 and 24431
16563	5738	Knife Bar Driving Crank (forked)
16564	5738	" " " " Bracket
24433	—	Knife Bar Driving Crank Bracket complete, Nos. 2022, 16563, 16564 and 24432
647c	774	Knife Bar Driving Crank Bracket Screw
24122	1317	" " Lifting Spring
24123	1317	" " " " Case
24124	1317	" " " " Guide
*24906	—	" " " " " 24124 with 2523 and 24125
24125	1317	Knife Bar Lifting Spring Guide Bracket
621D	1317	" " " " " " " Screw
2523	1317	Knife Bar Lifting Spring Guide Pin
2301	1317	" " Stop Pin
24127	—	Knife Bar complete, Nos. 621D, 16567, 19297, 24126, 24906 and two 335E
16567	1321	Knife Holder with two 208D
24126	1321	" " Handle
208D	782	" " " " Screw

NO.	PLATE	NAME
335E	1317	Knife Holder Screw.....
208D	782	" Screw.....
16568	5841	Needle Bar with 620F, 1072F and 24391..
19265	5841	" " " 904F, for 19173.....
12382	770	" " Connecting Link with 794E..
794E	782	" " " " Adjusting Screw.....
*12383	—	Needle Bar Connecting Stud.....
12384	770	Needle Bar Connecting Stud complete, Nos. 453c, 1904 and 12383.....
1904	770	Needle Bar Connecting Stud Roller (roller only).....
453c	783	Needle Bar Connecting Stud Set Screw..
16509	5738	" " Crank (eccentric) with 448c and 743c.....
743c	1317	Needle Bar Crank Position Screw.....
448c	783	" " " Set Screw.....
24391	1321	" " Thread Guard.....
620F	782	" " " Set Screw.....
1072F	1317	" Set Screw for 16568.....
904F	1366	" " " 19265.....
44004	2565	Oil Cup.....
44005	2565	" " Extension with 24075.....
24075	2565	" " " Post.....
44006	2565	" " Packing (felt).....
44007	2565	Oil Cup complete, Nos. 44004 to 44006..
24104	2001	Oscillating Rock Shaft.....
24105	—	Oscillating Rock Shaft complete, Nos. 4784, 12388 and 24104.....
12388	767	Oscillating Rock Shaft Hinge Pin.....
878J	783	" " " " " Oil Hole Stop Screw.....
12459	773	Oscillating Rock Shaft Hinge Pin Oil Hole Stop Screw Washer (leather).....
448c	783	Oscillating Rock Shaft Hinge Pin Set Screw.....
4784	1353	Oscillating Rock Shaft Oil Pad.....
12289	766	" Shaft.....
19496	—	" " Crank for 19447.....
44134	—	" " " 44135.....
19447	2011	Oscillating Shaft Crank complete, Nos. 457c, 1518s, 19449 and 19496.....
44135	5806	Oscillating Shaft Crank complete, Nos. 1518s, 19449, 44134 and two 453c.....
2049	773	Oscillating Shaft Crank Pin.....
457c	5806	" " " Set Screw for 19447
453c	783	" " " " " 44135

NO.	PLATE	NAME
19448	2011	Oscillating Shaft Crank Slide Block.....
229D	782	" " " " " Cap Screw.....
12424	773	Oscillating Shaft Crank Slide Block Cap Screw Washer.....
988c	2011	Oscillating Shaft Crank Slide Block Screw Stud.....
1518s	783	Oscillating Shaft Crank Slide Block Screw Stud Nut.....
19449	2011	Oscillating Shaft Crank Slide Block com- plete, Nos. 229D, 988c, 12424 and 19448
19441	2004	Presser Bar (hollow).....
19464	—	Presser Bar complete, Nos. 190D, 19441 to 19443 and 24445.....
12326	770	Presser Bar Guide Bracket with 453c....
453c	783	" " " " Set Screw....
2062	771	" " Lifter.....
689c	782	" " " Screw.....
1520E	783	" " " " Nut.....
12327	770	" " Lifting and Releasing Lever Bracket.....
11167	767	Presser Bar Spring (light) .051 wire.....
NOTE: No. 11167 is sent with this machine unless another Spring is specified on order.		
12139	2004	Presser Bar Spring (medium) .055 wire...
20023	2004	" " " (heavy) .063 wire....
11170	771	" " " Washer.....
688J	783	Pressure Regulating Thumb Screw.....
51801	5842	Roller, $\frac{3}{8}$ in. diam., coarse, with 388D and 1550H.....
51802	—	Roller, $\frac{3}{8}$ in. diam., fine, with 388D and 1550H.....
1868	5842	Roller, $\frac{1}{2}$ in. diam., coarse, with 652D and 1528D.....
1841	5823	Roller, $\frac{1}{2}$ in. diam., fine, with 652D and 1528D.....
1911	2015	Roller, $1\frac{1}{4}$ in. diam., coarse, with 386D and 1528D.....
1912	—	Roller, $1\frac{1}{4}$ in. diam., fine, with 386D and 1528D.....
24903	5842	Roller Arm for 24904 and 24905.....
16572	2015	" " " 16579 and 16580.....
16573	2015	" " " 16581 and 16582.....
19442	1310	" " Bracket.....
19443	1310	" " " Position Collar with 456c.....

NO.	PLATE	NAME
456c	1310	Roller Arm Bracket Position Collar Set Screw
987E	1310	Roller Arm Bracket Screw Stud
19444	1310	" " " Spring
19445	1310	" " " Pin
19446	1310	" " " Stud
24445	—	Roller Arm Bracket Spring Stud complete, Nos. 987E and 19444 to 19446
24904	—	Roller Presser complete, $\frac{1}{8}$ in. coarse roller, Nos. 24903 and 51801
24905	—	Roller Presser complete, $\frac{1}{8}$ in. fine roller, Nos. 24903 and 51802
16579	—	Roller Presser complete, $\frac{1}{8}$ in. coarse roller, Nos. 1868 and 16572
16580	—	Roller Presser complete, $\frac{1}{8}$ in. fine roller, Nos. 1841 and 16572
NOTE: No. 16580 is sent with this machine unless another Roller Presser is specified on order.		
16581	—	Roller Presser complete, $1\frac{1}{4}$ in. coarse roller, Nos. 1911 and 16573
16582	—	Roller Presser complete, $1\frac{1}{4}$ in. fine roller, Nos. 1912 and 16573
190D	782	Roller Presser Screw
388D	2015	" Screw for 51801 and 51802
652D	5823	" " " 1841 and 1868
386D	5823	" " " 1911 and 1912
1550E	783	" " Nut for 388
1528D	5823	" " " 386 and 652
2996	771	Shuttle Bobbin
15140	2013	" " Case Latch
2973	771	" " " " Lever
2974	771	" " " " Fulcrum Pin
2975	771	Shuttle Bobbin Case Latch Spring
592E	782	" " " " Stop Screw
15141	—	" " " Hinge, Nos. 2973, 2974 and 15140
7553	771	Shuttle Bobbin Case Position Finger
2523	771	" " " " Rivet
24412	1361	" " " " Plate
391D	1366	" " " " Screw
24074	2013	Shuttle Bobbin Case complete, Nos. 591E, 592E, 2523, 2973, 7553, 15098 and 15141
12393	771	Shuttle Body
391F	782	" Tension Regulating Screw
15098	771	" " Spring

NO.	PLATE	NAME
19292	771	Shuttle, $1\frac{1}{2}$ in. diam., Nos. 2996, 12393 and 24074
*12394	—	Shuttle Driver
12444	771	" " 12394 with two 1266c
2049	773	" " Pin
1266c	5806	" " Set Screw
2531	767	" Race Back
2532	772	" " " Position Pin
2533	767	" " " Spring
907D	782	" " " Screw
24413	—	" " Body
62502	—	" " 24413 with 24418 and two 1053D
62517	—	Shuttle Race Body 62502 with two 2532
24418	1362	" " Cap
1053D	2006	" " Screw
24419	1362	Shuttle Race complete, Nos. 907D, 2531, 2533, 24412, 62517 and two 391D
145D	782	Shuttle Race Screw
12431	—	" " Slide
12432	2004	Shuttle Race Slide complete, Nos. 4307, 12431 and two 725E
4307	772	Shuttle Race Slide Spring
725E	1318	" " " " Screw
2921	771	Tension Disc
1560c	783	" Regulating Thumb Nut
20037	2009	" Releaser
12397	772	" Releasing Lever
12398	773	" " " Hinge Pin
12329	772	" " " Spring
413c	783	" Screw Stud
33892	—	" " " 413c with 1560c
2923	771	" Spring
12149	2014	" Thread Guard
44147	—	Tension complete, Nos. 2923, 7336, 8511, 20037, 33892 and two 2921
52454	5842	Thread Retainer
460c	783	" " Set Screw
12404	770	" Take-up Crank
3094	773	" " Wedge
690E	782	" " " Screw
12498	770	" " Lever
775E	782	" " Cap Screw
12166	773	" " " Hinge Pin
12409	770	" " " Link
11204	770	" " " " Hinge Pin



NO.	PLATE	NAME
435c	5806	Thread Take-up Lever Link Hinge Pin Set Screw.....
12410	—	Thread Take-up Lever complete, Nos. 12166, 12408 and 12409.....
8511	773	Thread Take-up Spring.....
7336	772	" " " " Regulator.....
448c	783	" " " " " Set Screw.....
16599	1338	Throat Plate Cutting Bar, for $\frac{5}{16}$ in. to $\frac{3}{4}$ in. gauge.....

NOTE: When ordering No. 16599 state required distance of trimmed edge from seam.

NOTE: No. 16599,  $\frac{3}{4}$  in. gauge, is sent with this machine unless another gauge is specified on order.

62626	—	Throat Plate Body for 16597 and 19180.....
238d	1318	" " Cutting Bar Screw.....
2328	1338	" " Spring Slide for 16597.....
2329	1338	" " " " " 19180.....
2330	1338	" " " " " Spring.....
4363	1338	" " " " " Stop.....
725d	1338	" " " " " " Screw.....
16597	1338	Throat Plate complete for 16560 and 24392, Nos. 725d, 2328, 2330, 4363, 16599, 62626 and two 238d.....
19180	1269	Throat Plate complete for 16560 and 24392, Nos. 725d, 2329, 2330, 4363, 16599, 62626 and two 238d.....

NOTE: When ordering 16597 or 19180 state required distance of trimmed edge from seam.

NOTE: No. 16597,  $\frac{5}{16}$  in. gauge, is sent with this machine unless another gauge is specified on order.

691f	782	Throat Plate Screw.....
44212	5844	Drip Pan with four 1 in. wire nails, for power table.....

## LIST OF PARTS COMPLETE FOR MACHINE No. 31-38

FOR LEATHER. HAS VERTICAL TRIMMER, WHEEL FEED

NO.	PLATE	NAME
*43927	—	Arm with 11104.....
8582	773	" Dowel Pin.....
12453	773	" Oil Tube for intermediate bearing....
12454	773	" " " with 29599, for oiling 12409.....
11119	773	" " " " " " 12408 and 16569.....
24131	2014	Arm Oil Tube with 29599, for oiling 5570.....
29599	2014	" " " Packing (felt).....
748e	782	" Screw (back).....
854e	783	" " (front).....
12427	766	" Shaft.....
*11104	—	" " Bushing (front).....
12357	767	" " Flanged Bushing (back)....
448c	783	" " " " " Set Screw.....
144d	782	Arm Shaft Screw.....
12193	2004	" Side Cover.....
286d	783	" " " Thumb Screw.....
12403	772	" Spool Pin and Thread Eyelet.....
11241	2003	" " " Washer (cloth).....
12358	2000	Balance Wheel (power) light rim, $2\frac{1}{4}$ in. pulley, with two 448c.....
4370	2000	Balance Wheel (stand) heavy rim, $2\frac{1}{4}$ in. pulley, with two 448c.....
2135	2000	Balance Wheel (stand) heavy rim, $2\frac{1}{4}$ in. pulley, for 3022.....
2862	—	Balance Wheel (stand) heavy rim, $2\frac{3}{8}$ in. pulley, for 3022.....
448c	783	Balance Wheel Set Screw.....
*12360	—	Bed.....
256d	2003	Clamp Stop Motion Clamp Screw.....
248v	2011	" " " " Stop Screw....
2020	2003	" " " " Washer.....
*3028	—	" " " Flanged Bushing....
4933	2003	" " " " " 3023 with two 462c.....
2022	773	Clamp Stop Motion Flanged Bushing Pin.....



NO.	PLATE	NAME
462c	773	Clamp Stop Motion Flanged Bushing Set Screw
3022d	—	Clamp Stop Motion complete, Nos. 248r, 256d, 2020 and 4933
20197	2001	Crank Connecting Rod with 20198 and two 896E
*20198	—	Crank Connecting Rod Cap
896E	773	" " " " Screw
908c	773	" " " " Hinge Screw
1619E	773	" " " " " Nut
16558	—	Face Plate
16559	5735	Face Plate complete, Nos. 2827, 12150 and 16558
217d	5843	Face Plate Screw
*44181	—	" " Thread Guard (lower)
12150	773	" " " " " 44181 with 12152
12152	773	Face Plate Thread Guard (lower) Rivet
2827	773	" " " " (upper) with 8505
8505	773	Face Plate Thread Guard (upper) Rivet
3033	770	Feed Connecting Link
375c	782	" " " " Hinge Screw
1518E	783	" " " " " Nut
5570	2002	" Eccentric with 446c
446c	783	" " Set Screw
12429	2002	" Forked Connection
375c	782	" " " " Hinge Screw
1518E	783	" " " " " Nut
3039	768	" Regulator
1128E	2009	" " Hinge Screw
818d	783	" " Thumb Screw
12379	766	" Rock Shaft
20333	—	Feed Rock Shaft complete, Nos. 12379 and 29633
29633	5736	Feed Rock Shaft Crank with 157J
157J	782	" " " " Clamping Screw
307c	783	" " " " Screw Centre
56814	—	" " " " " 307c with 1513J
1513J	783	Feed Rock Shaft Screw Centre Nut
2258	2003	" Wheel

NOTE: No. 2258 is sent with this machine unless another Feed Wheel is specified on order.

15022	2003	Feed Wheel 2258, coarse teeth
2263	2002	" " Driver with 2266

NO.	PLATE	NAME
19266	2002	Feed Wheel Driver Link
324d	2008	" " " " " Screw
313c	783	" " " " " " Centre
56813	—	" " " " " " 313c with 1519J
1519J	783	Feed Wheel Driver Link Screw Centre Nut
2265	2008	" " " " Spring
2266	2008	" " " " " Hook
19267	2000	" " Frame with 453c
19302	—	Feed Wheel Frame complete, Nos. 119c, 151c, 183c, 183r, 240u, 1528d, 2252, 2254 to 2256, 2258, 3114 and 19267
119c	2008	Feed Wheel Frame Adjusting Screw
1528d	2008	" " " " " Nut
453c	783	" " " " Set Screw
20006	2000	" " " " Shaft
307c	783	" " " " " Screw Centre
56814	—	" " " " " " 307c with 1513J
1513J	783	Feed Wheel Frame Shaft Screw Centre Nut
2270	2008	" " " " Steady Spring
3114	2008	" " " " Friction Plate (back)
151c	2008	" " " " " " Screw
2252	2008	" " " " " (front)
183c	2008	" " " " " " Screw
2254	2008	" " " " Retaining Clutch
2255	2008	" " " " " Cap
183r	2008	" " " " " " Screw
2256	2008	" " " " " Spring
240d	782	" " " " " " Screw
16598	1338	Knife (narrow) end and side cut
NOTE: Five No. 16598 are sent with this machine unless other Knives are specified on order.		
19173	1338	Knife (broad) diagonal cut
19174	1338	" " " " end and side cut
19175	1338	" " (medium) end and side cut
19176	1338	" " " " end cut only
19177	1338	" " " " (shearing)
19178	1338	" " " " and side cut (concave)
19179	1338	" " " " " " (thin gauge)
19297	5738	" Bar with 2301
24431	5841	" " Crank with 191c
1162c	1366	" " " " Coupling Pin
1564d	1338	" " " " " Head
2297	1317	" " " " " Spring
2022	773	" " " " Pin
191c	1366	" " " " Set Screw



NO.	PLATE	NAME
12139	2004	Presser Bar Spring (medium) .055 wire...
20023	2004	" " " (heavy) .063 wire.....
11170	771	" " " Washer.....
688J	783	Pressure Regulating Thumb Screw.....
51801	5842	Roller, $\frac{2}{16}$ in. diam., coarse, with 388D and 1550H.....
51802	—	Roller, $\frac{1}{8}$ in. diam., fine, with 388D and 1550H.....
1868	5842	Roller, $\frac{3}{8}$ in. diam., coarse, with 652D and 1528D.....
1841	5823	Roller, $\frac{3}{8}$ in. diam., fine, with 652D and 1528D.....
1911	2015	Roller, $1\frac{1}{4}$ in. diam., coarse, with 386D and 1528D.....
1912	—	Roller, $1\frac{1}{4}$ in. diam., fine, with 386D and 1528D.....
24903	5842	Roller Arm for 24904 and 24905.....
16572	2015	" " " 16579 and 16580.....
16573	2015	" " " 16581 and 16582.....
19442	1310	" " " Bracket.....
19443	1310	" " " Position Collar with 456C.....
456C	1310	Roller Arm Bracket Position Collar Set Screw.....
987E	1310	Roller Arm Bracket Screw Stud.....
19444	1310	" " " Spring.....
19445	1310	" " " " Pin.....
19446	1310	" " " " Stud.....
24445	—	Roller Arm Bracket Spring Stud complete, Nos. 987E and 19444 to 19446.....
24904	—	Roller Presser complete, $\frac{1}{8}$ in. coarse roller, Nos. 24903 and 51801.....
24905	—	Roller Presser complete, $\frac{1}{8}$ in. fine roller, Nos. 24903 and 51802.....
16579	—	Roller Presser complete, $\frac{3}{8}$ in. coarse roller, Nos. 1868 and 16572.....
16580	—	Roller Presser complete, $\frac{3}{8}$ in. fine roller, Nos. 1841 and 16572.....
NOTE: No. 16580 is sent with this machine unless another Roller Presser is specified on order.		
16581	—	Roller Presser complete, $1\frac{1}{4}$ in. coarse roller, Nos. 1911 and 16573.....
16582	—	Roller Presser complete, $1\frac{1}{4}$ in. fine roller, Nos. 1912 and 16573.....
190D	782	Roller Presser Screw.....
388D	2015	" Screw for 51801 and 51802.....

NO.	PLATE	NAME
652b	5823	Roller Screw for 1841 and 1868.....
386D	5823	" " " 1911 and 1912.....
1550H	783	" " " Nut for 388.....
1528D	5823	" " " " 386 and 652.....
2996	771	Shuttle Bobbin.....
15140	2013	" " " Case Latch.....
2973	771	" " " " Lever.....
2974	771	" " " " " Fulcrum Pin.....
2975	771	Shuttle Bobbin Case Latch Spring.....
592E	782	" " " " Stop Screw.....
15141	—	Shuttle Bobbin Case Hinge, Nos. 2973, 2974 and 15140.....
7553	771	Shuttle Bobbin Case Position Finger.....
2523	771	" " " " " Rivet.....
24074	2013	Shuttle Bobbin Case complete, Nos. 591F, 592E, 2523, 2975, 7553, 15098 and 15141.....
12393	771	Shuttle Body.....
591F	782	" Tension Regulating Screw.....
15098	771	" " " Spring.....
19292	771	Shuttle, $1\frac{1}{4}$ in. diam., Nos. 2996, 12393 and 24074.....
*12394	—	Shuttle Driver.....
12444	771	" " " 12394 with two 1266C.....
2049	773	" " " Pin.....
1266C	5806	" " " Set Screw.....
2531	767	" Race Back.....
2532	772	" " " Position Pin.....
2533	767	" " " Spring.....
907D	782	" " " " Screw.....
19270	—	" " " Body.....
16584	1360	" " " Cap.....
662D	782	" " " " Screw.....
24356	1360	Shuttle Race complete, Nos. 907D, 2531, 2533, 16584, 19270 and two each 662D and 2532.....
145D	782	Shuttle Race Screw.....
12431	—	" " " Slide.....
24810	—	Shuttle Race Slide complete, Nos. 4307, 12431 and two 1208J.....
4307	772	Shuttle Race Slide Spring.....
1208J	5822	" " " " " Screw.....
2102	5806	Tension Disc.....
1560C	783	" Regulating Thumb Nut.....
32572	5806	" Releasing Disc.....
43944	5806	" " " Lever.....
12398	773	" " " " Hinge Pin.....

NO.	PLATE	NAME
12329	772	Tension Releasing Lever Spring.....
32574	5806	" " Pin.....
50327c	5806	" Screw Stud.....
44141	—	" " " 50327c with 1560c....
43945	5806	" Spring.....
12149	2014	" Thread Guard.....
44118	—	Tension complete, Nos. 7336, 32572, 32574, 43945, 43946, 44141 and two 2102.....
52454	5842	Thread Retainer.....
460c	783	" " Set Screw.....
12404	770	" Take-up Crank.....
3094	773	" " " Wedge.....
690c	782	" " " " Screw.....
12408	770	" " " Lever.....
775E	782	" " " Cap Screw.....
12166	773	" " " Hinge Pin.....
12409	770	" " " Link.....
11204	770	" " " " Hinge Pin....
435c	5806	" " " " " " Set Screw.....
12410	—	Thread Take-up Lever complete, Nos. 12166, 12408 and 12409.....
43946	5806	Thread Take-up Spring.....
7336	772	" " " Regulator.....
443c	783	" " " " Set Screw
62672	—	Throat Plate Body for 24339 and 24369..
16599	1338	" " Cutting Bar, for $\frac{5}{16}$ in. to $\frac{1}{2}$ in. gauge.....

NOTE: When ordering No. 16599 state required distance of trimmed edge from seam.


NOTE: No. 16599,  $\frac{3}{4}$  in. gauge, is sent with this machine unless another gauge is specified on order.

238D	1318	Throat Plate Cutting Bar Screw.....
2328	1338	" " Spring Slide for 24339.....
2329	1338	" " " " " 24369.....
2330	1338	" " " " Spring.....
4363	1338	" " " " Stop.....
725D	1338	" " " " " " Screw
24339	1269	Throat Plate complete for 2258 and 15022, Nos. 725D, 2328, 2330, 4363, 16599, 62672 and two 238D.....

NOTE: No. 24339,  $\frac{5}{16}$  in. gauge, is sent with this machine unless another Throat Plate is specified on order.

NO.	PLATE	NAME
24369	1269	Throat Plate complete for 2258 and 15022, for 19174, for 43939, Nos. 725D, 2329, 2330, 4363, 16599, 62672 and two 238D
NOTE: When ordering No. 24339 or 24369 state required distance of trimmed edge from seam.		
691E	782	Throat Plate Screw.....
43939	—	Wheel Feed complete, Nos. 324D, 2263, 2265, 2270, 5570, 19266, 19302, 20006, 24339 or 24369 and 24810.....
NOTE: When ordering No. 43939 state required distance of trimmed edge from seam.		
20291	2049	Drip Pan with four 1 in. wire nails, for power table.....

**LIST OF PARTS COMPLETE  
FOR**



**MACHINE No. 31-40**

FOR STITCHING SHOES, SANDAL SLIPPERS, ETC., AND AT THE SAME TIME UNDERTRIMMING THE LININGS. HAS SUSPENDED OBLIQUE UNDER EDGETRIMMER WITH KNIFE DIS-ENGAGING DEVICE OPERATED BY THE KNEE OR FOOT LIFTER, ADJUSTABLE PROTECTING GUIDE FOR THE EDGE OF UPPER PIECE, DROP FEED.

NO.	PLATE	NAME
*20436	—	Arm with 11104.....
8582	773	" Dowel Pin.....
12453	773	" Oil Tube for intermediate bearing...
12454	773	" " " with 29599, for oiling 12409

**PARTS FOR MACHINE NO. 31-40**

NO.	PLATE	NAME
11119	773	Arm Oil Tube with 29599, for oiling 12408 and 24241.....
24131	2014	Arm Oil Tube with 29599, for oiling 12197
29599	2014	" " " Packing (felt).....
748E	782	" Screw (back).....
854E	783	" " (front).....
12427	766	" Shaft.....
*11104	—	" " Bushing (front).....
12357	767	" " Flanged Bushing (back)....
448c	783	" " " " " Set Screw.....
144D	782	Arm Shaft Screw.....
12193	2004	" Side Cover.....
286D	783	" " " Thumb Screw.....
12403	772	" Spool Pin and Thread Eyelet.....
11241	2003	" " " Washer.....
12358	2000	Balance Wheel (power) light rim, 2 3/8 in. pulley, with two 448c.....
4370	2000	Balance Wheel (stand) heavy rim, 2 1/4 in. pulley, with two 448c.....
2135	2000	Balance Wheel (stand) heavy rim, 2 1/4 in. pulley, for 3022.....
2862	—	Balance Wheel (stand) heavy rim, 2 1/8 in. pulley, for 3022.....
448c	783	Balance Wheel Set Screw.....
*12360	—	Bed.....
256D	2003	Clamp Stop Motion Clamp Screw.....
248F	2011	" " " " Stop Screw....
2020	2003	" " " " Washer.....
*3023	—	" " " Flanged Bushing....
4933	2003	" " " " " 3023 with two 462c.....
2022	773	Clamp Stop Motion Flanged Bushing Pin
462c	773	" " " " " Set Screw.....
3022D	—	Clamp Stop Motion complete, Nos. 248F, 256D, 2020 and 4933.....
20197	2001	Crank Connecting Rod with 20198 and two 896E.....
*20198	—	Crank Connecting Rod Cap.....
896E	773	" " " " Screw.....
908c	773	" " " " Hinge Screw.....
1619E	773	" " " " " Nut
16558	—	Face Plate.....
16559	5735	Face Plate complete, Nos. 2827, 12150 and 16558.....
217D	5843	Face Plate Screw.....

NO.	PLATE	NAME
*44181	---	Face Plate Thread Guard (lower).....
12150	773	" " " " " 44181 with 12152.....
12152	773	Face Plate Thread Guard (lower) Rivet..
2827	773	" " " " (upper) with 8505
8505	773	" " " " " Rivet....
12368	767	Feed Bar.....
313c	783	" " Screw Centre.....
56813	---	" " " " 313c with 1519j...
1519j	783	" " " " Nut.....
12197	2001	" Cam and Feed Lifting Eccentric with 446c.....
446c	783	Feed Cam and Feed Lifting Eccentric Set Screw.....
3033	770	Feed Connecting Link.....
375c	782	" " " " Hinge Screw.....
1518E	783	" " " " " Nut.
16560	1318	" Dog, 10 teeth (16 teeth to the inch)
NOTE: No. 16560 is sent with this machine unless another Feed Dog is specified on order.		
24392	1338	Feed Dog, 8 teeth (12 teeth to the inch)...
24230	1318	" " 9 teeth (16 teeth to the inch)...
208E	782	" " Screw.....
12123	2002	" Forked Connection.....
375c	782	" " " " Hinge Screw....
1518E	783	" " " " " Nut
12374	766	" Lifting Rock Shaft.....
20001	---	Feed Lifting Rock Shaft complete, Nos. 12374, 12376 and 16556.....
16556	2009	Feed Lifting Rock Shaft Crank (back) with 462c.....
2049	773	Feed Lifting Rock Shaft Crank (back) Pin.....
462c	773	Feed Lifting Rock Shaft Crank (back) Set Screw.....
12376	770	Feed Lifting Rock Shaft Crank (front) with 157j and 1813.....
157j	782	Feed Lifting Rock Shaft Crank (front) Clamping Screw.....
1813	783	Feed Lifting Rock Shaft Crank (front) Roller and Stud.....
43976	5821	Feed Lifting Rock Shaft Crank Connect- ing Rod with 43977 and two 966E.....
*43977	---	Feed Lifting Rock Shaft Crank Connect- ing Rod Cap.....

NO.	PLATE	NAME
966E	5806	Feed Lifting Rock Shaft Crank Connect- ing Rod Cap Screw.....
375c	782	Feed Lifting Rock Shaft Crank Connect- ing Rod Hinge Screw.....
1518E	783	Feed Lifting Rock Shaft Crank Connect- ing Rod Hinge Screw Nut.....
307c	783	Feed Lifting Rock Shaft Screw Centre...
56814	---	" " " " " 307c with 1513j.....
1513j	783	Feed Lifting Rock Shaft Screw Centre Nut
3039	768	" Regulator.....
1128E	2009	" " Hinge Screw.....
818D	783	" " Thumb Screw.....
12379	766	" Rock Shaft.....
20333	---	Feed Rock Shaft complete, Nos. 12379 and 29633.....
29633	5736	Feed Rock Shaft Crank with 157j.....
157j	782	" " " " Clamping Screw
307c	783	" " " " Screw Centre.....
56814	---	" " " " " 307c with 1513j.....
1513j	783	Feed Rock Shaft Screw Centre Nut.....
24556	5759	Guide Bracket.....
62577	5828	" Finger.....
24576	5759	" " Holder.....
1117D	5759	" " " Adjusting Screw....
578F	5759	" " " Screw.....
24557	5759	" " " Slide with 26550....
24361	5759	" " " " Friction Spring
1051D	5759	" " " " Screw.....
219F	5759	" " " Screw.....
24558	5759	" " " Shank with 2974.....
24559	5759	" " " Cap.....
220D	5759	" " " " Screw.....
24591	5759	" " " Spring.....
2974	5759	" " " Stop Pin....
26550	5759	" " " " Stud...
24231	5758	" Holder.....
453c	5758	" " Set Screw.....
24560	5759	" Slide with 24561 and two 9558....
24561	5759	" " Block.....
9558	5759	" " " Rivet.....
24562	5759	" " Friction Spring.....
244F	5759	" " " " Screw.....
24563	5759	" " Latch.....
24237	5759	" " " Cap with 26550.....
50169D	5822	" " " " Screw.....



NO.	PLATE	NAME
2975	5759	Guide Slide Latch Spring.....
26550	5759	" " " " Stop Stud.....
1075E	5759	" " Regulating Screw Stud.....
24564	5759	" " " " Bracket with 1075E.....
1536D	5759	Guide Slide Regulating Thumb Nut.....
24565	5759	" " Spring.....
1074E	5759	" " " " Stop Stud.....
24566	5758	Guide (suspended) adjustable, complete, Nos. 219F, 244F, 578F, 1051D, 1074E, 1117D, 1536D, 2975, 24237, 24361, 24556 to 24560, 24562 to 24565, 24576, 24591, 62577 and two each 220D and 50169D..
190D	5758	Guide Screw.....
62530	5828	Knife (narrow) end and side cut (shearing) for 24244.....
NOTE: Five No. 62530 are sent with this machine unless other Knives are specified on order.		
24446	5828	Knife, end and side cut, $\frac{3}{8}$ in. cutting edge, for 24244.....
24315	1321	Knife (medium) end and side cut, for 24331.....
24316	1321	Knife (wide) end and side cut, for 24331
19297	5738	" Bar with 2301.....
24434	5820	" " Crank with 191C.....
1165C	1366	" " " Coupling Pin.....
24136	1317	" " " " Disengag- ing Lever.....
106D	1317	Knife Bar Crank Coupling Pin Disengag- ing Lever Screw.....
1564D	1317	Knife Bar Crank Coupling Pin Head.....
2297	1317	" " " " Spring...
2022	773	" " " Pin.....
191C	1366	" " " Set Screw.....
24435	—	Knife Bar Crank complete, Nos. 106D, 1165C, 1564D, 2297, 24136 and 24434...
16563	5738	Knife Bar Driving Crank (forked).....
16564	5738	" " " Bracket.....
24436	—	Knife Bar Driving Crank Bracket com- plete, Nos. 2022, 16563, 16564 and 24435
647C	774	Knife Bar Driving Crank Bracket Screw.
24122	1317	" " Lifting Spring.....
24123	1317	" " " Case.....
24124	1317	" " " Guide.....
*24906	—	" " " " 24124 with 2523 and 24125.....

NO.	PLATE	NAME
24125	1317	Knife Bar Lifting Spring Guide Bracket
621D	1317	" " " " " "
2523	1317	Screw.....
2301	1317	Knife Bar Lifting Spring Guide Pin.....
24139	—	" " Stop Pin.....
24140	1317	Knife Bar complete, Nos. 621D, 19297, 24144, 24906 and two 335A.....
24141	1317	Knife Holder.....
24142	1317	" " Body with 442C.....
14026	1317	" " Handle.....
14026	1317	" " " Rivet.....
14026	1317	" " Hinge Pin.....
335H	1317	" " Screw.....
24143	1317	" " Spring.....
442C	1366	" " Stop Screw.....
24144	—	Knife Holder complete, Nos. 2291, 24140 to 24143 and two each 223F and 14026
223F	1317	Knife Screw.....
2291	1317	" " Washer.....
24145	5757	Needle Bar (hollow) with 620F, 1072R and 24130.....
12382	770	Needle Bar Connecting Link with 794E...
794E	782	" " " " Adjusting Screw.....
*12383	—	Needle Bar Connecting Stud.....
12384	770	Needle Bar Connecting Stud complete, Nos. 453C, 1904 and 12383.....
1904	770	Needle Bar Connecting Stud Roller (roller only).....
453C	783	Needle Bar Connecting Stud Set Screw...
24241	5738	" " Crank (eccentric) with 448C and 743C.....
743C	1317	Needle Bar Crank Position Screw.....
448C	783	" " " Set Screw.....
24130	1317	" " Thread Guard.....
620F	782	" " " " Set Screw.....
1072F	1317	" " Set Screw.....
44004	2565	Oil Cup.....
44005	2565	" " Extension with 24075.....
24075	2565	" " " Post.....
44006	2565	" " Packing (felt).....
44007	2565	Oil Cup complete, Nos. 44004 to 44006...
24104	2001	Oscillating Rock Shaft.....
24105	—	Oscillating Rock Shaft complete, Nos. 4784, 12388 and 24104.....
12388	767	Oscillating Rock Shaft Hinge Pin.....



NO.	PLATE	NAME
878J	783	Oscillating Rock Shaft Hinge Pin Oil Hole Stop Screw
12459	773	Oscillating Rock Shaft Hinge Pin Oil Hole Stop Screw Washer (leather)
448c	783	Oscillating Rock Shaft Hinge Pin Set Screw
4784	1353	" " " Oil Pad
12389	766	" " " Shaft
19496	—	" " " Crank for 19447
44134	—	" " " " 44135
19447	2011	Oscillating Shaft Crank complete, Nos. 457c, 1518E, 19449 and 19496
44135	5806	Oscillating Shaft Crank complete, Nos. 1518E, 19449, 44134 and two 453c
2049	773	Oscillating Shaft Crank Pin
457c	783	" " " Set Screw for 19447
453c	783	" " " " " 44135
19448	2011	" " " Slide Block
229D	782	" " " " " Cap Screw
12424	773	Oscillating Shaft Crank Slide Block Cap Screw Washer
988c	2011	Oscillating Shaft Crank Slide Block Screw Stud
1518E	783	Oscillating Shaft Crank Slide Block Screw Stud Nut
19449	2011	Oscillating Shaft Crank Slide Block complete, Nos. 229D, 988c, 12424 and 19448
19441	2004	Presser Bar (hollow)
19464	—	Presser Bar complete, Nos. 190D, 19441 to 19443 and 24445
12326	770	Presser Bar Guide Bracket with 453c
453c	783	" " " " Set Screw
2062	771	" " " Lifter
689c	782	" " " " Screw
1520E	783	" " " " Nut
12327	770	" " " Lifting and Releasing Lever Bracket
11167	767	Presser Bar Spring (light) .051 wire
NOTE: No. 11167 is sent with this machine unless another Spring is specified on order.		
12139	2004	Presser Bar Spring (medium) .055 wire
2002B	2004	" " " (heavy) .063 wire
11170	771	" " " Washer
688J	783	Pressure Regulating Thumb Screw
51801	5842	Roller, $\frac{3}{8}$ in. diam., coarse, with 388D and 1550H

NO.	PLATE	NAME
51802	—	Roller, $\frac{3}{8}$ in. diam., fine, with 388D and 1550H
1868	5842	Roller, $\frac{3}{8}$ in. diam., coarse, with 652D and 1528D
1841	5823	Roller, $\frac{7}{8}$ in. diam., fine, with 652D and 1528D
1911	2015	Roller, $1\frac{1}{4}$ in. diam., coarse, with 386D and 1528D
1912	—	Roller, $1\frac{1}{4}$ in. diam., fine, with 386D and 1528D
1987	5823	Roller, $1\frac{1}{4}$ in. diam., coarse, with 386D and 1528D
24903	5842	Roller Arm for 24904 and 24905
16572	2015	" " " 16579 and 16580
16573	2015	" " " 16581, 16582 and 62649
19442	1310	" " " Bracket
19443	1310	" " " Position Collar with 456c
456c	1310	Roller Arm Bracket Position Collar Set Screw
987E	1310	Roller Arm Bracket Screw Stud
19444	1310	" " " Spring
19445	1310	" " " " Pin
19446	1310	" " " " Stud
24445	—	Roller Arm Bracket Spring Stud complete, Nos. 987E and 19444 to 19446
24904	—	Roller Presser complete, $\frac{1}{8}$ in. coarse roller, Nos. 24903 and 51801
24905	—	Roller Presser complete, $\frac{1}{8}$ in. fine roller, Nos. 24903 and 51802
16579	—	Roller Presser complete, $\frac{3}{8}$ in. coarse roller, Nos. 1868 and 16572
16580	—	Roller Presser complete, $\frac{3}{8}$ in. fine roller, Nos. 1841 and 16572
NOTE: No. 16580 is sent with this machine unless another Roller Presser is specified on order.		
16581	—	Roller Presser complete, $1\frac{1}{4}$ in. coarse roller, Nos. 1911 and 16573
16582	—	Roller Presser complete, $1\frac{1}{4}$ in. fine roller, Nos. 1912 and 16573
62649	—	Roller Presser complete, $1\frac{1}{4}$ in. coarse roller, Nos. 1987 and 16573
190D	782	Roller Presser Screw
388D	2015	" " " Screw for 51801 and 51802
652D	5823	" " " 1841 and 1868
386D	5823	" " " 1911, 1912 and 1987

NO.	PLATE	NAME
1550H	783	Roller Screw Nut for 388.....
1528D	5823	" " " " 386, 652 and 1987..
2996	771	Shuttle Bobbin.....
15140	2013	" " Case Latch.....
2973	771	" " " " Lever.....
2974	771	" " " " " Fulerum Pin.....
2975	771	Shuttle Bobbin Case Latch Spring.....
592E	782	" " " " Stop Screw...
15141	—	Shuttle Bobbin Case Hinge, Nos. 2973, 2974 and 15140.....
7553	771	Shuttle Bobbin Case Position Finger.....
2523	771	" " " " " Rivet
24412	1361	" " " " " Plate.....
391D	1366	" " " " " Screw
24074	2013	Shuttle Bobbin Case complete, Nos. 591E, 592E, 2523, 2975, 7553, 15098 and 15141
12393	771	Shuttle Body.....
591F	782	" Tension Regulating Screw.....
15098	771	" " Spring.....
19292	771	Shuttle, 1 $\frac{1}{4}$ in. diam., Nos. 2996, 12393 and 24074.....
*12394	—	Shuttle Driver.....
12444	771	" " 12394 with two 1266C.....
2049	773	" " Pin.....
1266C	5806	" " Set Screw.....
2531	767	" Race Back.....
2532	772	" " Position Pin.....
2533	782	" " " Spring.....
907D	782	" " " Screw.....
62531	—	" " Body.....
62612	—	" " " 62531 with 62532 and two 1053D.....
62532	5849	Shuttle Race Cap.....
1053D	2006	" " " Screw.....
62533	5849	Shuttle Race complete, Nos. 907D, 2531, 2533, 24412, 62612 and two each 391D and 2532.....
145D	782	Shuttle Race Screw.....
12431	—	" " Slide.....
12432	2004	Shuttle Race Slide complete, Nos. 4307, 12431 and two 725E.....
4307	772	Shuttle Race Slide Spring.....
725E	1318	" " " " Screw.....
2921	771	Tension Disc.....
1560C	783	" Regulating Thumb Nut.....
20037	2009	" Releaser.....

NO.	PLATE	NAME
12397	772	Tension Releasing Lever.....
12398	773	" " " Hinge Pin.....
12329	772	" " " Spring.....
413C	783	" Screw Stud.....
33892	—	" " " 413C with 1560C.....
2923	771	" Spring.....
12149	2014	" Thread Guard.....
44147	—	Tension complete, Nos. 2923, 7336, 8511, 20037, 33892 and two 2921.....
52454	5842	Thread Retainer.....
460C	783	" " Set Screw.....
12404	770	" Take-up Crank.....
3094	773	" " " Wedge.....
690E	782	" " " " Screw.....
12408	770	" " " Lever.....
775E	782	" " " Cap Screw.....
12166	773	" " " Hinge Pin.....
12409	770	" " " Link.....
11204	770	" " " " Hinge Pin.....
435C	5806	" " " " " " Set Screw.....
12410	—	Thread Take-up Lever complete, Nos. 12166, 12408 and 12409.....
8511	773	Thread Take-up Spring.....
7336	772	" " " Regulator.....
448C	783	" " " " Set Screw
24149	—	Throat Plate Body for 24244.....
24720	—	" " " " 24331.....
24329	1345	" " Cutting Bar, for $\frac{3}{16}$ in. to $\frac{1}{2}$ in. gauge, for 24331.....
NOTE: No. 24329, $\frac{3}{16}$ in. gauge, is sent with this machine unless another gauge is specified on order.		
24242	1318	Throat Plate Cutting Bar, for $\frac{3}{16}$ in. to $\frac{1}{2}$ in. gauge, for 24244.....
NOTE: When ordering No. 24242 or 24329 state required distance of trimmed edge from seam.		
238D	1318	Throat Plate Cutting Bar Screw.....
24243	1318	" " Spring Slide for 24244.....
24330	1345	" " " " 24331.....
2330	1338	" " " " Spring.....
4363	1338	" " " " " Stop.....
725D	1338	" " " " " Screw

NO.	PLATE	NAME
24331	1345	Throat Plate complete for 16560 and 24392, to trim back of needle, for heavy work, Nos. 725d, 2330, 4363, 24329, 24330, 24720 and two 238d.

Note: No. 24331,  $\frac{3}{16}$  in. gauge, is sent with this machine unless another gauge is specified on order.

24244	1318	Throat Plate complete for 24230, to trim back of needle, for strap sandals, Nos. 725d, 2330, 4363, 24149, 24242, 24243 and two 238d.
-------	------	--

Note: When ordering Nos. 24244 or 24331 state required distance of trimmed edge from seam.

957f	1318	Throat Plate Screw.
44212	5844	Drip Pan with four 1 in. wire nails, for power table.

## LIST OF PARTS COMPLETE FOR MACHINE No. 31-41

DIFFERS FROM NO. 31-40 ONLY IN HAVING WHEEL  
FEED

NO.	PLATE	NAME
*20486	---	Arm with 11104.
8582	773	" Dowel Pin.
12453	773	" Oil Tube for intermediate bearing.
12454	773	" " " with 29599, for oiling 12409
11119	773	" " " " " " 12408 and 24241.
24131	2014	Arm Oil Tube with 29599, for oiling 5570
29599	2014	" " " Packing (felt).
748E	782	" Screw (back).
854E	783	" " (front).
12427	766	" Shaft.
*11104	---	" " Bushing (front).
12357	767	" " Flanged Bushing (back).
448c	783	" " " " " Set Screw.
144d	782	Arm Shaft Screw.
12193	2004	" Side Cover.
286d	783	" " " Thumb Screw.
12403	772	" Spool Pin and Thread Eyelet.
11241	2003	" " " Washer (cloth).
12338	2000	Balance Wheel (power) light rim, $2\frac{3}{8}$ in. pulley, with two 448c.
4370	2000	Balance Wheel (stand) heavy rim, $2\frac{1}{4}$ in. pulley, with two 448c.
2135	2000	Balance Wheel (stand) heavy rim, $2\frac{1}{4}$ in. pulley, for 3022.
2862	---	Balance Wheel (stand) heavy rim, $2\frac{7}{8}$ in. pulley, for 3022.
448c	783	Balance Wheel Set Screw.
*12360	---	Bed.
256d	2003	Clamp Stop Motion Clamp Screw.
248F	2011	" " " " Stop Screw.
2020	2003	" " " " Washer.
*3023	---	" " " Flanged Bushing.
4933	2003	" " " " " 3023 with two 462c.

NO.	PLATE	NAME
2022	773	Clamp Stop Motion Flanged Bushing Pin
462c	773	" " " " " " Set
		Screw.....
3022b	—	Clamp Stop Motion complete, Nos. 248F, 256b, 2020 and 4933.....
20197	2001	Crank Connecting Rod with 20198 and two 896g.....
*20198	—	Crank Connecting Rod Cap.....
896g	773	" " " " " " Screw.....
908c	773	" " " " " " Hinge Screw.....
1619E	773	" " " " " " Nut.....
16558	—	Face Plate.....
16559	5735	Face Plate complete, Nos. 2827, 12150 and 16558.....
217D	5843	Face Plate Screw.....
*44181	—	" " Thread Guard (lower).....
12150	773	" " " " " " 44181 with 12152.....
12152	773	Face Plate Thread Guard (lower) Rivet..
2827	773	" " " " " " (upper) with 8505.....
8505	773	Face Plate Thread Guard (upper) Rivet
3033	770	Feed Connecting Link.....
375c	782	" " " " " " Hinge Screw.....
1518E	783	" " " " " " Nut.....
5570	2002	" Eccentric with 446c.....
446c	783	" " " " " " Set Screw.....
12429	2002	" Forked Connection.....
375c	782	" " " " " " Hinge Screw.....
1518E	783	" " " " " " Nut.....
3039	768	" Regulator.....
1128E	2009	" " " " " " Hinge Screw.....
818D	783	" " " " " " Thumb Screw.....
12379	766	" Rock Shaft.....
20383	—	Feed Rock Shaft complete, Nos. 12379 and 29633.....
29633	5736	Feed Rock Shaft Crank with 157J.....
157J	782	" " " " " " Clamping Screw
307c	783	" " " " " " Screw Centre.....
56814	—	" " " " " " 307c with 1513J.....
1513J	783	Feed Rock Shaft Screw Centre Nut.....
2258	2003	" Wheel.....
NOTE: No. 2258 is sent with this machine unless another Feed Wheel is specified on order.		
15022	2003	Feed Wheel 2258, coarse teeth.....

NO.	PLATE	NAME
2263	2002	Feed Wheel Driver with 2266.....
19266	2002	" " " " Link.....
324D	2008	" " " " " " Screw.....
313c	783	" " " " " " Centre... ..
56813	—	" " " " " " " " 313c with 1519J.....
1519J	783	Feed Wheel Driver Link Screw Centre Nut
2265	2008	" " " " " " Spring.....
2266	2008	" " " " " " Hook.....
19267	2000	" " " " " " Frame with 453C.....
19302	—	Feed Wheel Frame complete, Nos. 119c, 151c, 183c, 183F, 240D, 1528D, 2252, 2251 to 2256, 2258, 3114 and 19267.....
119c	2008	Feed Wheel Frame Adjusting Screw.....
1528D	2008	" " " " " " Nut.....
453c	783	" " " " " " Set Screw.....
20006	2000	" " " " " " Shaft.....
307c	783	" " " " " " Screw Centre... ..
56814	—	" " " " " " " " 307c with 1513J.....
1513J	783	Feed Wheel Frame Shaft Screw Centre Nut
2270	2008	" " " " " " Steady Spring.....
3114	2008	" " " " " " Friction Plate (back).....
151c	2008	" " " " " " " " Screw... ..
2252	2008	" " " " " " " " (front).....
183c	2008	" " " " " " " " Screw... ..
2254	2008	" " " " " " " " Retaining Clutch.....
2255	2008	" " " " " " " " Cap.....
183F	2008	" " " " " " " " Screw... ..
2256	2008	" " " " " " " " Spring.....
240D	782	" " " " " " " " Screw.....
24556	5759	Guide Bracket.....
62377	5828	" " " " " " Finger.....
24576	5759	" " " " " " Holder.....
1117D	5759	" " " " " " Adjusting Screw... ..
578F	5759	" " " " " " " " Screw.....
24557	5759	" " " " " " " " Slide with 26550... ..
24361	5759	" " " " " " " " Friction Spring.....
1051D	5759	" " " " " " " " Screw.....
219F	5759	" " " " " " " " Screw.....
24558	5759	" " " " " " " " Shank with 2974.....
24559	5759	" " " " " " " " Cap.....
220D	5759	" " " " " " " " Screw.....
24591	5759	" " " " " " " " Spring.....
2974	5759	" " " " " " " " Stop Pin.....
26550	5759	" " " " " " " " Stud... ..
24231	5758	" " " " " " " " Holder.....



NO.	PLATE	NAME
44005	2505	Oil Cup Extension with 24075 .....
24075	2565	" " " Post .....
44006	2565	" " Packing (felt) .....
44007	2565	Oil Cup complete, Nos. 44004 to 44006...
24104	2001	Oscillating Rock Shaft .....
24105	—	Oscillating Rock Shaft complete, Nos. 4784, 12388 and 24104 .....
12388	767	Oscillating Rock Shaft Hinge Pin .....
878j	783	" " " " Oil Hole Stop Screw .....
12459	773	Oscillating Rock Shaft Hinge Pin Oil Hole Stop Screw Washer (leather) .....
448c	783	Oscillating Rock Shaft Hinge Pin Set Screw
4784	1353	" " " Oil Pad .....
12389	766	" Shaft .....
19496	—	" " Crank for 19447 .....
44134	—	" " " " 44135 .....
19447	2011	Oscillating Shaft Crank complete, Nos. 457c, 1518e, 19449 and 19496 .....
44135	5806	Oscillating Shaft Crank complete, Nos. 1518e, 19449, 44134 and two 453c .....
2049	773	Oscillating Shaft Crank Pin .....
457c	783	" " " Set Screw for 19447
453c	783	" " " " 44135
19448	2011	" " " Slide Block .....
229d	782	" " " " Cap Screw .....
12424	773	Oscillating Shaft Crank Slide Block Cap Screw Washer .....
988c	2011	Oscillating Shaft Crank Slide Block Screw Stud .....
1518e	783	Oscillating Shaft Crank Slide Block Screw Stud Nut .....
19449	2011	Oscillating Shaft Crank Slide Block com- plete, Nos. 229d, 988c, 12424 and 19448
19441	2004	Presser Bar (hollow) .....
19464	—	Presser Bar complete, Nos. 190d, 19441 to 19443 and 24445 .....
12326	770	Presser Bar Guide Bracket with 453c .....
453c	783	" " " " Set Screw .....
2062	771	" " Lifter .....
689c	782	" " " Screw .....
1520e	783	" " " Nut .....
12327	770	" " Lifting and Releasing Lever Bracket .....

NO.	PLATE	NAME
11167	767	Presser Bar Spring (light) .051 wire .....
NOTE: No. 11167 is sent with this machine unless another Spring is specified on order.		
12139	2004	Presser Bar Spring (medium) .055 wire ..
20023	2004	" " " (heavy) .063 wire .....
11170	771	" " " Washer .....
688j	783	Pressure Regulating Thumb Screw .....
51801	5842	Roller, $\frac{1}{8}$ in. diam., coarse, with 388d and 1550h .....
51802	—	Roller, $\frac{1}{8}$ in. diam., fine, with 388d and 1550h .....
1868	5842	Roller, $\frac{1}{8}$ in. diam., coarse, with 652d and 1528d .....
1841	5823	Roller, $\frac{1}{8}$ in. diam., fine, with 652d and 1528d .....
1911	2015	Roller, $1\frac{1}{4}$ in. diam., coarse, with 386d and 1528d .....
1912	—	Roller, $1\frac{1}{4}$ in. diam., fine, with 386d and 1528d .....
24903	5842	Roller Arm for 24904 and 24905 .....
16572	2015	" " " 16579 and 16580 .....
16573	2015	" " " 16581 and 16582 .....
19442	1310	" " Bracket .....
19443	1310	" " " Position Collar with 456c .....
456c	1310	Roller Arm Bracket Position Collar Set Screw .....
987e	1310	Roller Arm Bracket Screw Stud .....
19444	1310	" " " Spring .....
19445	1310	" " " " Pin .....
19446	1310	" " " " Stud .....
24445	—	Roller Arm Bracket Spring Stud complete, Nos. 987e and 19444 to 19446 .....
24904	—	Roller Presser complete, $\frac{1}{8}$ in. coarse roller, Nos. 24903 and 51801 .....
24905	—	Roller Presser complete, $\frac{1}{8}$ in. fine roller, Nos. 24903 and 51802 .....
16579	—	Roller Presser complete, $\frac{1}{8}$ in. coarse roller, Nos. 1868 and 16572 .....
16580	—	Roller Presser complete, $\frac{1}{8}$ in. fine roller, Nos. 1841 and 16572 .....
NOTE: No. 16580 is sent with this machine unless another Roller Presser is specified on order.		
16581	—	Roller Presser complete, $1\frac{1}{4}$ in. coarse roller, Nos. 1911 and 16573 .....



NO.	PLATE	NAME
16582	---	Roller Presser complete, 1 1/4 in. fine roller, Nos. 1912 and 16573
190D	782	Roller Presser Screw
388D	2015	" Screw for 51801 and 51802
652D	5823	" " " 1841 and 1868
386D	5823	" " " 1911 and 1912
1550B	783	" " " Nut for 388
1528D	5823	" " " 386 and 652
2996	771	Shuttle Bobbin
15140	2013	" " Case Latch
2973	771	" " " " Lever
2974	771	" " " " Fulerum Pin
2975	771	Shuttle Bobbin Case Latch Spring
592E	782	" " " " Stop Screw
15141	---	Shuttle Bobbin Case Hinge, Nos. 2973, 2974 and 15140
7553	771	Shuttle Bobbin Case Position Finger
2523	771	" " " " Rivet
24074	2013	Shuttle Bobbin Case complete, Nos. 591r, 592E, 2523, 2975, 7553, 15098 and 15141
12393	771	Shuttle Body
591r	782	" Tension Regulating Screw
15098	771	" " Spring
19292	771	Shuttle, 1 1/4 in. diam., Nos. 2996, 12393 and 24074
*12394	---	Shuttle Driver
12444	771	" " 12394 with two 1266c
2049	773	" " Pin
1266c	5806	" " Set Screw
2531	767	" Race Back
2532	772	" " " Position Pin
2533	767	" " " Spring
907D	782	" " " " Screw
19270	---	" " Body
5709	767	" " Cap
662D	782	" " " Screw
19269	2008	Shuttle Race complete, Nos. 907D, 2531, 2533, 5709, 19270 and two each 662D and 2532
145D	782	Shuttle Race Screw
12431	---	" " Slide
24810	---	Shuttle Race Slide complete, Nos. 4307, 12431 and two 1208J
4307	772	Shuttle Race Slide Spring
1208J	5822	" " " " Screw
2921	771	Tension Disc

NO.	PLATE	NAME
1560C	783	Tension Regulating Thumb Nut
20037	2009	" Releaser
12397	772	" Releasing Lever
12398	773	" " " Hinge Pin
12329	772	" " " Spring
413C	783	" Screw Stud
33892	---	" " " 413c with 1560c
2923	771	" Spring
12149	2014	" Thread Guard
44147	---	Tension complete, Nos. 2923, 7336, 8511, 20037, 33892 and two 2921
52454	5842	Thread Retainer
460C	783	" " Set Screw
12404	770	" Take-up Crank
3094	773	" " " Wedge
690E	782	" " " " Screw
12408	770	" " " Lever
775E	782	" " " Cap Screw
12166	773	" " " Hinge Pin
12409	770	" " " Link
11204	770	" " " " Hinge Pin
435C	5806	" " " " " " Set Screw
12410	---	Thread Take-up Lever complete, Nos. 12166, 12408 and 12409
8511	773	Thread Take-up Spring
7336	772	" " " Regulator
448C	783	" " " " Set Screw
24158	---	Throat Plate Body for 24300
24721	---	" " " " 24320 and 24332
24329	1345	" " Cutting Bar, for 3/16 in. to 1/4 in. gauge, for 24332
NOTE: No. 24329, 3/16 in. gauge, is sent with this machine unless another gauge is specified on order		
24242	1318	Throat Plate Cutting Bar, for 3/16 in. to 1/4 in. gauge, for 24300
24317	1345	Throat Plate Cutting Bar, for 3/16 in. to 1/4 in. gauge, for 24320
NOTE: When ordering Nos. 24242, 24317 or 24329, state required distance of trimmed edge from seam.		
233D	1318	Throat Plate Cutting Bar Screw
24243	1318	" " Spring Slide for 24300
24318	1345	" " " " " 24320
24330	1345	" " " " " 24332
2330	1338	" " " " Spring



NO.	PLATE	NAME
4363	1338	Throat Plate Spring Slide Spring Stop . . .
725D	1338	“ “ “ “ “ Screw
24332	1346	Throat Plate complete for 2258 and 15022, to trim back of needle, for heavy work, Nos. 725D, 2330, 4363, 24329, 24330, 24721 and two 238D . . . . .
NOTE: No. 24332, $\frac{5}{16}$ in. gauge, is sent with this machine unless another gauge is specified on order.		
24300	1322	Throat Plate complete for 2258 and 15022, to trim back of needle, for strap sandals, Nos. 725D, 2330, 4363, 24158, 24242, 24243 and two 238D . . . . .
24320	1322	Throat Plate complete for 2258 and 15022, to trim opposite needle, for men's shoe work, Nos. 725D, 2330, 4363, 24317, 24318, 24721 and two 238D . . . . .
NOTE: When ordering Nos. 24300, 24320 or 24332 state required distance of trimmed edge from seam.		
957F	1318	Throat Plate Screw . . . . .
20487	—	Wheel Feed complete, Nos. 324D, 2263, 2265, 2270, 5570, 19266, 19302, 20006, either 24300, 24320 or 24332 and 24810
20291	2049	Drip Pan with four 1 in. wire nails, for power table . . . . .

## LIST OF PARTS COMPLETE

FOR

## MACHINE No. 31-43

FOR BOOTS, SHOES AND OTHER WORK IN LIGHT AND  
MEDIUM WEIGHT LEATHER. HAS VERTICAL TRIM-  
MER, LONG BEAK SHUTTLE, CAM THREAD TAKE-UP  
AND WHEEL FEED.

NO.	PLATE	NAME
*43896	—	Arm with 2653, 20321 and 43898 . . . . .
8582	773	“ Dowel Pin . . . . .
12453	773	“ Oil Tube for intermediate bearing . . .
11119	773	“ “ “ with 29599, for oiling 43908
24131	2014	“ “ “ “ “ “ “ 5570.
29599	2014	“ “ “ Packing (felt) . . . . .
748E	782	“ Screw (back) . . . . .
854E	783	“ “ (front) . . . . .
43897	5814	“ Shaft . . . . .
*43898	—	“ “ Bushing (front) . . . . .
12357	767	“ “ Flanged Bushing (back) . . . . .
448c	783	“ “ “ “ “ “ Set Screw . . . . .
144D	782	Arm Shaft Screw . . . . .
12193	2004	“ Side Cover . . . . .
286D	783	“ “ “ Thumb Screw . . . . .
12403	772	“ Spool Pin and Thread Eyelet . . . . .
11241	2003	“ “ “ Washer (cloth) . . . . .
12358	2000	Balance Wheel (power) light rim, $2\frac{1}{8}$ in. pulley, with two 448c . . . . .
4370	2000	Balance Wheel (stand) heavy rim, $2\frac{1}{4}$ in. pulley, with two 448c . . . . .
2135	2000	Balance Wheel (stand) heavy rim, $2\frac{1}{4}$ in. pulley, for 3022 . . . . .
2862	—	Balance Wheel (stand) heavy rim, $2\frac{1}{8}$ in. pulley, for 3022 . . . . .
448c	783	Balance Wheel Set Screw . . . . .
*20211	—	Bed . . . . .
256D	2003	Clamp Stop Motion Clamp Screw . . . . .
248F	2011	“ “ “ “ Stop Screw . . . . .
2020	2003	“ “ “ “ Washer . . . . .
*3023	—	“ “ “ “ Flanged Bushing . . . . .
4933	2003	“ “ “ “ “ “ 3023 with two 462c . . . . .

NO.	PLATE	NAME
2022	773	Clamp Stop Motion Flanged Bushing Pin
482c	773	" " " " " Set Screw
3022d	—	Clamp Stop Motion complete, Nos. 248f, 256d, 2020 and 4933
20197	2001	Crank Connecting Rod with 20198 and two 896E
*20198	—	Crank Connecting Rod Cap
896E	773	" " " " " Screw
908c	773	" " " " " Hinge Screw
1619E	773	" " " " " Nut
43899	5816	Face Plate
43900	—	Face Plate complete, Nos. 233d, 448c, 460c, 468c, 2923, 20061 to 20063, 20214, 20228, 20231, 43899, 43901, 44157, 52379 and two 2102
195d	2010	Face Plate Screw
43901	5828	" " " " " Thread Guard (lower)
468c	5822	" " " " " Set Screw
20214	2010	" " " " " (upper)
233d	782	" " " " " Screw
3033	770	Feed Connecting Link
375c	782	" " " " " Hinge Screw
1518E	783	" " " " " Nut
5570	2002	" Eccentric with 446c
446c	783	" " " " " Set Screw
12429	2002	" Forked Connection
375c	782	" " " " " Hinge Screw
1518E	783	" " " " " Nut
3039	768	" Regulator
1128E	2009	" " " " " Hinge Screw
818d	783	" " " " " Thumb Screw
12379	766	" Rock Shaft
20333	—	Feed Rock Shaft complete, Nos. 12379 and 20633
29633	3736	Feed Rock Shaft Crank with 157j
157j	782	" " " " " Clamping Screw
307c	783	" " " " " Screw Centre
56814	—	" " " " " 307c with 1513r
1513r	783	Feed Rock Shaft Screw Centre Nut
2258	2003	" Wheel
NOTE: No. 2258 is sent with this machine unless another Feed Wheel is specified on order.		
15022	2003	Feed Wheel 2258, coarse teeth
2263	2002	" " " " " Driver with 2266

NO.	PLATE	NAME
19286	2002	Feed Wheel Driver Link
324d	2008	" " " " " Screw
313c	783	" " " " " Centre
56813	—	" " " " " " 313c with 1519r
1519r	783	Feed Wheel Driver Link Screw Centre Nut
2265	2008	" " " " " Spring
2266	2008	" " " " " Hook
43915	5816	" " " " " Frame with 453c
43916	—	Feed Wheel Frame complete, Nos. 151c, 153c, 183f, 240d, 2252, 2254 to 2256, 2258, 3114, 43915 and two each 800c and 1520r
800c	5843	Feed Wheel Frame Adjusting Screw
1520j	783	" " " " " Nut
453c	783	" " " " " Set Screw
20006	2000	" " " " " Shaft
307c	783	" " " " " Screw Centre
56814	—	" " " " " " 307c with 1513r
1513r	783	Feed Wheel Frame Shaft Screw Centre Nut
3114	2008	" " " " " Friction Plate (back)
151c	2008	" " " " " " Screw
2252	2008	" " " " " (front)
183c	2008	" " " " " " Screw
2254	2008	" " " " " Retaining Clutch
2255	2008	" " " " " Cap
183f	2008	" " " " " " Screw
2256	2008	" " " " " Spring
240d	782	" " " " " " Screw
24315	1321	Knife (medium) end and side cut, for 43911
NOTE: Five No. 24315 are sent with this machine unless other Knives are specified on order.		
24316	1321	Knife (wide) end and side cut, for 43911
24446	5828	" " end and side cut, $\frac{3}{4}$ in. cutting edge, for 43911
19297	5738	Knife Bar with 2301
43902	5816	" " Crank with 191c
50071c	5828	" " " " " Coupling Pin
1564d	1338	" " " " " " Head
2297	1338	" " " " " " Spring
2022	773	" " " " " Pin
191c	1366	" " " " " Set Screw
43903	—	Knife Bar Crank complete, Nos. 1564d, 2297, 43902 and 50071c
43904	5816	Knife Bar Driving Crank (forked)

NO.	PLATE	NAME
43905	5816	Knife Bar Driving Crank Bracket.....
43906	—	Knife Bar Driving Crank Bracket complete, Nos. 2022 and 43903 to 43905....
129D	5736	Knife Bar Driving Crank Bracket Screw.
24122	1317	" " Lifting Spring.....
24123	1317	" " " " Case.....
24124	1317	" " " " Guide.....
*24906	—	" " " " " 24124 with 2523 and 24125.....
24125	1317	Knife Bar Lifting Spring Guide Bracket.....
621D	1317	" " " " " " Screw
2523	1317	" " " " " " Pin.....
2301	1317	" " Stop Pin.....
24127	—	Knife Bar complete, Nos. 621D, 16567, 19297, 24126, 24906 and two 335H.....
16567	1321	Knife Holder with two 208D.....
24126	1321	" " Handle.....
208D	782	" " " " Screw.....
335H	1317	" " " " Screw.....
208D	782	" " " " Screw.....
16568	5841	Needle Bar with 620F, 1072F and 24391.....
20216	2010	" " Connecting Link with 794E....
794E	782	" " " " Adjusting Screw.....
1090C	2010	Needle Bar Connecting Link Hinge Screw.
*12383	—	" " " " Stud.....
12384	770	Needle Bar Connecting Stud complete, Nos. 453c, 1904 and 12383.....
1904	770	Needle Bar Connecting Stud Roller (roller only).....
453c	783	Needle Bar Connecting Stud Set Screw....
24391	1321	" " Thread Guard.....
620F	782	" " " " Set Screw.....
1072F	1317	" " Set Screw.....
24020	2009	Oil Cup.....
24021	2009	" " Extension.....
12486	—	" " Packing (felt).....
20261	2009	Oil Cup complete, Nos. 12486, 24020 and 24021.....
213F	2009	Oil Cup Screw.....
24104	2001	Oscillating Rock Shaft.....
24105	—	Oscillating Rock Shaft complete, Nos. 4784, 12388 and 24104.....
12388	767	Oscillating Rock Shaft Hinge Pin.....
878J	783	" " " " " Oil Hole Stop Screw.....

NO.	PLATE	NAME
12459	773	Oscillating Rock Shaft Hinge Pin Oil Hole Stop Screw Washer (leather).....
448c	783	Oscillating Rock Shaft Hinge Pin Set Screw
4784	1353	" " " " Oil Pad.....
21031	2020	" " Shaft.....
20295	—	" " Crank.....
20296	2047	Oscillating Shaft Crank complete, Nos. 457c, 1518e, 19449 and 20295.....
2049	773	Oscillating Shaft Crank Pin.....
457c	5806	" " " " Set Screw.....
19448	2011	" " " " Slide Block.....
229D	782	" " " " " Cap Screw.....
12424	773	Oscillating Shaft Crank Slide Block Cap Screw Washer.....
988c	2011	Oscillating Shaft Crank Slide Block Screw Stud.....
1518E	783	Oscillating Shaft Crank Slide Block Screw Stud Nut.....
19449	2011	Oscillating Shaft Crank Slide Block complete, Nos. 229D, 988c, 12424 and 19448.....
19441	2004	Presser Bar (hollow).....
19464	—	Presser Bar complete, Nos. 190D, 19441 to 19443 and 24445.....
20217	2010	Presser Bar Guide Bracket with 453c....
453c	783	" " " " Set Screw.....
2062	771	" " Lifter.....
689C	782	" " " " Screw.....
1520E	783	" " " " Nut.....
20218	2010	" " Lifting Bracket.....
11167	767	" " Spring (light) .051 wire.....
NOTE: No. 11167 is sent with this machine unless another Spring is specified on order.		
12139	2004	Presser Bar Spring (medium) .055 wire...
20023	2004	" " " (heavy) .063 wire....
11170	771	" " " Washer.....
688J	783	Pressure Regulating Thumb Screw.....
51801	5842	Roller, $\frac{5}{8}$ in. diam., coarse, with 388D and 1550H.....
51802	—	Roller, $\frac{5}{8}$ in. diam., fine, with 388D and 1550H.....
1868	5842	Roller, $\frac{1}{2}$ in. diam., coarse, with 652D and 1528D.....
1841	5823	Roller, $\frac{1}{8}$ in. diam., fine, with 652D and 1528D.....

NO.	PLATE	NAME
1911	2015	Roller, 1¼ in. diam., coarse, with 386D and 1528D
1912	—	Roller, 1¼ in. diam., fine, with 386D and 1528D
24903	5842	Roller Arm for 24904 and 24905
16572	2015	" " " 16579 and 16580
16573	2015	" " " 16581 and 16582
19442	1310	" " Bracket
19443	1310	" " " Position Collar with 456C
456C	1310	Roller Arm Bracket Position Collar Set Screw
987E	1310	Roller Arm Bracket Screw Stud
19444	1310	" " " Spring
19445	1310	" " " " Pin
19446	1310	" " " " Stud
24445	—	Roller Arm Bracket Spring Stud complete, Nos. 987E and 19444 to 19446
24904	—	Roller Presser complete, ⅜ in. coarse roller, Nos. 24903 and 51801
24905	—	Roller Presser complete, ⅜ in. fine roller, Nos. 24903 and 51802
16579	—	Roller Presser complete, ⅜ in. coarse roller, Nos. 1868 and 16572
16580	—	Roller Presser complete, ⅜ in. fine roller, Nos. 1841 and 16572
NOTE: No. 16580 is sent with this machine unless another Roller Presser is specified on order.		
16581	—	Roller Presser complete, 1¼ in. coarse roller, Nos. 1911 and 16573
16582	—	Roller Presser complete, 1¼ in. fine roller, Nos. 1912 and 16573
190D	782	Roller Presser Screw
388D	2015	" Screw for 51801 and 51802
652D	5823	" " " 1841 and 1868
386D	5823	" " " 1911 and 1912
1550H	783	" " Nut for 388
1528D	5823	" " " 386 and 652
24051	2013	Shuttle Bobbin
20499	2047	" " Retaining Spring
*20297	—	" Body with 1142E, 20499, 20500 and 44213
20365	—	Shuttle Cover
*44000	—	" " 20365 with 112D, 466H, 2078, 2080, 2086 and 2090
2076	2047	Shuttle Cover Hinge Pin

NO.	PLATE	NAME
2078	2047	Shuttle Delivery Eye Thread Guard
2080	2047	" " " " " Rivet
20500	2047	" Main Spring
1142E	2047	" " " Screw
44213	2047	" " " Steady Pin
466H	2047	" Tension Regulating Screw
2086	2047	" " Spring
2090	2047	" " " Plate
112D	2047	" " " Screw
20298	2047	Shuttle complete, Nos. 2076, 20297, 24051 and 44000
43907	5823	Shuttle Driver with two 457C
2049	773	" " Pin
457C	5806	" " Set Screw
20224	2007	" Race Back
190C	782	" " " Screw
20305	—	" " Body
20306	2047	Shuttle Race complete, Nos. 20224, 20305 and two 190C
158D	1206	Shuttle Race Screw
24192	—	" " Slide
24193	5757	Shuttle Race Slide complete, Nos. 4307, 24192 and two 4352
4307	772	Shuttle Race Slide Spring
4352	2008	" " " " Rivet
2102	2010	Tension Disc
1560C	783	" Regulating Thumb Nut
20228	2010	" Releaser
1018C	2010	" Screw Stud
44157	—	" " " 1018C with 1560C
20061	2010	" " " Bushing
448C	783	" " " Set Screw
20062	2010	" " " Flange
20063	2010	" " " " Collar
2923	771	" Spring
210958	5806	Thread Retaining Collar
210993	5806	" " Sleeve
52398	5806	" " Spring
52378	5806	" " Stud
460C	783	" " " Set Screw
52379	—	Thread Retainer complete, Nos. 52378, 52398, 210958 and 210993
43008	5816	Thread Take-up Cam (eccentric) with 858C and 1500C
1500C	5742	Thread Take-up Cam Position Screw
858C	783	" " " Set Screw
20230	2001	" " Lever with 1547D and 1915

NO.	PLATE	NAME
1091c	2010	Thread Take-up Lever Hinge Screw.....
20324	5826	" " " " " Bushing
2653	1321	" " " " " "
		Pin.....
1520s	783	Thread Take-up Lever Hinge Screw Nut.
1915	2010	" " " Roller and Screw
		Stud.....
1547D	2010	Thread Take-up Lever Roller and Screw
		Stud Nut.....
20231	2010	Thread Take-up Spring.....
20232	2010	" " " Regulator.....
227D	2010	" " " Adjust-
		ing Screw.....
8068	2010	Thread Take-up Spring Regulator Adjust-
		ing Screw Washer.....
43909	5828	Throat Plate Cutting Bar, for $\frac{5}{16}$ in. to
		$\frac{3}{4}$ in. gauge.....

NOTE: When ordering No. 43909 state required distance of trimmed edge from seam.

NOTE: No. 43909,  $\frac{5}{16}$  in. gauge, is sent with this machine unless another gauge is specified on order.

238D	1318	Throat Plate Cutting Bar Screw.....
2328	1338	" " Spring Slide.....
2330	1338	" " " " Spring.....
43910	5828	" " " " " Stop.....
725D	1338	" " " " " Screw
43911	5828	Throat Plate complete for 43912, Nos.
		725D, 2328, 2330, 43909, 43910 and two
		238D.....


NOTE: When ordering No. 43911 state required distance of trimmed edge from seam.

691F	782	Throat Plate Screw.....
43912	—	Wheel Feed complete, Nos. 324D, 2263,
		2265, 3570, 19266, 20006, 24193, 43911
		and 43916.....

NOTE: When ordering No. 43912 state required distance of trimmed edge from seam.

20291	2049	Drip Pan with four 1 in. wire nails, for
		power table.....

## LIST OF PARTS COMPLETE FOR



## MACHINE No. 31-44

FOR STITCHING TONGUES IN SHOE VAMPS AND OTHER PLAIN STITCHING ON SHOES WHERE IT IS DESIRABLE TO CUT THE THREAD AT THE FINISH OF THE OPERATION. CENTRAL BOBBIN SHUTTLE, DROP FEED, ROLLER PRESSER, AUTOMATIC STOP AND THREAD CUTTING MECHANISM. FOOT LIFTER.

NO.	PLATE	NAME
*44017	—	Arm with 11104.....
8582	773	" Dowel Pin.....
12453	773	" Oil Tube for intermediate bearing...
12454	773	" " " with 29599, for oiling 12409
11119	773	" " " " " " " 12408
24131	2014	" " " " " " " 20283
29599	2014	" " " Packing (felt).....
748E	782	" Screw (back).....
854E	783	" " (front).....
44018	5814	" Shaft.....
44019	5815	" Bevel Gear with two 454c.....
454c	5815	" " " " Set Screw.....
44020	5815	" " Bushing (back).....
50333c	5822	" " " Adjusting Screw
1520E	783	" " " " " "
		Nut.....

NO.	PLATE	NAME
*11104	—	Arm Shaft Bushing (front).....
12480	767	" Side Cap.....
219D	774	" " " Screw.....
*44021	—	Bed.....
18498	5814	Belt Cover.....
18331	5814	" " Bracket with 871E and 43585
871E	5822	" " " Screw Stud.....
43585	5815	" " " Stud.....
217F	971	" " " Screw.....
39222	5817	" Shifter.....
39223	5815	" " Clamp.....
1255D	5815	" " " Screw.....
44022	5814	Cloth Plate.....
50018F	5822	" " Screw.....
20197	2001	Crank Connecting Rod with 20198 and two 896E.....
*20198	—	Crank Connecting Rod Cap.....
896E	773	" " " " Screw.....
908C	773	" " " " Hinge Screw.....
1619E	773	" " " " " Nut.....
20057	—	Face Plate.....
20058	5735	Face Plate complete, Nos. 2827, 12150 and 20057.....
190D	782	Face Plate Screw.....
*44181	—	" " Thread Guard.....
12150	773	" " " " (lower) 44181 with 12152.....
12152	773	Face Plate Thread Guard (lower) Rivet..
2827	773	" " " " (upper) with 8505
8505	773	" " " " Rivet.....
286D	783	" " Thumb Screw.....
44023	5817	Feed Bar.....
313C	783	" " Screw Centre.....
56813	—	" " " " 313C with 1519J..
1519J	783	" " " " Nut.....
3038	770	" Connecting Link.....
375C	782	" " " Hinge Screw.....
1518E	783	" " " " Nut.....
44153	5827	" Dog, 8 teeth (12 teeth to the inch)..
44024	5827	" " 11 teeth (16 teeth to the inch)..
208E	782	" " Screw.....
20283	2020	" and Feed Lifting Eccentric with 446C
446C	783	" " " " Set Screw
24036	2020	" and Feed Lifting Eccentric Sleeve..
20284	2020	" Forked Connection.....
375C	782	" " " " Hinge Screw.....
1518E	783	" " " " " Nut

NO.	PLATE	NAME
44025	5814	Feed Lifting Rock Shaft.....
44026	—	Feed Lifting Rock Shaft complete, Nos. 3043, 3166 and 44025.....
3043	770	Feed Lifting Rock Shaft Crank (back) with 462C.....
2049	773	Feed Lifting Rock Shaft Crank (back) Pin.....
462C	773	Feed Lifting Rock Shaft Crank (back) Set Screw.....
3166	5815	Feed Lifting Rock Shaft Crank (front) with 157J and 1813.....
157J	782	Feed Lifting Rock Shaft Crank (front) Clamping Screw.....
1813	783	Feed Lifting Rock Shaft Crank (front) Roller and Stud.....
43976	5821	Feed Lifting Rock Shaft Crank Connect- ing Rod with 43977 and two 966E.....
*43977	—	Feed Lifting Rock Shaft Crank Connect- ing Rod Cap.....
966E	5806	Feed Lifting Rock Shaft Crank Connect- ing Rod Cap Screw.....
375C	782	Feed Lifting Rock Shaft Crank Connect- ing Rod Hinge Screw.....
1518E	783	Feed Lifting Rock Shaft Crank Connect- ing Rod Hinge Screw Nut.....
307C	783	Feed Lifting Rock Shaft Screw Centre..
56814	—	" " " " " " 307C with 1513J.....
1513J	783	Feed Lifting Rock Shaft Screw Centre Nut
3039	708	" Regulator.....
1128E	2009	" " Hinge Screw.....
818D	783	" " Thumb Screw.....
12379	766	" Rock Shaft.....
20333	—	Feed Rock Shaft complete, Nos. 12379 and 29633.....
29633	5736	Feed Rock Shaft Crank with 157J.....
157J	782	" " " Clamping Screw..
307C	783	" " " Screw Centre.....
56814	—	" " " " " " 307C with 1513J.....
1513J	783	Feed Rock Shaft Screw Centre Nut.....
44027	5818	Knife (needle thread).....
44028	5818	" (shuttle thread).....
44029	5817	" Bar.....
44030	—	Knife Bar complete, Nos. 17814, 44029, 44033, 44047, 44048, 44050 and two 50253D.....



NO.	PLATE	NAME
44031	5818	Knife Bar Cap (back) with 44050.....
193D	1366	" " " " Screw.....
44032	5818	" " " (front).....
193D	1366	" " " " Screw.....
44033	5818	" " Connection.....
17814	5822	" " " Rivet.....
50253D	5822	" " " Screw.....
44034	5818	" " Disengaging Lever with 44040 and two 197D.....
44035	5818	Knife Bar Disengaging Lever Extension with 337D, 1297F and 44087.....
230D	5822	Knife Bar Disengaging Lever Extension Screw.....
44036	5822	Knife Bar Disengaging Lever Hinge Pin..
44037	5818	" " " " Latch with 44039.....
44038	5818	Knife Bar Disengaging Lever Latch Con- necting Link.....
110D	5822	Knife Bar Disengaging Lever Latch Con- necting Link Hinge Screw (latch end)..
110D	5822	Knife Bar Disengaging Lever Latch Con- necting Link Hinge Screw (starting lever extension end).....
90C	5822	Knife Bar Disengaging Lever Latch Hinge Screw.....
17719	5825	Knife Bar Disengaging Lever Spring.....
44039	5818	" " " " " Hook.
1297F	5822	" " " " " Screw
44040	5818	" " " " " Tripping Point.....
197D	5822	Knife Bar Disengaging Lever Tripping Point Screw.....
44041	5819	Knife Bar Driving Lever with 190D, 1420E, 17919 and 39298.....
44042	5819	Knife Bar Driving Lever Hinge Stud
44043	5819	" " " " " " " Bracket with 44042.....
158E	1206	Knife Bar Driving Lever Hinge Stud Bracket Screw.....
39298	5819	Knife Bar Driving Lever Lock Stud.....
17919	5819	" " " " " " " Spring
190D	782	" " " " " " " " Screw.....
1420E	5819	Knife Bar Driving Lever Lock Stud Stop Screw.....
44044	5817	Knife Bar Extension.....

NO.	PLATE	NAME
44045	5817	Knife Bar Extension 44044 with 44046 and two 17822.....
190D	782	Knife Bar Extension Screw.....
7071	5822	" " " " Washer.....
44046	5817	" " Rack.....
17822	5822	" " " Rivet.....
17915	5819	" " Slide Block.....
44047	—	" " " " 17915 with 44049...
44048	5819	" " " " Plate.....
17814	5822	" " " " Rivet.....
44049	5819	" " " " Stud.....
8734	5825	" " Spring.....
44050	5818	" " Hook.....
44051	5820	" Cam with two each 219F, 44063, 44084 and four 193F.....
44052	5817	Knife Cam Driving Shaft and Gear.....
44053	5817	" " " " Bevel Gear....
2049	773	" " " " " " Pin
44054	5817	" " Gear.....
44055	5817	" " " Cover.....
44056	5819	" " " " Extension.....
1053D	2006	" " " " " Screw.
337D	1388	" " " " Screw.....
127E	5822	" " " " Screw.....
1637E	5822	" " " " Nut.....
49109	5822	" " " " Washer.....
50254F	5815	" " Hinge Screw with 46224.....
46224	5815	" " " " Oil Cup.....
44057	5817	" " Lever.....
44058	—	Knife Cam Lever complete, Nos. 44034, 44036, 44057 and 44059.....
50255D	5822	Knife Cam Lever Hinge Screw.....
1954	5822	" " " Roller and Stud.....
44059	5817	" " " " Arm with 1954, 44060 and two 175D.....
*44060	—	Knife Cam Lever Roller Arm Cap.....
175D	5736	" " " " " Screw
145D	782	" " " " Stop Screw.....
44061	5819	" " " " " Bracket.....
14024	5819	" " " " " Dowel Pin.....
217N	5843	Knife Cam Lever Stop Screw Bracket Screw.....
1718E	5822	Knife Cam Lever Stop Screw Lock Nut..
44062	5820	" " Plate.....
129E	5736	" " " Screw.....
44063	5818	" " Tripping Point.....



NO.	PLATE	NAME
176D	5823	Roller Arm Lock Spring Screw
1549J	5823	" " " " " Nut
44067	—	Roller Presser complete, 1/4 in. fine roller, Nos. 176D, 440E, 1549J, 1841, 2205, 2206, 12256, two 316F and three 1547J
190D	782	Roller Presser Screw
652D	5823	" Screw
1528D	5823	" " Nut
2996	771	Shuttle Bobbin
15140	2013	" " Case Latch
2973	771	" " " " Lever
2974	771	" " " " Fulcrum Pin
2975	771	Shuttle Bobbin Case Latch Spring
592E	782	" " " " Stop Screw
15141	—	Shuttle Bobbin Case Hinge, Nos. 2973, 2974 and 15140
7553	771	Shuttle Bobbin Case Position Finger
2523	771	" " " " " Rivet
24412	1361	" " " " " Plate
391D	1366	" " " " " Screw
24074	2013	Shuttle Bobbin Case complete, Nos. 591F, 592E, 2523, 2975, 7553, 15098 and 15141
12393	771	Shuttle Body
591F	782	" Tension Regulating Screw
15098	771	" " Spring
19292	771	Shuttle, 1 1/2 in. diam., Nos. 2996, 12393 and 24074
*12394	—	Shuttle Driver
12444	771	" " 12394 with two 1266C
2049	773	" " Pin
1266C	5806	" " Set Screw
2531	767	" Race Back
2532	772	" " " Position Pin
2533	767	" " " Spring
907D	782	" " " Screw
44068	—	" " Body
44069	5825	" " Cap (back)
1053D	2006	" " " " Screw
44070	5825	" " " (front)
1053D	2006	" " " " Screw
44071	5825	" " " Steady Pin
44072	5825	Shuttle Race complete, Nos. 907D, 2531, 2533, 24412, 44068 to 44070 and two each 391D, 1053D, 2532 and 44071
145D	782	Shuttle Race Screw
20060	5736	Slack Thread Regulator

NO.	PLATE	NAME
225F	5736	Slack Thread Regulator Adjusting Screw
44073	5825	Starting Lever
1262C	5822	" " " Hinge Screw
1662C	5822	" " " " Nut
44074	5825	" " " Extension
230D	5822	" " " " Screw
50256E	5822	" " " " Stud
17719	5825	" " " Spring
2269	773	" " " Pin
2049	773	" " " Stop Pin
44075	5824	Stop Cam
17855	5824	" " Interlocking Rod
44076	5821	" " " " Case with 44080 and two 193F
44077	5821	Stop Cam Interlocking Rod Case Bracket
44078	—	Stop Cam Interlocking Rod Case Bracket complete, Nos. 1182E, 1196C, 1204E, 1254C, 1262C, 1318D, 1508E, 1662C, 2049, 17855, 17860 to 17864, 17873, 39222, 39223, 44073, 44076, 44077, 44079, 44083 and two each 898D and 1255D
16532	5822	Stop Cam Interlocking Rod Case Bracket Dowel Pin
1343E	5822	Stop Cam Interlocking Rod Case Bracket Screw
1204E	5824	Stop Cam Interlocking Rod Case Hinge Screw
44079	5815	Stop Cam Interlocking Rod Case Socket Joint
898D	5824	Stop Cam Interlocking Rod Case Socket Joint Cap Screw
17860	5824	Stop Cam Interlocking Rod Case Spring
17861	5824	" " " " " Stop Stud
1251C	5824	Stop Cam Interlocking Rod Case Stop Stud Screw Bushing
1508E	783	Stop Cam Interlocking Rod Case Stop Stud Screw Bushing Lock Nut
17862	5824	Stop Cam Interlocking Rod Case Stop Stud Spring
44080	5824	Stop Cam Interlocking Rod Case Wearing Block
193F	1366	Stop Cam Interlocking Rod Case Wearing Block Screw
17863	5824	Stop Cam Interlocking Rod Spring
17864	5824	" " " " " Stop
1318D	5822	" " " " " Screw

NO.	PLATE	NAME
3012	5843	Stop Cam Pin .....
1206c	5824	" " Screw .....
2102	2010	Tension Disc .....
1560c	783	" Regulating Thumb Nut .....
413c	783	" Screw Stud .....
33892	—	" " " 413c with 1560c .....
43945	5806	" Spring .....
44148	—	Tension complete, Nos. 7336, 8511, 33892, 43945 and two 2102 .....
17748	5824	Thread Eyelet (top of arm) .....
52454	5842	" Retainer .....
460c	783	" " Set Screw .....
12404	770	" Take-up Crank .....
3094	773	" " " Wedge .....
690E	782	" " " " Screw .....
12408	770	" " Lever .....
775E	782	" " " Cap Screw .....
12166	773	" " " Hinge Pin .....
12409	770	" " " Link .....
11204	770	" " " " Hinge Pin .....
435c	5806	" " " " " " Set Screw .....
12410	—	Thread Take-up Lever complete, Nos. 12166, 12408 and 12409 .....
8511	773	Thread Take-up Spring .....
7336	772	" " " Regulator .....
448c	783	" " " " Set Screw .....
44142	5827	Throat Plate with 1302b, 44082, 44143 and two 1472F, for 44024 and 44153 .....
44143	5827	Throat Plate Needle Hole Plate .....
1302b	5827	" " " " " Screw .....
44082	5827	" " " " Strip .....
1472F	5827	" " " " " Screw .....
50018F	5822	" " Screw .....
44083	5824	Trip Lever .....
1196c	5824	" " Hinge Screw .....
17873	5824	" " Spring .....
1182E	5822	" " " Screw .....
44084	5815	Tripping Point .....
219F	774	" " Screw .....
44085	5823	" Stud .....
44086	5823	" " Holder .....
95c	5822	" " " Screw .....
44087	5818	" " Lifting Hook .....
337D	1388	" " " " Screw .....
44088	5823	" " Spring .....
227D	2010	" " " " Screw .....

NO.	PLATE	NAME
44089	5823	Tripping Point Stop Pin .....
44094	5829	Drip Pan with four 1 in. wire nails .....

**LIST OF PARTS COMPLETE  
FOR  
MACHINE No. 31-45**

**FOR LIGHT WORK ON SHOES. WHEEL FEED, ROLLER PRESSER.  
HAS SECTIONAL SHUTTLE RACE FOR EASY REMOVAL OF  
SHUTTLE FOR CLEANING.**

NO.	PLATE	NAME
*44096	—	Arm with 11104.....
8582	773	" Dowel Pin.....
12453	773	" Oil Tube for intermediate bearing...
12454	773	" " " with 29599, for oiling 24099
11119	773	" " " " " " " 24068
24131	2014	" " " " " " " 24036
29599	2014	" " " Packing (felt).....
748E	782	" Screw (back).....
854E	783	" " (front).....
44114	5814	" Shaft.....
*11104	—	" " Bushing (front).....
12357	767	" " Flanged Bushing (back).....
448c	783	" " " " " " Set Screw.....
144D	782	Arm Shaft Screw.....
12480	767	" Side Cap.....
219D	774	" " " Screw.....
12193	2004	" " Cover.....
286D	788	" " " Thumb Screw.....
12403	772	" Spool Pin and Thread Eyelet.....
11241	2003	" " Washer (cloth).....
24328	5821	Balance Wheel (light rim) 2¼ in. pulley, with two 448c.....
24297	5816	Balance Wheel Oil Cover.....
210D	5742	" " " " Screw.....
448c	783	" " Set Screw.....
*44097	—	Bed.....
24028	5821	Crank Connecting Rod with 24035 and two 896E.....
*24085	—	Crank Connecting Rod Cap.....
896E	773	" " " " Screw.....
908c	773	" " " Hinge Screw.....
1619E	773	" " " " Nut.....
20057	—	Face Plate.....
20058	5735	Face Plate complete, Nos. 2827, 12150 and 20057.....

NO.	PLATE	NAME
190D	782	Face Plate Screw.....
*44181	—	" " Thread Guard.....
12150	773	" " " " (lower) 44181 with 12152.....
12152	773	Face Plate Thread Guard (lower) Rivet...
2827	773	" " " " (upper) with 8505.....
8505	773	Face Plate Thread Guard (upper) Rivet...
286D	783	" " Thumb Screw.....
3033	770	Feed Connecting Link.....
375c	782	" " " Hinge Screw.....
1518E	783	" " " " " Nut.....
62507	2563	" Eccentric with 446c.....
446c	783	" " Set Screw.....
12429	2002	" Forked Connection.....
375c	782	" " " Hinge Screw.....
1518E	783	" " " " " Nut.....
62508	2563	" Regulator.....
1128E	2009	" " Hinge Screw.....
818D	783	" " Thumb Screw.....
44099	5814	" Rock Shaft.....
44100	—	Feed Rock Shaft complete, Nos. 29633 and 44099.....
29633	5736	Feed Rock Shaft Crank with 157J.....
157J	782	" " " " Clamping Screw.....
307c	783	" " " Screw Centre.....
56814	—	" " " " " 307c with 1513J.....
1513J	783	Feed Rock Shaft Screw Centre Nut.....
2258	2003	" Wheel.....
44101	2563	" " Driver with 2266.....
44102	2563	" " " Link.....
61F	2563	" " " " Hinge Screw.....
1655E	2563	" " " " " Nut (for driver).....
2265	2008	Feed Wheel Driver Spring.....
2266	2008	" " " " Hook.....
44103	5820	" " Frame with 453c.....
44104	—	Feed Wheel Frame complete, Nos. 151c, 183c, 183f, 240b, 2252, 2254 to 2256, 2258, 3114, 44103, 50295c and two 152J.....
50295c	2563	Feed Wheel Frame Adjusting Screw.....
1520J	783	" " " " " Nut.....
453c	783	" " " " Set Screw.....
20006	2000	" " " Shaft.....
307c	783	" " " " Screw Centre.....

NO.	PLATE	NAME
56814	—	Feed Wheel Frame Shaft Screw Centre 307c with 1513j
1513j	783	Feed Wheel Frame Shaft Screw Centre Nut
3114	2008	" " Friction Plate (back)
151c	2008	" " " " " Screw...
2252	2008	" " " " (front)
183c	2008	" " " " " Screw..
2254	2008	" " Retaining Clutch
2255	2008	" " " " " Cap.....
183f	2008	" " " " " Screw..
2256	2008	" " " " " Spring .....
240d	782	" " " " " Screw
24038	5826	Needle Bar with 857h
52013	5826	" " Bushing with 29532
1133e	5822	" " " Set Screw
24040	5826	" " Connecting Link with 794e
794e	782	" " " " Adjusting Screw
775e	782	Needle Bar Connecting Link Cap Screw
24041	5826	" " " Stud with 207f
207f	5843	" " " " Clamping Screw
24052	5826	Needle Bar Crank with 858c, 1036c, 1037c and 1065c
1065c	2011	Needle Bar Crank Position Screw
858c	783	" " " Set Screw
862d	5822	" " Hole Plug Screw
29532	5826	" " Oil Cup
857h	5822	" Set Screw
44004	2565	Oil Cup
44005	2565	" " Extension with 24075
24075	2565	" " " Post
44006	2565	" " Packing (felt)
44007	2565	Oil Cup complete, Nos. 44004 to 44006
24043	5816	Oscillating Rock Shaft
24044	—	Oscillating Rock Shaft complete, Nos. 4784, 12388 and 24043
12388	767	Oscillating Rock Shaft Hinge Pin
878j	783	" " " " " Oil Hole Stop Screw
12459	773	Oscillating Rock Shaft Hinge Pin Oil Hole Stop Screw Washer (leather)
448c	783	Oscillating Rock Shaft Hinge Pin Set Screw
4784	1353	" " " Oil Pad
44105	5820	" Shaft
24046	5826	" " Bushing (back)
24047	5826	" " " (front)

NO.	PLATE	NAME
24048	—	Oscillating Shaft Crank
24049	1343	Oscillating Shaft Crank complete, Nos. 462c, 1636e, 24048 and 24050
2269	773	Oscillating Shaft Crank Pin
462c	773	" " " Set Screw
19448	2011	" " " Slide Block
229d	782	" " " " " Cap Screw
12424	773	Oscillating Shaft Crank Slide Block Cap Screw Washer
1035c	1343	Oscillating Shaft Crank Slide Block Screw Stud
1636e	1343	Oscillating Shaft Crank Slide Block Screw Stud Nut
24050	1343	Oscillating Shaft Crank Slide Block complete, Nos. 229d, 1035c, 12424 and 19448
19441	2004	Presser Bar (hollow)
19464	—	Presser Bar complete, Nos. 190d, 19441 to 19443 and 24445
20059	5736	Presser Bar Guide Bracket with 453c
453c	783	" " " " Set Screw
2082	771	" " " Lifter
689c	782	" " " Screw
1520e	783	" " " " Nut
12327	770	" " Lifting and Releasing Lever Bracket
11167	767	Presser Bar Spring (light) .051 wire
NOTE: No. 11167 is sent with this machine unless another Spring is specified on order.		
12139	2004	Presser Bar Spring (medium) .055 wire
20023	2004	" " " (heavy) .063 wire
11170	771	" " " Washer
688j	783	Pressure Regulating Thumb Screw
1986	5823	Roller, 1/8 in. diam., fine, with 652d and 1528d
44106	5823	Roller Arm
19442	1310	" " Bracket
19443	1310	" " " Position Collar with 456c
456c	1310	Roller Arm Bracket Position Collar Set Screw
987e	1310	Roller Arm Bracket Screw Stud
19444	1310	" " " Spring
19445	1310	" " " " Pin
19446	1310	" " " " Stud



NO.	PLATE	NAME
24445	—	Roller Arm Bracket Spring Stud complete, Nos. 987E and 19444 to 19446...
44107	—	Roller Presser complete, Nos. 1986 and 44106.....
190D	782	Roller Presser Screw.....
652D	5823	" Screw.....
1528D	2008	" " Nut.....
24051	2013	Shuttle Bobbin.....
15140	2013	" " Case Latch.....
2973	771	" " " " Lever.....
2974	771	" " " " " Fulcrum Pin.....
2975	771	Shuttle Bobbin Case Latch Spring.....
592E	782	" " " " Stop Screw.....
15141	—	Shuttle Bobbin Case Hinge, Nos. 2973, 2974 and 15140.....
24055	1343	Shuttle Bobbin Case Position Finger.....
2523	771	" " " " " Rivet.....
24056	1343	Shuttle Bobbin Case complete, Nos. 591E, 592C, 2523, 2975, 15141, 24055 and 24058.....
24057	1343	Shuttle Body.....
591F	782	" Tension Regulating Screw.....
24058	2013	" Spring.....
24059	1343	Shuttle, 1 $\frac{1}{4}$ in. diam., Nos. 24051, 24056 and 24057.....
*24060	—	Shuttle Driver.....
24061	1343	" " 24060 with two 462c.....
2269	773	" " Pin.....
462c	773	" " Set Screw.....
24062	2567	" Race Back.....
2532	772	" " Position Pin.....
2533	767	" " Spring.....
907D	782	" " " " Screw.....
24963	—	" " Body.....
*62580	—	" " 24963 with 24964 and two each 662D and 2532.....
24964	2567	Shuttle Race Cap.....
662D	2567	" " " Screw.....
24965	2567	" " Ring.....
24966	2567	" " Clamp (left).....
24967	2567	" " " " (right).....
21202	2567	" " " " Friction Spring.....
85D	2567	" " " " Screw.....
24968	2567	Shuttle Race (sectional) complete, Nos. 907D, 2533, 24062, 24965 to 24967, 62580 and two each 85D and 21202.....

NO.	PLATE	NAME
145D	782	Shuttle Race Screw.....
12431	—	" " Slide.....
24810	—	Shuttle Race Slide complete, Nos. 4307, 12431 and two-1208J.....
4307	772	Shuttle Race Slide Spring.....
1208J	5822	" " " " Screw.....
20060	5736	Slack Thread Regulator.....
225F	5736	" " " " Set Screw.....
2102	2010	Tension Disc.....
1560C	783	" Regulating Thumb Nut.....
32572	5806	" Releasing Disc.....
43944	5806	" " Lever.....
12398	773	" " " Hinge Pin.....
12329	772	" " " Spring.....
32574	5806	" " Pin.....
50327C	5806	" Screw Stud.....
44141	—	" " 50327c with 1560c.....
43945	5806	" Spring.....
*44118	—	Tension complete, Nos. 7336, 32572, 32574, 43945, 43946, 44141 and two 2102.....
52026	5826	Thread Eyelet.....
52454	5842	" Retainer.....
460C	783	" " Set Screw.....
24097	5826	" Take-up Crank.....
1037C	5822	" " Position Screw.....
1036C	5806	" " " Set Screw.....
24068	5826	" " Lever.....
12166	773	" " " Hinge Pin.....
24099	5826	" " " Link.....
11204	770	" " " " Hinge Pin.....
435C	5806	" " " " " " Set Screw.....
24070	—	Thread Take-up Lever complete, Nos. 12166, 24068 and 24099.....
43946	5806	Thread Take-up Spring.....
7336	772	" " " Regulator.....
448C	783	" " " " Set Screw.....
44110	5828	Throat Plate for 2258.....
691F	782	" " Screw.....
44111	—	Wheel Feed complete, Nos. 1655E, 2265, 20006, 24810, 44101, 44102, 44104, 44110, 62507 and two 61F.....
20291	2049	Drip Pan with four 1 inch wire nails, for power table.....

**IRON BASE**

NO.	PLATE	NAME
19219	1206	Bed Frame Cushion (leather).....
158c	1206	" " " Screw.....
19220	1206	" " " Spring.....
19226	1206	" " " Hinge Connection.....
19398	—	" " " " 19226 with 211r and 19397.....
19397	1206	Bed Frame Hinge Connection Cap.....
211r	1206	" " " " " Screw
16555	1206	" " " " Plate.....
14010	1206	" " " " Rivet.....
20067	819	Bed Frame with two each 16555, 19398, four each 19219, 19220, six each 14010, wood screws 1¼ in. No. 12 and eight 158c.....

**ATTACHMENTS AND ACCESSORIES**

NO.	PLATE	NAME
687E	5843	Machine Hinge Bolt with 1524E.....
1524E	5843	" " " Nut.....
6055	5843	" " " Washer.....
12361	772	" " " Connection.....
44139	772	" " " Plate.....
44140	—	Machine Hinge complete, Nos. 12361, 44139 and wood screws 1¼ in. No. 14
44180	—	Machine Hinge complete, Nos. 687E, 6055, 12361 and 44139.....
12405	774	Machine Rest (felt).....
28084	—	" " " Pin.....
41400	6120	" " " (wood) 3½ in. long.....
36578	6120	Oiler (copper plated) with 36579.....
36579	6120	" Spout, 3½ in. long, with 120117.....
120117	6120	" " Washer (leather).....
26028	2045	Screw Driver (machine).....
26485	2045	" " (shuttle tension).....
8909	2045	Wrench for 1513, 1518, 1524 and 1636.....
4822	2045	" " 1521, 1528, 1547, 1549, 1637, 1698 and 1718.....
8908	2045	Wrench for 1519, 1520 and 1655.....
19221	2045	" " 936, 1516 and 1619.....
22003	2045	" " 1550.....
20461	2045	" " 1620, 1662 and 1668.....
20364	2045	" " 1648.....

**BELT GUARD**

NO.	PLATE	NAME
41929	5844	Belt Guard.....
8418	5842	" " Button.....
8419	5842	" " " Washer (leather).....
8420	—	" " " 8418 with 8419 and wood screw 1¼ in. No. 9 R. H. B.....
41930	5842	Belt Guard Hinge.....
41931	—	Belt Guard complete, Nos. 8420, 41929, two 41930 and four wood screws ¾ in. No. 9.....

**BINDERS**

WHEN ORDERING BINDERS SEND SAMPLE OF THE BINDING  
AND THE MATERIAL TO BE BOUND

**BINDER (Adjustable)****SIZE 1**

NO.	PLATE	NAME
25644	2024	Bed with 25645.....
25645	2024	Folder.....
25646	—	" " Guide (lower) with 25855.....
25855	5843	" " " Screw Stud.....
25647	2024	" " " (upper).....
1577D	2024	" " " Thumb Nut.....
25648	2024	Pressure Spring.....
334D	5843	" " " Screw.....
7071	5822	" " " Washer.....
25650	2024	Binder complete, Nos. 334D, 1577D, 7071, 25644 and 25646 to 25648.....
190D	782	Binder Screw.....

**BINDER (Adjustable)****SIZE 2**

This Binder is the same as No. 25650 with  
the following exceptions:

NO.	PLATE	NAME
25651	—	Bed with 25652, in place of 25644.....
25652	—	Folder, in place of 25645.....
25653	—	Binder complete, Nos. 334D, 1577D, 7071, 25046 to 25648 and 25651.....

**BINDER (Adjustable)****SIZE 3**

This Binder is the same as No. 25650 with the following exceptions:

NO.	PLATE	NAME
25654	—	Bed with 25655, in place of 25644
25655	—	Folder, in place of 25645
25656	—	Binder complete, Nos. 334D, 1577D, 7071, 25646 to 25648 and 25654

**BINDER (Adjustable)**

FOR LEATHER BINDING, CANVAS BAGS, LEGGINGS, ETC.

NO.	PLATE	NAME
36340	5807	Bed with two each 1036c and 1266c
36341	5807	Edge Guide
671D	5807	" " Thumb Screw
36342	5807	Guide (lower)
36343	5807	" (upper)
286D	5807	" Thumb Screw
1036c	5806	Leveling Screw (back)
1266c	5806	" (front)
36344	5807	Binder complete, Nos. 286D, 671D and 36340 to 36343

**BINDER (Adjustable)**

FOR 1/2 IN. TO 1 1/2 IN. LEATHER BINDING, FOR SHORT CURVES

NO.	PLATE	NAME
36340	5830	Bed with two each 1036c and 1266c
120058	5830	Edge Guide
181D	5830	" " Screw
41544	5830	" " Washer
120059	5830	Guide (lower)
120060	5830	" (upper)
286D	5830	" Thumb Screw
1036c	5806	Leveling Screw (back)
1266c	5806	" (front)
120061	5830	Binder (adjustable) complete, Nos. 181D, 286D, 36340, 41544 and 120058 to 120060
26603	5644	Feed Dog for 120061
35066	5644	Presser Foot for 120061
7298	2014	" " Hinge Pin
120143	—	" " Plate
19335	—	" " Shank

NO.	PLATE	NAME
120144	5847	Presser Foot (hinged) complete for 120061, Nos. 7298, 19335 and 120143
26605	5644	Throat Plate, large needle hole, for 26603

**BINDER (Adjustable)**

TO TURN IN UPPER EDGE ONLY, FOR LIGHT OR MEDIUM WEIGHT MATERIAL

NO.	PLATE	NAME
120242	7790	Bed with 1036c
120244	7790	Folder (upper)
120245	7790	Guide (centre)
120246	7790	" (lower)
286D	783	" Thumb Screw
1036c	7790	Leveling Screw
120247	7790	Binder (adjustable) complete, Nos. 286D, 120242 and 120244 to 120246
26603	5644	Feed Dog for 120247
35066	5644	Presser Foot for 120247
7298	2014	" " Hinge Pin
120143	—	" " Plate
19335	—	" " Shank
120144	5847	Presser Foot (hinged) complete for 120247, Nos. 7298, 19335 and 120143
26605	5644	Throat Plate for 26603

**BINDER (Adjustable)**

TO TURN IN BOTH EDGES, FOR LIGHT OR MEDIUM WEIGHT MATERIAL

NO.	PLATE	NAME
120242	7791	Bed with 1036c
120243	7791	Folder (lower)
120244	7791	" (upper)
120245	7791	Guide (centre)
286D	783	" Thumb Screw
1036c	7790	Leveling Screw
120248	7791	Binder (adjustable) complete, Nos. 286D and 120242 to 120245
26603	5644	Feed Dog for 120248
35066	5644	Presser Foot for 120248
7298	2014	" " Hinge Pin
120143	—	" " Plate
19335	—	" " Shank
120144	5847	Presser Foot (hinged) complete for 120248, Nos. 7298, 19335 and 120143
26605	5644	Throat Plate for 26603

**BINDERS (Foot)**

NO.	PLATE	NAME
28665	2606	Binder (foot) .....
28666	2606	" " right hand .....
28667	2606	" " left hand .....
36700	5808	" " left .....
28717	1388	" " right .....
35069	2666	" " for strip to turn the upper edge in, for skirt facings, etc. ....
28769	5832	Binder (foot) to turn top only .....

**BINDERS ON SHANK**

NO.	PLATE	NAME
25705	—	Binder on Shank, for $\frac{3}{8}$ in. tape .....
25706	—	" " " " $\frac{1}{4}$ in. tape .....
25707	5835	" " " " $\frac{1}{2}$ in. tape .....
25708	—	" " " " $\frac{1}{8}$ in. tape .....
25709	—	" " " " $\frac{3}{8}$ in. tape .....
25710	—	" " " " $\frac{1}{2}$ in. tape .....
25711	—	" " " " $\frac{3}{4}$ in. tape .....
25712	—	" " " " $\frac{1}{2}$ in. tape .....
25713	—	" " " " $\frac{7}{8}$ in. tape .....
25714	—	" " " " $\frac{1}{2}$ in. tape .....
25715	—	" " " " 1 in. tape .....
120057	5833	" " " " canvas .....
28611	1396	" " " " suspender web .....
28612	1396	Presser Foot for 28611 .....
28631	2602	Binder on Shank .....
28632	2602	" " " " to turn edges under .....
28634	2602	" " " " " top edge only, for raw edge binding .....
28635	1398	Binder on Shank, for $\frac{1}{4}$ in. binding .....
28641	5836	" " " " $\frac{1}{2}$ in. binding .....
28704	2610	" " " " .....
28730	2615	" " " " .....
28732	5834	" " " " to turn under both edges of binding .....
28910	2659	Binder on Shank .....
26603	5644	Feed Dog for 28731 .....
120001	5838	" " " " 28731 .....
35454	2616	Presser Foot for 28731 .....
26605	5644	Throat Plate, large needle hole, for 26603 .....
28731	2616	Binder on Shank, to turn under both edges of binding $\frac{1}{4}$ in. ....
120257	5847	Binder with tension slots on Shank, for turning in both edges of bias cut binding, for light or medium weight material .....

**BINDER (Horn) ON SHANK**

NO.	PLATE	NAME
12450	2689	Feed Dog for 35167 .....
35168	2689	Presser Foot for 35167 .....
12451	2689	Throat Plate for 12450 .....
35167	2689	Binder (horn) on Shank, for tape, leather strips, etc., for $\frac{1}{8}$ in. to $\frac{3}{4}$ in. wide .....

**CORDERS**

WHEN ORDERING CORDERS, OR PARTS THEREOF, STATE SIZE OR NUMBER OF CORDS TO THE INCH

**CORDER (Adjustable)**

FOR BUGGY CUSHIONS

NO.	PLATE	NAME
26795	1377	Cord Guide .....
26796	1377	" " Arm with 26798 and three 6037 .....
1044D	1377	" " Hinge Screw .....
28644	1377	" " Bed .....
26798	1377	" " Bracket .....
6037	1377	" " Rivet .....
190D	1377	" " Screw .....
28645	1377	Corder complete, Nos. 190D, 1044D, 26795, 26796 and 28644 .....
35562	1377	Presser Foot for 28645 .....

**CORDER FOR BUGGY CUSHIONS**

NO.	PLATE	NAME
25784	971	Cord Guide .....
25785	971	" " Arm .....
101F	971	" " Hinge Screw .....
25783	971	" " Bed .....
25786	971	" " Dowel Pin .....
217F	971	" " Screw .....
25787	971	Corder complete, Nos. 101F, 217F and 25783 to 25786 .....
28900	2658	Presser Foot (grooved) with guide, for 25787 .....
36069	5645	Presser Foot (grooved) for 25787 .....

NOTE: Presser Feet Nos. 28900 and 36069 are used with, but not included in, No. 25787

**CORDER FOR TOP CORDING**

NO.	PLATE	NAME
25788	2026	Arm with 25789
190D	2026	" Adjusting Screw
25791	2026	" Bracket
25790	2026	" Hinge Pin
879D	2026	" Locking Screw
25789	2026	" Tip
25792	2026	Arm and Bracket complete, Nos. 190D, 879D, 25788, 25790 and 25791
12372	5831	Feed Dog, 13 teeth (12 teeth to the inch)
25984	2025	Presser Foot
12442	5831	Throat Plate, small needle hole, for 12372
26328	—	Corder complete, Nos. 12372, 12442, 25792, 25984 and two 135D
135D	2026	Corder Screw

**CORDER FOR TOP AND BOTTOM CORDING**

This Corder is the same as No. 26328 with the following exceptions:

NO.	PLATE	NAME
26166	2025	Feed Dog, in place of 12372
26167	2025	Presser Foot, in place of 25984
26168	2025	Throat Plate for 26166, in place of 12442
26169	—	Corder complete, Nos. 25792, 26166 to 26168 and two 135D

**CORDER FOR TOP AND BOTTOM CORDING**

This Corder is the same as No. 26328 with the following exceptions:

NO.	PLATE	NAME
28629	1384	Feed Dog, in place of 12372
26167	2025	Presser Foot, in place of 25984
28630	1384	Throat Plate for 28629, in place of 12442
28788	—	Corder complete, Nos. 25792, 26167, 28629, 28630 and two 135D

**CORDER (Bow) FOR TOP CORDING**

NO.	PLATE	NAME
26647	2027	Corder Bow
4604	2027	" " Rivet
25789	2027	" " Tip
26648	2027	Presser Foot

NO.	PLATE	NAME
26649	2027	Corder (bow) complete, Nos. 4604, 25789, 26647 and 26648
26937	1385	Corder Bow
4604	1385	" " Rivet
25789	1385	" " Tip
26648	1385	Presser Foot
26938	1385	Corder (bow) complete, Nos. 4604, 25789, 26648 and 26937

**CORDER FOR EDGE CORDING**

NO.	PLATE	NAME
35026	2673	Corder on Shank
35027	2674	Feed Dog
35028	2674	Presser Foot
35029	2674	Throat Plate for 35027
35030	—	Corder complete, for edge cording plush, Nos. 35026 to 35029

**FELLER**

NO.	PLATE	NAME
26403	5832	Feller (foot)

**FINGER GUARD**

NO.	PLATE	NAME
36818	5809	Finger Guard
36819	5809	" " Friction Washer
50316J	5809	" " Hinge Screw
36820	5809	" " Holder with 196J
106J	5809	" " Clamping Screw
36821	5809	Finger Guard complete, Nos. 36818 to 36820 and 50316J

**EDGE FOLDERS ON SHANK**

NO.	PLATE	NAME
28615	1397	Edge Folder with Cord Guide on Shank, to insert and sew on insertion in one operation
28616	1397	Presser Foot (grooved) for 28615
28625	5833	Edge Folder (double) with Strip Folder and Cord Tube on Shank, for inserting cord, folding strip and stitching between the two folded edges of goods
28626	5832	Presser Foot with groove on bottom to the right of needle hole, for 28625
28649	5835	Edge Folder on Shank
28702	2609	" " " " with Under Strip Edge Folder, for strip when stitched to project over edge of goods

NO.	PLATE	NAME
28703	2609	Presser Foot for 28702.....
28767	2620	Edge Folder (double) on Shank, the under fold to extend $\frac{1}{8}$ in. beyond edge of the upper fold.....
28753	2618	Edge Folder and Guide on Shank, for top fold only.....
12450	2690	Feed Dog, 11 teeth (18 teeth to the inch) for 35175.....
35176	2690	Presser Foot for 35175.....
12464	2690	Throat Plate, large needle hole, for 12450.....
12451	2689	" " small needle hole, for 12450.....
35175	2690	Edge Folder on Shank.....
120135	5846	" " (double) for turning in two edges and inserting loops in one operation.....
120136	5846	Presser Foot for 120135.....
120197	5848	Edge Folder (upper) with lower right hand guide on shank, for military uniforms..

### STRIP FOLDERS

NO.	PLATE	NAME
28647	5834	Strip Folder on Shank.....
28648	5834	" " " " for making straps..
28698	2608	" " " " with cord tube....
28699	2608	Presser Foot, grooved to the right of needle hole, for 28698.....
28708	2611	Strip Folder on Shank, for folding strip and stitching down centre.....
28764	5835	Strip Folder on Shank with left hand upper guide.....
19474	5831	Feed Dog for 35345.....
35346	2669	Presser Foot for 35345.....
24572	5831	Throat Plate, small needle hole, for 19474.....
35345	953	Strip Folder on Shank, for making straps..
35347	970	" " (double) hinged, for turning in the right hand edges of strips, for making strip, for 35348.....
35348	970	Strip Folder, for turning in the upper and lower edges of strip made on 35347....
35349	970	Strip Folder Holder and Guide for 35348..
190D	782	" " " " " Screw.....
7071	5822	" " " " " Washer.....
28850	2648	Strip Folder on Shank, for making leather straps.....
28728	5834	Strip Folder on Shank, to turn in the raw edge on lower fold.....
120191	5845	Strip Folder on Shank, to turn in both edges.....

### STRIP FOLDER (Foot)

#### FOR MAKING BAG HANDLES

##### FOR 31-17 MACHINE

NO	PLATE	NAME
28694	1273	Feed Dog (grooved) for 28697.....
28695	1273	Presser Foot (grooved) for 28694.....
28696	1273	Throat Plate (grooved) for 28694.....
28697	2608	Strip Folder on Shank with cord tube for turning in edges and covering heavy cord.....

##### FOR 31-36 MACHINE

NO	PLATE	NAME
24388	1273	Feed Dog (grooved).....
26836	1273	Guide.....
284D	1366	" Thumb Screw.....
24439	1273	Presser Foot (grooved) for 24388.....
4947	1273	Throat Plate Cutting Bar, $\frac{5}{16}$ in. to $\frac{3}{8}$ in. gauge.....

NOTE: When ordering No. 4947 state required distance of trimmed edge from seam.

238D	1318	Throat Plate Cutting Bar Screw.....
2328	1338	" " Spring Slide.....
2330	1338	" " " Spring.....
4363	1338	" " " " " Stop....
725D	1338	" " " " " Screw.....
24390	1273	Throat Plate complete for 24388, Nos. 725D, 2328, 2330, 4363, 4947 and two 238D.....

NOTE: When ordering No. 24390 state required distance of trimmed edge from seam.

### GUIDES

NO.	PLATE	NAME
25866	2045	Guide, for flush throat plate.....
25874	2045	" " raised throat plate.....
35190	5832	" " 28967.....
25873	2045	" (combination).....
28658	1377	" (roller) with 1852.....
1852	1377	" Roller for 28658.....
284D	1366	" Thumb Screw (long).....
732D	1366	" " (short).....
3146	1353	" " " Washer for 25873..

### GUIDE (Adjustable) HINGED

NO.	PLATE	NAME
28971	2669	Guide.....
28972	2669	" Holder.....



NO.	PLATE	NAME
35610	2669	Guide Holder Friction Washer.....
940D	5742	" " Hinge Screw.....
28973	2669	" " Shank.....
286D	783	" " Thumb Screw.....
7071	5822	" " Washer.....
28969	2669	Guide (adjustable, hinged) complete, Nos. 286D, 940D, 7071, 28971 to 28973 and 35610.....

### EDGE GUIDE (Roller)

NO.	PLATE	NAME
26803	1375	Edge Guide Bed with 2362.....
220D	1375	" " Leveling Screw.....
36760	1375	" " Slide with 26809, 51809 and two 12152.....
26805	1375	Edge Guide Slide Cap (left).....
207F	1375	" " " " " Screw.....
2362	1375	" " " " " Steady Pin..
26806	1375	" " " " (right).....
207F	1375	" " " " " Screw (large)
233D	1375	" " " " " " (small)
26807	1375	" " " " Lever.....
94D	1375	" " " " Hinge Screw....
51809	1375	" " " " Roller and Stud.....
26808	1375	" " " " Spring.....
26809	1375	" " " " Cover.....
12152	1375	" " " " Rivet.....
26810	1375	Edge Guide (roller) complete, Nos. 94D, 233D, 26803, 26805 to 26808, 36760, two 207F and four 220D.....
190D	1375	Edge Guide Screw.....

### EDGE GUIDE (Roller)

#### FOR GLOVE WORK

NO.	PLATE	NAME
36185	6252	Edge Guide Arm with 1988.....
36186	6252	" " " Friction Washer.....
1425D	6252	" " " Hinge Screw.....
1988	6252	" " " Roller and Screw Stud..
36187	6252	" " " Bed with four 465F.....
465F	6252	" " " Leveling Screw.....
36188	6252	Edge Guide (roller) complete, Nos. 1425D and 36185 to 36187.....

### STRIP GUIDE

NO.	PLATE	NAME
28712	2612	Strip Guide on Shank.....

### PRESSER FEET

NO.	PLATE	NAME
26642	—	Presser Foot.....
26643	5832	" " Guide.....
26644	1394	" " " Hinge Pin.....
26645	1394	" " " Spring.....
337D	1388	" " " " Screw.....
26646	5832	Presser Foot (spring guide) complete, Nos. 337D and 26642 to 26645.....
28668	2606	Presser Foot (strip folding).....
28672	5832	" " two grooves to the right of needle hole, for cording.....
28716	2610	Presser Foot (strip folding) for raw edge strip, to turn edges under, for making $\frac{3}{8}$ in. to 1 in. strip.....
35877	—	Presser Foot (strip folding) for raw edge strip, to turn the edges under, for making $1\frac{1}{2}$ in. to 2 in. strip.....
28725	1388	Presser Foot Spring-Guide for 28726.....
665D	1388	" " " " Screw.....
28726	1388	" " (right hand spring guide) with 665D and 28725, for $\frac{1}{2}$ in. to $\frac{1}{4}$ in. gauge.....

NOTE: When ordering Nos. 28725 or 28726 state  
required distance from edge of goods to seam.

28743	1388	Presser Foot (grooved) with tube for cording.....
28744	1389	Presser Foot (strip folding) grooved, with two cord tubes for making double corded strip.....
28745	1389	Presser Foot (strip folding) to fold both edges of strip.....
28830	5832	Presser Foot (grooved) for cording, for carriage work.....
28908	2658	Presser Foot Spring Guide for 28909.....
665D	1388	" " " " Screw.....
28909	2658	" " (left hand spring guide) with 665D and 28908.....
35189	5832	Feed Dog for 28967.....
35190	5832	Guide for 28967.....
28964	—	Presser Foot Body.....
28965	2658	" " Knife.....

NO.	PLATE	NAME
28966	2658	Presser Foot Knife Clamp.....
198 <sup>D</sup>	2658	" " " " Screw.....
15072	2658	" " " " Steady Pin.....
28967	2658	Presser Foot complete, for grooving insoles, Nos. 198 <sup>D</sup> , 15072 and 28964 to 28966....
35129	5836	Presser Foot (strip folding) for covering cord with folded strip.....
35090	1246	Presser Foot (strip folding) for making straps from 1 in. to 1½ in. wide.....
44158	5842	Feed Dog.....
26276	1394	Presser Foot Hinge Pin.....
44159	—	" " Plate.....
44160	—	" " Shank.....
44161	5842	Presser Foot (hinged) complete, Nos. 26276, 44159 and 44160.....
44162	5842	Throat Plate for 44158.....

## PIPING ATTACHMENTS

NO.	PLATE	NAME
28621	1307	Piping Attachment and Strip Folder on Shank, for car-seat cushions.....
28622	1397	Presser Foot (grooved) for 28621.....
28740	2617	Piping Attachment on Shank.....
28974	5833	" " " ".....
28975	2658	Presser Foot for 28974.....
12457	2699	Feed Dog, 16 teeth (16 teeth to the inch) for 35245.....
35246	2699	Presser Foot for 35245.....
12411	2699	Throat Plate for 12457.....
35245	2699	Piping Attachment on Shank.....
36129	5812	" " (double, adjustable) on Shank with upper edge folder.....
36131	5812	Presser Foot for 36129.....

## THROAT PLATE

FOR 31-17 MACHINE

NO.	PLATE	NAME
12436	2025	Feed Dog, 11 teeth (18 teeth to the inch)
26381	2025	Throat Plate, for under cording, for 12436

## WELT GUIDES

### WELT GUIDE (Adjustable) WITH SWITCH

NO.	PLATE	NAME
26143	2039	Bed.....
26144	2039	Cap.....
238 <sup>D</sup>	2039	" Screw.....
26145	2039	Carrier.....
26146	—	" Slide.....
26344	2039	" " Stop.....
240 <sup>D</sup>	2039	" " Adjusting Screw.....
26147	2039	" Tongue.....
26148	—	Carrier complete, Nos. 233 <sup>D</sup> , 26145 to 26147 and 26149.....
26138	2039	Carrier Slide Switch Cam with Shaft.....
26139	2039	" " " " Shaft Head with Lever with 337 <sup>D</sup> .....
337 <sup>D</sup>	2039	Carrier Slide Switch Cam Shaft Head Set Screw.....
910 <sup>F</sup>	2039	Welt Guide Adjusting Screw.....
26149	2039	Width Guide.....
233 <sup>D</sup>	2039	" " Screw.....
26150	2039	Welt Guide complete, Nos. 240 <sup>D</sup> , 910 <sup>F</sup> , 26138, 26139, 26143, 26144, 26148, 26344 and three 238 <sup>D</sup> .....
190 <sup>D</sup>	782	Welt Guide Screw.....
7071	5822	" " " Washer.....
26681	2039	Presser Foot.....
1928	2039	Roller, 1¼ in. diam., fine, with 386 <sup>D</sup> and 1528 <sup>D</sup> .....
16573	2039	Roller Arm.....
386 <sup>D</sup>	5823	" Screw.....
1528 <sup>D</sup>	5823	" " Nut.....
19394	—	Roller Presser complete, 1¼ in. fine roller, Nos. 1928 and 16573.....

NOTE: Presser Foot No. 26681 and Roller Presser No. 19394 are used with, but not included in, No. 26150.

### WELT GUIDE (Adjustable) WITH SWITCH

FOR 31-36 MACHINE

NO.	PLATE	NAME
26134	1393	Carrier.....
26135	1393	" Edge Guide with 23219.....
23219	1394	" " " Pin.....

NO.	PLATE	NAME
233D	2039	Carrier Edge Guide Screw.....
23219	1394	" " " Steady Pin.....
26136	1393	" Slide with 23219.....
26137	4393	" " Cap.....
238D	2039	" " " Screw.....
26138	2039	" " Switch Cam with Shaft....
26139	1393	" " " " Shaft Head with Lever with 337D.....
337D	2039	Carrier Slide Switch Cam Shaft Head Set Screw.....
26351	1393	Welt Guide complete, Nos. 233D, 26134 to 26139, 26350 and two 238D.....

NOTE: When ordering No. 26351 state required distance of trimmed edge from seam.

1928	2039	Roller, 1¼ in. diam., fine, with 386D and 1528D.....
16573	2039	Roller Arm.....
386D	5823	" Screw.....
1528D	5823	" " Nut.....
19394	—	Roller Presser complete, 1¼ in. fine roller, Nos. 1928 and 16573.....

NOTE: Roller Presser No. 19394 is used with, but not included in, No. 26351.

26348	—	Throat Plate Body.....
16599	1393	" " Cutting Bar, for ⅝ in. to ¾ in. gauge.....

NOTE: When ordering No. 16599 state required distance of trimmed edge from seam.

238D	2039	Throat Plate Cutting Bar Screw.....
26349	1393	" " Extension.....
238D	2039	" " " Screw.....
2328	1393	" " Spring Slide.....
2330	1338	" " " " Spring.....
4363	1393	" " " " " Stop.....
725D	1338	" " " " " Screw.....
26350	—	Throat Plate complete for 26351, Nos. 725D, 2328, 2330, 4363, 16599, 26348, 26349 and four 238D.....

NOTE: When ordering No. 26350 state required distance of trimmed edge from seam.

## BOBBIN WINDERS

### BOBBIN WINDER

FOR 4370

NO.	PLATE	NAME
15072	2014	Bobbin Position Pin.....
12168	2003	Bracket.....
092D	783	" Screw.....
12169	2003	Frame.....
12171	2003	Frame complete, Nos. 333D, 5960, 5961, 5963, 12169 and 15077.....
32D	782	Frame Hinge Screw.....
5960	768	Friction Wheel (leather).....
5961	768	" " Washer.....
333D	782	" " " Screw.....
15077	773	Spindle with 15072.....
5963	768	" Flange.....
12170	773	Spring.....
180F	782	" Screw.....
12172	—	Bobbin Winder complete, Nos. 32D, 180F, 12168, 12170 and 12171.....

### BOBBIN WINDER

FOR 2135 AND 2862

This Bobbin Winder is the same as No. 12172 with the following exception:

NO.	PLATE	NAME
12201	2003	Frame complete, Nos. 333D, 5960, 5961, 5963, 12169 and 15077, in place of 12171
12202	—	Bobbin Winder complete, Nos. 32D, 180F, 12168, 12170 and 12201.....

### BOBBIN WINDER

FOR 12358

This Bobbin Winder is the same as No. 12172 with the following exceptions:

NO.	PLATE	NAME
20307	2020	Frame, in place of 12169.....
20308	—	Frame complete, Nos. 333D, 5960, 5961, 5963, 15077 and 20307, in place of 12171
20309	—	Bobbin Winder complete, Nos. 32D, 180F, 12168, 12170 and 20308.....

**BOBBIN WINDER**

(HAMBURG)

FOR 2135 AND 2862

This Bobbin Winder is the same as No. 12172  
with the following exceptions:

NO.	PLATE	NAME
43981	6119	Frame, in place of 12169.....
43982	6119	Frame complete, Nos. 5960, 5961, 5963, 12336, 15077 and 43981, in place of 12171.....
12336	2003	Spindle, for spool, in place of 333D.....
12337	—	Bobbin Winder complete, Nos. 32D, 180F, 12168, 12170 and 43982.....

**BOBBIN WINDER**

(HAMBURG)

FOR 4370

This Bobbin Winder is the same as No. 12172  
with the following exceptions:

NO.	PLATE	NAME
43981	6119	Frame, in place of 12169.....
43983	6119	Frame complete, Nos. 5960, 5961, 5963, 12336, 15077 and 43981, in place of 12171.....
12336	2003	Spindle, for spool, in place of 333D.....
20498	—	Bobbin Winder complete, Nos. 32D, 180F, 12168, 12170 and 43983.....

**BOBBIN WINDER**

(SWINGING AUTOMATIC, RIGHT HAND)

FOR 2996

FOR POWER TABLE

NO.	PLATE	NAME
27552	1162	Base.....
15072	2014	Bobbin Position Pin.....
27302	1162	Frame.....
50356D	5806	" Hinge Screw.....
1620J	5806	" " " Nut.....
27303	773	" Spring.....
27553	1162	Pulley.....
27538	1162	Spindle with 15072.....
27306	1162	Spool Pin.....
27307	1162	" Stand.....

NO.	PLATE	NAME
27308	1162	Spool Stand complete, Nos. 418E, 1562J, 2106, 10141, 11241, 27306, 27307, two each 2455 and wood screws 1 in. No. 10
11241	2003	Spool Washer (cloth).....
27312	2003	Stop Latch.....
35D	2011	" " Hinge Screw.....
2455	2014	Tension Disc.....
1562J	2014	" Regulating Thumb Nut.....
418E	2014	" Screw Stud.....
10141	2014	" Spring.....
2106	2014	" Thread Guide.....
27650	—	Bobbin Winder, Nos. 35D, 1620J, 27302, 27303, 27312, 27538, 27552, 27553, 50356D and two wood screws 1 in. No. 7
27554	—	Bobbin Winder (swinging automatic, right hand) complete, Nos. 27308 and 27650

**BOBBIN WINDER**

(SWINGING AUTOMATIC, RIGHT HAND)

FOR 2996

FOR STAND

This Bobbin Winder is the same as No. 27554  
with the following exceptions:

NO.	PLATE	NAME
27540	2445	Base, in place of 27552.....
27541	2445	Pulley, in place of 27553.....
27647	2445	Bobbin Winder, Nos. 35D, 1620J, 27302, 27303, 27312, 27538, 27540, 27541, 50356D and two wood screws 1 in. No. 7, in place of 27650.....
27544	—	Bobbin Winder (swinging automatic, right hand) complete, Nos. 27308 and 27647

**BOBBIN WINDER**

(SWINGING AUTOMATIC, RIGHT HAND)

FOR 19131

FOR POWER TABLE

This Bobbin Winder is the same as No. 27554  
with the following exceptions:

NO.	PLATE	NAME
27587	1162	Stop Latch, in place of 27312.....
27651	1162	Bobbin Winder, Nos. 35D, 1620J, 27302, 27303, 27538, 27552, 27553, 27587, 50356D and two wood screws 1 in. No. 7, in place of 27650.....

NO.	PLATE	NAME
27588	—	Bobbin Winder (swinging automatic, right hand) complete, Nos. 27308 and 27651

**BOBBIN WINDER**

(SWINGING AUTOMATIC, RIGHT HAND)  
FOR 19131  
FOR STAND

This Bobbin Winder is the same as No. 27554  
with the following exceptions:

NO.	PLATE	NAME
27540	2445	Base, in place of 27552
27541	2445	Pulley, in place of 27553
27587	1162	Stop Latch, in place of 27312
27875	—	Bobbin Winder, Nos. 35D, 1620J, 27302, 27303, 27538, 27540, 27541, 27587, 50356D and two wood screws 1 in. No. 7, in place of 27650
27876	—	Bobbin Winder (swinging automatic, right hand) complete, Nos. 27308 and 27875

**BOBBIN WINDER**

(SWINGING AUTOMATIC, RIGHT HAND)  
FOR 24051  
FOR POWER TABLE

This Bobbin Winder is the same as No. 27554  
with the following exceptions:

NO.	PLATE	NAME
27699	2003	Stop Latch, in place of 27312
27700	—	Bobbin Winder, Nos. 35D, 1620J, 27302, 27303, 27538, 27552, 27553, 27699, 50356D and two wood screws 1 in. No. 7, in place of 27650
27701	—	Bobbin Winder (swinging automatic, right hand) complete, Nos. 27308 and 27700

**BOBBIN WINDER**

(SWINGING AUTOMATIC, RIGHT HAND)  
FOR 24051  
FOR STAND

This Bobbin Winder is the same as No. 27554  
with the following exceptions:

NO.	PLATE	NAME
27540	2445	Base, in place of 27552
27541	2445	Pulley, in place of 27553

NO.	PLATE	NAME
27699	2003	Stop Latch, in place of 27312
41548	—	Bobbin Winder, Nos. 35D, 1620J, 27302, 27303, 27538, 27540, 27541, 27699, 50356D and two wood screws 1 in. No. 7, in place of 27650
41549	—	Bobbin Winder (swinging automatic, right hand) complete, Nos. 27308 and 41548

**BOBBIN WINDER**

(SWINGING AUTOMATIC, RIGHT HAND)  
FOR 2996, 19131 AND 24051  
FOR POWER TABLE

NO.	PLATE	NAME
*225451	—	Bobbin Holder
225463	3469	" Winder and Tension Bracket Base
225453	3470	Frame with 202277 and 225438
225454	3471	" Hinge Pin
202277	3471	" Oil Packing (wick)
225438	3471	" " Well Cap
225455	3471	" Spring
225456	3471	" " Plunger
202473	3470	Pulley with 200380C
200380C	3471	" Set Screw
*225443	—	Spindle
225452	3470	" 225443 with 225451
225444	3471	Stop Latch
200056E	3471	" " Screw
225458	3471	" " Thumb Lever
225459	3471	" " " Hinge Stud
225460	3471	" " " " Joint Stud
202478	3471	" " Trip Lever
200299H	3471	" " " " Hinge Screw
225461	3471	Tension Bracket with 201499B
200082D	3471	" " Screw
202104	3471	" " " Washer
2102	3471	" Disc
202407	3471	" Spring
201499B	3471	" Stud
201572B	3471	" " Thumb Nut
225462	—	Tension Bracket complete, Nos. 201572B, 202407, 225461 and two 2102
225436	3469	Bobbin Winder complete, Nos. 200056E, 200082D, 200299H, 202104, 202473, 202478, 225444, 225452 to 225456, 225458 to 225460, 225462, 225463 and two wood screws 3/4 in. No. 13 R. H. B.





NO.	PLATE	NAME
15130	818	Treadle Pitman complete, Nos. 2762, 2877, 6055, 9079, 27637 and 27638.
14233	818	Treadle Pitman complete, for bench stand, Nos. 2762, 6055, 9079, 14081, 27637 and 27638.
2878	363	Treadle Stand.
27642	—	Treadle complete, Nos. 2878, 9082, 27636 and four wood screws 1 in. No. 16.
15131	—	Treadle and Pitman complete, Nos. 15130 and 27642.
14234	—	Treadle and Pitman complete, Nos. 14233 and 27642.
2762	1206	Treadle Stop Collar with 362F.
362F	2009	" " " Set Screw.
12478	—	Driving Attachment with Bobbin Winder and Treadle complete, Nos. 210D, 692D, 12475, 14234 or 15131, 16522, 16592, 16594, 20372, 24355, 27072, 27308, 44176 and two 65D.

## DRIVING ATTACHMENT

FOR 31-21, 31-23, 31-25, 31-26, 31-28 TO 31-31, 31-43 and 31-45 MACHINES

This Driving Attachment is the same as No. 12478 with the following exceptions:

NO.	PLATE	NAME
19258	2009	Bobbin Winder Stop Latch with 152F and 1550E, in place of 16516.
19260	—	Driving Arm complete, Nos. 32D, 75D, 180F, 427E, 693D, 1508C, 1579C, 12170, 12178, 16515, 16518, 16530, 19258 and 27303, in place of 16522.
20141	—	Driving Attachment with Bobbin Winder and Treadle complete, Nos. 210D, 692D, 12475, 14234 or 15131, 16592, 16594, 19260, 20372, 24355, 27072, 27308, 44176 and two 65D.

## FOOT LIFTER PARTS

NO.	PLATE	NAME
5596	768	Bell Crank.
56848	—	" " 5596 with 5599 and 5601.
5599	768	" " Bracket.
178E	782	" " " Screw.

NO.	PLATE	NAME
5601	773	Bell Crank Hinge Pin.
5735	1353	" " Spring.
5598	768	Bell Crank complete, Nos. 5735 and 56848x.
5670	—	Chain, length 26 in. to 35 in.
NOTE: When ordering No. 5670 state length required.		
4879	2004	Chain Connecting Link for 4885.
12237	766	Lifting Lever with 448c, for 20008.
20233	2000	" " " " " 20289.
20340	2049	" " " " " 20488, 43913 and 43929.
12415	768	Lifting Lever Connecting Rod.
12416	774	" " " " " Joint.
76D	782	" " " " " Hinge Screw.
1521E	772	Lifting Lever Connecting Rod Lock Nut.
802D	782	" " Hinge Screw.
12241	772	" " Link for 20008 and 43929.
20234	2010	" " " " 20289 and 43913.
24153	1317	" " " " 20488.
766D	782	" " " Hinge Screw.
12240	772	" " Pin for 20008 and 20289.
16586	5843	" " " " 43913 and 43929.
24154	1317	" " " " 20488.
448c	783	" " " Set Screw.
2763	819	Rock Shaft.
12242	819	" " Hanger with two wood screws 1 in. No. 10.
6337	819	Rock Shaft Lifting Bracket with two 356c.
12243	819	" " " " Hook for 5598.
7125	819	" " " " " 5670.
356c	783	" " " " " Set Screw.
356c	783	" " " " " Set Screw.
2770	819	" " Stop Dog with 356c.
356c	783	" " " " " Set Screw.
4880	819	Rock Shaft complete, Nos. 2763, 2770, 7125, 12243 and two each 6337 and 12242.
4881	819	Treadle.
4882	2004	" Shaft.
4883	2004	" Spring.
4884	819	" Stand.
4885	819	Treadle complete, Nos. 4879, 4881 to 4884 and two wood screws 1 in. No. 16.
20008	—	Foot Lifter complete for 31-17, 31-18 and 31-21 Machines, Nos. 76D, 766D, 802D, 1521E, 4880, 4885, 5598, 5670, 12237, 12240, 12241, 12415, 12416 and two 178E.

NO.	PLATE	NAME
20289	—	Foot Lifter complete for 31-23, 31-25, 31-26 and 31-28 to 31-31 Machines, Nos. 76D, 766D, 802D, 1521E, 4880, 4885, 5598, 5670, 12240, 12415, 12416, 20233, 20234 and two 178E.....
20488	—	Foot Lifter complete for 31-40 and 31-41 Machines, Nos. 76D, 766D, 802D, 1521E, 4880, 4885, 5598, 5670, 12415, 12416, 20340, 24153, 24154 and two 178E.....
43913	—	Foot Lifter complete for 31-43 Machine, Nos. 76D, 766D, 802D, 1521E, 4880, 4885, 5598, 5670, 12415, 12416, 16586, 20234, 20340 and two 178E.....
43929	—	Foot Lifter complete for 31-36 and 31-38 Machines, Nos. 76D, 766D, 802D, 1521E, 4880, 4885, 5598, 5670, 12241, 12415, 12416, 16586, 20340 and two 178E.....

## FOOT LIFTER PARTS

### FOR 31-44 MACHINE

NO.	PLATE	NAME
6439	—	Chain, 36 to 45 inches.....
Note: When ordering No. 6439 give length required.		
4879	2004	Chain Connecting Link.....
14229	5760	" Guide Bracket with 448c.....
14230	5760	" " Pulley.....
14231	5757	" " " Shaft with 858c.....
	858c	783 " " " Plug Screw.....
	448c	783 " " " Set Screw.....
14232	5760	Chain Guide complete, Nos. 14229 to 14231 and four wood screws 1½ in. No. 10, R. H. B.....
44090	5814	Lifting Lever with 448c.....
44091	5814	" " Connecting Rod.....
44092	5815	" " " " Joint.....
	802D	782 " " Hinge Screw.....
12241	772	" " Link.....
	766D	782 " " Hinge Screw.....
12240	772	" " Pin.....
	448c	783 " " Set Screw.....
4881	819	Treadle.....
4882	2004	" Shaft.....
4883	2004	" Spring.....
4884	819	" Stand.....

NO.	PLATE	NAME
4885	819	Treadle complete, Nos. 4879, 4881 to 4884 and two wood screws 1 in. No. 16.....
44093	—	Foot Lifter complete, Nos. 766D, 802D, 4885, 6439, 12240, 12241, 44090 to 44092 and two 14232.....

## KNEE LIFTER PARTS

NO.	PLATE	NAME
5596	768	Bell Crank.....
56848	—	" " 5596 with 5599 and 5601.....
5599	768	" " Bracket.....
	178E	782 " " " Screw.....
5601	773	" " Hinge Pin.....
5735	1353	" " Spring.....
5598	768	Bell Crank complete, Nos. 5735 and 56848.....
43140	—	Chain, length 6½ in., for 44185.....
12237	766	Lifting Lever with 448c, for 12445 and 20466.....
20233	2000	Lifting Lever with 448c, for 20235 and 43932.....
20340	2049	Lifting Lever with 448c, for 20489, 43914, 43930, 43934 and 43935.....
44090	5814	Lifting Lever with 448c, for 44185.....
12415	768	" " Connecting Rod for 12445, 20235, 20466, 20489, 43914, 43930, 43932, 43934 and 43935.....
44091	5814	Lifting Lever Connecting Rod for 44185..
12416	774	" " " " Joint for 12445, 20235, 20466, 20489, 43914, 43930, 43932, 43934 and 43935.....
44092	5815	Lifting Lever Connecting Rod Joint for 44185.....
	76D	782 Lifting Lever Connecting Rod Joint Hinge Screw.....
	1521E	772 Lifting Lever Connecting Rod Lock Nut..
	802D	782 " " Hinge Screw.....
12241	772	" " Link for 12445, 20466, 43930, 43934 and 44185.....
20234	2010	Lifting Lever Link for 20235, 43914 and 43932.....
24153	1317	Lifting Lever Link for 20489 and 43935.....
	766D	782 " " " Hinge Screw.....
12240	772	" " Pin for 12445, 20235, 20466, 43932 and 44185.....
16586	5843	Lifting Lever Pin for 43914, 43930 and 43934.....

NO.	PLATE	NAME
24154	1317	Lifting Lever Pin for 20489 and 43935...
445c	783	" " " " Set Screw.....
2783	766	Rock Shaft for 2777, 12250 and 15167....
20091	5735	" " " " 20465.....
12242	766	" " Hanger with two wood screws 1 in. No. 10, for 2777 and 15167.....
7539	766	Rock Shaft Hanger with two wood screws 1 in. No. 10, for 12250.....
2764	5735	Rock Shaft Hanger (back) with two wood screws 1 in. No. 10, for 20465.....
16128	5735	Rock Shaft Hanger (front) with two wood screws 1 in. No. 10, for 20465.....
2765	766	Rock Shaft Knee Arm.....
2766	766	" " " " Hub with 356c, for 2768.....
20462	5735	Rock Shaft Knee Arm Hub with 356c, for 20463.....
356c	783	Rock Shaft Knee Arm Hub Set Screw....
2768	—	Rock Shaft Knee Arm complete for 2777, 12250 and 15167, Nos. 2765 to 2767....
20463	—	Rock Shaft Knee Arm complete for 20465, Nos. 2765, 2767 and 20462.....
2767	766	Rock Shaft Knee Plate with 356c.....
356c	783	" " " " Set Screw.....
20464	5735	" " Lifting Arm with 356c, for 20465.....
356c	783	Rock Shaft Lifting Arm Set Screw.....
6337	766	" " " " Bracket with two 356c, for 2777 and 12250.....
2778	766	Rock Shaft Lifting Bracket Hook for 2777 and 12250.....
6338	—	Rock Shaft Lifting Bracket Hook for 15167.....
356c	783	Rock Shaft Lifting Bracket Hook Set Screw.....
356c	783	Rock Shaft Lifting Bracket Set Screw....
2770	766	" " Stop Dog with 356c.....
356c	783	" " " " Set Screw.....
2777	766	Rock Shaft complete for 43914, Nos. 2763, 2768, 2770, 2778, 6337 and two 12242..
12250	—	Rock Shaft complete for 12445, 20235, 20489 and 43930, Nos. 2763, 2768, 2778, 6337 and two each 2770 and 7539.....
15167	—	Rock Shaft complete for 44185, Nos. 2763, 2768, 2770, 6337, 6338 and two 12242

NO.	PLATE	NAME
20465	5735	Rock Shaft complete for 20466, 43932, 43934 and 43935, Nos. 2764, 16128, 20091, 20463, 20464 and two 2770.....
12445	—	Knee Lifter complete (power table or Stand 25265) for 31-17, 31-18 and 31-21 Machines, Nos. 76d, 766d, 802d, 1521E, 5598, 12237, 12240, 12241, 12250, 12415, 12416 and two 178E....
20235	—	Knee Lifter complete (power table or Stand 25265) for 31-23, 31-25, 31-26 and 31-28 to 31-31 Machines, Nos. 76d, 766d, 802d, 1521E, 5598, 12240, 12250, 12415, 12416, 20233, 20234 and two 178E
43930	—	Knee Lifter complete (power table or Stand 25285) for 31-36 and 31-38 Machines, Nos. 76d, 766d, 802d, 1521E, 5598, 12241, 12250, 12415, 12416, 16586, 20340 and two 178E.....
20489	—	Knee Lifter complete (power table or Stand 25265) for 31-40 and 31-41 Ma- chines, Nos. 76d, 766d, 802d, 1521E, 5598, 12250, 12415, 12416, 20340, 24153, 24154 and two 178E.....
20466	—	Knee Lifter complete (Stand No. 25255) for 31-17, 31-18 and 31-21 Machines, Nos. 76d, 766d, 802d, 1521E, 5598, 12237, 12240, 12241, 12415, 12416, 20465 and two 178E.....
43914	—	Knee Lifter complete for 31-43 Machine, Nos. 76d, 766d, 802d, 1521E, 2777, 5598, 12415, 12416, 16586, 20234, 20340 and two 178E.....
43932	—	Knee Lifter complete (Stand No. 25255) for 31-23, 31-25, 31-26 and 31-28 to 31-31 Machines, Nos. 76d, 766d, 802d, 1521E, 5598, 12240, 12415, 12416, 20233, 20234, 20465 and two 178E.....
43934	—	Knee Lifter complete (Stand No. 25255) for 31-36 and 31-38 Machines, Nos. 76d, 766d, 802d, 1521E, 5598, 12241, 12415, 12416, 16586, 20340, 20465 and two 178E
43935	—	Knee Lifter complete (Stand No. 25255) for 31-40 and 31-41 Machines, Nos. 76d, 766d, 802d, 1521E, 5598, 12415, 12416, 20340, 20465, 24153, 24154 and two 178E
44185	—	Knee Lifter complete (bench stand) for 31-44 Machine, Nos. 766d, 802d, 12240, 12241, 15167, 43140 and 44090 to 44092

**KNIFE GRINDERS****KNIFE GRINDER**

FOR 16598 AND 19173 TO 19179

NO.	PLATE	NAME
27565	1104	Emery Wheel, 2 in. diam.
1508c	1105	" " Clamping Nut
27822	1105	" " " " Washer
27567	1105	" " Shaft
27568	1105	" " " Oil Hole Cover (rubber)
27569	1105	" " " Pulley
310F	1105	" " " Screw Centre
1516D	1105	" " " " " Nut
27564	1104	Frame with 27574
899D	1105	Knife Clamping Screw
27657	---	" Holder Body for 27658
27679	---	" " " " 27681
27680	---	" " " " 27682
27658	1105	Knife Holder complete, Nos. 899D, 27657 and 27660
27681	6255	Knife Holder complete, Nos. 899D, 11833, 27660 and 27679
27682	6255	Knife Holder complete for 16598 and 19173 to 19179, Nos. 899D, 11833, 27660 and 27680
27323	1105	Knife Holder Guide Bar
27572	1104	" " " " Bracket with 27574
310F	1105	Knife Holder Guide Bar Bracket Screw Centre
1516D	1105	Knife Holder Guide Bar Bracket Screw Centre Nut
27573	1105	Knife Holder Guide Bar Bracket Spring
27574	1105	" " " " " " Hook
27659	1105	Knife Holder Stop Collar with 237F
237F	1105	" " " " " Set Screw
27660	6255	" Position Pin for 27658
27660	6255	" " " (lower) for 27681 and 27682
11833	6255	Knife Position Pin (upper) for 27681 and 27682
261D	1105	Knife Regulating Thumb Screw
*60583	---	Knife Grinder, Nos. 261D, 1508C, 27323, 27564, 27565, 27567, 27569, 27572, 27573, 27659, 27822, two 27568 and four each 310F and 1516D

NO.	PLATE	NAME
27661	---	Knife Grinder complete, Nos. 27662, 60583, either 27658, 27681 or 27682 and three wood screws 1 in. No. 10
27662	1104	Wrench for 1508 and 1516

**KNIFE GRINDER**

FOR 24164, 24168, 24586, 24605 AND 24607

NO.	PLATE	NAME
27565	1104	Emery Wheel, 2 in. diam.
1508c	1105	" " Clamping Nut
27822	1105	" " " " Washer
27567	1105	" " Shaft
27568	1105	" " " Oil Hole Cover (rubber)
27569	1105	" " " Pulley
310F	1105	" " " Screw Centre
1516D	1105	" " " " " Nut
27564	1104	Frame with 27574
1127D	2835	Knife Thumb Screw
41322	2835	" Holder with 1127D
41323	2835	" " Bracket with 183F, 27574 and 41324
310F	1105	Knife Holder Bracket Screw Centre
1516D	1105	" " " " " Nut
27573	1105	" " " Spring
27574	1105	" " " Hook
41324	2835	" " Hinge Stud
183F	2835	" " " " Set Screw
261D	1105	" Regulating Thumb Screw
41325	---	Knife Grinder complete, Nos. 261D, 1508C, 27564, 27565, 27567, 27569, 27573, 27662, 27822, 41322, 41323, two 27568, three wood screws 1 in. No. 10 and four each 310F and 1516D
27662	1104	Wrench for 1508 and 1516

**STAND**

HIGH SPEED

NO.	PLATE	NAME
25329	3813	Band Wheel, 16 in. diam., with 1312c
1312c	3817	" " Set Screw
25421	3814	" " Shaft
25422	3815	" " " Driver (left)
25423	3815	" " " " " " Clutch (left)

NO.	PLATE	NAME
25424	3815	Band Wheel Shaft Driver (left) Clutch (right) with 5564.
25425	3817	Band Wheel Shaft Driver (left) Clutch Spring.
5564	3817	Band Wheel Shaft Driver (left) Clutch Spring Hook.
25426	3815	Band Wheel Shaft Driver (right).
25427	3815	" " " " Clutch (left).
25428	3815	Band Wheel Shaft Driver (right) Clutch (right) with 5564.
25425	3817	Band Wheel Shaft Driver (right) Clutch Spring.
5564	3817	Band Wheel Shaft Driver (right) Clutch Spring Hook.
25429	3815	Band Wheel Shaft Driving Flange with 356c.
*46604	—	Band Wheel Shaft Driving Flange (left) complete, Nos. 25422 to 25425, 25429 and 25434.
*46605	—	Band Wheel Shaft Driving Flange (right) complete, Nos. 25425 to 25429 and 25434.
356c	3817	Band Wheel Shaft Driving Flange Set Screw.
25370	—	Belt, size ¼ in., length 67½ in., with 25127.
25127	3817	" Hook.
25430	3814	Brace.
748E	3817	" Screw.
20467	5762	Drip Pan with eight 1 in. wire nails, for Drop Feed Machines.
43940	5763	Drip Pan with eight 1 in. wire nails, for Wheel Feed Machines.
25431	3813	Driving Arm (left) with 435c and 25435.
25432	3813	" " (right) with 435c and 25435.
25433	3816	" " Hinge Pin.
435c	3817	" " " " Set Screw.
25434	3815	" Pinion.
25345	3813	" Segment (rack).
534E	3817	" Bolt with 1510E.
1510E	3817	" " " " Nut.
25446	3817	" " " " Washer.
25349	3813	Foot Rest.
25350	3817	" " Cotter Pin.
25435	3816	" " Hinge Pin.
25436	3813	Leg (left).
25437	3813	" (right).

NO.	PLATE	NAME
25438	3814	Leg Stay Rod.
1508E	3817	" " " " Nut.
25086	3813	Wrench for 1510.
25255	—	Stand (iron work) complete, Nos. 25086, 25329, 25421, 25430 to 25432, 25436 to 25438, 46604, 46605, two each 25345, 25349, 25350, 25433 and four each 534E, 748E, 1508E and 25446.

## STAND

### ROCKING TREADLE, BALL BEARING PITMAN

NO.	PLATE	NAME
25301	3825	Band Wheel, 16 in. diam., with 972c.
46519	3825	" " Crank.
46520	—	Band Wheel Crank and Pitman (ball bearing) complete, Nos. 1520E, 25371, 46506 to 46509, 46519, 46523, 46630, 46655 and six 25362.
296c	3826	Band Wheel Crank Screw Centre.
46661	—	" " " " " 296c with 1507.
1507	3826	Band Wheel Crank Screw Centre Nut.
972c	3826	" " " " Set Screw.
25016	—	Belt, size ¼ in., length 69½ in., with 25127.
25127	3826	" Hook.
46533	6142	Brace with 46661 and two 46629.
748E	3826	" Screw.
46662	6142	Brace (sectional) complete, Nos. 46528, 46663 and three 880E.
46528	6142	Brace Section (left) with 46629.
46663	6142	" " (right) with 46629 and 46661.
880E	5843	" " " " Screw.
46522	3825	Leg.
25362	3826	Pitman Ball, size ¾ in.
46506	3826	" " Bearing Adjusting Screw Ring.
46507	3826	" " " " " " " " " " Locking Washer (brass).
46508	3826	Pitman Ball Bearing Ring.
46509	3826	" " Case.
46655	3826	" " Separator.
46523	3825	" Rod with 25360.
*25360	—	" " Ball.
25371	3826	" " " " Bushing.
25361	3826	" " " " " " Screw Bearing.
46630	—	" " " " " " " " 25361 with 1670E.





NO.	PLATE	NAME
25284	—	Stand (iron work) complete, Nos. 10875, 25086, 25200, 25301, 46524, 46533, 46656, two 46322 and four 748e.....
67175	5843	Hook for 67072.....
67176	5844	Treadle Pitman Rod (lower).....
67086	5844	" " " (upper).....
9079	5844	" " " Clamp with 354c.....
354c	774	" " " " Screw.....
67177	5844	Treadle Pitman complete, Nos. 9079, 67086 and 67176j.....

## STARTING TREADLE PARTS

FOR 31-44 MACHINE

NO.	PLATE	NAME
13351	—	Chain, 46 in. to 55 in. long.....
NOTE: When ordering No. 13351 give length required.		
4879	2004	Chain Connecting Link.....
14229	5760	" Guide Bracket with 448c.....
14230	5760	" " Pulley.....
14231	5757	" " " Shaft with 858c.....
858c	783	" " " " Plug Screw.....
448c	783	" " " " Set Screw.....
14232	5760	Chain Guide complete, Nos. 14229 to 14231 and four wood screws 1 1/4 in. No. 10 R. H. B.....
4881	819	Treadle.....
4882	2004	" Shaft.....
4883	2004	" Spring.....
4884	819	" Stand.....
4885	819	Treadle complete, Nos. 4879, 4881 to 4884 and two wood screws 1 in. No. 16.....

## TRIMMINGS FOR END AND BACK LEAF TABLE

NO.	PLATE	NAME
25001	3825	Back Leaf Bracket with two wood screws 1 in. No. 10.....
25002	3825	Back Leaf Scroll Bracket with 3/4 in. No. 9 and two 1 in. No. 12 wood screws.....
25003	3825	Back Leaf Sliding Hinge, Nos. 25149, three 25151 and six wood screws 3/4 in. No. 7.....
25151	3825	Back Leaf Sliding Hinge Plate.....
25149	3825	" " " " Rod.....

NO.	PLATE	NAME
25057	3825	End Leaf Support complete, Nos. 25143, 25168, 25169 and two wood screws 3/4 in. No. 7.....
25168	3825	End Leaf Support Bracket.....
25060	3825	" " " Button with wood screw 1 1/2 in. No. 12 R. H. B.....
25169	3825	End Leaf Support Lever.....
25143	5742	" " " " Hinge Pin.....
20022	5742	Machine Rest (felt) for machine on stand.....

## THREAD UNWINDERS

### THREAD UNWINDER

FOR ONE LARGE SPOOL OR ONE LARGE CONE OF THREAD

NO.	PLATE	NAME
27623	2836	Spool Pin.....
155c	5843	" " Set Screw.....
41526	2836	" Rest.....
60701	—	" " 41526 with 155c and 1149c.....
41527	—	" " 60701 with 27623.....
1149c	5742	" " Set Screw.....
27940	2836	" Stand with 453c.....
41514	2836	" Weight, 4 in. diam., with 41515.....
41515	5742	" " Centre Pin.....
27739	2836	Thread Cone (wood).....
41630	2836	" Guard with 208e and 41569.....
41569	5842	" " Eyelet.....
41637	2836	" " Rod (lower).....
41638	2836	" " " (upper).....
41639	2836	" " " Coupling with two 456c.....
456c	1310	" " " " Set Screw.....
41640	—	Thread Guard Rod complete, 30 in. long, Nos. 41637 to 41639.....
453c	783	Thread Guard Rod Set Screw.....
208e	782	" " Screw.....
41529	2836	Thread Unwinder complete, Nos. 27739, 27940, 41514, 41527, 41630, 41640 and three wood screws 1 in. No. 12.....

### THREAD UNWINDER

FOR TWO LARGE SPOOLS OR TWO LARGE CONES OF THREAD

NO.	PLATE	NAME
27623	2836	Spool Pin.....
155c	5843	" " Set Screw.....
41530	2837	" Rest.....

NO.	PLATE	NAME
60455	—	Spool Rest 41530 with 1149c and two 155c
41531	—	“ “ 60455 with two 27623
1149c	5742	“ “ Set Screw
27940	2836	“ Stand with 453c
41514	2836	“ Weight, 4 in. diam., with 41515
41515	5742	“ Centre Pin
27739	2836	Thread Cone (wood)
41631	2837	“ Guard with 208e and two 41569
41569	5842	“ “ Eyelet
41637	2836	“ “ Rod (lower)
41638	2836	“ “ “ (upper)
41639	2836	“ “ “ Coupling with two 456c
456c	1310	“ “ “ Set Screw
41640	—	Thread Guard Rod complete, 30 in. long, Nos. 41637 to 41639
453c	783	Thread Guard Rod Set Screw
208E	782	“ “ Screw
41533	2837	Thread Unwinder complete, Nos. 27940, 41531, 41631, 41640, two each 27739, 41514 and three wood screws 1 in. No. 12

## OBSOLETE PARTS

NO.	PLATE	NAME
25330	3816	Band Wheel Brake (rubber) for 25418
25418	3814	“ “ “ Lever with 443c and 25330, for 25255
25419	3816	Band Wheel Brake Lever Hinge Pin for 25418
443c	3817	Band Wheel Brake Lever Hinge Pin Set Screw
25420	3816	Band Wheel Brake Lever Spring for 25418
12484	2003	Bobbin Winder Spring for 12172, 12202 and 12337
12365	2001	Crank Connecting Rod with 14013 and two 896e, for 375
12496	2001	Crank Connecting Rod with 14013 and two 896E, for 908, use 20197
*14013	—	Crank Connecting Rod Cap for 12365 and 12496
375c	782	Crank Connecting Rod Hinge Screw
1518E	783	“ “ “ “ “ Nut for 375
20021	5761	Drip Pan with four 1 in. wire nails, for power table, for Drop Feed Machines, use 44212

NO.	PLATE	NAME
12225	768	Driving Arm Pitman Crank for 12476 for 12478 and 20141
12476	774	Driving Arm Pitman Crank Spring for 12225 for 12478 and 20141
12200	774	Feed Lifting Rock Shaft Crank (back) with 462c, use 3043
58E	782	Feed Regulator Hinge Screw
12380	—	Feed Rock Shaft complete, Nos. 3043 and 12379, use 20333
24163	2018	Knife and Holder (solid) for under trim- ming, for 31-25 Machine, use 24165
24189	2018	Knife and Holder (solid) for edge trim- ming, for 31-25 Machine, use 24167
20368	770	Needle Bar Connecting Stud complete, Nos. 453c, 12383 and 20367, use 12384
20367	770	Needle Bar Connecting Stud Slide Block for 20368
12385	767	Needle Bar Crank with 855c and 858c, use 20188
855c	783	Needle Bar Crank Position Screw for 12385
696E	782	Needle Bar Plug Screw
12495	2014	“ “ “ “ Rivet
12188	768	Oil Cover for 12478 and 20141
397D	782	“ “ “ Screw
24023	2009	“ Cup Extension with 24075, for 24024
24024	2009	Oil Cup complete for 31-17, 31-18, 31-36, 31-38, 31-40 and 31-41 Machines, Nos. 12486, 24020 and 24023, use 44007
12386	767	Oscillating Rock Shaft for 375 for 12387
12387	—	Oscillating Rock Shaft complete, Nos. 4784, 12386 and 12388
12497	2001	Oscillating Rock Shaft for 908 and 1902 for 12498, use 24104
12498	—	Oscillating Rock Shaft complete, Nos. 4784, 12388 and 12497, use 24105
12443	772	Oscillating Rock Shaft Oil Pad for 16508
16508	772	“ “ “ “ “ Holder with 12443
238D	782	Oscillating Rock Shaft Oil Pad Holder Screw
12390	771	Oscillating Shaft Crank complete, Nos. 457c, 1518e, 1902 and 19496
1902	783	Oscillating Shaft Crank Roller and Screw Stud
1518E	783	Oscillating Shaft Crank Roller and Screw Stud Nut

## OBSOLETE PARTS

NO.	PLATE	NAME
460c	783	Oscillating Shaft Crank Set Screw for 12390, 19447 and 20296.....
16570	2004	Presser Bar (hollow) for 31-17 Machine....
16574	2015	Roller Arm Bracket for 16570.....
16575	2015	" " " Position Collar with 456c, for 16574.....
456c	1310	Roller Arm Bracket Set Screw for 16575....
16576	2015	" " " Spring for 16574.....
236F	2015	" " " Screw.....
24117	2006	Shuttle Bobbin Case Guide Plate for 24120
1053D	2006	" " " " " Screw for 24120.....
15003	771	Shuttle Bobbin Case Hinge, Nos. 2972 to 2974, for 12417 and 19293.....
20652	—	Shuttle Bobbin Case Hinge, Nos. 2973, 2974 and 20593, for 20653.....
2972	771	Shuttle Bobbin Case Latch for 15003.....
20593	2012	" " " " " 20652.....
2521	5825	" " " " Spring for 20653.....
20595	2012	" " " " Position Finger for 20651 and 20653.....
12417	—	Shuttle Bobbin Case complete for 12392, Nos. 591F, 592E, 2523, 2526, 2975, 7553 and 15003, use 19293.....
19293	771	Shuttle Bobbin Case complete for 19292, Nos. 591F, 592E, 2523, 2975, 7553, 15003 and 15098, use 24074.....
20653	2012	Shuttle Bobbin Case complete for 20655, Nos. 591F, 592E, 2521, 2523, 20595, 20652 and 20654, use 20651.....
20651	2012	Shuttle Bobbin Case complete for 20655, Nos. 591F, 592E, 2523, 2975, 20595, 20650 and 20651.....
20377	2047	Shuttle Bobbin Retaining Spring for 20297
20596	2012	" Body for 20655.....
462c	773	" Driver Set Screw for 12444 and 19406.....
20301	2047	Shuttle Main Spring for 20297.....
12392	—	Shuttle, 1 $\frac{1}{4}$ in. diam., Nos. 2996, 12393 and 12417, use 19292.....
20655	2012	Shuttle, 1 $\frac{1}{4}$ in. diam., Nos. 19131, 20596 and 20651, for 31-21 Machine.....
5708	—	Shuttle Race Body for 5707.....
24118	—	" " " " 24120.....
5707	767	Shuttle Race complete for 31-17 Machine, Nos. 648D, 2531, 2533, 5708, 5709 and two each 662D and 2532.....

## OBSOLETE PARTS

NO.	PLATE	NAME
24120	2006	Shuttle Race complete for 31-21 Machine, Nos. 907D, 2419, 2533, 24009, 24117, 24118, two 2532 and four 1053D, use 24325.....
648D	782	Shuttle Race Back Spring Screw for 5707
647F	774	" " Screw, use 145D.....
12395	—	" " Slide, use 12431.....
12396	—	Shuttle Race Slide complete, Nos. 4307, 12395 and two 240D, use 12432.....
240D	782	Shuttle Race Slide Spring Screw for 12396
2526	5842	" Tension Spring for 12417, use 15098
12354	772	Tension Releaser, use 20037.....
20314	1353	" " for 29549.....
20064	2014	" Thread Guard.....
190D	782	" " " Screw.....
Nos. 12400 to 12402 FOR 12399		
12400	773	Thread Retainer Sleeve.....
12401	773	" " Spring.....
12402	773	" " Stud.....
12399	—	Thread Retainer complete, Nos. 12400 to 12402.....
430c	783	Thread Take-up Lever Link Hinge Pin Set Screw for 31-17, 31-18, 31-21, 31-36, 31-38, 31-40 and 31-41 Machines.....
24181	2017	Throat Plate Needle Hole Strip, large oblong needle hole, for 24183.....
24182	—	Throat Plate Needle Hole Strip, small oblong needle hole, for 24183.....

## NUMERICAL LIST OF PARTS

NO.	PLATE	NAME
32D	782	Bobbin Winder Frame Hinge Screw for 12172, 12202, 12337, 16522, 19260, 20309 and 20498.....
35D	2011	Bobbin Winder Stop Latch Hinge Screw for 27647, 27650, 27651, 27700, 27875 and 41548.....
58E	782	Feed Regulator Hinge Screw, obsolete...
61F	2563	" Wheel Driver Link Hinge Screw for 44111.....
65D	782	Driving Attachment Driving Arm Pitman Hinge Screw for 12478 and 20141.....
75D	782	Driving Attachment Bobbin Winder Stop Latch Hinge Screw for 16522 and 19260
76D	782	Lifting Lever Connecting Rod Joint Hinge Screw (Foot and Knee Lifters except 44093 and 44185).....
85D	2567	Shuttle Race Ring Clamp Screw for 24968
90C	5822	Knife Bar Disengaging Lever Latch Hinge Screw for 31-44 Machine.....
94D	1375	Edge Guide Slide Lever Hinge Screw for 26810.....
95C	5822	Tripping Stud Holder Screw for 31-44 Machine.....
101F	971	Corder Cord Guide Arm Hinge Screw for 25787.....
104D	2017	Knife Driving Lever Fork Swivel Screw for 24169.....
106D	1317	Knife Bar Crank Coupling Pin Disengaging Lever Screw for 24435.....
110D	5822	Knife Bar Disengaging Lever Latch Connecting Link Hinge Screw (latch end) for 31-44 Machine.....
110D	5822	Knife Bar Disengaging Lever Latch Connecting Link Hinge Screw (starting lever extension end) for 31-44 Machine.....
112D	2047	Shuttle Tension Spring Screw for 44000..
119C	2008	Feed Wheel Frame Adjusting Screw for 19302 and 20495.....
127E	5822	Knife Cam Gear Screw for 31-44 Machine
129D	5736	" Bar Driving Crank Bracket Screw for 31-43 Machine.....
129E	5736	Knife Cam Plate Screw for 31-44 Machine
135D	2026	Corder Screw for 26169, 26328 and 28788

## NUMERICAL LIST OF PARTS

NO.	PLATE	NAME
144D	782	Arm Shaft Screw for 31-17, 31-18, 31-21, 31-23, 31-25, 31-26, 31-28 to 31-31, 31-36, 31-38, 31-40, 31-41, 31-43 and 31-45 Machines.
145D	782	Knife Cam Lever Stop Screw for 31-44 Machine.
145D	782	Shuttle Race Screw for 31-17, 31-18, 31-21, 31-36, 31-38, 31-40, 31-41, 31-44 and 31-45 Machines.
151C	2008	Feed Wheel Friction Plate (back) Screw for 19302, 20495, 43916 and 44104.
152F	782	Driving Attachment Bobbin Winder Stop Latch Adjusting Screw for 16516 and 19258.
155C	5843	Thread Unwinder Spool Pin Set Screw for 60455 and 60701.
157J	782	Feed Lifting Rock Shaft Crank (front) Clamping Screw for 3166 and 12376.
157J	782	Feed Rock Shaft Crank Clamping Screw for 20633.
158C	1206	Bed Frame Cushion Screw for 20067.
158E	1206	Knife Bar Driving Lever Hinge Stud Bracket Screw for 31-44 Machine.
158D	1206	Shuttle Race Screw for 31-23, 31-25, 31-26, 31-28 to 31-31 and 31-43 Machines.
175D	5736	Knife Cam Lever Roller Arm Cap Screw for 44059.
176D	5823	Roller Arm Lock Spring Screw for 44067.
178E	782	Bell Crank Bracket Screw (Foot and Knee Lifters except 44093 and 44185).
180F	782	Bobbin Winder Spring Screw for 12172, 12202, 12337, 16522, 19260, 20309 and 20498.
181D	5830	Binder Edge Guide Screw for 120061.
183C	2008	Feed Wheel Friction Plate (front) Screw for 19302, 20495, 43916 and 44104.
183F	2008	Feed Wheel Retaining Clutch Cap Screw for 19302, 20495, 43916 and 44104.
183F	2835	Knife Grinder Knife Holder Hinge Stud Set Screw for 41323.
190D	782	Binder Screw for 25650, 25653 and 25656.
190D	2026	Corder Arm Adjusting Screw for 25792.
190D	1377	" Cord Guide Screw for 28645.
190D	1375	Edge Guide Screw for 26810.
190D	782	Face Plate Screw for 31-17, 31-18, 31-21, 31-44 and 31-45 Machines.
190D	5758	Guide Screw for 31-40 and 31-41 Machines.

## NUMERICAL LIST OF PARTS

NO.	PLATE	NAME
190D	782	Knife Bar Driving Lever Lock Stud Spring Screw for 44041.
190D	782	Knife Bar Extension Screw for 31-44 Machine.
190D	782	Presser Foot Screw for 31-17, 31-18, 31-21, 31-23, 31-26, 31-28, 31-29 and 31-31 Machines.
190D	782	Roller Presser Screw for 19464 and 31-44 Machine.
190C	782	Shuttle Race Back Screw for 20227 and 20306.
190D	782	Strip Folder Holder and Guide Screw.
190D	782	Tension Thread Guard Screw, obsolete.
190D	782	Welt Guide Screw for 26150.
191C	1366	Knife Bar Crank Set Screw for 24431, 24434 and 43902.
193D	1366	Knife Bar Cap (back) Screw for 31-44 Machine.
193D	1366	Knife Bar Cap (front) Screw for 31-44 Machine.
193F	1366	Knife Cam Tripping Point Screw for 44051.
193F	1366	Stop Cam Interlocking Rod Case Wearing Block Screw for 44076.
195D	2010	Face Plate Screw for 31-23, 31-25, 31-26, 31-28 to 31-31 and 31-43 Machines.
196J	5809	Finger Guard Holder Clamping Screw for 36820.
196F	772	Needle Clamp Screw for 2167.
197D	5822	Knife Bar Disengaging Lever Tripping Point for 44034.
198D	2658	Presser Foot Knife Clamp Screw for 28967.
207F	1375	Edge Guide Slide Cap (left) Screw for 26810.
207F	1375	Edge Guide Slide Cap (right) Screw (large) for 26810.
207F	5843	Needle Bar Connecting Stud Clamping Screw for 24041.
208E	782	Feed Dog Screw for 31-17, 31-21, 31-23, 31-25, 31-28, 31-30, 31-36, 31-40 and 31-44 Machines.
208D	782	Knife Holder Handle Screw for 16567.
208D	782	" Screw for 16567.
208E	782	Thread Unwinder Thread Guard Screw for 41630 and 41631.
210D	5742	Balance Wheel Oil Cover Screw for 31-45 Machine.

NO.	PLATE	NAME
210D	5742	Driving Attachment Balance Wheel Oil Cover Screw for 12478 and 20141.....
211F	1206	Bed Frame Hinge Connection Cap Screw for 19398.....
213F	2009	Oil Cup Screw for 31-23, 31-25, 31-26, 31-28 to 31-31 and 31-43 Machines.....
217F	971	Belt Cover Screw for 31-44 Machine.....
217F	971	Corder Cord Guide Screw for 25787.....
217D	5843	Face Plate Screw for 31-36, 31-38, 31-40 and 31-41 Machines.....
217D	5843	Knife Cam Lever Stop Screw Bracket Screw for 31-44 Machine.....
219D	774	Arm Side Cap Screw for 31-17, 31-18, 31-21, 31-44 and 31-45 Machines.....
219F	5759	Guide Finger Screw for 24566.....
219F	774	Tripping Point Screw for 44051.....
220D	1375	Edge Guide Leveling Screw for 26810.....
220D	5759	Guide Finger Shank Cap Screw for 24566.....
223F	1317	Knife Screw for 24144.....
225F	5736	Slack Thread Regulator Adjusting Screw for 31-18, 31-21, 31-44 and 31-45 Machines.....
227D	2010	Tripping Stud Spring Screw for 31-44 Machine.....
227D	2010	Thread Take-up Spring Regulator Adjusting Screw for 31-23, 31-25, 31-26, 31-28 to 31-31 and 31-43 Machines.....
229D	782	Oscillating Shaft Crank Slide Block Cap Screw for 19449 and 24050.....
230D	5822	Knife Bar Disengaging Lever Extension Screw for 31-44 Machine.....
230D	5822	Starting Lever Extension Screw for 31-44 Machine.....
233D	1375	Edge Guide Slide Cap (right) Screw (small) for 26810.....
233D	782	Face Plate Thread Guard Screw for 20213.....
233D	782	" " " (upper) Screw for 43900.....
233D	782	Needle Bar Thread Guard Screw for 31-17, 31-18, 31-21, 31-23, 31-25, 31-26, 31-28 to 31-31 and 31-44 Machines.....
233D	2039	Welt Guide Carrier Edge Guide Screw for 26351.....
233D	2039	Welt Guide Width Guide Screw for 26148.....
236F	2015	Roller Arm Bracket Spring Screw, obsolete.....
237F	1105	Knife Grinder Knife Holder Stop Collar Set Screw for 27659.....

NO.	PLATE	NAME
238D	782	Oscillating Rock Shaft Oil Pad Holder Screw, obsolete.....
238D	1318	Throat Plate Cutting Bar Screw for 16597, 19180, 24244, 24300, 24320, 24331, 24332, 24339, 24369, 24390, 26350 and 43911.....
238D	2039	Throat Plate Extension Screw for 26350.....
238D	2030	Welt Guide Cap Screw for 26150.....
238D	2039	" " Carrier Slide Cap Screw for 26351.....
240D	782	Feed Wheel Retaining Clutch Spring Screw for 19302, 20495, 43916 and 44104.....
240D	782	Shuttle Race Slide Spring Screw for 12396, obsolete.....
240D	2030	Welt Guide Carrier Slide Stop Adjusting Screw for 26150.....
242F	2018	Knife Driving Lever Shield Screw for 56832, 62537 and 62582.....
244F	5759	Guide Slide Friction Spring Screw for 24566.....
248F	2011	Clamp Stop Motion Clamp Stop Screw for 3022.....
256D	2003	Clamp Stop Motion Clamp Screw for 3022.....
261D	1105	Knife Grinder Knife Regulating Thumb Screw for 41325 and 60583.....
284D	1366	Guide Thumb Screw for 26836.....
284D	1366	" " " (long) for 25866, 25873, 25874, 28658 and 35190.....
286D	783	Arm Side Cover Thumb Screw for 31-17, 31-18, 31-21, 31-23, 31-25, 31-26, 31-28 to 31-31, 31-36, 31-38, 31-40, 31-41, 31-43 and 31-45 Machines.....
286D	5807	Binder Guide Thumb Screw for 36344, 120067, 120247 and 120248.....
286D	783	Face Plate Thumb Screw for 31-17, 31-18, 31-21, 31-44 and 31-45 Machines.....
286D	783	Guide Thumb Screw for 28969.....
296C	3826	Band Wheel Crank Screw Centre for 46661.....
297C	3826	Treadle Screw Centre for 46629.....
307C	783	Feed Lifting Rock Shaft Screw Centre for 56814.....
307C	783	Feed Rock Shaft Screw Centre for 56814.....
307C	783	" Wheel Frame Shaft Screw Centre for 56814.....
310F	1105	Knife Grinder Emery Wheel Shaft Screw Centre for 41325 and 60583.....



NO.	PLATE	NAME
310F	1105	Knife Grinder Knife Holder Bracket Screw Centre for 41325.....
310F	1105	Knife Grinder Knife Holder Guide Bar Bracket Screw Centre for 60583.....
313c	783	Feed Bar Screw Centre for 56813.....
313c	783	" Wheel Driver Link Screw Centre for 56813.....
316F	5823	Roller Arm Bracket Screw Centre for 44067.....
324d	2008	Feed Wheel Driver Link Screw for 20007, 20487, 20496, 43912 and 43939.....
333d	782	Bobbin Winder Friction Wheel Washer Screw for 12171, 12201, 16515 and 20308.....
334d	5843	Binder Pressure Spring Screw for 25650, 25653 and 25656.....
335H	1317	Knife Holder Screw for 24127 and 24139....
337d	1388	" Cam Gear Cover Screw for 44035....
337d	1388	Presser Foot Guide Spring Screw for 26646.....
337d	1388	Tripping Stud Lifting Hook Screw for 44035.....
337d	2039	Welt Guide Carrier Slide Switch Cam Shaft Head Set Screw for 26139.....
354c	774	Treadle Pitman Rod Clamp Screw for 9079.....
356c	3817	Band Wheel Shaft Driving Flange Set Screw for 25429.....
356c	783	Rock Shaft Knee Arm Hub Set Screw for 2766 and 20462.....
356c	783	Rock Shaft Knee Plate Set Screw for 2767.....
356c	783	Rock Shaft Lifting Arm Set Screw for 20464.....
356c	783	Rock Shaft Lifting Bracket Hook Set Screw for 6337.....
356c	783	Rock Shaft Lifting Bracket Set Screw for 6337.....
356c	783	Rock Shaft Stop Dog Set Screw for 2770.....
362F	2009	Driving Attachment Treadle Stop Collar Set Screw for 2762.....
375c	782	Crank Connecting Rod Hinge Screw, obsolete.....
375c	782	Feed Connecting Link Hinge Screw.....
375c	782	" Forked Connection Hinge Screw.....
375c	782	" Lifting Rock Shaft Crank Connecting Rod Hinge Screw for 31-17, 31-21, 31-23, 31-25, 31-28, 31-30, 31-36, 31-40 and 31-44 Machines.....
386d	5823	Roller Screw for 1911, 1912, 1928 and 1987.....
388d	2015	" " " 51801 and 51802.....

NO.	PLATE	NAME
391d	1366	Shuttle Bobbin Case Position Plate Screw for 20227, 24325, 24419, 44072 and 62533.....
397d	782	Oil Cover Screw, obsolete.....
413c	783	Tension Screw Stud for 33892.....
418E	2014	Bobbin Winder Tension Screw Stud for 27308.....
427E	783	Driving Attachment Driving Arm Friction Plug Adjusting Screw for 16522 and 19260.....
430c	783	Thread Take-up Lever Link Hinge Pin Set Screw for 31-17, 31-18, 31-21, 31-36, 31-38, 31-40 and 31-41 Machines, obsolete.....
435c	3817	Driving Arm Hinge Pin Set Screw for 25431 and 25432.....
435c	5742	Driving Attachment Balance Wheel Set Screw for 16592.....
435c	5806	Thread Take-up Lever Link Hinge Pin Set Screw for 31-17, 31-18, 31-21, 31-36, 31-38, 31-40, 31-41, 31-44 and 31-45 Machines.....
440F	5823	Roller Arm Adjusting Screw for 44067....
442c	1366	Knife Holder Stop Screw for 24141.....
443c	3817	Band Wheel Brake Lever Hinge Pin Set Screw for 25418, obsolete.....
446c	783	Feed and Feed Lifting Eccentric Set Screw for 20283.....
446c	783	Feed Cam and Feed Lifting Eccentric Set Screw for 12197.....
446c	783	Feed Eccentric Set Screw for 5570 and 62507.....
448c	783	Arm Shaft Flanged Bushing (back) Set Screw for 31-17, 31-18, 31-21, 31-23, 31-25, 31-26, 31-28 to 31-31, 31-36, 31-38, 31-40, 31-41, 31-43 and 31-45 Machines.....
448c	783	Balance Wheel Set Screw for 4370, 12358 and 24328.....
448c	783	Chain Guide Pulley Shaft Set Screw for 14229.....
448c	783	Lifting Lever Pin Set Screw for 12237, 20233, 20340 and 44090.....
448c	783	Needle Bar Crank Set Screw for 16560 and 24241.....
448c	783	Oscillating Rock Shaft Hinge Pin Set Screw

NO.	PLATE	NAME
448c	783	Starting Treadle Chain Guide Pulley Shaft Set Screw for 14229 .....
448c	783	Tension Screw Stud Bushing Set Screw for 20213 and 43900 .....
448c	783	Thread Take-up Spring Regulator Set Screw for 31-17, 31-18, 31-21, 31-36, 31-38, 31-40, 31-41, 31-44 and 31-45 Machines.....
453c	783	Feed Wheel Frame Set Screw for 19267, 20494, 43915 and 44103 .....
453c	5758	Guide Holder Set Screw for 31-40 and 31-41 Machines.....
453c	783	Needle Bar Connecting Stud Set Screw for 12384 and 20368 .....
453c	783	Oscillating Shaft Crank Set Screw for 44135.....
453c	783	Presser Bar Guide Bracket Set Screw for 12326, 20059 and 20217 .....
453c	783	Thread Unwinder Thread Guard Rod Set Screw for 27940 .....
454c	5815	Arm Shaft Bevel Gear Set Screw for 44019 .....
456c	1310	Roller Arm Bracket Position Collar Set Screw for 19443.....
456c	1310	Roller Arm Bracket Set Screw for 16573, obsolete.....
456c	1310	Thread Unwinder Thread Guard Rod Coupling Set Screw for 41639.....
457c	5806	Oscillating Shaft Crank Set Screw for 12390, 19447 and 20296.....
457c	5806	Shuttle Driver Set Screw for 43907.....
460c	783	Oscillating Shaft Crank Set Screw for 12390, 19447 and 20296, obsolete.....
460c	783	Thread Retainer Set Screw for 31-17, 31-18, 31-21, 31-36, 31-38, 31-40, 31-41, 31-44 and 31-45 Machines.....
460c	783	Thread Retaining Stud Set Screw for 20213 and 43900 .....
462c	773	Clamp Stop Motion Flanged Bushing Set Screw for 4933 .....
462c	773	Feed Lifting Rock Shaft Crank (back) Set Screw for 3043, 12200 and 16556....
462c	773	Oscillating Shaft Crank Set Screw for 24049.....
462c	773	Shuttle Driver Set Screw for 24081 and obsolete for 12444 and 19406 .....
465F	6252	Edge Guide Bed Leveling Screw for 36187 .....

NO.	PLATE	NAME
466H	2047	Shuttle Tension Regulating Screw, for 44000.....
468c	5822	Face Plate Thread Guard (lower) Set Screw for 43900.....
534E	3817	Driving Segment Bolt with 1510E, for 25255 .....
575F	5759	Guide Finger Holder Screw for 24566....
591F	782	Shuttle Tension Regulating Screw for 12417, 19293, 20220, 20651, 20653, 20756, 24065 and 24074.....
592E	782	Shuttle Bobbin Case Latch Stop Screw for 12417, 19293, 20220, 20651, 20653, 20756, 24056 and 24074.....
597c	2011	Driving Attachment Shaft Driving Pulley Clamping Screw for 27072.....
620F	782	Needle Bar Thread Guard Set Screw for 16568 and 24145.....
621D	1317	Knife Bar Lifting Spring Guide Bracket Screw for 24127 and 24139 .....
647c	774	Knife Bar Driving Crank Bracket Screw for 31-36, 31-38, 31-40 and 31-41 Machines .....
647F	774	Shuttle Race Screw, obsolete, use 145D....
648D	782	" " Back Spring Screw for 5707, obsolete.....
652D	5823	Roller Screw for 1841, 1868 and 1986....
662D	2567	Shuttle Race Cap Screw for 5707, 19269, 24356 and 62580 .....
665D	1358	Presser Foot Spring Guide Screw for 28726 and 28909 .....
671D	5807	Binder Edge Guide Thumb Screw for 36344.....
687E	5843	Machine Hinge Bolt with 1524E, for 44180 .....
688J	783	Pressure Regulating Thumb Screw .....
689c	782	Presser Bar Lifter Screw .....
690E	782	Thread Take-up Crank Wedge Screw for 31-17, 31-18, 31-21, 31-36, 31-38, 31-40, 31-41 and 31-44 Machines.....
691F	782	Throat Plate Screw for 31-17, 31-18, 31-21, 31-23, 31-26, 31-28, 31-29, 31-36, 31-38, 31-43 and 31-45 Machines.....
692D	783	Bobbin Winder Bracket Screw for 12172, 12202, 12337, 20309 and 20498.....
692D	783	Driving Attachment Bracket Screw for 12478 and 20141.....
693D	782	Driving Attachment Driving Arm Hinge Screw for 16522 and 19260.....

NO.	PLATE	NAME
696E	782	Needle Bar Plug Screw, obsolete.....
725E	1318	Shuttle Race Slide Spring Screw for 12432
725D	1338	Throat Plate Spring Slide Spring Stop Screw for 16597, 19180, 24244, 24300, 24320, 24331, 24332, 24339, 24369, 24390, 26350 and 43911.....
732D	1366	Guide Thumb Screw (short) for 25866, 25873, 25874, 28658 and 35190.....
743C	1317	Needle Bar Crank Position Screw for 16569 and 24241.....
748E	782	Arm Screw (back).....
748E	3817	Brace Screw for 25255, 25265, 25279 and 25284.....
756J	2017	Knife Driving Lever Centre Plate Screw for 56832, 62537 and 62582.....
766D	782	Lifting Lever Link Hinge Screw (Foot and Knee Lifters).....
775E	782	Needle Bar Connecting Link Cap Screw for 31-45 Machine.....
775E	782	Thread Take-up Lever Cap Screw for 31-17, 31-18, 31-21, 31-36, 31-38, 31-40, 31-41 and 31-44 Machines.....
794E	782	Needle Bar Connecting Link Adjusting Screw for 12382, 20216 and 24040.....
800C	5843	Feed Wheel Frame Adjusting Screw for 43916.....
802D	782	Lifting Lever Hinge Screw (Foot and Knee Lifters).....
818D	783	Feed Regulator Thumb Screw.....
854E	783	Arm Screw (front).....
855C	783	Needle Bar Crank Position Screw for 12385, obsolete.....
857H	5822	Needle Set Screw for 24038.....
858C	783	Chain Guide Pulley Shaft Plug Screw for 14231.....
858C	783	Needle Bar Crank Set Screw for 12385, 20188 and 24052.....
858C	783	Starting Treadle Chain Guide Pulley Shaft Plug Screw for 14231.....
858C	783	Thread Take-up Cam Set Screw for 20229, 20300 and 43908.....
861D	5742	Driving Attachment Driving Friction Pul- ley Oil Hole Plug Screw for 16594.....
862D	5822	Needle Bar Hole Plug Screw for 31-45 Machine.....
871E	5822	Belt Cover Bracket Screw Stud for 18331

NO.	PLATE	NAME
878J	783	Oscillating Rock Shaft Hinge Pin Oil Hole Stop Screw.....
879D	2026	Corder Arm Locking Screw for 25792.....
880E	5843	Brace Section Screw for 46662.....
886C	2017	Knife Holder Adjusting Screw Binding Screw for 24188.....
896E	773	Crank Connecting Rod Cap Screw for 12365, 12496, 20197 and 24028.....
898D	5824	Stop Cam Interlocking Rod Case Socket Joint Cap Screw for 44078.....
899D	1105	Knife Grinder Knife Clamping Screw for 27658, 27681 and 27682.....
904F	1366	Needle Set Screw for 19265.....
907D	782	Shuttle Race Back Spring Screw for 19269, 24120, 24325, 24356, 24419, 24968, 44072 and 62533.....
908C	773	Crank Connecting Rod Hinge Screw.....
910F	2039	Welt Guide Adjusting Screw for 26150.....
934J	2017	Knife Driving Lever Centre Plate Cap Screw for 56832, 62537 and 62582.....
934J	2017	Throat Plate Needle Hole Strip Screw for 56832, 62537 and 62582.....
936E	773	Needle Bar Screw Bushing for 31-17, 31-18, 31-21, 31-23, 31-25, 31-26, 31-28 to 31-31 and 31-44 Machines.....
940D	5742	Guide Holder Hinge Screw for 28969.....
957F	1318	Throat Plate Screw for 31-40 and 31-41 Machines.....
966E	5806	Feed Lifting Rock Shaft Crank Connect- ing Rod Cap Screw for 43976.....
972C	3826	Band Wheel Set Screw for 25301.....
987E	1310	Roller Arm Bracket Screw Stud for 24445
988C	2011	Oscillating Shaft Crank Slide Block Screw Stud for 19449.....
1018C	2010	Tension Screw Stud for 44157.....
1035C	1343	Oscillating Shaft Crank Slide Block Screw Stud for 24050.....
1036C	7790	Binder Leveling Screw for 120242.....
1036C	5806	" " " (back) for 36340.....
1036C	5806	Thread Take-up Crank Set Screw for 24052.....
1037C	5822	Thread Take-up Crank Position Screw for 24052.....
1044D	1377	Corder Cord Guide Arm Hinge Screw for 28645.....
1051D	5759	Guide Finger Holder Slide Screw for 24566

NO.	PLATE	NAME
1053D	2006	Knife-Cam Gear Cover Extension Screw for 31-44 Machine.....
1053D	2006	Shuttle Bobbin Case Guide Plate Screw for 24120, obsolete.....
1053D	2006	Shuttle Race Cap Screw for 24998, 62502 and 62612.....
1053D	2006	Shuttle Race Cap (back) Screw for 44072
1053D	2006	“ “ “ (front) Screw for 44072
1065c	2011	Needle Bar Crank Position Screw for 20188 and 24052.....
1065c	2011	Thread Take-up Cam Position Screw for 20229, obsolete.....
1072F	1317	Needle Set Screw for 16568 and 24145...
1074E	5759	Guide Slide Spring Stop Stud for 24566..
1075E	5759	“ “ Regulating Screw Stud for 24564
1090c	2010	Needle Bar Connecting Link Hinge Screw for 31-23, 31-25, 31-26, 31-28 to 31-31 and 31-43 Machines.....
1091c	2010	Thread Take-up Lever Hinge Screw for 31-23, 31-25, 31-26, 31-28 to 31-31 and 31-43 Machines.....
1094F	2017	Throat Plate Screw for 31-25, 31-30 and 31-31 Machines.....
1095K	2017	Knife Holder Screw for 56832, 62537 and 62582.....
1096F	2018	Knife Screw for 24165, 24167, 24587, 24606 and 24608.....
1097K	2017	Knife Holder Stop Screw for 56832, 62537 and 62582.....
1098c	2017	Knife Holder Adjusting Screw for 24188
1117D	5759	Guide Finger Holder Adjusting Screw for 24566.....
1127D	2835	Knife Grinder Knife Thumb Screw for 41322.....
1128E	2009	Feed Regulator Hinge Screw.....
1133E	5822	Needle Bar Bushing Set Screw for 31-45 Machine.....
1142E	2047	Shuttle Main Spring Screw for 20297.....
1149c	5742	Thread Unwinder Spool Rest Set Screw for 60455 and 60701.....
1162c	1366	Knife Bar Crank Coupling Pin for 24432
1165c	1366	“ “ “ “ “ “ 24435
1182E	5822	Trip Lever Spring Screw for 44078.....
1196c	5824	“ “ Hinge Screw for 44078.....
1198c	5822	Knife Screw for 31-44 Machine.....
1202D	5822	Pulley (loose) Cap Screw for 44066.....

NO.	PLATE	NAME
1204E	5824	Stop Cam Interlocking Rod Case Hinge Screw for 44078.....
1206c	5824	Stop Cam Screw for 44066.....
1208J	5822	Shuttle Race Slide Spring Screw for 24810
1254c	5824	Stop Cam Interlocking Rod Case Stop Stud Screw Bushing for 44078.....
1255D	5815	Belt Shifter Clamp Screw for 44078.....
1262c	5822	Starting Lever Hinge Screw for 44078....
1266c	5806	Binder Leveling Screw (front) for 36340
1266c	5806	Shuttle Driver Set Screw for 12444 and 19406.....
1297F	5822	Knife Bar Disengaging Lever Spring Screw for 44035.....
1302D	5827	Throat Plate Needle Hole Plate Screw for 44142.....
1312c	3817	Band Wheel Set Screw for 25329.....
1318D	5822	Stop Cam Interlocking Rod Stop Screw for 44078.....
1343E	5822	Stop Cam Interlocking Rod Case Bracket Screw for 31-44 Machine.....
1420E	5819	Knife Bar Driving Lever Lock Stud Stop Screw for 44041.....
1425D	6252	Edge Guide Arm Hinge Screw for 36188
1472F	5827	Throat Plate Needle Hole Strip Screw for 44142.....
1500c	5742	Thread Take-up Cam Position Screw for 20300 and 43908.....
1507J	3826	Band Wheel Crank Screw Centre Nut for 46661.....
1507J	3826	Treadle Screw Centre Nut for 46629.....
1508c	783	Driving Attachment Driving Arm Friction Plug Adjusting Screw Nut for 16522 and 19260.....
1508c	1105	Knife Grinder Emery Wheel Clamping Nut for 41325 and 60583.....
1508E	3817	Leg Stay Rod Nut for 25255.....
1508E	783	Stop Cam Interlocking Rod Case Stop Stud Screw Bushing Lock Nut for 44078
1510E	3817	Driving Segment Bolt Nut for 534.....
1513J	783	Feed Lifting Rock Shaft Screw Centre Nut for 56814.....
1513J	783	Feed Rock Screw Centre Nut for 56814..
1513J	783	“ Wheel Frame Shaft Screw Centre Nut for 56814.....
1516D	1105	Knife Grinder Emery Wheel Shaft Screw Centre Nut for 41325 and 60583.....

NO.	PLATE	NAME
1516D	1105	Knife Grinder Knife Holder Bracket Screw Centre Nut for 41325.....
1516D	1105	Knife Grinder Knife Holder Guide Bar Bracket Screw Centre Nut for 60583...
1518E	783	Crank Connecting Rod Hinge Screw Nut for 375, obsolete.....
1518E	783	Feed Connecting Link Hinge Screw Nut
1518E	783	" Forked Connection Hinge Screw Nut
1518E	783	" Lifting Rock Shaft Crank Connecting Rod Hinge Screw Nut for 31-17, 31-21, 31-23, 31-25, 31-28, 31-30, 31-36, 31-40 and 31-44 Machines.....
1518E	783	Oscillating Shaft Crank Roller and Screw Stud for 12390, obsolete.....
1518E	783	Oscillating Shaft Crank Slide Block Screw Stud Nut for 19447, 20296 and 44135..
1519J	783	Feed Bar Screw Centre Nut for 56813...
1519J	783	" Wheel Driver Link Screw Centre Nut for 56813.....
1520E	783	Arm Shaft Bushing (back) Adjusting Screw Nut for 31-44 Machine.....
1520J	783	Feed Wheel Frame Adjusting Screw Nut for 43916 and 44104.....
1520E	783	Presser Bar Lifter Screw Nut.....
1520E	3826	Pitman Rod Lock Nut for 46320.....
1520E	3826	" " (upper) Lock Nut for 46656
1520E	783	Thread Take-up Lever Hinge Screw Nut for 31-23, 31-25, 31-26, 31-28 to 31-31 and 31-43 Machines.....
1521E	772	Lifting Lever Connecting Rod Lock Nut (Foot and Knee Lifters, except 44093 and 44185).....
1524E	5843	Machine Hinge Bolt Nut for 687.....
1528D	2008	Feed Wheel Frame Adjusting Screw Nut for 19302 and 20495.....
1528D	5823	Roller Screw Nut for 386 and 652, for 1841, 1868, 1911, 1912, 1928, 1986 and 1987..
1536D	5759	Guide Slide Regulating Thumb Nut for 24566.....
1547J	5823	Roller Arm Adjusting Screw Nut for 44067
1547J	5823	" " Bracket Screw Centre Nut for 44067.....
1547D	2010	Thread Take-up Lever Roller and Screw Stud Nut for 20230.....
1549J	5823	Roller Arm Lock Spring Screw Nut for 44067.....

NO.	PLATE	NAME
1550H	783	Driving Attachment Bobbin Winder Stop Latch Adjusting Screw Nut for 16516 and 19258.....
1550H	783	Roller Screw Nut for 388 for 51801 and 51802.....
1560C	783	Tension Regulating Thumb Nut for 33892, 44141 and 44157.....
1562J	2014	Bobbin Winder Tension Regulating Thumb Nut for 27308.....
1564D	1338	Knife Bar Crank Coupling Pin Head for 24432, 24435 and 43903.....
1577D	2024	Binder Folder Guide (upper) Thumb Nut for 25650, 25653 and 25656.....
1579C	783	Driving Attachment Driving Arm Hinge Screw Nut for 16522 and 19260.....
1619E	773	Crank Connecting Rod Hinge Screw Nut
1620J	3806	Bobbin Winder Frame Hinge Screw Nut for 27647, 27650, 27651, 27700, 27875 and 41548.....
1636E	1343	Oscillating Shaft Crank Slide Block Screw Stud Nut for 24049.....
1637E	5822	Knife Cam Gear Screw Nut for 31-44 Machine.....
1655E	2563	Feed Wheel Driver Link Hinge Screw Nut (for driver) for 44111.....
1662C	5822	Starting Lever Hinge Screw Nut for 44078
1670E	3826	Pitman Rod Ball Screw Bearing Nut for 46630.....
1670E	3826	Pitman Rod (lower) Ball Screw Bearing Nut for 46630.....
1698H	5822	Knife Holder Pinion Stud Bracket Screw Nut for 31-44 Machine.....
1715E	5822	Knife Cam Lever Stop Screw Lock Nut for 31-44 Machine.....
1813	783	Feed Lifting Rock Shaft Crank (front) Roller and Stud for 3166 and 12376...
1841	5823	Roller, 7/8 in. diam., fine, with 652D and 1528D, for 16580 and 44067.....
1852	1377	Guide Roller for 28658.....
1868	5842	Roller, 7/8 in. diam., coarse, with 652D and 1528D, for 16579.....
1902	783	Oscillating Shaft Crank Roller and Screw Stud for 12390, obsolete.....
1904	770	Needle Bar Connecting Stud Roller (roller only) for 12384.....
1911	2015	Roller, 1 1/4 in. diam., coarse, with 386D and 1528D, for 16581.....



NO.	PLATE	NAME
1912	---	Roller, 1¼ in. diam., fine, with 386n and 1528b, for 16582.....
1915	2010	Thread Take-up Lever Roller and Screw Stud for 20230.....
1928	2039	Roller, 1¼ in. diam., fine, with 386v and 1528b, for 19394.....
1954	5822	Knife Cam Lever Roller and Stud for 44059.....
1986	5823	Roller, ⅞ in. diam., fine, with 652n and 1528b, for 44107.....
1987	5823	Roller, 1¼ in. diam., coarse, with 386b and 1528b, for 62649.....
1988	6252	Edge Guide Arm Roller and Screw Stud for 38185.....
2020	2003	Clamp Stop Motion Clamp Washer for 3022.....
2022	773	Clamp Stop Motion Flanged Bushing Pin
2022	773	Driving Attachment Driving Arm Pitman Crank Pin for 44176.....
2022	773	Driving Attachment Starting Crank Pin for 44176.....
2022	773	Knife Bar Crank Pin for 24433, 24436 and 43906.....
2022	773	Pulley (tight) Pin for 31-44 Machine.....
2049	773	Feed Lifting Rock Shaft Crank (back) Pin for 31-17, 31-21, 31-23, 31-25, 31-28, 31-30, 31-36, 31-40 and 31-44 Machines
2049	773	Knife Cam Driving Shaft Bevel Gear Pin for 31-44 Machine.....
2049	773	Oscillating Shaft Crank Pin for 31-17, 31-18, 31-21, 31-23, 31-25, 31-26, 31-28 to 31-31, 31-36, 31-38, 31-40, 31-41, 31-43 and 31-44 Machines.....
2049	773	Shuttle Driver Pin for 31-17, 31-18, 31-21, 31-23, 31-25, 31-26, 31-28 to 31-31, 31-36, 31-38, 31-40, 31-41, 31-43 and 31-44 Machines.....
2049	773	Starting Lever Stop Pin for 44078.....
2062	771	Presser Bar Lifter.....
2076	2047	Shuttle Cover Hinge Pin for 20298.....
2078	2047	" Delivery Eye Thread Guard for 44000.....
2080	2047	Shuttle Delivery Eye Thread Guard Rivet for 44000.....
2086	2047	Shuttle Tension Spring for 44000.....
2090	2047	" " " Plate for 44000..
2102	3471	Bobbin Winder Tension Disc for 225462

NO.	PLATE	NAME
2102	5806	Tension Disc for 20213, 43900, 44118 and 44148.....
2106	2014	Bobbin Winder Tension Thread Guide for 27308.....
2135	2000	Balance Wheel (stand) heavy rim, 2¼ in. pulley, for 3022, for 31-17, 31-18, 31-21, 31-23, 31-25, 31-26, 31-28 to 31-31, 31-36, 31-38, 31-40, 31-41 and 31-43 Machines.....
2166	772	Needle Bar Thread Guard for 31-23, 31-25, 31-26 and 31-28 to 31-31 Machines.....
2167	772	Needle Clamp with 196r, for 31-17, 31-18, 31-21, 31-23, 31-25, 31-26, 31-28 to 31-31 and 31-44 Machines.....
2205	5823	Roller Arm Lock Spring for 44067.....
2206	5823	" " Bracket for 44067.....
2252	2008	Feed Wheel Friction Plate (front) for 19302, 20495, 43916 and 44104.....
Nos. 2254 TO 2256 FOR 19302, 20495, 43916 AND 44104		
2254	2008	Feed Wheel Retaining Clutch.....
2255	2008	" " " " Cap.....
2256	2008	" " " " Spring.....
2258	2003	" " " " for 19302, 20495, 43916 and 44104.....
2263	2002	Feed Wheel Driver with 2266, for 20007, 20487, 20496, 43912 and 43939.....
2265	2008	Feed Wheel Driver Spring for 20007, 20487, 20496, 43912, 43939 and 44111..
2266	2008	Feed Wheel Driver Spring Hook for 2263 and 44101.....
2269	773	Driving Attachment Bobbin Winder Stop Latch Stop Pin for 16518.....
2269	773	Oscillating Shaft Crank Pin for 31-45 Machine.....
2269	773	Pulley (loose) Bushing Position Pin for 17942.....
2269	773	Shuttle Driver Pin for 31-45 Machine....
2269	773	Starting Lever Spring Pin for 31-44 Machine.....
2270	2008	Feed Wheel Frame Steady Spring for 20007, 20487, 20496 and 43939.....
2291	1317	Knife Screw Washer for 24144.....
2297	1317	" Bar Crank Coupling Pin Spring for 24432, 24435 and 43903.....
2301	1317	Knife Bar Stop Pin for 19297.....



NO.	PLATE	NAME
2328	1338	Throat Plate Spring Slide for 16597, 24339, 24390, 26350 and 43911.....
2329	1338	Throat Plate Spring Slide for 19180 and 24369.....
2330	1338	Throat Plate Spring Slide Spring for 16597, 19180, 24244, 24300, 24320, 24331, 24332, 24339, 24369, 24390, 26350 and 43911.....
2362	1375	Edge Guide Slide Cap (left) Steady Pin for 26803.....
2419	2006	Shuttle Race Back for 24120 and 24325..
2455	2014	Bobbin Winder Tension Disc for 27308...
2521	5825	Shuttle Bobbin Case Latch Spring for 20653, obsolete.....
2523	1317	Knife Bar Lifting Spring Guide Pin for 24906.....
2523	771	Shuttle Bobbin Case Position Finger Rivet for 12417, 19293, 20220, 20651, 20653, 20756, 24056 and 24074.....
2526	5842	Shuttle Tension Spring for 12417, obsolete, use 15098.....
2531	767	Shuttle Race Back for 5707, 19269, 24356, 24419, 44072 and 62533.....
2532	772	Shuttle Race Back Position Pin for 5707, 19269, 24120, 24325, 24356, 44072, 62517, 62533 and 62580.....
2533	767	Shuttle Race Back Spring for 5707, 19269, 24120, 24325, 24356, 24419, 24968, 44072 and 62533.....
2653	1321	Thread Take-up Lever Hinge Screw Bushing Pin for 20209 and 43896.....
2762	1206	Driving Attachment Treadle Stop Collar with 362r, for 14233 and 15130.....
2763	819	Rock Shaft for 2777, 4880, 12250 and 15167
2764	5735	" " Hanger (back) with two wood screws 1 in. No. 10, for 20465.....
2765	766	Rock Shaft Knee Arm for 2768 and 20463
2766	766	" " " " Hub with 356c, for 2768.....
2767	766	Rock Shaft Knee Plate with 356c, for 2768 and 20463.....
2768	—	Rock Shaft Knee Arm complete for 2777, 12250 and 15167, Nos. 2765 to 2767....
2770	819	Rock Shaft Stop Dog with 356c, for 2777, 4880, 12250, 15167 and 20465.....
2777	766	Rock Shaft complete for 43914, Nos. 2763, 2768, 2770, 2778, 6337 and two 12242..

NO.	PLATE	NAME
2778	766	Rock Shaft Lifting Bracket Hook for 2777 and 12250.....
2827	773	Face Plate Thread Guard (upper) with 8505, for 12367, 16559 and 20058.....
2862	—	Balance Wheel (stand) heavy rim, 2 3/4 in. pulley, for 3022, for 31-17, 31-18, 31-21, 31-23, 31-25, 31-26, 31-28 to 31-31, 31-36, 31-38, 31-40, 31-41 and 31-43 Machines.....
2877	818	Driving Attachment Treadle Pitman Rod (upper) for 15130.....
2878	363	Driving Attachment Treadle Stand for 27642.....
2921	771	Tension Disc for 44147.....
2923	771	" Spring for 20213, 43900 and 44147
2928	774	Driving Attachment Driving Arm Brake (leather) for 16518.....
2972	771	Shuttle Bobbin Case Latch for 15003, obsolete.....
2973	771	Shuttle Bobbin Case Latch Lever for 15003, 15141, 20650 and 20652.....
2974	5759	Guide Finger Shank Spring Stop Pin for 15003, 20652 and 24558.....
2974	771	Shuttle Bobbin Case Latch Lever Fulcrum Pin for 15141 and 20650.....
2975	5759	Guide Slide Latch Spring for 24566.....
2975	771	Shuttle Bobbin Case Latch Spring for 12417, 19293, 20220, 20651, 20756, 24056 and 24074.....
2996	771	Shuttle Bobbin for 12392 and 19292.....
3012	5843	Stop Cam Pin for 31-44 Machine.....
3022D	—	Clamp Stop Motion complete for 31-17, 31-18, 31-21, 31-23, 31-25, 31-26, 31-28 to 31-31, 31-36, 31-38, 31-40, 31-41 and 31-43 Machines, Nos. 248r, 256D, 2020 and 4933.....
*3023	—	Clamp Stop Motion Flanged Bushing for 4933.....
3033	770	Feed Connecting Link.....
3039	768	" Regulator for 31-17, 31-18, 31-21, 31-23, 31-25, 31-26, 31-28 to 31-31, 31-36, 31-38, 31-40, 31-41, 31-43 and 31-44 Machines.....
3043	770	Feed Lifting Rock Shaft Crank (back) with 462c, for 12380 and 44026.....

NO.	PLATE	NAME
3094	773	Thread Take-up Crank Wedge for 31-17, 31-18, 31-21, 31-36, 31-38, 31-40, 31-41 and 31-44 Machines.....
3114	2008	Feed Wheel Friction Plate (back) for 19302, 20495, 43916 and 44104.....
3146	1353	Guide Thumb Screw Washer for 25873...
3166	5815	Feed Lifting Rock Shaft Crank (front) with 1575 and 1813, for 44026.....
4307	772	Shuttle Race Slide Spring for 12396, 12432, 24193 and 24810.....
4352	2008	Shuttle Race Slide Spring Rivet for 24193
4363	1338	Throat Plate Spring Slide Spring Stop for 16597, 19180, 24244, 24300, 24320, 24331, 24332, 24339, 24369, 24390 and 26350.....
4370	2000	Balance Wheel (stand) heavy rim, 2 1/4 in. pulley, with two 448c, for 31-17, 31-18, 31-21, 31-23, 31-25, 31-26, 31-28 to 31-31, 31-36, 31-38, 31-40, 31-41 and 31-43 Machines.....
4604	2027	Corder Bow Rivet for 26649 and 26938..
4784	1353	Oscillating Rock Shaft Oil Pad for 12387, 12498, 24044 and 24105.....
4822	2045	Wrench for 1521, 1528, 1547, 1549, 1637, 1698 and 1718 (Attachments and Accessories).....
4879	2004	Chain Connecting Link for 4885.....
4879	2004	Starting Treadle Chain Connecting Link for 4885.....
4880	819	Rock Shaft complete, Nos. 2763, 2770, 7125, 12243 and two each 6337 and 12242 (Foot Lifters except 44093)..... Nos. 4881 to 4884 for 4885
4881	819	Starting Treadle.....
4881	819	Treadle.....
4882	2004	Starting Treadle Shaft.....
4882	2004	Treadle Shaft.....
4933	2004	Starting Treadle Spring.....
4883	2004	Treadle Spring.....
4884	819	Starting Treadle Stand.....
4884	819	Treadle Stand.....
4885	819	Starting Treadle complete for 31-44 Machine, Nos. 4879, 4881 to 4884 and two wood screws 1 in. No. 16.....
4885	819	Treadle complete, Nos. 4879, 4881 to 4884 and two wood screws 1 in. No. 16 (Foot Lifters).....

NO.	PLATE	NAME
4933	2003	Clamp Stop Motion Flanged Bushing 3023 with two 462c, for 3022.....
4947	1273	Throat Plate Cutting Bar, 5/16 in. to 7/16 in. gauge, for 24390.....
5564	3817	Band Wheel Shaft Driver (left) Clutch Spring Hook for 25424.....
5564	3817	Band Wheel Shaft Driver (right) Clutch Spring Hook for 25428.....
5570	2002	Feed Eccentric with 446c, for 20007, 20487, 20496, 43912 and 43939.....
5596	768	Bell Crank for 56848.....
5598	768	Bell Crank complete, Nos. 5735 and 56848 (Foot and Knee Lifters except 44093 and 44185).....
5599	768	Bell Crank Bracket for 56848.....
5601	773	" " Hinge Pin for 56848.....
5670	—	Chain, length 26 in. to 35 in. (Foot Lifters except 44093).....
5707	767	Shuttle Race complete for 31-17 Machine, Nos. 648b, 2531, 2533, 5708, 5709 and two each 662d and 2532, obsolete....
5708	—	Shuttle Race Body for 5707, obsolete....
5709	767	" " Cap for 5707 and 19269....
5735	1353	Bell Crank Spring for 5598.....
5960	768	Bobbin Winder Friction Wheel (leather) for 12171, 12201, 16515, 20308, 43982 and 43983.....
5961	768	Bobbin Winder Friction Wheel Washer for 12171, 12201, 16515, 20308, 43982 and 43983.....
5963	768	Bobbin Winder Spindle Flange for 12171, 12201, 16515, 20308, 43982 and 43983..
6037	1377	Corder Cord Guide Bracket Rivet for 26796.....
6055	5843	Machine Hinge Bolt Nut Washer for 44180
6055	5741	Driving Attachment Treadle Pitman Rod (lower) Spring Washer for 14233 and 15130.....
6337	819	Rock Shaft Lifting Bracket with two 356c, for 2777, 4880, 12250 and 15167.....
6338	—	Rock Shaft Lifting Bracket Hook for 15167.....
6439	—	Chain, 36 to 45 in., for 44093.....
7071	5822	Binder Pressure Spring Screw Washer for 25650, 25653 and 25656.....
7071	5822	Guide Thumb Screw Washer for 28969....

NO.	PLATE	NAME
7071	5822	Knife Bar Extension Screw Washer for 31-44 Machine.....
7071	5822	Strip Folder Holder and Guide Screw Washer.....
7071	5822	Welt Guide Screw Washer for 26150.....
7125	819	Rock Shaft Lifting Bracket Hook for 5670 for 4880.....
7298	2014	Knife Holder Pinion Dowel Pin for 44064
7298	2014	Presser Foot Hinge Pin for 120144.....
7336	772	Thread Take-up Spring Regulator for 44118, 44147 and 44148.....
7539	766	Rock Shaft Hanger with two wood screws 1 in. No. 10, for 12250.....
7553	771	Shuttle Bobbin Case Position Finger for 12417, 19293 and 24074.....
7958	5843	Balance Wheel Friction Ring Stop Pin for 16592.....
8088	2010	Thread Take-up Spring Regulator Adjusting Screw Washer for 31-23, 31-25, 31-26, 31-28 to 31-31 and 31-43 Machines....
8418	5842	Belt Guard Button for 8420.....
8419	5842	" " " Washer (leather) for 8420.....
8420	—	Belt Guard Button 8418 with 8419 and wood screws 1¼ in. No. 9 R. H. B., for 41031.....
8505	773	Face Plate Thread Guard (upper) Rivet for 2827.....
8511	773	Thread Take-up Spring for 44147 and 44148.....
8582	773	Arm Dowel Pin.....
8734	5825	Knife Bar Spring for 31-44 Machine.....
8908	2045	Wrench for 1519, 1520 and 1655 (Attachments and Accessories).....
8909	2045	Wrench for 1513, 1518, 1524 and 1636 (Attachments and Accessories).....
9079	5844	Driving Attachment Treadle Pitman Rod Clamp with 354c, for 14233 and 15130
9079	5844	Treadle Pitman Rod Clamp with 354c, for 67177.....
9082	773	Driving Attachment Treadle Bearing Cotter Pin for 27642.....
9558	5759	Guide Slide Block Rivet for 24560.....
10141	2014	Bobbin Winder Tension Spring for 27308
10236	774	Driving Attachment Driving Friction Pulley Centre Bearing for 16594.....
10875	5841	Wrench for 46660 for 25284.....

NO.	PLATE	NAME
*11104	—	Arm Shaft Bushing (front) for 12355, 20209, 20486, 43927, 44017, 44096 and 44178.....
11119	773	Arm Oil Tube with 29599, for oiling 12408, 16509, 24068, 24241 and 43908.....
11167	767	Presser Bar Spring (light) .051 wire.....
11170	771	" " " Washer.....
11204	770	Thread Take-up Lever Link Hinge Pin for 31-17, 31-18, 31-21, 31-36, 31-38, 31-40, 31-41, 31-44 and 31-45 Machines.....
11241	2003	Bobbin Winder Spool Washer (cloth) for 27308.....
11241	2003	Arm Spool Pin Washer (cloth) for all machines except 31-44.....
11833	6255	Knife Grinder Knife Position Pin (upper) for 27681 and 27682.....
12123	2002	Feed Forked Connection for 31-17, 31-21, 31-23, 31-25, 31-28, 31-30, 31-36 and 31-40 Machines.....
12139	2004	Presser Bar Spring (medium) .055 wire....
12149	2014	Tension Thread Guard for 31-17, 31-36, 31-38, 31-40 and 31-41 Machines.....
12150	773	Face Plate Thread Guard (lower) 44181 with 12152, for 12367, 16559 and 20058
12152	773	Face Plate Thread Guard (lower) Rivet for 12150.....
12152	1375	Edge Guide Slide Spring Cover Rivet for 36760.....
12166	773	Thread Take-up Lever Hinge Pin for 12410 and 24070.....
12168	2003	Bobbin Winder Bracket for 12172, 12202, 12337, 20309 and 20498.....
12169	2003	Bobbin Winder Frame for 12171 and 12201
12170	773	" " Spring for 12172, 12202, 12337, 16522, 19260, 20309 and 20498
12171	2003	Bobbin Winder Frame complete for 12172, Nos. 333b, 5960, 5961, 5963, 12169 and 15077.....
12172	—	Bobbin Winder complete for 4370, Nos. 32b, 180F, 12168, 12170 and 12171.....
12178	774	Driving Attachment Driving Arm Friction Plug (wood) for 16522 and 19260.....
12188	768	Oil Cover for 12478 and 20141, obsolete...
12193	2004	Arm Side Cover for 31-17, 31-18, 31-21, 31-23, 31-25, 31-26, 31-28 to 31-31, 31-36, 31-38, 31-40, 31-41, 31-43 and 31-45 Machines.....

NO.	PLATE	NAME
12197	2001	Feed Cam and Feed Lifting Eccentric with 446c, for 31-17, 31-21, 31-23, 31-25, 31-28, 31-30, 31-36 and 31-40 Machines
12200	774	Feed Lifting Rock Shaft Crank (back) with 462c, obsolete, use 3043
12201	2003	Bobbin Winder Frame complete for 12202, Nos. 333D, 5960, 5961, 5963, 12169 and 15077
12202	—	Bobbin Winder complete for 2135 and 2862, Nos. 32b, 180f, 12168, 12170 and 12201
12225	768	Driving Arm Pitman Crank for 12476 for 12478 and 20141, obsolete
12237	766	Lifting Lever with 448c, for 12445, 20008 and 20466
12240	772	Lifting Lever Pin for 12445, 20008, 20235, 20289, 20466, 43932, 44093 and 44185
12241	772	Lifting Lever Link for 12445, 20008, 20466, 43929, 43930, 43934, 44093 and 44185
12242	819	Rock Shaft Hanger with two wood screws 1 in. No. 10, for 2777, 4880 and 15167
12243	819	Rock Shaft Lifting Bracket Hook for 5598 for 4880
12250	—	Rock Shaft complete for 12445, 20235, 20489 and 43930, Nos. 2763, 2768, 2778, 6337 and two each 2770 and 7539
12256	5823	Roller Arm for 44067
12326	770	Presser Bar Guide Bracket with 453c, for 31-17, 31-36, 31-38, 31-40 and 31-41 Machines
12327	770	Presser Bar Lifting and Releasing Lever Bracket for 31-17, 31-18, 31-21, 31-36, 31-38, 31-40, 31-41, 31-44 and 31-45 Machines
12329	772	Tension Releasing Lever Spring for 31-17, 31-18, 31-21, 31-36, 31-38, 31-40, 31-41 and 31-45 Machines
12336	2003	Bobbin Winder Spindle, for spool, for 43932 and 43933
12337	—	Bobbin Winder (Hamburg) complete for 2135 and 2862, Nos. 32b, 180f, 12168, 12170 and 43982
12354	772	Tension Releaser, obsolete, use 20037
*12355	—	Arm with 11104, for 31-18 and 31-21 Machines

NO.	PLATE	NAME
12357	767	Arm Shaft Flanged Bushing (back) for 31-17, 31-18, 31-21, 31-23, 31-25, 31-26, 31-28 to 31-31, 31-36, 31-38, 31-40, 31-41, 31-43 and 31-45 Machines
12358	2003	Balance Wheel (power) light rim, 2 1/8 in. pulley, with two 448c, for 31-17, 31-18, 31-21, 31-23, 31-25, 31-26, 31-28 to 31-31, 31-36, 31-38, 31-40, 31-41 and 31-43 Machines
*12360	—	Bed for 31-17, 31-18, 31-21, 31-36, 31-38, 31-40 and 31-41 Machines
12361	772	Machine Hinge Connection for 44140 and 44180
12365	2001	Crank Connecting Rod with 14013 and two 896f, for 375, obsolete
12366	—	Face Plate for 12367
12367	2000	Face Plate complete for 31-17 Machine, Nos. 2827, 12150 and 12366
12368	767	Feed Bar for 31-17, 31-21, 31-36 and 31-40 Machines
12372	5831	Feed Dog, 13 teeth (12 teeth to the inch) for 26328
12374	766	Feed Lifting Rock Shaft for 20001
12376	770	" " " " Crank (front) with 157; and 1813, for 20001
12379	766	Feed Rock Shaft for 12380 and 20333
12380	—	Feed Rock Shaft complete, Nos. 3043 and 12379, obsolete, use 20333
12382	770	Needle Bar Connecting Link with 794g, for 31-17, 31-18, 31-21, 31-36, 31-38, 31-40, 31-41 and 31-44 Machines
*12383	—	Needle Bar Connecting Stud for 12384 and 20368
12384	770	Needle Bar Connecting Stud complete for 31-17, 31-18, 31-21, 31-23, 31-25, 31-26, 31-28 to 31-31, 31-36, 31-38, 31-40, 31-41, 31-43 and 31-44 Machines, Nos. 453c, 1904 and 12383
12385	767	Needle Bar Crank with 855c and 858c, obsolete, use 20188
12386	767	Oscillating Rock Shaft for 375 for 12387, obsolete
12387	—	Oscillating Rock Shaft complete, Nos. 4784, 12386 and 12388, obsolete
12388	767	Oscillating Rock Shaft Hinge Pin for 12387, 12498, 24044 and 24105

NO.	PLATE	NAME
12389	766	Oscillating Shaft for 31-17, 31-18, 31-21, 31-36, 31-38, 31-40, 31-41 and 31-44 Machines
12390	771	Oscillating Shaft Crank complete, Nos. 457c, 1518e, 1902 and 19496, obsolete
12391	767	Presser Bar (hollow) for 31-44 Machine
12392	—	Shuttle, 1 $\frac{1}{4}$ in. diam., Nos. 2996, 12393 and 12417, obsolete, use 19292
12393	771	Shuttle Body for 12392 and 19292
12394	—	" Driver for 12444
12395	—	" Race Slide for 12396, obsolete, use 12431
12396	—	Shuttle Race Slide complete, Nos. 4307, 12395 and two 240b, obsolete, use 12432
12397	772	Tension Releasing Lever for 31-36, 31-40 and 31-41 Machines
12398	773	Tension Releasing Lever Hinge Pin for 31-17, 31-18, 31-21, 31-36, 31-38, 31-40, 31-41 and 31-45 Machines
12399	—	Thread Retainer complete, Nos. 12400 to 12402, obsolete
Nos. 12400 to 12402 FOR 12399, OBSOLETE		
12400	773	Thread Retainer Sleeve
12401	773	" " Spring
12402	773	" " Stud
12403	772	Arm Spool Pin and Thread Eyelet for all machines except 31-44
12404	770	Thread Take-up Crank for 31-17, 31-18, 31-21, 31-36, 31-38, 31-40, 31-41 and 31-44 Machines
12405	774	Machine Rest, felt (Attachments and Accessories)
12408	770	Thread Take-up Lever for 12410
12409	770	" " " Link for 12410
12410	—	Thread Take-up Lever complete for 31-17, 31-18, 31-21, 31-36, 31-38, 31-40, 31-41 and 31-44 Machines, Nos. 12166, 12408 and 12409
12411	2699	Throat Plate for 12457
12415	768	Lifting Lever Connecting Rod for 12445, 20008, 20235, 20289, 20466, 20488, 20489, 43913, 43914, 43929, 43930, 43932, 43934 and 43935
12416	774	Lifting Lever Connecting Rod Joint for 12445, 20008, 20235, 20289, 20466, 20488, 20489, 43913, 43914, 43929, 43930, 43932, 43934 and 43935

NO.	PLATE	NAME
12417	—	Shuttle Bobbin Case complete for 12392, Nos. 591F, 592E, 2523, 2526, 2975, 7553 and 15003, obsolete, use 19293
12424	773	Oscillating Shaft Crank Slide Block Cap Screw Washer for 19449 and 24050
12427	766	Arm Shaft for 31-17, 31-18, 31-21, 31-36, 31-38, 31-40 and 31-41 Machines
12429	2002	Feed Forked Connection for 31-18, 31-26, 31-29, 31-31, 31-38, 31-41, 31-43 and 31-45 Machines
12431	—	Shuttle Race Slide for 12432 and 24810
12432	2004	Shuttle Race Slide complete for 31-17, 31-21, 31-23, 31-25, 31-28, 31-30, 31-36 and 31-40 Machines, Nos. 4307, 12431 and two 725E
12436	776	Feed Dog, 11 teeth (18 teeth to the inch) for 31-17, 31-21, 31-23 and 31-28 Machines
12438	776	Throat Plate, large oblong needle hole, for 12436 and 20323
12442	5831	Throat Plate, small needle hole, for 12372
12443	772	Oscillating Rock Shaft Oil Pad for 16508, obsolete
12444	771	Shuttle Driver 12394 with two 1266c, for 31-17, 31-18, 31-36, 31-38, 31-40, 31-41 and 31-44 Machines
12445	—	Knee Lifter complete (power table or Stand 25265) for 31-17, 31-18 and 31-21 Machines, Nos. 76b, 766b, 802b, 1521e, 5598, 12237, 12240, 12241, 12250, 12415, 12416 and two 178E
12448	767	Needle Bar (hollow) for 31-17, 31-18, 31-21, 31-23, 31-25, 31-26, 31-28 to 31-31 and 31-44 Machines
12450	2689	Feed Dog, 11 teeth (18 teeth to the inch) for 35167 and 35175
12451	2689	Throat Plate, small needle hole, for 12450
12452	776	" " " oblong needle hole, for 12436 and 20323, raised at needle hole, for top stitching
12453	773	Arm Oil Tube for intermediate bearing
12454	773	" " " with 29599, for oiling 12409 and 24099
12457	2699	Feed Dog, 16 teeth (16 teeth to the inch) for 35245, for Drop Feed Machines
12458	818	Driving Attachment Drip Pan with four 1 in. wire nails, for Drop Feed Machines



NO.	PLATE	NAME
12459	773	Oscillating Rock Shaft Hinge Pin Oil Hole Stop Screw Washer (leather) . . . . .
12464	2690	Throat Plate, large needle hole, for 12450 for 35175 . . . . .
12475	818	Driving Attachment Driving Arm Pitman for 12478 and 20141 . . . . .
12476	774	Driving Arm Pitman Crank Spring for 12225 for 12478 and 20141, obsolete . . . . .
12477	768	Driving Attachment Starting Crank Shaft for 44176 . . . . .
12478	—	Driving Attachment with Bobbin Winder and Treadle complete for 31-17, 31-18, 31-36, 31-38, 31-40 and 31-41 Machines, Nos. 210D, 692D, 12475, 14234 or 15131, 16522, 16592, 16594, 20372, 24355, 27072, 27308, 44176 and two 65D . . . . .
12479	768	Driving Attachment Starting Crank for 44176 . . . . .
12480	767	Arm Side Cap for 31-17, 31-18, 31-21, 31-44 and 31-45 Machines . . . . .
12484	2003	Bobbin Winder Spring for 12172, 12202 and 12337, obsolete . . . . .
12486	—	Oil Cup Packing (felt) for 20261 and 24024 . . . . .
12495	2014	Needle Bar Plug Screw Rivet, obsolete . . . . .
12496	2001	Crank Connecting Rod with 14013 and two 896E, for 908, obsolete, use 20197 . . . . .
12497	2001	Oscillating Rock Shaft for 908 and 1902, for 12498, obsolete, use 24104 . . . . .
12498	—	Oscillating Rock Shaft complete, Nos. 4784, 12388 and 12497, obsolete, use 24105 . . . . .
13351	—	Starting Treadle Chain, 46 in. to 55 in. long, for 14232 for 31-44 Machine . . . . .
14010	1206	Bed Frame Hinge Plate Rivet for 20067 . . . . .
*14013	—	Crank Connecting Rod Cap for 12365 and 12496, obsolete . . . . .
14024	5819	Knife Cam Lever Stop Screw Bracket Dowel Pin for 31-44 Machine . . . . .
14026	1317	Knife Holder Handle Rivet for 24144 . . . . .
14026	1317	" " Hinge Pin for 24144 . . . . .
14051	818	Driving Attachment Treadle Pitman Rod (upper) for 14233 . . . . .
Nos. 14229 to 14231 for 14232		
14229	5760	Chain Guide Bracket with 448c . . . . .
14229	5760	Starting Treadle Chain Guide Bracket with 448c . . . . .

NO.	PLATE	NAME
14230	5760	Chain Guide Pulley . . . . .
14230	5760	Starting Treadle Chain Guide Pulley . . . . .
14231	5757	Chain Guide Pulley Shaft with 858c . . . . .
14231	5757	Starting Treadle Chain Guide Pulley Shaft with 858c . . . . .
14232	5760	Chain Guide complete for 44093, Nos. 14229 to 14231 and four wood screws 1¼ in. No. 10 R. H. B. . . . .
14232	5760	Starting Treadle Chain Guide complete for 31-44 Machine, Nos. 14229 to 14231 and four wood screws 1¼ in. No. 10 R. H. B. . . . .
14233	818	Driving Attachment Treadle Pitman complete, for bench stand, for 14234, Nos. 2762, 6055, 9079, 14081, 27637 and 27638 . . . . .
14234	—	Driving Attachment Treadle and Pitman complete for 12478 and 20141, Nos. 14233 and 27642 . . . . .
15003	771	Shuttle Bobbin Case Hinge, Nos. 2972 to 2974, for 12417 and 19293, obsolete . . . . .
15022	2003	Feed Wheel 2258, coarse teeth, for 31-18, 31-26, 31-29, 31-31, 31-38, 31-41 and 31-43 Machines . . . . .
15072	2014	Bobbin Winder Bobbin Position Pin for 15077 and 27538 . . . . .
15072	2658	Presser Foot Knife Clamp Steady Pin for 28967 . . . . .
15077	773	Bobbin Winder Spindle with 15072, for 12171, 12201, 16515, 20308, 43982 and 43983 . . . . .
15098	771	Shuttle Tension Spring for 19293 and 24074 . . . . .
15130	818	Driving Attachment Treadle Pitman complete for 15131, Nos. 2762, 2877, 6055, 9079, 27637 and 27638 . . . . .
15131	—	Driving Attachment Treadle and Pitman complete for 12478 and 20141, Nos. 15130 and 27642 . . . . .
15132	773	Driving Attachment Driving Arm Brake Rivet for 16518 . . . . .
15140	2013	Shuttle Bobbin Case Latch for 15141 . . . . .
15141	—	" " " Hinge for 20220, 24056 and 24074, Nos. 2973, 2974 and 15140 . . . . .
15167	—	Rock Shaft complete for 44185, Nos. 2763, 2768, 2770, 6337, 6338 and two 12242 . . . . .
16128	5735	Rock Shaft Hanger (front) with two wood screws 1 in. No. 10, for 20465 . . . . .



NO.	PLATE	NAME
16508	772	Oscillating Rock Shaft Oil Pad Holder with 12443, obsolete
16514	768	Driving Attachment Bobbin Winder Frame for 16515
16515	768	Driving Attachment Bobbin Winder Frame complete for 16522 and 19260, Nos. 333d, 5960, 5961, 5963, 15077 and 16514
16516	774	Driving Attachment Bobbin Winder Stop Latch with 152F and 1550n, for 16522
16518	818	Driving Attachment Driving Arm with 2269, 2928 and two 15132, for 16522 and 19260
16522	—	Driving Attachment Driving Arm complete for 12478, Nos. 32d, 75d, 180e, 427e, 693d, 1508c, 1579c, 12170, 12178, 16515, 16516, 16518, 16530 and 27303
16524	—	Driving Attachment Balance Wheel Friction Ring (leather) for 16592
16530	818	Driving Attachment Bracket for 16522 and 19260
16532	5822	Stop Cam Interlocking Rod Case Bracket Dowel Pin for 31-44 Machine
16555	1206	Bed Frame Hinge Plate for 20067
16556	2009	Feed Lifting Rock Shaft Crank (back) with 462c, for 20001
16558	—	Face Plate for 16559
16559	5735	Face Plate complete for 31-36, 31-38, 31-40 and 31-41 Machines, Nos. 2827, 12150 and 16558
16560	1318	Feed Dog, 10 teeth (16 teeth to the inch) for 31-36 and 31-40 Machines
16563	5738	Knife Bar Driving Crank (forked) for 24433 and 24436
16564	5738	Knife Bar Driving Crank Bracket for 24433 and 24436
16567	1321	Knife Holder with two 208d, for 24127
16568	5841	Needle Bar with 620f, 1072f and 24391, for 31-36, 31-38 and 31-43 Machines
16569	5738	Needle Bar Crank (eccentric) with 448c and 743c, for 31-36 and 31-38 Machines
16570	2004	Presser Bar (hollow) for 31-17 Machine, obsolete
16572	2015	Roller Arm for 16579 and 16580
16573	2015	" " " 16581, 16582, 19394 and 62649

NO.	PLATE	NAME
Nos. 16574 to 16576, OBSOLETE		
16574	2015	Roller Arm Bracket for 16570
16575	2015	" " " Position Collar with 456c, for 16574
16576	2015	Roller Arm Bracket Spring for 16574
Nos. 16579 to 16582 FOR 31-17, 31-18, 31-21, 31-23, 31-25, 31-26, 31-28 to 31-31, 31-36, 31-38, 31-40, 31-41 AND 31-43 MACHINES.		
16579	—	Roller Presser complete, $\frac{3}{4}$ in. coarse roller, Nos. 1868 and 16572
16580	—	Roller Presser complete, $\frac{3}{8}$ in. fine roller, Nos. 1841 and 16572
16581	—	Roller Presser complete, $1\frac{1}{4}$ in. coarse roller, Nos. 1911 and 16573
16582	—	Roller Presser complete, $1\frac{1}{4}$ in. fine roller, Nos. 1912 and 16573
16584	1360	Shuttle Race Cap for 24356
16586	5843	Lifting Lever Pin for 43913, 43914, 43929, 43930 and 43934
16592	818	Driving Attachment Balance Wheel (friction) with 7958, 16524 and two 435c, for 12478 and 20141
16594	818	Driving Attachment Driving Friction Pulley, $2\frac{1}{8}$ in. diam., with 861d and 10236, for 12478 and 20141
16597	1338	Throat Plate complete for 16560 and 24392, for 31-36 Machine, Nos. 725d, 2328, 2330, 4363, 16599, 62626 and two 238d
16598	1338	Knife (narrow) end and side cut, for 31-36 and 31-38 Machines
16599	1338	Throat Plate Cutting Bar, for $\frac{1}{2}$ in. to $\frac{3}{4}$ in. gauge, for 16597, 19180, 24339, 24369 and 26350
17719	5825	Knife Bar Disengaging Lever Spring for 31-44 Machine
17719	5825	Starting Lever Spring for 31-44 Machine
17748	5824	Thread Eyelet (top of arm) for 31-44 Machine
17814	5822	Knife Bar Connection Rivet for 44030
17814	5822	" " Slide Block Plate Rivet for 31-44 Machine
17822	5822	Knife Bar Rack Rivet for 44045
17826	5819	" Holder Pinion for 44064
17827	5819	" " Stud for 44065

## NUMERICAL LIST OF PARTS

NO.	PLATE	NAME
17848	5815	Pulley (loose) Bushing for 44066.....
17855	5824	Stop Cam Interlocking Rod for 44078....
Nos. 17860 to 17864 FOR 44078		
17860	5824	Stop Arm Interlocking Rod Case Spring..
17861	5824	" " " " " Stop Stud
17862	5824	" " " " " " " "
		Spring .....
17863	5824	Stop Cam Interlocking Rod Spring.....
17864	5824	" " " " Stop.....
17873	5824	Trip Lever Spring for 44078.....
17915	5819	Knife Bar Slide Block for 44047.....
17919	5819	" " Driving Lever Lock Stud Spring for 44041.....
17941	5821	Pulley (loose) 2 3/8 in. diam., for 44066...
17942	5821	" (tight) 2 7/8 in. diam., with 2269, for 44066.....
18331	5814	Belt Cover Bracket with 871E and 43585, for 31-44 Machine.....
18498	5814	Belt Cover for 31-44 Machine.....
19131	2012	Shuttle Bobbin for 20655 and 20758.....
19165	1310	Presser Foot for 31-17, 31-18, 31-21, 31-23, 31-26, 31-28, 31-29 and 31-31 Machines
Nos. 19173 to 19179 FOR 31-36 AND 31-38 MACHINES		
19173	1338	Knife (broad) diagonal cut.....
19174	1338	" " " end and side cut.....
19175	1338	" (medium) end and side cut.....
19176	1338	" " " cut only.....
19177	1338	" " " (shearing).....
19178	1338	" " " and side cut (concave)
19179	1338	" " " " " (thin gauge)
19180	1269	Throat Plate complete for 16560 and 24392 for 19174 for 32-36 Machine, Nos. 725d, 2329, 2330, 4363, 16599, 62626 and two 238d.....
19219	1206	Bed Frame Cushion (leather) for 20067..
19220	1206	" " " Spring for 20067....
19221	2045	Wrench for 936, 1516 and 1619 (Attach- ments and Accessories).....
19226	1206	Bed Frame Hinge Connection for 19398..
19258	2009	Driving Attachment Bobbin Winder Stop Latch with 152f and 1550h, for 19260
19260	—	Driving Attachment Driving Arm com- plete for 20141, Nos. 32d, 75d, 180f, 427e, 693d, 1508c, 1579c, 12170, 12178, 16515, 16518, 16530, 19258 and 27303

## NUMERICAL LIST OF PARTS

NO.	PLATE	NAME
19265	5841	Needle Bar with 904f, for 19173.....
19266	2002	Feed Wheel Driver Link for 20007, 20487, 20496, 43912 and 43939.....
19267	2000	Feed Wheel Frame with 453c, for 19302
19269	2008	Shuttle Race complete for 31-18 and 31-41 Machines, Nos. 907d, 2531, 2533, 5709, 19270 and two each 662d and 2532....
19270	—	Shuttle Race Body for 19269 and 24356
19292	771	Shuttle, 1 1/4 in. diam., Nos. 2996, 12393 and 24074, for 31-17, 31-18, 31-36, 31-38, 31-40, 31-41 and 31-44 Machines.....
19293	771	Shuttle Bobbin Case complete for 19292, Nos. 591f, 592e, 2523, 2975, 7553, 15003 and 15098, obsolete, use 24074.....
19297	5738	Knife Bar with 2301, for 24127 and 24139
19302	—	Feed Wheel Frame complete for 20007, 20487 and 43939, Nos. 119c, 151c, 183c, 183f, 240b, 1528h, 2252, 2254 to 2256, 2258, 3114 and 19267.....
19335	—	Presser Foot Shank for 120144.....
19394	—	Roller Presser complete, 1 1/4 in. fine roller, for 26150 and 26351, Nos. 1928 and 16573.....
19397	1206	Bed Frame Hinge Connection Cap for 19398.....
19398	—	Bed Frame Hinge Connection 19226 with 211f and 19397, for 20067.....
19406	2012	Shuttle Driver with two 1266c, for 31-21 Machine.....
Nos. 19441 to 19443 FOR 19464		
19441	2004	Presser Bar (hollow).....
19442	1310	Roller Arm Bracket.....
19443	1310	" " " Position Collar with 456c.....
Nos. 19444 to 19446 FOR 24445		
19444	1310	Roller Arm Bracket Spring.....
19445	1310	" " " " Pin.....
19446	1310	" " " " Stud.....
19447	2011	Oscillating Shaft Crank complete for 31-17, 31-18, 31-21, 31-23, 31-25, 31-26, 31-36, 31-38, 31-40, 31-41 and 31-44 Machines, Nos. 457c, 1518e, 19449 and 19496....
19448	2011	Oscillating Shaft Crank Slide Block for 19449 and 24050.....

NO.	PLATE	NAME
19449	2011	Oscillating Shaft Crank Slide Block complete for 19447, 20296 and 44135, Nos. 229d, 988c, 12424 and 19448.
19464	—	Presser Bar complete for 31-17, 31-18, 31-21, 31-23, 31-25, 31-26, 31-28 to 31-31, 31-36, 31-38, 31-40, 31-41, 31-43 and 31-45 Machines, Nos. 190d, 19441 to 19443 and 24445.
19474	5831	Feed Dog for 35345.
19496	—	Oscillating Shaft Crank for 12390 and 19447.
20001	—	Feed Lifting Rock Shaft complete for 31-17, 31-21, 31-23, 31-25, 31-28, 31-30, 31-36 and 31-40 Machines, Nos. 12374, 12376 and 16556.
20006	2000	Feed Wheel Frame Shaft for 20007, 20487, 20496, 43912, 43939 and 44111.
20007	—	Wheel Feed complete for 31-18, 31-26 and 31-29 Machines, Nos. 324d, 2263, 2265, 2270, 5570, 19266, 19302, 20006, 20263, 20264 and 24810.
20008	—	Foot Lifter complete for 31-17, 31-18 and 31-21 Machines, Nos. 76d, 766d, 802d, 1521e, 4580, 4885, 5598, 5670, 12237, 12240, 12241, 12415, 12416 and two 178B.
20011	1265	Feed Dog, 11 teeth (18 teeth to the inch) for 31-17, 31-21, 31-23 and 31-28 Machines.
20012	1265	Throat Plate, large oblong needle hole, for 20011.
20021	5761	Drip Pan with four 1 in. wire nails, for power table, for Drop Feed Machines, obsolete, use 44212.
20022	5742	Machine Rest (felt) for machine on stand (Trimmings for End and Back Leaf Table).
20023	2004	Presser Bar Spring (heavy) .063 wire.
20037	2009	Tension Releaser for 44147.
20057	—	Face Plate for 20058.
20058	5735	Face Plate complete for 31-18, 31-21, 31-44 and 31-45 Machines, Nos. 2827, 12150 and 20037.
20059	5736	Presser Bar Guide Bracket with 453c, for 31-18, 31-21, 31-44 and 31-45 Machines.
20060	5736	Slack Thread Regulator for 31-18, 31-21, 31-44 and 31-45 Machines.

NO.	PLATE	NAME
Nos. 20061 TO 20063 FOR 20213 AND 43000		
20061	2010	Tension Screw Stud Bushing.
20062	2010	" " " Flange.
20063	2010	" " " Collar.
20064	2014	" Thread Guard, obsolete.
20067	819	Bed Frame with two each 16555, 19398, four each 19219, 19220, six each 14010, wood screws 1¼ in. No. 12 and eight 158c.
20091	5735	Rock Shaft for 20465.
20114	1310	Presser Foot for 31-17, 31-18, 31-21, 31-23, 31-26, 31-28 and 31-29 Machines.
20141	—	Driving Attachment with Bobbin Winder and Treadle complete for 31-21, 31-23, 31-25, 31-26, 31-28 to 31-31, 31-43 and 31-45 Machines, Nos. 210d, 692d, 12475, 14234 or 15131, 16592, 16594, 19260, 20372, 24355, 27072, 27308, 44176 and two 65d.
20165	1265	Throat Plate, small oblong needle hole, for 2258 and 15022, raised at needle hole for top stitching.
20184	—	No. cancelled, order 12445.
20188	767	Needle Bar Crank with 858c and 1065c, for 31-17, 31-18, 31-21 and 31-44 Machines.
20192	—	Throat Plate, small oblong needle hole, for 12436 and 20323.
20197	2001	Crank Connecting Rod with 20198 and two 896B, for 31-17, 31-18, 31-21, 31-23, 31-25, 31-26, 31-28 to 31-31, 31-36, 31-38, 31-40, 31-41, 31-43 and 31-44 Machines.
*20198	—	Crank Connecting Rod Cap for 20197.
*20209	—	Arm with 2653, 11104 and 20324, for 31-23, 31-25, 31-26 and 31-28 to 31-31 Machines.
20210	2000	Arm Shaft for 31-23, 31-25, 31-26 and 31-28 to 31-31 Machines.
*20211	—	Bed for 31-23, 31-25, 31-26, 31-28 to 31-31 and 31-43 Machines.
20212	2000	Face Plate for 20213.
20213	—	Face Plate complete for 31-23, 31-25, 31-26 and 31-28 to 31-31 Machines, Nos. 233d, 448c, 460c, 2923, 20061 to 20063, 20212, 20214, 20228, 20231, 44157, 52379 and two 2102.

NO.	PLATE	NAME
20214	2010	Face Plate Thread Guard for 20213. ....
20214	2010	" " " " (upper) for 43900
20215	2001	Feed Bar for 31-23, 31-25, 31-28 and 31-30 Machines. ....
Nos. 20216 TO 20218 FOR 31-23, 31-25, 31-26, 31-28 TO 31-31 AND 31-43 MACHINES.		
20216	2010	Needle Bar Connecting Link with 794E. ....
20217	2010	Presser Bar Guide Bracket with 453C. ....
20218	2010	" " Lifting Bracket. ....
20219	2013	Shuttle Bobbin Case Position Finger for 20220, obsolete. ....
20220	2013	Shuttle Bobbin Case complete for 20222, Nos. 591F, 592E, 2523, 2975, 1514I, 20219 and 24058, obsolete. ....
20221	2013	Shuttle Body for 20222, obsolete. ....
20222	2013	Shuttle complete for 31-23, 31-25 and 31-26 Machines, Nos. 20220, 20221 and 24051, obsolete. ....
20223	2013	Shuttle Driver for 31-23, 31-25 and 31-26 Machines, obsolete. ....
20224	2007	Shuttle Race Back for 20227 and 20306. ....
20225	—	" " Body for 20227, obsolete. ....
20226	2007	" Bobbin Case Position Plate for 20227, obsolete. ....
20227	2007	Shuttle Race complete for 31-23, 31-25 and 31-26 Machines, Nos. 20224 to 20226 and two each 190c and 391d, obsolete. ....
20228	2010	Tension Releaser for 20213 and 43900. ....
20229	2001	Thread Take-up Cam with 858c and 1065c, for 31-23, 31-25 and 31-26 Machines, obsolete. ....
20230	2001	Thread Take-up Lever with 1547b and 1915, for 31-23, 31-25, 31-26, 31-28 to 31-31 and 31-43 Machines. ....
20231	2010	Thread Take-up Spring for 20213 and 43900. ....
20232	2010	Thread Take-up Spring Regulator for 31-23, 31-25, 31-26, 31-28 to 31-31 and 31-43 Machines. ....
20233	2000	Lifting Lever with 448c, for 20235, 20289 and 43932. ....
20234	2010	Lifting Lever Link for 20235, 20289, 43913, 43914 and 43932. ....

NO.	PLATE	NAME
20235	—	Knee Lifter complete (power table or Stand 25265) for 31-23, 31-25, 31-26 and 31-28 to 31-31 Machines, Nos. 76d, 766d, 802d, 1521E, 5598, 12240, 12250, 12415, 12416, 20233, 20234 and two 178E
20257	2000	Oscillating Shaft for 31-23, 31-25 and 31-26 Machines, obsolete. ....
20261	2009	Oil Cup complete for 31-23, 31-25, 31-26, 31-28 to 31-31 and 31-43 Machines, Nos. 12486, 24020 and 24021. ....
20262	1265	Throat Plate, large oblong needle hole, for 2258 and 15022, for 31-18, 31-26 and 31-29 Machines. ....
20263	—	Throat Plate, medium oblong needle hole, for 2258 and 15022, for 20007. ....
20264	—	Throat Plate, small oblong needle hole, for 2258 and 15022, for 20007. ....
20266	—	No. cancelled, order 20235. ....
Nos. 20271 TO 20274 FOR 31-17, 31-21, 31-23 AND 31-28 MACHINES.		
20271	1310	Presser Foot, for heading or top stitching
20272	1310	" " for shoe tips and gores. ....
20273	1310	" " " inside stays, for $\frac{1}{4}$ in. to $\frac{1}{2}$ in gauge. ....
20274	1310	Presser Foot, for outside stays. ....
20283	2020	Feed and Feed Lifting Eccentric with 446c for 31-44 Machine. ....
20284	2020	Feed Forked Connection for 31-44 Ma- chine. ....
20289	—	Foot Lifter complete for 31-23, 31-25, 31-26 and 31-28 to 31-31 Machines, Nos. 76d, 766d, 802d, 1521E, 4880, 4885, 5598, 5670, 12240, 12415, 12416, 20233, 20234 and two 178E. ....
20291	2049	Drip Pan with four 1 in. wire nails, for power table, for Wheel Feed Machines
20293	—	Throat Plate, small oblong needle hole, for 20011. ....
20295	—	Oscillating Shaft Crank for 20296. ....
20296	2047	Oscillating Shaft Crank complete for 31-28 to 31-31 and 31-43 Machines, Nos. 457c, 1518E, 19449 and 20295. ....
*20297	—	Shuttle Body with 1142E, 20499, 20500 and 44213, for 20298. ....
20298	2047	Shuttle complete for 31-28 to 31-31 and 31-43 Machines, Nos. 2076, 20297, 24051 and 44000. ....

NO.	PLATE	NAME
20299	2047	Shuttle Driver for 31-28 to 31-31 Machines
20300	2020	Thread Take-up Cam with 858c and 1500c, for 31-28 to 31-31 Machines
20301	2047	Shuttle Main Spring for 20297, obsolete
20305	—	" Race Body for 20306
20306	2047	Shuttle Race complete for 31-28 to 31-31 and 31-43 Machines, Nos. 20224, 20305 and two 190c
20307	2020	Bobbin Winder Frame for 20308
20308	—	Bobbin Winder Frame complete for 20309, Nos. 333b, 5960, 5961, 5963, 15077 and 20307
20309	—	Bobbin Winder complete for 12358, Nos. 32b, 180f, 12168, 12170 and 20308
20314	1353	Tension Releaser for 29549, obsolete
20323	776	Feed Dog, 8 teeth (12 teeth to the inch) for 31-17, 31-21, 31-23 and 31-28 Machines
20324	5826	Thread Take-up Lever Hinge Screw Bushing for 20209 and 43896
20333	—	Feed Rock Shaft complete for 31-17, 31-18, 31-21, 31-23, 31-25, 31-26, 31-28 to 31-31, 31-36, 31-38, 31-40, 31-41, 31-43 and 31-44 Machines, Nos. 12379 and 29633
20340	2049	Lifting Lever with 448c, for 20488, 20489, 43913, 43914, 43929, 43930, 43934 and 43935
20364	2045	Wrench for 1648 (Attachments and Accessories)
20365	—	Shuttle Cover for 44000
20367	770	Needle Bar Connecting Stud Slide Block for 20368, obsolete
20368	770	Needle Bar Connecting Stud complete, Nos. 453c, 12383 and 20367, obsolete, use 12384
20371	768	Driving Attachment Driving Arm Pitman Crank for 44176
20372	768	Driving Attachment Driving Arm Pitman Crank Spring for 12478 and 20141
20377	2047	Shuttle Bobbin Retaining Spring for 20297, obsolete
20461	2045	Wrench for 1620, 1662 and 1668 (Attachments and Accessories)
20462	5735	Rock Shaft Knee Arm Hub with 356c, for 20463

NO.	PLATE	NAME
20463	—	Rock Shaft Knee Arm complete for 20465, Nos. 2765, 2767 and 20462
20464	5735	Rock Shaft Lifting Arm with 356c, for 20465
20465	5735	Rock Shaft complete for 20466, 43932, 43934 and 43935, Nos. 2764, 16128, 20091, 20463, 20464 and two 2770
20466	—	Knee Lifter complete (Stand No. 25255) for 31-17, 31-18 and 31-21 Machines, Nos. 76b, 766b, 802b, 1521e, 5598, 12237, 12240, 12241, 12415, 12416, 20465 and two 178e
20467	5762	Drip Pan with eight 1 in. wire nails, for Stand No. 25255, for Drop-Feed Machines
*20486	—	Arm with 11104, for 31-40 and 31-41 Machines
20487	—	Wheel Feed complete for 31-41 Machine, Nos. 324b, 2263, 2265, 2270, 5570, 19266, 19302, 20006, either 24300, 24320 or 24332 and 24310
20488	—	Foot Lifter complete for 31-40 and 31-41 Machines, Nos. 76b, 766b, 802b, 1521e, 4880, 4885, 5598, 5670, 12415, 12416, 20340, 24153, 24154 and two 178e
20489	—	Knee Lifter complete (power table) for 31-40 and 31-41 Machines, Nos. 76b, 766b, 802b, 1521e, 5598, 12250, 12415, 12416, 20340, 24153, 24154 and two 178e
20494	5735	Feed Wheel Frame with 453c, for 20495
20495	—	Feed Wheel Frame complete for 20496, Nos. 119c, 151c, 183c, 183f, 240b, 1528a, 2252, 2254 to 2256, 2258, 3114 and 20494
20496	—	Wheel Feed complete for 31-31 Machine, Nos. 324b, 2263, 2265, 2270, 5570, 19266, 20006, 20495, 24187 and 24193
20498	—	Bobbin Winder (Hamburg) complete for 4370, Nos. 32b, 180f, 12168, 12170 and 43983
20499	2047	Shuttle Bobbin Retaining Spring for 20297
20500	2047	" Main Spring for 20297
20593	2012	" Bobbin Case Latch for 20652, obsolete
20595	2012	Shuttle Bobbin Case Position Finger for 20651 and 20653, obsolete
20596	2012	Shuttle Body for 20655, obsolete



NO.	PLATE	NAME
20649	2012	Shuttle Bobbin Case Latch for 20650 . . .
20650	—	“ “ “ Hinge, Nos. 2973, 2974 and 20649, for 20651 and 20756 . . .
20651	2012	Shuttle Bobbin Case complete for 20655, Nos. 591F, 592E, 2523, 2975, 20595, 20650 and 20654, obsolete . . . . .
20652	—	Shuttle Bobbin Case Hinge, Nos. 2973, 2974 and 20593, for 20653, obsolete . . .
20653	2012	Shuttle Bobbin Case complete for 20655, Nos. 591F, 592E, 2521, 2523, 20595, 20652 and 20654, obsolete, use 20651 . . .
20654	2012	Shuttle Tension Spring for 20651, 20653 and 20756 . . . . .
20655	2012	Shuttle, 1 $\frac{1}{4}$ in. diam., Nos. 19131, 20596 and 20651, for 31-21 Machine, obsolete
20755	5737	Shuttle Bobbin Case Position Finger for 20756 . . . . .
20756	5737	Shuttle Bobbin Case complete for 20758, Nos. 591F, 592E, 2523, 2975, 20650, 20654 and 20755 . . . . .
20757	5737	Shuttle Body for 20758 . . . . .
20758	5737	Shuttle, 1 $\frac{1}{4}$ in. diam., Nos. 19131, 20756 and 20757, for 31-21 Machine . . . . .
21031	2020	Oscillating Shaft for 31-23 to 31-31 and 31-43 Machines . . . . .
21202	2567	Shuttle Race Ring Clamp Friction Spring for 24968 . . . . .
22003	2045	Wrench for 1550 (Attachments and Acces- sories) . . . . .
23219	1394	Welt Guide Carrier Edge Guide Pin for 26135 . . . . .
23219	1394	Welt Guide Carrier Edge Guide Steady Pin for 26136 . . . . .
24009	2006	Shuttle Race Cap for 24120 and 24998 . . .
24020	2009	Oil Cup for 20261 and 24024 . . . . .
24021	2009	“ “ Extension for 20261 . . . . .
24023	2009	“ “ “ with 24075, for 24024, obsolete . . . . .
24024	2009	Oil Cup complete for 31-17, 31-18, 31-36, 31-38, 31-40 and 31-41 Machines, Nos. 12486, 24020 and 24023, obsolete, use 44007 . . . . .
24028	5821	Crank Connecting Rod with 24085 and two 896E, for 31-45 Machine . . . . .
24036	2020	Feed and Feed Lifting Eccentric Sleeve for 31-44 Machine . . . . .
24038	5826	Needle Bar with 857H, for 31-45 Machine

24040	5826	Needle Bar Connecting Link with 794E, for 31-45 Machine . . . . .
24041	5826	Needle Bar Connecting Stud with 207F, for 31-45 Machine . . . . .
24043	5816	Oscillating Rock Shaft for 24044 . . . . .
24044	—	Oscillating Rock Shaft complete for 31-45 Machine, Nos. 4784, 12358 and 24043
24046	5826	Oscillating Shaft Bushing (back) for 31-45 Machine . . . . .
24047	5826	Oscillating Shaft Bushing (front) for 31-45 Machine . . . . .
24048	—	Oscillating Shaft Crank for 24049 . . . . .
24049	1343	Oscillating Shaft Crank complete for 31-45 Machine, Nos. 462c, 1636E, 24048 and 24050 . . . . .
24050	1343	Oscillating Shaft Crank Slide Block com- plete for 24049, Nos. 229D, 1035c, 12424 and 19448 . . . . .
24051	2013	Shuttle Bobbin for 20222, 20298 and 24059
24052	5826	Needle Bar Crank with 858c, 1036c, 1037c and 1065c, for 31-45 Machine . . . . .
24055	1343	Shuttle Bobbin Case Position Finger for 24056 . . . . .
24056	1343	Shuttle Bobbin Case complete for 24059, Nos. 591F, 592E, 2523, 2975, 15141, 24055 and 24058 . . . . .
24057	1343	Shuttle Body for 24059 . . . . .
24058	2013	“ “ Tension Spring for 20220 and 24056 . . . . .
24059	1343	Shuttle, 1 $\frac{1}{4}$ in. diam., Nos. 24051, 24056 and 24057, for 31-45 Machine . . . . .
*24060	—	Shuttle Driver for 24061 . . . . .
24061	1343	“ “ 24060 with two 462c, for 31-45 Machine . . . . .
24062	2567	Shuttle Race Back for 24968 . . . . .
24068	5826	Thread Take-up Lever for 24070 . . . . .
24070	—	Thread Take-up Lever complete for 31-45 Machine, Nos. 12166, 24068 and 24099
24074	2013	Shuttle Bobbin Case complete for 19292, Nos. 591F, 592E, 2523, 2975, 7553, 15098 and 15141 . . . . .
24075	2565	Oil Cup Extension Post for 24023 and 44005 . . . . .
*24085	—	Crank Connecting Rod Cap for 24028 . . .
24097	5826	Thread Take-up Crank for 31-45 Machine
24099	5826	“ “ Lever Link for 24070 . . .
24104	2001	Oscillating Rock Shaft for 24105 . . . . .



NO.	PLATE	NAME
24105	—	Oscillating Rock Shaft complete for 31-17, 31-18, 31-21, 31-23, 31-25, 31-26, 31-28 to 31-31, 31-36, 31-38, 31-40, 31-41, 31-43 and 31-44 Machines, Nos. 4784, 12388 and 24104.....
24117	2006	Shuttle Bobbin Case Guide Plate for 24120, obsolete.....
24118	—	Shuttle Race Body for 24120, obsolete...
24120	2006	Shuttle Race complete for 31-21 Machine, Nos. 907D, 2419, 2533, 24009, 24117, 24118, two 2532 and four 1053D, obsolete, use 24325.....
24122	1317	Knife Bar Lifting Spring for 31-36, 31-38, 31-40, 31-41 and 31-43 Machines.....
24123	1317	Knife Bar Lifting Spring Case for 31-36, 31-38, 31-40, 31-41 and 31-43 Machines.....
24124	1317	Knife Bar Lifting Spring Guide for 24906.....
24125	1317	“ “ “ “ “ Bracket for 24906.....
24126	1321	Knife Holder Handle for 24127.....
24127	—	Knife Bar complete for 31-36, 31-38 and 31-43 Machines, Nos. 621D, 16567, 19297, 24126, 24906 and two 335H.....
24130	1317	Needle Bar Thread Guard for 24145.....
24131	2014	Arm Oil Tube with 29599, for oiling 5570, 12197, 20283 and 24036.....
24136	1317	Knife Bar Crank Coupling Pin Disengaging Lever for 24435.....
24139	—	Knife Bar complete for 31-40 and 31-41 Machines, Nos. 621D, 19297, 24144, 24906 and two 335H.....
		Nos. 24140 to 24143 for 24144
24140	1317	Knife Holder.....
24141	1317	“ “ Body with 442c.....
24142	1317	“ “ Handle.....
24143	1317	“ “ Spring.....
24144	—	Knife Holder complete for 24139, Nos. 2291, 24140 to 24143 and two each 223r and 14026.....
24145	5757	Needle Bar (hollow) with 620r, 1072r and 24130, for 31-40 and 31-41 Machines...
24149	—	Throat Plate Body for 24244.....
24153	1317	Lifting Lever Link for 20488, 20489 and 43935.....
24154	1317	Lifting Lever Pin for 20488, 20489 and 43935.....

NO.	PLATE	NAME
24158	—	Throat Plate Body for 24300.....
24162	2016	Feed Dog, 10 teeth (16 teeth to the inch) for 24183.....
24163	2018	Knife and Holder (solid) for under trimming, for 31-25 Machine, obsolete, use 24165.....
24164	2018	Knife with Guide (corner bent up) for under trimming, for 24165.....
24165	—	Knife with Guide (corner bent up) and Holder (sectional) complete, for under trimming, for 56832 and 62582, Nos. 24164, 24174 and two 1096r.....
24166	2018	Knife, for edge trimming, for 24167, 24183 and 24187.....
24167	—	Knife and Holder (sectional) complete, for edge trimming, for 31-25, 31-30 and 31-31 Machines, Nos. 24166, 24174 and two 1096r.....
24168	2017	Knife Driving Lever with 24177, for 24169.....
24169	—	Knife Driving Lever complete for 56832, 62537 and 62582, Nos. 1040, 24168, 24172 and 24173.....
24170	2017	Knife Driving Lever Centre Plate for 56832, 62537 and 62582.....
24171	2017	Knife Driving Lever Centre Plate Cap for 56832, 62537 and 62582.....
24172	2017	Knife Driving Lever Fork for 24169.....
24173	2017	“ “ “ “ Swivel for 24169.....
24174	2018	“ “ “ “ Holder for 24165, 24167, 24587, 24606 and 24608.....
24175	2017	Knife Holder Bushing for 56832, 62537 and 62582.....
24176	2017	Knife Holder Position Spring for 56832, 62537 and 62582.....
24177	2017	Knife Holder Position Stud for 24168.....
24180	—	Throat Plate Body for 56832, 62537 and 62582.....
24181	2017	Throat Plate Needle Hole Strip, large oblong needle hole, for 24183, obsolete...
24182	—	Throat Plate Needle Hole Strip, small oblong needle hole, for 24183, obsolete...
24183	2016	Throat Plate with Trimming Attachment complete for 31-25 and 31-30 Machines, Nos. 24162, 24166 and 56832.....
24184	2017	Throat Plate Needle Hole Strip, large oblong needle hole, for 62582.....

NO.	PLATE	NAME
24185	—	Throat Plate Needle Hole Strip, medium oblong needle hole, for 62582.....
24186	—	Throat Plate Needle Hole Strip, small oblong needle hole, for 62582.....
24187	—	Throat Plate with Trimming Attachment complete for 20496, Nos. 24166 and 62582.....
24188	—	Knife Holder Regulator, Nos. 886c and 1098c, for 56832, 62537 and 62582.....
24189	2018	Knife and Holder (solid) for edge trimming, for 31-25 Machine, obsolete, use 24167.....
24192	—	Shuttle Race Slide for 24193.....
24193	5757	Shuttle Race Slide complete for 20496 and 43912, Nos. 4307, 24192 and two 4352.....
24230	1318	Feed Dog, 9 teeth (16 teeth to the inch) for 31-40 Machine.....
24231	5758	Guide Holder for 31-40 and 31-41 Machines.....
24237	5759	Guide Slide Latch Cap with 26550, for 24566.....
24241	5738	Needle Bar Crank (eccentric) with 448c and 743c, for 31-40 and 31-41 Machines.....
24242	1318	Throat Plate Cutting Bar, for $\frac{3}{16}$ in. to $\frac{1}{2}$ in. gauge, for 24244 and 24300.....
24243	1318	Throat Plate Spring Slide for 24244 and 24300.....
24244	1318	Throat Plate complete for 24230, to trim back of needle, for strap sandals, Nos. 725b, 2330, 4363, 24149, 24242, 24243 and two 238b.....
24267	5816	Balance Wheel Oil Cover for 24328.....
24300	1322	Throat Plate complete for 2258 and 15022 for 20487, to trim back of needle, for strap sandals, Nos. 725b, 2330, 4363, 24158, 24242, 24243 and two 238b.....
24315	1321	Knife (medium) end and side cut, for 24320, 24331 and 43911.....
24316	1321	Knife (wide) end and side cut, for 24320, 24331 and 43911.....
24317	1345	Throat Plate Cutting Bar, for $\frac{5}{16}$ in. to $\frac{1}{2}$ in. gauge, for 24320.....
24318	1345	Throat Plate Spring Slide for 24320.....

NO.	PLATE	NAME
24320	1322	Throat Plate complete for 2258 and 15022 for 20487, to trim opposite needle, for men's shoe work, Nos. 725b, 2330, 4363, 24317, 24318, 24721 and two 238b.....
24323	2046	Shuttle Bobbin Case Position Plate for 24325.....
24324	—	Shuttle Race Body for 24998.....
24325	2046	Shuttle Race complete for 31-21 Machine, Nos. 907d, 2419, 2533, 24323, 24998 and two each 391d and 2532.....
24328	5821	Balance Wheel, light rim, $2\frac{1}{4}$ in. pulley, with two 448c, for 31-45 Machine.....
24329	1345	Throat Plate Cutting Bar, for $\frac{3}{16}$ in. to $\frac{1}{2}$ in. gauge, for 24331 and 24332.....
24330	1345	Throat Plate Spring Slide for 24331 and 24332.....
24331	1345	Throat Plate complete for 16560 and 24392, for 31-40 Machine, to trim back of needle, for heavy work, Nos. 725b, 2330, 4363, 24329, 24330, 24720 and two 238b.....
24332	1346	Throat Plate complete for 2258 and 15022 for 20487, to trim back of needle, for heavy work, Nos. 725b, 2330, 4363, 24329, 24330, 24721 and two 238b.....
24334	2018	Knife Driving Lever Shield for 56832, 62537 and 62582.....
24336	2016	Throat Plate Needle Hole Strip, large oblong needle hole, for 56832 and 62537..
24337	—	Throat Plate Needle Hole Strip, small oblong needle hole, for 56832 and 62537..
24339	1269	Throat Plate complete for 2258 and 15022 for 43939, Nos. 725b, 2328, 2330, 4363, 16599, 62672 and two 238b.....
24355	5757	Balance Wheel Oil Cover for 12478 and 20141.....
24356	1360	Shuttle Race complete for 31-38 Machine, No. 907d, 2531, 2533, 16584, 19270 and two each 662b and 2532.....
24361	5759	Guide Finger Holder Slide Friction Spring for 24566.....
24369	1269	Throat Plate complete for 2258 and 15022, for 19174, for 43939, Nos. 725b, 2329, 2330, 4363, 16599, 62672 and two 238b.....
24388	1273	Feed Dog (grooved) for making bag handles, for 31-36 Machine.....

NO.	PLATE	NAME
24390	1273	Throat Plate complete for 24388, Nos. 725d, 2323, 2330, 4363, 4947 and two 288d.....
24391	1321	Needle Bar Thread Guard for 16568.....
24392	1338	Feed Dog, 8 teeth (12 teeth to the inch) for 31-36 and 31-40 Machines.....
24412	1361	Shuttle Bobbin Case Position Plate for 24419, 44072 and 62533.....
24413	—	Shuttle Race Body for 62502.....
24418	1362	" " Cap for 62502.....
24419	1362	Shuttle Race complete for 31-17 and 31-36 Machines, Nos. 907d, 2531, 2533, 24412, 62517 and two 391d.....
24430	2016	Feed Dog, 8 teeth (12 teeth to the inch) for 31-25 and 31-30 Machines.....
24431	5841	Knife Bar Crank with 191c, for 24432.....
24432	—	Knife Bar Crank complete for 24433, Nos. 1162c, 1564d, 2297 and 24431.....
24433	—	Knife Bar Driving Crank Bracket complete for 31-36 and 31-38 Machines, Nos. 2022, 16563, 16564 and 24432.....
24434	5820	Knife Bar Crank with 191c, for 24435.....
24435	—	Knife Bar Crank complete for 24436, Nos. 106d, 1165c, 1564d, 2297, 24136 and 24434.....
24436	—	Knife Bar Driving Crank Bracket complete for 31-40 and 31-41 Machines, Nos. 2022, 16563, 16564 and 24435.....
24439	1273	Presser Foot (grooved) for 24388.....
24445	—	Roller Arm Bracket Spring Stud complete for 19464, Nos. 987E and 19444 to 19446
24446	5828	Knife, end and side cut, $\frac{1}{8}$ in. cutting edge, for 24244, 24320 and 43911.....
Nos. 24556 to 24560 FOR 24566		
24556	5759	Guide Bracket.....
24557	5759	" Finger Holder Slide with 26550.....
24558	5759	" " Shank with 2974.....
24559	5759	" " Cap.....
24560	5759	" Slide with 24561 and two 9558.....
24561	5759	" Block for 24560.....
Nos. 24562 to 24565 FOR 24566		
24562	5759	Guide Slide Friction Spring.....
24563	5759	" " Latch.....
24564	5759	" " Regulating Screw Stud Bracket with 1075E.....

NO.	PLATE	NAME
24565	5759	Guide Slide Spring.....
24566	5758	Guide (suspended) adjustable, complete, for 31-40 and 31-41 Machines, Nos. 219F, 244F, 578F, 1051D, 1074E, 1117D, 1536D, 2975, 24237, 24361, 24556 to 24560, 24562 to 24565, 24576, 24591, 62577 and two each 220D and 50169D..
24572	5831	Throat Plate, small needle hole, for 19474
24576	5759	Guide Finger Holder for 24566.....
24586	2018	Knife without Guide (corner bent up) for under trimming, for 24587.....
24587	—	Knife without Guide (corner bent up) and Holder (sectional) complete, for under trimming, for 62537 and 31-31 Machine, Nos. 24174, 24586 and two 1096F.....
24591	5759	Guide Finger Shank Spring for 24566.....
24605	2018	Knife with Guide (corner flush with top) for under trimming, for 24606.....
24606	—	Knife with Guide (corner flush with top) and Holder (sectional) complete, for under trimming, for 31-25, 31-30 and 31-31 Machines, Nos. 24174, 24605 and two 1096F.....
24607	2018	Knife without Guide (corner flush with top) for under trimming, for 24608.....
24608	—	Knife without Guide (corner flush with top) and Holder (sectional) complete, for under trimming, for 31-25, 31-30 and 31-31 Machines, Nos. 24174, 24607 and two 1096F.....
24720	—	Throat Plate Body for 24331.....
24721	—	" " " " 24320 and 24332..
24810	—	Shuttle Race Slide complete for 20007, 20487, 43939 and 44111, Nos. 4307, 12431 and two 1208.....
24903	5842	Roller Arm for 24904 and 24905.....
24904	—	Roller Presser complete, $\frac{3}{8}$ in. coarse roller, for 31-17, 31-18, 31-21, 31-23, 31-25, 31-26, 31-28 to 31-31, 31-36, 31-38, 31-40, 31-41 and 31-43 Machines, Nos. 24903 and 51801.....
24905	—	Roller Presser complete, $\frac{1}{8}$ in. fine roller, for 31-17, 31-18, 31-21, 31-23, 31-25, 31-26, 31-28 to 31-31, 31-36, 31-38, 31-40, 31-41 and 31-43 Machines, Nos. 24903 and 51802.....

NO.	PLATE	NAME
*24906	—	Knife Bar Lifting Spring Guide 24124 with 2523 and 24125, for 24127 and 24139 . . .
24963	—	Shuttle Race Body for 62580 . . . . .
24964	2567	" " Cap for 62580 . . . . .
Nos. 24965 to 24967 for 24968		
24965	2567	Shuttle Race Ring . . . . .
24966	2567	" " " Clamp (left) . . . . .
24967	2567	" " " " (right) . . . . .
24968	2567	Shuttle Race (sectional) complete for 31-45 Machine, Nos. 907D, 2533, 24062, 24965 to 24967, 62580 and two each 85D and 21202 . . . . .
*24998	—	Shuttle Race Body 24324 with 24009 and two 1053D, for 24325 . . . . .
Nos. 25001 to 25003 for Trimmings for End and Back Leaf Table		
25001	3825	Back Leaf Bracket with two wood screws 1 in. No. 10 . . . . .
25002	3825	Back Leaf Scroll Bracket with ¼ in. No. 9 and two 1 in. No. 12 wood screws . . . . .
25003	3825	Back Leaf Sliding Hinge, Nos. 25149, three 25151 and six wood screws ¾ in. No. 7 . . . . .
25016	—	Belt, size ¼ in., length 69½ in., with 25127, for 25265 and from band wheel to machine, for 25284 . . . . .
25057	3825	End Leaf Support complete, Nos. 25143, 25168, 25169 and two wood screws ¾ in. No. 7 (Trimmings for End and Back Leaf Table) . . . . .
25060	3825	End Leaf Support Button with wood Screw 1½ in. No. 12 R. H. B. (Trimmings for End and Back Leaf Table) . . . . .
25082	5760	Treadle for 25279 . . . . .
25086	3813	Wrench for 1507, 1510 and 1670, for 25255, 25265, 25279 and 25284 . . . . .
25127	3817	Belt Hook for 25016, 25370, 25490 and 46657 . . . . .
25143	5742	End Leaf Support Lever Hinge Pin for 25057 . . . . .
25149	3825	Back Leaf Sliding Hinge Rod for 25003 . . . . .
25151	3825	" " " " Plate for 25003 . . . . .
25168	3825	End Leaf Support Bracket for 25057 . . . . .
25169	3825	" " " Lever for 25057 . . . . .
25200	3825	Wrench for 972, for 25265 and 25284 . . . . .

NO.	PLATE	NAME
25255	—	Stand (iron work) high speed, complete, Nos. 25086, 25329, 25421, 25430 to 25432, 25436 to 25438, 46604, 46605, two each 25345, 25349, 25350, 25433 and four each 334E, 748E, 1508E and 25446 . . . . .
25265	—	Stand (iron work) rocking treadle, ball bearing pitman, complete, Nos. 25086, 25200, 25301, 46520, 46524, 46533, two 46522 and four 748E . . . . .
25279	—	Stand (iron work) complete, for iron clad motor, Nos. 25082, 25086, 46533, two 46522 and four 748E . . . . .
25284	—	Stand (iron work) rocking treadle, ball bearing pitman, complete, for foot power and S. D. 11 or S. D. 12 electric motors, Nos. 10875, 25086, 25200, 25301, 46524, 46533, 46656, two 46522 and four 748E . . . . .
25301	3825	Band Wheel, 16 in. diam., with 972c, for 25265 and 25284 . . . . .
25329	3813	Band Wheel, 16 in. diam., with 1312c, for 25255 . . . . .
25330	3816	Band Wheel Brake (rubber) for 25418, obsolete . . . . .
25345	3813	Driving Segment (rack) for 25255 . . . . .
25349	3813	Foot Rest for 25255 . . . . .
25350	3817	" " Cotter Pin for 25255 . . . . .
*25360	—	Pitman Rod Ball for 46523 . . . . .
*25360	—	" " (lower) Ball for 46658 . . . . .
25361	3826	" " Ball Screw Bearing for 46630 . . . . .
25361	3826	" " (lower) Ball Screw Bearing for 46630 . . . . .
25362	3826	Pitman Ball, size 1⅜ in., for 46520 and 46656 . . . . .
25370	—	Belt, size ¼ in., length 67½ in., with 25127, for 25255 . . . . .
25371	3826	Pitman Rod Ball Bushing for 46520 . . . . .
25371	3826	" " (lower) Ball Bushing for 46656 . . . . .
25418	3814	Band Wheel Brake Lever with 443c and 25330, for 25255, obsolete . . . . .
25419	3816	Band Wheel Brake Lever Hinge Pin for 25418, obsolete . . . . .
25420	3816	Band Wheel Brake Lever Spring for 25418, obsolete . . . . .
25421	3814	Band Wheel Shaft for 25255 . . . . .

## NUMERICAL LIST OF PARTS

NO.	PLATE	NAME
Nos. 25422 to 25424 FOR 46604		
25422	3815	Band Wheel Shaft Driver (left).....
25423	3815	" " " " " Clutch (left).....
25424	3815	Band Wheel Shaft Driver (left) Clutch (right) with 5564.....
25425	3817	Band Wheel Shaft Driver (left) Clutch Spring for 46604.....
25425	3817	Band Wheel Shaft Driver (right) Clutch Spring for 46605.....
Nos. 25426 to 25428 FOR 46605		
25426	3815	Band Wheel Shaft Driver (right).....
25427	3815	" " " " " Clutch (left).....
25428	3815	Band Wheel Shaft Driver (right) Clutch (right) with 5564.....
25429	3815	Band Wheel Shaft Driving Flange with 356c, for 46604 and 46605.....
Nos. 25430 to 25433 FOR 25255		
25430	3814	Brace.....
25431	3813	Driving Arm (left) with 435c and 25435..
25432	3813	" " (right) with 435c and 25435
25433	3816	" " Hinge Pin.....
25434	3815	" Pinion for 46604 and 46605.....
25435	3816	Foot Rest Hinge Pin for 25431 and 25432
Nos. 25436 to 25438 FOR 25255		
25436	3813	Leg (left).....
25437	3813	" (right).....
25438	3814	" Stay Rod.....
25446	3817	Driving Segment Bolt Nut Washer for 25255.....
25490	---	Belt, size $\frac{1}{4}$ in., length 36 in., with 25127, for 25279.....
25644	2024	Binder Bed with 25645, for 25650.....
25645	2024	" Folder for 25644.....
Nos. 25646 to 25648 FOR 25650, 25653 AND 25656		
25646	---	Binder Folder Guide (lower) with 25855..
25647	2024	" " " (upper).....
25648	2024	" Pressure Spring.....
25650	2024	Binder (adjustable, size 1) complete, Nos. 334D, 1577D, 7071, 25644 and 25646 to 25648.....

## NUMERICAL LIST OF PARTS

NO.	PLATE	NAME
25651	---	Binder Bed with 25652, for 25653.....
25652	---	" Folder for 25651.....
25653	---	Binder (adjustable, size 2) complete, Nos. 334D, 1577D, 7071, 25646 to 25648 and 25651.....
25654	---	Binder Bed with 25655, for 25656.....
25655	---	" Folder for 25654.....
25656	---	Binder (adjustable, size 3) complete, Nos. 334D, 1577D, 7071, 25646 to 25648 and 25654.....
25705	---	Binder on Shank, for $\frac{3}{8}$ in. tape.....
25706	---	" " " " $\frac{1}{8}$ in. tape.....
25707	5835	" " " " $\frac{1}{2}$ in. tape.....
25708	---	" " " " $\frac{1}{8}$ in. tape.....
25709	---	" " " " $\frac{5}{8}$ in. tape.....
25710	---	" " " " $\frac{1}{4}$ in. tape.....
25711	---	" " " " $\frac{3}{4}$ in. tape.....
25712	---	" " " " $\frac{1}{2}$ in. tape.....
25713	---	" " " " $\frac{3}{8}$ in. tape.....
25714	---	" " " " $\frac{1}{4}$ in. tape.....
25715	---	" " " " 1 in. tape.....
Nos. 25783 to 25786 FOR 25787		
25783	971	Corder Cord Guide Bed.....
25784	971	" " Guide.....
25785	971	" " " Arm.....
25786	971	" " " Dowel Pin.....
25787	971	Corder complete, for buggy cussions, Nos. 101F, 217F and 25783 to 25786.....
25788	2026	Corder Arm with 25789, for 25792.....
25789	2026	" " Tip for 25788.....
25789	2026	" Bow Tip for 26649 and 26938....
25790	2026	" Arm Hinge Pin for 25792.....
25791	2026	" " Bracket for 25792.....
25792	2026	Corder Arm Bracket complete for 26169, 26328 and 28788, Nos. 190D, 879D, 25788, 25790 and 25791.....
25855	5843	Binder Folder Guide (lower) Screw Stud for 25646.....
25866	2045	Guide, for flush throat plate.....
25873	2045	" (combination).....
25874	2045	" for raised throat plate.....
25984	2025	Presser Foot for 26328.....
26026	2045	Screw Driver, machine (Attachments and Accessories).....



NO.	PLATE	NAME
Nos. 26134 to 26137 FOR 26351		
26134	1393	Welt Guide Carrier.....
26135	1393	" " " Edge Guide with 23219
26136	1393	" " " Slide with 23219.....
26137	1393	" " " Cap.....
26138	2039	" " " Switch Cam with Shaft, for 26150 and 26351.....
26139	2039	Welt Guide Carrier Slide Switch Cam Shaft Head with Lever with 337b, for 26150 and 26351.....
26143	2039	Welt Guide Bed for 26150.....
26144	2039	" " Cap for 26150.....
Nos. 26145 to 26147 FOR 26148		
26145	2039	Welt Guide Carrier.....
26146	—	" " " Slide.....
26147	2039	" " " Tongue.....
26148	—	Welt Guide Carrier complete for 26150, Nos. 233b, 26145 to 26147 and 26149
26149	2039	Welt Guide Width Guide for 26148.....
26150	2039	Welt Guide (adjustable) with Switch com- plete, Nos. 240b, 910, 26138, 26139, 26143, 26144, 26148, 26344 and three 238b.....
26166	2025	Feed Dog for 26169.....
26167	2025	Presser Foot for 26169 and 28788.....
26168	2025	Throat Plate for 26166 for 26169.....
26169	—	Corder complete, for top and bottom cord- ing, Nos. 25792, 26166 to 26168 and two 135b.....
26276	1394	Presser Foot Hinge Pin for 44161.....
26328	—	Corder complete, for top cording, Nos. 12372, 12442, 25792, 25984 and two 135b
26344	2039	Welt Guide Carrier Slide Stop for 26150..
26348	—	Throat Plate Body for 26350.....
26349	1393	" " Extension for 26350.....
26350	—	Throat Plate complete for 26351, Nos. 725b, 2328, 2330, 4363, 16599, 26348, 26349 and four 238b.....
26351	1393	Welt Guide (adjustable) with Switch com- plete for 31-36 Machine, Nos. 233b, 26134 to 26139, 26350 and two 238b...
26481	2025	Throat Plate, for under cording, for 12436
26403	5832	Feller (foot).....
26485	2045	Screw Driver, shuttle tension (Attach- ments and Accessories).....

NO.	PLATE	NAME
26550	5759	Guide Finger Latch Spring Stop Stud for 24237.....
26550	5759	Guide Finger Shank Spring Stop Stud for 24557.....
26603	5644	Feed Dog for 28731, 120061, 120247 and 120248.....
26605	5644	Throat Plate, large needle hole, for 26603
Nos. 26642 to 26645 FOR 26646		
26642	—	Presser Foot.....
26643	5832	" " Guide.....
26644	1394	" " " Hinge Pin.....
26645	1394	" " " Spring.....
26646	5832	Presser Foot (spring guide) complete, Nos. 337b and 26642 to 26645.....
26647	2027	Corder Bow for 26649.....
26648	2027	Presser Foot for 26649 and 26938.....
26649	2027	Corder (bow) complete, for top cording, Nos. 4604, 25789, 26647 and 26648....
26681	2039	Presser Foot for 26150.....
26795	1377	Corder Cord Guide for 28645.....
26796	1377	" " " Arm with 26798 and three 6037, for 28645.....
26798	1377	Corder Cord Guide Bracket for 26796....
26803	1375	Edge Guide Bed with 2362, for 26810....
Nos. 26805 to 26808 FOR 26810		
26805	1375	Edge Guide Slide Cap (left).....
26806	1375	" " " " (right).....
26807	1375	" " " Lever.....
26808	1375	" " " Spring.....
26809	1375	" " " " Cover for 36760
26810	1375	Edge Guide (roller) complete, Nos. 94b, 233b, 26803, 26805 to 26808, 36760, two 207b and four 220b.....
26836	1273	Guide, for making bag handles, for 31-36 Machine.....
26937	1385	Corder Bow for 26938.....
26938	1385	Corder (bow) complete, for top cording, Nos. 4604, 25789, 26648 and 26937....
27072	—	Driving Attachment Shaft Driving Pulley (sectional, grooved) 12 in. diam., 1 $\frac{3}{8}$ in. bore, with two 597c, for 12478 and 20141
27302	1162	Bobbin Winder Frame for 27647, 27650, 27651, 27700, 27875 and 41548.....
27303	773	Bobbin Winder Frame Spring for 27647, 27650, 27651, 27700, 27875 and 41548..



## NUMERICAL LIST OF PARTS

NO.	PLATE	NAME
27303	773	Driving Attachment Bobbin Winder Stop Latch Spring for 16522 and 19230.....
27306	1162	Bobbin Winder Spool Pin for 27308.....
27307	1162	" " Stand for 27308.....
27308	1162	Bobbin Winder Spool Stand complete for 12478, 20141, 27544, 27554, 27588, 27701, 27876 and 41549, Nos. 418e, 1562a, 2106, 10141, 11241, 27306, 27307 and two each 2435 and wood screws 1 in. No. 10.....
27312	2003	Bobbin Winder Stop Latch for 27647 and 27650.....
27323	1105	Knife Grinder Knife Holder Guide Bar for 60583.....
27538	1162	Bobbin Winder Spindle with 15072, for 27647, 27650, 27651, 27700, 27875 and 41548.....
27540	2445	Bobbin Winder Base for 27647, 27875 and 41548.....
27541	2445	Bobbin Winder Pulley for 27647, 27875 and 41548.....
27544	—	Bobbin Winder (swinging automatic, right hand) complete for 2996, for stand, Nos. 27308 and 27647.....
27552	1162	Bobbin Winder Base for 27650, 27651 and 27700.....
27553	1162	Bobbin Winder Pulley for 27650, 27651 and 27700.....
27554	—	Bobbin Winder (swinging automatic, right hand) complete for 2996, for power table, Nos. 27308 and 27650.....
27564	1104	Knife Grinder Frame with 27574, for 41325 and 60583.....
27565	1104	Knife Grinder Emery Wheel, 2 in. diam., for 41325 and 60583.....
Nos. 27567 TO 27569 FOR 41325 AND 60583		
27567	1105	Knife Grinder Emery Wheel Shaft.....
27568	1105	" " " " Oil Hole Cover (rubber).....
27569	1105	Knife Grinder Emery Wheel Shaft Pulley.....
27572	1104	" " Knife Holder Guide Bar Bracket with 27574, for 60583.....
27573	1105	Knife Grinder Knife Holder Bracket Spring for 41325.....
27573	1105	Knife Grinder Knife Holder Guide Bar Bracket Spring for 60583.....

## NUMERICAL LIST OF PARTS

NO.	PLATE	NAME
27574	1105	Knife Grinder Knife Holder Bracket Spring Hook for 27564 and 41323.....
27574	1105	Knife Grinder Knife Holder Guide Bar Bracket Spring Hook for 27572.....
27587	1162	Bobbin Winder Stop Latch for 27651 and 27875.....
27588	—	Bobbin Winder (swinging automatic, right hand) complete for 19131, for power table, Nos. 27308 and 27651.....
27623	2836	Thread Unwinder Spool Pin for 41527 and 41531.....
27636	363	Driving Attachment Treadle for 27642....
27637	818	" " " Pitman Rod (lower) for 14233 and 15130.....
27638	5841	Driving Attachment Treadle Pitman Rod (lower) Spring for 14233 and 15130....
27642	—	Driving Attachment Treadle complete for 15131 and 14234, Nos. 2878, 9082, 27636 and four wood screws 1 in. No. 16....
27647	2445	Bobbin Winder for 27544, Nos. 35d, 1620a, 27302, 27303, 27312, 27538, 27540, 27541, 50356d and two wood screws 1 in. No. 7.....
27630	—	Bobbin Winder for 27554, Nos. 35d, 1620a, 27302, 27303, 27312, 27538, 27552, 27553, 50356d and two wood screws 1 in. No. 7.....
27651	1162	Bobbin Winder for 27588, Nos. 35d, 1620a, 27302, 27303, 27538, 27552, 27553, 27587, 50356d and two wood screws 1 in. No. 7.....
27657	—	Knife Grinder Knife Holder Body for 27658.....
27658	1105	Knife Grinder Knife Holder complete for 27661, Nos. 899d, 27657 and 27660....
27659	1105	Knife Grinder Knife Holder Stop Collar with 237f, for 60583.....
27660	6255	Knife Grinder Knife Position Pin for 27658
27660	6255	" " " " (lower) for 27681 and 27682.....
27661	—	Knife Grinder complete for 16598 and 19173 to 19179, Nos. 27662, 60583, either 27658, 27681 or 27682 and three wood screws 1 in. No. 10.....
27662	1104	Wrench for 1508 and 1516 for 27661 and 41325.....

NO.	PLATE	NAME
27679	—	Knife Grinder Knife Holder Body for 27681.....
27680	—	Knife Grinder Knife Holder Body for 27682.....
27681	6255	Knife Grinder Knife Holder complete for 27661, Nos. 899b, 11833, 27660 and 27679.....
27682	6255	Knife Grinder Knife Holder complete for 18598 and 19173 to 19179, for 27661, Nos. 899b, 11833, 27660 and 27680.....
27699	2003	Bobbin Winder Stop Lateh for 27700 and 41548.....
27700	—	Bobbin Winder for 27701, Nos. 35b, 1620j, 27302, 27303, 27538, 27552, 27553, 27699, 50356b and two wood screws 1 in. No. 7.....
27701	—	Bobbin Winder (swinging automatic, right hand) complete for 24051, for power table, Nos. 27308 and 27700.....
27739	2836	Thread Unwinder Thread Cone (wood) for 41529 and 41533.....
27822	1105	Knife Grinder Emery Wheel Clamping Nut Washer for 41325 and 60583.....
27875	—	Bobbin Winder for 27876, Nos. 35b, 1620j, 27302, 27303, 27538, 27540, 27541, 27587, 50356b and two wood screws 1 in. No. 7.....
27876	—	Bobbin Winder (swinging automatic, right hand) complete for 19131, for stand, Nos. 27308 and 27875.....
27940	2836	Thread Unwinder Spool Stand with 453c, for 41529 and 41533.....
28084	—	Machine Rest Pin.....
28611	1396	Binder on Shank, for suspender webs.....
28612	1396	Presser Foot for 28611.....
28615	1397	Edge Folder with Cord Guide on Shank, to insert and sew an insertion in one operation.....
28616	1397	Presser Foot (grooved) for 28615.....
28621	1397	Piping Attachment and Strip Folder on Shank, for car-seat cushions.....
28622	1397	Presser Foot (grooved) for 28621.....
28625	5833	Edge Folder (double) with Strip Folder and Cord Tube on Shank, for inserting cord, folding strip and stitching between the two folded edges of goods.....

NO.	PLATE	NAME
28626	5832	Presser Foot with groove on bottom to the right of needle hole, for 28625.....
28629	1384	Feed Dog for 28788.....
28630	1384	Throat Plate for 28629 for 28788.....
28631	2602	Binder on Shank.....
28632	2602	" " " " to turn edges under.....
28634	2602	" " " " top edge only, for raw edge binding.....
28635	1398	Binder on Shank, for $\frac{3}{8}$ in. binding.....
28641	5836	" " " " $\frac{1}{4}$ in. binding.....
28644	1377	Corder Cord Guide Bed for 28645.....
28645	1377	Corder (adjustable) complete, for buggy cushions, Nos. 190b, 1044b, 26795, 26796 and 28644.....
28647	5834	Strip Folder on Shank.....
28648	5834	" " " " for making straps.....
28649	5835	Edge Folder on Shank.....
28658	1377	Guide (roller) with 1852.....
28665	2606	Binder (foot).....
28666	2606	" " right hand.....
28667	2606	" " left hand.....
28668	2606	Presser Foot (strip folding).....
28672	5832	" " two grooves to the right of needle hole, for cording.....
28694	1273	Feed Dog (grooved) for 28697.....
28695	1273	Presser Foot (grooved) for 28694.....
28696	1273	Throat Plate (grooved) for 28694.....
28697	2603	Strip Folder on Shank with cord tube for turning in edges and covering heavy cord, for bag handles, for 31-17 Machine.....
28698	2608	Edge Folder on Shank with cord tube.....
28699	2608	Presser Foot, grooved to the right of needle hole, for 28698.....
28702	2609	Edge Folder on Shank with Under Strip Edge Folder, for strip when stitched to project over edge of goods.....
28703	2609	Presser Foot for 28702.....
28704	2610	Binder on Shank.....
28708	2611	Strip Folder on Shank, for folding strip and stitching down centre.....
28712	2612	Strip Guide on Shank.....
28716	2610	Presser Foot (strip folding) for raw edge strip, to turn edges under, for making $\frac{3}{8}$ in. to 1 in. strip.....
28717	1388	Binder (foot) right.....
28725	1388	Presser Foot Spring Guide for 28726.....

## NUMERICAL LIST OF PARTS

NO.	PLATE	NAME
28726	1388	Presser Foot (right hand spring guide) with 665D and 28725, for $\frac{1}{2}$ in. to $\frac{1}{4}$ in. gauge.
28728	5834	Strip Folder on Shank, to turn in the raw edge on lower fold.
28730	2615	Binder on Shank.
28731	2616	" " " to turn under both edges of binding $\frac{1}{8}$ in.
28732	5834	Binder on Shank, to turn under both edges of binding.
28740	2617	Piping Attachment on Shank.
28743	1388	Presser Foot (grooved) with tube for cording.
28744	1389	Presser Foot (strip folding) grooved, with two cord tubes for making double corded strip.
28745	1389	Presser Foot (strip folding) to fold both edges of strip.
28753	2618	Edge Folder and Guide on Shank, for top fold only.
28764	5835	Strip Folder on Shank with left hand upper guide.
28767	2620	Edge Folder (double) on Shank, the under fold to extend $\frac{1}{16}$ in. beyond edge of the upper fold.
28769	5832	Binder (foot) to turn top only.
28788	—	Corder complete, for top and bottom cording, Nos. 25792, 26167, 28629, 28630 and two 135D.
28830	5832	Presser Foot (grooved) for cording, for carriage work.
28850	2648	Strip Folder on Shank, for making leather straps.
28900	2658	Presser Foot (grooved) with guide, for 25787.
28903	2658	Presser Foot Spring Guide for 28909.
28909	2658	" " (left hand spring guide) with 665D and 28908.
28910	2659	Binder on Shank.
Nos. 28964 to 28966 for 28967		
28964	—	Presser Foot Body.
28965	2658	" " Knife.
28966	2658	" " " Clamp.
28967	2658	Presser Foot complete, for grooving insoles, Nos. 198D, 15072 and 28964 to 28966.

## NUMERICAL LIST OF PARTS

NO.	PLATE	NAME
28969	2669	Guide (adjustable, binged) complete, Nos. 286D, 940D, 7071, 28971 to 28973 and 35610.
Nos. 28971 to 28973 for 28969		
28971	2669	Guide.
28972	2669	" Holder.
28973	2669	" " Shank.
28974	5833	Piping Attachment on Shank.
28975	2658	Presser Foot for 28974.
29532	5826	Needle Bar Oil Cup for 52013.
29549	1353	Tension Releasing Lever for 31-17 Machine.
29599	2014	Arm Oil Tube Packing (felt) for 11119, 12454 and 24131.
29633	5736	Feed Rock Shaft Crank with 137J, for 20333 and 44100.
32572	5806	Tension Releasing Disc for 44118.
32574	5806	" " Pin for 44118.
33892	—	" Screw Stud 413C with 1560C, for 44147 and 44148.
Nos. 35026 to 35029 for 35030		
35026	2673	Corder on Shank.
35027	2674	Feed Dog.
35028	2674	Presser Foot.
35029	2674	Throat Plate for 35027.
35030	—	Corder complete, for edge cording plush, Nos. 35026 to 35029.
35066	5644	Presser Foot for 120061, 120247 and 120248.
35069	2666	Binder (foot) for strip to turn the upper edge in, for skirt facing, etc.
35129	5836	Presser Foot (strip folding) for covering cord with folded strip.
35167	2689	Binder (horn) on Shank, for tape, leather strips, etc., for $\frac{1}{8}$ in. to $\frac{3}{4}$ in. wide.
35168	2689	Presser Foot for 35167.
35175	2690	Edge Folder on Shank.
35176	2690	Presser Foot for 35175.
35189	5832	Feed Dog for 28967.
35190	5832	Guide for 28967.
35245	2699	Piping Attachment on Shank.
35246	2699	Presser Foot for 35245.
35345	953	Strip Folder on Shank, for making straps.
35346	2669	Presser Foot for 35345.

## NUMERICAL LIST OF PARTS

NO.	PLATE	NAME
35347	970	Presser Foot (double) hinged, for turning in the right hand edges of strips, for making strip, for 35348.....
35348	970	Strip Folder, for turning in the upper and lower edges of strip made on 35347....
35349	970	Strip Folder Holder and Guide for 35348
35454	2616	Presser Foot for 28731.....
35562	1377	" " " 28645.....
35610	2669	Guide Holder Friction Washer for 28969
35690	1246	Presser Foot (strip folding) for making straps from 1 in. to 1½ in. wide.....
35877	—	Presser Foot (strip folding) for raw edge strip, to turn the edges under, for making 1½ in. to 2 in. strip.....
36060	5645	Presser Foot (grooved) for 25787.....
36129	5812	Piping Attachment (double, adjustable) on Shank with upper edge folder.....
36131	5812	Presser Foot for 36129.....
Nos. 36185 to 36187 for 36188		
36185	6252	Edge Guide Arm with 1988.....
36186	6252	" " " Friction Washer.....
36187	6252	" " " Bed with four 465r.....
36188	6252	Edge Guide (roller) complete, for glove work, Nos. 1425b and 36185 to 36187..
36340	5807	Binder Bed with two each 1036c and 1266c, for 36344 and 120061.....
Nos. 36341 to 36343 for 36344		
36341	5807	Binder Edge Guide.....
36342	5807	" " Guide (lower).....
36343	5807	" " " (upper).....
36344	5807	Binder (adjustable) complete, for leather binding, canvas bags, leggings, etc., Nos. 286b, 671b and 36340 to 36343.....
36578	6120	Oiler (copper plated) with 36579 (Attachments and Accessories).....
36579	6120	Oiler Spout, 3½ in. long, with 120117, for 36578.....
36700	5808	Binder (foot) left.....
36760	1375	Edge Guide Slide with 26809, 51809 and two 12152, for 26810.....
Nos. 36818 to 36820 for 36821		
36818	5809	Finger Guard.....
36819	5809	" " " Friction Washer.....
36820	5809	" " " Holder with 196j.....

## NUMERICAL LIST OF PARTS

NO.	PLATE	NAME
36821	5809	Finger Guard complete, Nos. 36818 to 36820 and 50316j.....
39222	5817	Belt Shifter for 44078.....
39223	5815	" " " Clamp for 44078.....
39298	5819	Knife Bar Driving Lever Lock Stud for 44041.....
41322	2835	Knife Grinder Knife Holder with 1127b, for 41325.....
41323	2835	Knife Grinder Knife Holder Bracket with 183r, 27574 and 41324, for 41325.....
41324	2835	Knife Grinder Knife Holder Hinge Stud for 41323.....
41325	—	Knife Grinder complete for 24164, 24166, 24586, 24605 and 24607, Nos. 261b, 1508c, 27564, 27565, 27567, 27569, 27573, 27662, 27822, 41322, 41323, two 27508, three wood screws 1 in. No. 10 and four each 310r and 1516b.....
41400	6120	Machine Rest Pin (wood) 3¼ in. long (Attachments and Accessories).....
41514	2836	Thread Unwinder Spool Weight, 4 in. diam., with 41515, for 41529 and 41533
41515	5742	Thread Unwinder Spool Weight Centre Pin for 41514.....
41526	2836	Thread Unwinder Spool Rest for 60701..
41527	—	" " " " 60701 with 27623, for 41529.....
41529	2836	Thread Unwinder complete, for one large spool or one large cone of thread, Nos. 27739, 27940, 41514, 41527, 41630, 41640 and three wood screws 1 in. No. 12
41530	2837	Thread Unwinder Spool Rest for 60455..
41531	—	" " " " 60455 with two 27623, for 41533.....
41533	2837	Thread Unwinder complete, for two large spools or two large cones of thread, Nos. 27940, 41531, 41631, 41640, two each 27739, 41514 and three wood screws 1 in. No. 12.....
41544	5830	Binder Edge Guide Screw Washer for 120061.....
41548	—	Bobbin Winder for 41549, Nos. 35b, 1620r, 27302, 27303, 27538, 27540, 27541, 27699, 50356b and two wood screws 1 in. No. 7.....

NO.	PLATE	NAME
41549	—	Bobbin Winder (swinging automatic, right hand) complete for 24051, for stand, Nos. 27308 and 41548.
41569	5842	Thread Unwinder Thread Guard Eyelet for 41630 and 41631.
41630	2836	Thread Unwinder Thread Guard with 208E and 41569, for 41529.
41631	2837	Thread Unwinder Thread Guard with 208E and 41569, for 41533.
Nos. 41637 TO 41639 FOR 41640		
41637	2836	Thread Unwinder Thread Guard Rod (lower).
41638	2836	Thread Unwinder Thread Guard Rod (upper).
41639	2836	Thread Unwinder Thread Guard Rod Coupling with two 456c.
41640	—	Thread Unwinder Thread Guard Rod complete, 30 in. long, for 41529 and 41533, Nos. 41637 to 41639.
41929	5844	Belt Guard for 41931.
41930	5842	" " Hinge for 41931.
41931	—	Belt Guard complete, Nos. 8420, 41929, two 41930 and four wood screws $\frac{3}{4}$ in. No. 9.
43140	—	Chain, length 6 $\frac{1}{2}$ in., for 44185.
43585	5815	Belt Cover Bracket Stud for 18331.
*43896	—	Arm with 2653, 20324 and 43898, for 31-43 Machine.
43897	5814	Arm Shaft for 31-43 Machine.
*43898	—	" " Bushing (front) for 43896.
43899	5816	Face Plate for 43900.
43900	—	Face Plate complete for 31-43 Machine, Nos. 233d, 448c, 460c, 468c, 2923, 20061 to 20063, 20214, 20228, 20231, 43899, 43901, 44157, 52379 and two 2102.
43901	5828	Face Plate Thread Guard (lower) for 43900.
43902	5816	Knife Bar Crank with 191c, for 43903.
Nos. 43903 TO 43905 FOR 43906		
43903	—	Knife Bar Crank complete, Nos. 1564d, 2297, 43902 and 50071c.
43904	5816	Knife Bar Driving Crank (forked).
43905	5816	" " " Bracket.
43906	—	Knife Bar Driving Crank Bracket complete for 31-43 Machine, Nos. 2022 and 43903 to 43905.

NO.	PLATE	NAME
43907	5823	Shuttle Driver with two 457c, for 31-43 Machine.
43908	5816	Thread Take-up Cam (eccentric) with 858c and 1500c, for 31-43 Machine.
43909	5828	Throat Plate Cutting Bar, for $\frac{5}{16}$ in. to $\frac{3}{4}$ in. gauge, for 43911.
43910	5828	Throat Plate Spring Slide Spring Stop for 43911.
43911	5828	Throat Plate complete for 43912, Nos. 725d, 2223, 2330, 43909, 43910 and two 238d.
43912	—	Wheel Feed complete for 31-43 Machine, Nos. 324d, 2263, 2265, 5370, 19266, 20006, 24193, 43911 and 43916.
43913	—	Foot Lifter complete for 31-43 Machine, Nos. 76d, 766d, 802d, 1521E, 4880, 4885, 5598, 5670, 12415, 12416, 16586, 20234, 20340 and two 178E.
43914	—	Knee Lifter complete for 31-43 Machine, Nos. 76d, 766d, 802d, 1521E, 2777, 5598, 12415, 12416, 16586, 20234, 20340 and two 178E.
43915	5816	Feed Wheel Frame with 453c, for 43916.
43916	—	Feed Wheel Frame complete for 43912, Nos. 151c, 183c, 183E, 240d, 2252, 2254 to 2256, 2258, 3114, 43915 and two each 800c and 1520.
*43927	—	Arm with 11104, for 31-36 and 31-38 Machines.
43929	—	Foot Lifter complete for 31-36 and 31-38 Machines, Nos. 76d, 766d, 802d, 1521E, 4880, 4885, 5598, 5670, 12241, 12415, 12416, 16586, 20340 and two 178E.
43930	—	Knee Lifter complete (power table or Stand 25265) for 31-36 and 31-38 Machines, Nos. 76d, 766d, 802d, 1521E, 5598, 12241, 12250, 12415, 12416, 16586, 20340 and two 178E.
43932	—	Knee Lifter complete (Stand No. 25255) for 31-23, 31-25, 31-26 and 31-28 to 31-31 Machines, Nos. 76d, 766d, 802d, 1521E, 5598, 12240, 12415, 12416, 20233, 20234, 20465 and two 178E.
43934	—	Knee Lifter complete (Stand No. 25255) for 31-36 and 31-38 Machines, Nos. 76d, 766d, 802d, 1521E, 5598, 12241, 12415, 12416, 16586, 20340, 20465 and two 178E.



## NUMERICAL LIST OF PARTS

NO.	PLATE	NAME
43935	—	Knee Lifter complete (Stand No. 25255) for 31-40 and 31-41 Machines, Nos. 76D, 766D, 802D, 1521E, 5598, 12415, 12416, 20340, 20465, 24153, 24154 and two 178E
43937	—	No. cancelled, order 43930
43938	—	No. cancelled, order 20489
43939	—	Wheel Feed complete for 31-38 Machine, Nos. 324D, 2263, 2265, 2270, 5570, 19266, 19302, 20006, 24339 or 24369 and 24810
43940	5763	Drip Pan with eight 1 in. wire nails, for Stand No. 25255, for Wheel Feed Machines
43944	5806	Tension Releasing Lever for 31-18, 31-21, 31-38 and 31-45 Machines
43945	5806	Tension Spring for 44118 and 44148
43946	5806	Thread Take-up Spring for 44118
43976	5821	Feed Lifting Rock Shaft Crank Connecting Rod with 43977 and two 966E, for 31-17, 31-21, 31-23, 31-25, 31-28, 31-30, 31-36, 31-40 and 31-44 Machines
*43977	—	Feed Lifting Rock Shaft Crank Connecting Rod Cap for 43976
43981	6119	Bobbin Winder Frame for 43982 and 43983
43982	6119	Bobbin Winder Frame complete for 12337, Nos. 5960, 5961, 5963, 12336, 15077 and 43981
43983	6119	Bobbin Winder Frame complete for 20498, Nos. 5960, 5961, 5963, 12336, 15077 and 43981
*44000	—	Shuttle Cover 20365 with 112D, 466H, 2078, 2080, 2086 and 2090, for 20298
Nos. 44004 to 44006 FOR 44007		
44004	2565	Oil Cup
44005	2565	" " Extension with 24075
44006	2565	" " Packing (felt)
44007	2565	Oil Cup complete for 31-17, 31-18, 31-21, 31-36, 31-38, 31-40, 31-41 and 31-45 Machines, Nos. 44004 to 44006
*44017	—	Arm with 11104, for 31-44 Machine
Nos. 44018 to 44033 FOR 31-44 MACHINE		
44018	5814	Arm Shaft
44019	5815	" " Bevel Gear with two 454c
44020	5815	" " Bushing (back)
*44021	—	Bed

## NUMERICAL LIST OF PARTS

NO.	PLATE	NAME
44022	5814	Cloth Plate
44023	5817	Feed Bar
44024	5827	" Dog, 11 teeth (16 teeth to the inch)
44025	5814	" Lifting Rock Shaft for 44026
44026	—	Feed Lifting Rock Shaft complete, Nos. 3043, 3166 and 44025
44027	5818	Knife (needle thread)
44028	5818	" (shuttle thread)
44029	5817	" Bar for 44030
44030	—	Knife Bar complete, Nos. 17814, 44029, 44033, 44047, 44048, 44050 and two 5023D
44031	5818	Knife Bar Cap (back) with 44050
44032	5818	" " " (front)
44033	5818	" " Connection for 44030
44034	5818	" " Disengaging Lever with 44040 and two 197D, for 44058
44035	5818	Knife Bar Disengaging Lever Extension with 337D, 1297F and 44087, for 31-44 Machine
44036	5822	Knife Bar Disengaging Lever Hinge Pin for 44058
44037	5818	Knife Bar Disengaging Lever Latch with 44039, for 31-44 Machine
44038	5818	Knife Bar Disengaging Lever Latch Connecting Link for 31-44 Machine
44039	5818	Knife Bar Disengaging Lever Spring Hook for 44037
44040	5818	Knife Bar Disengaging Lever Tripping Point for 44034
44041	5819	Knife Bar Driving Lever with 190D, 1420E, 17919 and 39298, for 31-44 Machine
44042	5819	Knife Bar Driving Lever Hinge Stud for 44043
44043	5819	Knife Bar Driving Lever Hinge Stud Bracket with 44042, for 31-44 Machine
44044	5817	Knife Bar Extension for 44045
44045	5817	" " " 44044 with 44046 and two 17822, for 31-44 Machine
44046	5817	Knife Bar Rack for 44045
44047	—	" " Slide Block 17915 with 44049, for 44030
44048	5819	Knife Bar Slide Block Plate for 44030
44049	5819	" " " " Stud for 44047
44050	5818	" " Spring Hook for 44030 and 44031



NO.	PLATE	NAME
Nos. 44051 to 44056 FOR 31-44 MACHINE		
44051	5820	Knife Cam with two each 219f, 44063, 44084 and four 193f.....
44052	5817	Knife Cam Driving Shaft and Gear.....
44053	5817	" " " " Revel Gear.....
44054	5817	" " " " Gear.....
44055	5817	" " " " Cover.....
44056	5819	" " " " Extension.....
44057	5817	" " " " Lever for 44058.....
44058	—	Knife Cam Lever complete for 31-44 Machine, Nos. 44034, 44036, 44057 and 44059.....
44059	5817	Knife Cam Lever Roller Arm with 1954, 44060 and two 175d, for 44058.....
*44060	—	Knife Cam Lever Roller Arm Cap for 44059.....
44061	5819	Knife Cam Lever Stop Screw Bracket for 31-44 Machine.....
44062	5820	Knife Cam Plate for 31-44 Machine.....
44063	5818	" " Tripping Point for 44051.....
Nos. 44064 to 44067 FOR 31-44 MACHINE		
44064	5819	Knife Holder with 17826 and two 7298.....
44065	5819	" " Pinion Stud Bracket with 17827.....
44066	—	Pulleys complete, Nos. 1202d, 1206c, 17848, 17941, 17942 and 44075.....
44067	—	Roller Presser complete, 3/4 in. fine roller, Nos. 176d, 440r, 1549r, 1841, 2205, 2206, 12256, two 316f and three 1547j.....
Nos. 44068 to 44071 FOR 44072		
44068	—	Shuttle Race Body.....
44069	5825	" " Cap (back).....
44070	5825	" " " (front).....
44071	5825	" " " Steady Pin.....
44072	5825	Shuttle Race complete for 31-44 Machine, Nos. 907d, 2531, 2533, 24412, 44068 to 44070 and two each 391d, 1053d, 2532 and 44071.....
44073	5825	Starting Lever for 44078.....
44074	5825	" " Extension for 31-44 Machine.....
44075	5824	Stop Cam for 44066.....
44076	5821	" " Interlocking Rod Case with 44080 and two 193f, for 44078.....

NO.	PLATE	NAME
44077	5821	Stop Cam Interlocking Rod Case Bracket for 44078.....
44078	—	Stop Cam Interlocking Rod Case Bracket complete for 31-44 Machine, Nos. 1182f, 1196c, 1204e, 1254c, 1262c, 1318d, 1508e, 1662c, 2049, 17855, 17860 to 17864, 17873, 39222, 39223, 44073, 44076, 44077, 44079, 44083 and two each 898d and 1255d.....
44079	5815	Stop Cam Interlocking Rod Case Socket Joint for 44078.....
44080	5824	Stop Cam Interlocking Rod Case Wearing Block for 44076.....
44082	5827	Throat Plate Needle Hole Strip for 44142.....
44083	5824	Trip Lever for 44078.....
44084	5815	Tripping Point for 44051.....
44085	5823	" " Stud for 31-44 Machine.....
44086	5823	" " Holder for 31-44 Machine.....
44087	5818	" " Lifting Hook for 44035.....
44088	5823	" " Spring for 31-44 Machine.....
44089	5823	" " Stop Fin for 31-44 Machine.....
Nos. 44090 to 44092 FOR 44093 AND 44185		
44090	5814	Lifting Lever with 448c.....
44091	5814	" " Connecting Rod.....
44092	5815	" " " " Joint.....
44093	—	Foot Lifter complete for 31-44 Machine, Nos. 766d, 802d, 4885, 6439, 12240, 12241, 41090 to 44092 and two 14232.....
44094	5829	Drip Pan with four 1 in. wire nails, for 31-44 Machine.....
*44096	—	Arm with 11104, for 31-45 Machine.....
*44097	—	Bed for 31-45 Machine.....
44099	5814	Feed Rock Shaft for 44100.....
44100	—	Feed Rock Shaft complete for 31-45 Machine, Nos. 29633 and 44099.....
44101	2563	Feed Wheel Driver with 2266, for 44111.....
44102	2563	" " " Link for 44111.....
44103	5820	" " Frame with 453c, for 44104.....
44104	—	Feed Wheel Frame complete for 44111, Nos. 151c, 183c, 183f, 240b, 2252, 2254 to 2256, 2258, 3114, 44103, 50295c and two 1520r.....
44105	5820	Oscillating Shaft for 31-45 Machine.....
44106	5823	Roller Arm for 44107.....
44107	—	Roller Presser complete for 31-45 Machine, Nos. 1986 and 44106.....

NO.	PLATE	NAME
44110	5828	Throat Plate for 2258 for 44111.....
44111	—	Wheel Feed complete for 31-45 Machine, Nos. 1655e, 2265, 20006, 24810, 44101, 44102, 44104, 44110, 62507 and two 61r
44114	5814	Arm Shaft for 31-45 Machine.....
44118	—	Tension complete for 31-18, 31-21, 31-38 and 31-45 Machines, Nos. 7336, 32572, 32574, 43945, 43946, 44141 and two 2102
44134	—	Oscillating Shaft Crank for 44135.....
44135	5806	Oscillating Shaft Crank complete for 31-17, 31-18, 31-21, 31-23, 31-25, 31-26, 31-36, 31-38, 31-40, 31-41 and 31-44 Machines, Nos. 1518e, 19449, 44134 and two 453c
44139	772	Machine Hinge Plate for 44140 and 44180
44140	—	Machine Hinge complete, Nos. 12361, 44139 and wood screws 1¼ in. No. 14 (Attachments and Accessories).....
44141	—	Tension Screw Stud 50827c with 1660c, for 44118.....
44142	5827	Throat Plate with 1302b, 44082, 44143 and two 1472r, for 44024 and 44153.....
44143	5827	Throat Plate Needle Hole Plate for 44142
44147	—	Tension complete for 31-17, 31-36, 31-40 and 31-41 Machines, Nos. 2923, 7336, 8511, 20037, 33892 and two 2921.....
44148	—	Tension complete for 31-44 Machine, Nos. 7336, 8511, 33892, 43945 and two 2102
44153	5827	Feed Dog, 8 teeth (12 teeth to the inch) for 31-44 Machine.....
44157	—	Tension Screw Stud 1018c with 1560c, for 20213 and 43900.....
Nos. 44158 to 44160 for 44161		
44158	5842	Feed Dog.....
44159	—	Presser Foot Plate.....
44160	—	“ “ Shank.....
44161	5842	Presser Foot (binged) complete, Nos. 26276, 44159 and 44160.....
44162	5842	Throat Plate for 44158.....
*44176	—	Driving Attachment Starting Crank Shaft 12477 with 12479, 20371 and two 2022, for 12478 and 20141.....
*44178	—	Arm with 11104, for 31-17 Machine.....
44180	—	Machine Hinge complete, Nos. 687e, 6055, 12361 and 44139 (Attachments and Ac- cessories).....
*44181	—	Face Plate Thread Guard (lower) for 12150

NO.	PLATE	NAME
44185	—	Knee Lifter complete (bench stand) for 31-44 Machine, Nos. 766b, 802b, 12240, 12241, 15167, 43140 and 44090 to 44092
44212	5844	Drip Pan with four 1 in. wire nails, for power table, for 31-17, 31-21, 31-23, 31-25, 31-28, 31-30, 31-36 and 31-40 Machines.....
44213	2047	Shuttle Main Spring Steady Pin for 20297
44216	5823	Needle Bar Thread Guard for 31-17, 31-18, 31-21 and 31-44 Machines.....
46224	5815	Knife Cam Hinge Screw Oil Cup for 50254
Nos. 46506 TO 46509 FOR 46520 AND 46656		
46506	3826	Pitman Ball Bearing Adjusting Screw Ring
46507	3826	“ “ “ “ “ “ Locking Washer (brass).....
46508	3826	Pitman Ball Bearing Ring.....
46509	3826	“ “ Case.....
46519	3825	Band Wheel Crank for 46520 and 46656
46520	—	Band Wheel Crank and Pitman (ball bear- ing) complete for 25265, Nos. 1520e, 25371, 46506 to 46509, 46519, 46523, 46630, 46655 and six 25362.....
46522	3825	Leg for 25265, 25279 and 25284.....
46523	3825	Pitman Rod with 25360, for 46520.....
46524	3825	Treadle for 25265 and 25284.....
46528	6142	Brace Section (left) with 46629, for 46662
46533	6142	“ with 46661 and two 46629, for 25265, 25279 and 25284.....
*46604	—	Band Wheel Shaft Driving Flange (left) complete for 25255, Nos. 25422 to 25425, 25429 and 25434.....
*46605	—	Band Wheel Shaft Driving Flange (right) complete for 25255, Nos. 25425 to 25429 and 25434.....
46629	—	Treadle Screw Centre 297c with 1507r, for 46528, 46533 and 46663.....
46630	—	Pitman Rod Ball Screw Bearing 25361 with 1670e, for 46520.....
46630	—	Pitman Rod (lower) Ball Screw Bearing 25361 with 1670e, for 46656.....
46655	3826	Pitman Ball Separator for 46520 and 46656
46656	—	Band Wheel Crank and Pitman (ball bear- ing) complete for 25284, Nos. 1520e, 25371, 46506 to 46509, 46519, 46630, 46655, 46658j to 46660j and six 25362

NO	PLATE	NAME
46657	—	Belt, size $\frac{1}{4}$ in., length $3\frac{1}{2}$ in., with 25127, from motor to machine, for 25284 .....
Nos. 46658 to 46660 FOR 46656		
46658	5843	Pitman Rod (lower) with 25360. ....
46659	5841	" " (upper) .....
46660	5843	" " Coupling .....
46661	—	Band Wheel Crank Screw Centre 296c with 1507j, for 46533 and 46663 .....
46662	6142	Brace (sectional) complete for 25265, 25279 and 25284, Nos. 46528, 46663 and three 880c .....
46663	6142	Brace Section (right) with 46629 and 46661, for 46662 .....
49109	5822	Knife Cam Gear Screw Washer for 31-44 Machine .....
50018f	5822	Cloth Plate Screw for 31-44 Machine .....
50018g	5822	Knife Holder Pinion Stud Bracket Screw for 31-44 Machine .....
50018h	5822	Throat Plate Screw for 31-44 Machine .....
50071c	5828	Knife Bar Crank Coupling Pin for 43903 .....
50169n	5822	Guide Slide Latch Cap Screw for 24566 .....
50253b	5822	Knife Bar Connection Screw for 44030 .....
50254f	5815	" Cam Hinge Screw with 46224, for 31-44 Machine .....
50255b	5822	Knife Cam Lever Hinge Screw for 31-44 Machine .....
50256e	5822	Starting Lever Extension Screw Stud for 31-44 Machine .....
50295c	2563	Feed Wheel Frame Adjusting Screw for 44104 .....
50316f	5809	Finger Guard Hinge Screw for 36821 .....
50327c	5806	Tension Screw Stud for 44141 .....
50333c	5822	Arm Shaft Bushing (back) Adjusting Screw for 31-44 Machine .....
50356b	5806	Bobbin Winder Frame Hinge Screw for 27647, 27650, 27651, 27700, 27875 and 41548 .....
51801	5842	Roller, $\frac{3}{8}$ in. diam., coarse, with 388b and 1550b, for 24904 .....
51802	—	Roller, $\frac{3}{8}$ in. diam., fine, with 388b and 1550b, for 24905 .....
51809	1375	Edge Guide Slide Roller and Stud for 36760 .....
52013	5826	Needle Bar Bushing with 29532, for 31-45 Machine .....

NO.	PLATE	NAME
52026	5826	Thread Eyelet for 31-45 Machine .....
52378	5806	" Retaining Stud for 52379 .....
52379	—	Thread Retainer complete for 20213 and 43900, Nos. 52378, 52398, 210958 and 210993 .....
52398	5806	Thread Retaining Spring for 52379 .....
52454	5842	" Retainer for 31-17, 31-18, 31-21, 31-36, 31-38, 31-40, 31-41, 31-44 and 31-45 Machines .....
56813	—	Feed Bar Screw Centre 313c with 1519j, for 31-17, 31-21, 31-23, 31-25, 31-28, 31-30, 31-36, 31-40 and 31-44 Machines .....
56813	—	Feed Wheel Driver Link Screw Centre 313c with 1519j, for 31-18, 31-26, 31-29, 31-31, 31-38, 31-41 and 31-43 Machines .....
56814	—	Feed Lifting Rock Shaft Screw Centre 307c with 1513j, for 31-17, 31-21, 31-23, 31-25, 31-28, 31-30, 31-36, 31-40 and 31-44 Machines .....
56814	—	Feed Rock Shaft Screw Centre 307c with 1513j .....
56814	—	Feed Wheel Frame Shaft Screw Centre 307c with 1513j, for 31-18, 31-26, 31-29, 31-31, 31-38, 31-41, 31-43 and 31-45 Machines .....
56832	—	Throat Plate with Trimming Attachment for 24183, Nos. 1095k, 1097k, 24165, 24169, 24170, 24175, 24176, 24180, 24188, 24334, 24336 or 24337, two each 242j, 756j, 24171 and six 934j .....
56848	—	Bell Crank 5596 with 5599 and 5601, for 3598 .....
60455	—	Thread Unwinder Spool Rest 41530 with 1149c and two 155c, for 41531 .....
*60583	—	Knife Grinder for 27661, Nos. 261d, 1508c, 27323, 27564, 27565, 27567, 27569, 27572, 27573, 27659, 27822, two 27568 and four each 310f and 1516b .....
60701	—	Thread Unwinder Spool Rest 41526 with 155c and 1149c, for 41527 .....
62502	—	Shuttle Race Body 24413 with 24418 and two 1053b, for 62517 .....
62507	2563	Feed Eccentric with 446c, for 44111 .....
62508	2563	" Regulator for 31-45 Machine .....
62517	—	Shuttle Race Body 62502 with two 2532, for 24419 .....

NO.	PLATE	NAME
62530	5828	Knife (narrow) end and side cut (shearing) for 24244, 24300 and 24332.....
62531	---	Shuttle Race Body for 62612.....
62532	5849	" " Cap for 62612.....
62533	5849	Shuttle Race complete for 31-40 Machine, Nos. 907D, 2531, 2533, 24412, 62612 and two each 391D and 2532.....
62537	---	Throat Plate with Trimming Attachment for 31-25 and 31-30 Machines, Nos. 1095K, 1097K, 24169, 24170, 24175, 24176, 24180, 24188, 24334, 24336 or 24337, 24587, two each 2421, 756r, 24171 and six 934J.....
62577	5828	Guide Finger for 24366.....
*62580	---	Shuttle Race Body 24963 with 24964 and two each 662D and 2532, for 24968.....
62582	---	Throat Plate with Trimming Attachment for 24187, Nos. 1095K, 1097K, 24165, 24169, 24170, 24175, 24176, 24180, either 24184, 24185 or 24186, 24188, 24334, two each 2421, 756r, 24171 and six 934J.....
62612	---	Shuttle Race Body 62531 with 62532 and two 1053D, for 62533.....
62626	---	Throat Plate Body for 16597 and 19180..
62649	---	Roller Presser complete, 1¼ in. coarse roller, for 31-40 Machine, Nos. 1987 and 16573.....
62672	----	Throat Plate Body for 24339 and 24369..
67086	5844	Treadle Pitman Rod (upper) for 67177..
67175	5843	Hook for 67072.....
67176	5844	Treadle Pitman Rod (lower) for 67177..
67177	5844	Treadle Pitman complete for S. D. 11 or S. D. 12 Motors, for 25284, Nos. 9079, 67086 and 67176r.....
120001	5838	Feed Dog for 28731.....
120057	5833	Binder on Shank, for canvas.....
Nos. 120058 to 120060 FOR 120061		
120058	5830	Binder Edge Guide.....
120059	5830	" Guide (lower).....
120060	5830	" " (upper).....
120061	5830	Binder (adjustable) complete, for ½ in. to 1½ in. leather binding, for short curves, Nos. 181D, 286D, 36340, 41544 and 120058 to 120060.....
120117	6120	Oiler Spout Washer (leather) for 36579...

NO.	PLATE	NAME
120135	5846	Edge Folder (double) for turning in two edges and inserting loops in one operation.....
120136	5846	Presser Foot for 120135.....
120143	---	" " Plate for 120144.....
120144	5847	Presser Foot (hinged) complete for 120061, 120247 and 120248, Nos. 7298, 19335 and 120143.....
120191	5845	Strip Folder on Shank, to turn in both edges.....
120197	5848	Edge Folder (upper) with lower right hand guide on shank, for military uniforms..
120242	7790	Binder Bed with 1036C, for 120247 and 120248.....
120243	7791	Binder Folder (lower) for 120248.....
120244	7790	" " (upper) for 120247 and 120248.....
120245	7790	Binder Guide (centre) for 120247 and 120248.....
120246	7790	Binder Guide (lower) for 120247.....
120247	7790	Binder (adjustable) complete, to turn in upper edge only, for light or medium weight material, Nos. 286D, 120242 and 120244 to 120246.....
120248	7791	Binder (adjustable) complete, to turn in both edges, for light or medium weight material, Nos. 256D and 120242 to 120245.....
120257	5847	Binder with tension slots on shank, for turning in both edges of bias cut binding, for light or medium weight material
200056E	3471	Bobbin Winder Stop Latch Screw for 225436.....
200082D	3471	Bobbin Winder Tension Bracket Screw for 225436.....
200299H	3471	Bobbin Winder Stop Latch Trip Lever Hinge Screw for 225436.....
200380C	3471	Bobbin Winder Pulley Set Screw for 202473.....
201499B	3471	Bobbin Winder Tension Stud for 225461...
201572B	3471	" " " " Thumb Nut for 225462.....
202104	3471	Bobbin Winder Tension Bracket Screw Washer for 225436.....
202277	3471	Bobbin Winder Frame Oil Packing (wick) for 225453.....
202407	3471	Bobbin Winder Tension Spring for 225462






PLATE 363—ONE-FOURTH SIZE

27636

27474



2878



27070






PLATE 766—ONE-FOURTH SIZE

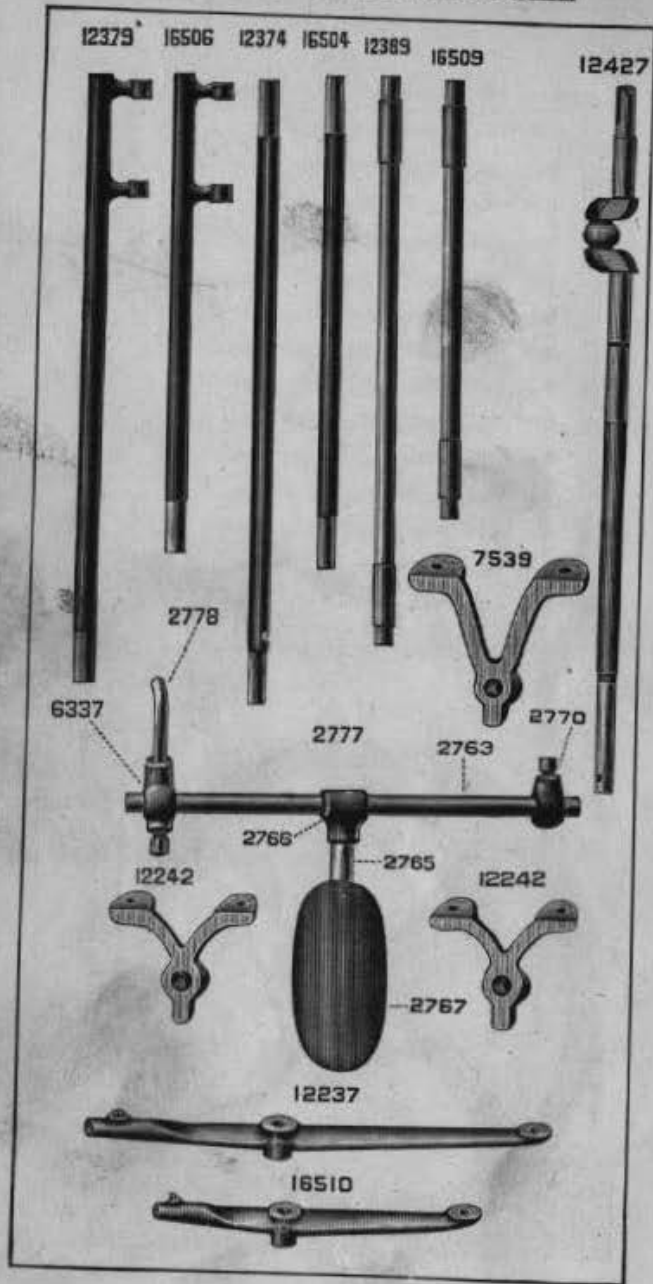


PLATE 767—ONE-HALF SIZE



PLATE 768—ONE-HALF SIZE




PLATE 770—FULL SIZE




PLATE 771-FULL SIZE




PLATE 772-FULL SIZE






PLATE 773—FULL SIZE




PLATE 774—FULL SIZE



PLATE 776—FULL SIZE

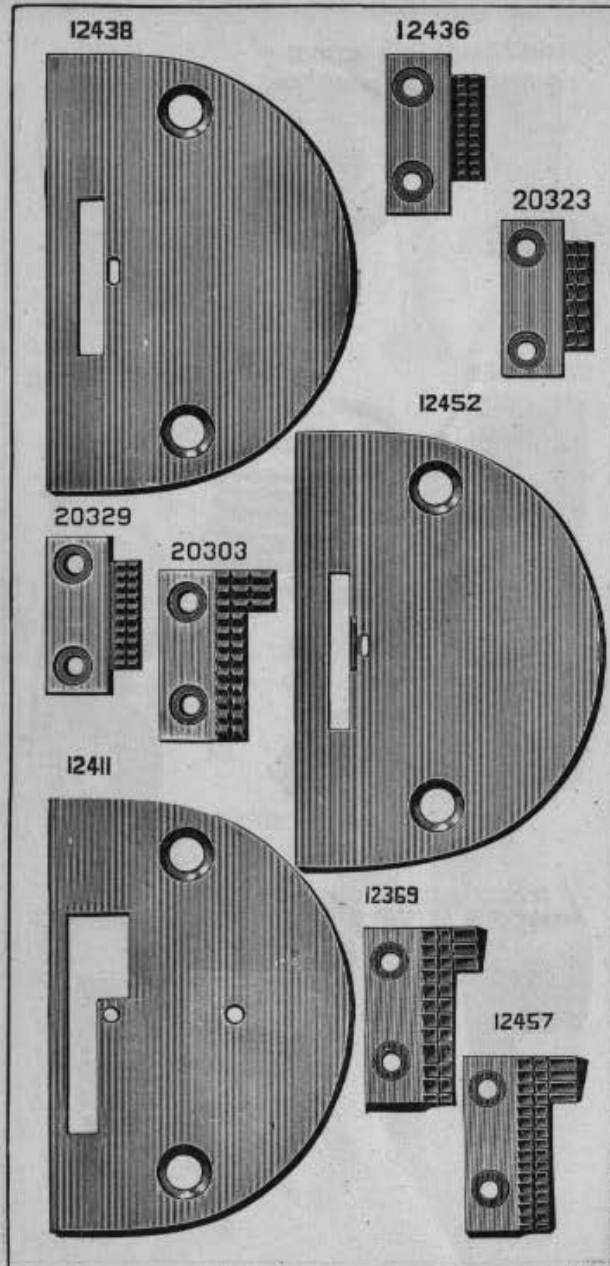


PLATE 782—FULL SIZE






PLATE 783—FULL SIZE



PLATE 818—ONE-FOURTH SIZE






PLATE 819—ONE-FOURTH SIZE

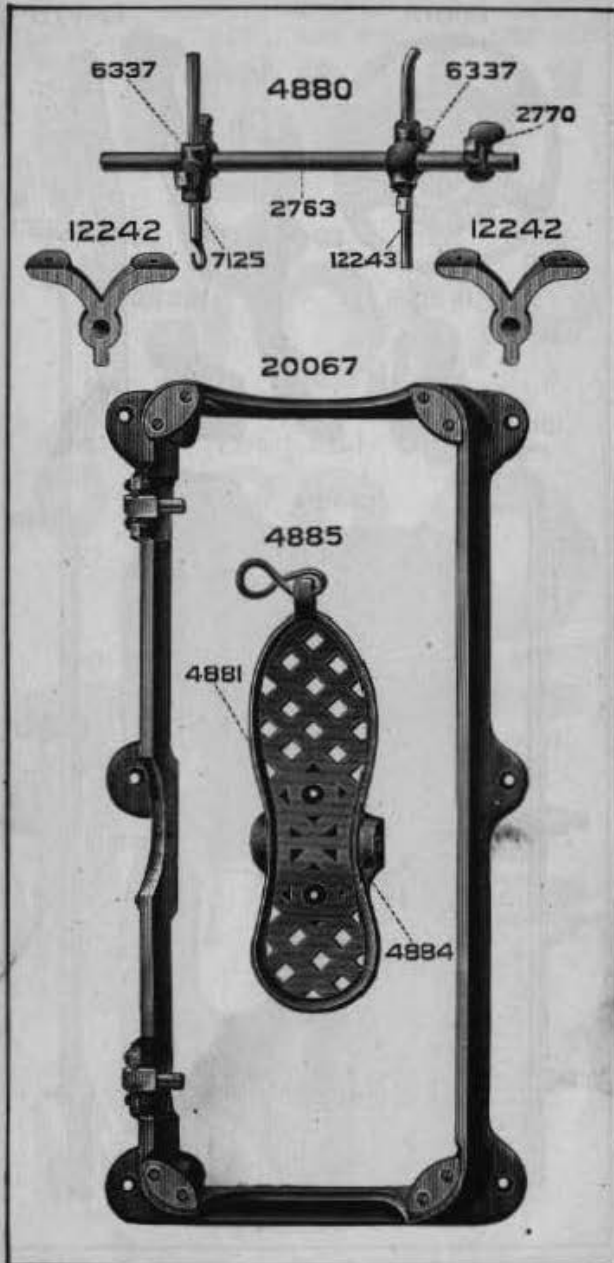


PLATE 953—ONE-HALF SIZE





PLATE 970—ONE-HALF SIZE



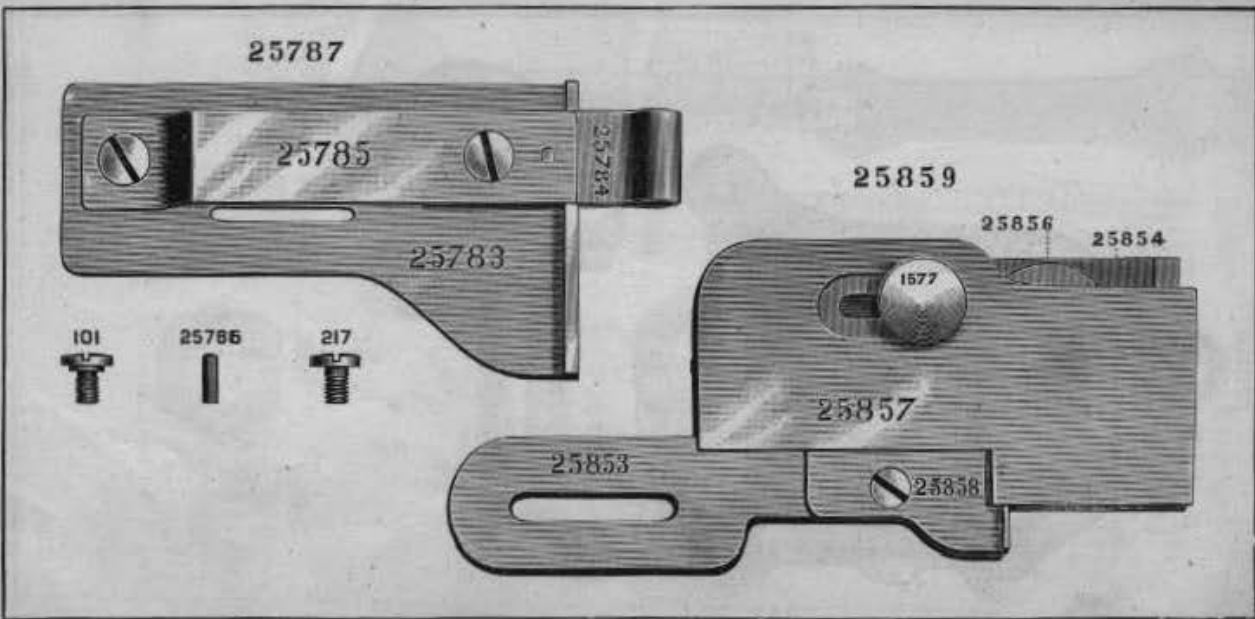


PLATE 1104—ONE-HALF SIZE

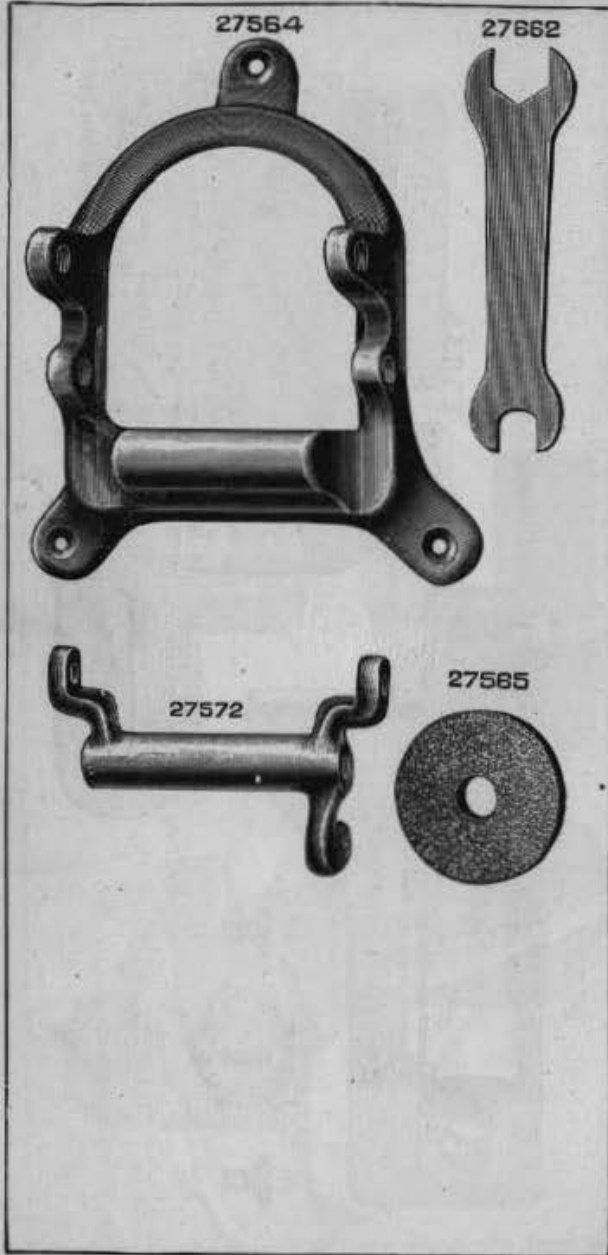


PLATE 1105—FULL SIZE






PLATE 1162—ONE-HALF SIZE




PLATE 1206—FULL SIZE




PLATE 1246—FULL SIZE




PLATE 1265—FULL SIZE

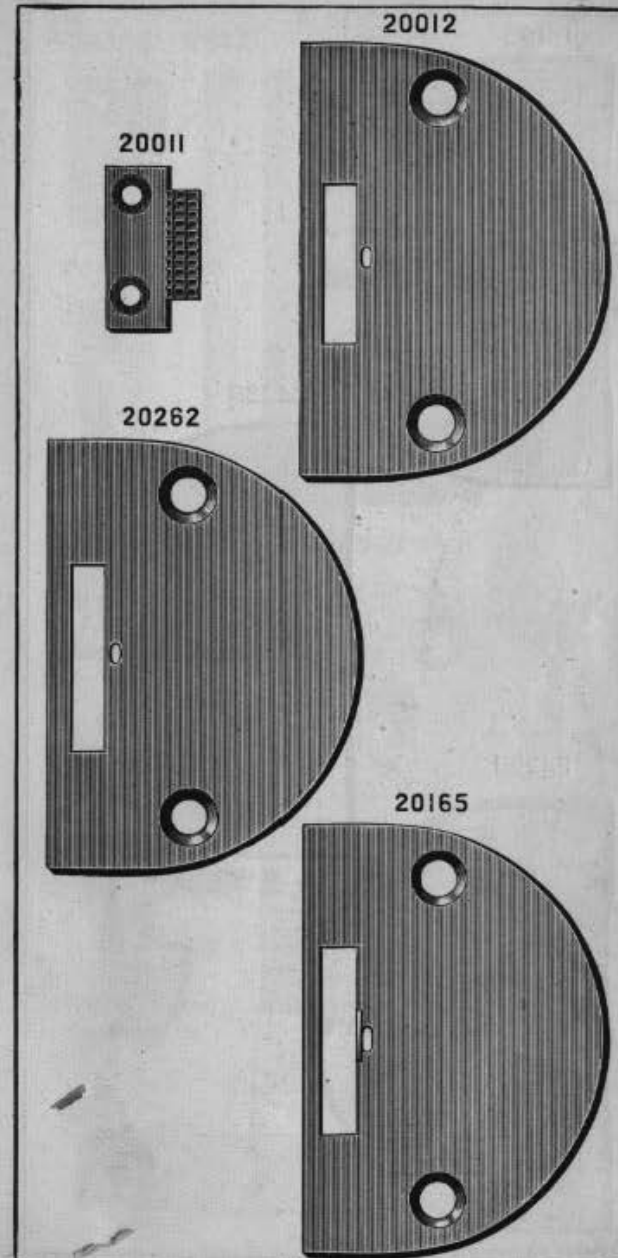




PLATE 1269—FULL SIZE

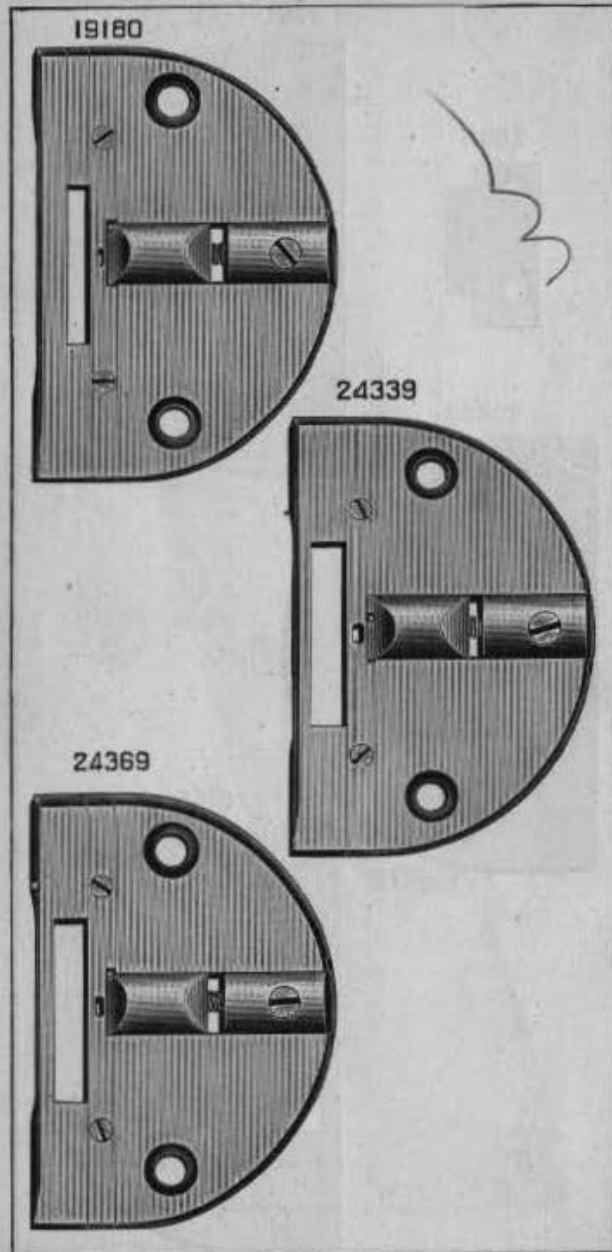


PLATE 1273—FULL SIZE

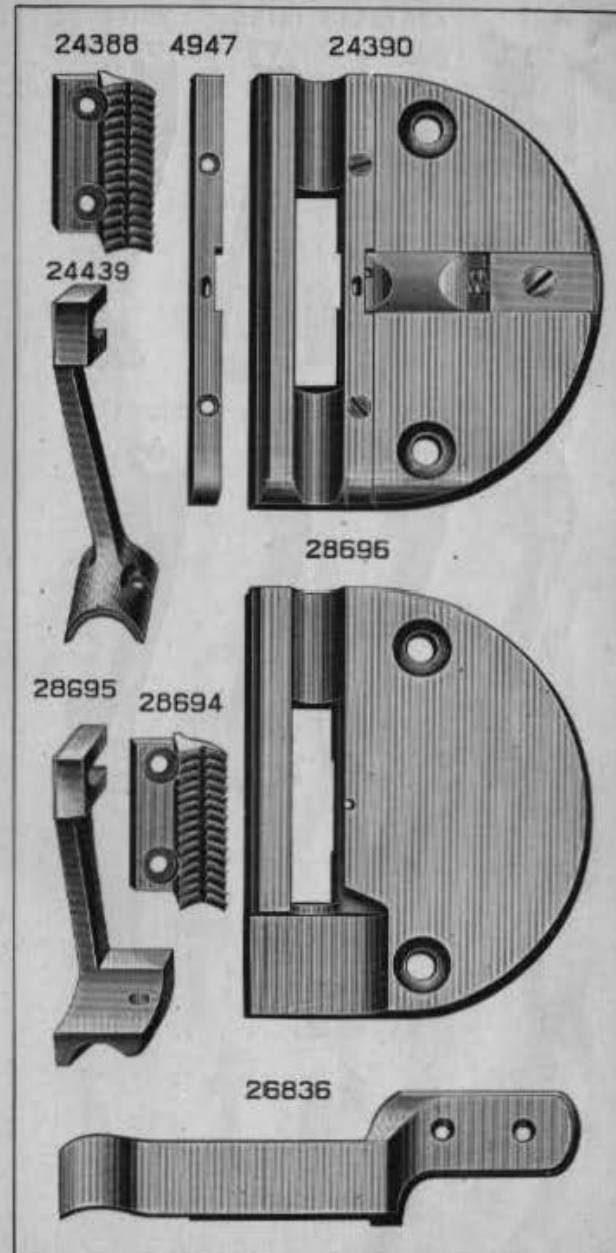


PLATE 1310—FULL SIZE




PLATE 1317—FULL SIZE



PLATE 1318—FULL SIZE




PLATE 1321—FULL SIZE

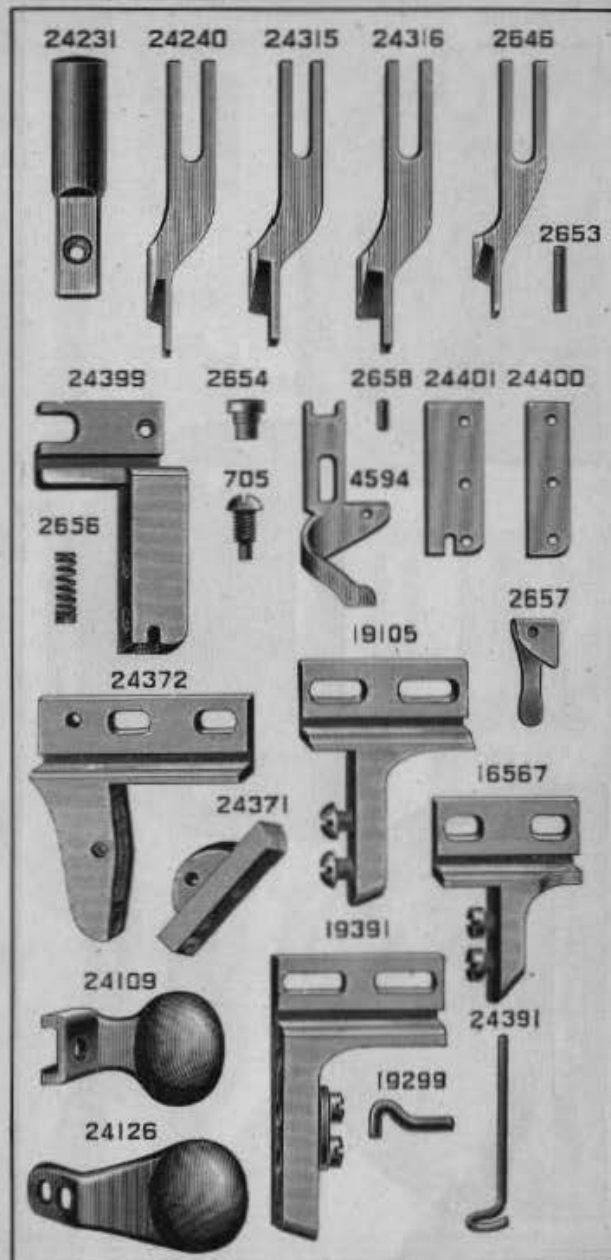




PLATE 1322—FULL SIZE

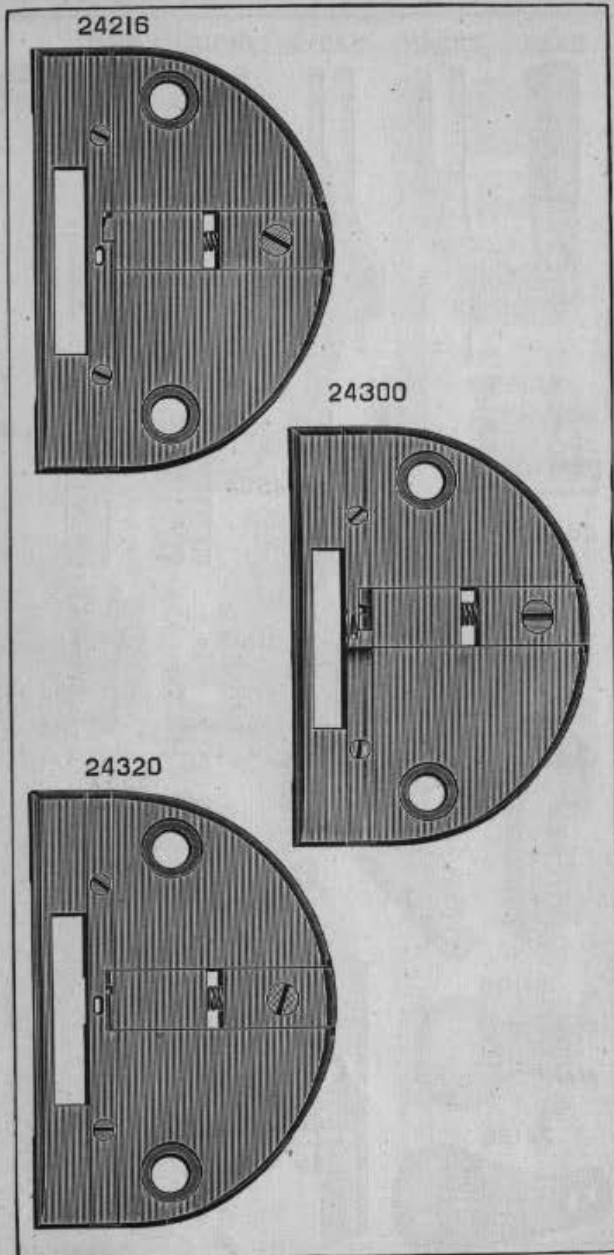


PLATE 1338—FULL SIZE




PLATE 1343—FULL SIZE




PLATE 1345—FULL SIZE

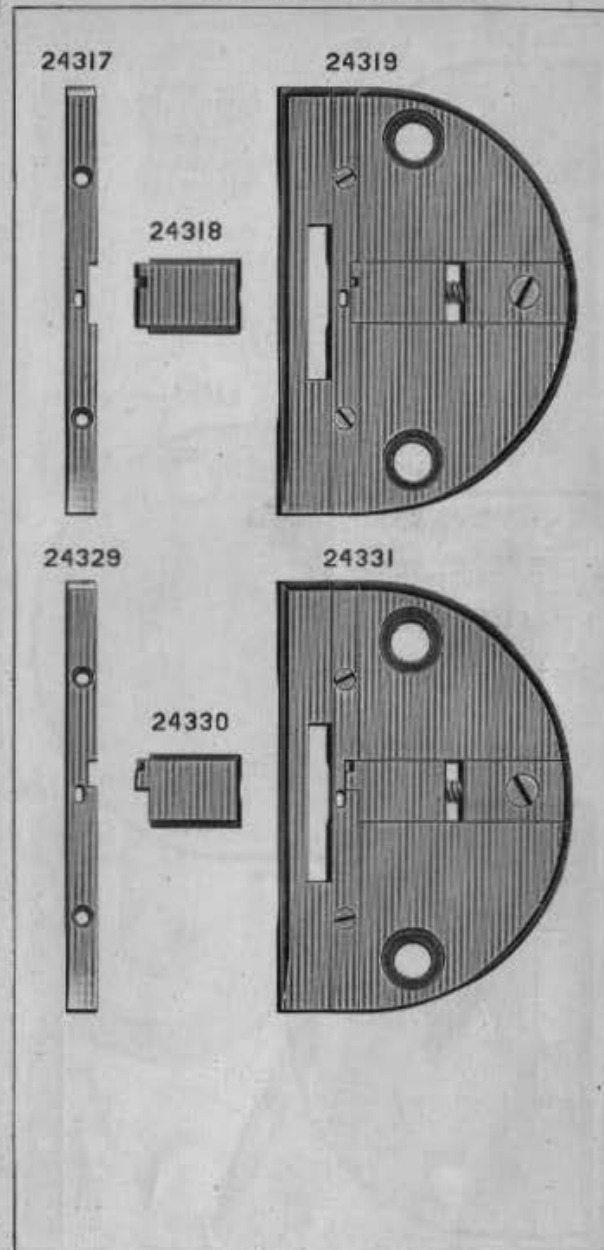


PLATE 1346—FULL SIZE

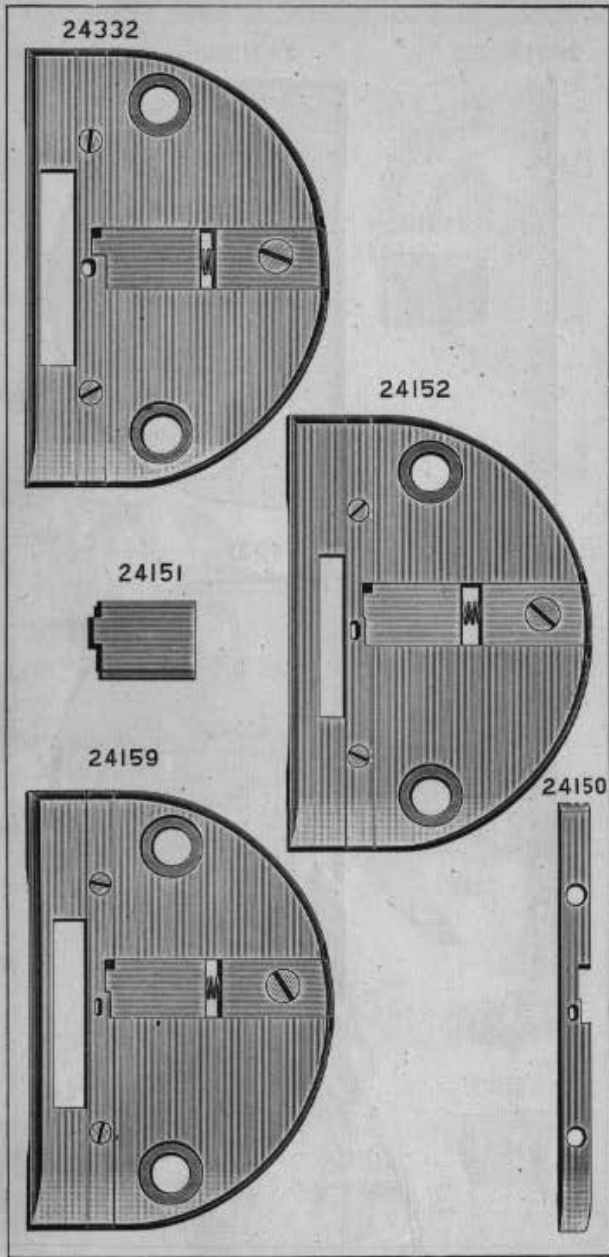


PLATE 1353—FULL SIZE

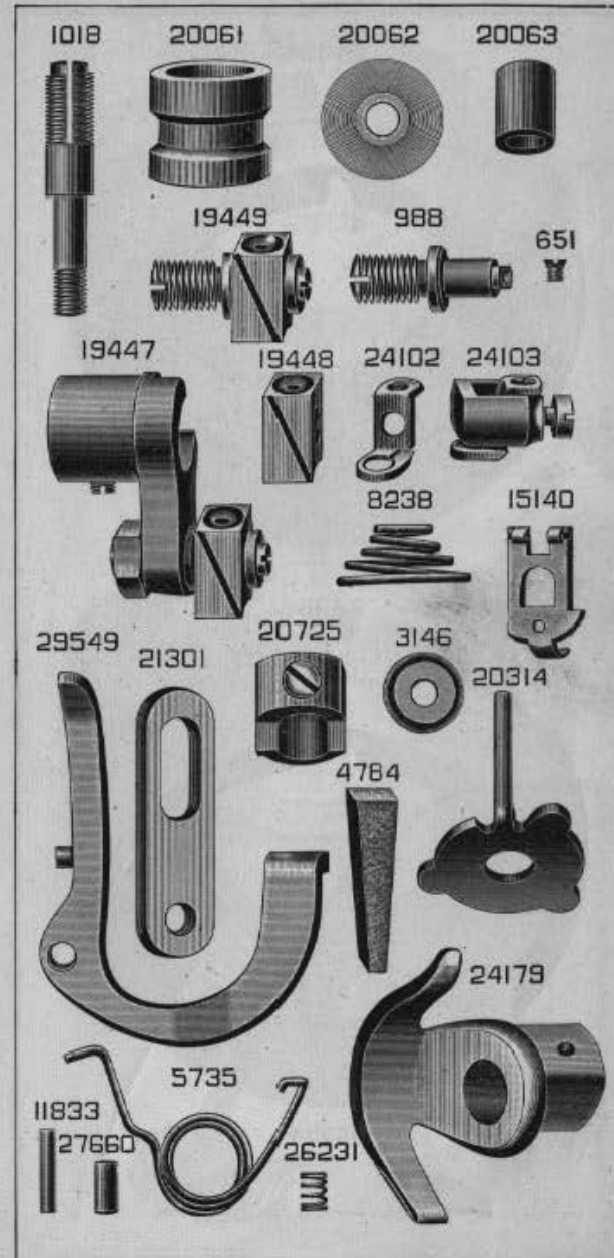






PLATE 1360—FULL SIZE

24356



24368




16584




PLATE 1361—FULL SIZE

24405



24415



24412



PLATE 1362—FULL SIZE





PLATE 1366—FULL SIZE



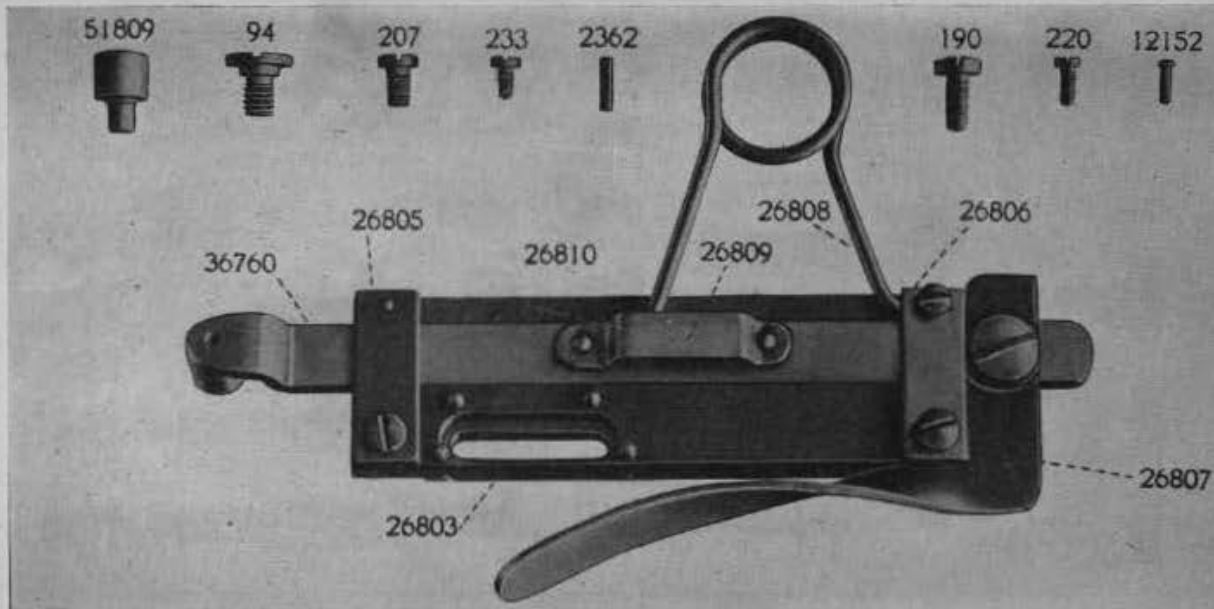


PLATE 1376—FULL SIZE


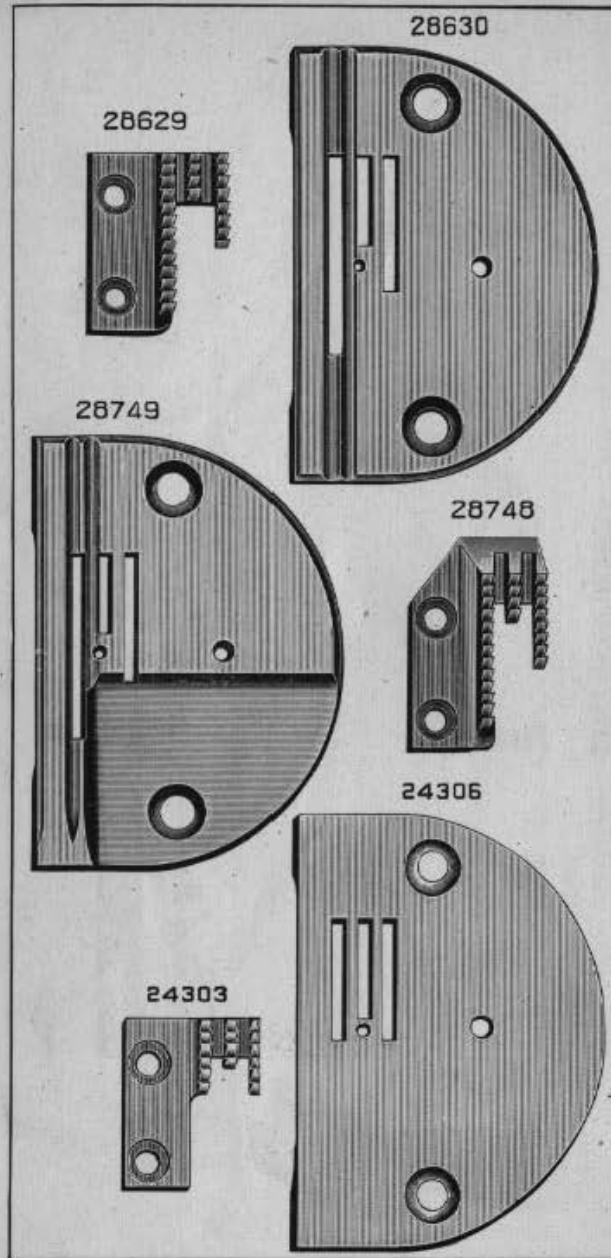


PLATE 1377—FULL SIZE



PLATE 1384—FULL SIZE



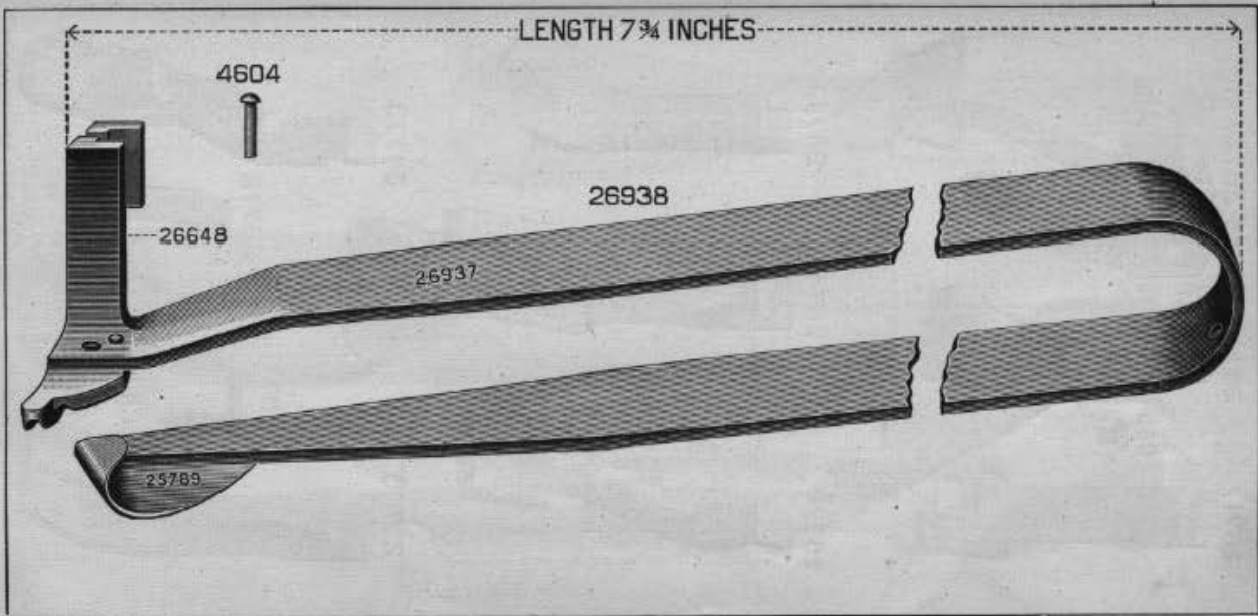




PLATE 1388—FULL SIZE

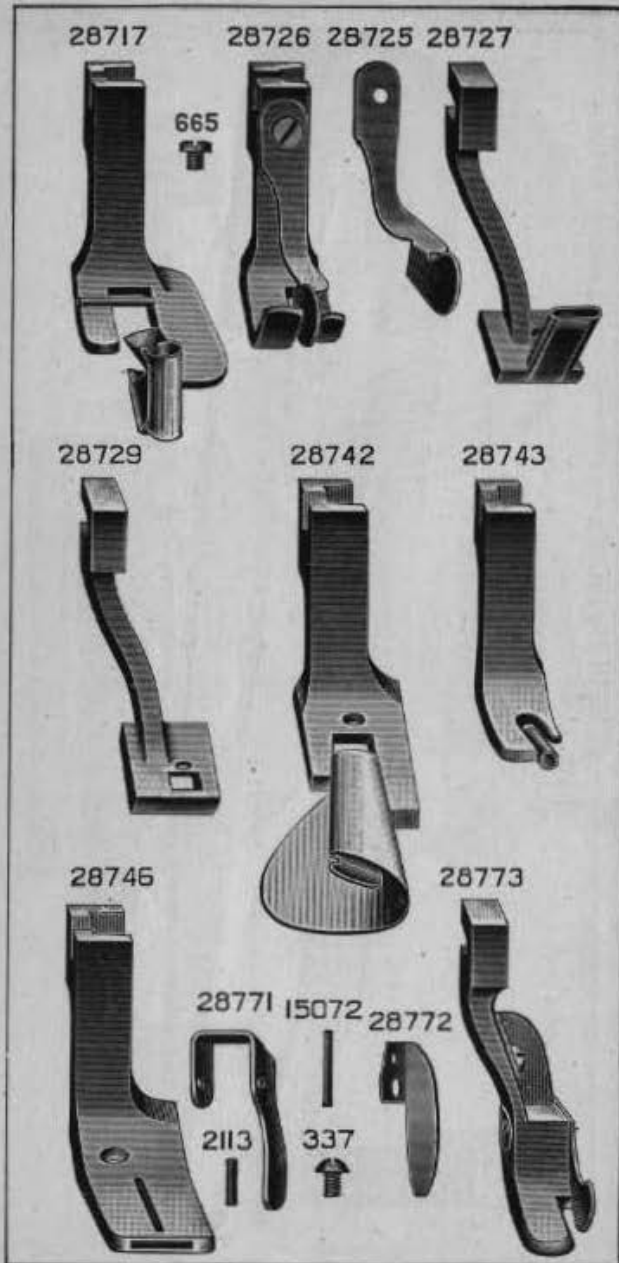


PLATE 1389—FULL SIZE




PLATE 1393—FULL SIZE

26351

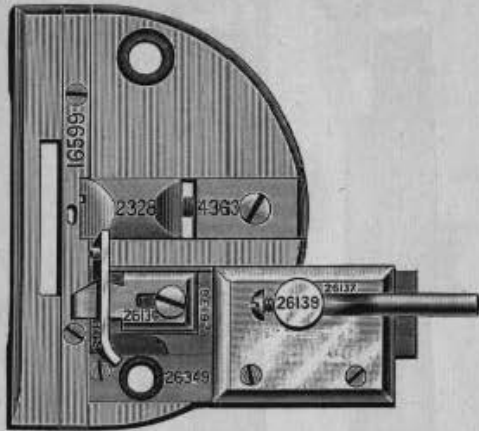


PLATE 1394—FULL SIZE

26174 26173 2273 96 228 18055 26276



26645 26644 23219



PLATE 1396—FULL SIZE

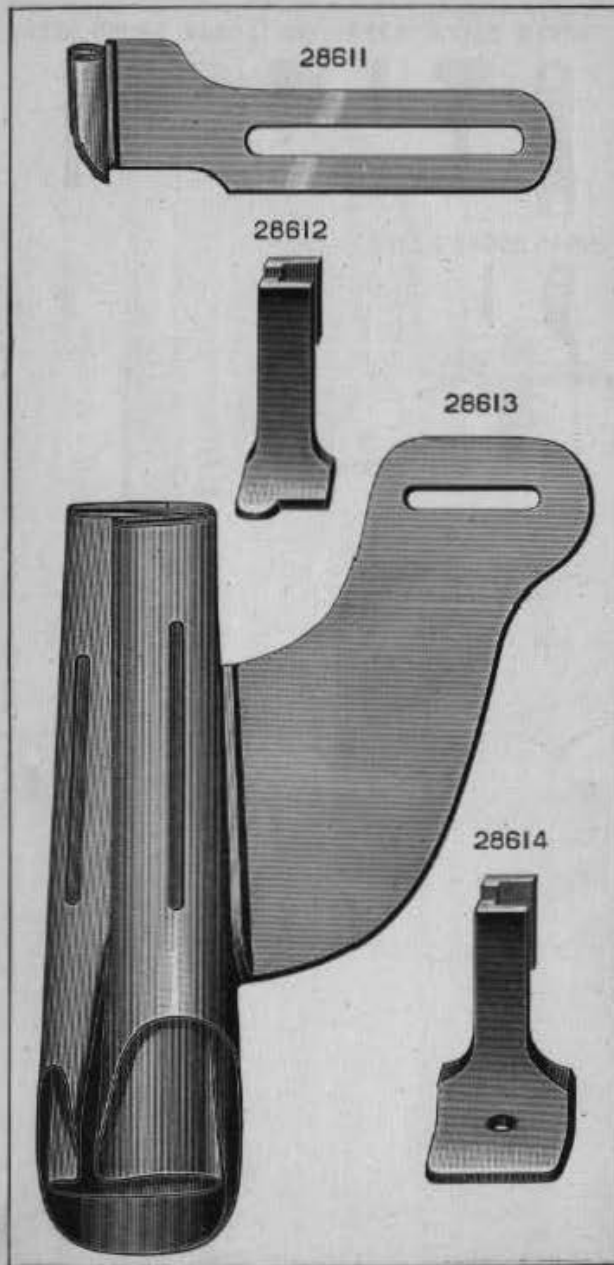


PLATE 1397—FULL SIZE

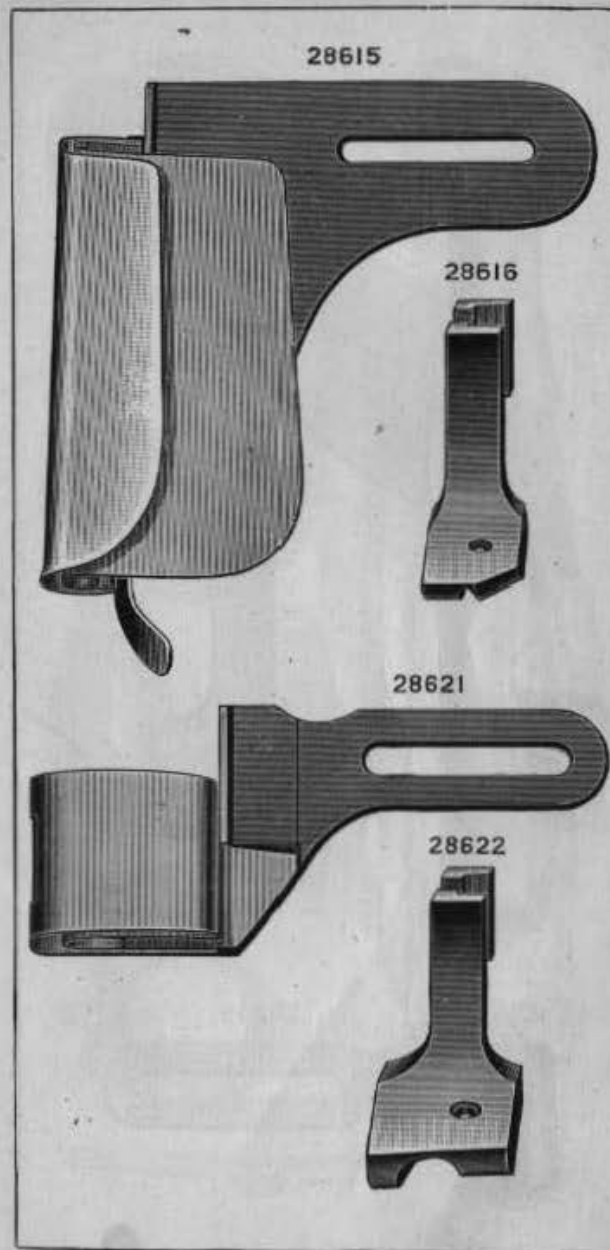




PLATE 1398—FULL SIZE

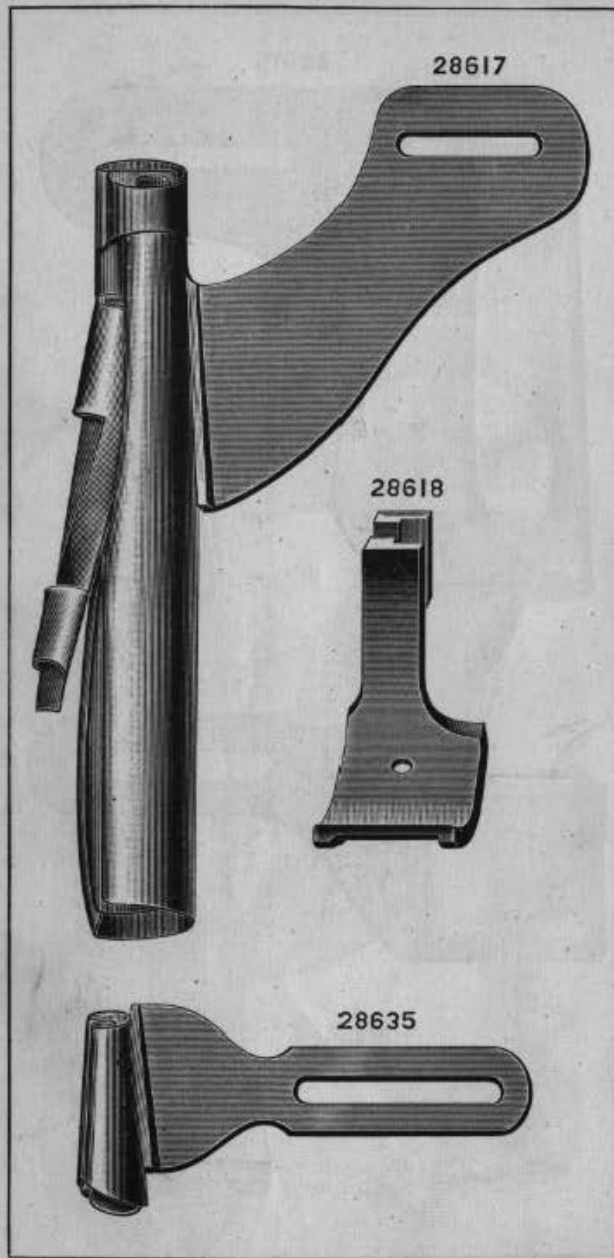


PLATE 2000—ONE-FOURTH SIZE

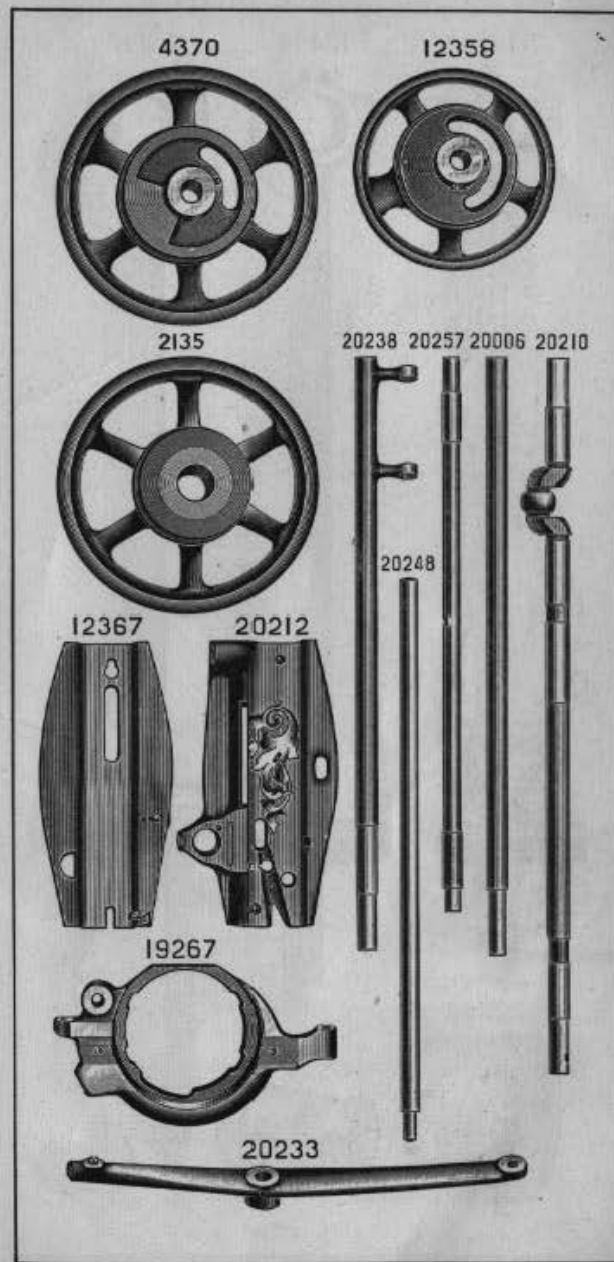


PLATE 2001—ONE-HALF SIZE




PLATE 2002—ONE-HALF SIZE






PLATE 2003—ONE-HALF SIZE




PLATE 2004—ONE-HALF SIZE

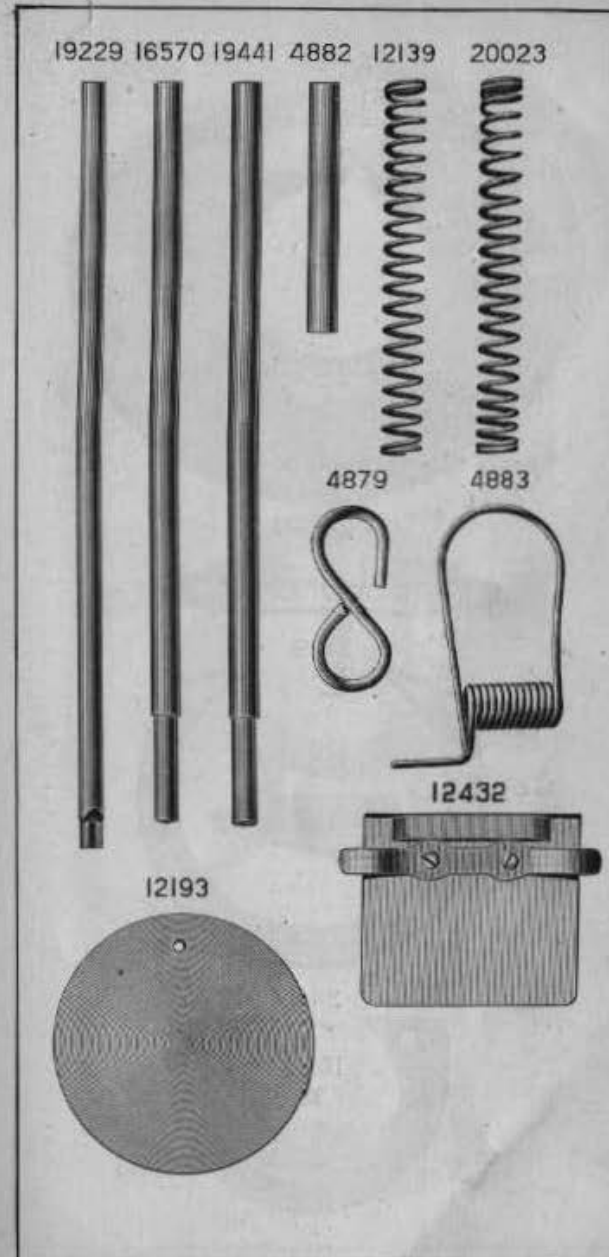


PLATE 2006—FULL SIZE

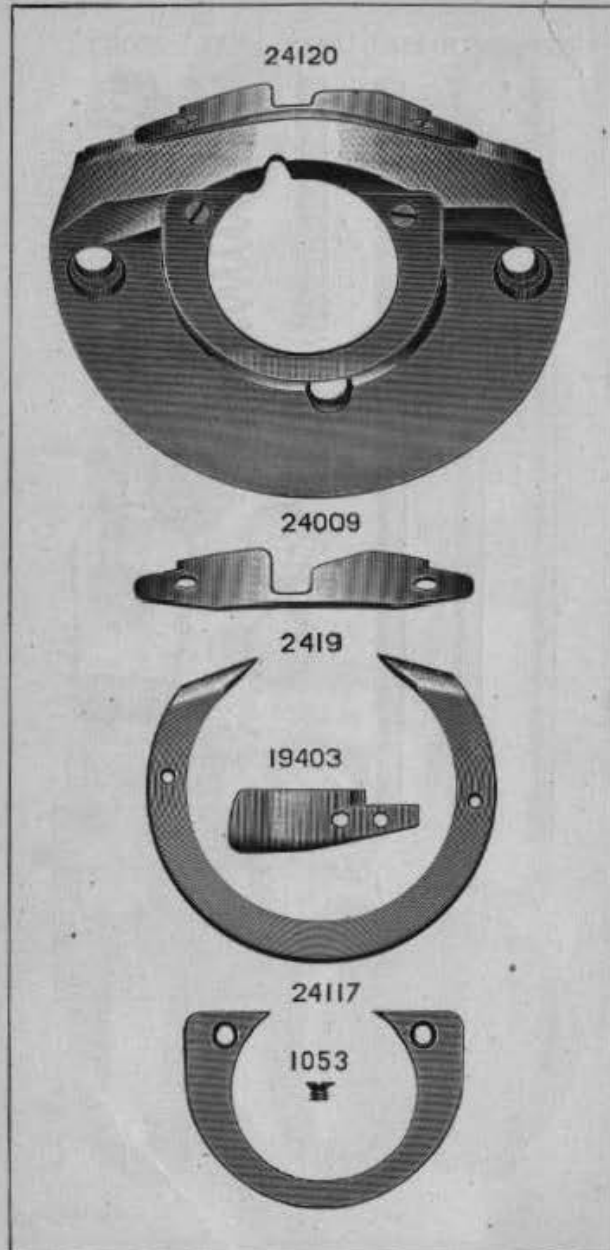


PLATE 2007—FULL SIZE




PLATE 2008—FULL SIZE




PLATE 2009—FULL SIZE






PLATE 2010—FULL SIZE



PLATE 2011—FULL SIZE

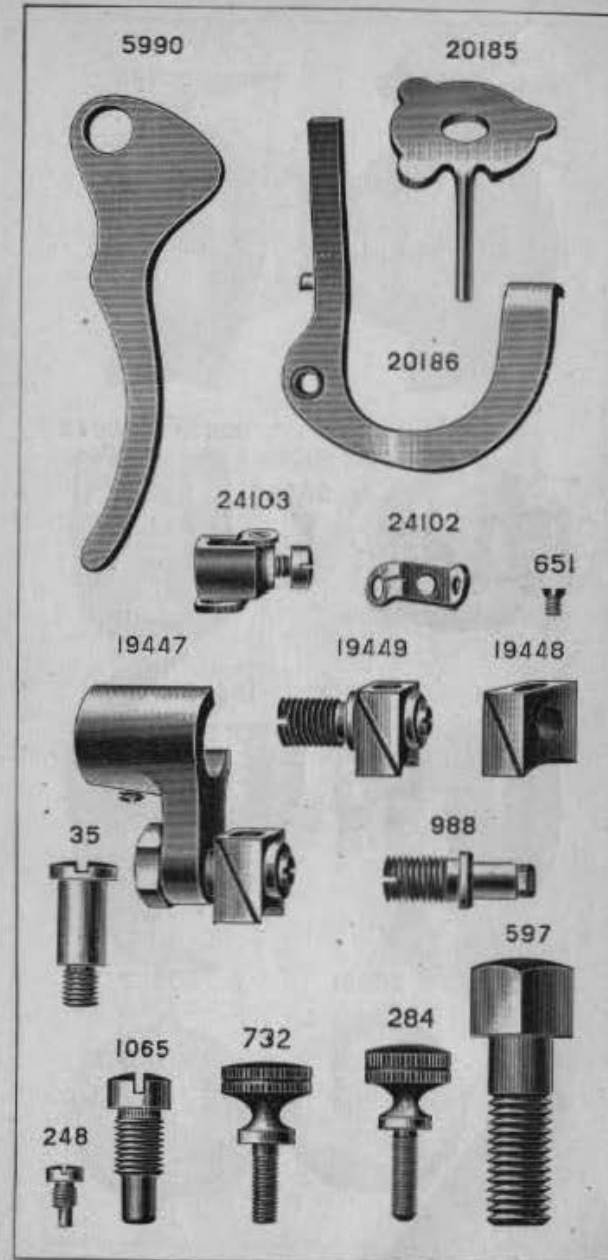


PLATE 2012—FULL SIZE




PLATE 2013—FULL SIZE






PLATE 2014—FULL SIZE




PLATE 2015—FULL SIZE



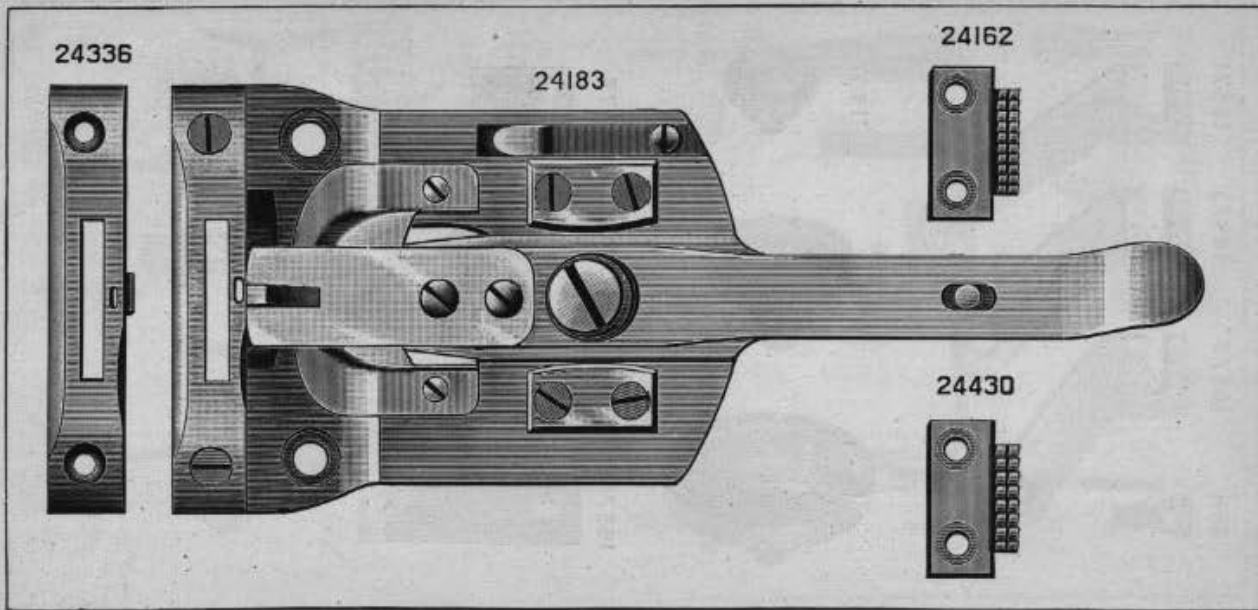


PLATE 2016—FULL SIZE

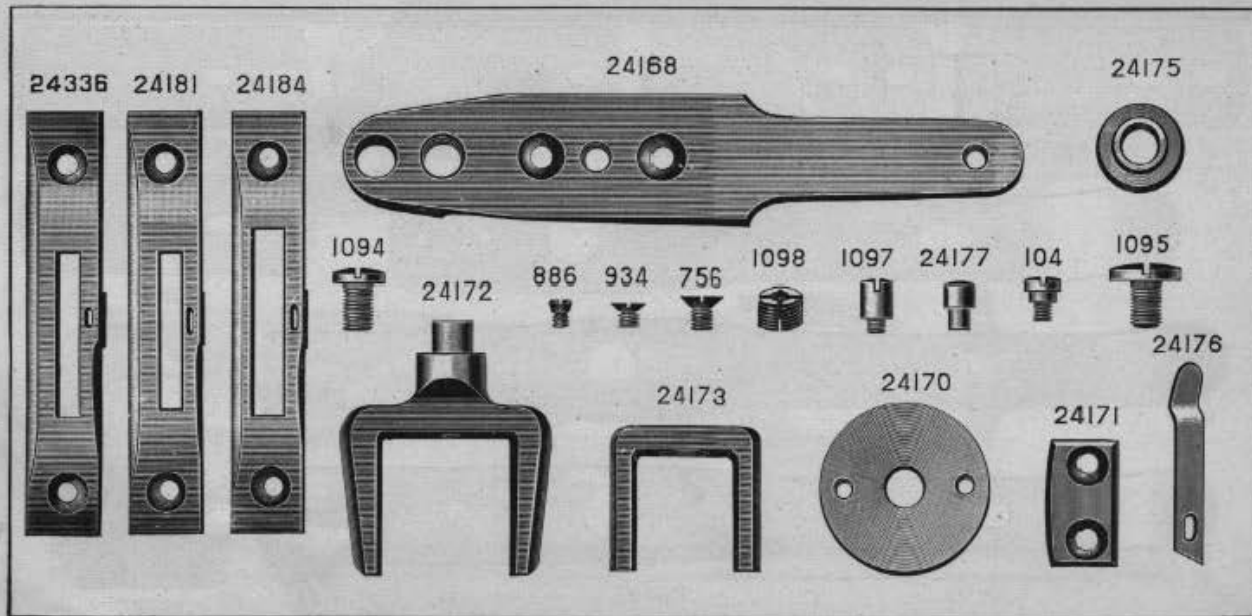


PLATE 2017—FULL SIZE

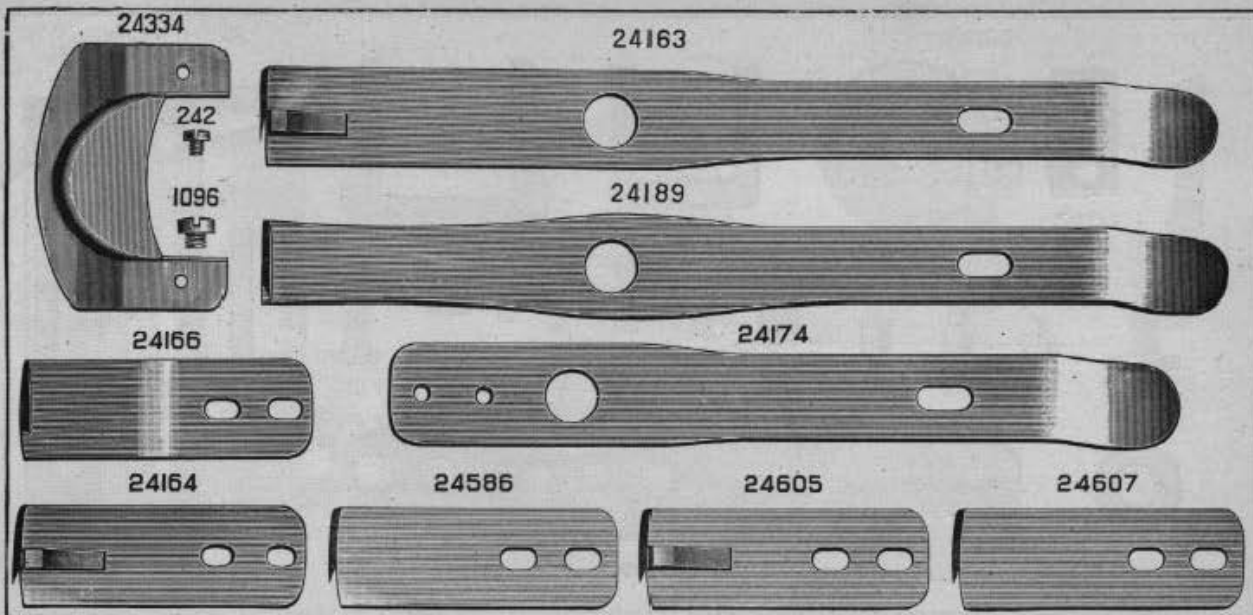





PLATE 2020—ONE-HALF SIZE



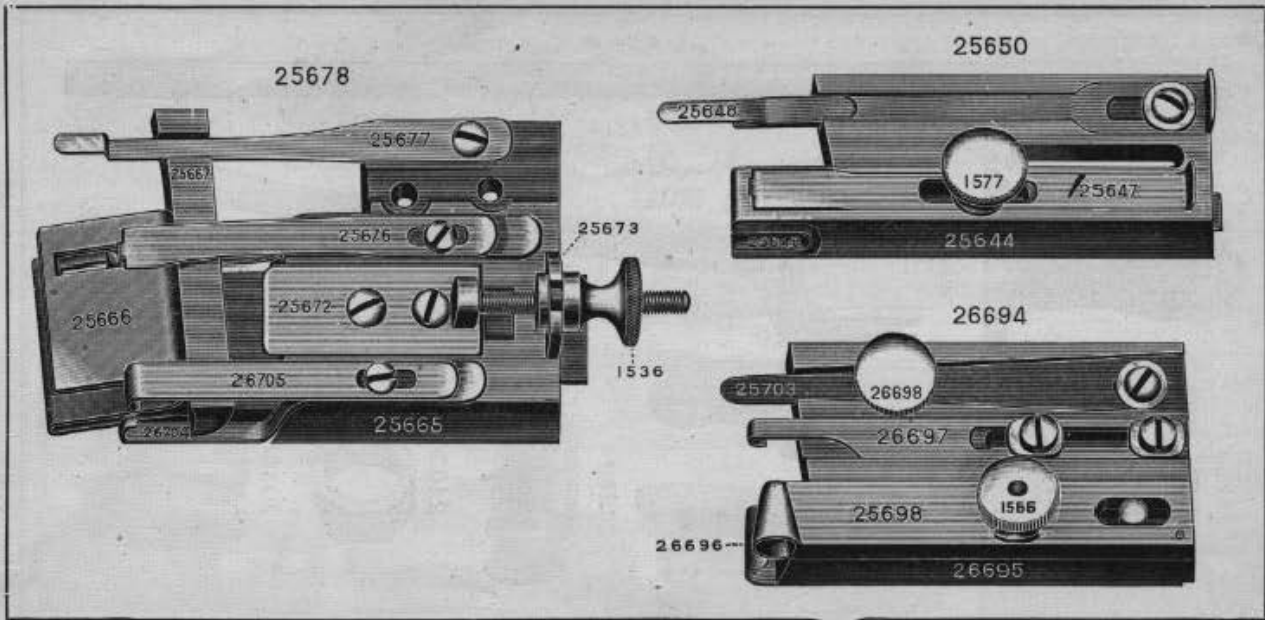


PLATE 2024—FULL SIZE



PLATE 2025—FULL SIZE

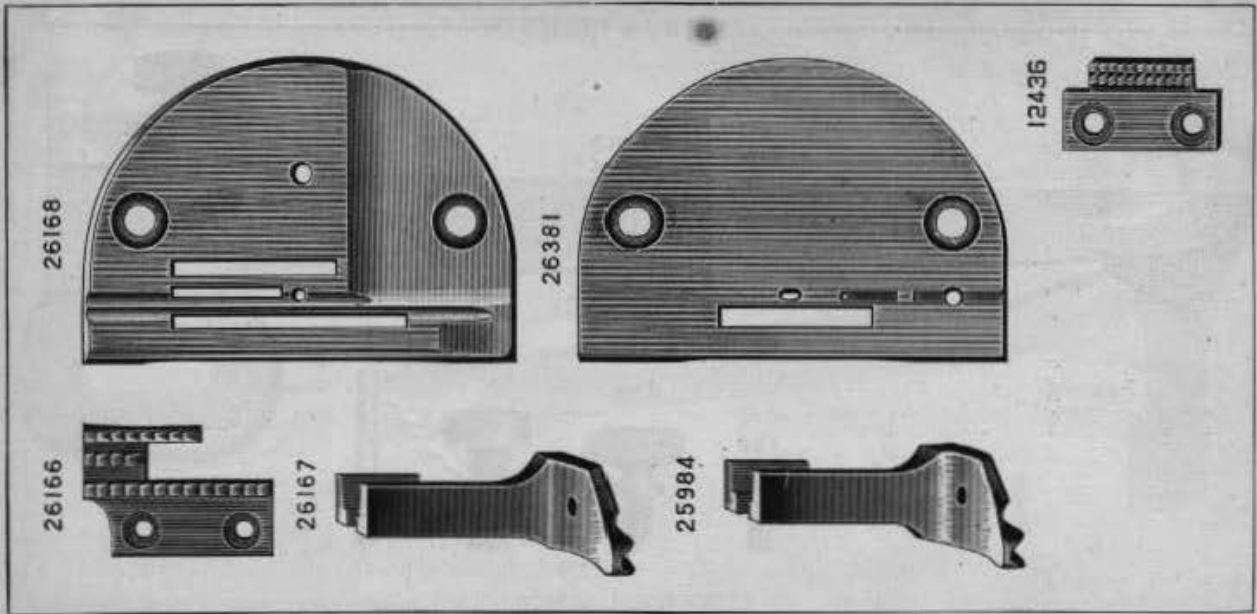


PLATE 2026—FULL SIZE

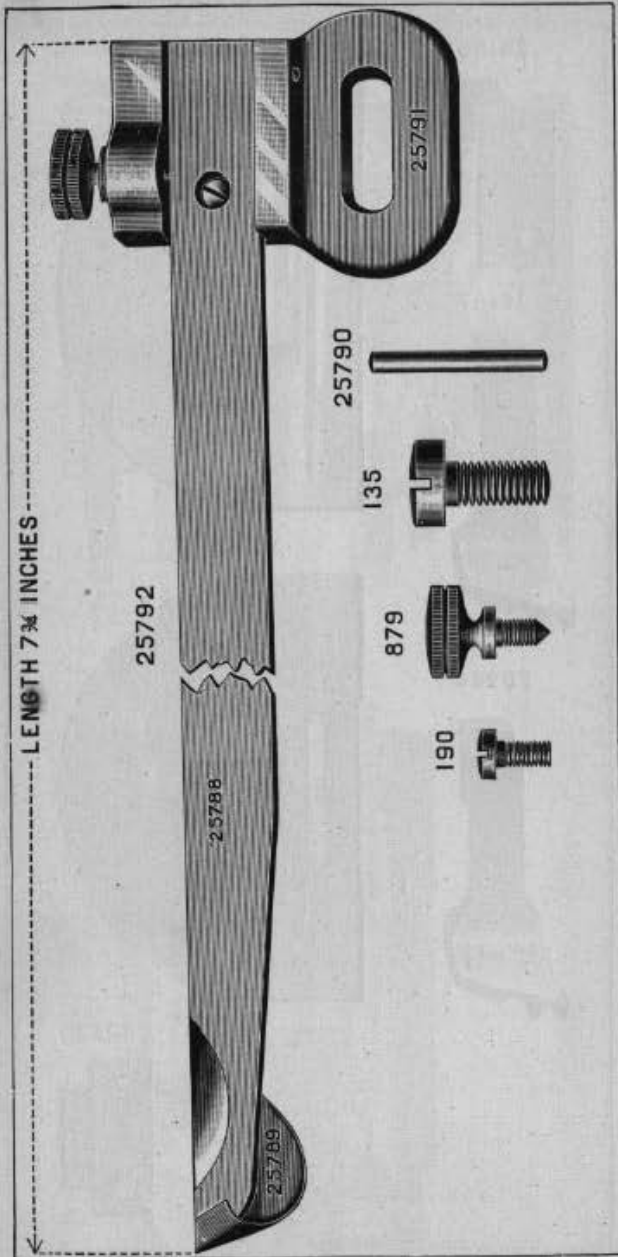


PLATE 2027—FULL SIZE

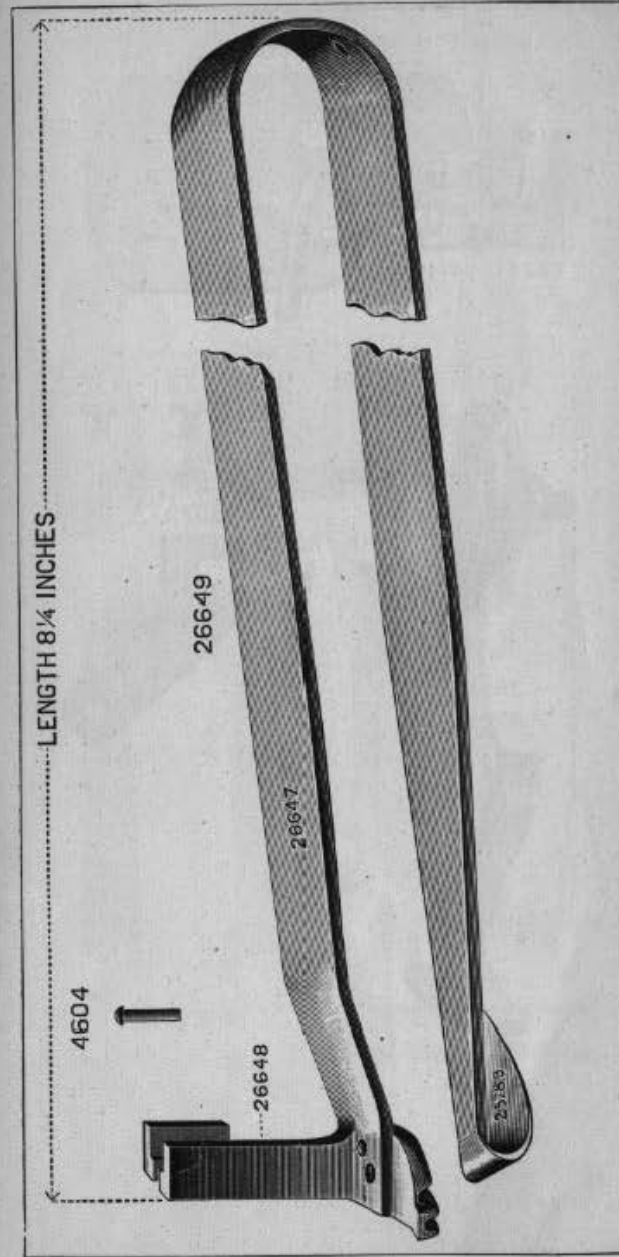


PLATE 2039—FULL SIZE




PLATE 2045—ONE-HALF SIZE





PLATE 2046—FULL SIZE




PLATE 2047—FULL SIZE

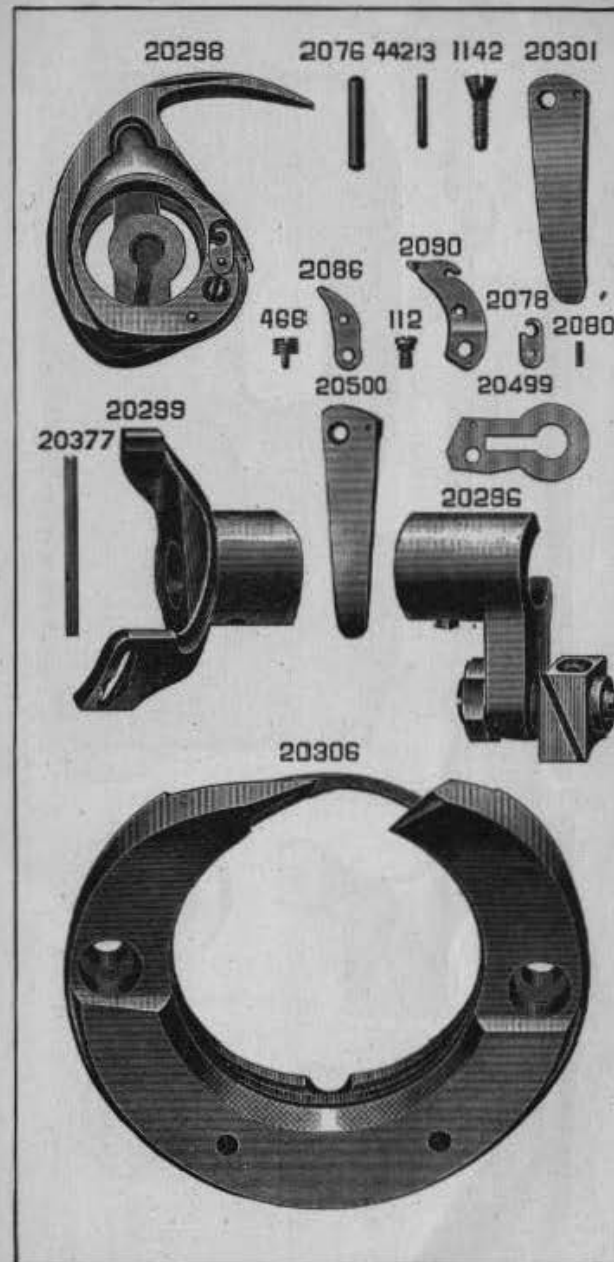


PLATE 2049—ONE-FOURTH SIZE

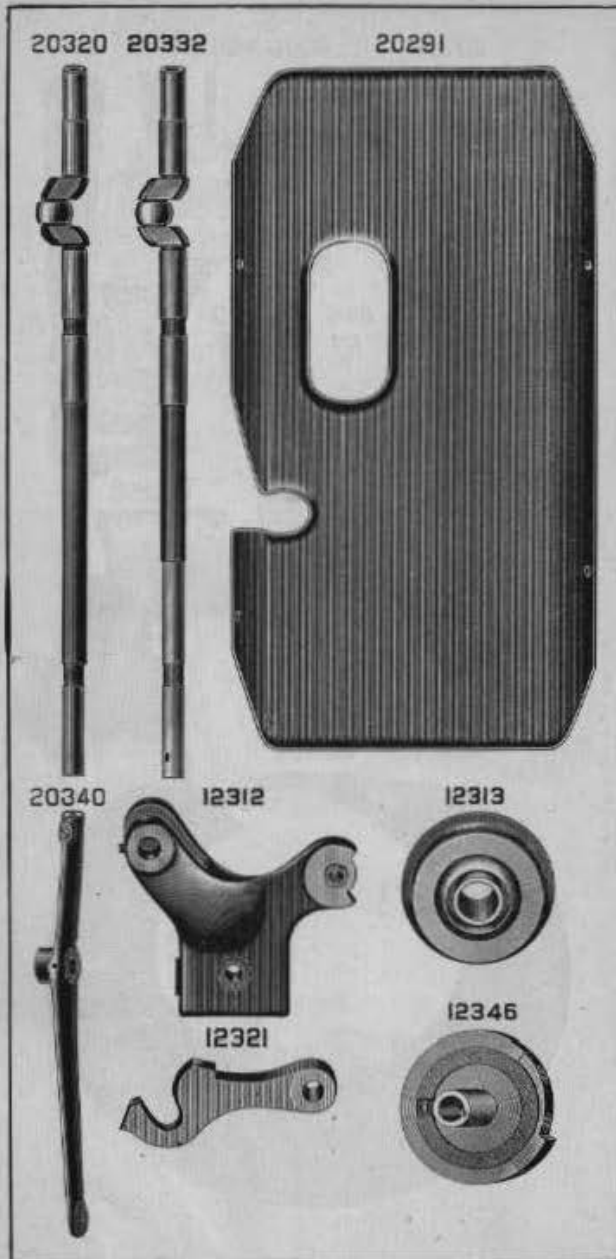


PLATE 2445—ONE-HALF SIZE






PLATE 2563—FULL SIZE




PLATE 2565—FULL SIZE





PLATE 2567-FULL SIZE






PLATE 2602—FULL SIZE



PLATE 2606—FULL SIZE

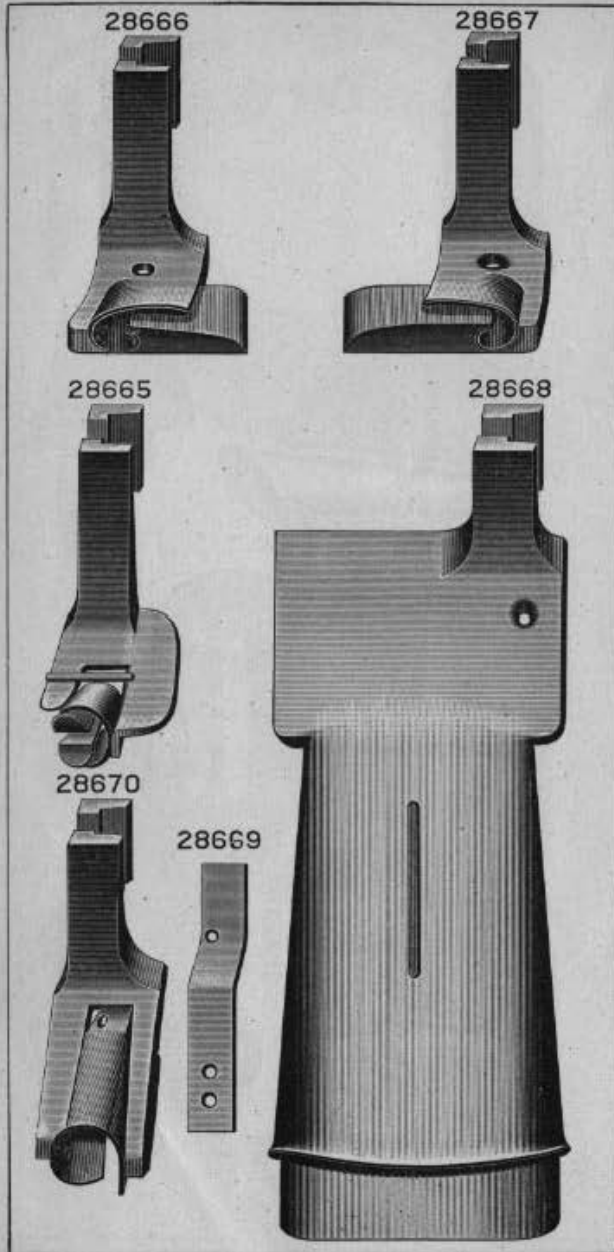
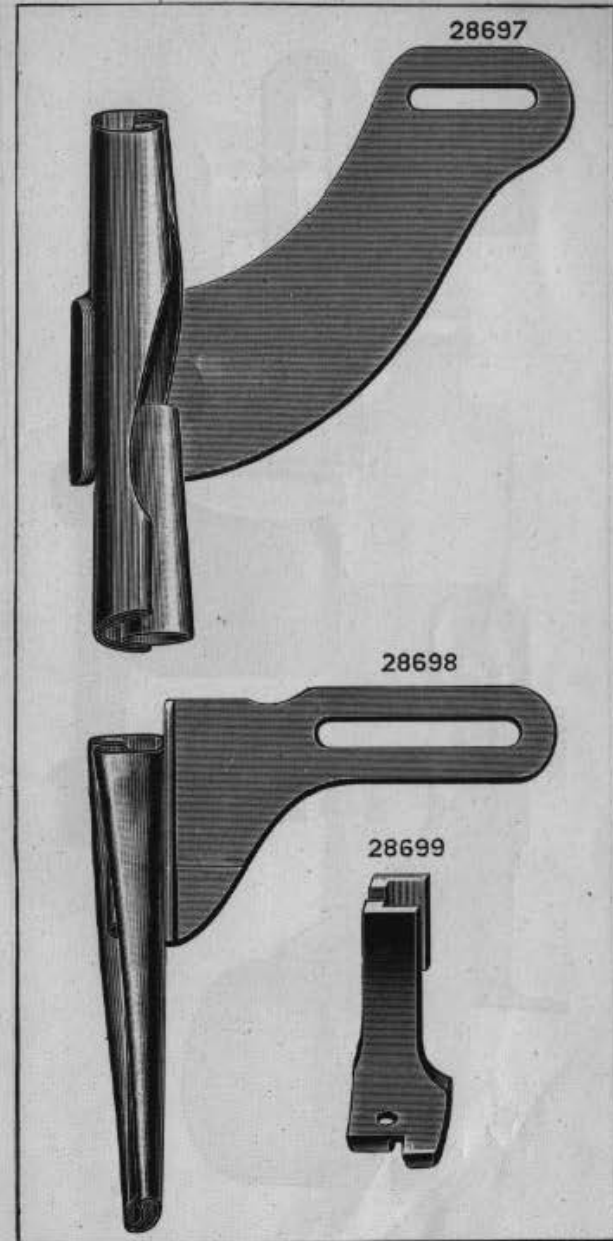


PLATE 2608—FULL SIZE






PLATE 2609—FULL SIZE








PLATE 2609—FULL SIZE

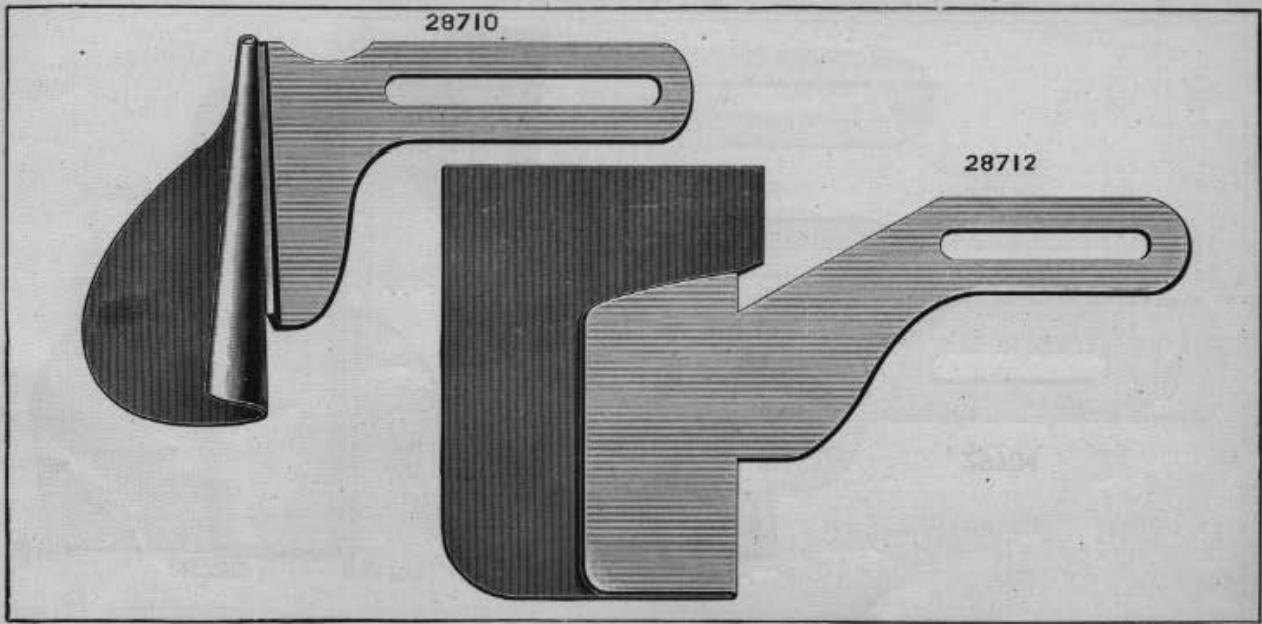
PLATE 2611—FULL SIZE

28708



28714





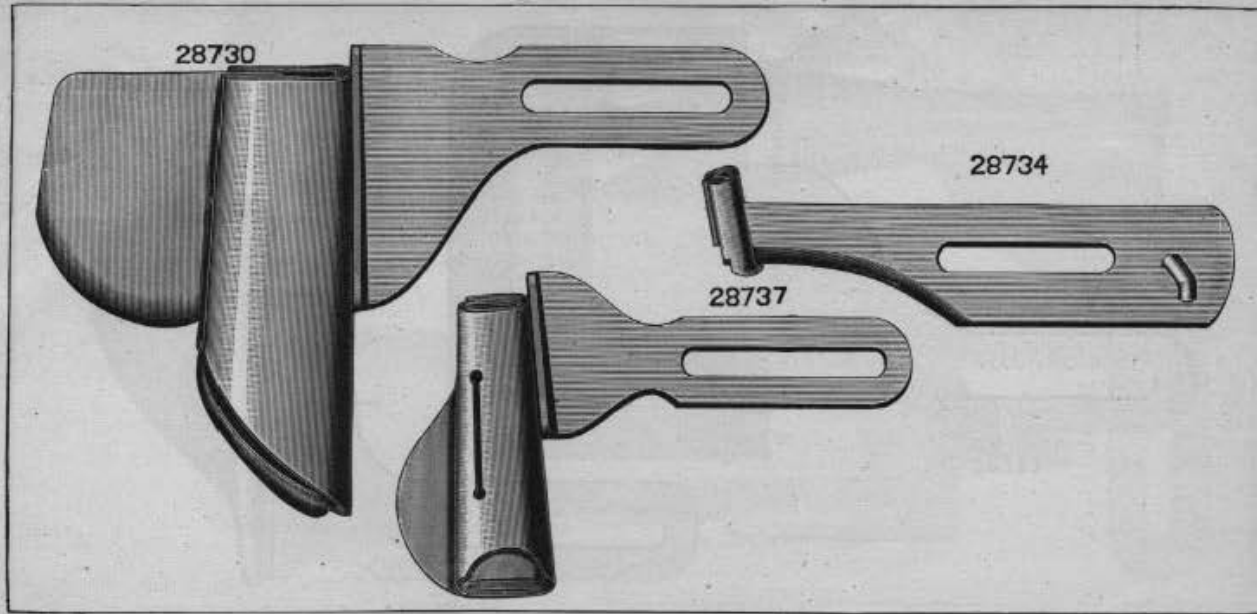


PLATE 2615—FULL SIZE

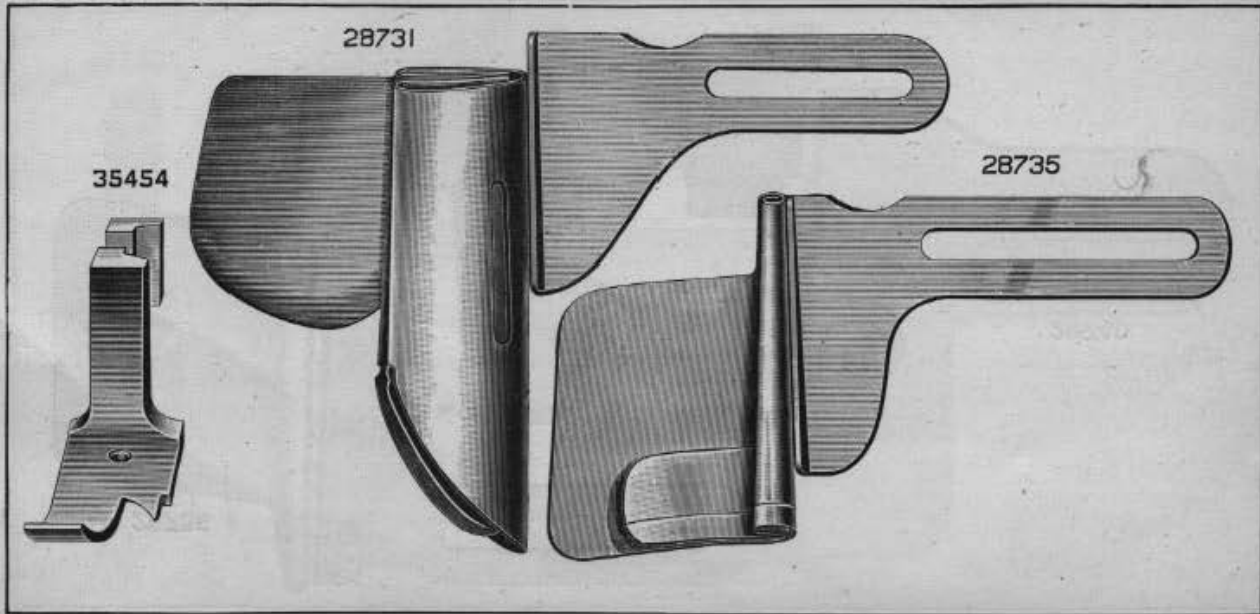
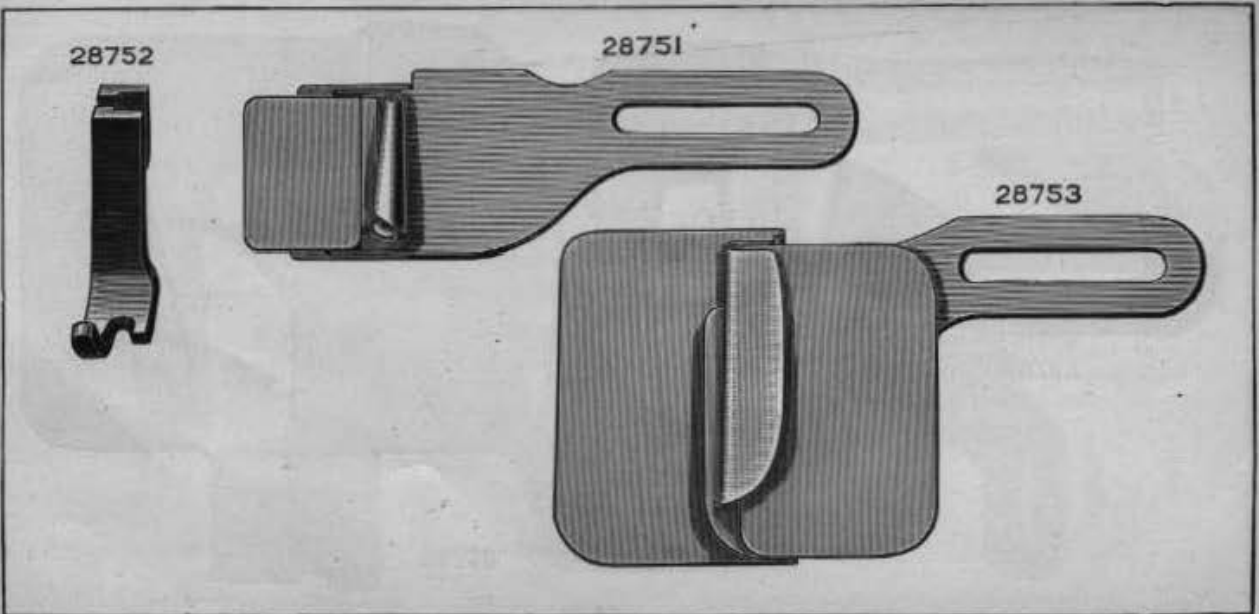



PLATE 2616—FULL SIZE








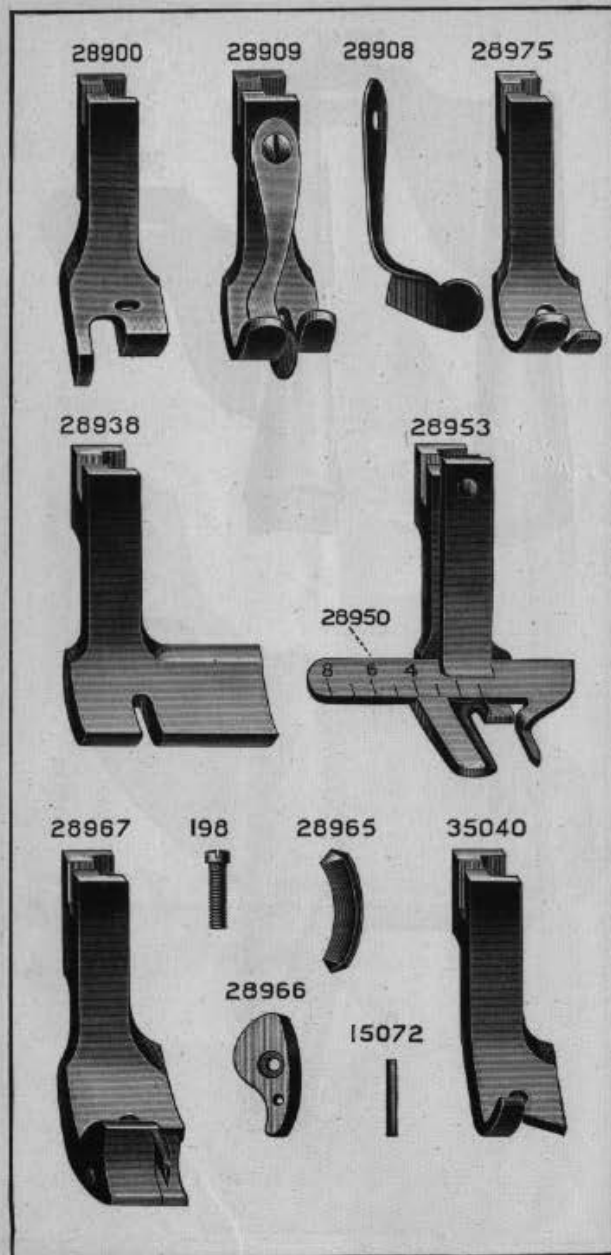


PLATE 2620—FULL SIZE

PLATE 2648—ONE-HALF SIZE



PLATE 2658—FULL SIZE



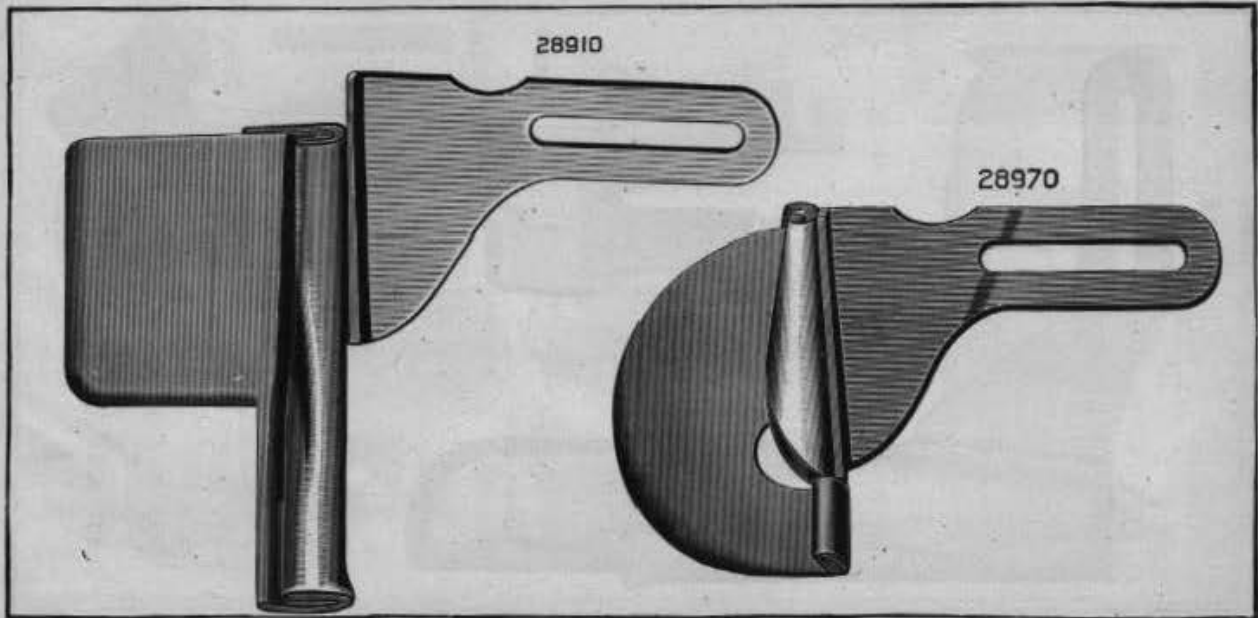


PLATE 2659—FULL SIZE



PLATE 2666—FULL SIZE

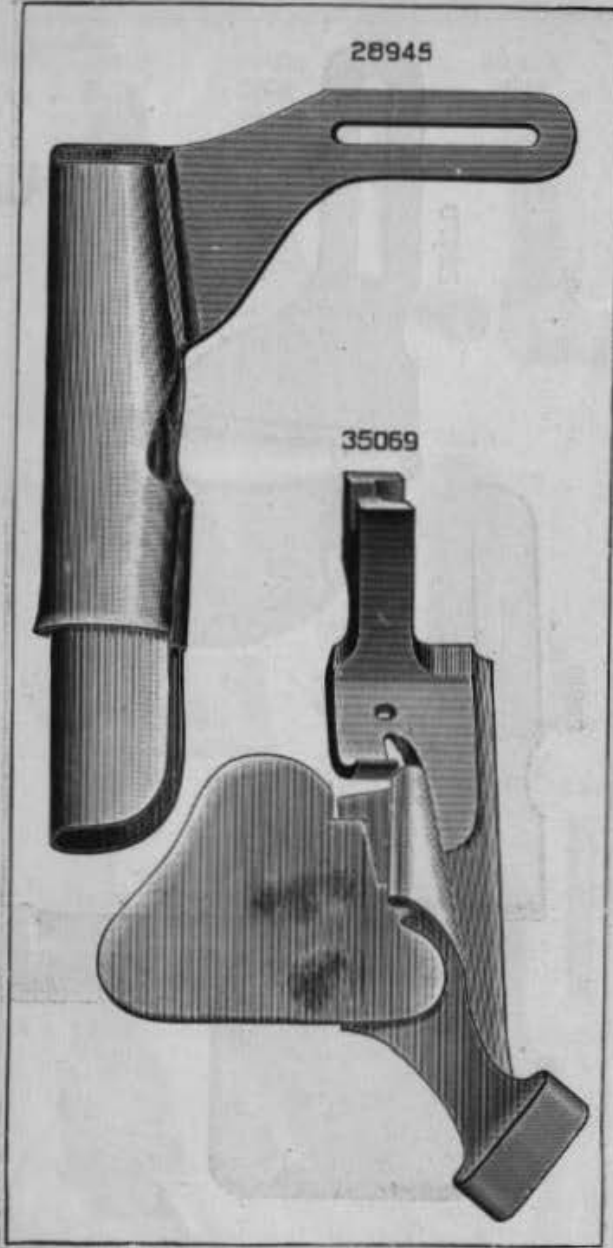




PLATE 2669—FULL SIZE







35026

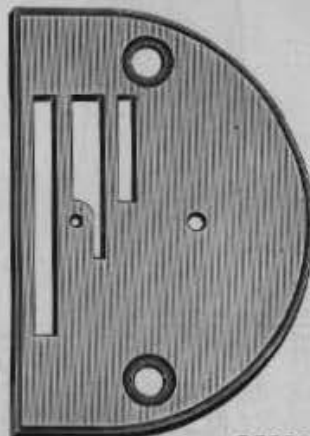
PLATE 2678—FULL SIZE

PLATE 2674—FULL SIZE

35027



35029



35028



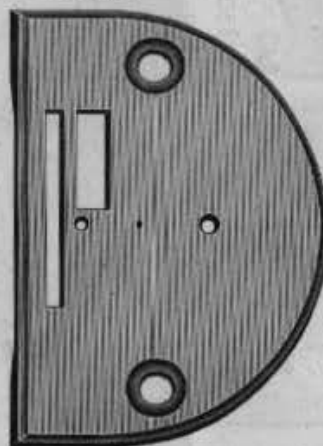
35232



35233



19475



19474



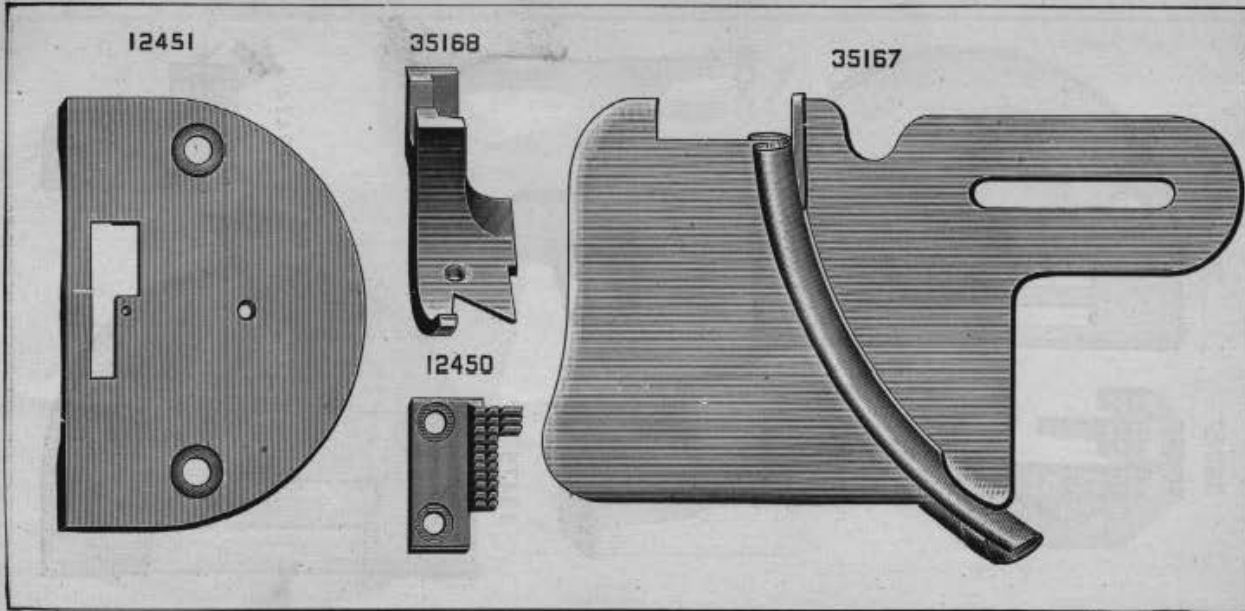


PLATE 2689—FULL SIZE

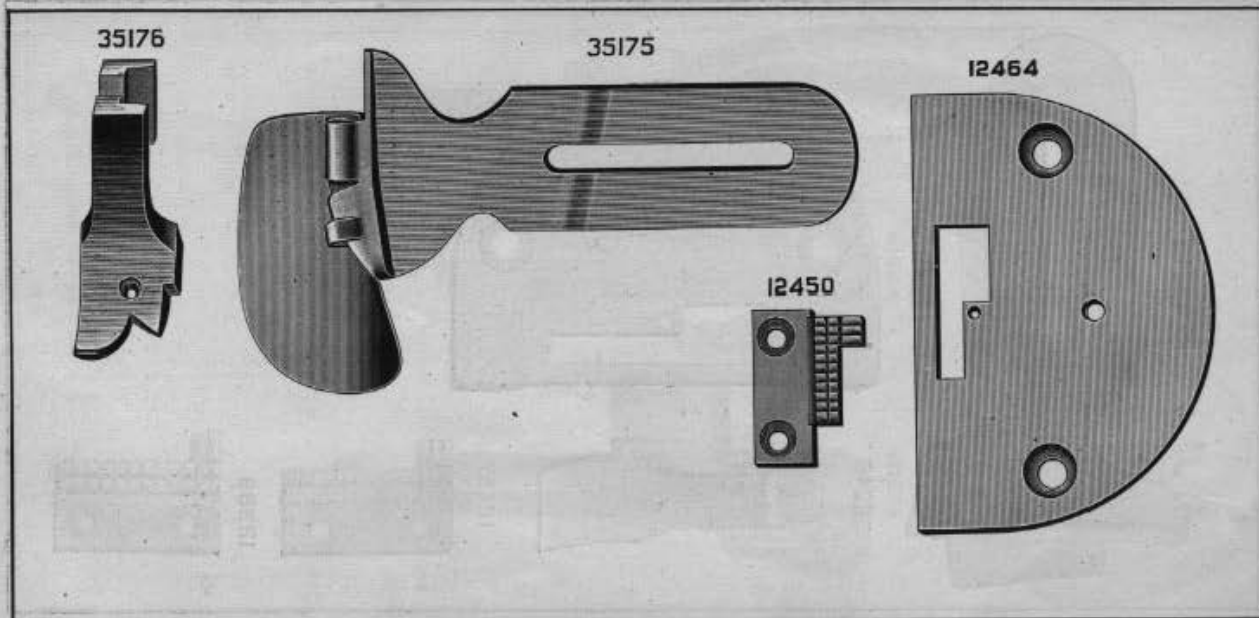


PLATE 2690—FULL SIZE



PLATE 2699—FULL SIZE




PLATE 2835—FULL SIZE

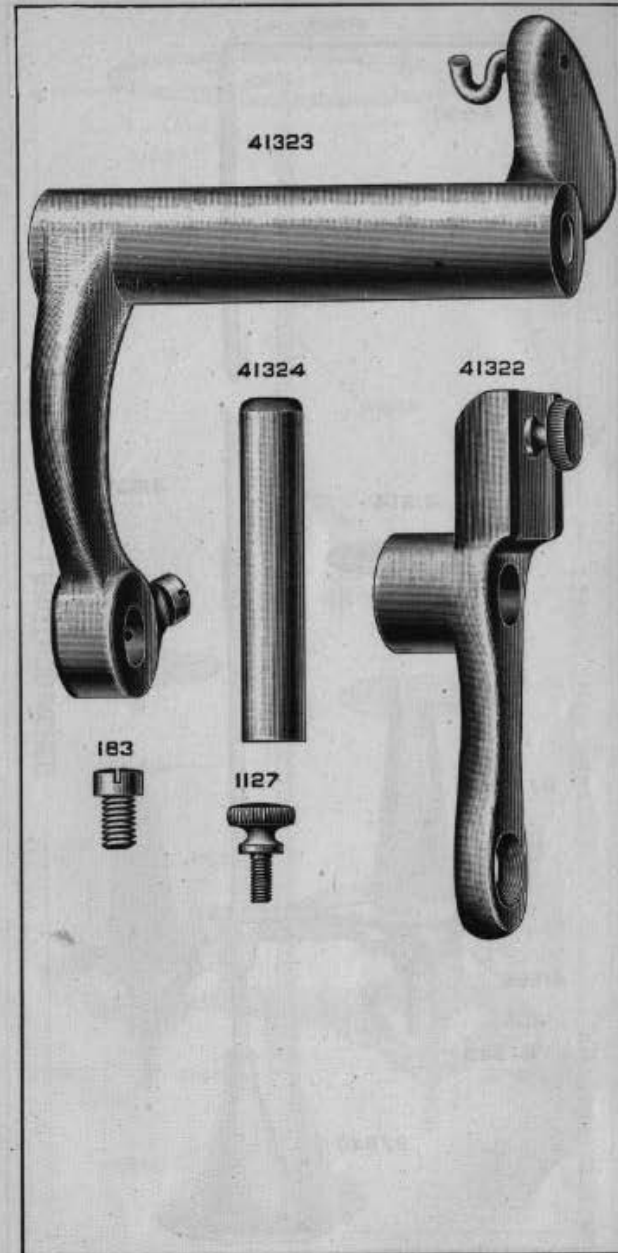


PLATE 2836—ONE-FOURTH SIZE




PLATE 2837—ONE-FOURTH SIZE






PLATE 3469—ONE-FOURTH SIZE

225436

225463


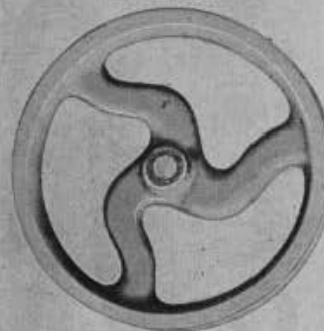


PLATE 3470—ONE-HALF SIZE

202473

225453



225452

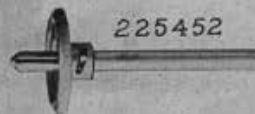



PLATE 3471-FULL SIZE



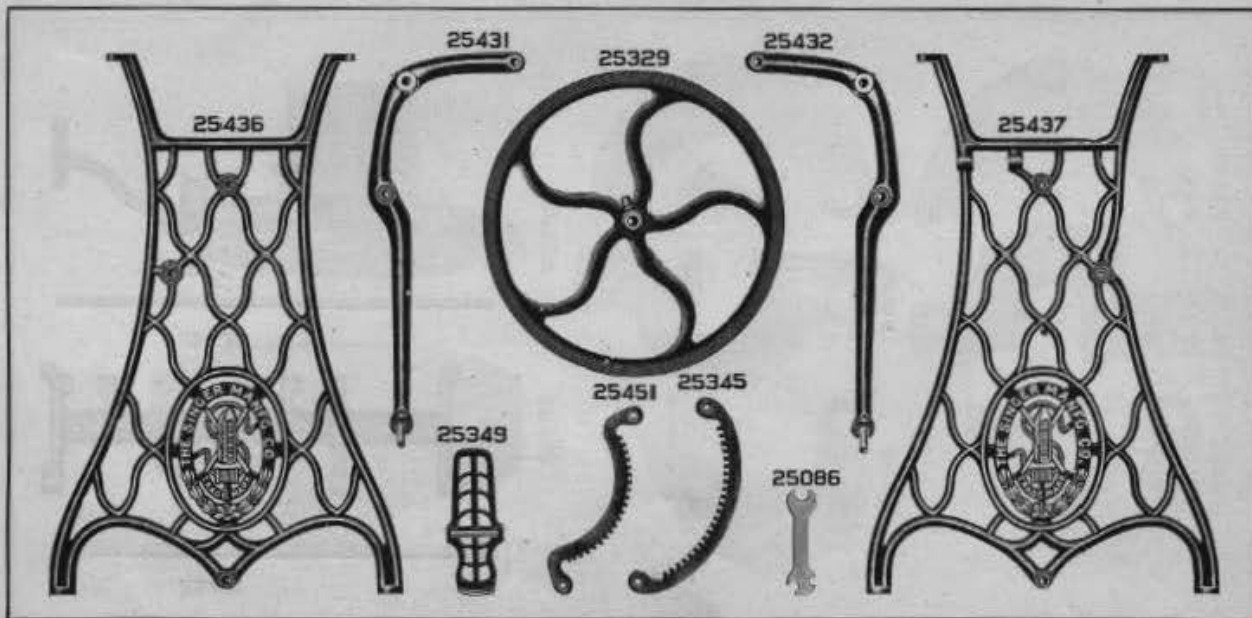


PLATE 3813—ONE-NINTH SIZE

PLATE 3814—ONE-NINTH SIZE

25421



25430



25438



25418





PLATE 3815—ONE-HALF SIZE

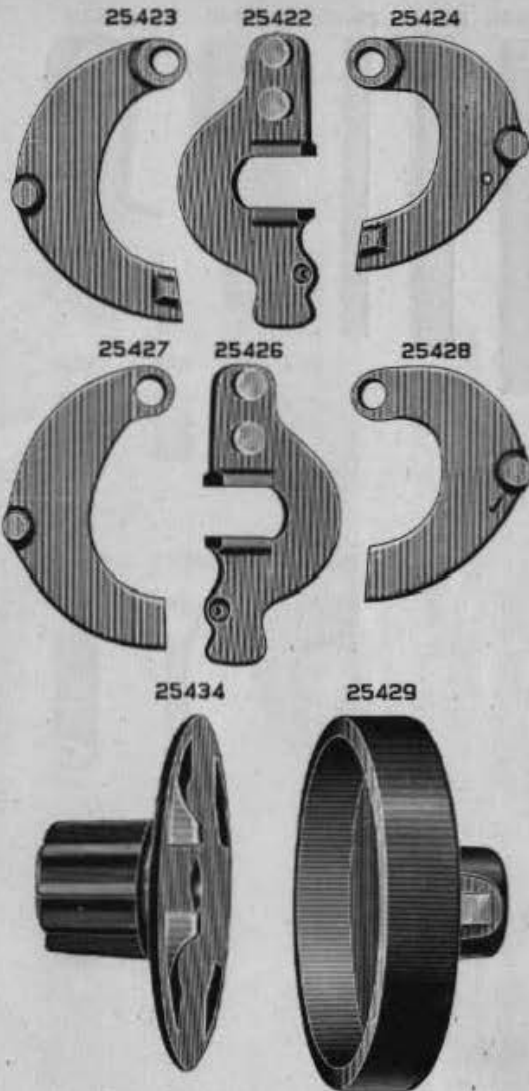




PLATE 3816—ONE-HALF SIZE





PLATE 3817—FULL SIZE



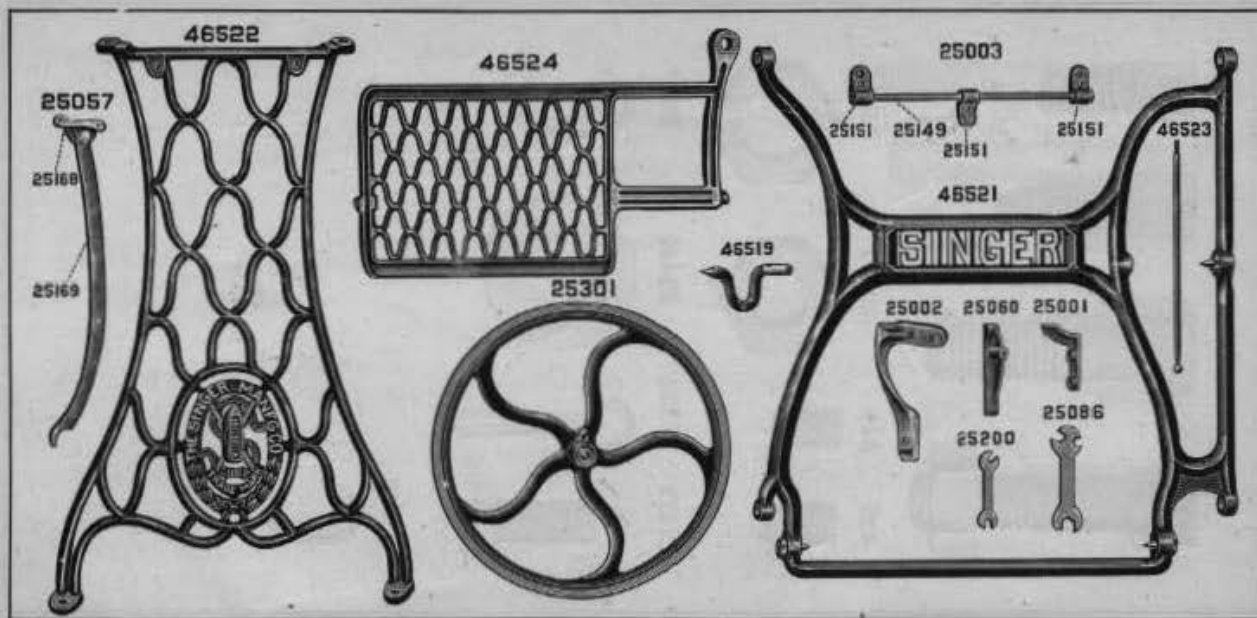



PLATE 3825—ONE-NINTH SIZE

PLATE 3826—FULL SIZE



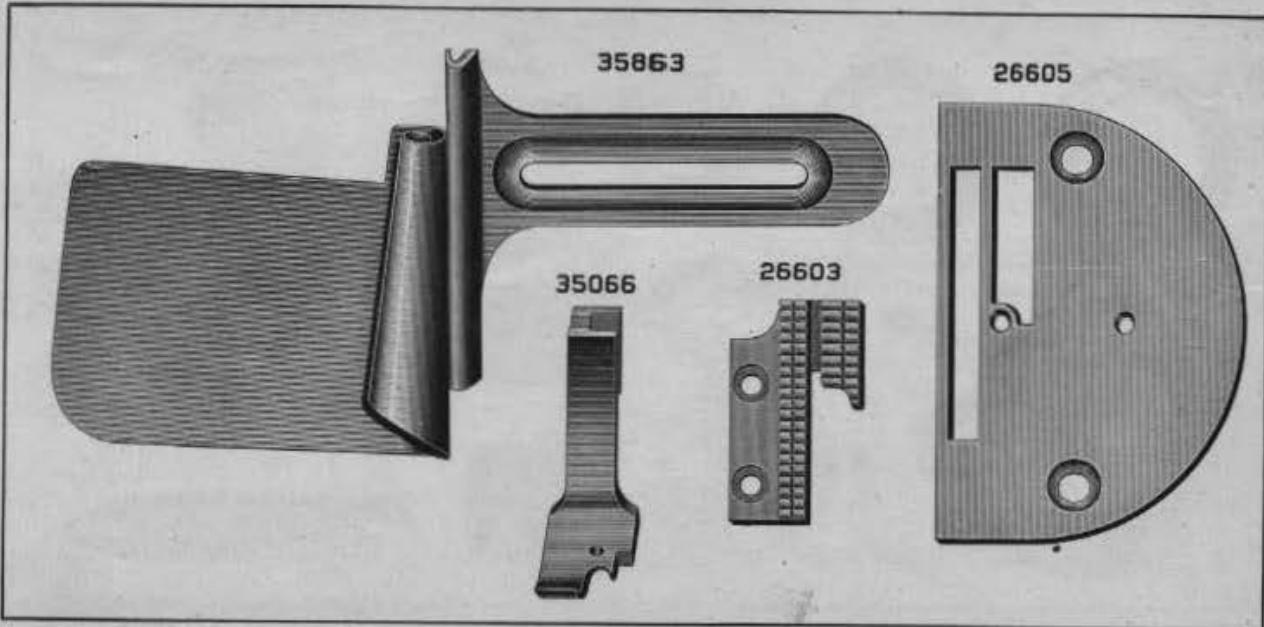




PLATE 5645—FULL SIZE






PLATE 5735—ONE-FOURTH SIZE.

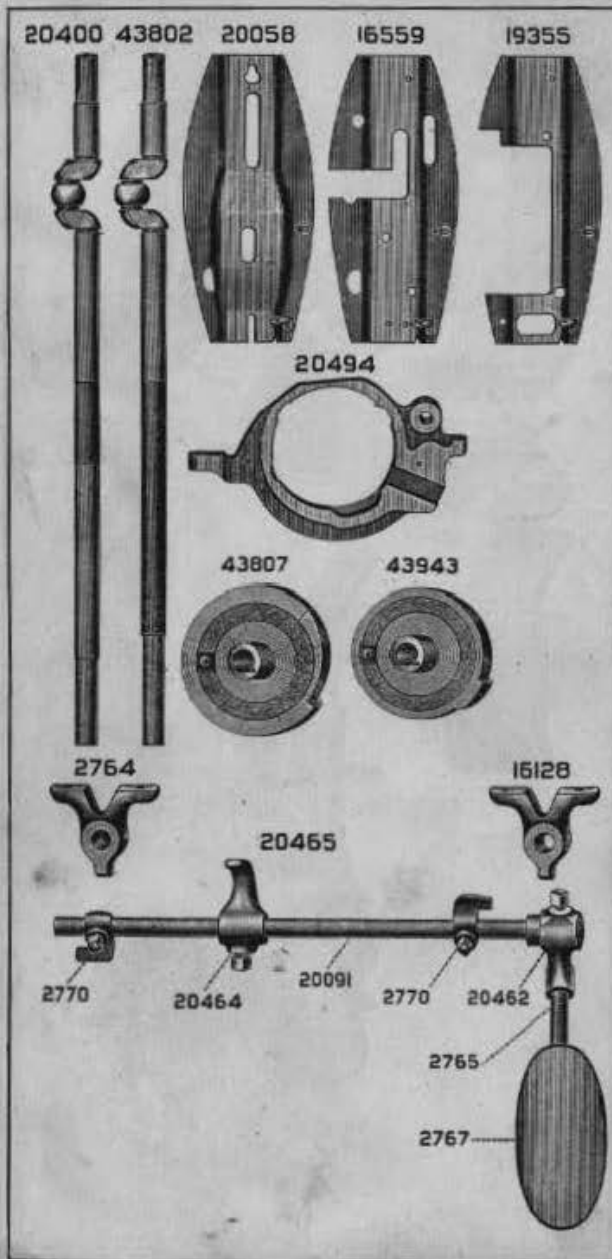


PLATE 5737—FULL SIZE




PLATE 5736—FULL SIZE




PLATE 5738—ONE-HALF SIZE

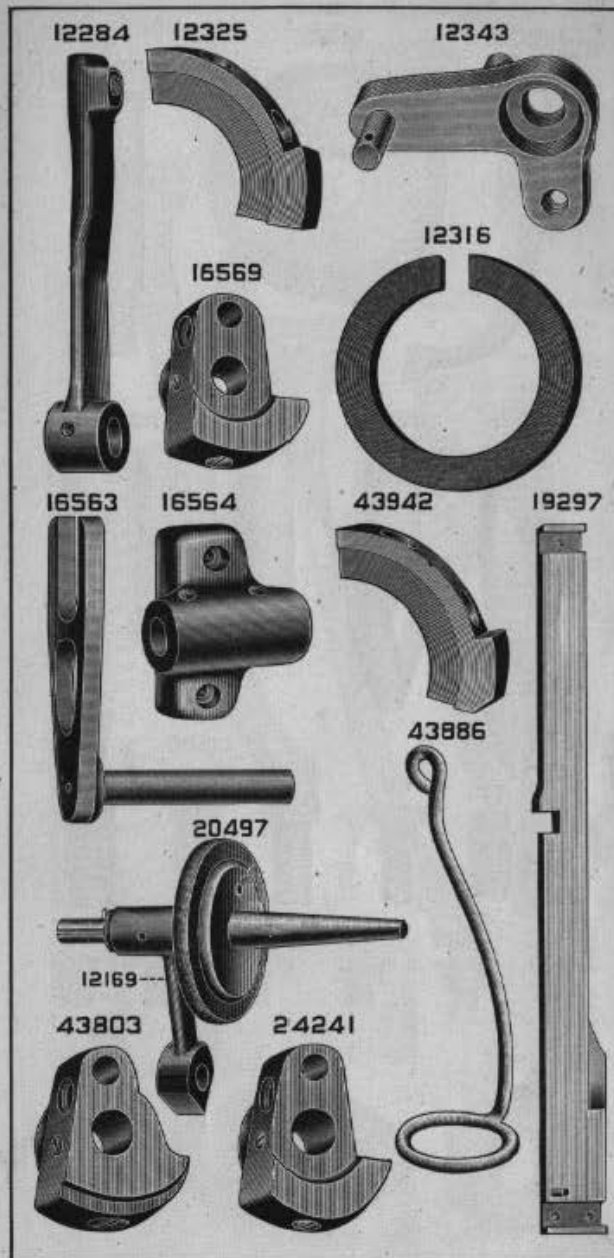




PLATE 5742—FULL SIZE




PLATE 5757—ONE-HALF SIZE

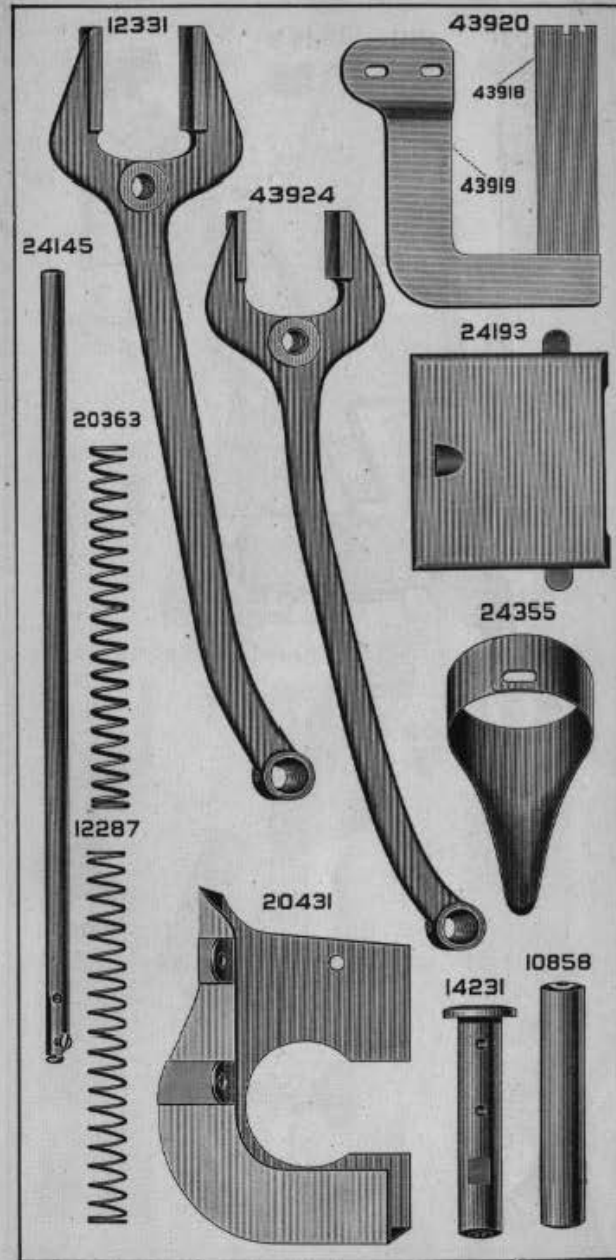


PLATE 5758—FULL SIZE

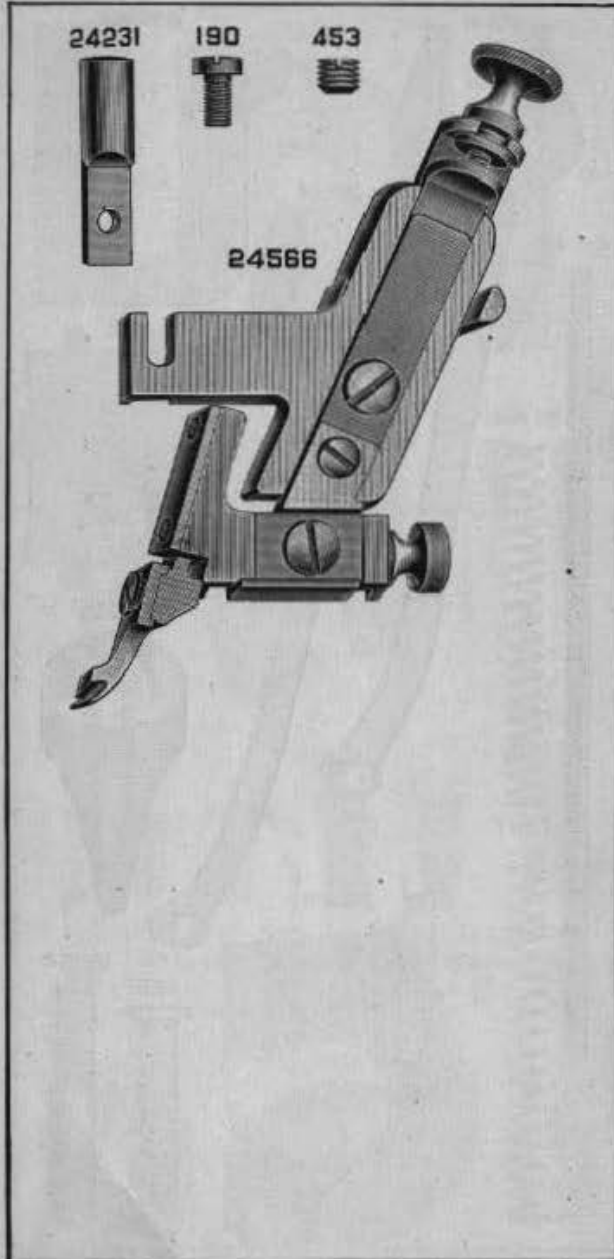
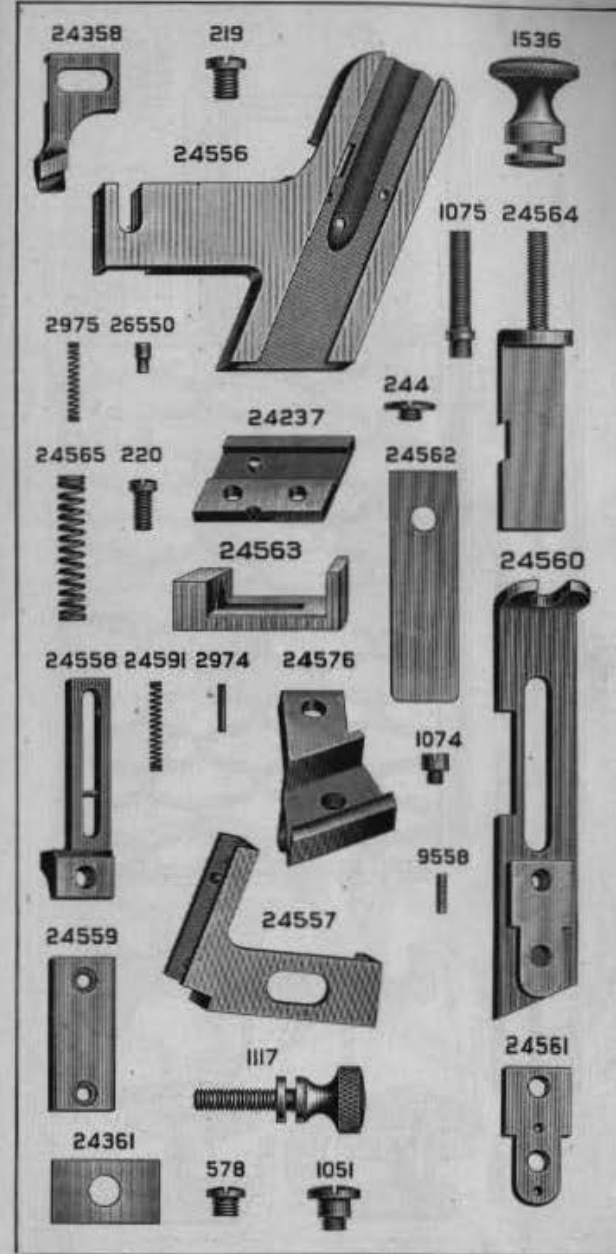


PLATE 5759—FULL SIZE



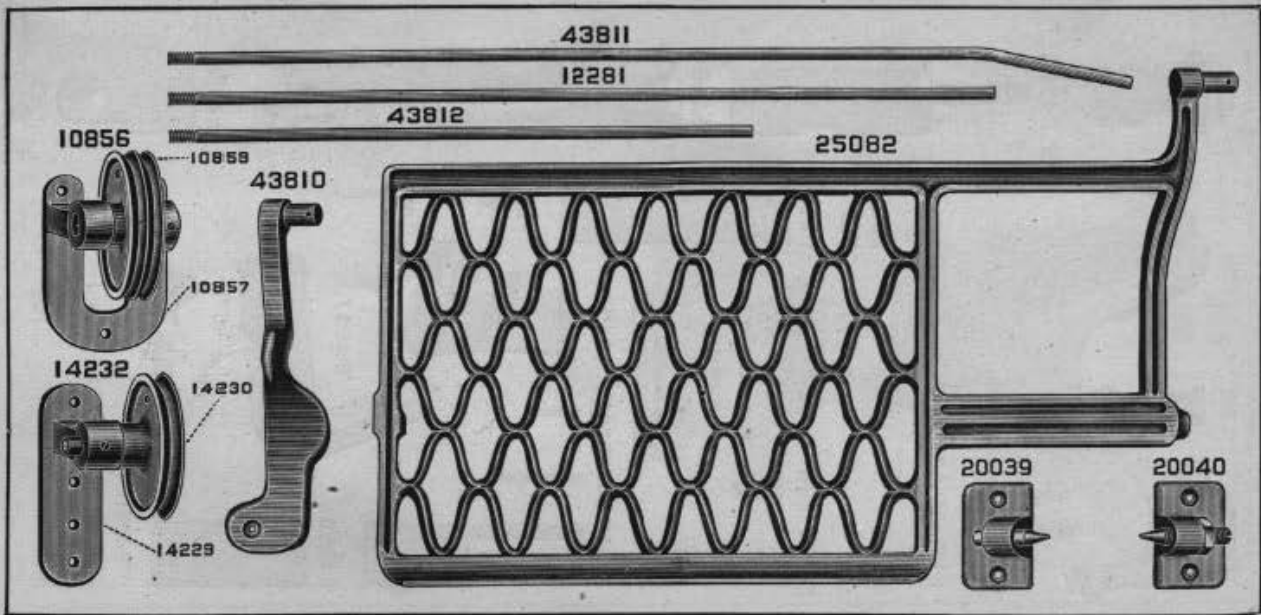


PLATE 5760—ONE-FOURTH SIZE



PLATE 5761—ONE-FOURTH SIZE



PLATE 5762—ONE-FOURTH SIZE

20467



PLATE 5763—ONE-FOURTH SIZE

43940





PLATE 5806—FULL SIZE








PLATE 5808—FULL SIZE



PLATE 5809—FULL SIZE






PLATE 5812—FULL SIZE




PLATE 5814—ONE-FOURTH SIZE




PLATE 5815—FULL SIZE




PLATE 5816—ONE-HALF SIZE



PLATE 5817—ONE-HALF SIZE




PLATE 5818—FULL SIZE






PLATE 5819—FULL SIZE




PLATE 5820—ONE-HALF SIZE




PLATE 5821—ONE-HALF SIZE




PLATE 5822—FULL SIZE






PLATE 5823—FULL SIZE




PLATE 5824—FULL SIZE




PLATE 5825—FULL SIZE





PLATE 5826—FULL SIZE



PLATE 5827—FULL SIZE

44142



44153



44024



44082



1472



44143




1302



PLATE 5828—FULL SIZE

43911



43909 62530 24446




43910



62577



44110



50071



43901





PLATE 5829—ONE-FOURTH SIZE

44094



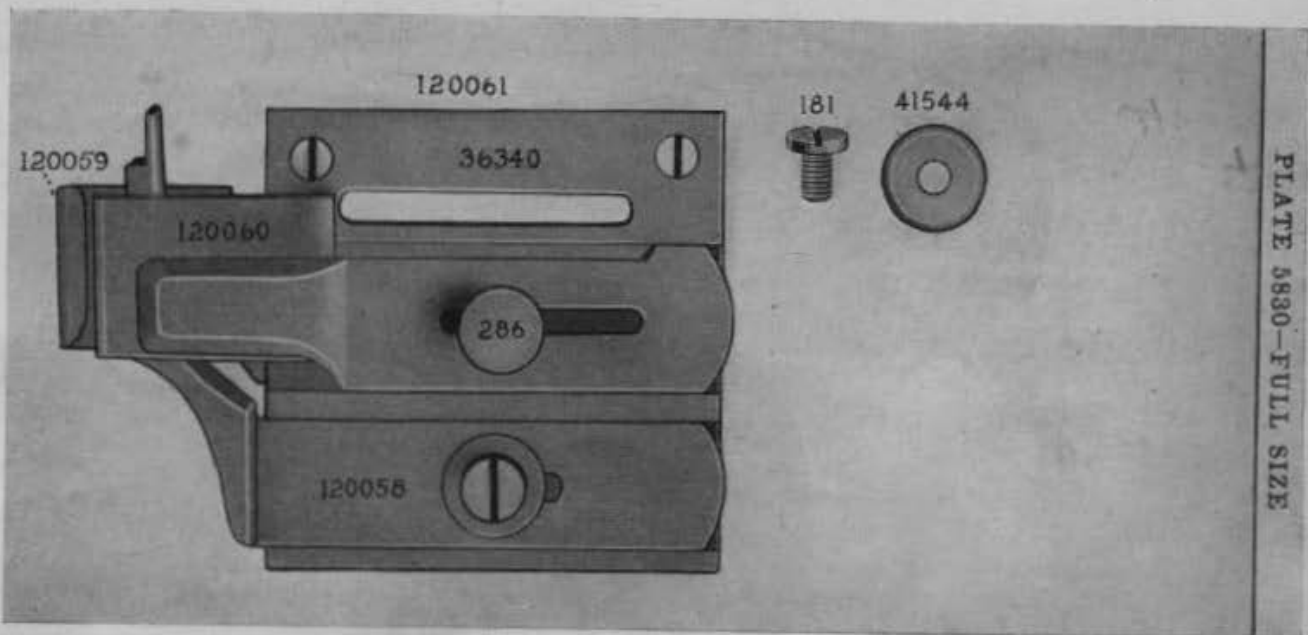






PLATE 5831-FULL SIZE


12372



12442



24572



19474




PLATE 5832-FULL SIZE

28769



26403



28626



28830



28672




26646



26643

35189



35190



PLATE 5833—ONE-HALF SIZE





PLATE 5834—ONE-HALF SIZE






PLATE 5836-FULL SIZE

PLATE 5838—FULL SIZE




PLATE 5841—ONE-HALF SIZE






PLATE 5842—FULL SIZE




PLATE 5843—FULL SIZE






PLATE 5844—ONE-FOURTH SIZE

41929



67177



67086

9079

67176


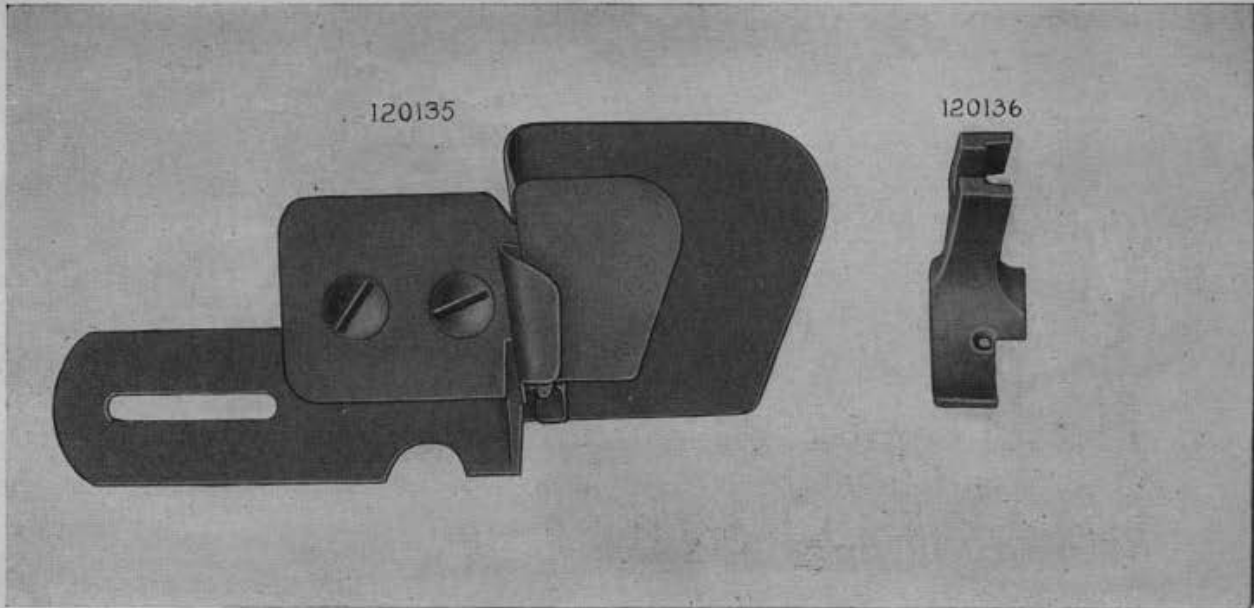
44212



PLATE 5845—ONE-HALF SIZE

120191





120197





PLATE 6848—FULL SIZE

PLATE 5849—FULL SIZE

62533



62532





PLATE 6119—ONE-HALF SIZE




PLATE 6120—ONE-HALF SIZE

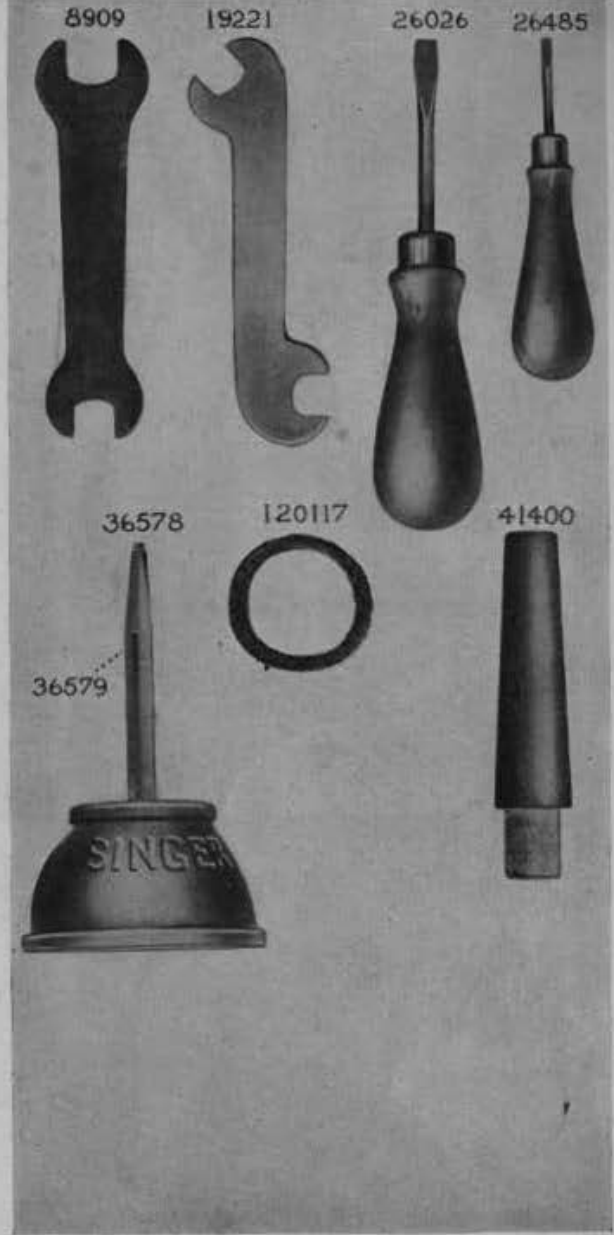


PLATE 6142—ONE-EIGHTH SIZE

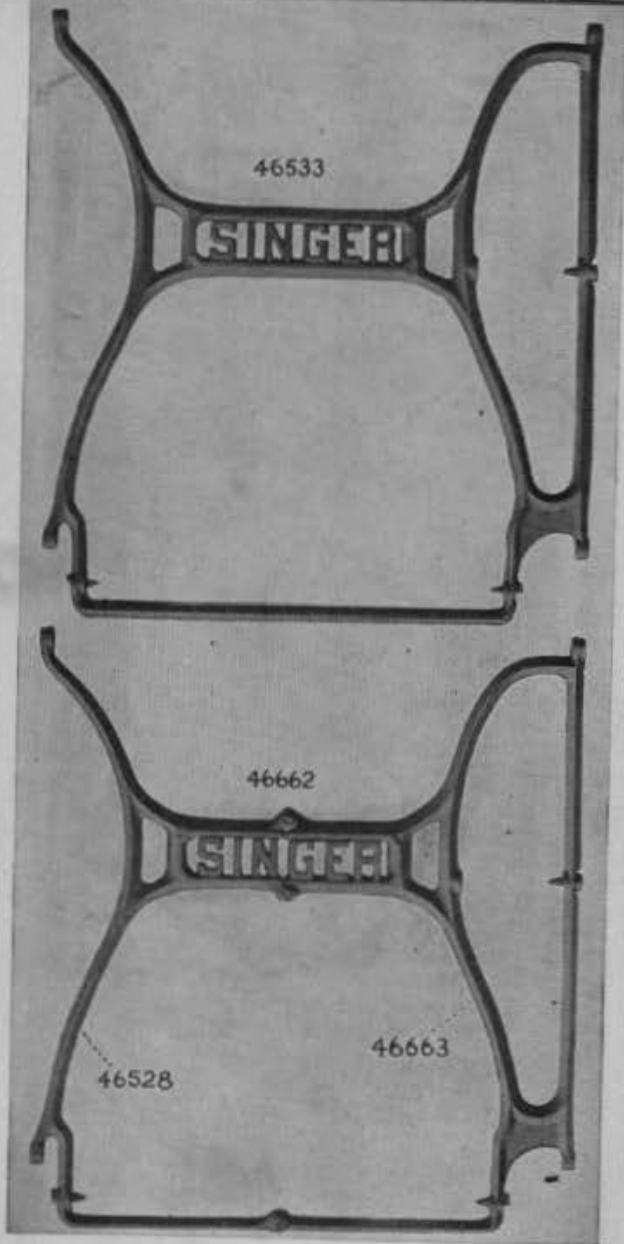


PLATE 6252—FULL SIZE




PLATE 6255-FULL SIZE

27681



11833



27660



27682






PLATE 7791 - FULL SIZE