

# 2020

Product Catalog



**Lee Spring**<sup>®</sup>  
Stock and Custom Springs



ISO 9001:2015  
Registered

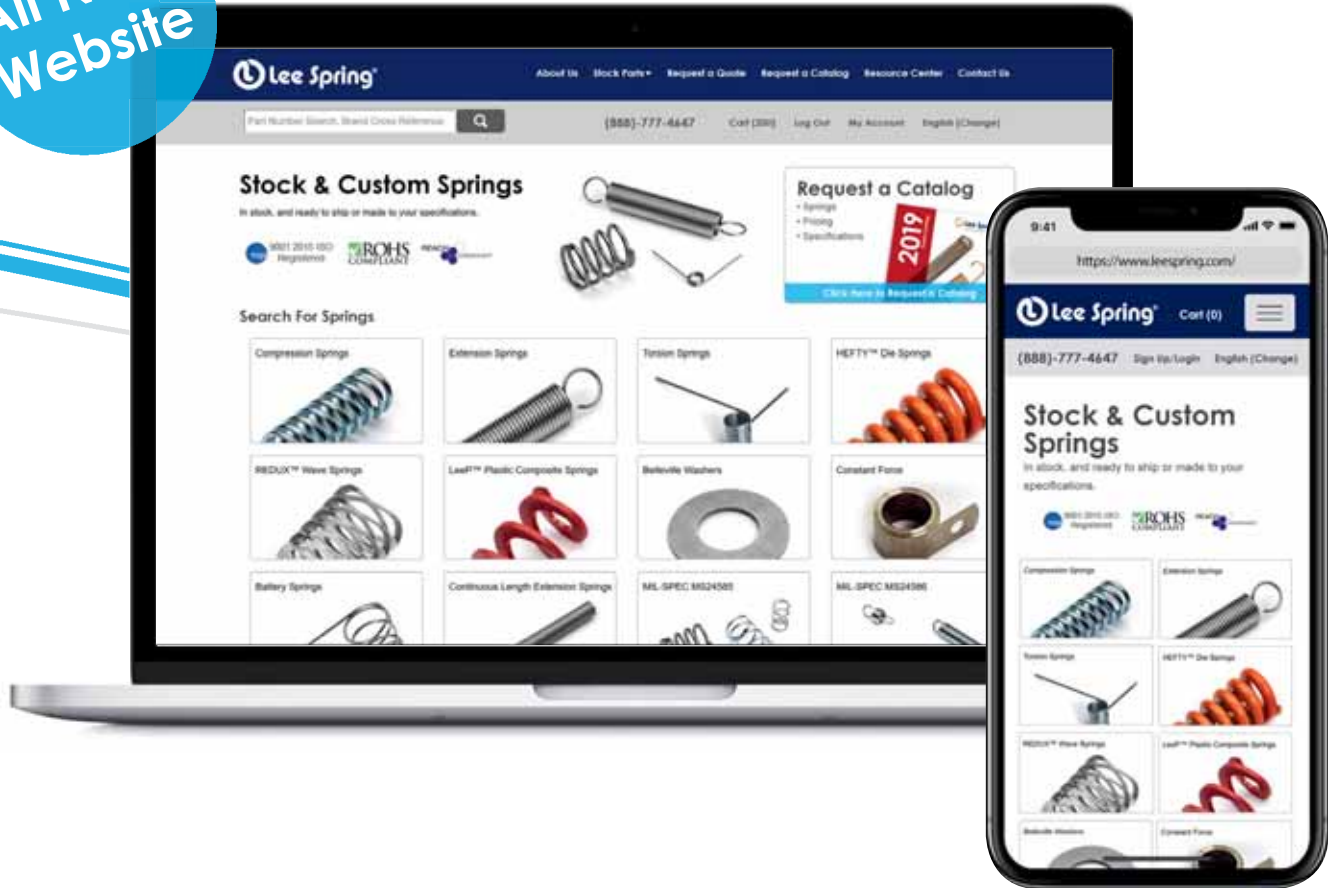
ROHS  
COMPLIANT

REACH  
COMPLIANT

**888-777-4647 (888-SPRINGS)**

Visit: [leespring.com](http://leespring.com) | Email: [sales@leespring.com](mailto:sales@leespring.com) | Fax: 888-426-6655

All New  
Website



# Find The Right Spring Fast!

- Express Checkout
- Easy Online Pricing Lookups
- Detailed Product Specifications for 25,000+ Springs
- Request Custom Quotes Online
- Save Time With Online CAD Downloads

# Why Choose Lee Spring?

## Selection

Lee Spring offers 25,000+ products in stock, plus custom capabilities to meet your specifications. From the Bantam™ Mini Series up to the HEFTY™ Die Series, Lee Spring stocks a spring that fits most applications. Not finding what you need in the stock line, Lee Spring can custom manufacture springs to meet your exact specifications.

## In Stock

Lee Spring stocks millions of springs all ready to ship today. An extensive inventory of Compression, Extension, Torsion, Belleville, MIL-SPEC and specialty springs are on hand.

## Global Flexibility

Lee Spring partners with your business to find solutions that meet your geographic requirements wherever your business takes you in the world. Lee Spring has locations located around the world ready to assist. Develop prototypes with a Lee Spring Engineer in one part of the world and reduce long-run shipping costs by producing parts close to where you need them in another part of the world. This level of global flexibility and selection is just another reason to work with Lee Spring on your next project.



## Custom Made to Your Specifications

Lee Spring offers extensive custom capabilities and engineering support from design through production. Lee Spring also offers an extensive selection of custom material and finish options.

## Experience and Support

Since 1918, Lee Spring has been manufacturing, engineering, and designing springs, formed metal parts and related products for a wide variety of industries. Lee Spring's extensive experience in spring design and mechanical engineering will complement your design team.

## More Value

Free Standard Ground Shipping on Stock Springs in the Continental United States on orders of \$40 or more.

Free Plating on all Music Wire Stock Springs.

Free Grinding on all Standard Stock Compression Springs.

Free Passivation on 302, 316 & 17-7 Stainless Steel Stock Springs.

Certificate of Compliance on all Stock Springs and Custom Springs.

Guaranteed RoHS Compliance on all Stock Springs.

# TABLE OF CONTENTS

## INTRODUCTION

Guide to Lee Spring Part Numbers .....	4
Specifications/Engineering Information .....	5
Metric Conversion Table .....	5
Conditions of Sale .....	5

## SPRING KITS

<b>Spring Kits</b> Compression Series, Extension Series, Instrument Series .....	6
---	---

## COMPRESSION SPRINGS

<b>Bantam™ Mini Series</b> <b>INCH &amp; METRIC</b> Free Length: .039"-.625" • Ends Not Ground .....	7
<b>Instrument Series</b> <b>INCH &amp; METRIC</b> Free Length: .039"– 2.087" • Ends Square, Not Ground .....	15
<b>Lite Pressure™ Series</b> Free Length: .313"– 6" • Ends Square, Not Ground .....	35
<b>Standard Series</b> <b>INCH &amp; METRIC</b> Free Length: .173"– 11.417" • Squared and Ground Ends .....	61
<b>Heavy Duty Series</b> Free Length: .875"– 6" • Squared and Ground Ends .....	151
<b>High Pressure Series</b> Free Length: .250"– 4" • Squared and Ground Ends .....	159
<b>DIN-Plus Series</b> .....	169
DIN2098 Part 2: Stainless Steel Grade EN 10270-3-1.4310-NS • Free Length: .039" – 2.063" • Ends Square, Not Ground	
DIN2098 Part 1: Spring Steel Grade EN 10270-1-SH • Free Length: .173" – 39.961" • Squared and Ground Ends	

## HEFTY™ DIE SPRINGS

<b>HEFTY™ Die Springs</b> Fit in Hole: .375" - 2" • Free Length: 1" - 12" .....	185
--	-----

## REDUX™ WAVE SPRINGS

<b>REDUX™ Wave Springs</b> <b>INCH &amp; METRIC</b> Outside Diameter: .210"– 1.707" • Free Height: .060" – 2" .....	207
--	-----

## BELLEVILLE WASHERS

<b>Belleville Washers</b> Outside Diameter: .188"– 3.75" • Free Height: .014" – .281" .....	225
--	-----

## EXTENSION SPRINGS

<b>Instrument Series</b> <b>INCH &amp; METRIC</b> Outside Diameter: .063" – .157" • Free Length: .250" – 1.181" .....	235
<b>Standard Series</b> <b>INCH &amp; METRIC</b> Outside Diameter: .098" – 2" • Free Length: .311" – 11.417" .....	243



**TORSION SPRINGS**

**Torsion Springs** **INCH & METRIC**  
 Outside Diameter: .103" – 2.141" • Work Over Rod: .059" – 1.656" ..... 285

**SPECIALTY SPRINGS**

**LeeP™ Plastic Composite Series**  
 Free Length: .375" – 1.25" • Available in 5 Color-Coded Strengths ..... 311

**Constant Force Springs**  
 Load Range: .23 lbs – 16.5 lbs • Material Widths: .25" – 1.25" ..... 315

**Battery Springs**  
 AAA, AA, C and D Battery Sizes • Various Mount Types ..... 319

**Continuous Length Extension**  
 12", 24" and 36" Lengths ..... 323

**MIL SPEC MS24585 (Compression Springs)**  
 Free Length: .250" – 1.5" • Square and Ground Ends ..... 329

**MIL SPEC MS24586 (Extension Springs)**  
 Outside Diameter: .120" – 1" • Free Length: 1" – 5" ..... 341

**Drawbar Springs** ..... 349

**CUSTOM SPRINGS, WIREFORMS AND FORMED METAL PARTS**

**Capabilities** ..... 355

**Custom Quote Forms** ..... 356

**ADDITIONAL INFORMATION**

**Glossary of Spring Terminology** ..... 382

**Regulatory Compliance and Certification (RoHS, DFARS, Traceability, MIL SPEC)** ..... 383

**Locations** ..... 385

**How to Order** ..... 386

**Stock Spring Pricing** ..... Inside Back Cover

**HOW TO ORDER**

- Visit [leespring.com](http://leespring.com)
- Call us at 888-777-4647 (888-SPRINGS)
- Fax to 888-426-6655
- Email [sales@leespring.com](mailto:sales@leespring.com) with Purchase Orders, Quote Request, or any Questions

**EASY PAYMENT METHODS**

- Lee Spring Accounts – OR –
- Credit/Debit Cards



**DELIVERY**

Free Standard Ground Shipping on all stock spring orders of \$40 or more in the Continental United States.  
 Expedited shipping options available.

**ADDED VALUE WITH EVERY ORDER**

- FREE Grinding on all Standard Stock Springs
- FREE Passivation on 302, 316, & 17-7 Stainless Steel Stock Springs
- FREE CAD Downloads at [leespring.com](http://leespring.com) and more...

Compression Springs



HEFTY™ Springs



REDUX™ Wave Springs



Belleville Washers



Extension Springs



Torsion Springs



Specialty Springs



Custom Springs



## COMPRESSION SPRINGS

Pg. 7

BANTAM™ MINI SERIES (Inch)  
 BANTAM™ MINI SERIES (Metric)  
 INSTRUMENT SERIES (Inch)  
 INSTRUMENT SERIES (Metric)  
 LITE PRESSURE™ SERIES (Inch)  
 STANDARD SERIES (Inch)  
 STANDARD SERIES (Metric)  
 HEAVY DUTY SERIES (Inch)  
 HIGH PRESSURE SERIES (Inch)  
 DIN-PLUS SERIES PART 2 (Metric)  
 DIN-PLUS SERIES PART 1 (Metric)

**Series**  
 CB  
 CBM  
 CI  
 CIM  
 LP  
 LC  
 LCM  
 LHC  
 LHP  
 CID  
 LCD

SERIES — **CI 006 A 01 M** — MATERIAL CODE  
 WIRE DIAMETER CODE — **006**  
 OUTSIDE DIAMETER CODE — **A** — FREE LENGTH CODE  
 Groups Springs with Same Outside Diameter (O.D.)  
 From Shortest to Longest within Series

## HEFTY™ DIE SPRINGS

Pg. 185

MEDIUM LOAD SERIES  
 MEDIUM LOAD PLUS SERIES  
 MEDIUM HEAVY SERIES  
 HEAVY LOAD SERIES  
 EXTRA HEAVY LOAD SERIES

**Load**  
 A  
 AB  
 B  
 C  
 D

HEFTY™ DIE SPRING — **LHL 375 A 01**  
 HOLE DIAMETER CODE — **375**  
 LOAD CODE — **A** — FREE LENGTH CODE  
 From Shortest to Longest within Series

## REDUX™ WAVE SPRINGS

Pg. 207

REDUX SERIES (Inch)  
 REDUX SERIES (Metric)

**Series**  
 LW  
 LWM

WAVE SPRING — **LW 038 04 0150 S** — STAINLESS STEEL  
 Type 17-7 PH  
 HOLE DIAMETER CODE — **038**  
 NOMINAL LOAD CODE — **04** — FREE HEIGHT CODE  
**0150**

## BELLEVILLE WASHERS

Pg. 225

**093-005-188**  
 INSIDE DIAMETER CODE — **093**  
 MATERIAL THICKNESS CODE — **005** — OUTSIDE DIAMETER CODE  
**188**

## EXTENSION SPRINGS

Pg. 235

INSTRUMENT SERIES (Inch)  
 INSTRUMENT SERIES (Metric)  
 STANDARD SERIES (Inch)  
 STANDARD SERIES (Metric)

**Series**  
 EI  
 EIM  
 LE  
 LEM

SERIES — **LE 014 A 01 M** — MATERIAL CODE  
 WIRE DIAMETER CODE — **014**  
 OUTSIDE DIAMETER CODE — **A** — FREE LENGTH CODE  
 Groups Springs with Same Outside Diameter (O.D.)  
 From Shortest to Longest within Series

## TORSION SPRINGS

Pg. 285

TORSION SERIES (Inch, Left Wind)  
 TORSION SERIES (Inch, Right Wind)  
 TORSION SERIES (Metric, Left Wind)  
 TORSION SERIES (Metric, Right Wind)

**Wind**  
 LTL  
 LTR  
 LTML  
 LTMR

SERIES — **LT L 012 A 01 M** — MATERIAL CODE  
 DIRECTION OF WIND — **L**  
 L = Left Wind, R = Right Wind  
 WIRE DIAMETER CODE — **012**  
 SERIES NUMBER — **A** — SERIES CODE  
**01 M**

## LEEP™ PLASTIC COMPOSITE SPRINGS

Pg. 311

LEEP™ SPRING — **LL 038 050 U10G**  
 HOLE DIAMETER CODE — **038**  
 FREE LENGTH CODE — **050** — MATERIAL CODE  
**U10G**

## CONSTANT FORCE SPRINGS

Pg. 315

CONSTANT FORCE SPRING — **LCF 025 06 050 S** — STAINLESS STEEL  
 Type 301 High Yield  
 LIFE CYCLES (100's) CODE — **025**  
 THICKNESS CODE — **06** — WIDTH CODE  
**050 S**

## BATTERY SPRINGS

Pg. 319

NICKEL-COATED MUSIC WIRE  
 SILVER-COATED BERYLLIUM COPPER

**Series**  
 LB  
 LBC

SERIES — **LB 024 B 01 AA** — BATTERY SIZE CODE  
 WIRE DIAMETER CODE — **024**  
 BATTERY SPRING MOUNT TYPE CODE — **B** — SERIES NUMBER  
**01 AA**

## CONTINUOUS LENGTH EXTENSION SPRINGS

Pg. 323

CONTINUOUS LENGTH EXTENSION SPRINGS — **LEC 014 A 12** — FREE LENGTH CODE  
 (12", 24" or 36")  
 WIRE DIAMETER CODE — **014**  
 OUTSIDE DIAMETER CODE — **A**  
 Groups springs with the Same Outside Diameter (OD)

MATERIAL CODE: M = Music Wire S = Type 302\* Stainless S316 = Type 316 Stainless E = Elgiloy® or equivalent cobalt alloy  
 \*Type 302 may be substituted with Type 304 at Lee Spring's discretion. S = Type 17-7 PH for LW, LWM & LHP Series

## MATERIAL – METAL ALLOYS

- Music Wire per ASTM A228, DIN 17223, BS 5216, EN 10270-1, IS 4454-1, or JIS-G-3522
- Stainless Steel Type 301/302/304 OR Type 316 PER ASTM A313, A666, AMS A5906, DIN 17224, BS 2056, EN 10270-3, IS 4454-4, or JIS-G-4314, 4305
- Type 17-7PH per AMS 5678, AMS 5529, ASTM A313, JIS-G-4314; or JIS-G-4303
- Oil Tempered MB or Chrome Silicon per ASTM A229, A401, DIN 17223, BS 2803, IS 4454-2, or EN10270-2
- Elgiloy per AMS 5833 (Chemical Only) or equivalent cobalt alloy at Lee Spring's discretion
- Beryllium Copper per ASTM B197
- Material specification may vary or be subject to change
- Wire size is approximate and may be substituted at Lee Spring's discretion to meet other design specifications

## STRESS RELIEF

All springs are stress relieved to remove coiling strains.

## FINISH

All Lee Music Wire and Oil Tempered Standard and Heavy Duty Stock Springs are furnished zinc plated in accordance with specification ASTM B633 Class Fe/Zn 5 Type III (.0002" thick with clear chromate) and baked for hydrogen embrittlement relief.

All Lee Music Wire Instrument Compression, Extension and Torsion Springs are furnished zinc plated or based on using pre-coated tin or pre-coated zinc wire at Lee Spring's discretion without supplemental zinc plating.

Lee Spring Stock Springs with the exception of Cadmium Plated MIL-SPEC Springs, are manufactured RoHS compliant and do not use Cadmium, Lead, Mercury, Hexavalent Chromium, Polybrominated biphenyl (PBB) or Polybrominated Diphenyl Ether (PBDE) in plating or any other processes.

Lee Spring products are exempt from the OSHA Hazardous Communication Standard.

All Lee Spring 302 Stainless Steel Standard, Heavy Duty and Instrument Stock Springs are furnished passivated in accordance with specification ASTM A967 (supersedes QQ-P-35). Additionally, Lee Spring 316 Stainless Steel Stock Springs are passivated plus ultrasonically cleaned.

## DIRECTION OF WIND

Left or Right (Lee Spring option)

## ENDS– COMPRESSION SPRINGS

**Standard, Heavy Duty, High Pressure Series, and DIN-PLUS Part 1**

- Squared and ground (squareness within 3°).
- **Bantam Mini, Instrument, Lite Pressure Series, and DIN-PLUS Part 2**
- Squared, Not Ground

## ENDS– EXTENSION SPRINGS

**Instrument and Standard Series**

- Loops are full diameter at random position, except those noted to meet DIN 2097.
- Loop openings of approximately one wire diameter

### TOLERANCES\* COMPRESSION DIAMETERS

.025" to .039" O.D. ± .002"	0.64mm to 0.99mm ± .05mm
.040" to .118" O.D. ± .003"	1.02mm to 3.00mm ± .08mm
.120" to .250" O.D. + .003" - .005"	3.05mm to 6.10mm + .08mm - .13mm
.251" to .299" O.D. ± .005"	6.38mm to 7.59mm ± .13mm
.300" to .500" O.D. ± .008"	7.62mm to 12.70mm ± .20mm
.501" to .850" O.D. ± .015"	12.73mm to 21.59mm ± .38mm
.851" to 1.125" O.D. ± .020"	21.62mm to 28.58mm ± .51mm
1.126" to 1.218" O.D. ± .025"	28.60mm to 30.94mm ± .64mm
1.250" to 1.460" O.D. ± .030"	31.75mm to 37.08mm ± .76mm
1.480" to 1.687" O.D. ± .040"	37.59mm to 42.85mm ± 1.02mm
1.937" to 2.000" O.D. ± .055"	49.20mm to 50.80mm ± 1.40mm
Spring rate: ± 10%	Solid height: + 5%, no lower limit

\*Except where noted to meet DIN 2098

O.D. table not applied to Lite Pressure, HEFTY Die, REDUX or MIL-SPEC

## NOTES

1. **COMPRESSION SPRINGS** — To find the load at any working length, when free length and rate are given, use the formula:  
 $P = R \times F$   
 where P is the load in lbs.; R is the rate in lbs. per inch; F is the deflection from free length.  
 Example: (Lee Stock Spring Catalog #LC 032C 08M) — Given a free length of .750" and a rate of 22 pounds per inch, find the load at .500" working length.  $P = 22 \times (.750 - .500) = 22 \times .250 = 5.5\text{lbs.}$
2. **EXTENSION SPRINGS** — To find the load at any working length, when the free length, rate and initial tension are given, use the formula:  
 $P = (R \times F) + I.T.$   
 where P is the load in lbs.; R is the rate in lbs. per inch; F is the deflection from free length; I.T. is the initial tension.  
 Example: (Lee Stock Spring Catalog #LE 031C 01M) — Given a free length of 1", a rate of 6.9 pounds per inch, and .7 pounds initial tension, find the load at 1.500".  
 $P = [6.9 \times (1.500 - 1.000)] + .7 = (6.9 \times .500) + .7 = 3.45 + .7 = 4.15\text{ lbs.}$

If you cannot find the Stock Spring you need in our print or on-line catalogs, use the Custom Spring Specifications Forms on pages 356-380, submit your specification at [www.leespring.com](http://www.leespring.com) or contact our Engineering Department at (888) 777-4647, prompt 3.

### METRIC CONVERSION TABLE FORCE

To convert:

Newtons to Kilograms	.....Multiply by 0.1020
Newtons to Pounds	.....Multiply by 0.2249
Kilograms to Newtons	.....Multiply by 9.8070
Kilograms to Pounds	.....Multiply by 2.2046
Pounds to Newtons	.....Multiply by 4.4480
Pounds to Kilograms	.....Multiply by 0.4536

### RATE

To convert:

KG/MM to LB/IN.	.....Multiply by 55.9980
KG/MM to N/MM	.....Multiply by 9.8070
LB/IN. to KG/MM	.....Multiply by 0.0179
LB/IN. to N/MM	.....Multiply by 0.1751
N/MM to KG/MM	.....Multiply by 0.1020
N/MM to LB/IN.	.....Multiply by 5.7099

### LENGTH

To convert:

Inches to Meters	.....Multiply by 0.0254
Millimeters to Meters	.....Multiply by 0.0010
Inches to Feet	.....Multiply by 0.0833
Millimeters to Feet	.....Multiply by 0.0033
Inches to Millimeters	.....Multiply by 25.4
Millimeters to Inches	.....Multiply by 0.0394

### TOLERANCES\* EXTENSION DIAMETERS

.063" to .098" O.D. ± .004"	1.60mm to 2.50mm ± .10mm
.109" to .299" O.D. ± .005"	2.77mm to 7.59mm ± .13mm
.300" to .500" O.D. ± .010"	7.62mm to 12.70mm ± .25mm
.501" to .850" O.D. ± .015"	12.73mm to 21.59mm ± .38mm
.851" to 1.125" O.D. ± .020"	21.62mm to 28.58mm ± .51mm
1.126" to 1.250" O.D. ± .030"	28.60mm to 31.75mm ± .76mm
1.251" to 1.500" O.D. ± .040"	31.78mm to 38.10mm ± 1.02mm
1.501" to 1.750" O.D. ± .050"	38.13mm to 44.45mm ± 1.27mm
1.751" to 2.000" O.D. ± .055"	44.48mm to 50.80mm ± 1.40mm
Spring rate: ± 10%	

\*Except where noted to meet DIN 2097 or MIL-SPEC

## Conditions of Sale

- **TERMS:** Net 30 days from date of invoice to all accredited customers. All purchases are subject to Lee Spring's Standard Terms and Conditions of Sale, as described below and in our invoice. No other terms and conditions apply to any purchase order. All prices are in U.S. Dollars. We accept American Express (Amex), Master Card (MC), and Visa.
- **CERTIFICATES OF COMPLIANCE:** Lee Spring will supply Certificates of Compliance at no charge with every order.
- **RAW MATERIAL CERTIFICATION:** Material Traceability (chemical and/or physical) Certifications are available only on Special Orders at an additional charge.
- **SHIPMENTS:** Free Standard Ground Shipping on Stock Springs within the continental United States.
- **SHORTAGES:** All claims for shortages must be filed within 15 days from customer's receipt of shipment.
- **RETURNS AND RESTOCKING:** All returns require a Return Material Authorization (RMA) number. Returns may incur restocking charges. Please call Lee Spring Customer Service toll free at 888 - 777- 4647 to obtain an RMA number prior to returning any merchandise.
- **PRICING:** All Prices are subject to change without notice. Prices are based on Lee Spring's standard packaging.
- **ORDER ACCEPTANCE:** Orders for 100 pieces or under will only be accepted with a delivery date less than 90 days from the purchase order date.

# SPECIALTY STOCK PARTS: SPRING KITS

Compression, Extension, Instrument

SPRING KITS



## COMPRESSION SPRING KITS

252 Springs - 126 Different Sizes

**KIT #200** Music Wire ..... \$145  
**KIT #201** Stainless Steel 302\* ..... \$201

	material	Finish	Wire range inChes	Free Length inChes	Outside diameter inChes	LOad CapaCity pOunds
<b>Kit #200</b>	Music Wire	Zinc Plated**	.016 - .072	.250 - 2.000	.120 - .720	1.50 - 30
<b>Kit #201</b>	Stainless Steel 302	Passivated	.016 - .072	.250 - 2.000	.120 - .720	1.25 - 25



## EXTENSION SPRING KITS

186 Springs - 93 Different Sizes

**KIT #300** Music Wire ..... \$244  
**KIT #301** Stainless Steel 302\* ..... \$290

	material	Finish	Wire range inChes	Free Length inChes	Outside diameter inChes	LOad CapaCity pOunds
<b>Kit #300</b>	Music Wire	Zinc Plated**	.007 - .075	.250 - 5.000	.063 - .750	.32 - 20.0
<b>Kit #301</b>	Stainless Steel 302	Passivated	.007 - .075	.250 - 5.000	.063 - .750	.25 - 17.2



## INSTRUMENT SPRING KIT

216 Springs - 108 Different Sizes

**KIT #100** Music Wire ..... \$111

	material	Finish	Wire range inChes	Free Length inChes	Outside diameter inChes	LOad CapaCity pOunds
<b>Kit #100</b>	Music Wire	Zinc Plated**	.006 - .026	.125 - 1.250	.057 - .360	.30 - 6.75

\*Note: Type 302 may be substituted with Type 304 at Lee Spring's discretion.  
 \*\*Note: Pre-coated tin or pre-coated zinc wire at Lee Spring's discretion without supplemental zinc plating.



# BANTAM™ Mini Compression Springs

*Miniature Compression Springs with Big Performance*

Bantam™ Mini Compression Springs are Lee Spring's unique line of miniature springs. These Stock products are offered in wire sizes .0040", .0045", .0050" and .0055". The Inch sizes (prefix CB) include selections to work inside hole diameters 1/32", 3/64" and 1/16" and in a range of free lengths from .050" up to .625". The Metric sizes (prefix CBM) include selections to work inside of hole diameters 1mm, 1.5mm and 1.8mm in a range of free lengths starting at 1mm up to 12mm. The ends are closed and squared, not ground. In order to meet and maximize the performance needs of a potentially diverse range of applications, Lee Spring selected Elgiloy® as the alloy for Stock BANTAM™ Mini Springs.

Elgiloy® is a Cobalt-Nickel alloy known for its high strength, e.g. 10% stronger than Type 316 Stainless Steel. It exhibits superior resistance in most corrosive environments including acetic acid, ammonium chloride, citric acid, sodium chloride and sodium sulfite. This material performs well in temperatures up to 850° F. Elgiloy® is non-magnetic.

## BANTAM™ Mini Compression Springs have useful applications in various industries, including:

- Medical devices
- Pharmaceutical delivery devices
- Petro-chemical processes
- Aerospace
- Marine industries
- Locks and security devices
- Hardware
- Firearms
- Lighting and electrical control
- Communication devices
- Testing and measurement
- Automotive
- Precision Instruments
- ...and many more



*Lee Spring can manufacture custom mini springs to your specifications. Contact us today!*

# BANTAM™ Mini Compression Springs

## Guide to using tables

BANTAM MINI COMPRESSION SPRINGS

**Lee Stock Number:**  
Lee Spring Part Number

**To Work In Hole Diameter:**  
Suggested minimum hole size if needed for spring containment.

**Approx. Load at Solid Height:**  
The load or force required to bring all coils into contact.

**Spring Rate:**  
Change in load or force per unit of deflection.

**Price Group:**  
Reference for price list. See fold-out section at rear of book.

LEE STOCK NUMBER	OUTSIDE DIAMETER		TO WORK IN HOLE DIAMETER		WIRE DIAMETER		APPROX. LOAD AT SOLID HGT.		FREE LENGTH		SPRING RATE		SOLID HEIGHT		PRICE GROUP
	IN.	MM	IN.	MM	IN.	MM	LB.	KG	IN.	MM	LB/IN.	KG/MM	IN.	MM	
CB0040A 01 E	.025	.64	.032	.81	.0040	.10	.179	.081	0.050	1.270	8.779	0.157	0.030	0.753	R
CB0040A 02 E									0.075	1.905	5.295	0.095	0.041	1.047	R
CB0040A 03 E									0.100	2.540	3.791	0.068	0.053	1.342	R
CB0040A 04 E									0.125	3.175	2.952	0.053	0.064	1.637	R
CB0040A 05 E									0.150	3.810	2.417	0.043	0.076	1.931	R
CB0040A 06 E									0.175	4.445	2.047	0.037	0.088	2.226	R
CB0040A 07 E									0.200	5.080	1.774	0.032	0.099	2.521	R
CB0040A 08 E									0.225	5.715	1.521	0.027	0.110	2.816	R

**Outside Diameter:**  
Spring outer diameter, parts listed in ascending order.

**Wire Diameter:**  
In ascending order of size, within each group of outside diameters.

**Free Length:**  
The overall height of the spring in the unloaded position.

**Solid Height:**  
Length when fully compressed.

### Additional Information

- The smallest compression spring series that Lee Spring offers in a stock line.
- Bantam series wire diameter's starting at just 0.0040" (0.10mm), which is just slightly thicker than a human hair.
- Custom designs in Elgiloy® are available.
- Spring Rate and Load at Solid Height are pre-calculated for Elgiloy®. Elgiloy® is a trademark of Elgiloy Ltd. Partnership.

Note: Elgiloy® may be substituted with equivalent cobalt alloy wire at Lee Spring's discretion.

### How to Determine Price

1. Select the spring you want by LEE STOCK NUMBER.
2. Read across to the last column PRICE GROUP to obtain the price code: when applicable, select the price code that corresponds to the material type required.
3. Refer to the PRICE GROUP in the appropriate pricing chart by spring type located in the back of this catalog for pricing up to 199 pieces of an item.
4. Prices subject to change without notice.

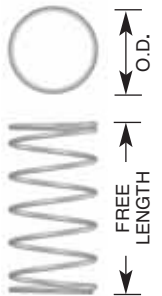
**FREE SHIPPING AVAILABLE**  
See Price List in back of catalog for details.

# BANTAM™ MINI COMPRESSION SPRINGS (INCH)

ENDS NOT GROUND • Elgiloy®

BANTAM MINI  
COMPRESSION SPRINGS

LEE STOCK NUMBER	OUTSIDE DIAMETER		TO WORK IN HOLE DIAMETER		WIRE DIAMETER		APPROX. LOAD AT SOLID HGT.		FREE LENGTH		SPRING RATE		SOLID HEIGHT		PRICE GROUP
	IN.	MM	IN.	MM	IN.	MM	LB.	KG	IN.	MM	LB/IN.	KG/MM	IN.	MM	
CB0040A 01 E	.025	.64	.032	.81	.0040	.10	.179	.081	0.050	1.270	8.779	0.157	0.030	0.753	R
CB0040A 02 E									0.075	1.905	5.295	0.095	0.041	1.047	R
CB0040A 03 E									0.100	2.540	3.791	0.068	0.053	1.342	R
CB0040A 04 E									0.125	3.175	2.952	0.053	0.064	1.637	R
CB0040A 05 E									0.150	3.810	2.417	0.043	0.076	1.931	R
CB0040A 06 E									0.175	4.445	2.047	0.037	0.088	2.226	R
CB0040A 07 E									0.200	5.080	1.774	0.032	0.099	2.521	R
CB0040A 08 E									0.225	5.715	1.566	0.028	0.111	2.815	R
CB0040A 09 E									0.250	6.350	1.402	0.025	0.122	3.110	R
CB0045A 01 E	.025	.64	.032	.81	.0045	.11	.261	.118	0.050	1.270	15.361	0.275	0.033	0.839	R
CB0045A 02 E									0.075	1.905	9.116	0.163	0.046	1.178	R
CB0045A 03 E									0.100	2.540	6.482	0.116	0.060	1.518	R
CB0045A 04 E									0.125	3.175	5.028	0.090	0.073	1.858	R
CB0045A 05 E									0.150	3.810	4.107	0.074	0.087	2.197	R
CB0045A 06 E									0.175	4.445	3.472	0.062	0.100	2.537	R
CB0045A 07 E									0.200	5.080	3.006	0.054	0.113	2.877	R
CB0045A 08 E									0.225	5.715	2.651	0.047	0.127	3.216	R
CB0045A 09 E									0.250	6.350	2.371	0.042	0.140	3.556	R
CB0050A 01 E	.025	.64	.032	.81	.0050	.13	.367	.166	0.050	1.270	26.102	0.467	0.036	0.913	R
CB0050A 02 E									0.075	1.905	15.226	0.273	0.051	1.293	R
CB0050A 03 E									0.100	2.540	10.748	0.192	0.066	1.673	R
CB0050A 04 E									0.125	3.175	8.305	0.149	0.081	2.054	R
CB0050A 05 E									0.150	3.810	6.767	0.121	0.096	2.434	R
CB0050A 06 E									0.175	4.445	5.710	0.102	0.111	2.814	R
CB0050A 07 E									0.200	5.080	4.938	0.088	0.126	3.194	R
CB0050A 08 E									0.225	5.715	4.350	0.078	0.141	3.574	R
CB0050A 09 E									0.250	6.350	3.887	0.070	0.156	3.954	R
CB0055A 01 E	.025	.64	.032	.81	.0055	.14	.501	.227	0.050	1.270	43.308	0.775	0.038	0.976	R
CB0055A 02 E									0.075	1.905	24.800	0.444	0.055	1.392	R
CB0055A 03 E									0.100	2.540	17.375	0.311	0.071	1.808	R
CB0055A 04 E									0.125	3.175	13.372	0.239	0.088	2.224	R
CB0055A 05 E									0.150	3.810	10.868	0.195	0.104	2.640	R
CB0055A 06 E									0.175	4.445	9.153	0.164	0.120	3.056	R
CB0055A 07 E									0.200	5.080	7.906	0.142	0.137	3.472	R
CB0055A 08 E									0.225	5.715	6.958	0.125	0.153	3.888	R
CB0055A 09 E									0.250	6.350	6.213	0.111	0.169	4.304	R
CB0040B 01 E	.040	1.02	.047	1.19	.0040	.10	.104	.047	0.100	2.540	1.534	0.027	0.032	0.813	R
CB0040B 02 E									0.150	3.810	0.978	0.018	0.043	1.102	R
CB0040B 03 E									0.200	5.080	0.718	0.013	0.055	1.391	R
CB0040B 04 E									0.250	6.350	0.567	0.010	0.066	1.680	R
CB0040B 05 E									0.300	7.620	0.469	0.008	0.078	1.969	R
CB0040B 06 E									0.350	8.890	0.399	0.007	0.089	2.258	R
CB0040B 07 E									0.400	10.160	0.348	0.006	0.100	2.547	R
CB0040B 08 E									0.450	11.430	0.308	0.006	0.112	2.836	R
CB0040B 09 E									0.500	12.700	0.277	0.005	0.123	3.125	R



### SPECIAL INSTRUCTIONS FOR BANTAM MINI COMPRESSION SERIES

**PRICING:** See Inside Back Cover for pricing up to 199. To price or order up to 1000 pcs. visit [leespring.com](http://leespring.com); 1000+ pcs. contact Lee Spring.  
**CALCULATIONS:** Spring Rate and Load at Solid Height are pre-calculated for Elgiloy®. Elgiloy is a trademark of Elgiloy Ltd. Partnership.  
 Elgiloy may be substituted with equivalent cobalt alloy wire at Lee Spring's discretion.

# BANTAM™ MINI COMPRESSION SPRINGS (INCH)

ENDS NOT GROUND • Elgiloy®

BANTAM MINI  
COMPRESSION SPRINGS

LEE STOCK NUMBER	OUTSIDE DIAMETER		TO WORK IN HOLE DIAMETER		WIRE DIAMETER		APPROX. LOAD AT SOLID HGT.		FREE LENGTH		SPRING RATE		SOLID HEIGHT		PRICE GROUP
	IN.	MM	IN.	MM	IN.	MM	LB.	KG	IN.	MM	LB/IN.	KG/MM	IN.	MM	
CB0045B 01 E	.040	1.02	.047	1.19	.0045	.11	.151	.068	0.100	2.540	2.409	0.043	0.037	0.952	R
CB0045B 02 E									0.150	3.810	1.526	0.027	0.051	1.304	R
CB0045B 03 E									0.200	5.080	1.117	0.020	0.065	1.656	R
CB0045B 04 E									0.250	6.350	0.881	0.016	0.079	2.008	R
CB0045B 05 E									0.300	7.620	0.727	0.013	0.093	2.360	R
CB0045B 06 E									0.350	8.890	0.619	0.011	0.107	2.712	R
CB0045B 07 E									0.400	10.160	0.539	0.010	0.121	3.064	R
CB0045B 08 E									0.450	11.430	0.477	0.009	0.134	3.416	R
CB0045B 09 E									0.500	12.700	0.428	0.008	0.148	3.768	R
CB0050B 01 E	.040	1.02	.047	1.19	.0050	.13	.210	.095	0.100	2.540	3.666	0.066	0.043	1.088	R
CB0050B 02 E									0.150	3.810	2.308	0.041	0.059	1.504	R
CB0050B 03 E									0.200	5.080	1.684	0.030	0.076	1.920	R
CB0050B 04 E									0.250	6.350	1.326	0.024	0.092	2.336	R
CB0050B 05 E									0.300	7.620	1.093	0.020	0.108	2.752	R
CB0050B 06 E									0.350	8.890	0.930	0.017	0.125	3.168	R
CB0050B 07 E									0.400	10.160	0.809	0.014	0.141	3.584	R
CB0050B 08 E									0.450	11.430	0.716	0.013	0.157	4.000	R
CB0050B 09 E									0.500	12.700	0.642	0.011	0.174	4.415	R
CB0055B 01 E	.040	1.02	.047	1.19	.0055	.14	.283	.128	0.100	2.540	5.443	0.097	0.048	1.220	R
CB0055B 02 E									0.150	3.810	3.405	0.061	0.067	1.699	R
CB0055B 03 E									0.200	5.080	2.477	0.044	0.086	2.179	R
CB0055B 04 E									0.250	6.350	1.947	0.035	0.105	2.658	R
CB0055B 05 E									0.300	7.620	1.603	0.029	0.124	3.138	R
CB0055B 06 E									0.350	8.890	1.363	0.024	0.142	3.617	R
CB0055B 07 E									0.400	10.160	1.185	0.021	0.161	4.096	R
CB0055B 08 E									0.450	11.430	1.048	0.019	0.180	4.576	R
CB0055B 09 E									0.500	12.700	0.940	0.017	0.199	5.055	R
CB0040C 01 E	.057	1.45	.063	1.60	.0040	.10	.071	.032	0.125	3.175	0.712	0.013	0.026	0.648	R
CB0040C 02 E									0.188	4.775	0.457	0.008	0.033	0.840	R
CB0040C 03 E									0.250	6.350	0.338	0.006	0.040	1.028	R
CB0040C 04 E									0.313	7.950	0.267	0.005	0.048	1.220	R
CB0040C 05 E									0.375	9.525	0.222	0.004	0.055	1.408	R
CB0040C 06 E									0.438	11.125	0.189	0.003	0.063	1.600	R
CB0040C 07 E									0.500	12.700	0.165	0.003	0.070	1.788	R
CB0040C 08 E									0.563	14.300	0.146	0.003	0.078	1.979	R
CB0040C 09 E									0.625	15.875	0.131	0.002	0.085	2.168	R
CB0045C 01 E	.057	1.45	.063	1.60	.0045	.11	.102	.046	0.125	3.175	1.073	0.019	0.030	0.765	R
CB0045C 02 E									0.188	4.775	0.686	0.012	0.040	1.004	R
CB0045C 03 E									0.250	6.350	0.506	0.009	0.049	1.239	R
CB0045C 04 E									0.313	7.950	0.400	0.007	0.058	1.478	R
CB0045C 05 E									0.375	9.525	0.331	0.006	0.067	1.713	R
CB0045C 06 E									0.438	11.125	0.282	0.005	0.077	1.951	R
CB0045C 07 E									0.500	12.700	0.246	0.004	0.086	2.186	R
CB0045C 08 E									0.563	14.300	0.218	0.004	0.095	2.425	R
CB0045C 09 E									0.625	15.875	0.196	0.004	0.105	2.660	R

### SPECIAL INSTRUCTIONS FOR BANTAM MINI COMPRESSION SERIES

**PRICING:** See Inside Back Cover for pricing up to 199. To price or order up to 1000 pcs. visit [leespring.com](http://leespring.com); 1000+ pcs. contact Lee Spring.  
**CALCULATIONS:** Spring Rate and Load at Solid Height are pre-calculated for Elgiloy®. Elgiloy is a trademark of Elgiloy Ltd. Partnership.  
 Elgiloy may be substituted with equivalent cobalt alloy wire at Lee Spring's discretion.

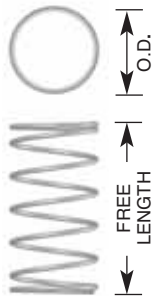


# BANTAM™ MINI COMPRESSION SPRINGS (INCH)

ENDS NOT GROUND • Elgiloy®

BANTAM MINI  
COMPRESSION SPRINGS

LEE STOCK NUMBER	OUTSIDE DIAMETER		TO WORK IN HOLE DIAMETER		WIRE DIAMETER		APPROX. LOAD AT SOLID HGT.		FREE LENGTH		SPRING RATE		SOLID HEIGHT		PRICE GROUP
	IN.	MM	IN.	MM	IN.	MM	LB.	KG	IN.	MM	LB/IN.	KG/MM	IN.	MM	
CB0050C 01 E	.057	1.45	.063	1.60	.0050	.13	.141	.064	0.125	3.175	1.565	0.028	0.035	0.886	R
CB0050C 02 E									0.188	4.775	0.995	0.018	0.046	1.175	R
CB0050C 03 E									0.250	6.350	0.733	0.013	0.057	1.460	R
CB0050C 04 E									0.313	7.950	0.578	0.010	0.069	1.749	R
CB0050C 05 E									0.375	9.525	0.478	0.009	0.080	2.034	R
CB0050C 06 E									0.438	11.125	0.407	0.007	0.091	2.323	R
CB0050C 07 E									0.500	12.700	0.355	0.006	0.103	2.608	R
CB0050C 08 E									0.563	14.300	0.314	0.006	0.114	2.897	R
CB0050C 09 E									0.625	15.875	0.282	0.005	0.125	3.181	R
CB0055C 01 E	.057	1.45	.063	1.60	.0055	.14	.190	.086	0.125	3.175	2.222	0.040	0.040	1.009	R
CB0055C 02 E									0.188	4.775	1.406	0.025	0.053	1.351	R
CB0055C 03 E									0.250	6.350	1.033	0.018	0.066	1.688	R
CB0055C 04 E									0.313	7.950	0.813	0.015	0.080	2.030	R
CB0055C 05 E									0.375	9.525	0.673	0.012	0.093	2.367	R
CB0055C 06 E									0.438	11.125	0.572	0.010	0.107	2.710	R
CB0055C 07 E									0.500	12.700	0.499	0.009	0.120	3.046	R
CB0055C 08 E									0.563	14.300	0.441	0.008	0.133	3.389	R
CB0055C 09 E									0.625	15.875	0.396	0.007	0.147	3.726	R



### SPECIAL INSTRUCTIONS FOR BANTAM MINI COMPRESSION SERIES

**PRICING:** See Inside Back Cover for pricing up to 199. To price or order up to 1000 pcs. visit [leespring.com](http://leespring.com); 1000+ pcs. contact Lee Spring.  
**CALCULATIONS:** Spring Rate and Load at Solid Height are pre-calculated for Elgiloy®. Elgiloy is a trademark of Elgiloy Ltd. Partnership.  
 Elgiloy may be substituted with equivalent cobalt alloy wire at Lee Spring's discretion.

# BANTAM™ MINI COMPRESSION SPRINGS (METRIC)

ENDS NOT GROUND • Elgiloy®

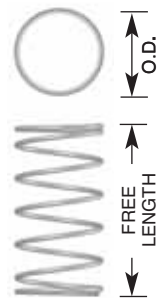
BANTAM MINI  
COMPRESSION SPRINGS

LEE STOCK NUMBER	OUTSIDE DIAMETER		TO WORK IN HOLE DIAMETER		WIRE DIAMETER		APPROX. LOAD AT SOLID HGT.		FREE LENGTH		SPRING RATE		SOLID HEIGHT		PRICE GROUP
	MM	IN.	MM	IN.	MM	IN.	N	LB.	MM	IN.	N/MM	LB/IN.	MM	IN.	
CBM010A 01 E	.81	.032	1.00	.039	.10	.0040	.60	.135	1.00	0.039	1.281	7.314	0.533	0.021	R
CBM010A 02 E									2.00	0.079	0.525	3.000	0.864	0.034	R
CBM010A 03 E									3.00	0.118	0.330	1.887	1.194	0.047	R
CBM010A 04 E									4.00	0.157	0.241	1.376	1.499	0.059	R
CBM010A 05 E									5.00	0.197	0.190	1.083	1.829	0.072	R
CBM010A 06 E									6.00	0.236	0.156	0.893	2.159	0.085	R
CBM010A 07 E									7.00	0.276	0.133	0.759	2.489	0.098	R
CBM010A 08 E									8.00	0.315	0.116	0.661	2.819	0.111	R
CBM010A 09 E									9.00	0.354	0.102	0.585	3.150	0.124	R
CBM011A 01 E	.81	.032	1.00	.039	.11	.0045	.90	.202	1.00	0.039	2.211	12.623	0.584	0.023	R
CBM011A 02 E									2.00	0.079	0.876	5.004	0.965	0.038	R
CBM011A 03 E									3.00	0.118	0.547	3.121	1.346	0.053	R
CBM011A 04 E									4.00	0.157	0.397	2.267	1.727	0.068	R
CBM011A 05 E									5.00	0.197	0.312	1.781	2.108	0.083	R
CBM011A 06 E									6.00	0.236	0.257	1.466	2.489	0.098	R
CBM011A 07 E									7.00	0.276	0.218	1.246	2.870	0.113	R
CBM011A 08 E									8.00	0.315	0.190	1.083	3.251	0.128	R
CBM011A 09 E									9.00	0.354	0.168	0.958	3.632	0.143	R
CBM013A 01 E	.81	.032	1.00	.039	.13	.0050	1.20	.270	1.00	0.039	3.536	20.191	0.660	0.026	R
CBM013A 02 E									2.00	0.079	1.352	7.719	1.118	0.044	R
CBM013A 03 E									3.00	0.118	0.836	4.772	1.575	0.062	R
CBM013A 04 E									4.00	0.157	0.605	3.455	2.007	0.079	R
CBM013A 05 E									5.00	0.197	0.474	2.706	2.464	0.097	R
CBM013A 06 E									6.00	0.236	0.389	2.224	2.921	0.115	R
CBM013A 07 E									7.00	0.276	0.331	1.889	3.378	0.133	R
CBM013A 08 E									8.00	0.315	0.287	1.641	3.810	0.150	R
CBM013A 09 E									9.00	0.354	0.254	1.451	4.267	0.168	R
CBM014A 01 E	.81	.032	1.00	.039	.14	.0055	1.60	.360	1.00	0.039	5.655	32.288	0.711	0.028	R
CBM014A 02 E									2.00	0.079	2.078	11.863	1.219	0.048	R
CBM014A 03 E									3.00	0.118	1.273	7.266	1.753	0.069	R
CBM014A 04 E									4.00	0.157	0.917	5.238	2.261	0.089	R
CBM014A 05 E									5.00	0.197	0.717	4.094	2.769	0.109	R
CBM014A 06 E									6.00	0.236	0.588	3.360	3.277	0.129	R
CBM014A 07 E									7.00	0.276	0.499	2.850	3.785	0.149	R
CBM014A 08 E									8.00	0.315	0.433	2.474	4.318	0.170	R
CBM014A 09 E									9.00	0.354	0.383	2.186	4.826	0.190	R
CBM010B 01 E	1.32	.052	1.50	.059	.10	.0040	.35	.079	2.00	0.079	0.241	1.375	0.533	0.021	R
CBM010B 02 E									3.00	0.118	0.151	0.864	0.686	0.027	R
CBM010B 03 E									4.00	0.157	0.110	0.630	0.838	0.033	R
CBM010B 04 E									5.00	0.197	0.087	0.496	0.965	0.038	R
CBM010B 05 E									6.00	0.236	0.072	0.409	1.118	0.044	R
CBM010B 06 E									7.00	0.276	0.061	0.348	1.245	0.049	R
CBM010B 07 E									8.00	0.315	0.053	0.303	1.397	0.055	R
CBM010B 08 E									9.00	0.354	0.047	0.268	1.524	0.060	R
CBM010B 09 E									10.00	0.394	0.042	0.240	1.676	0.066	R

### SPECIAL INSTRUCTIONS FOR BANTAM MINI COMPRESSION SERIES

**PRICING:** See Inside Back Cover for pricing up to 199. To price or order up to 1000 pcs. visit [leespring.com](http://leespring.com); 1000+ pcs. contact Lee Spring.  
**CALCULATIONS:** Spring Rate and Load at Solid Height are pre-calculated for Elgiloy®. Elgiloy is a trademark of Elgiloy Ltd. Partnership.  
 Elgiloy may be substituted with equivalent cobalt alloy wire at Lee Spring's discretion.

LEE STOCK NUMBER	OUTSIDE DIAMETER		TO WORK IN HOLE DIAMETER		WIRE DIAMETER		APPROX. LOAD AT SOLID HGT.		FREE LENGTH		SPRING RATE		SOLID HEIGHT		PRICE GROUP
	MM	IN.	MM	IN.	MM	IN.	N	LB.	MM	IN.	N/MM	LB/IN.	MM	IN.	
CBM011B 01 E	1.32	.052	1.50	.059	.11	.0045	.50	.112	2.00	0.079	0.366	2.091	0.635	0.025	R
CBM011B 02 E									3.00	0.118	0.229	1.305	0.813	0.032	R
CBM011B 03 E									4.00	0.157	0.166	0.948	0.991	0.039	R
CBM011B 04 E									5.00	0.197	0.130	0.744	1.168	0.046	R
CBM011B 05 E									6.00	0.236	0.107	0.613	1.346	0.053	R
CBM011B 06 E									7.00	0.276	0.091	0.521	1.524	0.060	R
CBM011B 07 E									8.00	0.315	0.079	0.453	1.702	0.067	R
CBM011B 08 E									9.00	0.354	0.070	0.400	1.880	0.074	R
CBM011B 09 E									10.00	0.394	0.063	0.359	2.057	0.081	R
CBM013B 01 E	1.32	.052	1.50	.059	.13	.0050	.70	.157	2.00	0.079	0.548	3.130	0.711	0.028	R
CBM013B 02 E									3.00	0.118	0.339	1.935	0.940	0.037	R
CBM013B 03 E									4.00	0.157	0.245	1.400	1.143	0.045	R
CBM013B 04 E									5.00	0.197	0.192	1.097	1.346	0.053	R
CBM013B 05 E									6.00	0.236	0.158	0.902	1.575	0.062	R
CBM013B 06 E									7.00	0.276	0.134	0.766	1.778	0.070	R
CBM013B 07 E									8.00	0.315	0.116	0.665	1.981	0.078	R
CBM013B 08 E									9.00	0.354	0.103	0.588	2.210	0.087	R
CBM013B 09 E									10.00	0.394	0.092	0.527	2.413	0.095	R
CBM014B 01 E	1.32	.052	1.50	.059	.14	.0055	.95	.214	2.00	0.079	0.798	4.557	0.813	0.032	R
CBM014B 02 E									3.00	0.118	0.489	2.791	1.067	0.042	R
CBM014B 03 E									4.00	0.157	0.352	2.012	1.295	0.051	R
CBM014B 04 E									5.00	0.197	0.275	1.573	1.549	0.061	R
CBM014B 05 E									6.00	0.236	0.226	1.291	1.803	0.071	R
CBM014B 06 E									7.00	0.276	0.192	1.095	2.057	0.081	R
CBM014B 07 E									8.00	0.315	0.166	0.950	2.286	0.090	R
CBM014B 08 E									9.00	0.354	0.147	0.840	2.540	0.100	R
CBM014B 09 E									10.00	0.394	0.132	0.752	2.794	0.110	R
CBM010C 01 E	1.65	.065	1.80	.071	.10	.0040	.25	.056	3.00	0.118	0.103	0.590	0.584	0.023	R
CBM010C 02 E									4.00	0.157	0.075	0.428	0.686	0.027	R
CBM010C 03 E									5.00	0.197	0.059	0.338	0.787	0.031	R
CBM010C 04 E									6.00	0.236	0.049	0.279	0.889	0.035	R
CBM010C 05 E									7.00	0.276	0.042	0.237	0.991	0.039	R
CBM010C 06 E									8.00	0.315	0.036	0.206	1.092	0.043	R
CBM010C 07 E									9.00	0.354	0.032	0.182	1.194	0.047	R
CBM010C 08 E									10.00	0.394	0.029	0.164	1.295	0.051	R
CBM010C 09 E									12.00	0.472	0.024	0.135	1.499	0.059	R
CBM011C 01 E	1.65	.065	1.80	.071	.11	.0045	.40	.090	3.00	0.118	0.170	0.973	0.635	0.025	R
CBM011C 02 E									4.00	0.157	0.124	0.706	0.762	0.030	R
CBM011C 03 E									5.00	0.197	0.097	0.554	0.889	0.035	R
CBM011C 04 E									6.00	0.236	0.080	0.456	0.991	0.039	R
CBM011C 05 E									7.00	0.276	0.068	0.388	1.118	0.044	R
CBM011C 06 E									8.00	0.315	0.059	0.337	1.219	0.048	R
CBM011C 07 E									9.00	0.354	0.052	0.298	1.346	0.053	R
CBM011C 08 E									10.00	0.394	0.047	0.267	1.448	0.057	R
CBM011C 09 E									12.00	0.472	0.039	0.221	1.676	0.066	R



**SPECIAL INSTRUCTIONS FOR BANTAM MINI COMPRESSION SERIES**

**PRICING:** See Inside Back Cover for pricing up to 199. To price or order up to 1000 pcs. visit [leespring.com](http://leespring.com); 1000+ pcs. contact Lee Spring.  
**CALCULATIONS:** Spring Rate and Load at Solid Height are pre-calculated for Elgiloy®. Elgiloy is a trademark of Elgiloy Ltd. Partnership.  
 Elgiloy may be substituted with equivalent cobalt alloy wire at Lee Spring's discretion.

# BANTAM™ MINI COMPRESSION SPRINGS (METRIC)

ENDS NOT GROUND • Elgiloy®

BANTAM MINI  
COMPRESSION SPRINGS

LEE STOCK NUMBER	OUTSIDE DIAMETER		TO WORK IN HOLE DIAMETER		WIRE DIAMETER		APPROX. LOAD AT SOLID HGT.		FREE LENGTH		SPRING RATE		SOLID HEIGHT		PRICE GROUP
	MM	IN.	MM	IN.	MM	IN.	N	LB.	MM	IN.	N/MM	LB/IN.	MM	IN.	
CBM013C 01 E	1.65	.065	1.80	.071	.13	.0050	.55	.124	3.00	0.118	0.244	1.395	0.762	0.030	R
CBM013C 02 E									4.00	0.157	0.177	1.010	0.889	0.035	R
CBM013C 03 E									5.00	0.197	0.139	0.792	1.041	0.041	R
CBM013C 04 E									6.00	0.236	0.114	0.651	1.168	0.046	R
CBM013C 05 E									7.00	0.276	0.097	0.552	1.321	0.052	R
CBM013C 06 E									8.00	0.315	0.084	0.480	1.448	0.057	R
CBM013C 07 E									9.00	0.354	0.074	0.424	1.600	0.063	R
CBM013C 08 E									10.00	0.394	0.067	0.380	1.727	0.068	R
CBM013C 09 E									12.00	0.472	0.055	0.315	2.007	0.079	R
CBM014C 01 E	1.65	.065	1.80	.071	.14	.0055	.70	.157	3.00	0.118	0.329	1.878	0.864	0.034	R
CBM014C 02 E									4.00	0.157	0.237	1.354	1.041	0.041	R
CBM014C 03 E									5.00	0.197	0.185	1.058	1.219	0.048	R
CBM014C 04 E									6.00	0.236	0.152	0.869	1.397	0.055	R
CBM014C 05 E									7.00	0.276	0.129	0.737	1.575	0.062	R
CBM014C 06 E									8.00	0.315	0.112	0.639	1.753	0.069	R
CBM014C 07 E									9.00	0.354	0.099	0.565	1.930	0.076	R
CBM014C 08 E									10.00	0.394	0.089	0.506	2.108	0.083	R
CBM014C 09 E									12.00	0.472	0.073	0.419	2.438	0.096	R

### SPECIAL INSTRUCTIONS FOR BANTAM MINI COMPRESSION SERIES

**PRICING:** See Inside Back Cover for pricing up to 199. To price or order up to 1000 pcs. visit [leespring.com](http://leespring.com); 1000+ pcs. contact Lee Spring.  
**CALCULATIONS:** Spring Rate and Load at Solid Height are pre-calculated for Elgiloy®. Elgiloy is a trademark of Elgiloy Ltd. Partnership.  
 Elgiloy may be substituted with equivalent cobalt alloy wire at Lee Spring's discretion.



# Compression Springs – Instrument Series

*Precision Springs for Precision Products*



The Lee Spring Instrument Series includes a wide range of size and rate combinations in a smaller, highly precise spring design. Selections are sorted in ascending order to mating hole/bore diameter sizes. Instrument Compression Springs are available in both inch and metric series.

Inch Series springs are available in Music Wire, Type 302 Stainless Steel and Type 316 Stainless Steel. Metric Series springs are available in Music Wire and Type 302 Stainless Steel. The Music Wire springs are made from coated wire or provided with a plating finish for light corrosion resistance. The Type 302 Stainless Steel springs are passivated, while Type 316 Stainless Steel springs are passivated and ultrasonically cleaned.

Lee Spring Instrument Compression Springs feature squared ends. A squared end, also called a closed end, is made by reducing the coil pitch of the ends to zero. Squareness influences how a force produced by the spring can be transferred to adjacent parts.



*Lee Spring can manufacture custom compression springs to your specifications. Contact us today!*

# Compression Springs – Instrument Series

## Guide to using tables

COMPRESSION SPRINGS

**Lee Stock Number:**  
Lee Spring Part Number, add suffix M for Music Wire, S for Stainless Steel or S316 for Type 316 Stainless Steel.

**To Work In Hole Diameter:**  
Suggested minimum hole size if needed for spring containment.

**Approx. Load at Solid Height:**  
The load or force required to bring all coils into contact.

**Spring Rate:**  
Change in load or force per unit of deflection.

**Price Group:**  
Reference for price list. See fold-out section at rear of book.

LEE STOCK NUMBER	OUTSIDE DIAMETER		TO WORK IN HOLE DIAMETER		WIRE DIAMETER		APPROX. LOAD AT SOLID HGT.		FREE LENGTH		SPRING RATE		SOLID HEIGHT		PRICE GROUP		
	IN.	MM	IN.	MM	IN.	MM	LB.	KG	IN.	MM	LB/IN.	KG/MM	IN.	MM	Music Wire	302 Stainless*	316 Stainless
CI 006AA 01									0.100	2.54	8.92	0.160	0.051	1.30	E	J	L
CI 006AA 02									0.150	3.81	5.54	0.099	0.072	1.82	E	J	L
CI 006AA 03									0.200	5.08	4.02	0.072	0.092	2.33	E	J	L
CI 006AA 04									0.250	6.35	3.15	0.056	0.112	2.85	E	J	L
CI 006AA 05	.040	1.02	.047	1.19	.006	.15	.434	.197	0.300	7.62	2.59	0.046	0.132	3.36	E	J	L
CI 006AA 06									0.350	8.89	2.20	0.039	0.153	3.88	E	J	L
CI 006AA 07									0.400	10.16	1.91	0.028	0.177	4.40	E	J	L

**Outside Diameter:**  
Spring outer diameter, parts listed in ascending order.

**Wire Diameter:**  
In ascending order of size, within each group of outside diameters.

**Free Length:**  
The overall height of the spring in the unloaded position.

**Solid Height:**  
Length when fully compressed.

### Additional Information

- Load at Solid Height figures are provided for reference only. During the manufacturing process all material and engineering tolerances may result in the number of coils being adjusted to maintain the correct spring rate and therefore affect solid height.
- It is general good practice to avoid compressing springs to their solid height in order to achieve longer life. A guide rod is recommended to prevent buckling of long springs.
- To figure the load at any working length based on nominal free length and spring rate use the formula:  
 $P = R \times F$   
 where P is the load in lbs.; R is the spring rate in lbs per inch; F is the deflection in inches (or free length minus final spring length).

### How to Determine Price

1. Select the spring you want by LEE STOCK NUMBER.
2. Read across to the last column PRICE GROUP to obtain the price code: when applicable, select the price code that corresponds to the material type required.
3. Refer to the PRICE GROUP in the appropriate pricing chart by spring type located in the back of this catalog for pricing up to 199 pieces of an item.
4. Prices subject to change without notice.

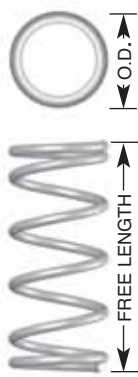
**FREE SHIPPING AVAILABLE**  
See Price List in back of catalog for details.

# COMPRESSION SPRINGS: INSTRUMENT SERIES (INCH)

ENDS NOT GROUND • Music Wire (Plated\*\*), 302 Stainless Steel\* (Passivated),  
or 316 Stainless Steel (Passivated Ultrasonically Cleaned)

LEE STOCK NUMBER	OUTSIDE DIAMETER		TO WORK IN HOLE DIAMETER		WIRE DIAMETER		APPROX. LOAD AT SOLID HGT.		FREE LENGTH		SPRING RATE		SOLID HEIGHT		PRICE GROUP		
	IN.	MM	IN.	MM	IN.	MM	LB.	KG	IN.	MM	LB./IN.	KG/MM	IN.	MM	Music Wire	302 Stainless*	316 Stainless
															M	S	S316
CI 006AA 01	.040	1.02	.047	1.19	.006	.15	.434	.197	0.100	2.54	8.92	0.160	0.051	1.30	E	J	L
CI 006AA 02									0.150	3.81	5.54	0.099	0.072	1.82	E	J	L
CI 006AA 03									0.200	5.08	4.02	0.072	0.092	2.33	E	J	L
CI 006AA 04									0.250	6.35	3.15	0.056	0.112	2.85	E	J	L
CI 006AA 05									0.300	7.62	2.59	0.046	0.132	3.36	E	J	L
CI 006AA 06									0.350	8.89	2.20	0.039	0.153	3.88	E	J	L
CI 006AA 07									0.400	10.16	1.91	0.034	0.173	4.39	E	J	L
CI 006AA 08									0.450	11.43	1.69	0.030	0.193	4.91	E	J	L
CI 006AA 09									0.500	12.70	1.52	0.027	0.214	5.43	E	J	L
<b>**SEE NOTE ON PAGE 5 UNDER FINISH</b>																	
CI 007AA 01	.040	1.02	.047	1.19	.007	.18	.711	.323	0.100	2.54	17.88	0.320	0.060	1.53	E	J	L
CI 007AA 02									0.150	3.81	10.95	0.196	0.085	2.16	E	J	L
CI 007AA 03									0.200	5.08	7.89	0.141	0.110	2.79	E	J	L
CI 007AA 04									0.250	6.35	6.17	0.110	0.135	3.42	E	J	L
CI 007AA 05									0.300	7.62	5.06	0.091	0.160	4.05	E	J	L
CI 007AA 06									0.350	8.89	4.29	0.077	0.184	4.68	E	J	L
CI 007AA 07									0.400	10.16	3.73	0.067	0.209	5.31	E	J	L
CI 007AA 08									0.450	11.43	3.29	0.059	0.234	5.95	E	J	L
CI 007AA 09									0.500	12.70	2.95	0.053	0.259	6.58	E	J	L
<b>**SEE NOTE ON PAGE 5 UNDER FINISH</b>																	
CI 006A 01	.057	1.45	.063	1.59	.006	.15	.300	.136	0.125	3.18	3.80	0.068	0.041	1.04	E	J	L
CI 006A 02									0.188	4.78	2.40	0.043	0.054	1.37	E	J	L
CI 006A 03									0.250	6.35	1.80	0.032	0.066	1.68	E	J	L
CI 006A 04									0.313	7.95	1.40	0.025	0.081	2.06	E	J	L
CI 006A 05									0.375	9.53	1.10	0.020	0.096	2.44	E	J	L
CI 006A 06									0.438	11.13	1.00	0.018	0.108	2.74	E	J	L
CI 006A 07									0.500	12.70	0.90	0.016	0.120	3.05	E	J	L
CI 006A 08									0.563	14.30	0.70	0.013	0.154	3.91	E	J	L
CI 006A 09									0.625	15.88	0.60	0.011	0.174	4.42	E	J	L
<b>**SEE NOTE ON PAGE 5 UNDER FINISH</b>																	
CI 007A 01	.057	1.45	.063	1.59	.007	.18	.500	.227	0.125	3.18	6.90	0.123	0.051	1.30	E	J	L
CI 007A 02									0.188	4.78	4.10	0.073	0.070	1.78	E	J	L
CI 007A 03									0.250	6.35	3.00	0.053	0.090	2.29	E	J	L
CI 007A 04									0.313	7.95	2.40	0.043	0.105	2.67	E	J	L
CI 007A 05									0.375	9.53	2.10	0.038	0.119	3.02	E	J	L
CI 007A 06									0.438	11.13	1.70	0.030	0.140	3.56	E	J	L
CI 007A 07									0.500	12.70	1.50	0.027	0.158	4.01	E	J	L
CI 007A 08									0.563	14.30	1.30	0.023	0.173	4.39	E	J	L
CI 007A 09									0.625	15.88	1.10	0.020	0.199	5.05	E	J	L
<b>**SEE NOTE ON PAGE 5 UNDER FINISH</b>																	
CI 008A 01	.057	1.45	.063	1.59	.008	.20	.800	.363	0.125	3.18	11.60	0.207	0.060	1.52	E	J	L
CI 008A 02									0.188	4.78	7.60	0.136	0.080	2.03	E	J	L
CI 008A 03									0.250	6.35	5.20	0.093	0.104	2.64	E	J	L
CI 008A 04									0.313	7.95	4.00	0.071	0.128	3.25	E	J	L
CI 008A 05									0.375	9.53	3.40	0.061	0.148	3.76	E	J	L
CI 008A 06									0.438	11.13	2.80	0.050	0.172	4.37	E	J	L
CI 008A 07									0.500	12.70	2.40	0.043	0.196	4.98	E	J	L
CI 008A 08									0.563	14.30	2.20	0.039	0.210	5.33	E	J	L
CI 008A 09									0.625	15.88	2.00	0.036	0.243	6.17	E	J	L
<b>**SEE NOTE ON PAGE 5 UNDER FINISH</b>																	

COMPRESSION SPRINGS



**SPECIAL INSTRUCTIONS FOR COMPRESSION SERIES**

**STOCK NUMBERS:** Add "M" to end of Stock Number for Music Wire; "S" for Type 302 Stainless; "S316" for Type 316 Stainless.

**PRICING:** See Inside Back Cover for up to 199 pricing. To price or order up to 1000 pcs., visit [leespring.com](http://leespring.com); 1000+ pcs. contact Lee Spring.

**CALCULATIONS:** Spring Rate and Load at Solid Hgt. are for Music Wire. For Type 302 or Type 316 Stainless, multiply figures shown by 5/6 (.833).

\*Note: Type 302 may be substituted with Type 304 at Lee Spring's discretion.

# COMPRESSION SPRINGS: INSTRUMENT SERIES (INCH)

ENDS NOT GROUND • Music Wire (Plated\*\*), 302 Stainless Steel\* (Passivated),  
or 316 Stainless Steel (Passivated Ultrasonically Cleaned)

COMPRESSION SPRINGS

LEE STOCK NUMBER	OUTSIDE DIAMETER		TO WORK IN HOLE DIAMETER		WIRE DIAMETER		APPROX. LOAD AT SOLID HGT.		FREE LENGTH		SPRING RATE		SOLID HEIGHT		PRICE GROUP		
	IN.	MM	IN.	MM	IN.	MM	LB.	KG	IN.	MM	LB/IN.	KG/MM	IN.	MM	Music Wire	302 Stainless*	316 Stainless
															M	S	S316
CI 007AB 01									0.125	3.18	5.48	0.098	0.047	1.20	E	J	L
CI 007AB 02									0.188	4.78	3.41	0.061	0.063	1.60	E	J	L
CI 007AB 03									0.250	6.35	2.49	0.044	0.079	2.00	E	J	L
CI 007AB 04									0.313	7.95	1.95	0.035	0.095	2.40	E	J	L
CI 007AB 05	.063	1.59	.078	1.98	.007	.18	.426	.193	0.375	9.53	1.66	0.030	0.110	2.80	E	J	L
CI 007AB 06									0.438	11.13	1.37	0.024	0.126	3.20	E	J	L
CI 007AB 07									0.500	12.70	1.19	0.021	0.142	3.60	E	J	L
CI 007AB 08									0.563	14.30	1.05	0.019	0.158	4.00	E	J	L
CI 007AB 09									0.625	15.88	0.94	0.017	0.173	4.40	E	J	L
**SEE NOTE ON PAGE 5 UNDER FINISH																	
CI 008AB 01									0.125	3.18	11.55	0.206	0.051	1.30	E	J	L
CI 008AB 02									0.188	4.78	7.11	0.127	0.068	1.72	E	J	L
CI 008AB 03									0.250	6.35	5.16	0.092	0.084	2.13	E	J	L
CI 008AB 04									0.313	7.95	4.04	0.072	0.100	2.54	E	J	L
CI 008AB 05	.063	1.59	.078	1.98	.008	.20	.854	.387	0.375	9.53	3.32	0.059	0.116	2.95	E	J	L
CI 008AB 06									0.438	11.13	2.82	0.050	0.133	3.37	E	J	L
CI 008AB 07									0.500	12.70	2.45	0.044	0.149	3.78	E	J	L
CI 008AB 08									0.563	14.30	2.16	0.039	0.165	4.20	E	J	L
CI 008AB 09									0.625	15.88	1.94	0.035	0.182	4.61	E	J	L
**SEE NOTE ON PAGE 5 UNDER FINISH																	
CI 009AB 01									0.125	3.18	15.32	0.274	0.064	1.62	E	J	L
CI 009AB 02									0.188	4.78	9.33	0.167	0.087	2.22	E	J	L
CI 009AB 03									0.250	6.35	6.73	0.120	0.111	2.81	E	J	L
CI 009AB 04									0.313	7.95	5.25	0.094	0.134	3.41	E	J	L
CI 009AB 05	.063	1.59	.078	1.98	.009	.23	.939	.426	0.375	9.53	4.31	0.077	0.157	4.00	E	J	L
CI 009AB 06									0.438	11.13	3.65	0.065	0.181	4.60	E	J	L
CI 009AB 07									0.500	12.70	3.17	0.057	0.204	5.19	E	J	L
CI 009AB 08									0.563	14.30	2.80	0.050	0.228	5.79	E	J	L
CI 009AB 09									0.625	15.88	2.51	0.045	0.251	6.38	E	J	L
**SEE NOTE ON PAGE 5 UNDER FINISH																	
CI 010AB 01									0.125	3.18	24.42	0.436	0.071	1.81	E	J	L
CI 010AB 02									0.188	4.78	14.68	0.262	0.099	2.51	E	J	L
CI 010AB 03									0.250	6.35	10.54	0.188	0.126	3.19	E	J	L
CI 010AB 04									0.313	7.95	8.20	0.146	0.153	3.88	E	J	L
CI 010AB 05	.063	1.59	.078	1.98	.010	.25	1.312	.595	0.375	9.53	6.72	0.120	0.180	4.57	E	J	L
CI 010AB 06									0.438	11.13	5.69	0.102	0.207	5.26	E	J	L
CI 010AB 07									0.500	12.70	4.94	0.088	0.234	5.95	E	J	L
CI 010AB 08									0.563	14.30	4.35	0.078	0.261	6.64	E	J	L
CI 010AB 09									0.625	15.88	3.90	0.070	0.288	7.33	E	J	L

### SPECIAL INSTRUCTIONS FOR COMPRESSION SERIES

**STOCK NUMBERS:** Add "M" to end of Stock Number for Music Wire; "S" for Type 302 Stainless; "S316" for Type 316 Stainless.  
**PRICING:** See Inside Back Cover for up to 199 pricing. To price or order up to 1000 pcs., visit leespring.com; 1000+ pcs. contact Lee Spring.  
**CALCULATIONS:** Spring Rate and Load at Solid Hgt. are for Music Wire. For Type 302 or Type 316 Stainless, multiply figures shown by 5/6 (.833).  
 \*Note: Type 302 may be substituted with Type 304 at Lee Spring's discretion.




# COMPRESSION SPRINGS: INSTRUMENT SERIES (INCH)

ENDS NOT GROUND • Music Wire (Plated\*\*), 302 Stainless Steel\* (Passivated),  
or 316 Stainless Steel (Passivated Ultrasonically Cleaned)

LEE STOCK NUMBER	OUTSIDE DIAMETER		TO WORK IN HOLE DIAMETER		WIRE DIAMETER		APPROX. LOAD AT SOLID HGT.		FREE LENGTH		SPRING RATE		SOLID HEIGHT		PRICE GROUP		
	IN.	MM	IN.	MM	IN.	MM	LB.	KG	IN.	MM	LB./IN.	KG/MM	IN.	MM	Music Wire	302 Stainless*	316 Stainless
															M	S	S316
CI 008B 01	.088	2.24	.094	2.38	.008	.20	.450	.204	0.125	3.18	5.50	0.098	0.042	1.07	E	J	L
CI 008B 02									0.188	4.78	3.50	0.062	0.052	1.32	E	J	L
CI 008B 03									0.250	6.35	2.40	0.043	0.064	1.62	E	J	L
CI 008B 04									0.313	7.95	2.00	0.036	0.072	1.83	E	J	L
CI 008B 05									0.375	9.53	1.40	0.025	0.092	2.34	E	J	L
CI 008B 06									0.438	11.13	1.30	0.023	0.096	2.44	E	J	L
CI 008B 07									0.500	12.70	1.10	0.020	0.110	2.79	E	J	L
CI 008B 08									0.563	14.30	1.00	0.018	0.120	3.05	E	J	L
CI 008B 09									0.625	15.88	0.90	0.016	0.140	3.56	E	J	L
CI 008B 10									0.688	17.48	0.84	0.015	0.143	3.63	E	J	L
CI 008B 11									**SEE NOTE ON PAGE 5 UNDER FINISH								0.750
CI 010B 01	.088	2.24	.094	2.38	.010	.25	.800	.363	0.125	3.18	12.70	0.227	0.055	1.40	E	J	L
CI 010B 02									0.188	4.78	7.00	0.125	0.075	1.90	E	J	L
CI 010B 03									0.250	6.35	5.20	0.093	0.090	2.29	E	J	L
CI 010B 04									0.313	7.95	4.00	0.071	0.108	2.74	E	J	L
CI 010B 05									0.375	9.53	3.30	0.059	0.125	3.18	E	J	L
CI 010B 06									0.438	11.13	2.90	0.052	0.138	3.50	E	J	L
CI 010B 07									0.500	12.70	2.50	0.044	0.155	3.94	E	J	L
CI 010B 08									0.563	14.30	2.20	0.039	0.172	4.37	E	J	L
CI 010B 09									0.625	15.88	1.80	0.032	0.205	5.21	E	J	L
CI 010B 10									0.688	17.45	1.70	0.030	0.226	5.74	E	J	L
CI 010B 11									0.750	19.05	1.60	0.029	0.238	6.05	E	J	L
CI 010B 12									0.875	22.23	1.45	0.026	0.256	6.50	E	J	L
CI 010B 13									**SEE NOTE ON PAGE 5 UNDER FINISH								1.000
CI 012B 01	.088	2.24	.094	2.38	.012	.30	1.400	.635	0.125	3.18	26.00	0.464	0.069	1.75	E	J	L
CI 012B 02									0.188	4.78	15.00	0.267	0.093	2.36	E	J	L
CI 012B 03									0.250	6.35	11.00	0.196	0.114	2.90	E	J	L
CI 012B 04									0.313	7.95	8.50	0.152	0.138	3.50	E	J	L
CI 012B 05									0.375	9.53	6.70	0.120	0.162	4.11	E	J	L
CI 012B 06									0.438	11.13	5.80	0.103	0.183	4.65	E	J	L
CI 012B 07									0.500	12.70	5.00	0.089	0.204	5.18	E	J	L
CI 012B 08									0.563	14.30	4.50	0.080	0.226	5.74	E	J	L
CI 012B 09									0.625	15.88	3.90	0.070	0.250	6.35	E	J	L
CI 012B 10									0.750	19.05	3.00	0.054	0.315	8.00	E	J	L
CI 012B 11									0.875	22.23	2.80	0.049	0.355	9.02	E	J	L
CI 012B 12									1.000	25.40	2.40	0.043	0.403	10.23	E	J	L
CI 008BC 01	.094	2.39	.109	2.77	.008	.20	.407	.185	0.125	3.18	4.80	0.086	0.040	1.02	E	J	L
CI 008BC 02									0.188	4.78	2.95	0.053	0.050	1.27	E	J	L
CI 008BC 03									0.250	6.35	2.14	0.038	0.060	1.53	E	J	L
CI 008BC 04									0.313	7.95	1.68	0.030	0.070	1.78	E	J	L
CI 008BC 05									0.375	9.53	1.38	0.025	0.080	2.03	E	J	L
CI 008BC 06									0.438	11.13	1.17	0.021	0.090	2.29	E	J	L
CI 008BC 07									0.500	12.70	1.02	0.018	0.100	2.54	E	J	L
CI 008BC 08									0.563	14.30	0.90	0.016	0.110	2.79	E	J	L
CI 008BC 09									0.625	15.88	0.81	0.014	0.120	3.05	E	J	L

COMPRESSION SPRINGS



**SPECIAL INSTRUCTIONS FOR COMPRESSION SERIES**

**STOCK NUMBERS:** Add "M" to end of Stock Number for Music Wire; "S" for Type 302 Stainless; "S316" for Type 316 Stainless.

**PRICING:** See Inside Back Cover for up to 199 pricing. To price or order up to 1000 pcs., visit [leespring.com](http://leespring.com); 1000+ pcs. contact Lee Spring.

**CALCULATIONS:** Spring Rate and Load at Solid Hgt. are for Music Wire. For Type 302 or Type 316 Stainless, multiply figures shown by 5/6 (.833).

\*Note: Type 302 may be substituted with Type 304 at Lee Spring's discretion.

# COMPRESSION SPRINGS: INSTRUMENT SERIES (INCH)

ENDS NOT GROUND • Music Wire (Plated\*\*), 302 Stainless Steel\* (Passivated),  
or 316 Stainless Steel (Passivated Ultrasonically Cleaned)

COMPRESSION SPRINGS

LEE STOCK NUMBER	OUTSIDE DIAMETER		TO WORK IN HOLE DIAMETER		WIRE DIAMETER		APPROX. LOAD AT SOLID HGT.		FREE LENGTH		SPRING RATE		SOLID HEIGHT		PRICE GROUP			
	IN.	MM	IN.	MM	IN.	MM	LB.	KG	IN.	MM	LB/IN.	KG/MM	IN.	MM	Music Wire	302 Stainless*	316 Stainless	
															M	S	S316	
CI 010BC 01									0.125	3.18	11.95	0.213	0.053	1.34	E	J	L	
CI 010BC 02									0.188	4.78	7.19	0.128	0.067	1.71	E	J	L	
CI 010BC 03									0.250	6.35	5.16	0.092	0.081	2.07	E	J	L	
CI 010BC 04									0.313	7.95	4.05	0.072	0.095	2.42	E	J	L	
CI 010BC 05	.094	2.39	.109	2.77	.010	.25	.864	.392	0.375	9.53	3.35	0.060	0.109	2.76	E	J	L	
CI 010BC 06									0.438	11.13	2.86	0.051	0.122	3.10	E	J	L	
CI 010BC 07									0.500	12.70	2.51	0.045	0.135	3.43	E	J	L	
CI 010BC 08									0.563	14.30	2.21	0.039	0.149	3.78	E	J	L	
CI 010BC 09			<b>**SEE NOTE ON PAGE 5 UNDER FINISH</b>							0.625	15.88	1.98	0.035	0.163	4.13	E	J	L
CI 012BC 01									0.125	3.18	25.28	0.451	0.065	1.64	E	J	L	
CI 012BC 02									0.188	4.78	14.80	0.264	0.084	2.14	E	J	L	
CI 012BC 03									0.250	6.35	10.61	0.189	0.103	2.63	E	J	L	
CI 012BC 04									0.313	7.95	8.20	0.146	0.123	3.12	E	J	L	
CI 012BC 05									0.375	9.53	6.70	0.120	0.142	3.61	E	J	L	
CI 012BC 06									0.438	11.13	5.65	0.101	0.162	4.11	E	J	L	
CI 012BC 07	.094	2.39	.109	2.77	.012	.30	1.526	.692	0.500	12.70	4.89	0.087	0.181	4.59	E	J	L	
CI 012BC 08									0.563	14.30	4.31	0.077	0.200	5.09	E	J	L	
CI 012BC 09									0.625	15.88	3.86	0.069	0.220	5.58	E	J	L	
CI 012BC 10									0.688	17.48	3.48	0.062	0.239	6.07	E	J	L	
CI 012BC 11									0.750	19.05	3.14	0.056	0.261	6.63	E	J	L	
CI 012BC 12									0.875	22.23	2.67	0.048	0.300	7.63	E	J	L	
CI 012BC 13			<b>**SEE NOTE ON PAGE 5 UNDER FINISH</b>							1.000	25.40	2.33	0.042	0.339	8.62	E	J	L
CI 008C 01									0.250	6.35	1.91	0.034	0.055	1.40	E	J	L	
CI 008C 02									0.313	7.95	1.49	0.027	0.064	1.62	E	J	L	
CI 008C 03									0.375	9.53	1.23	0.022	0.072	1.83	E	J	L	
CI 008C 04									0.438	11.13	1.04	0.019	0.081	2.05	E	J	L	
CI 008C 05	.102	2.59	.109	2.77	.008	.20	.372	.169	0.500	12.70	0.91	0.016	0.089	2.27	E	J	L	
CI 008C 06									0.563	14.30	0.80	0.014	0.098	2.49	E	J	L	
CI 008C 07									0.625	15.88	0.72	0.013	0.106	2.70	E	J	L	
CI 008C 08									0.750	19.05	0.59	0.011	0.124	3.14	E	J	L	
CI 008C 09			<b>**SEE NOTE ON PAGE 5 UNDER FINISH</b>							0.875	22.23	0.51	0.009	0.141	3.57	E	J	L
CI 008C 10									1.000	25.40	0.44	0.008	0.158	4.01	E	J	L	
CI 010C 01									0.250	6.35	4.10	0.073	0.080	2.02	E	J	L	
CI 010C 02									0.313	7.95	3.20	0.057	0.094	2.38	E	J	L	
CI 010C 03									0.375	9.53	2.60	0.046	0.107	2.73	E	J	L	
CI 010C 04									0.438	11.13	2.20	0.039	0.121	3.08	E	J	L	
CI 010C 05	.102	2.59	.109	2.77	.010	.25	.700	.320	0.500	12.70	1.90	0.034	0.135	3.43	E	J	L	
CI 010C 06									0.563	14.30	1.70	0.030	0.149	3.78	E	J	L	
CI 010C 07									0.625	15.88	1.50	0.027	0.163	4.13	E	J	L	
CI 010C 08									0.750	19.05	1.20	0.022	0.190	4.84	E	J	L	
CI 010C 09									0.875	22.23	1.10	0.019	0.218	5.54	E	J	L	
CI 010C 10			<b>**SEE NOTE ON PAGE 5 UNDER FINISH</b>							1.000	25.40	0.90	0.016	0.246	6.24	E	J	L

### SPECIAL INSTRUCTIONS FOR COMPRESSION SERIES

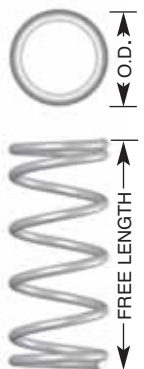
**STOCK NUMBERS:** Add "M" to end of Stock Number for Music Wire; "S" for Type 302 Stainless; "S316" for Type 316 Stainless.  
**PRICING:** See Inside Back Cover for up to 199 pricing. To price or order up to 1000 pcs., visit leespring.com; 1000+ pcs. contact Lee Spring.  
**CALCULATIONS:** Spring Rate and Load at Solid Hgt. are for Music Wire. For Type 302 or Type 316 Stainless, multiply figures shown by 5/6 (.833).  
 \*Note: Type 302 may be substituted with Type 304 at Lee Spring's discretion.

# COMPRESSION SPRINGS: INSTRUMENT SERIES (INCH)

ENDS NOT GROUND • Music Wire (Plated\*\*), 302 Stainless Steel\* (Passivated),  
or 316 Stainless Steel (Passivated Ultrasonically Cleaned)

COMPRESSION SPRINGS

LEE STOCK NUMBER	OUTSIDE DIAMETER		TO WORK IN HOLE DIAMETER		WIRE DIAMETER		APPROX. LOAD AT SOLID HGT.		FREE LENGTH		SPRING RATE		SOLID HEIGHT		PRICE GROUP		
	IN.	MM	IN.	MM	IN.	MM	LB.	KG	IN.	MM	LB./IN.	KG/MM	IN.	MM	Music Wire	302 Stainless*	316 Stainless
															M	S	S316
CI 011C 01	.102	2.59	.109	2.77	.011	.28	1.000	.453	0.250	6.35	6.10	0.109	0.088	2.23	E	J	L
CI 011C 02									0.313	7.95	4.70	0.084	0.104	2.63	E	J	L
CI 011C 03									0.375	9.53	3.90	0.069	0.119	3.03	E	J	L
CI 011C 04									0.438	11.13	3.30	0.058	0.135	3.43	E	J	L
CI 011C 05									0.500	12.70	2.80	0.050	0.150	3.82	E	J	L
CI 011C 06									0.563	14.30	2.50	0.044	0.166	4.22	E	J	L
CI 011C 07									0.625	15.88	2.20	0.040	0.182	4.61	E	J	L
CI 011C 08									0.750	19.05	1.80	0.033	0.213	5.41	E	J	L
CI 011C 09									0.875	22.23	1.60	0.028	0.244	6.20	E	J	L
CI 011C 10									1.000	25.40	1.40	0.024	0.275	7.00	E	J	L
<b>**SEE NOTE ON PAGE 5 UNDER FINISH</b>																	
CI 012C 01	.102	2.59	.109	2.77	.012	.30	1.250	.570	0.250	6.35	8.50	0.152	0.101	2.57	E	J	L
CI 012C 02									0.313	7.95	6.30	0.113	0.120	3.05	E	J	L
CI 012C 03									0.375	9.53	5.20	0.093	0.139	3.53	E	J	L
CI 012C 04									0.438	11.13	4.40	0.078	0.158	4.01	E	J	L
CI 012C 05									0.500	12.70	3.80	0.068	0.176	4.48	E	J	L
CI 012C 06									0.563	14.30	3.30	0.060	0.195	4.96	E	J	L
CI 012C 07									0.625	15.88	3.00	0.053	0.214	5.43	E	J	L
CI 012C 08									0.750	19.05	2.50	0.044	0.251	6.38	E	J	L
CI 012C 09									0.875	22.23	2.10	0.037	0.289	7.34	E	J	L
CI 012C 10									1.000	25.40	1.80	0.033	0.326	8.29	E	J	L
<b>**SEE NOTE ON PAGE 5 UNDER FINISH</b>																	
CI 010D 01	.120	3.05	.125	3.18	.010	.25	.600	.270	0.250	6.35	3.20	0.058	0.067	1.70	E	J	L
CI 010D 02									0.313	7.95	2.50	0.045	0.077	1.96	E	J	L
CI 010D 03									0.375	9.53	2.10	0.037	0.087	2.22	E	J	L
CI 010D 04									0.438	11.13	1.70	0.031	0.098	2.48	E	J	L
CI 010D 05									0.500	12.70	1.50	0.027	0.108	2.74	E	J	L
CI 010D 06									0.563	14.30	1.30	0.024	0.118	3.00	E	J	L
CI 010D 07									0.625	15.88	1.20	0.021	0.128	3.26	E	J	L
CI 010D 08									0.750	19.05	1.00	0.018	0.149	3.77	E	J	L
CI 010D 09									0.875	22.23	0.80	0.015	0.169	4.29	E	J	L
CI 010D 10									1.000	25.40	0.70	0.013	0.189	4.81	E	J	L
CI 010D 11									1.125	28.58	0.65	0.012	0.209	5.32	E	J	L
CI 010D 12									1.250	31.75	0.58	0.010	0.231	5.87	E	J	L
CI 010D 13									1.500	38.10	0.48	0.009	0.273	6.93	E	J	L
<b>**SEE NOTE ON PAGE 5 UNDER FINISH</b>																	
CI 011D 01	.120	3.05	.125	3.18	.011	.28	.850	.385	0.250	6.35	4.80	0.085	0.074	1.88	E	J	L
CI 011D 02									0.313	7.95	3.70	0.066	0.086	2.17	E	J	L
CI 011D 03									0.375	9.53	3.00	0.054	0.097	2.47	E	J	L
CI 011D 04									0.438	11.13	2.60	0.046	0.109	2.76	E	J	L
CI 011D 05									0.500	12.70	2.20	0.040	0.120	3.05	E	J	L
CI 011D 06									0.563	14.30	2.00	0.035	0.132	3.35	E	J	L
CI 011D 07									0.625	15.88	1.80	0.031	0.143	3.64	E	J	L
CI 011D 08									0.750	19.05	1.40	0.026	0.167	4.23	E	J	L
CI 011D 09									0.875	22.23	1.20	0.022	0.190	4.82	E	J	L
CI 011D 10									1.000	25.40	1.10	0.019	0.213	5.41	E	J	L
<b>**SEE NOTE ON PAGE 5 UNDER FINISH</b>																	



**SPECIAL INSTRUCTIONS FOR COMPRESSION SERIES**

**STOCK NUMBERS:** Add "M" to end of Stock Number for Music Wire; "S" for Type 302 Stainless; "S316" for Type 316 Stainless.

**PRICING:** See Inside Back Cover for up to 199 pricing. To price or order up to 1000 pcs., visit leespring.com; 1000+ pcs. contact Lee Spring.

**CALCULATIONS:** Spring Rate and Load at Solid Hgt. are for Music Wire. For Type 302 or Type 316 Stainless, multiply figures shown by 5/6 (.833).

\*Note: Type 302 may be substituted with Type 304 at Lee Spring's discretion.

# COMPRESSION SPRINGS: INSTRUMENT SERIES (INCH)

ENDS NOT GROUND • Music Wire (Plated\*\*), 302 Stainless Steel\* (Passivated),  
or 316 Stainless Steel (Passivated Ultrasonically Cleaned)

COMPRESSION SPRINGS

LEE STOCK NUMBER	OUTSIDE DIAMETER		TO WORK IN HOLE DIAMETER		WIRE DIAMETER		APPROX. LOAD AT SOLID HGT.		FREE LENGTH		SPRING RATE		SOLID HEIGHT		PRICE GROUP		
	IN.	MM	IN.	MM	IN.	MM	LB.	KG	IN.	MM	LB/IN.	KG/MM	IN.	MM	Music Wire	302 Stainless*	316 Stainless
CI 012D 01	.120	3.05	.125	3.18	.012	.30	1.100	.500	0.250	6.35	6.50	0.117	0.084	2.13	E	J	L
CI 012D 02									0.313	7.95	5.10	0.090	0.097	2.48	E	J	L
CI 012D 03									0.375	9.53	4.10	0.074	0.111	2.82	E	J	L
CI 012D 04									0.438	11.13	3.50	0.062	0.125	3.17	E	J	L
CI 012D 05									0.500	12.70	3.00	0.054	0.138	3.51	E	J	L
CI 012D 06									0.563	14.30	2.70	0.047	0.152	3.86	E	J	L
CI 012D 07									0.625	15.88	2.40	0.042	0.165	4.20	E	J	L
CI 012D 7A									0.688	17.48	2.10	0.038	0.182	4.63	E	J	L
CI 012D 08									0.750	19.05	2.00	0.035	0.193	4.90	E	J	L
CI 012D 8A									0.813	20.65	1.80	0.032	0.207	5.25	E	J	L
CI 012D 09									0.875	22.23	1.70	0.030	0.220	5.59	E	J	L
CI 012D 9A									0.938	23.83	1.50	0.027	0.241	6.11	E	J	L
CI 012D 10									1.000	25.40	1.50	0.026	0.247	6.28	E	J	L
CI 012D 11	**SEE NOTE ON PAGE 5 UNDER FINISH		1.125	28.58	1.30	0.023	0.272	6.90	E	J	L						
CI 012D 12	1.250	31.75	1.20	0.021	0.291	7.40	E	J	L								
CI 012D 13	1.500	38.10	1.00	0.018	0.342	8.69	E	J	L								
CI 010DE 01	.156	3.96	.172	4.37	.010	.25	.436	.198	0.250	6.35	2.20	0.039	0.052	1.32	E	J	L
CI 010DE 02									0.313	7.95	1.71	0.031	0.058	1.48	E	J	L
CI 010DE 03									0.375	9.53	1.40	0.025	0.064	1.63	E	J	L
CI 010DE 04									0.438	11.13	1.19	0.021	0.071	1.79	E	J	L
CI 010DE 05									0.500	12.70	1.03	0.018	0.077	1.95	E	J	L
CI 010DE 06									0.563	14.30	0.91	0.016	0.083	2.11	E	J	L
CI 010DE 07									0.625	15.88	0.81	0.014	0.089	2.27	E	J	L
CI 010DE 08									0.750	19.05	0.67	0.012	0.102	2.58	E	J	L
CI 010DE 09									0.875	22.23	0.57	0.010	0.114	2.90	E	J	L
CI 010DE 10									1.000	25.40	0.50	0.009	0.127	3.21	E	J	L
CI 011DE 01	.156	3.96	.172	4.37	.011	.28	.583	.265	0.250	6.35	3.08	0.055	0.061	1.54	E	J	L
CI 011DE 02									0.313	7.95	2.39	0.043	0.068	1.73	E	J	L
CI 011DE 03									0.375	9.53	1.95	0.035	0.076	1.93	E	J	L
CI 011DE 04									0.438	11.13	1.65	0.029	0.083	2.12	E	J	L
CI 011DE 05									0.500	12.70	1.43	0.026	0.091	2.31	E	J	L
CI 011DE 06									0.563	14.30	1.26	0.023	0.099	2.51	E	J	L
CI 011DE 07									0.625	15.88	1.13	0.020	0.106	2.70	E	J	L
CI 011DE 08									0.750	19.05	0.93	0.017	0.122	3.09	E	J	L
CI 011DE 09									0.875	22.23	0.79	0.014	0.137	3.48	E	J	L
CI 011DE 10									1.000	25.40	0.69	0.012	0.152	3.86	E	J	L
CI 012DE 01	.156	3.96	.172	4.37	.012	.30	.764	.346	0.250	6.35	4.15	0.074	0.066	1.68	E	J	L
CI 012DE 02									0.313	7.95	3.21	0.057	0.075	1.90	E	J	L
CI 012DE 03									0.375	9.53	2.62	0.047	0.084	2.13	E	J	L
CI 012DE 04									0.438	11.13	2.21	0.039	0.093	2.35	E	J	L
CI 012DE 05									0.500	12.70	1.92	0.034	0.101	2.57	E	J	L
CI 012DE 06									0.563	14.30	1.69	0.030	0.110	2.80	E	J	L
CI 012DE 07									0.625	15.88	1.51	0.027	0.119	3.02	E	J	L
CI 012DE 08									0.750	19.05	1.24	0.022	0.136	3.46	E	J	L
CI 012DE 09									0.875	22.23	1.06	0.019	0.154	3.91	E	J	L
CI 012DE 10									1.000	25.40	0.92	0.016	0.172	4.36	E	J	L

### SPECIAL INSTRUCTIONS FOR COMPRESSION SERIES

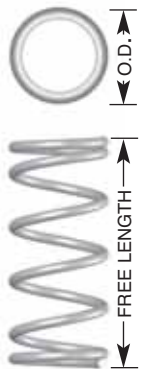
**STOCK NUMBERS:** Add "M" to end of Stock Number for Music Wire; "S" for Type 302 Stainless; "S316" for Type 316 Stainless.  
**PRICING:** See Inside Back Cover for up to 199 pricing. To price or order up to 1000 pcs., visit leespring.com; 1000+ pcs. contact Lee Spring.  
**CALCULATIONS:** Spring Rate and Load at Solid Hgt. are for Music Wire. For Type 302 or Type 316 Stainless, multiply figures shown by 5/6 (.833).  
 \*Note: Type 302 may be substituted with Type 304 at Lee Spring's discretion.

# COMPRESSION SPRINGS: INSTRUMENT SERIES (INCH)

ENDS NOT GROUND • Music Wire (Plated\*\*), 302 Stainless Steel\* (Passivated),  
or 316 Stainless Steel (Passivated Ultrasonically Cleaned)

COMPRESSION SPRINGS

LEE STOCK NUMBER	OUTSIDE DIAMETER		TO WORK IN HOLE DIAMETER		WIRE DIAMETER		APPROX. LOAD AT SOLID HGT.		FREE LENGTH		SPRING RATE		SOLID HEIGHT		PRICE GROUP				
	IN.	MM	IN.	MM	IN.	MM	LB.	KG	IN.	MM	LB/IN.	KG/MM	IN.	MM	Music Wire	302 Stainless*	316 Stainless		
															M	S	S316		
CI 013DE 01	.156	3.96	.172	4.37	.013	.33	.968	.439	0.250	6.35	5.49	0.098	0.074	1.87	E	J	L		
CI 013DE 02									0.375	9.53	3.45	0.062	0.094	2.39	E	J	L		
CI 013DE 03									0.500	12.70	2.51	0.045	0.115	2.92	E	J	L		
CI 013DE 04									0.625	15.88	1.98	0.035	0.135	3.44	E	J	L		
CI 013DE 05									**SEE NOTE ON PAGE 5 UNDER FINISH		0.750	19.05	1.63	0.029	0.156	3.96	E	J	L
CI 013DE 06									**SEE NOTE ON PAGE 5 UNDER FINISH		1.000	25.40	1.21	0.022	0.197	5.00	E	J	L
CI 010E 01	.180	4.57	.188	4.78	.010	.25	.402	.182	0.250	6.35	1.97	0.035	0.046	1.16	E	J	L		
CI 010E 02									0.313	7.95	1.53	0.027	0.050	1.27	E	J	L		
CI 010E 03									0.375	9.53	1.26	0.022	0.054	1.38	E	J	L		
CI 010E 04									0.438	11.13	1.06	0.019	0.059	1.49	E	J	L		
CI 010E 05									0.500	12.70	0.92	0.016	0.063	1.60	E	J	L		
CI 010E 06									0.563	14.30	0.81	0.015	0.068	1.72	E	J	L		
CI 010E 07									0.625	15.88	0.73	0.013	0.072	1.83	E	J	L		
CI 010E 08									0.750	19.05	0.60	0.011	0.081	2.05	E	J	L		
CI 010E 09									0.875	22.23	0.51	0.009	0.090	2.28	E	J	L		
CI 010E 10									1.000	25.40	0.45	0.008	0.098	2.50	E	J	L		
CI 010E 11									1.250	31.75	0.36	0.006	0.116	2.95	E	J	L		
CI 010E 12									1.500	38.10	0.29	0.005	0.134	3.40	E	J	L		
CI 012E 01	.180	4.57	.188	4.78	.012	.30	.690	.313	0.250	6.35	3.60	0.064	0.060	1.51	E	J	L		
CI 012E 02									0.313	7.95	2.80	0.050	0.066	1.68	E	J	L		
CI 012E 03									0.375	9.53	2.30	0.041	0.073	1.85	E	J	L		
CI 012E 04									0.438	11.13	1.90	0.034	0.079	2.02	E	J	L		
CI 012E 05									0.500	12.70	1.70	0.030	0.086	2.18	E	J	L		
CI 012E 06									0.563	14.30	1.50	0.026	0.092	2.35	E	J	L		
CI 012E 07									0.625	15.88	1.30	0.023	0.099	2.52	E	J	L		
CI 012E 08									0.750	19.05	1.10	0.019	0.112	2.85	E	J	L		
CI 012E 09									0.875	22.23	0.90	0.016	0.125	3.18	E	J	L		
CI 012E 10									1.000	25.40	0.80	0.014	0.139	3.52	E	J	L		
CI 012E 11									1.250	31.75	0.60	0.011	0.165	4.19	E	J	L		
CI 012E 12									1.500	38.10	0.50	0.009	0.191	4.86	E	J	L		
CI 013E 01	.180	4.57	.188	4.78	.013	.33	.850	.385	0.250	6.35	4.60	0.082	0.067	1.70	E	J	L		
CI 013E 02									0.313	7.95	3.50	0.063	0.075	1.90	E	J	L		
CI 013E 03									0.375	9.53	2.90	0.051	0.083	2.10	E	J	L		
CI 013E 04									0.438	11.13	2.40	0.043	0.091	2.31	E	J	L		
CI 013E 05									0.500	12.70	2.10	0.038	0.099	2.51	E	J	L		
CI 013E 06									0.563	14.30	1.90	0.033	0.107	2.71	E	J	L		
CI 013E 07									0.625	15.88	1.70	0.030	0.115	2.91	E	J	L		
CI 013E 08									0.750	19.05	1.40	0.024	0.130	3.31	E	J	L		
CI 013E 09									0.875	22.23	1.20	0.021	0.146	3.72	E	J	L		
CI 013E 10									1.000	25.40	1.00	0.018	0.162	4.12	E	J	L		
CI 013E 11									1.250	31.75	0.80	0.014	0.194	4.93	E	J	L		
CI 013E 12									1.500	38.10	0.70	0.012	0.226	5.73	E	J	L		



### SPECIAL INSTRUCTIONS FOR COMPRESSION SERIES

**STOCK NUMBERS:** Add "M" to end of Stock Number for Music Wire; "S" for Type 302 Stainless; "S316" for Type 316 Stainless.  
**PRICING:** See Inside Back Cover for up to 199 pricing. To price or order up to 1000 pcs., visit leespring.com; 1000+ pcs. contact Lee Spring.  
**CALCULATIONS:** Spring Rate and Load at Solid Hgt. are for Music Wire. For Type 302 or Type 316 Stainless, multiply figures shown by 5/6 (.833).  
 \*Note: Type 302 may be substituted with Type 304 at Lee Spring's discretion.

# COMPRESSION SPRINGS: INSTRUMENT SERIES (INCH)

ENDS NOT GROUND • Music Wire (Plated\*\*), 302 Stainless Steel\* (Passivated),  
or 316 Stainless Steel (Passivated Ultrasonically Cleaned)

COMPRESSION SPRINGS

LEE STOCK NUMBER	OUTSIDE DIAMETER		TO WORK IN HOLE DIAMETER		WIRE DIAMETER		APPROX. LOAD AT SOLID HGT.		FREE LENGTH		SPRING RATE		SOLID HEIGHT		PRICE GROUP		
	IN.	MM	IN.	MM	IN.	MM	LB.	KG	IN.	MM	LB/IN.	KG/MM	IN.	MM	Music Wire	302 Stainless*	316 Stainless
															M	S	S316
CI 010EF 01									0.250	6.35	1.623	0.029	0.046	1.18	E	J	L
CI 010EF 02									0.313	7.95	1.262	0.023	0.051	1.30	E	J	L
CI 010EF 03									0.375	9.53	1.035	0.018	0.056	1.41	E	J	L
CI 010EF 04									0.438	11.13	0.875	0.016	0.060	1.53	E	J	L
CI 010EF 05									0.500	12.70	0.760	0.014	0.065	1.65	E	J	L
CI 010EF 06									0.563	14.30	0.670	0.012	0.070	1.77	E	J	L
CI 010EF 07	.188	4.78	.203	5.16	.010	.25	.330	.150	0.625	15.88	0.600	0.011	0.074	1.89	E	J	L
CI 010EF 08									0.750	19.05	0.496	0.009	0.084	2.12	E	J	L
CI 010EF 09									0.875	22.23	0.423	0.008	0.093	2.36	E	J	L
CI 010EF 10									1.000	25.40	0.368	0.007	0.102	2.60	E	J	L
CI 010EF 11									1.250	31.75	0.293	0.005	0.121	3.07	E	J	L
CI 010EF 12									1.375	34.93	0.265	0.005	0.130	3.31	E	J	L
CI 010EF 13									1.500	38.10	0.243	0.004	0.139	3.54	E	J	L
CI 010EF 14									1.750	44.45	0.208	0.004	0.158	4.02	E	J	L
**SEE NOTE ON PAGE 5 UNDER FINISH																	
CI 011EF 01									0.250	6.35	1.873	0.033	0.056	1.43	E	J	L
CI 011EF 02									0.313	7.95	1.453	0.026	0.063	1.60	E	J	L
CI 011EF 03									0.375	9.53	1.193	0.021	0.070	1.77	E	J	L
CI 011EF 04									0.438	11.13	1.007	0.018	0.076	1.94	E	J	L
CI 011EF 05									0.500	12.70	0.875	0.016	0.083	2.10	E	J	L
CI 011EF 06									0.563	14.30	0.771	0.014	0.090	2.27	E	J	L
CI 011EF 07	.188	4.78	.203	5.16	.011	.28	.363	.165	0.625	15.88	0.691	0.012	0.096	2.44	E	J	L
CI 011EF 08									0.750	19.05	0.571	0.010	0.109	2.78	E	J	L
CI 011EF 09									0.875	22.23	0.486	0.009	0.123	3.11	E	J	L
CI 011EF 10									1.000	25.40	0.424	0.008	0.136	3.45	E	J	L
CI 011EF 11									1.250	31.75	0.337	0.006	0.162	4.12	E	J	L
CI 011EF 12									1.375	34.93	0.305	0.005	0.176	4.46	E	J	L
CI 011EF 13									1.500	38.10	0.279	0.005	0.189	4.80	E	J	L
CI 011EF 14									1.750	44.45	0.239	0.004	0.215	5.47	E	J	L
**SEE NOTE ON PAGE 5 UNDER FINISH																	
CI 012EF 01									0.250	6.35	1.97	0.035	0.073	1.86	E	J	L
CI 012EF 02									0.313	7.95	1.61	0.029	0.081	2.07	E	J	L
CI 012EF 03									0.375	9.53	1.31	0.023	0.091	2.32	E	J	L
CI 012EF 04									0.438	11.13	1.11	0.020	0.101	2.57	E	J	L
CI 012EF 05									0.500	12.70	0.96	0.017	0.111	2.82	E	J	L
CI 012EF 06									0.563	14.30	0.85	0.015	0.121	3.08	E	J	L
CI 012EF 07	.188	4.78	.203	5.16	.012	.30	.372	.169	0.625	15.88	0.76	0.014	0.131	3.33	E	J	L
CI 012EF 08									0.750	19.05	0.62	0.011	0.151	3.84	E	J	L
CI 012EF 09									0.875	22.23	0.53	0.009	0.171	4.34	E	J	L
CI 012EF 10									1.000	25.40	0.46	0.008	0.191	4.85	E	J	L
CI 012EF 11									1.250	31.75	0.37	0.007	0.231	5.86	E	J	L
CI 012EF 12									1.375	34.93	0.33	0.006	0.251	6.37	E	J	L
CI 012EF 13									1.500	38.10	0.30	0.005	0.271	6.88	E	J	L
CI 012EF 14									1.750	44.45	0.26	0.005	0.311	7.89	E	J	L

### SPECIAL INSTRUCTIONS FOR COMPRESSION SERIES

**STOCK NUMBERS:** Add "M" to end of Stock Number for Music Wire; "S" for Type 302 Stainless; "S316" for Type 316 Stainless.  
**PRICING:** See Inside Back Cover for up to 199 pricing. To price or order up to 1000 pcs., visit leespring.com; 1000+ pcs. contact Lee Spring.  
**CALCULATIONS:** Spring Rate and Load at Solid Hgt. are for Music Wire. For Type 302 or Type 316 Stainless, multiply figures shown by 5/6 (.833).  
 \*Note: Type 302 may be substituted with Type 304 at Lee Spring's discretion.



# COMPRESSION SPRINGS: INSTRUMENT SERIES (INCH)

ENDS NOT GROUND • Music Wire (Plated\*\*), 302 Stainless Steel\* (Passivated),  
or 316 Stainless Steel (Passivated Ultrasonically Cleaned)

LEE STOCK NUMBER	OUTSIDE DIAMETER		TO WORK IN HOLE DIAMETER		WIRE DIAMETER		APPROX. LOAD AT SOLID HGT.		FREE LENGTH		SPRING RATE		SOLID HEIGHT		PRICE GROUP										
	IN.	MM	IN.	MM	IN.	MM	LB.	KG	IN.	MM	LB./IN.	KG/MM	IN.	MM	Music Wire	302 Stainless*	316 Stainless								
															M	S	S316								
CI 013EF 01	.188	4.78	.203	5.16	.013	.33	.916	.415	0.250	6.35	4.87	0.087	0.062	1.58	E	J	L								
CI 013EF 02									0.313	7.95	3.75	0.067	0.069	1.75	E	J	L								
CI 013EF 03									0.375	9.53	3.06	0.055	0.075	1.91	E	J	L								
CI 013EF 04									0.438	11.13	2.58	0.046	0.082	2.08	E	J	L								
CI 013EF 05									0.500	12.70	2.23	0.040	0.088	2.24	E	J	L								
CI 013EF 06									0.563	14.30	1.96	0.035	0.095	2.41	E	J	L								
CI 013EF 07									0.625	15.88	1.75	0.031	0.101	2.57	E	J	L								
CI 013EF 08									0.750	19.05	1.45	0.026	0.114	2.90	E	J	L								
CI 013EF 09									0.875	22.23	1.23	0.022	0.127	3.23	E	J	L								
CI 013EF 10									1.000	25.40	1.07	0.019	0.140	3.56	E	J	L								
CI 013EF 11									**SEE NOTE ON PAGE 5 UNDER FINISH								1.250	31.75	0.85	0.015	0.166	4.22	E	J	L
CI 013EF 12									**SEE NOTE ON PAGE 5 UNDER FINISH								1.375	34.93	0.77	0.014	0.179	4.55	E	J	L
CI 010EG 01	.218	5.54	.234	5.94	.010	.25	.245	.111	0.250	6.35	1.189	0.021	0.044	1.12	E	J	L								
CI 010EG 02									0.313	7.95	0.924	0.017	0.048	1.22	E	J	L								
CI 010EG 03									0.375	9.53	0.758	0.014	0.052	1.32	E	J	L								
CI 010EG 04									0.438	11.13	0.641	0.011	0.056	1.42	E	J	L								
CI 010EG 05									0.500	12.70	0.556	0.010	0.060	1.52	E	J	L								
CI 010EG 06									0.563	14.30	0.491	0.009	0.064	1.62	E	J	L								
CI 010EG 07									0.625	15.88	0.439	0.008	0.068	1.73	E	J	L								
CI 010EG 08									0.750	19.05	0.363	0.006	0.076	1.93	E	J	L								
CI 010EG 09									0.875	22.23	0.309	0.006	0.084	2.13	E	J	L								
CI 010EG 10									1.000	25.40	0.270	0.005	0.092	2.33	E	J	L								
CI 010EG 11									1.250	31.75	0.214	0.004	0.108	2.74	E	J	L								
CI 010EG 12									**SEE NOTE ON PAGE 5 UNDER FINISH								1.500	38.10	0.178	0.003	0.124	3.14	E	J	L
CI 010EG 13									**SEE NOTE ON PAGE 5 UNDER FINISH								1.750	44.45	0.152	0.003	0.140	3.55	E	J	L
CI 011EG 01	.218	5.54	.234	5.94	.011	.28	.314	.142	0.250	6.35	1.573	0.028	0.050	1.28	E	J	L								
CI 011EG 02									0.313	7.95	1.217	0.022	0.055	1.41	E	J	L								
CI 011EG 03									0.375	9.53	1.004	0.018	0.060	1.53	E	J	L								
CI 011EG 04									0.438	11.13	0.846	0.015	0.065	1.66	E	J	L								
CI 011EG 05									0.500	12.70	0.734	0.013	0.070	1.78	E	J	L								
CI 011EG 06									0.563	14.30	0.649	0.012	0.075	1.90	E	J	L								
CI 011EG 07									0.625	15.88	0.581	0.010	0.080	2.03	E	J	L								
CI 011EG 08									0.750	19.05	0.480	0.009	0.090	2.28	E	J	L								
CI 011EG 09									0.875	22.23	0.409	0.007	0.100	2.53	E	J	L								
CI 011EG 10									1.000	25.40	0.356	0.006	0.109	2.78	E	J	L								
CI 011EG 11									1.250	31.75	0.283	0.005	0.129	3.28	E	J	L								
CI 011EG 12									**SEE NOTE ON PAGE 5 UNDER FINISH								1.500	38.10	0.235	0.004	0.149	3.78	E	J	L
CI 011EG 13									**SEE NOTE ON PAGE 5 UNDER FINISH								1.750	44.45	0.201	0.004	0.169	4.28	E	J	L

COMPRESSION SPRINGS



### SPECIAL INSTRUCTIONS FOR COMPRESSION SERIES

**STOCK NUMBERS:** Add "M" to end of Stock Number for Music Wire; "S" for Type 302 Stainless; "S316" for Type 316 Stainless.  
**PRICING:** See Inside Back Cover for up to 199 pricing. To price or order up to 1000 pcs., visit leespring.com; 1000+ pcs. contact Lee Spring.  
**CALCULATIONS:** Spring Rate and Load at Solid Hgt. are for Music Wire. For Type 302 or Type 316 Stainless, multiply figures shown by 5/6 (.833).  
 \*Note: Type 302 may be substituted with Type 304 at Lee Spring's discretion.

# COMPRESSION SPRINGS: INSTRUMENT SERIES (INCH)

ENDS NOT GROUND • Music Wire (Plated\*\*), 302 Stainless Steel\* (Passivated),  
or 316 Stainless Steel (Passivated Ultrasonically Cleaned)

COMPRESSION SPRINGS

LEE STOCK NUMBER	OUTSIDE DIAMETER		TO WORK IN HOLE DIAMETER		WIRE DIAMETER		APPROX. LOAD AT SOLID HGT.		FREE LENGTH		SPRING RATE		SOLID HEIGHT		PRICE GROUP		
	IN.	MM	IN.	MM	IN.	MM	LB.	KG	IN.	MM	LB/IN.	KG/MM	IN.	MM	Music Wire	302 Stainless*	316 Stainless
															M	S	S316
CI 012EG 01									0.250	6.35	2.81	0.050	0.051	1.30	E	J	L
CI 012EG 02									0.313	7.95	2.17	0.039	0.056	1.41	E	J	L
CI 012EG 03									0.375	9.53	1.77	0.032	0.060	1.53	E	J	L
CI 012EG 04									0.438	11.13	1.50	0.027	0.065	1.64	E	J	L
CI 012EG 05									0.500	12.70	1.30	0.023	0.069	1.75	E	J	L
CI 012EG 06	.218	5.54	.234	5.94	.012	.30	.559	.254	0.563	14.30	1.14	0.020	0.073	1.86	E	J	L
CI 012EG 07									0.625	15.88	1.02	0.018	0.078	1.98	E	J	L
CI 012EG 08									0.750	19.05	0.84	0.015	0.087	2.20	E	J	L
CI 012EG 09									0.875	22.23	0.72	0.013	0.096	2.43	E	J	L
CI 012EG 10									1.000	25.40	0.62	0.011	0.104	2.65	E	J	L
CI 012EG 11									1.250	31.75	0.50	0.009	0.122	3.10	E	J	L
CI 012EG 12									1.500	38.10	0.41	0.007	0.140	3.55	E	J	L
CI 012EG 13									1.750	44.45	0.35	0.006	0.158	4.00	E	J	L
**SEE NOTE ON PAGE 5 UNDER FINISH																	
CI 013EG 01									0.250	6.35	2.35	0.042	0.068	1.74	E	J	L
CI 013EG 02									0.313	7.95	1.81	0.032	0.077	1.95	E	J	L
CI 013EG 03									0.375	9.53	1.48	0.026	0.085	2.17	E	J	L
CI 013EG 04									0.438	11.13	1.24	0.022	0.094	2.38	E	J	L
CI 013EG 05									0.500	12.70	1.08	0.019	0.102	2.59	E	J	L
CI 013EG 06									0.563	14.30	0.95	0.017	0.110	2.81	E	J	L
CI 013EG 07	.218	5.54	.234	5.94	.013	.33	.427	.194	0.625	15.88	0.85	0.015	0.119	3.02	E	J	L
CI 013EG 08									0.750	19.05	0.70	0.012	0.136	3.44	E	J	L
CI 013EG 09									0.875	22.23	0.59	0.011	0.152	3.87	E	J	L
CI 013EG 10									1.000	25.40	0.52	0.009	0.169	4.30	E	J	L
CI 013EG 11									1.250	31.75	0.41	0.007	0.203	5.15	E	J	L
CI 013EG 12									1.500	38.10	0.34	0.006	0.236	6.00	E	J	L
CI 013EG 13									1.750	44.45	0.29	0.005	0.270	6.85	E	J	L
**SEE NOTE ON PAGE 5 UNDER FINISH																	

### SPECIAL INSTRUCTIONS FOR COMPRESSION SERIES

**STOCK NUMBERS:** Add "M" to end of Stock Number for Music Wire; "S" for Type 302 Stainless; "S316" for Type 316 Stainless.

**PRICING:** See Inside Back Cover for up to 199 pricing. To price or order up to 1000 pcs., visit leespring.com; 1000+ pcs. contact Lee Spring.

**CALCULATIONS:** Spring Rate and Load at Solid Hgt. are for Music Wire. For Type 302 or Type 316 Stainless, multiply figures shown by 5/6 (.833).


\*Note: Type 302 may be substituted with Type 304 at Lee Spring's discretion.

# COMPRESSION SPRINGS: INSTRUMENT SERIES (METRIC)

ENDS NOT GROUND • Music Wire (Plated\*\*) or Stainless Steel (Passivated)

LEE STOCK NUMBER	OUTSIDE DIAMETER		TO WORK IN HOLE DIAMETER		NOMINAL WIRE DIAMETER		TO WORK OVER ROD DIAMETER		APPROX. LOAD AT SOLID HGT.		NOMINAL FREE LENGTH		SPRING RATE		SOLID HEIGHT		PRICE GROUP	
	MM	IN.	MM	IN.	MM	IN.	MM	IN.	N	LB.	MM	IN.	N/MM	LB/IN.	MM	IN.	Music Wire	302 Stainless*
CIM010ZA 01†	.60	.024	.80	.031	.10	.004	.30	.012	.80	.180	1.00	0.039	2.37	13.50	0.650	0.026	N/A	M
CIM010ZA 02†											1.40	0.055	1.50	8.59	0.850	0.033	N/A	M
CIM010ZA 03†	.60	.024	.80	.031	.10	.004	.30	.012	.80	.180	2.00	0.079	0.97	5.56	1.150	0.045	N/A	M
CIM010ZA 04†											2.70	0.106	0.66	3.78	1.550	0.061	N/A	M
CIM010ZA 05†	**SEE NOTE ON PAGE 5 UNDER FINISH										3.90	0.154	0.45	2.55	2.150	0.085	N/A	M
CIM010ZB 01†	.73	.029	.90	.035	.10	.004	.40	.016	.62	.140	1.20	0.047	1.18	6.75	0.650	0.026	N/A	M
CIM010ZB 02†											1.70	0.067	0.75	4.30	0.850	0.033	N/A	M
CIM010ZB 03†	.73	.029	.90	.035	.10	.004	.40	.016	.62	.140	2.40	0.094	0.49	2.78	1.150	0.045	N/A	M
CIM010ZB 04†											3.40	0.134	0.33	1.89	1.550	0.061	N/A	M
CIM010ZB 05†	**SEE NOTE ON PAGE 5 UNDER FINISH										4.90	0.193	0.22	1.28	2.150	0.085	N/A	M
CIM012ZC 01†	.75	.030	.90	.035	.12	.005	.40	.016	1.05	.235	1.20	0.047	2.45	14.00	0.780	0.031	N/A	M
CIM012ZC 02†											1.70	0.067	1.56	8.91	1.020	0.040	N/A	M
CIM012ZC 03†	.75	.030	.90	.035	.12	.005	.40	.016	1.05	.235	2.40	0.094	1.01	5.76	1.380	0.054	N/A	M
CIM012ZC 04†											3.40	0.134	0.69	3.92	1.860	0.073	N/A	M
CIM012ZC 05†	**SEE NOTE ON PAGE 5 UNDER FINISH										4.90	0.193	0.46	2.65	2.580	0.102	N/A	M
CIM010ZD 01†	.90	.035	1.10	.043	.10	.004	.50	.020	.49	.110	1.50	0.059	0.58	3.30	0.650	0.026	N/A	M
CIM010ZD 02†											2.20	0.087	0.37	2.10	0.850	0.033	N/A	M
CIM010ZD 03†	.90	.035	1.10	.043	.10	.004	.50	.020	.49	.110	3.20	0.126	0.24	1.36	1.150	0.045	N/A	M
CIM010ZD 04†											4.60	0.181	0.16	0.92	1.550	0.061	N/A	M
CIM010ZD 05†	**SEE NOTE ON PAGE 5 UNDER FINISH										6.60	0.260	0.11	0.62	2.150	0.085	N/A	M
CIM012ZE 01†	.92	.036	1.10	.043	.12	.005	.50	.020	.85	.190	1.50	0.059	1.20	6.84	0.780	0.031	N/A	M
CIM012ZE 02†											2.10	0.083	0.76	4.35	1.020	0.040	N/A	M
CIM012ZE 03†	.92	.036	1.10	.043	.12	.005	.50	.020	.85	.190	3.10	0.122	0.49	2.82	1.380	0.054	N/A	M
CIM012ZE 04†											4.40	0.173	0.34	1.91	1.860	0.073	N/A	M
CIM012ZE 05†	**SEE NOTE ON PAGE 5 UNDER FINISH										6.30	0.248	0.23	1.29	2.580	0.102	N/A	M
CIM016ZF 01†	.96	.038	1.20	.047	.16	.006	.40	.016	2.02	.455	1.60	0.063	3.78	21.61	1.040	0.041	N/A	J
CIM016ZF 02†											2.20	0.087	2.41	13.75	1.360	0.054	N/A	J
CIM016ZF 03†	.96	.038	1.20	.047	.16	.006	.40	.016	2.02	.455	3.10	0.122	1.56	8.90	1.840	0.072	N/A	J
CIM016ZF 04†											4.40	0.173	1.06	6.05	2.480	0.098	N/A	J
CIM016ZF 05†	**SEE NOTE ON PAGE 5 UNDER FINISH										6.20	0.244	0.72	4.09	3.440	0.135	N/A	J
CIM010ZG 01†	1.10	.043	1.40	.055	.10	.004	.70	.028	.39	.088	2.00	0.079	0.30	1.69	0.650	0.026	N/A	L
CIM010ZG 02†											2.90	0.114	0.19	1.07	0.850	0.033	N/A	L
CIM010ZG 03†	1.10	.043	1.40	.055	.10	.004	.70	.028	.39	.088	4.40	0.173	0.12	0.70	1.150	0.045	N/A	L
CIM010ZG 04†											6.30	0.248	0.08	0.47	1.550	0.061	N/A	L
CIM010ZG 05†	**SEE NOTE ON PAGE 5 UNDER FINISH										9.20	0.362	0.06	0.32	2.150	0.085	N/A	L
CIM012ZH 01†	1.12	.044	1.40	.055	.12	.005	.60	.024	.67	.151	1.90	0.075	0.61	3.50	0.780	0.031	N/A	M
CIM012ZH 02†											2.70	0.106	0.39	2.23	1.020	0.040	N/A	M
CIM012ZH 03†	1.12	.044	1.40	.055	.12	.005	.60	.024	.67	.151	4.00	0.157	0.25	1.44	1.380	0.054	N/A	M
CIM012ZH 04†											5.80	0.228	0.17	0.98	1.860	0.073	N/A	M
CIM012ZH 05†	**SEE NOTE ON PAGE 5 UNDER FINISH										8.40	0.331	0.12	0.66	2.580	0.102	N/A	M

COMPRESSION SPRINGS



### SPECIAL INSTRUCTIONS FOR COMPRESSION SERIES

**STOCK NUMBERS:** Add "M" to end of Stock Number for Music Wire; "S" for Type 302 Stainless; "S316" for Type 316 Stainless.  
**PRICING:** See Inside Back Cover for up to 199 pricing. To price or order up to 1000 pcs., visit [leespring.com](http://leespring.com); 1000+ pcs. contact Lee Spring.  
**CALCULATIONS:** Spring Rate and Load at Solid Hgt. are for Music Wire. For Type 302 or Type 316 Stainless, multiply figures shown by 5/6 (.833).  
 \*Note: Type 302 may be substituted with Type 304 at Lee Spring's discretion.  
 † Indicates DIN Compression Springs meeting the design parameters outlined in Standard DIN 2098.

# COMPRESSION SPRINGS: INSTRUMENT SERIES (METRIC)

ENDS NOT GROUND • Music Wire (Plated\*\*) or Stainless Steel (Passivated)

COMPRESSION SPRINGS

LEE STOCK NUMBER	OUTSIDE DIAMETER		TO WORK IN HOLE DIAMETER		NOMINAL WIRE DIAMETER		TO WORK OVER ROD DIAMETER		APPROX. LOAD AT SOLID HGT.		NOMINAL FREE LENGTH		SPRING RATE		SOLID HEIGHT		PRICE GROUP							
	MM	IN.	MM	IN.	MM	IN.	MM	IN.	N	LB.	MM	IN.	N/MM	LB/IN.	MM	IN.	M	S						
CIM016ZJ 01†	1.16	.046	1.40	.055	.16	.006	.60	.024	1.61	.363	1.90	0.075	1.94	11.06	1.040	0.041	N/A	J						
CIM016ZJ 02†											2.70	0.106	1.23	7.04	1.360	0.054	N/A	J						
CIM016ZJ 03†	1.16	.046	1.40	.055	.16	.006	.60	.024	1.61	.363	3.80	0.150	0.80	4.55	1.840	0.072	N/A	J						
CIM016ZJ 04†											5.40	0.213	0.54	3.10	2.480	0.098	N/A	J						
CIM016ZJ 05†	**SEE NOTE ON PAGE 5 UNDER FINISH																7.80	0.307	0.37	2.09	3.440	0.135	N/A	J
CIM020ZK 01†	1.20	.047	1.40	.055	.20	.008	.60	.024	3.16	.710	2.00	0.079	4.73	27.01	1.300	0.051	N/A	J						
CIM020ZK 02†											2.70	0.106	3.01	17.19	1.700	0.067	N/A	J						
CIM020ZK 03†	1.20	.047	1.40	.055	.20	.008	.60	.024	3.16	.710	3.90	0.154	1.95	11.12	2.300	0.091	N/A	J						
CIM020ZK 04†											5.50	0.217	1.32	7.56	3.100	0.122	N/A	J						
CIM020ZK 05†	**SEE NOTE ON PAGE 5 UNDER FINISH																7.80	0.307	0.89	5.11	4.300	0.169	N/A	J
CIM010ZL 01†	1.30	.051	1.60	.063	.10	.004	.80	.031	.33	.074	2.60	0.102	0.17	0.98	0.650	0.026	N/A	L						
CIM010ZL 02†											3.80	0.150	0.11	0.62	0.850	0.033	N/A	L						
CIM010ZL 03†	1.30	.051	1.60	.063	.10	.004	.80	.031	.33	.074	5.80	0.228	0.07	0.40	1.150	0.045	N/A	L						
CIM010ZL 04†											8.40	0.331	0.05	0.27	1.550	0.061	N/A	L						
CIM010ZL 05†	**SEE NOTE ON PAGE 5 UNDER FINISH																12.20	0.480	0.03	0.18	2.150	0.085	N/A	L
CIM012ZM 01†	1.32	.052	1.60	.063	.12	.005	.80	.031	.56	.126	2.40	0.094	0.35	2.03	0.780	0.031	N/A	L						
CIM012ZM 02†											3.50	0.138	0.23	1.29	1.020	0.040	N/A	L						
CIM012ZM 03†	1.32	.052	1.60	.063	.12	.005	.80	.031	.56	.126	5.20	0.205	0.15	0.83	1.380	0.054	N/A	L						
CIM012ZM 04†											7.50	0.295	0.10	0.57	1.860	0.073	N/A	L						
CIM012ZM 05†	**SEE NOTE ON PAGE 5 UNDER FINISH																10.90	0.429	0.07	0.38	2.580	0.102	N/A	L
CIM016ZN 01†	1.36	.054	1.60	.063	.16	.006	.80	.031	1.32	.296	2.20	0.087	1.12	6.40	1.040	0.041	N/A	J						
CIM016ZN 02†											3.20	0.126	0.71	4.07	1.360	0.054	N/A	J						
CIM016ZN 03†	1.36	.054	1.60	.063	.16	.006	.80	.031	1.32	.296	4.70	0.185	0.46	2.64	1.840	0.072	N/A	J						
CIM016ZN 04†											6.70	0.264	0.31	1.79	2.480	0.098	N/A	J						
CIM016ZN 05†	**SEE NOTE ON PAGE 5 UNDER FINISH																9.70	0.382	0.21	1.21	3.440	0.135	N/A	J
CIM020A 01	1.40	.055	1.50	.059	.20	.008	.86	.034	2.56	.576	3.50	0.138	1.62	9.23	1.910	0.075	E	J						
CIM020A 02											5.00	0.197	1.06	6.07	2.590	0.102	E	J						
CIM020A 03	1.40	.055	1.50	.059	.20	.008	.86	.034	2.56	.576	7.50	0.295	0.68	3.87	3.720	0.146	E	J						
CIM020A 04											10.00	0.394	0.50	2.84	4.850	0.191	E	J						
CIM020A 05	1.40	.055	1.50	.059	.20	.008	.86	.034	2.56	.576	12.50	0.492	0.39	2.24	5.970	0.235	E	J						
CIM020A 06											15.00	0.591	0.32	1.85	7.100	0.279	E	J						
CIM020A 07	**SEE NOTE ON PAGE 5 UNDER FINISH																17.50	0.689	0.28	1.58	8.230	0.324	E	J
CIM020ZA 01†	1.40	.055	1.70	.067	.20	.008	.80	.031	2.72	.611	2.30	0.091	2.74	15.63	1.300	0.051	N/A	J						
CIM020ZA 02†											3.20	0.126	1.81	10.35	1.700	0.067	N/A	J						
CIM020ZA 03†	1.40	.055	1.70	.067	.20	.008	.80	.031	2.72	.611	4.60	0.181	1.17	6.66	2.300	0.091	N/A	J						
CIM020ZA 04†											6.50	0.256	0.80	4.57	3.100	0.122	N/A	J						
CIM020ZA 05†	**SEE NOTE ON PAGE 5 UNDER FINISH																9.30	0.366	0.54	3.09	4.300	0.169	N/A	J

### SPECIAL INSTRUCTIONS FOR COMPRESSION SERIES

**STOCK NUMBERS:** Add "M" to end of Stock Number for Music Wire; "S" for Type 302 Stainless; "S316" for Type 316 Stainless.

**PRICING:** See Inside Back Cover for up to 199 pricing. To price or order up to 1000 pcs., visit leespring.com; 1000+ pcs. contact Lee Spring.

**CALCULATIONS:** Spring Rate and Load at Solid Hgt. are for Music Wire. For Type 302 or Type 316 Stainless, multiply figures shown by 5/6 (.833).

\*Note: Type 302 may be substituted with Type 304 at Lee Spring's discretion.

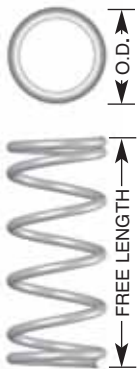
† Indicates DIN Compression Springs meeting the design parameters outlined in Standard DIN 2098.

# COMPRESSION SPRINGS: INSTRUMENT SERIES (METRIC)

ENDS NOT GROUND • Music Wire (Plated\*\*) or Stainless Steel (Passivated)

LEE STOCK NUMBER	OUTSIDE DIAMETER		TO WORK IN HOLE DIAMETER		NOMINAL WIRE DIAMETER		TO WORK OVER ROD DIAMETER		APPROX. LOAD AT SOLID HGT.		NOMINAL FREE LENGTH		SPRING RATE		SOLID HEIGHT		PRICE GROUP	
	MM	IN.	MM	IN.	MM	IN.	MM	IN.	N	LB.	MM	IN.	N/MM	LB/IN.	MM	IN.	M	S
CIM025A 01	1.40	.055	1.50	.059	.25	.010	.76	.030	5.16	1.161	3.50	0.138	4.56	26.04	2.370	0.093	E	J
CIM025A 02											5.00	0.197	2.95	16.82	3.250	0.128	E	J
CIM025A 03											7.50	0.295	1.85	10.58	4.710	0.186	E	J
CIM025A 04											10.00	0.394	1.35	7.72	6.180	0.243	E	J
CIM025A 05											12.50	0.492	1.06	6.07	7.650	0.301	E	J
CIM025A 06											15.00	0.591	0.88	5.01	9.110	0.359	E	J
CIM025A 07											17.50	0.689	0.75	4.26	10.580	0.416	E	J
<b>**SEE NOTE ON PAGE 5 UNDER FINISH</b>																		
CIM030A 01	1.40	.055	1.50	.059	.30	.012	.66	.026	9.21	2.071	3.50	0.138	11.64	66.46	2.710	0.107	E	J
CIM030A 02											5.00	0.197	7.37	42.06	3.750	0.148	E	J
CIM030A 03											7.50	0.295	4.57	26.09	5.480	0.216	E	J
CIM030A 04											10.00	0.394	3.31	18.91	7.220	0.284	E	J
CIM030A 05											12.50	0.492	2.60	14.83	8.950	0.352	E	J
CIM030A 06											15.00	0.591	2.14	12.20	10.690	0.421	E	J
CIM030A 07											17.50	0.689	1.81	10.36	12.420	0.489	E	J
<b>**SEE NOTE ON PAGE 5 UNDER FINISH</b>																		
CIM025ZP 01†	1.45	.057	1.70	.067	.25	.010	.70	.028	5.05	1.135	2.40	0.094	6.68	38.16	1.625	0.064	N/A	J
CIM025ZP 02†											3.30	0.130	4.25	24.28	2.125	0.084	N/A	J
CIM025ZP 03†											4.70	0.185	2.75	15.71	2.875	0.113	N/A	J
CIM025ZP 04†											6.60	0.260	1.87	10.68	3.875	0.153	N/A	J
CIM025ZP 05†											9.40	0.370	1.26	7.22	5.375	0.212	N/A	J
<b>**SEE NOTE ON PAGE 5 UNDER FINISH</b>																		
CIM012ZQ 01†	1.72	.068	2.10	.083	.12	.005	1.20	.047	.42	.094	3.60	0.142	0.15	0.85	0.780	0.031	N/A	J
CIM012ZQ 02†											5.40	0.213	0.10	0.54	1.020	0.040	N/A	J
CIM012ZQ 03†											8.20	0.323	0.06	0.35	1.380	0.054	N/A	J
CIM012ZQ 04†											11.80	0.465	0.04	0.24	1.860	0.073	N/A	J
CIM012ZQ 05†											17.40	0.685	0.03	0.16	2.580	0.102	N/A	J
<b>**SEE NOTE ON PAGE 5 UNDER FINISH</b>																		
CIM016ZR 01†	1.76	.069	2.10	.083	.16	.006	1.10	.043	1.00	.224	3.10	0.122	0.47	2.70	1.040	0.041	N/A	J
CIM016ZR 02†											4.70	0.185	0.30	1.72	1.360	0.054	N/A	J
CIM016ZR 03†											7.00	0.276	0.19	1.11	1.840	0.072	N/A	J
CIM016ZR 04†											10.00	0.394	0.13	0.76	2.480	0.098	N/A	J
CIM016ZR 05†											14.60	0.575	0.09	0.51	3.440	0.135	N/A	J
<b>**SEE NOTE ON PAGE 5 UNDER FINISH</b>																		
CIM020ZS 01†	1.80	.071	2.10	.083	.20	.008	1.10	.043	1.97	.442	3.00	0.118	1.15	6.59	1.300	0.051	N/A	J
CIM020ZS 02†											4.40	0.173	0.73	4.20	1.700	0.067	N/A	J
CIM020ZS 03†											6.40	0.252	0.48	2.72	2.300	0.091	N/A	J
CIM020ZS 04†											9.20	0.362	0.32	1.85	3.100	0.122	N/A	J
CIM020ZS 05†											13.30	0.524	0.22	1.25	4.300	0.169	N/A	J
<b>**SEE NOTE ON PAGE 5 UNDER FINISH</b>																		
CIM025ZT 01†	1.85	.073	2.10	.083	.25	.010	1.10	.043	3.84	.864	3.00	0.118	2.82	16.10	1.625	0.064	N/A	J
CIM025ZT 02†											4.30	0.169	1.79	10.24	2.125	0.084	N/A	J
CIM025ZT 03†											6.20	0.244	1.16	6.63	2.875	0.113	N/A	J
CIM025ZT 04†											8.70	0.343	0.79	4.51	3.875	0.153	N/A	J
CIM025ZT 05†											12.50	0.492	0.53	3.05	5.375	0.212	N/A	J
<b>**SEE NOTE ON PAGE 5 UNDER FINISH</b>																		

COMPRESSION SPRINGS



### SPECIAL INSTRUCTIONS FOR COMPRESSION SERIES

**STOCK NUMBERS:** Add "M" to end of Stock Number for Music Wire; "S" for Type 302 Stainless; "S316" for Type 316 Stainless.  
**PRICING:** See Inside Back Cover for up to 199 pricing. To price or order up to 1000 pcs., visit [leespring.com](http://leespring.com); 1000+ pcs. contact Lee Spring.  
**CALCULATIONS:** Spring Rate and Load at Solid Hgt. are for Music Wire. For Type 302 or Type 316 Stainless, multiply figures shown by 5/6 (.833).  
 \*Note: Type 302 may be substituted with Type 304 at Lee Spring's discretion.  
 † Indicates DIN Compression Springs meeting the design parameters outlined in Standard DIN 2098.

# COMPRESSION SPRINGS: INSTRUMENT SERIES (METRIC)

ENDS NOT GROUND • Music Wire (Plated\*\*) or Stainless Steel (Passivated)

COMPRESSION SPRINGS

LEE STOCK NUMBER	OUTSIDE DIAMETER		TO WORK IN HOLE DIAMETER		NOMINAL WIRE DIAMETER		TO WORK OVER ROD DIAMETER		APPROX. LOAD AT SOLID HGT.		NOMINAL FREE LENGTH		SPRING RATE		SOLID HEIGHT		PRICE GROUP	
	MM	IN.	MM	IN.	MM	IN.	MM	IN.	N	LB.	MM	IN.	N/MM	LB/IN.	MM	IN.	M	S
CIM032ZU 01†											3.10	0.122	7.57	43.21	2.080	0.082	N/A	J
CIM032ZU 02†											4.40	0.173	4.82	27.50	2.720	0.107	N/A	J
CIM032ZU 03†	1.92	.076	2.20	.087	.32	.013	1.00	.039	7.98	1.795	6.30	0.248	3.12	17.79	3.680	0.145	N/A	J
CIM032ZU 04†											8.70	0.343	2.12	12.10	4.960	0.195	N/A	J
CIM032ZU 05†											12.50	0.492	1.43	8.18	6.880	0.271	N/A	J
	<b>**SEE NOTE ON PAGE 5 UNDER FINISH</b>																	
CIM020AA 01											3.50	0.138	0.80	4.56	1.370	0.054	E	J
CIM020AA 02											5.00	0.197	0.53	3.00	1.770	0.070	E	J
CIM020AA 03	2.00	.079	2.13	.084	.20	.008	1.47	.058	1.70	.382	7.50	0.295	0.33	1.91	2.430	0.096	E	J
CIM020AA 04											10.00	0.394	0.25	1.40	3.100	0.122	E	J
CIM020AA 05											12.50	0.492	0.19	1.11	3.760	0.148	E	J
CIM020AA 06											15.00	0.591	0.16	0.92	4.420	0.174	E	J
CIM020AA 07											17.50	0.689	0.14	0.78	5.080	0.200	E	J
	<b>**SEE NOTE ON PAGE 5 UNDER FINISH</b>																	
CIM025AA 01											3.50	0.138	1.97	11.26	1.790	0.071	E	J
CIM025AA 02											5.00	0.197	1.27	7.27	2.360	0.093	E	J
CIM025AA 03	2.00	.079	2.13	.084	.25	.010	1.37	.054	3.37	.757	7.50	0.295	0.80	4.57	3.300	0.130	E	J
CIM025AA 04											10.00	0.394	0.58	3.34	4.240	0.167	E	J
CIM025AA 05											12.50	0.492	0.46	2.63	5.180	0.204	E	J
CIM025AA 06											15.00	0.591	0.38	2.16	6.120	0.241	E	J
CIM025AA 07											17.50	0.689	0.32	1.84	7.060	0.278	E	J
CIM025AA 08											20.00	0.787	0.28	1.60	8.000	0.315	E	J
	<b>**SEE NOTE ON PAGE 5 UNDER FINISH</b>																	
CIM030AA 01											3.50	0.138	4.42	25.25	2.160	0.085	E	J
CIM030AA 02											5.00	0.197	2.80	15.98	2.890	0.114	E	J
CIM030AA 03											7.50	0.295	1.74	9.91	4.090	0.161	E	J
CIM030AA 04	2.00	.079	2.13	.084	.30	.012	1.27	.050	5.91	1.329	10.00	0.394	1.26	7.19	5.300	0.209	E	J
CIM030AA 05											12.50	0.492	0.99	5.64	6.510	0.256	E	J
CIM030AA 06											15.00	0.591	0.81	4.63	7.720	0.304	E	J
CIM030AA 07											17.50	0.689	0.69	3.94	8.920	0.351	E	J
CIM030AA 08											20.00	0.787	0.60	3.42	10.130	0.399	E	J
	<b>**SEE NOTE ON PAGE 5 UNDER FINISH</b>																	
CIM016AB 01†											4.30	0.169	0.24	1.38	1.040	0.041	N/A	J
CIM016AB 02†											6.50	0.256	0.15	0.88	1.360	0.054	N/A	J
CIM016AB 03†	2.16	.085	2.50	.098	.16	.006	1.50	.059	.79	.178	9.80	0.386	0.10	0.57	1.840	0.072	N/A	J
CIM016AB 04†											14.20	0.559	0.07	0.39	2.480	0.098	N/A	J
CIM016AB 05†											20.90	0.823	0.05	0.26	3.440	0.135	N/A	J
	<b>**SEE NOTE ON PAGE 5 UNDER FINISH</b>																	
CIM020AC 01†											4.00	0.157	0.59	3.38	1.300	0.051	N/A	J
CIM020AC 02†											5.90	0.232	0.38	2.15	1.700	0.067	N/A	J
CIM020AC 03†	2.20	.087	2.60	.102	.20	.008	1.50	.059	1.57	.354	8.70	0.343	0.24	1.39	2.300	0.091	N/A	J
CIM020AC 04†											12.60	0.496	0.17	0.94	3.100	0.122	N/A	J
CIM020AC 05†											18.30	0.720	0.11	0.64	4.300	0.169	N/A	J
	<b>**SEE NOTE ON PAGE 5 UNDER FINISH</b>																	

### SPECIAL INSTRUCTIONS FOR COMPRESSION SERIES

**STOCK NUMBERS:** Add "M" to end of Stock Number for Music Wire; "S" for Type 302 Stainless; "S316" for Type 316 Stainless.

**PRICING:** See Inside Back Cover for up to 199 pricing. To price or order up to 1000 pcs., visit leespring.com; 1000+ pcs. contact Lee Spring.

**CALCULATIONS:** Spring Rate and Load at Solid Hgt. are for Music Wire. For Type 302 or Type 316 Stainless, multiply figures shown by 5/6 (.833).

\*Note: Type 302 may be substituted with Type 304 at Lee Spring's discretion.

† Indicates DIN Compression Springs meeting the design parameters outlined in Standard DIN 2098.




# COMPRESSION SPRINGS: INSTRUMENT SERIES (METRIC)

ENDS NOT GROUND • Music Wire (Plated\*\*) or Stainless Steel (Passivated)

LEE STOCK NUMBER	OUTSIDE DIAMETER		TO WORK IN HOLE DIAMETER		NOMINAL WIRE DIAMETER		TO WORK OVER ROD DIAMETER		APPROX. LOAD AT SOLID HGT.		NOMINAL FREE LENGTH		SPRING RATE		SOLID HEIGHT		PRICE GROUP	
	MM	IN.	MM	IN.	MM	IN.	MM	IN.	N	LB.	MM	IN.	N/MM	LB/IN.	MM	IN.	Music Wire	302 Stainless*
CIM025B 01											3.50	0.138	1.75	10.00	1.600	0.063	E	J
CIM025B 02											5.00	0.197	1.12	6.40	2.000	0.079	E	J
CIM025B 03											6.50	0.256	0.84	4.80	2.400	0.094	E	J
CIM025B 04											8.00	0.315	0.67	3.80	2.800	0.110	E	J
CIM025B 05											9.50	0.374	0.54	3.10	3.200	0.126	E	J
CIM025B 06	2.25	.089	2.40	.094	.25	.010	1.63	.064	3.56	.800	11.00	0.433	0.47	2.70	3.600	0.142	E	J
CIM025B 07											12.50	0.492	0.40	2.30	4.000	0.157	E	J
CIM025B 08											14.00	0.551	0.37	2.10	4.450	0.175	E	J
CIM025B 09											15.50	0.610	0.33	1.90	4.850	0.191	E	J
CIM025B 10											17.00	0.669	0.30	1.70	5.250	0.207	E	J
CIM025B 11											19.00	0.748	0.26	1.50	5.830	0.230	E	J
<b>**SEE NOTE ON PAGE 5 UNDER FINISH</b>																		
CIM025BA 01†											3.70	0.146	1.44	8.24	1.625	0.064	N/A	J
CIM025BA 02†											5.50	0.217	0.92	5.24	2.125	0.084	N/A	J
CIM025BA 03†	2.25	.089	2.60	.102	.25	.010	1.50	.059	3.05	.686	8.00	0.315	0.59	3.39	2.875	0.113	N/A	J
CIM025BA 04†											11.40	0.449	0.40	2.31	3.875	0.153	N/A	J
CIM025BA 05†											16.60	0.654	0.27	1.56	5.375	0.212	N/A	J
<b>**SEE NOTE ON PAGE 5 UNDER FINISH</b>																		
CIM032BB 01†											3.70	0.146	3.87	22.12	2.080	0.082	N/A	J
CIM032BB 02†											5.30	0.209	2.47	14.08	2.720	0.107	N/A	J
CIM032BB 03†	2.32	.091	2.60	.102	.32	.013	1.40	.055	6.38	1.435	7.70	0.303	1.60	9.11	3.680	0.145	N/A	J
CIM032BB 04†											10.90	0.429	1.08	6.19	4.960	0.195	N/A	J
CIM032BB 05†											15.60	0.614	0.73	4.19	6.880	0.271	N/A	J
<b>**SEE NOTE ON PAGE 5 UNDER FINISH</b>																		
CIM040BC 01†											3.50	0.138	9.46	53.99	2.600	0.102	E	J
CIM040BC 02†											5.00	0.197	6.02	34.36	3.400	0.134	E	J
CIM040BC 03†	2.40	.094	2.80	.110	.40	.016	1.30	.051	9.63	2.164	7.00	0.276	3.89	22.23	4.600	0.181	E	J
CIM040BC 04†											10.00	0.394	2.65	15.12	6.200	0.244	E	J
CIM040BC 05†											14.00	0.551	1.79	10.22	8.600	0.339	E	J
<b>**SEE NOTE ON PAGE 5 UNDER FINISH</b>																		
CIM025C 01											3.50	0.138	1.32	7.55	1.500	0.059	E	J
CIM025C 02											5.00	0.197	0.85	4.88	1.910	0.075	E	J
CIM025C 03											7.50	0.295	0.54	3.07	2.580	0.102	E	J
CIM025C 04											10.00	0.394	0.39	2.24	3.260	0.128	E	J
CIM025C 05	2.50	.098	2.62	.103	.25	.010	1.85	.073	2.64	.594	12.50	0.492	0.31	1.76	3.940	0.155	E	J
CIM025C 06											15.00	0.591	0.25	1.45	4.620	0.182	E	J
CIM025C 07											17.50	0.689	0.22	1.23	5.290	0.208	E	J
CIM025C 08											20.00	0.787	0.19	1.07	5.970	0.235	E	J
CIM025C 09											22.50	0.886	0.17	0.95	6.650	0.262	E	J
CIM025C 10											25.00	0.984	0.15	0.85	7.320	0.288	E	J
<b>**SEE NOTE ON PAGE 5 UNDER FINISH</b>																		

COMPRESSION SPRINGS



### SPECIAL INSTRUCTIONS FOR COMPRESSION SERIES

**STOCK NUMBERS:** Add "M" to end of Stock Number for Music Wire; "S" for Type 302 Stainless; "S316" for Type 316 Stainless.  
**PRICING:** See Inside Back Cover for up to 199 pricing. To price or order up to 1000 pcs., visit [leespring.com](http://leespring.com); 1000+ pcs. contact Lee Spring.  
**CALCULATIONS:** Spring Rate and Load at Solid Hgt. are for Music Wire. For Type 302 or Type 316 Stainless, multiply figures shown by 5/6 (.833).  
 \*Note: Type 302 may be substituted with Type 304 at Lee Spring's discretion.  
 † Indicates DIN Compression Springs meeting the design parameters outlined in Standard DIN 2098.

# COMPRESSION SPRINGS: INSTRUMENT SERIES (METRIC)

ENDS NOT GROUND • Music Wire (Plated\*\*) or Stainless Steel (Passivated)

COMPRESSION SPRINGS

LEE STOCK NUMBER	OUTSIDE DIAMETER		TO WORK IN HOLE DIAMETER		NOMINAL WIRE DIAMETER		TO WORK OVER ROD DIAMETER		APPROX. LOAD AT SOLID HGT.		NOMINAL FREE LENGTH		SPRING RATE		SOLID HEIGHT		PRICE GROUP	
	MM	IN.	MM	IN.	MM	IN.	MM	IN.	N	LB.	MM	IN.	N/MM	LB/IN.	MM	IN.	M	S
CIM030C 01											5.00	0.197	1.77	10.09	2.390	0.094	E	J
CIM030C 02											7.50	0.295	1.10	6.26	3.300	0.130	E	J
CIM030C 03											10.00	0.394	0.79	4.54	4.200	0.165	E	J
CIM030C 04											12.50	0.492	0.62	3.56	5.100	0.201	E	J
CIM030C 05	2.50	.098	2.62	.103	.30	.012	1.75	.069	4.61	1.036	15.00	0.591	0.51	2.93	6.010	0.237	E	J
CIM030C 06											17.50	0.689	0.44	2.48	6.910	0.272	E	J
CIM030C 07											20.00	0.787	0.38	2.16	7.820	0.308	E	J
CIM030C 08											22.50	0.886	0.33	1.91	8.720	0.343	E	J
CIM030C 09											25.00	0.984	0.30	1.71	9.630	0.379	E	J
											**SEE NOTE ON PAGE 5 UNDER FINISH							
CIM020CA 01†											5.40	0.213	0.30	1.73	1.300	0.051	N/A	J
CIM020CA 02†											8.20	0.323	0.19	1.10	1.700	0.067	N/A	J
CIM020CA 03†	2.70	.106	3.10	.122	.20	.008	2.00	.079	1.25	.282	12.40	0.488	0.12	0.71	2.300	0.091	N/A	J
CIM020CA 04†											17.90	0.705	0.08	0.48	3.100	0.122	N/A	J
CIM020CA 05†											26.20	1.031	0.06	0.33	4.300	0.169	N/A	J
											**SEE NOTE ON PAGE 5 UNDER FINISH							
CIM025CB 01†											4.90	0.193	0.74	4.22	1.625	0.064	N/A	J
CIM025CB 02†											7.30	0.287	0.47	2.69	2.125	0.084	N/A	J
CIM025CB 03†	2.75	.108	3.10	.122	.25	.010	1.90	.075	2.44	.548	10.90	0.429	0.30	1.74	2.875	0.113	N/A	J
CIM025CB 04†											15.70	0.618	0.21	1.18	3.875	0.153	N/A	J
CIM025CB 05†											22.90	0.902	0.14	0.80	5.375	0.212	N/A	J
											**SEE NOTE ON PAGE 5 UNDER FINISH							
CIM032CC 01†											4.70	0.185	1.98	11.33	2.080	0.082	N/A	J
CIM032CC 02†											6.80	0.268	1.26	7.21	2.720	0.107	N/A	J
CIM032CC 03†	2.82	.111	3.10	.122	.32	.013	1.90	.075	5.16	1.160	10.00	0.394	0.82	4.66	3.680	0.145	N/A	J
CIM032CC 04†											14.20	0.559	0.56	3.17	4.960	0.195	N/A	J
CIM032CC 05†											20.60	0.811	0.38	2.14	6.880	0.271	N/A	J
											**SEE NOTE ON PAGE 5 UNDER FINISH							
CIM040CD 01†											4.30	0.169	4.84	27.65	2.600	0.102	E	J
CIM040CD 02†											6.30	0.248	3.08	17.59	3.400	0.134	E	J
CIM040CD 03†	2.90	.114	3.30	.130	.40	.016	1.80	.071	9.07	2.038	9.10	0.358	1.99	11.38	4.600	0.181	E	J
CIM040CD 04†											13.00	0.512	1.36	7.74	6.200	0.244	E	J
CIM040CD 05†											18.50	0.728	0.92	5.23	8.600	0.339	E	J
											**SEE NOTE ON PAGE 5 UNDER FINISH							
CIM025D 01											7.50	0.295	0.40	2.27	2.090	0.082	E	J
CIM025D 02											10.00	0.394	0.29	1.66	2.590	0.102	E	J
CIM025D 03											12.50	0.492	0.23	1.30	3.080	0.121	E	J
CIM025D 04											15.00	0.591	0.19	1.08	3.580	0.141	E	J
CIM025D 05	3.00	.118	3.12	.123	.25	.010	2.29	.090	2.15	.484	17.50	0.689	0.16	0.91	4.070	0.160	E	J
CIM025D 06											20.00	0.787	0.14	0.80	4.570	0.180	E	J
CIM025D 07											22.50	0.886	0.12	0.70	5.060	0.199	E	J
CIM025D 08											25.00	0.984	0.11	0.63	5.560	0.219	E	J
CIM025D 09											27.50	1.083	0.10	0.57	6.050	0.238	E	J
CIM025D 10											30.00	1.181	0.09	0.52	6.540	0.258	E	J

### SPECIAL INSTRUCTIONS FOR COMPRESSION SERIES

**STOCK NUMBERS:** Add "M" to end of Stock Number for Music Wire; "S" for Type 302 Stainless; "S316" for Type 316 Stainless.

**PRICING:** See Inside Back Cover for up to 199 pricing. To price or order up to 1000 pcs., visit leespring.com; 1000+ pcs. contact Lee Spring.

**CALCULATIONS:** Spring Rate and Load at Solid Hgt. are for Music Wire. For Type 302 or Type 316 Stainless, multiply figures shown by 5/6 (.833).

\*Note: Type 302 may be substituted with Type 304 at Lee Spring's discretion.

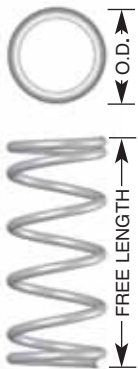
† Indicates DIN Compression Springs meeting the design parameters outlined in Standard DIN 2098.

# COMPRESSION SPRINGS: INSTRUMENT SERIES (METRIC)

ENDS NOT GROUND • Music Wire (Plated\*\*) or Stainless Steel (Passivated)

LEE STOCK NUMBER	OUTSIDE DIAMETER		TO WORK IN HOLE DIAMETER		NOMINAL WIRE DIAMETER		TO WORK OVER ROD DIAMETER		APPROX. LOAD AT SOLID HGT.		NOMINAL FREE LENGTH		SPRING RATE		SOLID HEIGHT		PRICE GROUP	
	MM	IN.	MM	IN.	MM	IN.	MM	IN.	N	LB.	MM	IN.	N/MM	LB/IN.	MM	IN.	M	S
CIM030D 01	3.00	.118	3.12	.123	.30	.012	2.21	.087	3.74	.840	7.50	0.295	0.78	4.45	2.700	0.106	E	J
CIM030D 02											10.00	0.394	0.56	3.23	3.380	0.133	E	J
CIM030D 03											12.50	0.492	0.44	2.53	4.060	0.160	E	J
CIM030D 04											15.00	0.591	0.36	2.08	4.740	0.187	E	J
CIM030D 05											17.50	0.689	0.31	1.77	5.420	0.213	E	J
CIM030D 06											20.00	0.787	0.27	1.54	6.100	0.240	E	J
CIM030D 07											22.50	0.886	0.24	1.36	6.780	0.267	E	J
CIM030D 08											25.00	0.984	0.21	1.22	7.460	0.294	E	J
CIM030D 09											27.50	1.083	0.19	1.10	8.140	0.320	E	J
CIM030D 10											30.00	1.181	0.18	1.01	8.820	0.347	E	J
<b>**SEE NOTE ON PAGE 5 UNDER FINISH</b>																		
CIM025DA 01†	3.45	.136	4.00	.157	.25	.010	2.50	.098	1.92	.432	7.10	0.280	0.35	2.01	1.625	0.064	N/A	J
CIM025DA 02†											10.70	0.421	0.22	1.28	2.125	0.084	N/A	J
CIM025DA 03†											16.10	0.634	0.15	0.83	2.875	0.113	N/A	J
CIM025DA 04†											23.30	0.917	0.10	0.56	3.875	0.153	N/A	J
CIM025DA 05†											34.10	1.343	0.07	0.38	5.375	0.212	N/A	J
<b>**SEE NOTE ON PAGE 5 UNDER FINISH</b>																		
CIM032DB 01†	3.52	.139	4.00	.157	.32	.013	2.40	.094	4.01	.901	6.30	0.248	0.95	5.40	2.080	0.082	N/A	J
CIM032DB 02†											9.40	0.370	0.60	3.44	2.720	0.107	N/A	J
CIM032DB 03†											14.00	0.551	0.39	2.22	3.680	0.145	N/A	J
CIM032DB 04†											20.10	0.791	0.26	1.51	4.960	0.195	N/A	J
CIM032DB 05†											29.30	1.154	0.18	1.02	6.880	0.271	N/A	J
<b>**SEE NOTE ON PAGE 5 UNDER FINISH</b>																		
CIM040DC 01†	3.60	.142	4.00	.157	.40	.016	2.50	.098	7.20	1.618	5.60	0.220	2.31	13.18	2.600	0.102	E	J
CIM040DC 02†											8.30	0.327	1.47	8.39	3.400	0.134	E	J
CIM040DC 03†											12.00	0.472	0.95	5.43	4.600	0.181	E	J
CIM040DC 04†											17.50	0.689	0.65	3.69	6.200	0.244	E	J
CIM040DC 05†											25.50	1.004	0.44	2.49	8.600	0.339	E	J
<b>**SEE NOTE ON PAGE 5 UNDER FINISH</b>																		
CIM032DF 01†	4.32	.170	4.80	.189	.32	.013	3.20	.126	3.21	.722	8.70	0.343	0.48	2.77	2.080	0.082	N/A	J
CIM032DF 02†											13.10	0.516	0.31	1.76	2.720	0.107	N/A	J
CIM032DF 03†											19.80	0.780	0.20	1.14	3.680	0.145	N/A	J
CIM032DF 04†											28.60	1.126	0.14	0.77	4.960	0.195	N/A	J
CIM032DF 05†											41.90	1.650	0.09	0.52	6.880	0.271	N/A	J
<b>**SEE NOTE ON PAGE 5 UNDER FINISH</b>																		
CIM040DG 01†	4.40	.173	5.00	.197	.40	.016	3.20	.126	5.72	1.285	7.50	0.295	1.18	6.75	2.600	0.102	E	J
CIM040DG 02†											11.00	0.433	0.75	4.30	3.400	0.134	E	J
CIM040DG 03†											16.50	0.650	0.49	2.78	4.600	0.181	E	J
CIM040DG 04†											24.00	0.945	0.33	1.89	6.200	0.244	E	J
CIM040DG 05†											35.50	1.398	0.22	1.28	8.600	0.339	E	J
<b>**SEE NOTE ON PAGE 5 UNDER FINISH</b>																		
CIM040EG 01†	5.40	.213	6.00	.236	.40	.016	4.10	.161	4.85	1.091	10.50	0.413	0.61	3.46	2.600	0.102	E	J
CIM040EG 02†											16.00	0.630	0.39	2.20	3.400	0.134	E	J
CIM040EG 03†											24.00	0.945	0.25	1.42	4.600	0.181	E	J
CIM040EG 04†											35.00	1.378	0.17	0.97	6.200	0.244	E	J
CIM040EG 05†											53.00	2.087	0.11	0.65	8.600	0.339	E	J
<b>**SEE NOTE ON PAGE 5 UNDER FINISH</b>																		

COMPRESSION SPRINGS



### SPECIAL INSTRUCTIONS FOR COMPRESSION SERIES

**STOCK NUMBERS:** Add "M" to end of Stock Number for Music Wire; "S" for Type 302 Stainless; "S316" for Type 316 Stainless.

**PRICING:** See Inside Back Cover for up to 199 pricing. To price or order up to 1000 pcs., visit [leespring.com](http://leespring.com); 1000+ pcs. contact Lee Spring.

**CALCULATIONS:** Spring Rate and Load at Solid Hgt. are for Music Wire. For Type 302 or Type 316 Stainless, multiply figures shown by 5/6 (.833).

\*Note: Type 302 may be substituted with Type 304 at Lee Spring's discretion.

† Indicates DIN Compression Springs meeting the design parameters outlined in Standard DIN 2098.



With over 25,000 stock springs, extensive custom capabilities and over 100 years of expertise, Lee Spring continues to respond to yesterday's needs, today's demands and tomorrow's technology. Lee Spring leads the industry with innovative products like LeeP™ Plastic Composite Springs, BANTAM™ Mini

Springs, Lite Pressure™ Springs and now High Pressure Springs.

Whether you need 1 spring or 10 million springs, Lee Spring's World-Class Service and comprehensive website make finding the right spring easy. Call or email Lee Spring today to learn more.



# Lite Pressure™ Compression Series

*When Light Pressure is the Right Pressure*



**Lite Pressure™ Compression Springs have useful applications in various industries, including:**

- Medical devices
- Firearms
- Pharmaceutical delivery devices
- Lighting and electrical control
- Petro-chemical processes
- Communication devices
- Aerospace
- Testing and measurement
- Marine industries
- Automotive
- Locks and security devices
- Precision Instruments
- Hardware
- ...and many more

Lite Pressure™ Compression Springs are ideal when a relatively low spring rate or workable load is needed in dimensions not normally available in conventional compression spring rate and size combinations.

The term “Lite Pressure” refers to the design performance of these springs, generally used where relatively low forces are required for a given diameter.

Lite Pressure™ Series Springs are made of passivated and ultrasonically cleaned Type 316 Stainless Steel to meet requirements for various applications that require improved corrosion resistance, enhanced cleanliness, and moderately elevated temperatures.

#### **WHY "PRESSURE"?**

Pressure is described as a force which is exerted over a surface area. In regards to compression springs, the pressure exerted as the result of a specific deflection can be more technically described as force over a flat surface with a circular perimeter (the Nominal Hole in which the spring is being used). The term "Lite Pressure™" is used to describe a series of springs designed to be utilized where relatively low forces are required for a given diameter.

#### **HOW PRESSURE RATING FOR LP SERIES WOULD BE USED:**

The pressure rating assigned to each item of the Lite Pressure™ series is a selection parameter to assist in meeting qualitative requirements or quantitative requirements. Each series is offered in increments within ranges from 1 to 5 psi, 1.5 to 5.5 psi or 5 to 15 psi pressure ratings.

#### **APPLICATIONS:**

Lite Pressure™ Series Springs are ideal for many fluid power applications such as relief valves, check valves or pistons. Other applications could include motor brushes, contacts, displays, syringes, toys, dispensers and many more.



*Lee Spring can manufacture custom lite pressure springs to your specifications. Contact us today!*



# Lite Pressure™ Compression Springs

## Guide to using tables

COMPRESSION SPRINGS

**Lee Stock Number:**  
Lee Spring Part Number, add suffix S316 for Type 316 Stainless Steel.

**To Work In Hole Diameter:**  
Suggested minimum hole size if needed for spring containment.

**Pressure @ 80% Deflection:**  
The nominal pressure occurring at 80% of total available deflection.

**Approx. Load at Solid Height:**  
The load or force required to bring all coils into contact.

**Spring Rate:**  
Change in load or force per unit of deflection.

**Price Group:**  
Reference for price list. See fold-out section at rear of book.

LEE STOCK NUMBER	OUTSIDE DIAMETER		WORK IN HOLE		WORK OVER ROD		WIRE DIAMETER		PRESSURE @ 80% DEFLECTION		APPROX. LOAD AT SOLID HGT.		FREE LENGTH		SPRING RATE		SOLID HEIGHT		PRICE GROUP
	IN.	MM	IN.	MM	IN.	MM	IN.	MM	PSI	kPa	LB.	KG	IN.	MM	LB./IN.	KG/MM	IN.	MM	316 Stainless
LP 008A 01													0.313	7.95	0.201	0.004	0.046	1.17	N
LP 008A 02													0.500	12.70	0.122	0.002	0.060	1.53	N
LP 008A 03	.218	5.54	.234	5.94	.156	3.97	.008	.20	1	7	.054	.024	0.625	15.88	0.097	0.002	0.070	1.77	N
LP 008A 04													0.750	19.05	0.080	0.001	0.079	2.01	N
LP 008A 05													1.000	25.40	0.060	0.001	0.098	2.49	N
LP 008A 06													1.250	31.75	0.047	0.001	0.117	2.98	N
LP 010A 01													0.313	7.95	0.199	0.008	0.060	1.58	N

**Outside Diameter:**  
Spring outer diameter, parts listed in ascending order.

**Work Over Rod:**  
Suggested maximum rod size if needed to guide the inside of the spring.

**Wire Diameter:**  
In ascending order of size, within each group of outside diameters.

**Free Length:**  
The overall height of the spring in the unloaded position.

**Solid Height:**  
Length when fully compressed.

### Additional Information

#### Pressure Calculation Example

Catalog spring LP 014E 05 S316 has the following characteristics:

Nominal Hole: 0.375 inch  
Free Length: 1.000 inch  
Solid Height: 0.143 inch  
Spring Rate: 0.161 lbs/inch

- The maximum recommended pressure for this spring will occur when the spring is at 80% of maximum available deflection (it is not generally recommended to use a compression spring all the way down to solid height).
- The maximum available deflection is the difference between the Free Length (1.000) and the Solid Height (0.143) or  $1.000 - 0.143 = 0.857$  inch.
- 80% of that would be  $0.857 \times 80\% = 0.686$  inch.
- The calculated load at this deflection would be the deflection (0.686) times the Spring Rate (0.161) or  $0.686 \text{ inch} \times 0.161 \text{ lbs/inch} = 0.110 \text{ lbs}$ .
- The surface area over the Nominal Hole diameter (0.375) would be  $\pi (\pi) \text{ times the diameter squared divided by four or } \pi (\pi) \times (0.375)^2 / 4 = 0.110 \text{ in}^2$ .
- The resultant pressure would then be determined by dividing the calculated load by the surface area or  $0.110 \text{ lbs} / 0.110 \text{ in}^2 = 1 \text{ lb/in}^2 \text{ (psi)}$ .

#### Material

- Type 316 Stainless Steel

#### Finish

- Passivated per ASTM A967
- Ultrasonically cleaned

Tolerances on Spring Rate:  $\pm 10\%$

Tolerances on Outside Diameter (for LP Series only):

0.201" –	0.300" $\pm$	0.008"
0.301" –	0.500" $\pm$	0.010"
0.501" –	0.850" $\pm$	0.020"
0.851" –	1.125" $\pm$	0.025"
1.126" –	1.460" $\pm$	0.030"
1.461" –	1.687" $\pm$	0.040"
1.688" –	1.937" $\pm$	0.055"
1.938" –	2.375" $\pm$	0.070"
2.376" –	2.875" $\pm$	0.090"

### How to Determine Price

- Select the spring you want by LEE STOCK NUMBER.
- Read across to the last column PRICE GROUP to obtain the price code; when applicable, select the price code that corresponds to the material type required.
- Refer to the PRICE GROUP in the appropriate pricing chart by spring type located in the back of this catalog for pricing up to 199 pieces of an item.
- Prices subject to change without notice.

**FREE SHIPPING AVAILABLE**

See Price List in back of catalog for details.

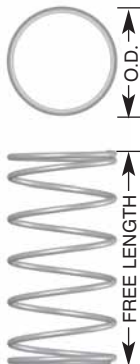


# COMPRESSION SPRINGS: LITE PRESSURE™ SERIES

ENDS NOT GROUND • Type 316 Stainless Steel (Passivated Ultrasonically Cleaned)

LEE STOCK NUMBER	OUTSIDE DIAMETER		WORK IN HOLE		WORK OVER ROD		WIRE DIAMETER		PRESSURE @ 80% DEFLECTION		APPROX. LOAD AT SOLID HGT.		FREE LENGTH		SPRING RATE		SOLID HEIGHT		PRICE GROUP
	IN.	MM	IN.	MM	IN.	MM	IN.	MM	PSI	kPa	LB.	KG	IN.	MM	LB/IN.	KG/MM	IN.	MM	
LP 008A 01	.218	5.54	.234	5.94	.156	3.96	.008	.20	1	7	.054	.024	0.313	7.95	0.201	0.004	0.046	1.17	N
LP 008A 02													0.500	12.70	0.122	0.002	0.060	1.53	N
LP 008A 03													0.625	15.88	0.097	0.002	0.070	1.77	N
LP 008A 04													0.750	19.05	0.080	0.001	0.079	2.01	N
LP 008A 05													1.000	25.40	0.060	0.001	0.098	2.49	N
LP 008A 06													1.250	31.75	0.047	0.001	0.117	2.98	N
LP 010A 01	.218	5.54	.234	5.94	.156	3.96	.010	.25	2	14	.108	.049	0.313	7.95	0.429	0.008	0.062	1.58	N
LP 010A 02													0.500	12.70	0.258	0.005	0.084	2.13	N
LP 010A 03													0.625	15.88	0.204	0.004	0.098	2.49	N
LP 010A 04													0.750	19.05	0.169	0.003	0.112	2.85	N
LP 010A 05													1.000	25.40	0.125	0.002	0.141	3.58	N
LP 010A 06													1.250	31.75	0.100	0.002	0.170	4.31	N
LP 011A 01	.218	5.54	.234	5.94	.156	3.96	.011	.28	3	21	.161	.073	0.313	7.95	0.657	0.012	0.068	1.72	N
LP 011A 02													0.500	12.70	0.394	0.007	0.091	2.30	N
LP 011A 03													0.625	15.88	0.311	0.006	0.106	2.69	N
LP 011A 04													0.750	19.05	0.257	0.005	0.121	3.09	N
LP 011A 05													1.000	25.40	0.190	0.003	0.152	3.87	N
LP 011A 06													1.250	31.75	0.151	0.003	0.183	4.65	N
LP 012A 01	.218	5.54	.234	5.94	.156	3.96	.012	.30	4	28	.215	.098	0.313	7.95	0.905	0.016	0.075	1.91	N
LP 012A 02													0.500	12.70	0.540	0.010	0.102	2.59	N
LP 012A 03													0.625	15.88	0.425	0.008	0.120	3.04	N
LP 012A 04													0.750	19.05	0.351	0.006	0.137	3.49	N
LP 012A 05													1.000	25.40	0.260	0.005	0.173	4.39	N
LP 012A 06													1.250	31.75	0.206	0.004	0.208	5.29	N
LP 013A 01	.218	5.54	.234	5.94	.156	3.96	.013	.33	5	35	.269	.122	0.313	7.95	0.981	0.018	0.094	2.39	N
LP 013A 02													0.500	12.70	0.583	0.010	0.131	3.34	N
LP 013A 03													0.625	15.88	0.459	0.008	0.156	3.97	N
LP 013A 04													0.750	19.05	0.378	0.007	0.181	4.61	N
LP 013A 05													1.000	25.40	0.280	0.005	0.232	5.88	N
LP 013A 06													1.250	31.75	0.222	0.004	0.282	7.15	N
LP 010B 01	.240	6.10	.250	6.35	.188	4.78	.010	.25	1	7	.061	.028	0.313	7.95	0.253	0.005	0.071	1.79	N
LP 010B 02													0.500	12.70	0.152	0.003	0.097	2.47	N
LP 010B 03													0.625	15.88	0.120	0.002	0.115	2.93	N
LP 010B 04													0.750	19.05	0.099	0.002	0.133	3.39	N
LP 010B 05													1.000	25.40	0.074	0.001	0.169	4.30	N
LP 010B 06													1.250	31.75	0.059	0.001	0.205	5.21	N
LP 011B 01	.240	6.10	.250	6.35	.188	4.78	.011	.28	2	14	.123	.056	0.313	7.95	0.498	0.009	0.067	1.69	N
LP 011B 02													0.500	12.70	0.299	0.005	0.089	2.26	N
LP 011B 03													0.625	15.88	0.236	0.004	0.104	2.65	N
LP 011B 04													0.750	19.05	0.195	0.003	0.119	3.03	N
LP 011B 05													1.000	25.40	0.144	0.003	0.149	3.79	N
LP 011B 06													1.250	31.75	0.115	0.002	0.179	4.55	N

COMPRESSION SPRINGS



### SPECIAL INSTRUCTIONS FOR LITE PRESSURE™ COMPRESSION SERIES

**PRICING:** See Inside Back Cover for pricing for up to 199. To price or order up to 1000 pcs. visit [leespring.com](http://leespring.com); 1000+ pcs. contact Lee Spring.  
**CALCULATIONS:** Spring Rate and Load at Solid Height are pre-calculated for Type 316 Stainless.

# COMPRESSION SPRINGS: LITE PRESSURE™ SERIES

ENDS NOT GROUND • Type 316 Stainless Steel (Passivated Ultrasonically Cleaned)

COMPRESSION SPRINGS

LEE STOCK NUMBER	OUTSIDE DIAMETER		WORK IN HOLE		WORK OVER ROD		WIRE DIAMETER		PRESSURE @ 80% DEFLECTION		APPROX. LOAD AT SOLID HGT.		FREE LENGTH		SPRING RATE		SOLID HEIGHT		PRICE GROUP
	IN.	MM	IN.	MM	IN.	MM	IN.	MM	PSI	kPa	LB.	KG	IN.	MM	LB/IN.	KG/MM	IN.	MM	
LP 012B 01	.240	6.10	.250	6.35	.188	4.78	.012	.30	3	21	.184	.083	0.313	7.95	0.759	0.014	0.071	1.79	N
LP 012B 02													0.500	12.70	0.453	0.008	0.094	2.39	N
LP 012B 03													0.625	15.88	0.357	0.006	0.109	2.78	N
LP 012B 04													0.750	19.05	0.295	0.005	0.125	3.18	N
LP 012B 05													1.000	25.40	0.218	0.004	0.156	3.97	N
LP 012B 06													1.250	31.75	0.173	0.003	0.187	4.76	N
LP 013B 01	.240	6.10	.250	6.35	.188	4.78	.013	.33	4	28	.245	.111	0.313	7.95	1.041	0.019	0.077	1.96	N
LP 013B 02													0.500	12.70	0.618	0.011	0.103	2.62	N
LP 013B 03													0.625	15.88	0.487	0.009	0.121	3.06	N
LP 013B 04													0.750	19.05	0.401	0.007	0.138	3.50	N
LP 013B 05													1.000	25.40	0.297	0.005	0.173	4.39	N
LP 013B 06													1.250	31.75	0.235	0.004	0.208	5.27	N
LP 014B 01	.240	6.10	.250	6.35	.188	4.78	.014	.36	5	35	.307	.139	0.313	7.95	1.121	0.020	0.094	2.39	N
LP 014B 02													0.500	12.70	0.663	0.012	0.130	3.30	N
LP 014B 03													0.625	15.88	0.521	0.009	0.154	3.91	N
LP 014B 04													0.750	19.05	0.429	0.008	0.178	4.52	N
LP 014B 05													1.000	25.40	0.317	0.006	0.226	5.73	N
LP 014B 06													1.250	31.75	0.251	0.004	0.274	6.95	N
LP 010BC 01	.265	6.73	.281	7.14	.219	5.56	.010	.25	1.5	10	.103	.047	0.313	7.95	0.392	0.007	0.049	1.25	N
LP 010BC 02													0.500	12.70	0.236	0.004	0.062	1.57	N
LP 010BC 03													0.625	15.88	0.186	0.003	0.070	1.79	N
LP 010BC 04													0.750	19.05	0.154	0.003	0.079	2.00	N
LP 010BC 05													1.000	25.40	0.114	0.002	0.096	2.44	N
LP 010BC 06													1.250	31.75	0.091	0.002	0.113	2.87	N
LP 012BC 01	.265	6.73	.281	7.14	.219	5.56	.012	.30	2.5	17	.172	.078	0.313	7.95	0.692	0.012	0.064	1.62	N
LP 012BC 02													0.500	12.70	0.413	0.007	0.083	2.10	N
LP 012BC 03													0.625	15.88	0.325	0.006	0.095	2.41	N
LP 012BC 04													0.750	19.05	0.268	0.005	0.108	2.73	N
LP 012BC 05													1.000	25.40	0.199	0.004	0.133	3.37	N
LP 012BC 06													1.250	31.75	0.158	0.003	0.158	4.01	N
LP 013BC 01	.265	6.73	.281	7.14	.219	5.56	.013	.33	3.5	24	.241	.109	0.313	7.95	0.987	0.018	0.068	1.74	N
LP 013BC 02													0.500	12.70	0.586	0.010	0.088	2.25	N
LP 013BC 03													0.625	15.88	0.461	0.008	0.102	2.59	N
LP 013BC 04													0.750	19.05	0.380	0.007	0.115	2.93	N
LP 013BC 05													1.000	25.40	0.281	0.005	0.142	3.61	N
LP 013BC 06													1.250	31.75	0.223	0.004	0.169	4.29	N
LP 014BC 01	.265	6.73	.281	7.14	.219	5.56	.014	.36	4.5	31	.310	.141	0.313	7.95	1.302	0.023	0.075	1.90	N
LP 014BC 02													0.500	12.70	0.770	0.014	0.097	2.47	N
LP 014BC 03													0.625	15.88	0.605	0.011	0.112	2.85	N
LP 014BC 04													0.750	19.05	0.498	0.009	0.127	3.23	N
LP 014BC 05													1.000	25.40	0.368	0.007	0.157	4.00	N
LP 014BC 06													1.250	31.75	0.292	0.005	0.188	4.76	N

### SPECIAL INSTRUCTIONS FOR LITE PRESSURE™ COMPRESSION SERIES

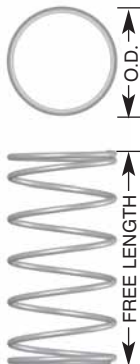
**PRICING:** See Inside Back Cover for pricing for up to 199. To price or order up to 1000 pcs. visit leespring.com; 1000+ pcs. contact Lee Spring.  
**CALCULATIONS:** Spring Rate and Load at Solid Height are pre-calculated for Type 316 Stainless.

# COMPRESSION SPRINGS: LITE PRESSURE™ SERIES

ENDS NOT GROUND • Type 316 Stainless Steel (Passivated Ultrasonically Cleaned)

LEE STOCK NUMBER	OUTSIDE DIAMETER		WORK IN HOLE		WORK OVER ROD		WIRE DIAMETER		PRESSURE @ 80% DEFLECTION		APPROX. LOAD AT SOLID HGT.		FREE LENGTH		SPRING RATE		SOLID HEIGHT		PRICE GROUP
	IN.	MM	IN.	MM	IN.	MM	IN.	MM	PSI	kPa	LB.	KG	IN.	MM	LB/IN.	KG/MM	IN.	MM	
LP 016BC 01	.265	6.73	.281	7.14	.188	4.78	.016	.41	5.5	38	.379	.172	0.313	7.95	1.751	0.031	0.096	2.45	N
LP 016BC 02													0.500	12.70	1.027	0.018	0.131	3.32	N
LP 016BC 03													0.625	15.88	0.804	0.014	0.154	3.90	N
LP 016BC 04													0.750	19.05	0.661	0.012	0.176	4.48	N
LP 016BC 05													1.000	25.40	0.487	0.009	0.222	5.64	N
LP 016BC 06													1.250	31.75	0.386	0.007	0.268	6.80	N
LP 011C 01	.300	7.62	.313	7.95	.250	6.35	.011	.28	1	7	.096	.044	0.313	7.95	0.373	0.007	0.055	1.41	N
LP 011C 02													0.500	12.70	0.224	0.004	0.070	1.79	N
LP 011C 03													0.625	15.88	0.177	0.003	0.080	2.04	N
LP 011C 04													0.750	19.05	0.146	0.003	0.090	2.29	N
LP 011C 05													1.000	25.40	0.108	0.002	0.110	2.80	N
LP 011C 06													1.250	31.75	0.086	0.002	0.130	3.31	N
LP 012C 01	.300	7.62	.313	7.95	.250	6.35	.012	.30	2	14	.192	.087	0.313	7.95	0.741	0.013	0.054	1.36	N
LP 012C 02													0.500	12.70	0.443	0.008	0.065	1.66	N
LP 012C 03													0.625	15.88	0.349	0.006	0.073	1.86	N
LP 012C 04													0.750	19.05	0.288	0.005	0.081	2.06	N
LP 012C 05													1.000	25.40	0.213	0.004	0.097	2.47	N
LP 012C 06													1.250	31.75	0.169	0.003	0.113	2.87	N
LP 013C 01	.300	7.62	.313	7.95	.250	6.35	.013	.33	3	21	.289	.131	0.313	7.95	1.125	0.020	0.056	1.43	N
LP 013C 02													0.500	12.70	0.668	0.012	0.068	1.74	N
LP 013C 03													0.625	15.88	0.526	0.009	0.076	1.94	N
LP 013C 04													0.750	19.05	0.433	0.008	0.084	2.14	N
LP 013C 05													1.000	25.40	0.321	0.006	0.100	2.55	N
LP 013C 06													1.250	31.75	0.254	0.005	0.116	2.95	N
LP 014C 01	.300	7.62	.313	7.95	.250	6.35	.014	.36	4	28	.385	.174	0.313	7.95	1.526	0.027	0.061	1.55	N
LP 014C 02													0.500	12.70	0.903	0.016	0.074	1.88	N
LP 014C 03													0.625	15.88	0.709	0.013	0.083	2.10	N
LP 014C 04													0.750	19.05	0.584	0.010	0.091	2.32	N
LP 014C 05													1.000	25.40	0.432	0.008	0.109	2.76	N
LP 014C 06													1.250	31.75	0.342	0.006	0.126	3.20	N
LP 016C 01	.300	7.62	.313	7.95	.250	6.35	.016	.41	5	35	.481	.218	0.313	7.95	1.668	0.030	0.082	2.09	N
LP 016C 02													0.500	12.70	0.978	0.017	0.107	2.71	N
LP 016C 03													0.625	15.88	0.766	0.014	0.123	3.12	N
LP 016C 04													0.750	19.05	0.630	0.011	0.139	3.53	N
LP 016C 05													1.000	25.40	0.464	0.008	0.171	4.35	N
LP 016C 06													1.250	31.75	0.368	0.007	0.204	5.17	N
LP 013D 01	.312	7.92	.328	8.33	.250	6.35	.013	.33	1	7	.106	.048	0.313	7.95	0.449	0.008	0.078	1.97	N
LP 013D 02													0.500	12.70	0.267	0.005	0.104	2.64	N
LP 013D 03													0.625	15.88	0.210	0.004	0.122	3.09	N
LP 013D 04													0.750	19.05	0.173	0.003	0.139	3.54	N
LP 013D 05													1.000	25.40	0.128	0.002	0.175	4.44	N
LP 013D 06													1.250	31.75	0.102	0.002	0.210	5.33	N

COMPRESSION SPRINGS



### SPECIAL INSTRUCTIONS FOR LITE PRESSURE™ COMPRESSION SERIES

**PRICING:** See Inside Back Cover for pricing for up to 199. To price or order up to 1000 pcs. visit [leespring.com](http://leespring.com); 1000+ pcs. contact Lee Spring.  
**CALCULATIONS:** Spring Rate and Load at Solid Height are pre-calculated for Type 316 Stainless.

# COMPRESSION SPRINGS: LITE PRESSURE™ SERIES

ENDS NOT GROUND • Type 316 Stainless Steel (Passivated Ultrasonically Cleaned)

COMPRESSION SPRINGS

LEE STOCK NUMBER	OUTSIDE DIAMETER		WORK IN HOLE		WORK OVER ROD		WIRE DIAMETER		PRESSURE @ 80% DEFLECTION		APPROX. LOAD AT SOLID HGT.		FREE LENGTH		SPRING RATE		SOLID HEIGHT		PRICE GROUP
	IN.	MM	IN.	MM	IN.	MM	IN.	MM	PSI	kPa	LB.	KG	IN.	MM	LB/IN.	KG/MM	IN.	MM	
LP 014D 01													0.313	7.95	0.873	0.016	0.071	1.81	N
LP 014D 02													0.500	12.70	0.517	0.009	0.091	2.32	N
LP 014D 03	.312	7.92	.328	8.33	.250	6.35	.014	.36	2	14	.211	.096	0.625	15.88	0.406	0.007	0.105	2.66	N
LP 014D 04													0.750	19.05	0.334	0.006	0.118	3.00	N
LP 014D 05													1.000	25.40	0.247	0.004	0.145	3.68	N
LP 014D 06													1.250	31.75	0.196	0.003	0.172	4.36	N
LP 016D 01													0.313	7.95	1.386	0.025	0.084	2.15	N
LP 016D 02													0.500	12.70	0.813	0.015	0.110	2.80	N
LP 016D 03	.312	7.92	.328	8.33	.250	6.35	.016	.41	3	21	.317	.144	0.625	15.88	0.637	0.011	0.127	3.24	N
LP 016D 04													0.750	19.05	0.523	0.009	0.145	3.67	N
LP 016D 05													1.000	25.40	0.386	0.007	0.179	4.55	N
LP 016D 06													1.250	31.75	0.306	0.005	0.213	5.42	N
LP 018D 01													0.313	7.95	1.990	0.036	0.101	2.56	N
LP 018D 02													0.500	12.70	1.156	0.021	0.134	3.41	N
LP 018D 03	.312	7.92	.328	8.33	.250	6.35	.018	.46	4	28	.422	.192	0.625	15.88	0.903	0.016	0.157	3.99	N
LP 018D 04													0.750	19.05	0.741	0.013	0.180	4.56	N
LP 018D 05													1.000	25.40	0.545	0.010	0.225	5.71	N
LP 018D 06													1.250	31.75	0.431	0.008	0.270	6.85	N
LP 020D 01													0.313	7.95	2.722	0.049	0.119	3.02	N
LP 020D 02													0.500	12.70	1.565	0.028	0.163	4.13	N
LP 020D 03	.312	7.92	.328	8.33	.250	6.35	.020	.51	5	35	.528	.240	0.625	15.88	1.219	0.022	0.192	4.87	N
LP 020D 04													0.750	19.05	0.998	0.018	0.221	5.61	N
LP 020D 05													1.000	25.40	0.733	0.013	0.279	7.09	N
LP 020D 06													1.250	31.75	0.579	0.010	0.338	8.58	N
LP 013DE 01													0.500	12.70	0.379	0.007	0.077	1.97	N
LP 013DE 02													0.625	15.88	0.299	0.005	0.088	2.23	N
LP 013DE 03	.330	8.38	.344	8.74	.281	7.14	.013	.33	1.5	10	.160	.073	0.750	19.05	0.246	0.004	0.098	2.49	N
LP 013DE 04													0.875	22.23	0.209	0.004	0.109	2.76	N
LP 013DE 05													1.000	25.40	0.182	0.003	0.119	3.02	N
LP 013DE 06													1.250	31.75	0.144	0.003	0.140	3.55	N
LP 014DE 01													0.500	12.70	0.630	0.011	0.076	1.93	N
LP 014DE 02													0.625	15.88	0.495	0.009	0.085	2.16	N
LP 014DE 03	.330	8.38	.344	8.74	.281	7.14	.014	.36	2.5	17	.267	.121	0.750	19.05	0.408	0.007	0.094	2.39	N
LP 014DE 04													0.875	22.23	0.346	0.006	0.103	2.63	N
LP 014DE 05													1.000	25.40	0.301	0.005	0.113	2.86	N
LP 014DE 06													1.250	31.75	0.239	0.004	0.131	3.33	N
LP 016DE 01													0.500	12.70	0.922	0.016	0.094	2.39	N
LP 016DE 02													0.625	15.88	0.722	0.013	0.107	2.71	N
LP 016DE 03	.330	8.38	.344	8.74	.281	7.14	.016	.41	3.5	24	.374	.170	0.750	19.05	0.593	0.011	0.119	3.03	N
LP 016DE 04													0.875	22.23	0.504	0.009	0.132	3.35	N
LP 016DE 05													1.000	25.40	0.438	0.008	0.145	3.68	N
LP 016DE 06													1.250	31.75	0.347	0.006	0.170	4.32	N

### SPECIAL INSTRUCTIONS FOR LITE PRESSURE™ COMPRESSION SERIES

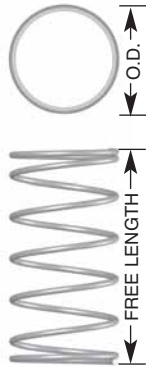
**PRICING:** See Inside Back Cover for pricing for up to 199. To price or order up to 1000 pcs. visit leespring.com; 1000+ pcs. contact Lee Spring.  
**CALCULATIONS:** Spring Rate and Load at Solid Height are pre-calculated for Type 316 Stainless.

# COMPRESSION SPRINGS: LITE PRESSURE™ SERIES

ENDS NOT GROUND • Type 316 Stainless Steel (Passivated Ultrasonically Cleaned)

LEE STOCK NUMBER	OUTSIDE DIAMETER		WORK IN HOLE		WORK OVER ROD		WIRE DIAMETER		PRESSURE @ 80% DEFLECTION		APPROX. LOAD AT SOLID HGT.		FREE LENGTH		SPRING RATE		SOLID HEIGHT		PRICE GROUP
	IN.	MM	IN.	MM	IN.	MM	IN.	MM	PSI	kPa	LB.	KG	IN.	MM	LB/IN.	KG/MM	IN.	MM	
LP 018DE 01		8.38	.344	8.74	.250	6.35	.018	.46	4.5	31	.481	.218	0.500	12.70	1.253	0.022	0.116	2.95	N
LP 018DE 02													0.625	15.88	0.979	0.017	0.133	3.39	N
LP 018DE 03	.330	8.38	.344	8.74	.250	6.35	.018	.46	4.5	31	.481	.218	0.750	19.05	0.803	0.014	0.151	3.83	N
LP 018DE 04													0.875	22.23	0.681	0.012	0.168	4.27	N
LP 018DE 05	.330	8.38	.344	8.74	.250	6.35	.018	.46	4.5	31	.481	.218	1.000	25.40	0.591	0.011	0.186	4.72	N
LP 018DE 06													1.250	31.75	0.467	0.008	0.220	5.60	N
LP 020DE 01		8.38	.344	8.74	.250	6.35	.020	.51	5.5	38	.588	.267	0.500	12.70	1.642	0.029	0.142	3.60	N
LP 020DE 02													0.625	15.88	1.278	0.023	0.165	4.19	N
LP 020DE 03	.330	8.38	.344	8.74	.250	6.35	.020	.51	5.5	38	.588	.267	0.750	19.05	1.047	0.019	0.188	4.78	N
LP 020DE 04													0.875	22.23	0.886	0.016	0.212	5.37	N
LP 020DE 05	.330	8.38	.344	8.74	.250	6.35	.020	.51	5.5	38	.588	.267	1.000	25.40	0.768	0.014	0.235	5.96	N
LP 020DE 06													1.250	31.75	0.607	0.011	0.281	7.14	N
LP 014E 01		9.14	.375	9.53	.313	7.94	.014	.36	1	7	.138	.063	0.500	12.70	0.337	0.006	0.090	2.29	N
LP 014E 02													0.625	15.88	0.265	0.005	0.103	2.63	N
LP 014E 03	.360	9.14	.375	9.53	.313	7.94	.014	.36	1	7	.138	.063	0.750	19.05	0.218	0.004	0.116	2.96	N
LP 014E 04													0.875	22.23	0.185	0.003	0.130	3.29	N
LP 014E 05	.360	9.14	.375	9.53	.313	7.94	.014	.36	1	7	.138	.063	1.000	25.40	0.161	0.003	0.143	3.63	N
LP 014E 06													1.250	31.75	0.128	0.002	0.169	4.29	N
LP 016E 01		9.14	.375	9.53	.313	7.94	.016	.41	2	14	.276	.125	0.500	12.70	0.682	0.012	0.095	2.42	N
LP 016E 02													0.625	15.88	0.534	0.010	0.108	2.75	N
LP 016E 03	.360	9.14	.375	9.53	.313	7.94	.016	.41	2	14	.276	.125	0.750	19.05	0.439	0.008	0.121	3.08	N
LP 016E 04													0.875	22.23	0.373	0.007	0.134	3.41	N
LP 016E 05	.360	9.14	.375	9.53	.313	7.94	.016	.41	2	14	.276	.125	1.000	25.40	0.324	0.006	0.147	3.74	N
LP 016E 06													1.250	31.75	0.257	0.005	0.174	4.41	N
LP 018E 01		9.14	.375	9.53	.281	7.14	.018	.46	3	21	.414	.188	0.500	12.70	1.061	0.019	0.110	2.79	N
LP 018E 02													0.625	15.88	0.829	0.015	0.125	3.18	N
LP 018E 03	.360	9.14	.375	9.53	.281	7.14	.018	.46	3	21	.414	.188	0.750	19.05	0.680	0.012	0.141	3.58	N
LP 018E 04													0.875	22.23	0.576	0.010	0.156	3.97	N
LP 018E 05	.360	9.14	.375	9.53	.281	7.14	.018	.46	3	21	.414	.188	1.000	25.40	0.500	0.009	0.172	4.37	N
LP 018E 06													1.250	31.75	0.396	0.007	0.203	5.16	N
LP 020E 01		9.14	.375	9.53	.281	7.14	.020	.51	4	28	.552	.250	0.500	12.70	1.486	0.027	0.128	3.26	N
LP 020E 02													0.625	15.88	1.158	0.021	0.148	3.76	N
LP 020E 03	.360	9.14	.375	9.53	.281	7.14	.020	.51	4	28	.552	.250	0.750	19.05	0.948	0.017	0.167	4.25	N
LP 020E 04													0.875	22.23	0.802	0.014	0.187	4.75	N
LP 020E 05	.360	9.14	.375	9.53	.281	7.14	.020	.51	4	28	.552	.250	1.000	25.40	0.696	0.012	0.206	5.24	N
LP 020E 06													1.250	31.75	0.550	0.010	0.245	6.23	N
LP 022E 01		9.14	.375	9.53	.281	7.14	.022	.56	5	35	.690	.313	0.500	12.70	1.975	0.035	0.150	3.82	N
LP 022E 02													0.625	15.88	1.533	0.027	0.175	4.44	N
LP 022E 03	.360	9.14	.375	9.53	.281	7.14	.022	.56	5	35	.690	.313	0.750	19.05	1.253	0.022	0.199	5.06	N
LP 022E 04													0.875	22.23	1.059	0.019	0.223	5.68	N
LP 022E 05	.360	9.14	.375	9.53	.281	7.14	.022	.56	5	35	.690	.313	1.000	25.40	0.918	0.016	0.248	6.29	N
LP 022E 06													1.250	31.75	0.724	0.013	0.296	7.53	N

COMPRESSION SPRINGS



### SPECIAL INSTRUCTIONS FOR LITE PRESSURE™ COMPRESSION SERIES

**PRICING:** See Inside Back Cover for pricing for up to 199. To price or order up to 1000 pcs. visit [leespring.com](http://leespring.com); 1000+ pcs. contact Lee Spring.  
**CALCULATIONS:** Spring Rate and Load at Solid Height are pre-calculated for Type 316 Stainless.

# COMPRESSION SPRINGS: LITE PRESSURE™ SERIES

ENDS NOT GROUND • Type 316 Stainless Steel (Passivated Ultrasonically Cleaned)

COMPRESSION SPRINGS

LEE STOCK NUMBER	OUTSIDE DIAMETER		WORK IN HOLE		WORK OVER ROD		WIRE DIAMETER		PRESSURE @ 80% DEFLECTION		APPROX. LOAD AT SOLID HGT.		FREE LENGTH		SPRING RATE		SOLID HEIGHT		PRICE GROUP
	IN.	MM	IN.	MM	IN.	MM	IN.	MM	PSI	kPa	LB.	KG	IN.	MM	LB/IN.	KG/MM	IN.	MM	
LP 016F 01		9.53	.391	9.93	.313	7.94	.016	.41	1	7	.150	.068	0.500	12.70	0.395	0.007	0.120	3.04	N
LP 016F 02													0.625	15.88	0.309	0.006	0.140	3.55	N
LP 016F 03	.375	9.53	.391	9.93	.313	7.94	.016	.41	1	7	.150	.068	0.750	19.05	0.254	0.005	0.159	4.05	N
LP 016F 04													0.875	22.23	0.216	0.004	0.179	4.55	N
LP 016F 05	.375	9.53	.391	9.93	.313	7.94	.016	.41	1	7	.150	.068	1.000	25.40	0.187	0.003	0.199	5.06	N
LP 016F 06													1.250	31.75	0.148	0.003	0.239	6.07	N
LP 018F 01		9.53	.391	9.93	.313	7.94	.018	.46	2	14	.300	.136	0.500	12.70	0.789	0.014	0.120	3.04	N
LP 018F 02													0.625	15.88	0.617	0.011	0.138	3.51	N
LP 018F 03	.375	9.53	.391	9.93	.313	7.94	.018	.46	2	14	.300	.136	0.750	19.05	0.506	0.009	0.157	3.98	N
LP 018F 04													0.875	22.23	0.429	0.008	0.175	4.45	N
LP 018F 05	.375	9.53	.391	9.93	.313	7.94	.018	.46	2	14	.300	.136	1.000	25.40	0.372	0.007	0.193	4.91	N
LP 018F 06													1.250	31.75	0.294	0.005	0.230	5.85	N
LP 020F 01		9.53	.391	9.93	.313	7.94	.020	.51	3	21	.450	.204	0.500	12.70	1.227	0.022	0.133	3.38	N
LP 020F 02													0.625	15.88	0.955	0.017	0.154	3.90	N
LP 020F 03	.375	9.53	.391	9.93	.313	7.94	.020	.51	3	21	.450	.204	0.750	19.05	0.782	0.014	0.174	4.43	N
LP 020F 04													0.875	22.23	0.662	0.012	0.195	4.95	N
LP 020F 05	.375	9.53	.391	9.93	.313	7.94	.020	.51	3	21	.450	.204	1.000	25.40	0.574	0.010	0.216	5.48	N
LP 020F 06													1.250	31.75	0.454	0.008	0.257	6.53	N
LP 022F 01		9.53	.391	9.93	.313	7.94	.022	.56	4	28	.600	.272	0.500	12.70	1.721	0.031	0.151	3.84	N
LP 022F 02													0.625	15.88	1.336	0.024	0.176	4.46	N
LP 022F 03	.375	9.53	.391	9.93	.313	7.94	.022	.56	4	28	.600	.272	0.750	19.05	1.092	0.019	0.200	5.08	N
LP 022F 04													0.875	22.23	0.923	0.016	0.225	5.71	N
LP 022F 05	.375	9.53	.391	9.93	.313	7.94	.022	.56	4	28	.600	.272	1.000	25.40	0.800	0.014	0.249	6.33	N
LP 022F 06													1.250	31.75	0.631	0.011	0.298	7.57	N
LP 024F 01		9.53	.391	9.93	.281	7.14	.024	.61	5	35	.750	.340	0.500	12.70	2.291	0.041	0.172	4.38	N
LP 024F 02													0.625	15.88	1.773	0.032	0.202	5.13	N
LP 024F 03	.375	9.53	.391	9.93	.281	7.14	.024	.61	5	35	.750	.340	0.750	19.05	1.446	0.026	0.231	5.87	N
LP 024F 04													0.875	22.23	1.221	0.022	0.260	6.62	N
LP 024F 05	.375	9.53	.391	9.93	.281	7.14	.024	.61	5	35	.750	.340	1.000	25.40	1.057	0.019	0.290	7.36	N
LP 024F 06													1.250	31.75	0.832	0.015	0.348	8.85	N
LP 016FG 01		9.91	.406	10.31	.313	7.94	.016	.41	1.5	10	.224	.102	0.500	12.70	0.551	0.010	0.093	2.37	N
LP 016FG 02													0.625	15.88	0.432	0.008	0.106	2.69	N
LP 016FG 03	.390	9.91	.406	10.31	.313	7.94	.016	.41	1.5	10	.224	.102	0.750	19.05	0.355	0.006	0.119	3.01	N
LP 016FG 04													0.875	22.23	0.301	0.005	0.131	3.33	N
LP 016FG 05	.390	9.91	.406	10.31	.313	7.94	.016	.41	1.5	10	.224	.102	1.000	25.40	0.262	0.005	0.144	3.65	N
LP 016FG 06													1.250	31.75	0.207	0.004	0.169	4.29	P
LP 018FG 01		9.91	.406	10.31	.313	7.94	.018	.46	2.5	17	.373	.169	0.500	12.70	0.940	0.017	0.103	2.61	N
LP 018FG 02													0.625	15.88	0.734	0.013	0.116	2.96	N
LP 018FG 03	.390	9.91	.406	10.31	.313	7.94	.018	.46	2.5	17	.373	.169	0.750	19.05	0.602	0.011	0.130	3.31	N
LP 018FG 04													0.875	22.23	0.511	0.009	0.144	3.65	N
LP 018FG 05	.390	9.91	.406	10.31	.313	7.94	.018	.46	2.5	17	.373	.169	1.000	25.40	0.443	0.008	0.158	4.00	N
LP 018FG 06													1.250	31.75	0.350	0.006	0.185	4.70	P

### SPECIAL INSTRUCTIONS FOR LITE PRESSURE™ COMPRESSION SERIES

**PRICING:** See Inside Back Cover for pricing for up to 199. To price or order up to 1000 pcs. visit leespring.com; 1000+ pcs. contact Lee Spring.  
**CALCULATIONS:** Spring Rate and Load at Solid Height are pre-calculated for Type 316 Stainless.

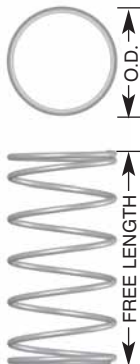


# COMPRESSION SPRINGS: LITE PRESSURE™ SERIES

ENDS NOT GROUND • Type 316 Stainless Steel (Passivated Ultrasonically Cleaned)

LEE STOCK NUMBER	OUTSIDE DIAMETER		WORK IN HOLE		WORK OVER ROD		WIRE DIAMETER		PRESSURE @ 80% DEFLECTION		APPROX. LOAD AT SOLID HGT.		FREE LENGTH		SPRING RATE		SOLID HEIGHT		PRICE GROUP
	IN.	MM	IN.	MM	IN.	MM	IN.	MM	PSI	kPa	LB.	KG	IN.	MM	LB/IN.	KG/MM	IN.	MM	
LP 020FG 01	.390	9.91	.406	10.31	.313	7.94	.020	.51	3.5	24	.523	.237	0.500	12.70	1.367	0.024	0.118	2.99	N
LP 020FG 02													0.625	15.88	1.065	0.019	0.134	3.41	N
LP 020FG 03													0.750	19.05	0.872	0.016	0.151	3.82	N
LP 020FG 04													0.875	22.23	0.738	0.013	0.167	4.24	N
LP 020FG 05													1.000	25.40	0.640	0.011	0.183	4.66	N
LP 020FG 06													1.250	31.75	0.506	0.009	0.216	5.49	P
LP 022FG 01	.390	9.91	.406	10.31	.313	7.94	.022	.56	4.5	31	.672	.305	0.500	12.70	1.846	0.033	0.136	3.45	N
LP 022FG 02													0.625	15.88	1.433	0.026	0.156	3.97	N
LP 022FG 03													0.750	19.05	1.171	0.021	0.176	4.48	N
LP 022FG 04													0.875	22.23	0.990	0.018	0.197	4.99	N
LP 022FG 05													1.000	25.40	0.858	0.015	0.217	5.50	N
LP 022FG 06													1.250	31.75	0.677	0.012	0.257	6.53	P
LP 024FG 01	.390	9.91	.406	10.31	.313	7.94	.024	.61	5.5	38	.821	.373	0.500	12.70	2.393	0.043	0.157	3.98	N
LP 024FG 02													0.625	15.88	1.852	0.033	0.182	4.61	N
LP 024FG 03													0.750	19.05	1.511	0.027	0.206	5.24	N
LP 024FG 04													0.875	22.23	1.276	0.023	0.231	5.87	N
LP 024FG 05													1.000	25.40	1.104	0.020	0.256	6.50	N
LP 024FG 06													1.250	31.75	0.870	0.016	0.305	7.76	P
LP 018G 01	.420	10.67	.438	11.13	.344	8.73	.018	.46	1	7	.188	.085	0.500	12.70	0.504	0.009	0.126	3.21	N
LP 018G 02													0.625	15.88	0.394	0.007	0.146	3.72	N
LP 018G 03													0.750	19.05	0.323	0.006	0.167	4.23	N
LP 018G 04													0.875	22.23	0.274	0.005	0.187	4.75	N
LP 018G 05													1.000	25.40	0.238	0.004	0.207	5.26	N
LP 018G 06													1.250	31.75	0.188	0.003	0.248	6.29	P
LP 020G 01	.420	10.67	.438	11.13	.344	8.73	.020	.51	2	14	.377	.171	0.500	12.70	0.998	0.018	0.123	3.11	N
LP 020G 02													0.625	15.88	0.777	0.014	0.140	3.57	N
LP 020G 03													0.750	19.05	0.636	0.011	0.158	4.02	N
LP 020G 04													0.875	22.23	0.539	0.010	0.176	4.47	N
LP 020G 05													1.000	25.40	0.467	0.008	0.194	4.92	N
LP 020G 06													1.250	31.75	0.369	0.007	0.229	5.83	P
LP 022G 01	.420	10.67	.438	11.13	.344	8.73	.022	.56	3	21	.565	.256	0.500	12.70	1.537	0.027	0.132	3.37	N
LP 022G 02													0.625	15.88	1.194	0.021	0.152	3.85	N
LP 022G 03													0.750	19.05	0.975	0.017	0.171	4.34	N
LP 022G 04													0.875	22.23	0.825	0.015	0.190	4.82	N
LP 022G 05													1.000	25.40	0.714	0.013	0.209	5.31	N
LP 022G 06													1.250	31.75	0.564	0.010	0.247	6.28	P
LP 024G 01	.420	10.67	.438	11.13	.344	8.73	.024	.61	4	28	.753	.342	0.500	12.70	2.135	0.038	0.147	3.74	N
LP 024G 02													0.625	15.88	1.652	0.029	0.169	4.29	N
LP 024G 03													0.750	19.05	1.348	0.024	0.191	4.85	N
LP 024G 04													0.875	22.23	1.138	0.020	0.213	5.41	N
LP 024G 05													1.000	25.40	0.985	0.018	0.235	5.96	N
LP 024G 06													1.250	31.75	0.776	0.014	0.279	7.08	P

COMPRESSION SPRINGS



### SPECIAL INSTRUCTIONS FOR LITE PRESSURE™ COMPRESSION SERIES

**PRICING:** See Inside Back Cover for pricing for up to 199. To price or order up to 1000 pcs. visit [leespring.com](http://leespring.com); 1000+ pcs. contact Lee Spring.  
**CALCULATIONS:** Spring Rate and Load at Solid Height are pre-calculated for Type 316 Stainless.

# COMPRESSION SPRINGS: LITE PRESSURE™ SERIES

ENDS NOT GROUND • Type 316 Stainless Steel (Passivated Ultrasonically Cleaned)

COMPRESSION SPRINGS

LEE STOCK NUMBER	OUTSIDE DIAMETER		WORK IN HOLE		WORK OVER ROD		WIRE DIAMETER		PRESSURE @ 80% DEFLECTION		APPROX. LOAD AT SOLID HGT.		FREE LENGTH		SPRING RATE		SOLID HEIGHT		PRICE GROUP
	IN.	MM	IN.	MM	IN.	MM	IN.	MM	PSI	kPa	LB.	KG	IN.	MM	LB/IN.	KG/MM	IN.	MM	
LP 026G 01													0.500	12.70	2.807	0.050	0.165	4.18	N
LP 026G 02													0.625	15.88	2.166	0.039	0.190	4.83	N
LP 026G 03	.420	10.67	.438	11.13	.344	8.73	.026	.66	5	35	.942	.427	0.750	19.05	1.763	0.031	0.216	5.48	N
LP 026G 04													0.875	22.23	1.486	0.027	0.241	6.13	N
LP 026G 05													1.000	25.40	1.285	0.023	0.267	6.78	N
LP 026G 06													1.250	31.75	1.011	0.018	0.318	8.08	P
LP 018GH 01													0.750	19.05	0.452	0.008	0.125	3.16	P
LP 018GH 02													1.000	25.40	0.332	0.006	0.150	3.81	P
LP 018GH 03	.438	11.13	.453	11.51	.375	9.53	.018	.46	1.5	10	.283	.128	1.250	31.75	0.263	0.005	0.175	4.45	P
LP 018GH 04													1.500	38.10	0.217	0.004	0.201	5.10	P
LP 018GH 05													1.750	44.45	0.185	0.003	0.226	5.74	P
LP 018GH 06													2.000	50.80	0.162	0.003	0.251	6.38	P
LP 020GH 01													0.750	19.05	0.762	0.014	0.132	3.35	P
LP 020GH 02													1.000	25.40	0.559	0.010	0.158	4.01	P
LP 020GH 03	.438	11.13	.453	11.51	.375	9.53	.020	.51	2.5	17	.471	.214	1.250	31.75	0.442	0.008	0.184	4.67	P
LP 020GH 04													1.500	38.10	0.365	0.007	0.210	5.34	P
LP 020GH 05													1.750	44.45	0.311	0.006	0.236	6.00	P
LP 020GH 06													2.000	50.80	0.271	0.005	0.262	6.66	P
LP 022GH 01													0.750	19.05	1.095	0.020	0.148	3.75	P
LP 022GH 02													1.000	25.40	0.802	0.014	0.178	4.51	P
LP 022GH 03	.438	11.13	.453	11.51	.375	9.53	.022	.56	3.5	24	.659	.299	1.250	31.75	0.632	0.011	0.208	5.27	P
LP 022GH 04													1.500	38.10	0.522	0.009	0.237	6.03	P
LP 022GH 05													1.750	44.45	0.445	0.008	0.267	6.79	P
LP 022GH 06													2.000	50.80	0.387	0.007	0.297	7.55	P
LP 024GH 01													0.750	19.05	1.457	0.026	0.168	4.27	P
LP 024GH 02													1.000	25.40	1.064	0.019	0.204	5.18	P
LP 024GH 03	.438	11.13	.453	11.51	.375	9.53	.024	.61	4.5	31	.848	.384	1.250	31.75	0.839	0.015	0.239	6.08	P
LP 024GH 04													1.500	38.10	0.692	0.012	0.275	6.98	P
LP 024GH 05													1.750	44.45	0.589	0.011	0.310	7.88	P
LP 024GH 06													2.000	50.80	0.512	0.009	0.346	8.78	P
LP 026GH 01													0.750	19.05	1.858	0.033	0.192	4.89	P
LP 026GH 02													1.000	25.40	1.354	0.024	0.235	5.97	P
LP 026GH 03	.438	11.13	.453	11.51	.344	8.73	.026	.66	5.5	38	1.036	.470	1.250	31.75	1.065	0.019	0.277	7.05	P
LP 026GH 04													1.500	38.10	0.878	0.016	0.320	8.13	P
LP 026GH 05													1.750	44.45	0.747	0.013	0.362	9.21	P
LP 026GH 06													2.000	50.80	0.649	0.012	0.405	10.29	P
LP 018H 01													0.750	19.05	0.351	0.006	0.135	3.42	P
LP 018H 02													1.000	25.40	0.258	0.005	0.164	4.16	P
LP 018H 03	.455	11.56	.469	11.91	.375	9.53	.018	.46	1	7	.216	.098	1.250	31.75	0.204	0.004	0.193	4.89	P
LP 018H 04													1.500	38.10	0.169	0.003	0.222	5.63	P
LP 018H 05													1.750	44.45	0.144	0.003	0.251	6.36	P
LP 018H 06													2.000	50.80	0.126	0.002	0.279	7.10	P

### SPECIAL INSTRUCTIONS FOR LITE PRESSURE™ COMPRESSION SERIES

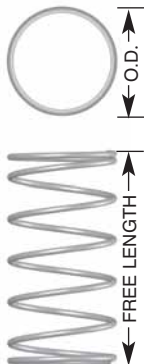
**PRICING:** See Inside Back Cover for pricing for up to 199. To price or order up to 1000 pcs. visit [leespring.com](http://leespring.com); 1000+ pcs. contact Lee Spring.  
**CALCULATIONS:** Spring Rate and Load at Solid Height are pre-calculated for Type 316 Stainless.

# COMPRESSION SPRINGS: LITE PRESSURE™ SERIES

ENDS NOT GROUND • Type 316 Stainless Steel (Passivated Ultrasonically Cleaned)

LEE STOCK NUMBER	OUTSIDE DIAMETER		WORK IN HOLE		WORK OVER ROD		WIRE DIAMETER		PRESSURE @ 80% DEFLECTION		APPROX. LOAD AT SOLID HGT.		FREE LENGTH		SPRING RATE		SOLID HEIGHT		PRICE GROUP
	IN.	MM	IN.	MM	IN.	MM	IN.	MM	PSI	kPa	LB.	KG	IN.	MM	LB/IN.	KG/MM	IN.	MM	
LP 020H 01	.455	11.56	.469	11.91	.375	9.53	.020	.51	2	14	.432	.196	0.750	19.05	0.696	0.012	0.130	3.30	P
LP 020H 02													1.000	25.40	0.511	0.009	0.155	3.94	P
LP 020H 03													1.250	31.75	0.404	0.007	0.180	4.58	P
LP 020H 04													1.500	38.10	0.334	0.006	0.206	5.22	P
LP 020H 05													1.750	44.45	0.284	0.005	0.231	5.87	P
LP 020H 06													2.000	50.80	0.248	0.004	0.256	6.51	P
LP 022H 01	.455	11.56	.469	11.91	.375	9.53	.022	.56	3	21	.648	.294	0.750	19.05	1.063	0.019	0.141	3.57	P
LP 022H 02													1.000	25.40	0.779	0.014	0.168	4.27	P
LP 022H 03													1.250	31.75	0.614	0.011	0.195	4.96	P
LP 022H 04													1.500	38.10	0.507	0.009	0.222	5.65	P
LP 022H 05													1.750	44.45	0.432	0.008	0.250	6.34	P
LP 022H 06													2.000	50.80	0.376	0.007	0.277	7.04	P
LP 024H 01	.455	11.56	.469	11.91	.375	9.53	.024	.61	4	28	.864	.392	0.750	19.05	1.457	0.026	0.157	4.00	P
LP 024H 02													1.000	25.40	1.065	0.019	0.189	4.79	P
LP 024H 03													1.250	31.75	0.839	0.015	0.220	5.59	P
LP 024H 04													1.500	38.10	0.692	0.012	0.252	6.39	P
LP 024H 05													1.750	44.45	0.589	0.011	0.283	7.19	P
LP 024H 06													2.000	50.80	0.513	0.009	0.315	7.99	P
LP 026H 01	.455	11.56	.469	11.91	.375	9.53	.026	.66	5	35	1.080	.490	0.750	19.05	1.887	0.034	0.178	4.51	P
LP 026H 02													1.000	25.40	1.375	0.025	0.215	5.46	P
LP 026H 03													1.250	31.75	1.082	0.019	0.252	6.40	P
LP 026H 04													1.500	38.10	0.892	0.016	0.289	7.34	P
LP 026H 05													1.750	44.45	0.758	0.014	0.326	8.28	P
LP 026H 06													2.000	50.80	0.660	0.012	0.363	9.22	P
LP 020J 01	.480	12.19	.500	12.70	.406	10.32	.020	.51	1	7	.245	.111	0.750	19.05	0.415	0.007	0.159	4.04	P
LP 020J 02													1.000	25.40	0.305	0.005	0.195	4.95	P
LP 020J 03													1.250	31.75	0.241	0.004	0.231	5.86	P
LP 020J 04													1.500	38.10	0.199	0.004	0.267	6.77	P
LP 020J 05													1.750	44.45	0.170	0.003	0.302	7.68	P
LP 020J 06													2.000	50.80	0.148	0.003	0.338	8.59	R
LP 022J 01	.480	12.19	.500	12.70	.406	10.32	.022	.56	2	14	.491	.223	0.750	19.05	0.816	0.015	0.148	3.76	P
LP 022J 02													1.000	25.40	0.597	0.011	0.178	4.53	P
LP 022J 03													1.250	31.75	0.471	0.008	0.208	5.29	P
LP 022J 04													1.500	38.10	0.389	0.007	0.238	6.05	P
LP 022J 05													1.750	44.45	0.331	0.006	0.268	6.82	P
LP 022J 06													2.000	50.80	0.288	0.005	0.298	7.58	R
LP 024J 01	.480	12.19	.500	12.70	.406	10.32	.024	.61	3	21	.736	.334	0.750	19.05	1.241	0.022	0.157	3.98	P
LP 024J 02													1.000	25.40	0.907	0.016	0.188	4.77	P
LP 024J 03													1.250	31.75	0.714	0.013	0.219	5.56	P
LP 024J 04													1.500	38.10	0.589	0.011	0.250	6.36	P
LP 024J 05													1.750	44.45	0.501	0.009	0.281	7.15	P
LP 024J 06													2.000	50.80	0.436	0.008	0.313	7.94	R

COMPRESSION SPRINGS



### SPECIAL INSTRUCTIONS FOR LITE PRESSURE™ COMPRESSION SERIES

**PRICING:** See Inside Back Cover for pricing for up to 199. To price or order up to 1000 pcs. visit [leespring.com](http://leespring.com); 1000+ pcs. contact Lee Spring.  
**CALCULATIONS:** Spring Rate and Load at Solid Height are pre-calculated for Type 316 Stainless.

# COMPRESSION SPRINGS: LITE PRESSURE™ SERIES

ENDS NOT GROUND • Type 316 Stainless Steel (Passivated Ultrasonically Cleaned)

COMPRESSION SPRINGS

LEE STOCK NUMBER	OUTSIDE DIAMETER		WORK IN HOLE		WORK OVER ROD		WIRE DIAMETER		PRESSURE @ 80% DEFLECTION		APPROX. LOAD AT SOLID HGT.		FREE LENGTH		SPRING RATE		SOLID HEIGHT		PRICE GROUP
	IN.	MM	IN.	MM	IN.	MM	IN.	MM	PSI	kPa	LB.	KG	IN.	MM	LB/IN.	KG/MM	IN.	MM	
LP 026J 01													0.750	19.05	1.697	0.030	0.172	4.36	P
LP 026J 02													1.000	25.40	1.237	0.022	0.206	5.24	P
LP 026J 03	.480	12.19	.500	12.70	.406	10.32	.026	.66	4	28	.982	.445	1.250	31.75	0.973	0.017	0.241	6.12	P
LP 026J 04													1.500	38.10	0.802	0.014	0.276	7.01	P
LP 026J 05													1.750	44.45	0.682	0.012	0.311	7.89	R
LP 026J 06													2.000	50.80	0.593	0.011	0.345	8.78	R
LP 029J 01													0.750	19.05	2.273	0.041	0.210	5.33	P
LP 029J 02													1.000	25.40	1.650	0.029	0.256	6.51	P
LP 029J 03	.480	12.19	.500	12.70	.375	9.53	.029	.74	5	35	1.227	.557	1.250	31.75	1.296	0.023	0.303	7.69	P
LP 029J 04													1.500	38.10	1.066	0.019	0.349	8.87	P
LP 029J 05													1.750	44.45	0.906	0.016	0.395	10.05	R
LP 029J 06													2.000	50.80	0.788	0.014	0.442	11.22	R
LP 022JK 01													0.750	19.05	0.641	0.011	0.152	3.87	P
LP 022JK 02													1.000	25.40	0.469	0.008	0.184	4.68	P
LP 022JK 03	.510	12.95	.531	13.49	.438	11.11	.022	.56	1.5	10	.383	.174	1.250	31.75	0.370	0.007	0.216	5.48	R
LP 022JK 04													1.500	38.10	0.306	0.005	0.247	6.28	R
LP 022JK 05													1.750	44.45	0.260	0.005	0.279	7.08	R
LP 022JK 06													2.000	50.80	0.227	0.004	0.311	7.89	R
LP 024JK 01													0.750	19.05	1.069	0.019	0.153	3.89	P
LP 024JK 02													1.000	25.40	0.781	0.014	0.183	4.65	P
LP 024JK 03	.510	12.95	.531	13.49	.438	11.11	.024	.61	2.5	17	.638	.290	1.250	31.75	0.616	0.011	0.213	5.41	R
LP 024JK 04													1.500	38.10	0.508	0.009	0.243	6.17	R
LP 024JK 05													1.750	44.45	0.432	0.008	0.273	6.93	R
LP 024JK 06													2.000	50.80	0.376	0.007	0.303	7.68	R
LP 026JK 01													0.750	19.05	1.525	0.027	0.164	4.16	P
LP 026JK 02													1.000	25.40	1.111	0.020	0.196	4.97	P
LP 026JK 03	.510	12.95	.531	13.49	.406	10.32	.026	.66	3.5	24	.894	.405	1.250	31.75	0.874	0.016	0.228	5.79	R
LP 026JK 04													1.500	38.10	0.721	0.013	0.260	6.60	R
LP 026JK 05													1.750	44.45	0.613	0.011	0.292	7.41	R
LP 026JK 06													2.000	50.80	0.533	0.010	0.324	8.22	R
LP 029JK 01													0.750	19.05	2.081	0.037	0.198	5.02	P
LP 029JK 02													1.000	25.40	1.511	0.027	0.239	6.08	P
LP 029JK 03	.510	12.95	.531	13.49	.406	10.32	.029	.74	4.5	31	1.149	.521	1.250	31.75	1.186	0.021	0.281	7.14	R
LP 029JK 04													1.500	38.10	0.976	0.017	0.323	8.20	R
LP 029JK 05													1.750	44.45	0.830	0.015	0.365	9.26	R
LP 029JK 06													2.000	50.80	0.721	0.013	0.406	10.32	R
LP 032JK 01													0.750	19.05	2.735	0.049	0.236	6.01	P
LP 032JK 02													1.000	25.40	1.978	0.035	0.290	7.37	P
LP 032JK 03	.510	12.95	.531	13.49	.406	10.32	.032	.81	5.5	38	1.404	.637	1.250	31.75	1.550	0.028	0.344	8.73	R
LP 032JK 04													1.500	38.10	1.274	0.023	0.397	10.10	R
LP 032JK 05													1.750	44.45	1.081	0.019	0.451	11.46	R
LP 032JK 06													2.000	50.80	0.939	0.017	0.505	12.82	R

### SPECIAL INSTRUCTIONS FOR LITE PRESSURE™ COMPRESSION SERIES

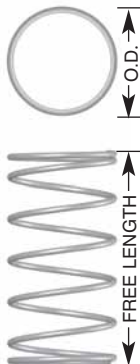
**PRICING:** See Inside Back Cover for pricing for up to 199. To price or order up to 1000 pcs. visit leespring.com; 1000+ pcs. contact Lee Spring.  
**CALCULATIONS:** Spring Rate and Load at Solid Height are pre-calculated for Type 316 Stainless.

# COMPRESSION SPRINGS: LITE PRESSURE™ SERIES

ENDS NOT GROUND • Type 316 Stainless Steel (Passivated Ultrasonically Cleaned)

LEE STOCK NUMBER	OUTSIDE DIAMETER		WORK IN HOLE		WORK OVER ROD		WIRE DIAMETER		PRESSURE @ 80% DEFLECTION		APPROX. LOAD AT SOLID HGT.		FREE LENGTH		SPRING RATE		SOLID HEIGHT		PRICE GROUP
	IN.	MM	IN.	MM	IN.	MM	IN.	MM	PSI	kPa	LB.	KG	IN.	MM	LB/IN.	KG/MM	IN.	MM	
LP 022K 01													0.750	19.05	0.521	0.009	0.155	3.94	P
LP 022K 02													1.000	25.40	0.382	0.007	0.187	4.76	P
LP 022K 03	.540	13.72	.562	14.27	.469	11.91	.022	.56	1	7	.310	.141	1.250	31.75	0.301	0.005	0.220	5.59	R
LP 022K 04													1.500	38.10	0.249	0.004	0.252	6.41	R
LP 022K 05													1.750	44.45	0.212	0.004	0.285	7.24	R
LP 022K 06													2.000	50.80	0.184	0.003	0.317	8.06	R
LP 024K 01													0.750	19.05	1.022	0.018	0.143	3.63	P
LP 024K 02													1.000	25.40	0.746	0.013	0.169	4.29	P
LP 024K 03	.540	13.72	.562	14.27	.469	11.91	.024	.61	2	14	.620	.281	1.250	31.75	0.588	0.010	0.195	4.96	R
LP 024K 04													1.500	38.10	0.485	0.009	0.221	5.62	R
LP 024K 05													1.750	44.45	0.413	0.007	0.248	6.29	R
LP 024K 06													2.000	50.80	0.359	0.006	0.274	6.95	R
LP 026K 01													0.750	19.05	1.547	0.028	0.149	3.78	P
LP 026K 02													1.000	25.40	1.128	0.020	0.175	4.45	P
LP 026K 03	.540	13.72	.562	14.27	.438	11.11	.026	.66	3	21	.930	.422	1.250	31.75	0.887	0.016	0.201	5.11	R
LP 026K 04													1.500	38.10	0.731	0.013	0.228	5.78	R
LP 026K 05													1.750	44.45	0.622	0.011	0.254	6.45	R
LP 026K 06													2.000	50.80	0.541	0.010	0.280	7.12	R
LP 029K 01													0.750	19.05	2.161	0.039	0.176	4.47	P
LP 029K 02													1.000	25.40	1.569	0.028	0.209	5.32	P
LP 029K 03	.540	13.72	.562	14.27	.438	11.11	.029	.74	4	28	1.240	.563	1.250	31.75	1.232	0.022	0.243	6.17	R
LP 029K 04													1.500	38.10	1.014	0.018	0.277	7.02	R
LP 029K 05													1.750	44.45	0.861	0.015	0.310	7.88	R
LP 029K 06													2.000	50.80	0.749	0.013	0.344	8.73	R
LP 032K 01													0.750	19.05	2.860	0.051	0.208	5.28	P
LP 032K 02													1.000	25.40	2.069	0.037	0.251	6.37	P
LP 032K 03	.540	13.72	.562	14.27	.438	11.11	.032	.81	5	35	1.550	.703	1.250	31.75	1.621	0.029	0.293	7.45	R
LP 032K 04													1.500	38.10	1.332	0.024	0.336	8.54	R
LP 032K 05													1.750	44.45	1.131	0.020	0.379	9.63	R
LP 032K 06													2.000	50.80	0.982	0.018	0.422	10.71	R
LP 024KL 01													0.750	19.05	0.796	0.014	0.149	3.78	P
LP 024KL 02													1.000	25.40	0.581	0.010	0.177	4.50	P
LP 024KL 03	.570	14.48	.594	15.09	.469	11.91	.024	.61	1.5	10	.478	.217	1.250	31.75	0.458	0.008	0.205	5.22	R
LP 024KL 04													1.500	38.10	0.378	0.007	0.234	5.94	R
LP 024KL 05													1.750	44.45	0.322	0.006	0.262	6.66	R
LP 024KL 06													2.000	50.80	0.280	0.005	0.290	7.38	R
LP 026KL 01													0.750	19.05	1.324	0.024	0.148	3.75	P
LP 026KL 02													1.000	25.40	0.965	0.017	0.174	4.41	P
LP 026KL 03	.570	14.48	.594	15.09	.469	11.91	.026	.66	2.5	17	.797	.362	1.250	31.75	0.759	0.014	0.200	5.07	R
LP 026KL 04													1.500	38.10	0.626	0.011	0.225	5.73	R
LP 026KL 05													1.750	44.45	0.532	0.010	0.251	6.38	R
LP 026KL 06													2.000	50.80	0.463	0.008	0.277	7.04	R

COMPRESSION SPRINGS



### SPECIAL INSTRUCTIONS FOR LITE PRESSURE™ COMPRESSION SERIES

**PRICING:** See Inside Back Cover for pricing for up to 199. To price or order up to 1000 pcs. visit [leespring.com](http://leespring.com); 1000+ pcs. contact Lee Spring.  
**CALCULATIONS:** Spring Rate and Load at Solid Height are pre-calculated for Type 316 Stainless.

# COMPRESSION SPRINGS: LITE PRESSURE™ SERIES

ENDS NOT GROUND • Type 316 Stainless Steel (Passivated Ultrasonically Cleaned)

COMPRESSION SPRINGS

LEE STOCK NUMBER	OUTSIDE DIAMETER		WORK IN HOLE		WORK OVER ROD		WIRE DIAMETER		PRESSURE @ 80% DEFLECTION		APPROX. LOAD AT SOLID HGT.		FREE LENGTH		SPRING RATE		SOLID HEIGHT		PRICE GROUP
	IN.	MM	IN.	MM	IN.	MM	IN.	MM	PSI	kPa	LB.	KG	IN.	MM	LB/IN.	KG/MM	IN.	MM	
LP 029KL 01													0.750	19.05	1.928	0.034	0.171	4.34	P
LP 029KL 02													1.000	25.40	1.400	0.025	0.203	5.15	P
LP 029KL 03	.570	14.48	.594	15.09	.469	11.91	.029	.74	3.5	24	1.116	.506	1.250	31.75	1.099	0.020	0.234	5.95	R
LP 029KL 04													1.500	38.10	0.905	0.016	0.266	6.76	R
LP 029KL 05													1.750	44.45	0.769	0.014	0.298	7.56	R
LP 029KL 06													2.000	50.80	0.668	0.012	0.329	8.36	R
LP 032KL 01													0.750	19.05	2.607	0.047	0.199	5.06	P
LP 032KL 02													1.000	25.40	1.886	0.034	0.239	6.07	P
LP 032KL 03	.570	14.48	.594	15.09	.469	11.91	.032	.81	4.5	31	1.435	.651	1.250	31.75	1.477	0.026	0.278	7.07	R
LP 032KL 04													1.500	38.10	1.214	0.022	0.318	8.07	R
LP 032KL 05													1.750	44.45	1.031	0.018	0.357	9.08	R
LP 032KL 06													2.000	50.80	0.895	0.016	0.397	10.08	R
LP 035KL 01													0.750	19.05	3.385	0.060	0.232	5.88	P
LP 035KL 02													1.000	25.40	2.439	0.044	0.281	7.13	P
LP 035KL 03	.570	14.48	.594	15.09	.469	11.91	.035	.89	5.5	38	1.754	.796	1.250	31.75	1.907	0.034	0.330	8.38	R
LP 035KL 04													1.500	38.10	1.565	0.028	0.379	9.63	R
LP 035KL 05													1.750	44.45	1.327	0.024	0.428	10.87	R
LP 035KL 06													2.000	50.80	1.152	0.021	0.477	12.12	R
LP 024L 01													0.750	19.05	0.642	0.011	0.153	3.89	P
LP 024L 02													1.000	25.40	0.469	0.008	0.183	4.65	P
LP 024L 03	.600	15.24	.625	15.88	.500	12.70	.024	.61	1	7	.383	.174	1.250	31.75	0.370	0.007	0.213	5.41	R
LP 024L 04													1.500	38.10	0.305	0.005	0.243	6.17	R
LP 024L 05													1.750	44.45	0.260	0.005	0.273	6.93	R
LP 024L 06													2.000	50.80	0.226	0.004	0.303	7.68	R
LP 026L 01													0.750	19.05	1.258	0.022	0.140	3.57	P
LP 026L 02													1.000	25.40	0.917	0.016	0.164	4.16	P
LP 026L 03	.600	15.24	.625	15.88	.500	12.70	.026	.66	2	14	.767	.348	1.250	31.75	0.721	0.013	0.187	4.75	R
LP 026L 04													1.500	38.10	0.595	0.011	0.210	5.34	R
LP 026L 05													1.750	44.45	0.506	0.009	0.233	5.93	R
LP 026L 06													2.000	50.80	0.440	0.008	0.257	6.52	R
LP 029L 01													0.750	19.05	1.943	0.035	0.158	4.01	P
LP 029L 02													1.000	25.40	1.411	0.025	0.185	4.69	P
LP 029L 03	.600	15.24	.625	15.88	.500	12.70	.029	.74	3	21	1.150	.522	1.250	31.75	1.108	0.020	0.211	5.37	R
LP 029L 04													1.500	38.10	0.912	0.016	0.238	6.05	R
LP 029L 05													1.750	44.45	0.775	0.014	0.265	6.73	R
LP 029L 06													2.000	50.80	0.673	0.012	0.292	7.40	R
LP 032L 01													0.750	19.05	2.696	0.048	0.181	4.60	P
LP 032L 02													1.000	25.40	1.950	0.035	0.213	5.42	P
LP 032L 03	.600	15.24	.625	15.88	.500	12.70	.032	.81	4	28	1.534	.696	1.250	31.75	1.528	0.027	0.246	6.24	R
LP 032L 04													1.500	38.10	1.256	0.022	0.278	7.07	R
LP 032L 05													1.750	44.45	1.066	0.019	0.311	7.89	R
LP 032L 06													2.000	50.80	0.926	0.017	0.343	8.72	R

### SPECIAL INSTRUCTIONS FOR LITE PRESSURE™ COMPRESSION SERIES

**PRICING:** See Inside Back Cover for pricing for up to 199. To price or order up to 1000 pcs. visit [leespring.com](http://leespring.com); 1000+ pcs. contact Lee Spring.  
**CALCULATIONS:** Spring Rate and Load at Solid Height are pre-calculated for Type 316 Stainless.

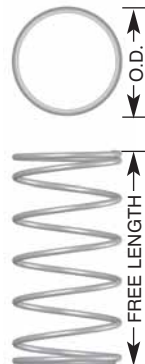


# COMPRESSION SPRINGS: LITE PRESSURE™ SERIES

ENDS NOT GROUND • Type 316 Stainless Steel (Passivated Ultrasonically Cleaned)

LEE STOCK NUMBER	OUTSIDE DIAMETER		WORK IN HOLE		WORK OVER ROD		WIRE DIAMETER		PRESSURE @ 80% DEFLECTION		APPROX. LOAD AT SOLID HGT.		FREE LENGTH		SPRING RATE		SOLID HEIGHT		PRICE GROUP
	IN.	MM	IN.	MM	IN.	MM	IN.	MM	PSI	kPa	LB.	KG	IN.	MM	LB/IN.	KG/MM	IN.	MM	
LP 035L 01													0.750	19.05	3.537	0.063	0.208	5.28	P
LP 035L 02													1.000	25.40	2.549	0.046	0.248	6.29	P
LP 035L 03	.600	15.24	.625	15.88	.500	12.70	.035	.89	5	35	1.917	.870	1.250	31.75	1.993	0.036	0.288	7.31	R
LP 035L 04													1.500	38.10	1.635	0.029	0.328	8.32	R
LP 035L 05													1.750	44.45	1.387	0.025	0.367	9.33	R
LP 035L 06													2.000	50.80	1.204	0.021	0.407	10.35	R
LP 026LM 01													0.750	19.05	0.970	0.017	0.147	3.75	S
LP 026LM 02													1.000	25.40	0.707	0.013	0.173	4.40	S
LP 026LM 03	.630	16.00	.656	16.66	.531	13.49	.026	.66	1.5	10	.584	.265	1.250	31.75	0.556	0.010	0.199	5.06	S
LP 026LM 04													1.500	38.10	0.458	0.008	0.225	5.72	S
LP 026LM 05													1.750	44.45	0.390	0.007	0.251	6.37	S
LP 026LM 06													2.000	50.80	0.339	0.006	0.277	7.03	U
LP 029LM 01													0.750	19.05	1.647	0.029	0.159	4.03	S
LP 029LM 02													1.000	25.40	1.196	0.021	0.186	4.72	S
LP 029LM 03	.630	16.00	.656	16.66	.531	13.49	.029	.74	2.5	17	.974	.442	1.250	31.75	0.939	0.017	0.213	5.40	S
LP 029LM 04													1.500	38.10	0.773	0.014	0.240	6.09	S
LP 029LM 05													1.750	44.45	0.657	0.012	0.267	6.78	S
LP 029LM 06													2.000	50.80	0.571	0.010	0.294	7.46	U
LP 032LM 01													0.750	19.05	2.385	0.043	0.178	4.53	S
LP 032LM 02													1.000	25.40	1.726	0.031	0.210	5.33	S
LP 032LM 03	.630	16.00	.656	16.66	.531	13.49	.032	.81	3.5	24	1.364	.619	1.250	31.75	1.352	0.024	0.241	6.12	S
LP 032LM 04													1.500	38.10	1.111	0.020	0.273	6.92	S
LP 032LM 05													1.750	44.45	0.943	0.017	0.304	7.72	S
LP 032LM 06													2.000	50.80	0.819	0.015	0.335	8.52	U
LP 035LM 01													0.750	19.05	3.202	0.057	0.202	5.14	S
LP 035LM 02													1.000	25.40	2.307	0.041	0.240	6.10	S
LP 035LM 03	.630	16.00	.656	16.66	.531	13.49	.035	.89	4.5	31	1.753	.795	1.250	31.75	1.804	0.032	0.278	7.06	S
LP 035LM 04													1.500	38.10	1.480	0.026	0.316	8.01	S
LP 035LM 05													1.750	44.45	1.255	0.022	0.353	8.97	S
LP 035LM 06													2.000	50.80	1.090	0.019	0.391	9.93	U
LP 038LM 01													0.750	19.05	4.120	0.074	0.230	5.84	S
LP 038LM 02													1.000	25.40	2.958	0.053	0.275	7.00	S
LP 038LM 03	.630	16.00	.656	16.66	.500	12.70	.038	.97	5.5	38	2.143	.972	1.250	31.75	2.307	0.041	0.321	8.15	S
LP 038LM 04													1.500	38.10	1.891	0.034	0.366	9.31	S
LP 038LM 05													1.750	44.45	1.602	0.029	0.412	10.47	S
LP 038LM 06													2.000	50.80	1.389	0.025	0.458	11.62	U
LP 026M 01													0.750	19.05	0.776	0.014	0.153	3.89	S
LP 026M 02													1.000	25.40	0.566	0.010	0.181	4.60	S
LP 026M 03	.660	16.76	.687	17.45	.563	14.29	.026	.66	1	7	.463	.210	1.250	31.75	0.445	0.008	0.209	5.31	S
LP 026M 04													1.500	38.10	0.367	0.007	0.237	6.02	S
LP 026M 05													1.750	44.45	0.312	0.006	0.265	6.73	S
LP 026M 06													2.000	50.80	0.271	0.005	0.293	7.44	U

COMPRESSION SPRINGS



### SPECIAL INSTRUCTIONS FOR LITE PRESSURE™ COMPRESSION SERIES

**PRICING:** See Inside Back Cover for pricing for up to 199. To price or order up to 1000 pcs. visit [leespring.com](http://leespring.com); 1000+ pcs. contact Lee Spring.  
**CALCULATIONS:** Spring Rate and Load at Solid Height are pre-calculated for Type 316 Stainless.

# COMPRESSION SPRINGS: LITE PRESSURE™ SERIES

ENDS NOT GROUND • Type 316 Stainless Steel (Passivated Ultrasonically Cleaned)

COMPRESSION SPRINGS

LEE STOCK NUMBER	OUTSIDE DIAMETER		WORK IN HOLE		WORK OVER ROD		WIRE DIAMETER		PRESSURE @ 80% DEFLECTION		APPROX. LOAD AT SOLID HGT.		FREE LENGTH		SPRING RATE		SOLID HEIGHT		PRICE GROUP
	IN.	MM	IN.	MM	IN.	MM	IN.	MM	PSI	kPa	LB.	KG	IN.	MM	LB/IN.	KG/MM	IN.	MM	
LP 029M 01	.660	16.76	.687	17.45	.563	14.29	.029	.74	2	14	.927	.420	0.750	19.05	1.552	0.028	0.153	3.88	S
LP 029M 02													1.000	25.40	1.127	0.020	0.178	4.51	S
LP 029M 03													1.250	31.75	0.885	0.016	0.202	5.14	S
LP 029M 04													1.500	38.10	0.728	0.013	0.227	5.77	S
LP 029M 05													1.750	44.45	0.619	0.011	0.252	6.40	S
LP 029M 06													2.000	50.80	0.538	0.010	0.277	7.03	U
LP 032M 01	.660	16.76	.687	17.45	.563	14.29	.032	.81	3	21	1.390	.630	0.750	19.05	2.384	0.043	0.167	4.24	S
LP 032M 02													1.000	25.40	1.725	0.031	0.194	4.93	S
LP 032M 03													1.250	31.75	1.351	0.024	0.221	5.62	S
LP 032M 04													1.500	38.10	1.111	0.020	0.248	6.31	S
LP 032M 05													1.750	44.45	0.943	0.017	0.276	7.00	S
LP 032M 06													2.000	50.80	0.819	0.015	0.303	7.69	U
LP 035M 01	.660	16.76	.687	17.45	.563	14.29	.035	.89	4	28	1.853	.841	0.750	19.05	3.290	0.059	0.187	4.74	S
LP 035M 02													1.000	25.40	2.371	0.042	0.218	5.55	S
LP 035M 03													1.250	31.75	1.854	0.033	0.250	6.35	S
LP 035M 04													1.500	38.10	1.521	0.027	0.282	7.16	S
LP 035M 05													1.750	44.45	1.290	0.023	0.313	7.96	S
LP 035M 06													2.000	50.80	1.120	0.020	0.345	8.77	U
LP 038M 01	.660	16.76	.687	17.45	.531	13.49	.038	.97	5	35	2.317	1.051	0.750	19.05	4.290	0.077	0.210	5.33	S
LP 038M 02													1.000	25.40	3.079	0.055	0.248	6.29	S
LP 038M 03													1.250	31.75	2.402	0.043	0.285	7.25	S
LP 038M 04													1.500	38.10	1.969	0.035	0.323	8.21	S
LP 038M 05													1.750	44.45	1.668	0.030	0.361	9.16	S
LP 038M 06													2.000	50.80	1.447	0.026	0.399	10.12	U
LP 029N 01	.720	18.29	.750	19.05	.625	15.88	.029	.74	1	7	.552	.250	0.750	19.05	0.950	0.017	0.169	4.29	T
LP 029N 02													1.000	25.40	0.690	0.012	0.200	5.07	T
LP 029N 03													1.250	31.75	0.542	0.010	0.230	5.85	T
LP 029N 04													1.500	38.10	0.446	0.008	0.261	6.64	T
LP 029N 05													1.750	44.45	0.379	0.007	0.292	7.42	U
LP 029N 06													2.000	50.80	0.329	0.006	0.323	8.20	U
LP 032N 01	.720	18.29	.750	19.05	.625	15.88	.032	.81	2	14	1.104	.501	0.750	19.05	1.886	0.034	0.164	4.17	T
LP 032N 02													1.000	25.40	1.364	0.024	0.190	4.84	T
LP 032N 03													1.250	31.75	1.069	0.019	0.217	5.50	T
LP 032N 04													1.500	38.10	0.878	0.016	0.243	6.16	T
LP 032N 05													1.750	44.45	0.746	0.013	0.269	6.83	U
LP 032N 06													2.000	50.80	0.648	0.012	0.295	7.49	U
LP 035N 01	.720	18.29	.750	19.05	.594	15.08	.035	.89	3	21	1.657	.751	0.750	19.05	2.885	0.052	0.176	4.47	T
LP 035N 02													1.000	25.40	2.079	0.037	0.203	5.16	T
LP 035N 03													1.250	31.75	1.625	0.029	0.231	5.86	T
LP 035N 04													1.500	38.10	1.334	0.024	0.258	6.56	T
LP 035N 05													1.750	44.45	1.131	0.020	0.286	7.25	U
LP 035N 06													2.000	50.80	0.982	0.018	0.313	7.95	U

### SPECIAL INSTRUCTIONS FOR LITE PRESSURE™ COMPRESSION SERIES

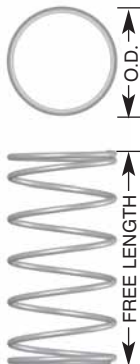
**PRICING:** See Inside Back Cover for pricing for up to 199. To price or order up to 1000 pcs. visit [leespring.com](http://leespring.com); 1000+ pcs. contact Lee Spring.  
**CALCULATIONS:** Spring Rate and Load at Solid Height are pre-calculated for Type 316 Stainless.

# COMPRESSION SPRINGS: LITE PRESSURE™ SERIES

ENDS NOT GROUND • Type 316 Stainless Steel (Passivated Ultrasonically Cleaned)

LEE STOCK NUMBER	OUTSIDE DIAMETER		WORK IN HOLE		WORK OVER ROD		WIRE DIAMETER		PRESSURE @ 80% DEFLECTION		APPROX. LOAD AT SOLID HGT.		FREE LENGTH		SPRING RATE		SOLID HEIGHT		PRICE GROUP
	IN.	MM	IN.	MM	IN.	MM	IN.	MM	PSI	kPa	LB.	KG	IN.	MM	LB/IN.	KG/MM	IN.	MM	
LP 038N 01													0.750	19.05	3.964	0.071	0.193	4.90	T
LP 038N 02													1.000	25.40	2.846	0.051	0.224	5.68	T
LP 038N 03	.720	18.29	.750	19.05	.594	15.08	.038	.97	4	28	2.209	1.002	1.250	31.75	2.219	0.040	0.255	6.47	T
LP 038N 04													1.500	38.10	1.819	0.032	0.286	7.26	T
LP 038N 05													1.750	44.45	1.541	0.028	0.317	8.04	U
LP 038N 06													2.000	50.80	1.337	0.024	0.348	8.83	U
LP 042N 01													0.750	19.05	5.265	0.094	0.226	5.73	T
LP 042N 02													1.000	25.40	3.759	0.067	0.265	6.74	T
LP 042N 03	.720	18.29	.750	19.05	.594	15.08	.042	1.07	5	35	2.761	1.252	1.250	31.75	2.923	0.052	0.305	7.76	T
LP 042N 04													1.500	38.10	2.391	0.043	0.345	8.77	T
LP 042N 05													1.750	44.45	2.023	0.036	0.385	9.78	U
LP 042N 06													2.000	50.80	1.753	0.031	0.425	10.80	U
LP 035P 01													1.000	25.40	0.978	0.017	0.231	5.88	X
LP 035P 02													1.250	31.75	0.764	0.014	0.267	6.77	X
LP 035P 03	.845	21.46	.875	22.23	.719	18.26	.035	.89	1	7	.752	.341	1.500	38.10	0.627	0.011	0.302	7.67	X
LP 035P 04													1.750	44.45	0.532	0.009	0.337	8.57	X
LP 035P 05													2.000	50.80	0.462	0.008	0.372	9.46	Z
LP 035P 06													2.250	57.15	0.408	0.007	0.408	10.36	Z
LP 038P 01													1.000	25.40	1.909	0.034	0.213	5.40	X
LP 038P 02													1.250	31.75	1.489	0.027	0.241	6.11	X
LP 038P 03	.845	21.46	.875	22.23	.719	18.26	.038	.97	2	14	1.503	.682	1.500	38.10	1.221	0.022	0.268	6.82	X
LP 038P 04													1.750	44.45	1.034	0.018	0.296	7.53	X
LP 038P 05													2.000	50.80	0.897	0.016	0.324	8.23	Z
LP 038P 06													2.250	57.15	0.792	0.014	0.352	8.94	Z
LP 042P 01													1.000	25.40	2.941	0.053	0.233	5.93	X
LP 042P 02													1.250	31.75	2.287	0.041	0.264	6.71	X
LP 042P 03	.845	21.46	.875	22.23	.719	18.26	.042	1.07	3	21	2.255	1.023	1.500	38.10	1.871	0.033	0.295	7.48	X
LP 042P 04													1.750	44.45	1.583	0.028	0.325	8.26	X
LP 042P 05													2.000	50.80	1.372	0.024	0.356	9.04	Z
LP 042P 06													2.250	57.15	1.210	0.022	0.387	9.82	Z
LP 045P 01													1.000	25.40	3.997	0.071	0.248	6.29	X
LP 045P 02													1.250	31.75	3.101	0.055	0.280	7.12	X
LP 045P 03	.845	21.46	.875	22.23	.719	18.26	.045	1.14	4	28	3.007	1.364	1.500	38.10	2.533	0.045	0.313	7.95	X
LP 045P 04													1.750	44.45	2.141	0.038	0.345	8.78	X
LP 045P 05													2.000	50.80	1.854	0.033	0.378	9.60	Z
LP 045P 06													2.250	57.15	1.635	0.029	0.411	10.43	Z
LP 049P 01													1.000	25.40	5.227	0.093	0.281	7.14	X
LP 049P 02													1.250	31.75	4.042	0.072	0.320	8.13	X
LP 049P 03	.845	21.46	.875	22.23	.688	17.46	.049	1.24	5	35	3.758	1.704	1.500	38.10	3.295	0.059	0.359	9.13	X
LP 049P 04													1.750	44.45	2.781	0.050	0.399	10.13	X
LP 049P 05													2.000	50.80	2.406	0.043	0.438	11.13	Z
LP 049P 06													2.250	57.15	2.120	0.038	0.477	12.12	Z

COMPRESSION SPRINGS



### SPECIAL INSTRUCTIONS FOR LITE PRESSURE™ COMPRESSION SERIES

**PRICING:** See Inside Back Cover for pricing for up to 199. To price or order up to 1000 pcs. visit [leespring.com](http://leespring.com); 1000+ pcs. contact Lee Spring.  
**CALCULATIONS:** Spring Rate and Load at Solid Height are pre-calculated for Type 316 Stainless.

# COMPRESSION SPRINGS: LITE PRESSURE™ SERIES

ENDS NOT GROUND • Type 316 Stainless Steel (Passivated Ultrasonically Cleaned)

COMPRESSION SPRINGS

LEE STOCK NUMBER	OUTSIDE DIAMETER		WORK IN HOLE		WORK OVER ROD		WIRE DIAMETER		PRESSURE @ 80% DEFLECTION		APPROX. LOAD AT SOLID HGT.		FREE LENGTH		SPRING RATE		SOLID HEIGHT		PRICE GROUP
	IN.	MM	IN.	MM	IN.	MM	IN.	MM	PSI	kPa	LB.	KG	IN.	MM	LB/IN.	KG/MM	IN.	MM	
LP 042R 01	.970	24.64	1.000	25.40	.844	21.43	.042	1.07	1	7	.982	.445	1.250	31.75	1.055	0.019	0.320	8.12	AE
LP 042R 02													1.500	38.10	0.863	0.015	0.363	9.22	AE
LP 042R 03													1.750	44.45	0.730	0.013	0.406	10.31	AE
LP 042R 04													2.000	50.80	0.633	0.011	0.449	11.40	AE
LP 042R 05													2.250	57.15	0.558	0.010	0.492	12.50	AG
LP 042R 06													2.500	63.50	0.500	0.009	0.535	13.59	AJ
LP 045R 01	.970	24.64	1.000	25.40	.844	21.43	.045	1.14	2	14	1.963	.890	1.250	31.75	2.022	0.036	0.279	7.09	AE
LP 045R 02													1.500	38.10	1.652	0.029	0.311	7.91	AE
LP 045R 03													1.750	44.45	1.396	0.025	0.344	8.73	AE
LP 045R 04													2.000	50.80	1.209	0.022	0.376	9.55	AE
LP 045R 05													2.250	57.15	1.066	0.019	0.408	10.37	AG
LP 045R 06													2.500	63.50	0.953	0.017	0.441	11.19	AJ
LP 049R 01	.970	24.64	1.000	25.40	.813	20.64	.049	1.24	3	21	2.945	1.336	1.250	31.75	3.080	0.055	0.294	7.46	AE
LP 049R 02													1.500	38.10	2.511	0.045	0.327	8.31	AE
LP 049R 03													1.750	44.45	2.119	0.038	0.360	9.15	AE
LP 049R 04													2.000	50.80	1.833	0.033	0.394	10.00	AE
LP 049R 05													2.250	57.15	1.615	0.029	0.427	10.84	AG
LP 049R 06													2.500	63.50	1.444	0.026	0.460	11.69	AJ
LP 055R 01	.970	24.64	1.000	25.40	.813	20.64	.055	1.40	4	28	3.927	1.781	1.250	31.75	4.376	0.078	0.353	8.96	AE
LP 055R 02													1.500	38.10	3.557	0.064	0.396	10.06	AE
LP 055R 03													1.750	44.45	2.996	0.053	0.439	11.15	AE
LP 055R 04													2.000	50.80	2.588	0.046	0.482	12.25	AE
LP 055R 05													2.250	57.15	2.277	0.041	0.526	13.35	AG
LP 055R 06													2.500	63.50	2.033	0.036	0.569	14.45	AJ
LP 059R 01	.970	24.64	1.000	25.40	.813	20.64	.059	1.50	5	35	4.909	2.226	1.250	31.75	5.676	0.101	0.385	9.79	AE
LP 059R 02													1.500	38.10	4.604	0.082	0.434	11.02	AE
LP 059R 03													1.750	44.45	3.872	0.069	0.482	12.25	AE
LP 059R 04													2.000	50.80	3.341	0.060	0.531	13.48	AE
LP 059R 05													2.250	57.15	2.938	0.052	0.579	14.71	AG
LP 059R 06													2.500	63.50	2.622	0.047	0.628	15.95	AJ
LP 045S 01	1.095	27.81	1.125	28.58	.969	24.61	.045	1.14	1	7	1.243	.564	1.500	38.10	1.056	0.019	0.324	8.22	AE
LP 045S 02													1.750	44.45	0.893	0.016	0.358	9.10	AE
LP 045S 03													2.000	50.80	0.773	0.014	0.393	9.98	AE
LP 045S 04													2.250	57.15	0.682	0.012	0.427	10.85	AE
LP 045S 05													2.500	63.50	0.610	0.011	0.462	11.73	AJ
LP 045S 06													2.750	69.85	0.551	0.010	0.496	12.61	AJ
LP 049S 01	1.095	27.81	1.125	28.58	.938	23.81	.049	1.24	2	14	2.485	1.127	1.500	38.10	2.065	0.037	0.296	7.53	AE
LP 049S 02													1.750	44.45	1.743	0.031	0.324	8.23	AE
LP 049S 03													2.000	50.80	1.508	0.027	0.352	8.93	AE
LP 049S 04													2.250	57.15	1.328	0.024	0.379	9.63	AE
LP 049S 05													2.500	63.50	1.187	0.021	0.407	10.34	AJ
LP 049S 06													2.750	69.85	1.073	0.019	0.434	11.04	AJ

### SPECIAL INSTRUCTIONS FOR LITE PRESSURE™ COMPRESSION SERIES

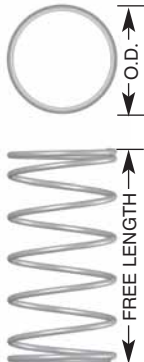
**PRICING:** See Inside Back Cover for pricing for up to 199. To price or order up to 1000 pcs. visit leespring.com; 1000+ pcs. contact Lee Spring.  
**CALCULATIONS:** Spring Rate and Load at Solid Height are pre-calculated for Type 316 Stainless.

# COMPRESSION SPRINGS: LITE PRESSURE™ SERIES

ENDS NOT GROUND • Type 316 Stainless Steel (Passivated Ultrasonically Cleaned)

LEE STOCK NUMBER	OUTSIDE DIAMETER		WORK IN HOLE		WORK OVER ROD		WIRE DIAMETER		PRESSURE @ 80% DEFLECTION		APPROX. LOAD AT SOLID HGT.		FREE LENGTH		SPRING RATE		SOLID HEIGHT		PRICE GROUP
	IN.	MM	IN.	MM	IN.	MM	IN.	MM	PSI	kPa	LB.	KG	IN.	MM	LB/IN.	KG/MM	IN.	MM	
LP 055S 01	1.095	27.81	1.125	28.58	.938	23.81	.055	1.40	3	21	3.728	1.691	1.500	38.10	3.211	0.057	0.339	8.62	AE
LP 055S 02													1.750	44.45	2.705	0.048	0.372	9.44	AE
LP 055S 03													2.000	50.80	2.336	0.042	0.404	10.27	AE
LP 055S 04													2.250	57.15	2.056	0.037	0.437	11.10	AE
LP 055S 05													2.500	63.50	1.836	0.033	0.470	11.93	AJ
LP 055S 06													2.750	69.85	1.658	0.030	0.502	12.76	AJ
LP 059S 01	1.095	27.81	1.125	28.58	.938	23.81	.059	1.50	4	28	4.970	2.254	1.500	38.10	4.364	0.078	0.361	9.17	AE
LP 059S 02													1.750	44.45	3.671	0.066	0.396	10.06	AE
LP 059S 03													2.000	50.80	3.167	0.057	0.431	10.94	AE
LP 059S 04													2.250	57.15	2.785	0.050	0.466	11.83	AE
LP 059S 05													2.500	63.50	2.485	0.044	0.500	12.71	AJ
LP 059S 06													2.750	69.85	2.244	0.040	0.535	13.59	AJ
LP 063S 01	1.095	27.81	1.125	28.58	.938	23.81	.063	1.60	5	35	6.213	2.818	1.500	38.10	5.600	0.100	0.391	9.92	AE
LP 063S 02													1.750	44.45	4.703	0.084	0.429	10.90	AE
LP 063S 03													2.000	50.80	4.054	0.072	0.467	11.87	AE
LP 063S 04													2.250	57.15	3.562	0.064	0.506	12.85	AE
LP 063S 05													2.500	63.50	3.177	0.057	0.544	13.83	AJ
LP 063S 06													2.750	69.85	2.867	0.051	0.583	14.80	AJ
LP 055T 01	1.218	30.94	1.250	31.75	1.063	26.99	.055	1.40	1	7	1.534	.696	1.500	38.10	1.449	0.026	0.441	11.20	AE
LP 055T 02													1.750	44.45	1.220	0.022	0.493	12.52	AE
LP 055T 03													2.000	50.80	1.054	0.019	0.544	13.83	AE
LP 055T 04													2.250	57.15	0.928	0.017	0.596	15.14	AE
LP 055T 05													2.500	63.50	0.828	0.015	0.648	16.46	AJ
LP 055T 06													2.750	69.85	0.748	0.013	0.700	17.77	AJ
LP 059T 01	1.218	30.94	1.250	31.75	1.063	26.99	.059	1.50	2	14	3.068	1.391	1.500	38.10	2.753	0.049	0.386	9.79	AE
LP 059T 02													1.750	44.45	2.315	0.041	0.425	10.79	AE
LP 059T 03													2.000	50.80	1.998	0.036	0.464	11.79	AE
LP 059T 04													2.250	57.15	1.757	0.031	0.504	12.80	AE
LP 059T 05													2.500	63.50	1.568	0.028	0.543	13.80	AJ
LP 059T 06													2.750	69.85	1.415	0.025	0.583	14.80	AJ
LP 063T 01	1.218	30.94	1.250	31.75	1.031	26.19	.063	1.60	3	21	4.602	2.087	1.500	38.10	4.124	0.074	0.384	9.76	AE
LP 063T 02													1.750	44.45	3.464	0.062	0.421	10.71	AE
LP 063T 03													2.000	50.80	2.986	0.053	0.459	11.65	AE
LP 063T 04													2.250	57.15	2.624	0.047	0.496	12.60	AE
LP 063T 05													2.500	63.50	2.340	0.042	0.533	13.54	AJ
LP 063T 06													2.750	69.85	2.111	0.038	0.570	14.49	AJ
LP 067T 01	1.218	30.94	1.250	31.75	1.031	26.19	.067	1.70	4	28	6.136	2.783	1.500	38.10	5.576	0.100	0.400	10.15	AE
LP 067T 02													1.750	44.45	4.676	0.083	0.438	11.12	AE
LP 067T 03													2.000	50.80	4.026	0.072	0.476	12.09	AE
LP 067T 04													2.250	57.15	3.535	0.063	0.514	13.06	AE
LP 067T 05													2.500	63.50	3.150	0.056	0.552	14.03	AJ
LP 067T 06													2.750	69.85	2.841	0.051	0.591	15.00	AJ

COMPRESSION SPRINGS



### SPECIAL INSTRUCTIONS FOR LITE PRESSURE™ COMPRESSION SERIES

**PRICING:** See Inside Back Cover for pricing for up to 199. To price or order up to 1000 pcs. visit [leespring.com](http://leespring.com); 1000+ pcs. contact Lee Spring.  
**CALCULATIONS:** Spring Rate and Load at Solid Height are pre-calculated for Type 316 Stainless.

# COMPRESSION SPRINGS: LITE PRESSURE™ SERIES

ENDS NOT GROUND • Type 316 Stainless Steel (Passivated Ultrasonically Cleaned)

COMPRESSION SPRINGS

LEE STOCK NUMBER	OUTSIDE DIAMETER		WORK IN HOLE		WORK OVER ROD		WIRE DIAMETER		PRESSURE @ 80% DEFLECTION		APPROX. LOAD AT SOLID HGT.		FREE LENGTH		SPRING RATE		SOLID HEIGHT		PRICE GROUP
	IN.	MM	IN.	MM	IN.	MM	IN.	MM	PSI	kPa	LB.	KG	IN.	MM	LB/IN.	KG/MM	IN.	MM	
LP 072T 01													1.500	38.10	7.225	0.129	0.438	11.14	AE
LP 072T 02													1.750	44.45	6.048	0.108	0.482	12.24	AE
LP 072T 03	1.218	30.94	1.250	31.75	1.031	26.19	.072	1.83	5	35	7.670	3.478	2.000	50.80	5.200	0.093	0.525	13.34	AE
LP 072T 04													2.250	57.15	4.561	0.081	0.568	14.44	AE
LP 072T 05													2.500	63.50	4.062	0.073	0.612	15.54	AJ
LP 072T 06													2.750	69.85	3.661	0.065	0.655	16.64	AJ
LP 063V 01													1.500	38.10	1.942	0.035	0.456	11.59	AK
LP 063V 02													1.750	44.45	1.631	0.029	0.507	12.88	AK
LP 063V 03	1.400	35.56	1.437	36.50	1.219	30.96	.063	1.60	1	7	2.027	.919	2.000	50.80	1.406	0.025	0.558	14.18	AL
LP 063V 04													2.250	57.15	1.235	0.022	0.609	15.47	AL
LP 063V 05													2.500	63.50	1.102	0.020	0.660	16.77	AM
LP 063V 06													2.750	69.85	0.994	0.018	0.711	18.06	AM
LP 067V 01													1.500	38.10	3.670	0.066	0.395	10.04	AK
LP 067V 02													1.750	44.45	3.078	0.055	0.433	10.99	AK
LP 067V 03	1.400	35.56	1.437	36.50	1.219	30.96	.067	1.70	2	14	4.055	1.839	2.000	50.80	2.650	0.047	0.470	11.94	AL
LP 067V 04													2.250	57.15	2.327	0.042	0.507	12.88	AL
LP 067V 05													2.500	63.50	2.074	0.037	0.545	13.83	AM
LP 067V 06													2.750	69.85	1.870	0.033	0.582	14.78	AM
LP 072V 01													1.500	38.10	5.541	0.099	0.402	10.22	AK
LP 072V 02													1.750	44.45	4.638	0.083	0.439	11.14	AK
LP 072V 03	1.400	35.56	1.437	36.50	1.219	30.96	.072	1.83	3	21	6.082	2.758	2.000	50.80	3.988	0.071	0.475	12.06	AL
LP 072V 04													2.250	57.15	3.498	0.062	0.511	12.99	AL
LP 072V 05													2.500	63.50	3.115	0.056	0.548	13.91	AM
LP 072V 06													2.750	69.85	2.808	0.050	0.584	14.83	AM
LP 080V 01													1.500	38.10	7.849	0.140	0.467	11.86	AK
LP 080V 02													1.750	44.45	6.550	0.117	0.512	13.00	AK
LP 080V 03	1.400	35.56	1.437	36.50	1.188	30.16	.080	2.03	4	28	8.109	3.678	2.000	50.80	5.619	0.100	0.557	14.15	AL
LP 080V 04													2.250	57.15	4.920	0.088	0.602	15.29	AL
LP 080V 05													2.500	63.50	4.376	0.078	0.647	16.43	AM
LP 080V 06													2.750	69.85	3.940	0.070	0.692	17.58	AM
LP 085V 01													1.500	38.10	10.101	0.180	0.496	12.61	AK
LP 085V 02													1.750	44.45	8.412	0.150	0.545	13.84	AK
LP 085V 03	1.400	35.56	1.437	36.50	1.188	30.16	.085	2.16	5	35	10.136	4.597	2.000	50.80	7.207	0.129	0.593	15.07	AL
LP 085V 04													2.250	57.15	6.303	0.113	0.642	16.31	AL
LP 085V 05													2.500	63.50	5.602	0.100	0.690	17.54	AM
LP 085V 06													2.750	69.85	5.040	0.090	0.739	18.77	AM
LP 067W 01													1.625	41.28	1.990	0.036	0.515	13.08	AK
LP 067W 02													1.750	44.45	1.829	0.033	0.542	13.78	AK
LP 067W 03	1.460	37.08	1.500	38.10	1.281	32.54	.067	1.70	1	7	2.209	1.002	2.000	50.80	1.575	0.028	0.597	15.18	AL
LP 067W 04													2.250	57.15	1.383	0.025	0.653	16.57	AL
LP 067W 05													2.500	63.50	1.232	0.022	0.708	17.97	AM
LP 067W 06													2.750	69.85	1.112	0.020	0.763	19.37	AM

### SPECIAL INSTRUCTIONS FOR LITE PRESSURE™ COMPRESSION SERIES

**PRICING:** See Inside Back Cover for pricing for up to 199. To price or order up to 1000 pcs. visit [leespring.com](http://leespring.com); 1000+ pcs. contact Lee Spring.  
**CALCULATIONS:** Spring Rate and Load at Solid Height are pre-calculated for Type 316 Stainless.

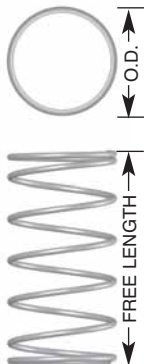


# COMPRESSION SPRINGS: LITE PRESSURE™ SERIES

ENDS NOT GROUND • Type 316 Stainless Steel (Passivated Ultrasonically Cleaned)

LEE STOCK NUMBER	OUTSIDE DIAMETER		WORK IN HOLE		WORK OVER ROD		WIRE DIAMETER		PRESSURE @ 80% DEFLECTION		APPROX. LOAD AT SOLID HGT.		FREE LENGTH		SPRING RATE		SOLID HEIGHT		PRICE GROUP
	IN.	MM	IN.	MM	IN.	MM	IN.	MM	PSI	kPa	LB.	KG	IN.	MM	LB/IN.	KG/MM	IN.	MM	
LP 072W 01													1.625	41.28	3.777	0.067	0.455	11.57	AK
LP 072W 02													1.750	44.45	3.470	0.062	0.477	12.11	AK
LP 072W 03	1.460	37.08	1.500	38.10	1.250	31.75	.072	1.83	2	14	4.418	2.004	2.000	50.80	2.983	0.053	0.519	13.19	AL
LP 072W 04													2.250	57.15	2.617	0.047	0.562	14.27	AL
LP 072W 05													2.500	63.50	2.330	0.042	0.604	15.35	AM
LP 072W 06													2.750	69.85	2.100	0.038	0.647	16.42	AM
LP 080W 01													1.625	41.28	5.910	0.106	0.504	12.79	AK
LP 080W 02													1.750	44.45	5.421	0.097	0.528	13.40	AK
LP 080W 03	1.460	37.08	1.500	38.10	1.250	31.75	.080	2.03	3	21	6.627	3.005	2.000	50.80	4.651	0.083	0.575	14.61	AL
LP 080W 04													2.250	57.15	4.072	0.073	0.623	15.82	AL
LP 080W 05													2.500	63.50	3.622	0.065	0.670	17.03	AM
LP 080W 06													2.750	69.85	3.261	0.058	0.718	18.24	AM
LP 085W 01													1.625	41.28	8.007	0.143	0.521	13.25	AK
LP 085W 02													1.750	44.45	7.337	0.131	0.546	13.86	AK
LP 085W 03	1.460	37.08	1.500	38.10	1.250	31.75	.085	2.16	4	28	8.836	4.007	2.000	50.80	6.286	0.112	0.594	15.10	AL
LP 085W 04													2.250	57.15	5.498	0.098	0.643	16.33	AL
LP 085W 05													2.500	63.50	4.886	0.087	0.692	17.57	AM
LP 085W 06													2.750	69.85	4.396	0.078	0.740	18.80	AM
LP 092W 01													1.625	41.28	10.573	0.189	0.580	14.74	AK
LP 092W 02													1.750	44.45	9.676	0.173	0.609	15.46	AK
LP 092W 03	1.460	37.08	1.500	38.10	1.219	30.96	.092	2.34	5	35	11.045	5.009	2.000	50.80	8.273	0.148	0.665	16.89	AL
LP 092W 04													2.250	57.15	7.225	0.129	0.721	18.32	AL
LP 092W 05													2.500	63.50	6.413	0.115	0.778	19.76	AM
LP 092W 06													2.750	69.85	5.765	0.103	0.834	21.19	AM
LP 067X 01													1.750	44.45	1.988	0.035	0.446	11.33	AP
LP 067X 02													2.000	50.80	1.712	0.031	0.486	12.34	AR
LP 067X 03	1.580	40.13	1.625	41.28	1.375	34.93	.067	1.70	1	7	2.592	1.176	2.250	57.15	1.503	0.027	0.525	13.34	AR
LP 067X 04													2.500	63.50	1.340	0.024	0.565	14.35	AZ
LP 067X 05													2.750	69.85	1.208	0.022	0.604	15.35	AZ
LP 067X 06													3.000	76.20	1.100	0.020	0.644	16.35	AZ
LP 072X 01													1.750	44.45	3.840	0.069	0.400	10.15	AP
LP 072X 02													2.000	50.80	3.302	0.059	0.430	10.91	AR
LP 072X 03	1.580	40.13	1.625	41.28	1.375	34.93	.072	1.83	2	14	5.185	2.351	2.250	57.15	2.896	0.052	0.460	11.67	AR
LP 072X 04													2.500	63.50	2.579	0.046	0.489	12.43	AZ
LP 072X 05													2.750	69.85	2.324	0.042	0.519	13.19	AZ
LP 072X 06													3.000	76.20	2.116	0.038	0.549	13.95	AZ
LP 080X 01													1.750	44.45	5.954	0.106	0.444	11.27	AP
LP 080X 02													2.000	50.80	5.108	0.091	0.478	12.13	AR
LP 080X 03	1.580	40.13	1.625	41.28	1.375	34.93	.080	2.03	3	21	7.777	3.527	2.250	57.15	4.473	0.080	0.511	12.99	AR
LP 080X 04													2.500	63.50	3.978	0.071	0.545	13.85	AZ
LP 080X 05													2.750	69.85	3.582	0.064	0.579	14.70	AZ
LP 080X 06													3.000	76.20	3.258	0.058	0.613	15.56	AZ

COMPRESSION SPRINGS



### SPECIAL INSTRUCTIONS FOR LITE PRESSURE™ COMPRESSION SERIES

**PRICING:** See Inside Back Cover for pricing for up to 199. To price or order up to 1000 pcs. visit [leespring.com](http://leespring.com); 1000+ pcs. contact Lee Spring.  
**CALCULATIONS:** Spring Rate and Load at Solid Height are pre-calculated for Type 316 Stainless.

# COMPRESSION SPRINGS: LITE PRESSURE™ SERIES

ENDS NOT GROUND • Type 316 Stainless Steel (Passivated Ultrasonically Cleaned)

COMPRESSION SPRINGS

LEE STOCK NUMBER	OUTSIDE DIAMETER		WORK IN HOLE		WORK OVER ROD		WIRE DIAMETER		PRESSURE @ 80% DEFLECTION		APPROX. LOAD AT SOLID HGT.		FREE LENGTH		SPRING RATE		SOLID HEIGHT		PRICE GROUP
	IN.	MM	IN.	MM	IN.	MM	IN.	MM	PSI	kPa	LB.	KG	IN.	MM	LB/IN.	KG/MM	IN.	MM	
LP 085X 01	1.580	40.13	1.625	41.28	1.344	34.13	.085	2.16	4	28	10.370	4.703	1.750	44.45	8.047	0.144	0.461	11.72	AP
LP 085X 02													2.000	50.80	6.894	0.123	0.496	12.59	AR
LP 085X 03													2.250	57.15	6.030	0.108	0.530	13.47	AR
LP 085X 04													2.500	63.50	5.358	0.096	0.565	14.35	AZ
LP 085X 05													2.750	69.85	4.821	0.086	0.599	15.22	AZ
LP 085X 06													3.000	76.20	4.382	0.078	0.634	16.10	AZ
LP 092X 01	1.580	40.13	1.625	41.28	1.344	34.13	.092	2.34	5	35	12.962	5.879	1.750	44.45	10.490	0.187	0.514	13.07	AP
LP 092X 02													2.000	50.80	8.969	0.160	0.555	14.09	AR
LP 092X 03													2.250	57.15	7.833	0.140	0.595	15.12	AR
LP 092X 04													2.500	63.50	6.953	0.124	0.636	16.15	AZ
LP 092X 05													2.750	69.85	6.250	0.112	0.676	17.17	AZ
LP 092X 06													3.000	76.20	5.676	0.101	0.717	18.20	AZ
LP 072ZA 01	1.687	42.85	1.750	44.45	1.468	37.29	.072	1.83	1	7	3.012	1.366	1.500	38.10	2.79	0.050	0.422	10.72	AP
LP 072ZA 02													2.000	50.80	2.01	0.036	0.502	12.75	AR
LP 072ZA 03													2.500	63.50	1.57	0.028	0.582	14.78	AR
LP 072ZA 04													3.000	76.20	1.29	0.023	0.662	16.81	AZ
LP 072ZA 05													3.500	88.90	1.09	0.019	0.743	18.87	AZ
LP 072ZA 06													4.000	101.60	0.95	0.017	0.823	20.90	AZ
LP 080ZA 01	1.687	42.85	1.750	44.45	1.438	36.53	.080	2.03	2	14	6.017	2.729	1.500	38.10	5.56	0.099	0.418	10.62	AP
LP 080ZA 02													2.000	50.80	3.98	0.071	0.488	12.40	AR
LP 080ZA 03													2.500	63.50	3.10	0.055	0.559	14.20	AR
LP 080ZA 04													3.000	76.20	2.54	0.045	0.629	15.98	AZ
LP 080ZA 05													3.500	88.90	2.15	0.038	0.700	17.78	AZ
LP 080ZA 06													4.000	101.60	1.86	0.033	0.770	19.56	AZ
LP 092ZA 01	1.687	42.85	1.750	44.45	1.438	36.53	.0915	2.32	3	21	9.018	4.091	1.500	38.10	8.97	0.160	0.495	12.57	AP
LP 092ZA 02													2.000	50.80	6.37	0.114	0.584	14.83	AR
LP 092ZA 03													2.500	63.50	4.94	0.088	0.674	17.12	AR
LP 092ZA 04													3.000	76.20	4.03	0.072	0.764	19.41	AZ
LP 092ZA 05													3.500	88.90	3.41	0.061	0.854	21.69	AZ
LP 092ZA 06													4.000	101.60	2.95	0.053	0.943	23.95	AZ
LP 100ZA 01	1.687	42.85	1.750	44.45	1.406	35.71	.100	2.54	4	28	12.029	5.456	1.500	38.10	12.63	0.226	0.548	13.92	AR
LP 100ZA 02													2.000	50.80	8.91	0.159	0.651	16.54	AS
LP 100ZA 03													2.500	63.50	6.89	0.123	0.754	19.15	AS
LP 100ZA 04													3.000	76.20	5.61	0.100	0.857	21.77	AZA
LP 100ZA 05													3.500	88.90	4.74	0.085	0.960	24.38	AZA
LP 100ZA 06													4.000	101.60	4.10	0.073	1.064	27.03	AZA
LP 105ZA 01	1.687	42.85	1.750	44.45	1.406	35.71	.105	2.67	5	35	15.029	6.817	1.500	38.10	16.09	0.287	0.565	14.35	AY
LP 105ZA 02													2.000	50.80	11.31	0.202	0.671	17.04	AZ
LP 105ZA 03													2.500	63.50	8.72	0.156	0.777	19.74	AZA
LP 105ZA 04													3.000	76.20	7.10	0.127	0.883	22.43	AZB
LP 105ZA 05													3.500	88.90	5.98	0.107	0.988	25.10	AZC
LP 105ZA 06													4.000	101.60	5.17	0.092	1.094	27.79	AZD

### SPECIAL INSTRUCTIONS FOR LITE PRESSURE™ COMPRESSION SERIES

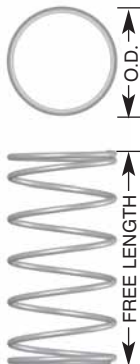
**PRICING:** See Inside Back Cover for pricing for up to 199. To price or order up to 1000 pcs. visit [leespring.com](http://leespring.com); 1000+ pcs. contact Lee Spring.  
**CALCULATIONS:** Spring Rate and Load at Solid Height are pre-calculated for Type 316 Stainless.

# COMPRESSION SPRINGS: LITE PRESSURE™ SERIES

ENDS NOT GROUND • Type 316 Stainless Steel (Passivated Ultrasonically Cleaned)

LEE STOCK NUMBER	OUTSIDE DIAMETER		WORK IN HOLE		WORK OVER ROD		WIRE DIAMETER		PRESSURE @ 80% DEFLECTION		APPROX. LOAD AT SOLID HGT.		FREE LENGTH		SPRING RATE		SOLID HEIGHT		PRICE GROUP
	IN.	MM	IN.	MM	IN.	MM	IN.	MM	PSI	kPa	LB.	KG	IN.	MM	LB/IN.	KG/MM	IN.	MM	
LP 125ZA 01													1.500	38.10	35.62	0.636	0.656	16.66	AZA
LP 125ZA 02													2.000	50.80	24.66	0.440	0.781	19.84	AZB
LP 125ZA 03	1.687	42.85	1.750	44.45	1.375	34.93	.125	3.18	10	69	30.064	13.637	2.500	63.50	18.86	0.337	0.906	23.01	AZC
LP 125ZA 04													3.000	76.20	15.27	0.273	1.031	26.19	AZD
LP 125ZA 05													3.500	88.90	12.82	0.229	1.156	29.36	AZE
LP 125ZA 06													4.000	101.60	11.06	0.198	1.280	32.51	AZF
LP 148ZA 01													1.500	38.10	65.76	1.174	0.814	20.68	AZB
LP 148ZA 02													2.000	50.80	44.63	0.797	0.990	25.15	AZC
LP 148ZA 03	1.687	42.85	1.750	44.45	1.313	33.35	.148	3.76	15	103	45.100	20.457	2.500	63.50	33.78	0.603	1.165	29.59	AZD
LP 148ZA 04													3.000	76.20	27.17	0.485	1.340	34.04	AZE
LP 148ZA 05													3.500	88.90	22.73	0.406	1.515	38.48	AZF
LP 148ZA 06													4.000	101.60	19.53	0.349	1.691	42.95	AZG
LP 080ZC 01													1.500	38.10	3.62	0.065	0.416	10.57	AP
LP 080ZC 02													2.000	50.80	2.60	0.046	0.486	12.34	AR
LP 080ZC 03	1.937	49.20	2.000	50.80	1.688	42.88	.080	2.03	1	7	3.923	1.779	2.500	63.50	2.02	0.036	0.557	14.15	AR
LP 080ZC 04													3.000	76.20	1.65	0.029	0.627	15.93	AZ
LP 080ZC 05													3.500	88.90	1.40	0.025	0.697	17.70	AZ
LP 080ZC 06													4.000	101.60	1.21	0.022	0.767	19.48	AZ
LP 098ZC 01													1.500	38.10	8.02	0.143	0.521	13.23	AR
LP 098ZC 02													2.000	50.80	5.67	0.101	0.614	15.60	AS
LP 098ZC 03	1.937	49.20	2.000	50.80	1.656	42.06	.098	2.49	2	14	7.854	3.563	2.500	63.50	4.38	0.078	0.708	17.98	AS
LP 098ZC 04													3.000	76.20	3.57	0.064	0.802	20.37	AZA
LP 098ZC 05													3.500	88.90	3.02	0.054	0.897	22.78	AZA
LP 098ZC 06													4.000	101.60	2.61	0.047	0.990	25.15	AZA
LP 105ZC 01													1.500	38.10	12.13	0.217	0.529	13.44	AY
LP 105ZC 02													2.000	50.80	8.53	0.152	0.619	15.72	AZ
LP 105ZC 03	1.937	49.20	2.000	50.80	1.625	41.28	.105	2.67	3	21	11.777	5.342	2.500	63.50	6.58	0.118	0.709	18.01	AZA
LP 105ZC 04													3.000	76.20	5.35	0.096	0.800	20.32	AZB
LP 105ZC 05													3.500	88.90	4.51	0.081	0.890	22.61	AZC
LP 105ZC 06													4.000	101.60	3.90	0.070	0.980	24.89	AZD
LP 120ZC 01													1.500	38.10	18.33	0.327	0.643	16.33	AZA
LP 120ZC 02													2.000	50.80	12.74	0.228	0.767	19.48	AZB
LP 120ZC 03	1.937	49.20	2.000	50.80	1.594	40.49	.120	3.05	4	28	15.706	7.124	2.500	63.50	9.76	0.174	0.891	22.63	AZC
LP 120ZC 04													3.000	76.20	7.91	0.141	1.015	25.78	AZD
LP 120ZC 05													3.500	88.90	6.65	0.119	1.139	28.93	AZE
LP 120ZC 06													4.000	101.60	5.74	0.103	1.263	32.08	AZF
LP 125ZC 01													1.500	38.10	23.15	0.413	0.652	16.56	AZB
LP 125ZC 02													2.000	50.80	16.03	0.286	0.775	19.69	AZC
LP 125ZC 03	1.937	49.20	2.000	50.80	1.594	40.49	.125	3.18	5	35	19.636	8.907	2.500	63.50	12.26	0.219	0.898	22.81	AZD
LP 125ZC 04													3.000	76.20	9.92	0.177	1.021	25.93	AZE
LP 125ZC 05													3.500	88.90	8.33	0.149	1.144	29.06	AZF
LP 125ZC 06													4.000	101.60	7.19	0.128	1.267	32.18	AZG

COMPRESSION SPRINGS



### SPECIAL INSTRUCTIONS FOR LITE PRESSURE™ COMPRESSION SERIES

**PRICING:** See Inside Back Cover for pricing for up to 199. To price or order up to 1000 pcs. visit [leespring.com](http://leespring.com); 1000+ pcs. contact Lee Spring.  
**CALCULATIONS:** Spring Rate and Load at Solid Height are pre-calculated for Type 316 Stainless.

# COMPRESSION SPRINGS: LITE PRESSURE™ SERIES

ENDS NOT GROUND • Type 316 Stainless Steel (Passivated Ultrasonically Cleaned)

COMPRESSION SPRINGS

LEE STOCK NUMBER	OUTSIDE DIAMETER		WORK IN HOLE		WORK OVER ROD		WIRE DIAMETER		PRESSURE @ 80% DEFLECTION		APPROX. LOAD AT SOLID HGT.		FREE LENGTH		SPRING RATE		SOLID HEIGHT		PRICE GROUP
	IN.	MM	IN.	MM	IN.	MM	IN.	MM	PSI	kPa	LB.	KG	IN.	MM	LB/IN.	KG/MM	IN.	MM	
LP 156ZC 01													1.500	38.10	57.86	1.033	0.821	20.85	AZE
LP 156ZC 02													2.000	50.80	38.98	0.696	0.992	25.20	AZF
LP 156ZC 03	1.937	49.20	2.000	50.80	1.563	39.70	.156	3.96	10	69	39.275	17.815	2.500	63.50	29.39	0.525	1.164	29.57	AZG
LP 156ZC 04													3.000	76.20	23.58	0.421	1.335	33.91	AZH
LP 156ZC 05													3.500	88.90	19.69	0.352	1.506	38.25	AZJ
LP 156ZC 06													4.000	101.60	16.91	0.302	1.677	42.60	AZK
LP 170ZC 01													1.500	38.10	91.99	1.643	0.860	21.84	AZE
LP 170ZC 02													2.000	50.80	61.12	1.091	1.036	26.31	AZF
LP 170ZC 03	1.937	49.20	2.000	50.80	1.532	38.91	.170	4.32	15	103	58.902	26.718	2.500	63.50	45.77	0.817	1.213	30.81	AZG
LP 170ZC 04													3.000	76.20	36.58	0.653	1.390	35.31	AZH
LP 170ZC 05													3.500	88.90	30.46	0.544	1.566	39.78	AZJ
LP 170ZC 06													4.000	101.60	26.10	0.466	1.743	44.27	AZK
LP 098ZG 01													2.000	50.80	4.16	0.074	0.524	13.31	AR
LP 098ZG 02													2.500	63.50	3.22	0.058	0.592	15.04	AS
LP 098ZG 03	2.375	60.33	2.500	63.50	2.063	52.40	.098	2.49	1	7	6.136	2.783	3.000	76.20	2.62	0.047	0.659	16.74	AS
LP 098ZG 04													3.500	88.90	2.21	0.039	0.726	18.44	AZA
LP 098ZG 05													4.000	101.60	1.91	0.034	0.794	20.17	AZA
LP 098ZG 06													5.000	127.00	1.51	0.027	0.929	23.60	AZA
LP 120ZG 01													2.000	50.80	9.14	0.163	0.657	16.69	AZA
LP 120ZG 02													2.500	63.50	7.00	0.125	0.747	18.97	AZB
LP 120ZG 03	2.375	60.33	2.500	63.50	2.032	51.61	.120	3.05	2	14	12.275	5.568	3.000	76.20	5.68	0.101	0.838	21.29	AZC
LP 120ZG 04													3.500	88.90	4.77	0.085	0.928	23.57	AZD
LP 120ZG 05													4.000	101.60	4.12	0.074	1.019	25.88	AZE
LP 120ZG 06													5.000	127.00	3.23	0.058	1.200	30.48	AZF
LP 128ZG 01													2.000	50.80	13.73	0.245	0.660	16.76	AZB
LP 128ZG 02													2.500	63.50	10.49	0.187	0.745	18.92	AZC
LP 128ZG 03	2.375	60.33	2.500	63.50	2.000	50.80	.128	3.25	3	21	18.407	8.349	3.000	76.20	8.48	0.151	0.830	21.08	AZD
LP 128ZG 04													3.500	88.90	7.12	0.127	0.916	23.27	AZE
LP 128ZG 05													4.000	101.60	6.14	0.110	1.001	25.43	AZF
LP 128ZG 06													5.000	127.00	4.81	0.086	1.171	29.74	AZG
LP 135ZG 01													2.000	50.80	18.51	0.331	0.674	17.12	AZC
LP 135ZG 02													2.500	63.50	14.10	0.252	0.759	19.28	AZD
LP 135ZG 03	2.375	60.33	2.500	63.50	2.000	50.80	.135	3.43	4	28	24.544	11.133	3.000	76.20	11.38	0.203	0.843	21.41	AZE
LP 135ZG 04													3.500	88.90	9.54	0.170	0.928	23.57	AZF
LP 135ZG 05													4.000	101.60	8.21	0.147	1.012	25.70	AZG
LP 135ZG 06													5.000	127.00	6.43	0.115	1.181	30.00	AZH
LP 148ZG 01													2.000	50.80	24.88	0.444	0.767	19.48	AZD
LP 148ZG 02													2.500	63.50	18.83	0.336	0.871	22.12	AZE
LP 148ZG 03	2.375	60.33	2.500	63.50	1.969	50.01	.148	3.76	5	35	30.682	13.917	3.000	76.20	15.15	0.271	0.975	24.77	AZF
LP 148ZG 04													3.500	88.90	12.67	0.226	1.078	27.38	AZG
LP 148ZG 05													4.000	101.60	10.89	0.194	1.182	30.02	AZH
LP 148ZG 06													5.000	127.00	8.50	0.152	1.390	35.31	AZJ

### SPECIAL INSTRUCTIONS FOR LITE PRESSURE™ COMPRESSION SERIES

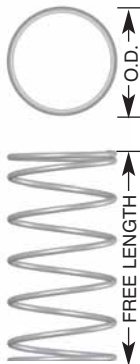
**PRICING:** See Inside Back Cover for pricing for up to 199. To price or order up to 1000 pcs. visit [leespring.com](http://leespring.com); 1000+ pcs. contact Lee Spring.  
**CALCULATIONS:** Spring Rate and Load at Solid Height are pre-calculated for Type 316 Stainless.

# COMPRESSION SPRINGS: LITE PRESSURE™ SERIES

ENDS NOT GROUND • Type 316 Stainless Steel (Passivated Ultrasonically Cleaned)

LEE STOCK NUMBER	OUTSIDE DIAMETER		WORK IN HOLE		WORK OVER ROD		WIRE DIAMETER		PRESSURE @ 80% DEFLECTION		APPROX. LOAD AT SOLID HGT.		FREE LENGTH		SPRING RATE		SOLID HEIGHT		PRICE GROUP
	IN.	MM	IN.	MM	IN.	MM	IN.	MM	PSI	kPa	LB.	KG	IN.	MM	LB/IN.	KG/MM	IN.	MM	
LP 187ZG 01													2.000	50.80	61.60	1.100	1.004	25.50	AZF
LP 187ZG 02													2.500	63.50	45.72	0.816	1.158	29.41	AZG
LP 187ZG 03	2.375	60.33	2.500	63.50	1.906	48.41	.187	4.75	10	69	61.353	27.830	3.000	76.20	36.35	0.649	1.312	33.32	AZH
LP 187ZG 04													3.500	88.90	30.16	0.539	1.466	37.24	AZJ
LP 187ZG 05													4.000	101.60	25.78	0.460	1.620	41.15	AZK
LP 187ZG 06													5.000	127.00	19.97	0.357	1.928	48.97	AZL
LP 218ZG 01													2.000	50.80	113.94	2.035	1.192	30.28	AZH
LP 218ZG 02													2.500	63.50	83.08	1.484	1.392	35.36	AZJ
LP 218ZG 03	2.375	60.33	2.500	63.50	1.844	46.84	.218	5.54	15	103	92.047	41.753	3.000	76.20	65.37	1.167	1.592	40.44	AZK
LP 218ZG 04													3.500	88.90	53.89	0.962	1.792	45.52	AZL
LP 218ZG 05													4.000	101.60	45.84	0.819	1.992	50.60	AZM
LP 218ZG 06													5.000	127.00	35.29	0.630	2.392	60.76	AZN
LP 125ZK 01													2.000	50.80	6.57	0.117	0.654	16.61	AZB
LP 125ZK 02													2.500	63.50	5.02	0.090	0.740	18.80	AZC
LP 125ZK 03	2.875	73.03	3.000	76.20	2.500	63.50	.125	3.18	1	7	8.838	4.009	3.000	76.20	4.06	0.073	0.826	20.98	AZD
LP 125ZK 04													4.000	101.60	2.94	0.053	0.998	25.35	AZE
LP 125ZK 05													5.000	127.00	2.31	0.041	1.170	29.72	AZF
LP 125ZK 06													6.000	152.40	1.90	0.034	1.342	34.09	AZG
LP 148ZK 01													2.000	50.80	14.17	0.253	0.753	19.13	AZD
LP 148ZK 02													2.500	63.50	10.72	0.191	0.852	21.64	AZE
LP 148ZK 03	2.875	73.03	3.000	76.20	2.438	61.93	.148	3.76	2	14	17.674	8.017	3.000	76.20	8.63	0.154	0.951	24.16	AZF
LP 148ZK 04													4.000	101.60	6.20	0.111	1.150	29.21	AZG
LP 148ZK 05													5.000	127.00	4.84	0.086	1.348	34.24	AZH
LP 148ZK 06													6.000	152.40	3.97	0.071	1.547	39.29	AZJ
LP 170ZK 01													2.000	50.80	23.81	0.425	0.887	22.53	AZE
LP 170ZK 02													2.500	63.50	17.83	0.318	1.013	25.73	AZF
LP 170ZK 03	2.875	73.03	3.000	76.20	2.406	61.11	.170	4.32	3	21	26.510	12.025	3.000	76.20	14.25	0.254	1.139	28.93	AZG
LP 170ZK 04													4.000	101.60	10.17	0.182	1.392	35.36	AZH
LP 170ZK 05													5.000	127.00	7.90	0.141	1.645	41.78	AZJ
LP 170ZK 06													6.000	152.40	6.46	0.115	1.898	48.21	AZK
LP 177ZK 01													2.000	50.80	31.59	0.564	0.881	22.38	AZF
LP 177ZK 02													2.500	63.50	23.57	0.421	1.000	25.40	AZG
LP 177ZK 03	2.875	73.03	3.000	76.20	2.375	60.33	.177	4.50	4	28	35.343	16.032	3.000	76.20	18.79	0.336	1.119	28.42	AZH
LP 177ZK 04													4.000	101.60	13.38	0.239	1.358	34.49	AZJ
LP 177ZK 05													5.000	127.00	10.38	0.185	1.596	40.54	AZK
LP 177ZK 06													6.000	152.40	8.48	0.151	1.834	46.58	AZL
LP 187ZK 01													2.000	50.80	40.93	0.731	0.921	23.39	AZG
LP 187ZK 02													2.500	63.50	30.37	0.542	1.046	26.57	AZH
LP 187ZK 03	2.875	73.03	3.000	76.20	2.375	60.33	.187	4.75	5	35	44.177	20.039	3.000	76.20	24.15	0.431	1.170	29.72	AZJ
LP 187ZK 04													4.000	101.60	17.12	0.306	1.420	36.07	AZK
LP 187ZK 05													5.000	127.00	13.27	0.237	1.670	42.42	AZL
LP 187ZK 06													6.000	152.40	10.83	0.193	1.920	48.77	AZM

COMPRESSION SPRINGS



### SPECIAL INSTRUCTIONS FOR LITE PRESSURE™ COMPRESSION SERIES

**PRICING:** See Inside Back Cover for pricing for up to 199. To price or order up to 1000 pcs. visit [leespring.com](http://leespring.com); 1000+ pcs. contact Lee Spring.  
**CALCULATIONS:** Spring Rate and Load at Solid Height are pre-calculated for Type 316 Stainless.

# COMPRESSION SPRINGS: LITE PRESSURE™ SERIES

ENDS NOT GROUND • Type 316 Stainless Steel (Passivated Ultrasonically Cleaned)

COMPRESSION SPRINGS

LEE STOCK NUMBER	OUTSIDE DIAMETER		WORK IN HOLE		WORK OVER ROD		WIRE DIAMETER		PRESSURE @ 80% DEFLECTION		APPROX. LOAD AT SOLID HGT.		FREE LENGTH		SPRING RATE		SOLID HEIGHT		PRICE GROUP
	IN.	MM	IN.	MM	IN.	MM	IN.	MM	PSI	kPa	LB.	KG	IN.	MM	LB/IN.	KG/MM	IN.	MM	
LP 218ZK 01													2.000	50.80	90.01	1.607	1.019	25.88	AZJ
LP 218ZK 02													2.500	63.50	65.64	1.172	1.154	29.31	AZK
LP 218ZK 03	2.875	73.03	3.000	76.20	2.313	58.75	.218	5.54	10	69	88.343	40.072	3.000	76.20	51.65	0.922	1.289	32.74	AZL
LP 218ZK 04													4.000	101.60	36.21	0.647	1.560	39.62	AZM
LP 218ZK 05													5.000	127.00	27.88	0.498	1.831	46.51	AZN
LP 218ZK 06													6.000	152.40	22.66	0.405	2.102	53.39	AZO
LP 250ZK 01													2.000	50.80	160.02	2.858	1.172	29.77	AZL
LP 250ZK 02													2.500	63.50	114.29	2.041	1.340	34.04	AZM
LP 250ZK 03	2.875	73.03	3.000	76.20	2.250	57.15	.250	6.35	15	103	132.535	60.118	3.000	76.20	88.90	1.588	1.509	38.33	AZN
LP 250ZK 04													4.000	101.60	61.55	1.099	1.847	46.91	AZO
LP 250ZK 05													5.000	127.00	47.06	0.840	2.184	55.47	AZP
LP 250ZK 06													6.000	152.40	38.10	0.680	2.521	64.03	AZQ

### SPECIAL INSTRUCTIONS FOR LITE PRESSURE™ COMPRESSION SERIES

**PRICING:** See Inside Back Cover for pricing for up to 199. To price or order up to 1000 pcs. visit [leespring.com](http://leespring.com); 1000+ pcs. contact Lee Spring.  
**CALCULATIONS:** Spring Rate and Load at Solid Height are pre-calculated for Type 316 Stainless.



# Standard Compression Springs

## Selection to Match Your Needs



The Lee Spring Standard Compression Spring line includes a wide range of size and rate combinations. Selections are sorted in ascending order to mating hole/bore diameter sizes. Standard Compression Springs are available in both standard and metric series.

Standard Series springs are available in Music Wire, Type 302 Stainless Steel and Type 316 Stainless Steel. Metric Series springs are available in Music Wire and Type 302 Stainless Steel. The Music Wire springs are provided with a plating finish for light corrosion resistance. The Type 302 Stainless Steel springs are passivated, while Type 316 Stainless Steel springs are passivated and ultrasonically cleaned.

Lee Spring Standard Compression Springs feature squared and ground ends. A squared end, also called a closed end, is made by reducing the coil pitch of the ends to zero. Squareness influences how a force produced by the spring can be transferred to adjacent parts. The ground ends provide flat bearing surfaces and additional stability.

Squared and ground ends are particularly useful in applications in which:

- 1) high-duty springs are specified;
- 2) unusually close tolerances on load or rate are needed;
- 3) solid height must be minimized;
- 4) accurate seating and uniform bearing pressures are required and;
- 5) a tendency towards buckling must be reduced.



*Lee Spring can manufacture custom compression springs to your specifications. Contact us today!*

# Compression Springs

## Guide to using tables

COMPRESSION SPRINGS

**Lee Stock Number:**  
Lee Spring Part Number, add suffix M for Music Wire, S for Stainless Steel or S316 for Type 316 Stainless Steel.

**To Work In Hole Diameter:**  
Suggested minimum hole size if needed for spring containment.

**Approx. Load at Solid Height:**  
The load or force required to bring all coils into contact.

**Spring Rate:**  
Change in load or force per unit of deflection.

**Price Group:**  
Reference for price list. **See fold-out section at rear of book.**

LEE STOCK NUMBER	OUTSIDE DIAMETER		TO WORK IN HOLE DIAMETER		WIRE DIAMETER		APPROX. LOAD AT SOLID HGT.		FREE LENGTH		SPRING RATE		SOLID HEIGHT		PRICE GROUP		
	IN.	MM	IN.	MM	IN.	MM	LB.	KG	IN.	MM	LB/IN.	KG/MM	IN.	MM	Music Wire	302 Stainless*	316 Stainless
LC 014A 01									0.250	6.35	11.30	0.202	0.088	2.24	F	F	K
LC 014A 02									0.313	7.95	8.90	0.159	0.105	2.67	F	F	K
LC 014A 03									0.375	9.53	7.10	0.126	0.122	3.10	F	F	K
LC 014A 04									0.438	11.13	6.00	0.107	0.139	3.53	F	F	K
LC 014A 05									0.500	12.70	5.20	0.093	0.156	3.96	F	F	K
LC 014A 06									0.563	14.30	4.60	0.082	0.172	4.37	F	F	K
LC 014A 07									0.625	15.88	4.10	0.072	0.188	4.80	F	F	K

**Outside Diameter:**  
Spring outer diameter, parts listed in ascending order.

**Wire Diameter:**  
In ascending order of size, within each group of outside diameters.

**Free Length:**  
The overall height of the spring in the unloaded position.

**Solid Height:**  
Length when fully compressed.

### Additional Information

- Load at Solid Height, Solid Height and Number of coils are all given as approximate figures. During the manufacturing process all material and engineering tolerances may result in the number of coils being adjusted to maintain the correct spring rate.
- It is general good practice to avoid compressing springs to their solid height in order to achieve longer life.
- To find the load at any working length, when free length and rate are given, use the formula:  
 $P = R \times F$   
 where P is the load in lbs.; R is the rate in lbs per inch; F is the deflection from free length.

### How to Determine Price

1. Select the spring you want by LEE STOCK NUMBER.
2. Read across to the last column PRICE GROUP to obtain the price code: when applicable, select the price code that corresponds to the material type required.
3. Refer to the PRICE GROUP in the appropriate pricing chart by spring type located in the back of this catalog for pricing up to 199 pieces of an item.
4. Prices subject to change without notice.


**FREE SHIPPING AVAILABLE**  
See Price List in back of catalog for details.

# COMPRESSION SPRINGS: STANDARD SERIES (INCH)

ENDS ARE GROUND • Music Wire (Plated), 302 Stainless Steel\* (Passivated),  
or 316 Stainless Steel (Passivated Ultrasonically Cleaned)

COMPRESSION SPRINGS

LEE STOCK NUMBER	OUTSIDE DIAMETER		TO WORK IN HOLE DIAMETER		WIRE DIAMETER		APPROX. LOAD AT SOLID HGT.		FREE LENGTH		SPRING RATE		SOLID HEIGHT		PRICE GROUP		
	IN.	MM	IN.	MM	IN.	MM	LB.	KG	IN.	MM	LB./IN.	KG/MM	IN.	MM	Music Wire	302 Stainless*	316 Stainless
															M	S	S316
LC 014A 01	.120	3.05	.125	3.18	.014	.36	2.000	.907	0.250	6.35	11.30	0.202	0.088	2.24	F	F	K
LC 014A 02									0.313	7.95	8.90	0.159	0.105	2.67	F	F	K
LC 014A 03									0.375	9.53	7.10	0.126	0.122	3.10	F	F	K
LC 014A 04									0.438	11.13	6.00	0.107	0.139	3.53	F	F	K
LC 014A 05									0.500	12.70	5.20	0.093	0.156	3.96	F	F	K
LC 014A 06									0.563	14.30	4.60	0.082	0.172	4.37	F	F	K
LC 014A 07									0.625	15.88	4.10	0.073	0.189	4.80	F	F	K
LC 014A 08									0.688	17.48	3.80	0.068	0.206	5.23	F	F	K
LC 014A 09									0.750	19.05	3.40	0.061	0.223	5.66	F	F	K
LC 014A 9A									0.813	20.65	3.10	0.055	0.254	6.45	F	F	K
LC 014A 9B									0.875	22.23	2.90	0.052	0.269	6.84	F	F	K
LC 014A 9C									0.938	23.83	2.70	0.048	0.287	7.30	F	F	K
LC 014A 10									1.000	25.40	2.50	0.045	0.290	7.37	F	F	K
LC 014A 11	1.125	28.58	2.30	0.041	0.324	8.23	F	F	K								
LC 014A 12	1.250	31.75	2.00	0.036	0.357	9.07	F	F	K								
LC 014A 13	1.500	38.10	1.80	0.032	0.422	10.72	F	F	K								
LC 016A 0	.120	3.05	.125	3.18	.016	.41	2.500	1.134	0.188	4.78	25.60	0.457	0.087	2.21	F	F	K
LC 016A 01									0.250	6.35	17.50	0.313	0.114	2.90	F	F	K
LC 016A 02									0.313	7.95	14.00	0.250	0.133	3.38	F	F	K
LC 016A 03									0.375	9.53	11.00	0.196	0.160	4.06	F	F	K
LC 016A 04									0.438	11.13	9.50	0.169	0.185	4.70	F	F	K
LC 016A 05									0.500	12.70	8.50	0.152	0.205	5.21	F	F	K
LC 016A 06									0.563	14.30	7.50	0.134	0.225	5.72	F	F	K
LC 016A 07									0.625	15.88	6.50	0.116	0.249	6.32	F	F	K
LC 016A 08									0.688	17.48	6.00	0.107	0.273	6.93	F	F	K
LC 016A 09									0.750	19.05	5.00	0.089	0.305	7.75	F	F	K
LC 016A 10									1.000	25.40	4.00	0.071	0.375	9.52	F	F	K
LC 016A 11									1.125	28.58	3.50	0.062	0.442	11.23	F	F	K
LC 016A 12									1.250	31.75	3.20	0.057	0.478	12.14	F	F	K
LC 016A 13	1.500	38.10	2.70	0.048	0.560	14.22	F	F	K								
LC 018A 0	.120	3.05	.125	3.18	.018	.46	3.500	1.588	0.188	4.78	41.30	0.738	0.101	2.57	F	F	K
LC 018A 01									0.250	6.35	28.50	0.509	0.132	3.35	F	F	K
LC 018A 02									0.313	7.95	22.00	0.392	0.159	4.04	F	F	K
LC 018A 03									0.375	9.53	18.00	0.321	0.180	4.57	F	F	K
LC 018A 04									0.438	11.13	15.50	0.276	0.208	5.28	F	F	K
LC 018A 05									0.500	12.70	13.00	0.232	0.245	6.22	F	F	K
LC 018A 06									0.563	14.30	11.50	0.205	0.271	6.88	F	F	K
LC 018A 07									0.625	15.88	11.00	0.196	0.289	7.34	F	F	K
LC 018A 08									0.688	17.48	9.50	0.169	0.325	8.26	F	F	K
LC 018A 09									0.750	19.05	8.50	0.152	0.351	8.92	F	F	K
LC 018A 10									1.000	25.40	6.40	0.114	0.455	11.56	F	F	K
LC 018A 11									1.125	28.58	5.60	0.100	0.510	12.95	F	F	K
LC 018A 12									1.250	31.75	5.00	0.089	0.577	14.66	F	F	K
LC 018A 13	1.500	38.10	4.10	0.073	0.697	17.70	F	F	K								



### SPECIAL INSTRUCTIONS FOR COMPRESSION SERIES

**STOCK NUMBERS:** Add "M" to end of Stock Number for Music Wire; "S" for Type 302 Stainless; "S316" for Type 316 Stainless.

**PRICING:** See Inside Back Cover for up to 199 pricing. To price or order up to 1000 pcs., visit [leespring.com](http://leespring.com); 1000+ pcs. contact Lee Spring.

**CALCULATIONS:** Spring Rate and Load at Solid Hgt. are for Music Wire. For Type 302 or Type 316 Stainless, multiply figures shown by 5/6 (.833).

\*Note: Type 302 may be substituted with Type 304 at Lee Spring's discretion.

# COMPRESSION SPRINGS: STANDARD SERIES (INCH)

ENDS ARE GROUND • Music Wire (Plated), 302 Stainless Steel\* (Passivated),  
or 316 Stainless Steel (Passivated Ultrasonically Cleaned)

COMPRESSION SPRINGS

LEE STOCK NUMBER	OUTSIDE DIAMETER		TO WORK IN HOLE DIAMETER		WIRE DIAMETER		APPROX. LOAD AT SOLID HGT.		FREE LENGTH		SPRING RATE		SOLID HEIGHT		PRICE GROUP		
	IN.	MM	IN.	MM	IN.	MM	LB.	KG	IN.	MM	LB/IN.	KG/MM	IN.	MM	Music Wire	302 Stainless*	316 Stainless
LC 020A 01	.120	3.05	.125	3.18	.020	.51	4.650	2.109	0.250	6.35	47.50	0.848	0.150	3.81	F	F	K
LC 020A 02									0.313	7.95	36.00	0.642	0.185	4.70	F	F	K
LC 020A 03									0.375	9.53	29.00	0.517	0.215	5.46	F	F	K
LC 020A 04									0.438	11.13	24.50	0.437	0.250	6.35	F	F	K
LC 020A 05									0.500	12.70	21.50	0.384	0.280	7.11	F	F	K
LC 020A 06									0.563	14.30	18.50	0.330	0.310	7.87	F	F	K
LC 020A 07									0.625	15.88	16.50	0.294	0.345	8.76	F	F	K
LC 020A 08									0.688	17.48	15.00	0.267	0.375	9.52	F	F	K
LC 020A 09									0.750	19.05	13.50	0.241	0.410	10.41	F	F	K
LC 020A 10									0.813	20.65	12.50	0.223	0.430	10.92	F	F	K
LC 020A 11									0.938	23.83	10.80	0.193	0.510	12.95	F	F	K
LC 020A 12									1.000	25.40	10.00	0.179	0.540	13.72	F	F	K
LC 020A 13									1.125	28.58	9.00	0.160	0.600	15.24	F	F	K
LC 020A 14									1.250	31.75	8.00	0.143	0.660	16.76	F	F	K
LC 020A 15									1.500	38.10	6.50	0.116	0.790	20.07	F	F	K
LC 022A 01	.120	3.05	.125	3.18	.022	.56	6.000	2.722	0.250	6.35	70.00	1.250	0.166	4.22	F	F	K
LC 022A 02									0.313	7.95	54.00	0.963	0.199	5.05	F	F	K
LC 022A 03									0.375	9.53	42.00	0.749	0.243	6.17	F	F	K
LC 022A 04									0.438	11.13	36.00	0.642	0.276	7.01	F	F	K
LC 022A 05									0.500	12.70	31.00	0.554	0.309	7.85	F	F	K
LC 022A 06									0.563	14.30	28.00	0.499	0.342	8.69	F	F	K
LC 022A 07									0.625	15.88	25.00	0.446	0.374	9.50	F	F	K
LC 022A 08									0.688	17.48	22.00	0.392	0.419	10.64	F	F	K
LC 022A 09									0.750	19.05	20.00	0.357	0.451	11.46	F	F	K
LC 022A 10									0.813	20.65	18.00	0.321	0.510	12.95	F	F	K
LC 022A 11									0.938	23.83	16.00	0.285	0.555	14.10	F	F	K
LC 022A 12									1.000	25.40	15.00	0.268	0.600	15.24	F	F	K
LC 022A 13									1.125	28.58	13.00	0.232	0.665	16.89	F	F	K
LC 022A 14									1.250	31.75	11.75	0.210	0.758	19.25	F	F	K
LC 022A 15									1.500	38.10	9.70	0.173	0.902	22.91	F	F	K
LC 024A 01	.120	3.05	.125	3.18	.024	.61	8.200	3.720	0.250	6.35	107.40	1.918	0.179	4.54	F	F	K
LC 024A 02									0.313	7.95	82.20	1.468	0.219	5.55	F	F	K
LC 024A 03									0.375	9.53	66.30	1.185	0.259	6.58	F	F	K
LC 024A 04									0.438	11.13	55.60	0.993	0.299	7.60	F	F	K
LC 024A 05									0.500	12.70	48.00	0.857	0.339	8.61	F	F	K
LC 024A 06									0.563	14.30	42.20	0.754	0.379	9.62	F	F	K
LC 024A 07									0.625	15.88	37.60	0.671	0.419	10.65	F	F	K
LC 024A 08									0.688	17.48	34.00	0.606	0.459	11.66	F	F	K
LC 024A 09									0.750	19.05	30.90	0.552	0.499	12.68	F	F	K
LC 024A 10									0.813	20.65	28.40	0.507	0.539	13.69	F	F	K
LC 024A 11									0.875	22.23	26.20	0.468	0.579	14.72	F	F	K
LC 024A 12									0.938	23.83	24.40	0.436	0.619	15.73	F	F	K
LC 024A 13									1.000	25.40	22.80	0.407	0.660	16.75	F	F	K
LC 024A 14									1.125	28.58	20.10	0.360	0.740	18.79	F	F	K
LC 024A 15									1.250	31.75	18.00	0.322	0.820	20.82	F	F	K
LC 024A 16									1.500	38.10	14.90	0.267	0.980	24.89	F	F	K

### SPECIAL INSTRUCTIONS FOR COMPRESSION SERIES

**STOCK NUMBERS:** Add "M" to end of Stock Number for Music Wire; "S" for Type 302 Stainless; "S316" for Type 316 Stainless.

**PRICING:** See Inside Back Cover for up to 199 pricing. To price or order up to 1000 pcs., visit leespring.com; 1000+ pcs. contact Lee Spring.

**CALCULATIONS:** Spring Rate and Load at Solid Hgt. are for Music Wire. For Type 302 or Type 316 Stainless, multiply figures shown by 5/6 (.833).


\*Note: Type 302 may be substituted with Type 304 at Lee Spring's discretion.

# COMPRESSION SPRINGS: STANDARD SERIES (INCH)

ENDS ARE GROUND • Music Wire (Plated), 302 Stainless Steel\* (Passivated),  
or 316 Stainless Steel (Passivated Ultrasonically Cleaned)

COMPRESSION SPRINGS

LEE STOCK NUMBER	OUTSIDE DIAMETER		TO WORK IN HOLE DIAMETER		WIRE DIAMETER		APPROX. LOAD AT SOLID HGT.		FREE LENGTH		SPRING RATE		SOLID HEIGHT		PRICE GROUP		
	IN.	MM	IN.	MM	IN.	MM	LB.	KG	IN.	MM	LB/IN.	KG/MM	IN.	MM	Music Wire	302 Stainless*	316 Stainless
LC 014AA 01	.125	3.18	.141	3.57	.014	.36	1.553	.704	0.250	6.35	9.77	0.174	0.091	2.31	F	F	K
LC 014AA 02									0.313	7.95	7.61	0.136	0.109	2.76	F	F	K
LC 014AA 03									0.375	9.53	6.25	0.112	0.126	3.20	F	F	K
LC 014AA 04									0.438	11.13	5.29	0.094	0.144	3.65	F	F	K
LC 014AA 05									0.500	12.70	4.59	0.082	0.161	4.09	F	F	K
LC 014AA 06									0.563	14.30	4.05	0.072	0.179	4.54	F	F	K
LC 014AA 07									0.625	15.88	3.63	0.065	0.196	4.98	F	F	K
LC 014AA 08									0.688	17.48	3.29	0.059	0.214	5.43	F	F	K
LC 014AA 09									0.750	19.05	3.00	0.054	0.231	5.87	F	F	K
LC 014AA 10									0.813	20.65	2.76	0.049	0.249	6.32	F	F	K
LC 014AA 11									0.875	22.23	2.56	0.046	0.266	6.76	F	F	K
LC 014AA 12									0.938	23.83	2.38	0.043	0.284	7.21	F	F	K
LC 014AA 13									1.000	25.40	2.23	0.040	0.301	7.65	F	F	K
LC 014AA 14									1.125	28.58	1.98	0.035	0.336	8.54	F	F	K
LC 014AA 15									1.250	31.75	1.77	0.032	0.371	9.43	F	F	K
LC 014AA 16									1.375	34.93	1.61	0.029	0.406	10.32	F	F	K
LC 014AA 17									1.500	38.10	1.47	0.026	0.441	11.21	F	F	K
LC 016AA 01	.125	3.18	.141	3.57	.016	.41	2.719	1.233	0.250	6.35	18.29	0.327	0.101	2.57	F	F	K
LC 016AA 02									0.313	7.95	14.19	0.253	0.121	3.08	F	F	K
LC 016AA 03									0.375	9.53	11.62	0.208	0.141	3.57	F	F	K
LC 016AA 04									0.438	11.13	9.82	0.175	0.160	4.07	F	F	K
LC 016AA 05									0.500	12.70	8.52	0.152	0.180	4.57	F	F	K
LC 016AA 06									0.563	14.30	7.51	0.134	0.200	5.07	F	F	K
LC 016AA 07									0.625	15.88	6.72	0.120	0.219	5.56	F	F	K
LC 016AA 08									0.688	17.48	6.08	0.109	0.239	6.07	F	F	K
LC 016AA 09									0.750	19.05	5.55	0.099	0.258	6.56	F	F	K
LC 016AA 10									0.813	20.65	5.11	0.091	0.278	7.06	F	F	K
LC 016AA 11									0.938	23.83	4.40	0.079	0.317	8.06	F	F	K
LC 016AA 12									1.000	25.40	4.12	0.074	0.337	8.55	F	F	K
LC 016AA 13									1.250	31.75	3.27	0.058	0.415	10.54	F	F	K
LC 016AA 14									1.500	38.10	2.72	0.049	0.494	12.54	F	F	K
LC 018AA 01	.125	3.18	.141	3.57	.018	.46	3.679	1.669	0.250	6.35	28.47	0.508	0.121	3.07	F	F	K
LC 018AA 02									0.313	7.95	22.00	0.393	0.145	3.69	F	F	K
LC 018AA 03									0.375	9.53	18.00	0.321	0.170	4.31	F	F	K
LC 018AA 04									0.500	12.70	13.13	0.234	0.219	5.55	F	F	K
LC 018AA 05									0.563	14.30	11.56	0.206	0.243	6.18	F	F	K
LC 018AA 06									0.625	15.88	10.34	0.185	0.267	6.79	F	F	K
LC 018AA 07									0.688	17.48	9.34	0.167	0.292	7.42	F	F	K
LC 018AA 08									0.750	19.05	8.53	0.152	0.316	8.04	F	F	K
LC 018AA 09									0.813	20.65	7.84	0.140	0.341	8.66	F	F	K
LC 018AA 10									0.938	23.83	6.75	0.121	0.390	9.90	F	F	K
LC 018AA 11									1.000	25.40	6.32	0.113	0.414	10.52	F	F	K
LC 018AA 12									1.250	31.75	5.02	0.090	0.512	13.00	F	F	K
LC 018AA 13									1.500	38.10	4.16	0.074	0.610	15.49	F	F	K



### SPECIAL INSTRUCTIONS FOR COMPRESSION SERIES

**STOCK NUMBERS:** Add "M" to end of Stock Number for Music Wire; "S" for Type 302 Stainless; "S316" for Type 316 Stainless.  
**PRICING:** See Inside Back Cover for up to 199 pricing. To price or order up to 1000 pcs., visit [leespring.com](http://leespring.com); 1000+ pcs. contact Lee Spring.  
**CALCULATIONS:** Spring Rate and Load at Solid Hgt. are for Music Wire. For Type 302 or Type 316 Stainless, multiply figures shown by 5/6 (.833).  
 \*Note: Type 302 may be substituted with Type 304 at Lee Spring's discretion.

# COMPRESSION SPRINGS: STANDARD SERIES (INCH)

ENDS ARE GROUND • Music Wire (Plated), 302 Stainless Steel\* (Passivated),  
or 316 Stainless Steel (Passivated Ultrasonically Cleaned)

COMPRESSION SPRINGS

LEE STOCK NUMBER	OUTSIDE DIAMETER		TO WORK IN HOLE DIAMETER		WIRE DIAMETER		APPROX. LOAD AT SOLID HGT.		FREE LENGTH		SPRING RATE		SOLID HEIGHT		PRICE GROUP		
	IN.	MM	IN.	MM	IN.	MM	LB.	KG	IN.	MM	LB/IN.	KG/MM	IN.	MM	Music Wire	302 Stainless*	316 Stainless
															M	S	S316
LC 020AA 01									0.250	6.35	47.41	0.847	0.131	3.33	F	F	K
LC 020AA 02									0.313	7.95	36.47	0.651	0.158	4.02	F	F	K
LC 020AA 03									0.375	9.53	30.97	0.553	0.185	4.70	F	F	K
LC 020AA 04									0.500	12.70	21.46	0.383	0.240	6.10	F	F	K
LC 020AA 05									0.563	14.30	18.73	0.334	0.269	6.84	F	F	K
LC 020AA 06									0.625	15.88	16.61	0.297	0.298	7.58	F	F	K
LC 020AA 07	.125	3.18	.141	3.57	.020	.51	5.629	2.553	0.688	17.48	14.88	0.266	0.328	8.34	F	F	K
LC 020AA 08									0.750	19.05	13.47	0.241	0.358	9.10	F	F	K
LC 020AA 09									0.813	20.65	12.37	0.221	0.386	9.82	F	F	K
LC 020AA 10									0.938	23.83	10.65	0.190	0.442	11.23	F	F	K
LC 020AA 11									1.000	25.40	9.96	0.178	0.470	11.94	F	F	K
LC 020AA 12									1.250	31.75	7.90	0.141	0.582	14.77	F	F	K
LC 020AA 13									1.500	38.10	6.55	0.117	0.693	17.61	F	F	K
LC 022AA 01									0.250	6.35	69.07	1.234	0.151	3.83	F	F	K
LC 022AA 02									0.313	7.95	52.90	0.945	0.183	4.65	F	F	K
LC 022AA 03									0.375	9.53	42.99	0.768	0.215	5.46	F	F	K
LC 022AA 04									0.500	12.70	31.20	0.557	0.279	7.08	F	F	K
LC 022AA 05									0.563	14.30	27.42	0.490	0.311	7.90	F	F	K
LC 022AA 06	.125	3.18	.141	3.57	.022	.56	6.851	3.108	0.625	15.88	24.49	0.437	0.343	8.71	F	F	K
LC 022AA 07									0.688	17.48	22.09	0.395	0.375	9.53	F	F	K
LC 022AA 08									0.813	20.65	18.50	0.330	0.439	11.15	F	F	K
LC 022AA 09									0.938	23.83	15.92	0.284	0.503	12.78	F	F	K
LC 022AA 10									1.000	25.40	15.00	0.268	0.531	13.49	F	F	K
LC 022AA 11									1.250	31.75	11.89	0.212	0.658	16.72	F	F	K
LC 022AA 12									1.500	38.10	9.85	0.176	0.785	19.94	F	F	K
LC 016AB 01									0.250	6.35	11.90	0.211	0.092	2.35	F	F	K
LC 016AB 02									0.313	7.95	9.20	0.164	0.109	2.78	F	F	K
LC 016AB 03									0.375	9.53	7.50	0.134	0.126	3.21	F	F	K
LC 016AB 04									0.438	11.13	6.40	0.114	0.144	3.64	F	F	K
LC 016AB 05									0.500	12.70	5.50	0.098	0.161	4.08	F	F	K
LC 016AB 06									0.563	14.30	4.90	0.087	0.178	4.51	F	F	K
LC 016AB 07									0.625	15.88	4.40	0.078	0.195	4.94	F	F	K
LC 016AB 08	.148	3.76	.156	3.96	.016	.41	1.900	.861	0.688	17.48	3.90	0.070	0.212	5.38	F	F	K
LC 016AB 09									0.750	19.05	3.60	0.064	0.229	5.81	F	F	K
LC 016AB 10									0.813	20.65	3.30	0.059	0.246	6.24	F	F	K
LC 016AB 11									0.938	23.83	2.90	0.051	0.280	7.11	F	F	K
LC 016AB 12									1.000	25.40	2.70	0.048	0.297	7.54	F	F	K
LC 016AB 13									1.250	31.75	2.10	0.038	0.365	9.27	F	F	K
LC 016AB 14									1.500	38.10	1.80	0.031	0.433	11.00	F	F	K

### SPECIAL INSTRUCTIONS FOR COMPRESSION SERIES

**STOCK NUMBERS:** Add "M" to end of Stock Number for Music Wire; "S" for Type 302 Stainless; "S316" for Type 316 Stainless.

**PRICING:** See Inside Back Cover for up to 199 pricing. To price or order up to 1000 pcs., visit leespring.com; 1000+ pcs. contact Lee Spring.

**CALCULATIONS:** Spring Rate and Load at Solid Hgt. are for Music Wire. For Type 302 or Type 316 Stainless, multiply figures shown by 5/6 (.833).

\*Note: Type 302 may be substituted with Type 304 at Lee Spring's discretion.



# COMPRESSION SPRINGS: STANDARD SERIES (INCH)

ENDS ARE GROUND • Music Wire (Plated), 302 Stainless Steel\* (Passivated),  
or 316 Stainless Steel (Passivated Ultrasonically Cleaned)

LEE STOCK NUMBER	OUTSIDE DIAMETER		TO WORK IN HOLE DIAMETER		WIRE DIAMETER		APPROX. LOAD AT SOLID HGT.		FREE LENGTH		SPRING RATE		SOLID HEIGHT		PRICE GROUP		
	IN.	MM	IN.	MM	IN.	MM	LB.	KG	IN.	MM	LB./IN.	KG/MM	IN.	MM	Music Wire	302 Stainless*	316 Stainless
															M	S	S316
LC 018AB 01	.148	3.76	.156	3.96	.018	.46	2.900	1.313	0.250	6.35	19.60	0.349	0.105	2.67	F	F	K
LC 018AB 02									0.313	7.95	15.20	0.270	0.125	3.17	F	F	K
LC 018AB 03									0.375	9.53	12.40	0.220	0.145	3.67	F	F	K
LC 018AB 04									0.438	11.13	10.40	0.186	0.164	4.18	F	F	K
LC 018AB 05									0.500	12.70	9.00	0.161	0.184	4.68	F	F	K
LC 018AB 06									0.563	14.30	8.00	0.142	0.204	5.18	F	F	K
LC 018AB 07									0.625	15.88	7.10	0.127	0.224	5.69	F	F	K
LC 018AB 08									0.688	17.48	6.40	0.115	0.244	6.19	F	F	K
LC 018AB 09									0.750	19.05	5.90	0.105	0.264	6.69	F	F	K
LC 018AB 10									0.813	20.65	5.40	0.096	0.283	7.20	F	F	K
LC 018AB 11									0.938	23.83	4.60	0.083	0.323	8.21	F	F	K
LC 018AB 12									1.000	25.40	4.30	0.077	0.343	8.71	F	F	K
LC 018AB 13									1.250	31.75	3.50	0.062	0.422	10.72	F	F	K
LC 018AB 14									1.500	38.10	2.90	0.051	0.501	12.73	F	F	K
LC 021AB 01	.148	3.76	.156	3.96	.021	.53	4.000	1.812	0.250	6.35	32.00	0.570	0.133	3.38	F	F	K
LC 021AB 02									0.313	7.95	25.00	0.446	0.160	4.06	F	F	K
LC 021AB 03									0.375	9.53	20.00	0.357	0.187	4.75	F	F	K
LC 021AB 04									0.438	11.13	17.00	0.303	0.214	5.44	F	F	K
LC 021AB 05									0.500	12.70	14.70	0.262	0.242	6.15	F	F	K
LC 021AB 06									0.563	14.30	13.00	0.232	0.268	6.81	F	F	K
LC 021AB 07									0.625	15.88	11.70	0.209	0.294	7.47	F	F	K
LC 021AB 08									0.688	17.48	10.50	0.187	0.321	8.15	F	F	K
LC 021AB 09									0.750	19.05	9.70	0.173	0.349	8.86	F	F	K
LC 021AB 10									0.813	20.65	8.90	0.159	0.376	9.55	F	F	K
LC 021AB 11									0.938	23.83	7.50	0.134	0.430	10.92	F	F	K
LC 021AB 12									1.000	25.40	7.00	0.125	0.479	12.17	F	F	K
LC 021AB 13									1.250	31.75	5.80	0.104	0.568	14.43	F	F	K
LC 021AB 14									1.500	38.10	4.80	0.086	0.675	17.15	F	F	K
LC 023AB 01	.148	3.76	.156	3.96	.023	.58	5.000	2.264	0.250	6.35	47.50	0.847	0.147	3.73	F	F	K
LC 023AB 02									0.313	7.95	36.50	0.651	0.178	4.52	F	F	K
LC 023AB 03									0.375	9.53	29.50	0.526	0.209	5.31	F	F	K
LC 023AB 04									0.438	11.13	25.40	0.453	0.239	6.07	F	F	K
LC 023AB 05									0.500	12.70	22.00	0.392	0.272	6.91	F	F	K
LC 023AB 06									0.563	14.30	19.00	0.339	0.302	7.67	F	F	K
LC 023AB 07									0.625	15.88	17.00	0.303	0.334	8.48	F	F	K
LC 023AB 08									0.688	17.48	15.50	0.276	0.364	9.24	F	F	K
LC 023AB 09									0.750	19.05	14.00	0.250	0.396	10.06	F	F	K
LC 023AB 10									0.813	20.65	12.80	0.229	0.425	10.80	F	F	K
LC 023AB 11									0.938	23.83	11.00	0.196	0.505	12.83	F	F	K
LC 023AB 12									1.000	25.40	10.30	0.184	0.536	13.61	F	F	K
LC 023AB 13									1.250	31.75	8.30	0.148	0.652	16.56	F	F	K
LC 023AB 14									1.500	38.10	6.90	0.123	0.773	19.63	F	F	K

COMPRESSION SPRINGS



### SPECIAL INSTRUCTIONS FOR COMPRESSION SERIES

**STOCK NUMBERS:** Add "M" to end of Stock Number for Music Wire; "S" for Type 302 Stainless; "S316" for Type 316 Stainless.  
**PRICING:** See Inside Back Cover for up to 199 pricing. To price or order up to 1000 pcs., visit [leespring.com](http://leespring.com); 1000+ pcs. contact Lee Spring.  
**CALCULATIONS:** Spring Rate and Load at Solid Hgt. are for Music Wire. For Type 302 or Type 316 Stainless, multiply figures shown by 5/6 (.833).  
 \*Note: Type 302 may be substituted with Type 304 at Lee Spring's discretion.

# COMPRESSION SPRINGS: STANDARD SERIES (INCH)

ENDS ARE GROUND • Music Wire (Plated), 302 Stainless Steel\* (Passivated),  
or 316 Stainless Steel (Passivated Ultrasonically Cleaned)

COMPRESSION SPRINGS

LEE STOCK NUMBER	OUTSIDE DIAMETER		TO WORK IN HOLE DIAMETER		WIRE DIAMETER		APPROX. LOAD AT SOLID HGT.		FREE LENGTH		SPRING RATE		SOLID HEIGHT		PRICE GROUP		
	IN.	MM	IN.	MM	IN.	MM	LB.	KG	IN.	MM	LB/IN.	KG/MM	IN.	MM	Music Wire	302 Stainless*	316 Stainless
															M	S	S316
LC 016AC 01	.156	3.96	.172	4.37	.016	.41	1.761	.799	0.250	6.35	10.82	0.193	0.087	2.22	F	F	K
LC 016AC 02									0.313	7.95	8.39	0.150	0.103	2.61	F	F	K
LC 016AC 03									0.375	9.53	6.88	0.123	0.118	3.01	F	F	K
LC 016AC 04									0.438	11.13	5.81	0.104	0.134	3.40	F	F	K
LC 016AC 05									0.500	12.70	5.04	0.090	0.149	3.80	F	F	K
LC 016AC 06									0.563	14.30	4.44	0.079	0.165	4.20	F	F	K
LC 016AC 07									0.625	15.88	3.98	0.071	0.181	4.59	F	F	K
LC 016AC 08									0.688	17.48	3.60	0.064	0.196	4.99	F	F	K
LC 016AC 09									0.750	19.05	3.29	0.059	0.212	5.38	F	F	K
LC 016AC 10									1.000	25.40	2.45	0.044	0.274	6.96	F	F	K
LC 016AC 11									1.125	28.58	2.16	0.039	0.305	7.75	F	F	K
LC 016AC 12									1.250	31.75	1.94	0.035	0.336	8.54	F	F	K
LC 016AC 13									1.500	38.10	1.61	0.029	0.398	10.12	F	F	K
LC 023AD 01	.156	3.96	.172	4.37	.023	.58	5.525	2.506	0.250	6.35	48.13	0.861	0.135	3.43	F	F	K
LC 023AD 02									0.313	7.95	36.77	0.658	0.162	4.11	F	F	K
LC 023AD 03									0.375	9.53	29.84	0.534	0.189	4.80	F	F	K
LC 023AD 04									0.438	11.13	25.05	0.448	0.216	5.49	F	F	K
LC 023AD 05									0.500	12.70	21.63	0.387	0.243	6.17	F	F	K
LC 023AD 06									0.563	14.30	18.99	0.340	0.270	6.86	F	F	K
LC 023AD 07									0.625	15.88	16.96	0.304	0.297	7.54	F	F	K
LC 023AD 08									0.688	17.48	15.29	0.274	0.324	8.23	F	F	K
LC 023AD 09									0.750	19.05	13.95	0.250	0.350	8.89	F	F	K
LC 023AD 10									0.813	20.65	12.80	0.229	0.378	9.60	F	F	K
LC 023AD 11									0.938	23.83	11.01	0.197	0.431	10.95	F	F	K
LC 023AD 12									1.000	25.40	10.29	0.184	0.458	11.63	F	F	K
LC 023AD 13									1.250	31.75	8.15	0.146	0.566	14.38	F	F	K
LC 023AD 14									1.500	38.10	6.75	0.121	0.673	17.09	F	F	K
LC 014B 01	.180	4.57	.188	4.78	.014	.36	1.090	.490	0.250	6.35	5.80	0.104	0.069	1.75	F	F	K
LC 014B 02									0.313	7.95	4.50	0.080	0.077	1.96	F	F	K
LC 014B 03									0.375	9.53	3.70	0.066	0.086	2.18	F	F	K
LC 014B 04									0.438	11.13	3.10	0.055	0.094	2.39	F	F	K
LC 014B 05									0.500	12.70	2.70	0.048	0.103	2.62	F	F	K
LC 014B 06									0.563	14.30	2.40	0.043	0.112	2.84	F	F	K
LC 014B 07									0.625	15.88	2.20	0.039	0.120	3.05	F	F	K
LC 014B 08									0.688	17.48	2.00	0.036	0.129	3.28	F	F	K
LC 014B 09									0.750	19.05	1.80	0.032	0.138	3.51	F	F	K
LC 014B 10									0.875	22.23	1.50	0.027	0.155	3.94	F	F	K
LC 014B 11									1.000	25.40	1.30	0.023	0.172	4.37	F	F	K
LC 014B 12									1.250	31.75	1.10	0.020	0.206	5.23	F	F	K
LC 014B 13									1.375	34.93	1.00	0.018	0.223	5.66	F	F	K
LC 014B 14									1.500	38.10	0.90	0.016	0.240	6.10	F	F	K

### SPECIAL INSTRUCTIONS FOR COMPRESSION SERIES

**STOCK NUMBERS:** Add "M" to end of Stock Number for Music Wire; "S" for Type 302 Stainless; "S316" for Type 316 Stainless.

**PRICING:** See Inside Back Cover for up to 199 pricing. To price or order up to 1000 pcs., visit leespring.com; 1000+ pcs. contact Lee Spring.

**CALCULATIONS:** Spring Rate and Load at Solid Hgt. are for Music Wire. For Type 302 or Type 316 Stainless, multiply figures shown by 5/6 (.833).

\*Note: Type 302 may be substituted with Type 304 at Lee Spring's discretion.

# COMPRESSION SPRINGS: STANDARD SERIES (INCH)

ENDS ARE GROUND • Music Wire (Plated), 302 Stainless Steel\* (Passivated),  
or 316 Stainless Steel (Passivated Ultrasonically Cleaned)

LEE STOCK NUMBER	OUTSIDE DIAMETER		TO WORK IN HOLE DIAMETER		WIRE DIAMETER		APPROX. LOAD AT SOLID HGT.		FREE LENGTH		SPRING RATE		SOLID HEIGHT		PRICE GROUP		
	IN.	MM	IN.	MM	IN.	MM	LB.	KG	IN.	MM	LB./IN.	KG/MM	IN.	MM	Music Wire	302 Stainless*	316 Stainless
															M	S	S316
LC 016B 01	.180	4.57	.188	4.78	.016	.41	1.500	.680	0.250	6.35	9.00	0.161	0.073	1.85	F	F	K
LC 016B 02									0.313	7.95	7.50	0.134	0.081	2.06	F	F	K
LC 016B 03									0.375	9.53	6.00	0.107	0.093	2.36	F	F	K
LC 016B 04									0.438	11.13	5.00	0.089	0.105	2.67	F	F	K
LC 016B 05									0.500	12.70	4.50	0.080	0.113	2.87	F	F	K
LC 016B 06									0.563	14.30	4.00	0.071	0.125	3.18	F	F	K
LC 016B 07									0.625	15.88	3.50	0.062	0.137	3.48	F	F	K
LC 016B 08									0.688	17.48	3.00	0.053	0.153	3.89	F	F	K
LC 016B 09									0.750	19.05	2.50	0.045	0.177	4.50	F	F	K
LC 016B 10									0.875	22.23	2.20	0.039	0.195	4.95	F	F	K
LC 016B 11									1.000	25.40	1.90	0.034	0.220	5.59	F	F	K
LC 016B 12									1.250	31.75	1.50	0.027	0.277	7.04	F	F	K
LC 016B 13									1.375	34.93	1.30	0.023	0.305	7.75	F	F	K
LC 016B 14									1.500	38.10	1.20	0.021	0.342	8.69	F	F	K
LC 016B 15									1.750	44.45	1.00	0.018	0.405	10.28	F	F	K
LC 018B 01	.180	4.57	.188	4.78	.018	.46	2.340	1.061	0.250	6.35	13.50	0.241	0.086	2.18	F	F	K
LC 018B 02									0.313	7.95	11.00	0.196	0.100	2.54	F	F	K
LC 018B 03									0.375	9.53	9.00	0.160	0.114	2.90	F	F	K
LC 018B 04									0.438	11.13	8.00	0.143	0.123	3.12	F	F	K
LC 018B 05									0.500	12.70	7.00	0.125	0.132	3.35	F	F	K
LC 018B 06									0.563	14.30	6.00	0.107	0.150	3.81	F	F	K
LC 018B 07									0.625	15.88	5.00	0.089	0.172	4.37	F	F	K
LC 018B 08									0.688	17.48	4.50	0.080	0.186	4.72	F	F	K
LC 018B 09									0.750	19.05	4.00	0.071	0.199	5.05	F	F	K
LC 018B 10									0.875	22.23	3.60	0.064	0.221	5.61	F	F	K
LC 018B 11									1.000	25.40	3.10	0.055	0.256	6.50	F	F	K
LC 018B 12									1.250	31.75	2.50	0.044	0.302	7.67	F	F	K
LC 018B 13									1.375	34.93	2.30	0.041	0.338	8.58	F	F	K
LC 018B 14									1.500	38.10	2.00	0.036	0.374	9.50	F	F	K
LC 018B 15									1.750	44.45	1.70	0.030	0.442	11.22	F	F	K
LC 020B 01	.180	4.57	.188	4.78	.020	.51	3.000	1.361	0.250	6.35	21.00	0.375	0.107	2.72	F	F	K
LC 020B 02									0.313	7.95	16.00	0.285	0.125	3.18	F	F	K
LC 020B 03									0.375	9.53	12.80	0.229	0.144	3.66	F	F	K
LC 020B 04									0.438	11.13	11.00	0.196	0.160	4.06	F	F	K
LC 020B 05									0.500	12.70	9.30	0.166	0.180	4.57	F	F	K
LC 020B 06									0.563	14.30	8.30	0.148	0.196	4.98	F	F	K
LC 020B 07									0.625	15.88	7.30	0.130	0.214	5.44	F	F	K
LC 020B 08									0.688	17.48	6.50	0.116	0.234	5.94	F	F	K
LC 020B 09									0.750	19.05	6.00	0.107	0.250	6.35	F	F	K
LC 020B 10									0.875	22.23	5.10	0.091	0.285	7.24	F	F	K
LC 020B 11									1.000	25.40	4.50	0.080	0.315	8.00	F	F	K
LC 020B 12									1.250	31.75	3.50	0.062	0.385	9.78	F	F	K
LC 020B 13									1.375	34.93	3.20	0.057	0.420	10.67	F	F	K
LC 020B 14									1.500	38.10	2.90	0.052	0.450	11.43	F	F	K
LC 020B 15									1.750	44.45	2.40	0.043	0.530	13.46	F	F	K

COMPRESSION SPRINGS



### SPECIAL INSTRUCTIONS FOR COMPRESSION SERIES

**STOCK NUMBERS:** Add "M" to end of Stock Number for Music Wire; "S" for Type 302 Stainless; "S316" for Type 316 Stainless.

**PRICING:** See Inside Back Cover for up to 199 pricing. To price or order up to 1000 pcs., visit [leespring.com](http://leespring.com); 1000+ pcs. contact Lee Spring.

**CALCULATIONS:** Spring Rate and Load at Solid Hgt. are for Music Wire. For Type 302 or Type 316 Stainless, multiply figures shown by 5/6 (.833).

\*Note: Type 302 may be substituted with Type 304 at Lee Spring's discretion.

# COMPRESSION SPRINGS: STANDARD SERIES (INCH)

ENDS ARE GROUND • Music Wire (Plated), 302 Stainless Steel\* (Passivated),  
or 316 Stainless Steel (Passivated Ultrasonically Cleaned)

COMPRESSION SPRINGS

LEE STOCK NUMBER	OUTSIDE DIAMETER		TO WORK IN HOLE DIAMETER		WIRE DIAMETER		APPROX. LOAD AT SOLID HGT.		FREE LENGTH		SPRING RATE		SOLID HEIGHT		PRICE GROUP		
	IN.	MM	IN.	MM	IN.	MM	LB.	KG	IN.	MM	LB/IN.	KG/MM	IN.	MM	Music Wire	302 Stainless*	316 Stainless
LC 022B 01	.180	4.57	.188	4.78	.022	.56	4.000	1.814	0.250	6.35	30.00	0.536	0.111	2.82	F	F	K
LC 022B 02									0.313	7.95	24.00	0.428	0.128	3.25	F	F	K
LC 022B 03									0.375	9.53	20.00	0.357	0.144	3.66	F	F	K
LC 022B 04									0.438	11.13	17.00	0.303	0.161	4.09	F	F	K
LC 022B 05									0.500	12.70	14.00	0.250	0.188	4.78	F	F	K
LC 022B 06									0.563	14.30	12.00	0.214	0.210	5.33	F	F	K
LC 022B 07									0.625	15.88	10.50	0.187	0.238	6.04	F	F	K
LC 022B 08									0.688	17.48	9.50	0.169	0.260	6.60	F	F	K
LC 022B 09									0.750	19.05	8.50	0.152	0.287	7.29	F	F	K
LC 022B 10									0.813	20.65	7.50	0.134	0.310	7.87	F	F	K
LC 022B 11									0.938	23.83	6.70	0.119	0.346	8.79	F	F	K
LC 022B 12									1.000	25.40	6.30	0.112	0.368	9.35	F	F	K
LC 022B 13									1.125	28.58	5.50	0.098	0.403	10.24	F	F	K
LC 022B 14									1.250	31.75	5.00	0.089	0.446	11.33	F	F	K
LC 022B 15									1.500	38.10	4.10	0.073	0.527	13.38	F	F	K
LC 022B 16									1.750	44.45	3.50	0.063	0.620	15.74	F	F	K
LC 024B 01	.180	4.57	.188	4.78	.024	.61	5.375	2.434	0.250	6.35	44.00	0.784	0.130	3.30	F	F	K
LC 024B 02									0.313	7.95	33.00	0.588	0.158	4.01	F	F	K
LC 024B 03									0.375	9.53	26.50	0.472	0.178	4.52	F	F	K
LC 024B 04									0.438	11.13	22.00	0.392	0.202	5.13	F	F	K
LC 024B 05									0.500	12.70	19.00	0.339	0.221	5.61	F	F	K
LC 024B 06									0.563	14.30	16.50	0.294	0.248	6.30	F	F	K
LC 024B 07									0.625	15.88	15.00	0.267	0.269	6.83	F	F	K
LC 024B 08									0.750	19.05	12.00	0.214	0.322	8.18	F	F	K
LC 024B 09									0.875	22.23	10.30	0.184	0.370	9.40	F	F	K
LC 024B 10									1.000	25.40	9.00	0.160	0.416	10.57	F	F	K
LC 024B 11									1.125	28.58	7.80	0.139	0.466	11.84	F	F	K
LC 024B 12									1.250	31.75	7.00	0.125	0.510	12.95	F	F	K
LC 024B 13									1.500	38.10	5.80	0.104	0.598	15.19	F	F	K
LC 024B 14									1.750	44.45	5.00	0.089	0.672	17.07	F	F	K
LC 024B 15									2.000	50.80	4.30	0.077	0.769	19.53	F	F	K
LC 026B 01	.180	4.57	.188	4.78	.026	.66	6.900	3.130	0.250	6.35	60.00	1.071	0.138	3.51	F	F	K
LC 026B 02									0.313	7.95	47.00	0.838	0.157	3.99	F	F	K
LC 026B 03									0.375	9.53	37.00	0.660	0.190	4.83	F	F	K
LC 026B 04									0.438	11.13	31.00	0.553	0.215	5.46	F	F	K
LC 026B 05									0.500	12.70	27.00	0.482	0.235	5.97	F	F	K
LC 026B 06									0.563	14.30	23.00	0.411	0.274	6.96	F	F	K
LC 026B 07									0.625	15.88	21.00	0.374	0.287	7.29	F	F	K
LC 026B 08									0.688	17.48	19.00	0.339	0.313	7.95	F	F	K
LC 026B 09									0.750	19.05	17.00	0.303	0.345	8.76	F	F	K
LC 026B 10									0.813	20.65	16.00	0.285	0.365	9.27	F	F	K
LC 026B 11									0.875	22.23	15.00	0.268	0.391	9.93	F	F	K
LC 026B 12									1.000	25.40	12.30	0.220	0.453	11.51	F	F	K
LC 026B 13									1.125	28.58	10.80	0.192	0.512	13.00	F	F	K
LC 026B 14									1.250	31.75	9.70	0.173	0.552	14.02	F	F	K
LC 026B 15									1.500	38.10	8.00	0.143	0.680	17.27	F	F	K
LC 026B 16									1.750	44.45	6.90	0.123	0.766	19.46	F	F	K
LC 026B 17	2.000	50.80	6.00	0.107	0.871	22.12	F	F	K								

### SPECIAL INSTRUCTIONS FOR COMPRESSION SERIES

**STOCK NUMBERS:** Add "M" to end of Stock Number for Music Wire; "S" for Type 302 Stainless; "S316" for Type 316 Stainless.

**PRICING:** See Inside Back Cover for up to 199 pricing. To price or order up to 1000 pcs., visit leespring.com; 1000+ pcs. contact Lee Spring.

**CALCULATIONS:** Spring Rate and Load at Solid Hgt. are for Music Wire. For Type 302 or Type 316 Stainless, multiply figures shown by 5/6 (.833).


\*Note: Type 302 may be substituted with Type 304 at Lee Spring's discretion.

# COMPRESSION SPRINGS: STANDARD SERIES (INCH)

ENDS ARE GROUND • Music Wire (Plated), 302 Stainless Steel\* (Passivated), or 316 Stainless Steel (Passivated Ultrasonically Cleaned)

COMPRESSION SPRINGS

LEE STOCK NUMBER	OUTSIDE DIAMETER		TO WORK IN HOLE DIAMETER		WIRE DIAMETER		APPROX. LOAD AT SOLID HGT.		FREE LENGTH		SPRING RATE		SOLID HEIGHT		PRICE GROUP		
	IN.	MM	IN.	MM	IN.	MM	LB.	KG	IN.	MM	LB/IN.	KG/MM	IN.	MM	Music Wire	302 Stainless*	316 Stainless
LC 029B 0	.180	4.57	.188	4.78	.029	.74	9.500	4.302	0.250	6.35	97.80	1.747	0.159	4.04	F	F	K
LC 029B 01									0.313	7.95	76.00	1.355	0.187	4.75	F	F	K
LC 029B 02									0.375	9.53	61.00	1.088	0.220	5.59	F	F	K
LC 029B 03									0.438	11.13	50.00	0.892	0.249	6.32	F	F	K
LC 029B 04									0.500	12.70	43.00	0.767	0.280	7.11	F	F	K
LC 029B 05									0.563	14.30	37.50	0.669	0.315	8.00	F	F	K
LC 029B 06									0.625	15.88	33.00	0.588	0.344	8.74	F	F	K
LC 029B 07									0.688	17.48	30.00	0.535	0.372	9.45	F	F	K
LC 029B 08									0.750	19.05	27.00	0.481	0.410	10.41	F	F	K
LC 029B 09									0.813	20.65	25.00	0.446	0.437	11.10	F	F	K
LC 029B 10									0.875	22.23	23.00	0.410	0.468	11.89	F	F	K
LC 029B 11									0.938	23.83	21.25	0.379	0.502	12.75	F	F	K
LC 029B 12									1.000	25.40	19.50	0.348	0.532	13.51	F	F	K
LC 029B 13									1.125	28.58	17.50	0.312	0.590	14.99	F	F	K
LC 029B 14									1.250	31.75	15.50	0.276	0.647	16.43	F	F	K
LC 029B 15									1.375	34.93	14.00	0.250	0.715	18.16	F	F	K
LC 029B 16									1.500	38.10	12.75	0.227	0.770	19.56	F	F	K
LC 029B 17									1.750	44.45	10.80	0.192	0.885	22.48	F	F	K
LC 029B 18	2.000	50.80	9.50	0.169	1.015	25.78	F	F	K								
LC 032B 01	.180	4.57	.188	4.78	.032	.81	12.607	5.719	0.313	7.95	122.00	2.179	0.193	4.90	F	F	K
LC 032B 02									0.375	9.53	95.00	1.694	0.233	5.92	F	F	K
LC 032B 03									0.438	11.13	80.00	1.426	0.257	6.53	F	F	K
LC 032B 04									0.500	12.70	65.00	1.159	0.305	7.75	F	F	K
LC 032B 05									0.563	14.30	58.00	1.034	0.337	8.56	F	F	K
LC 032B 06									0.625	15.88	51.00	0.911	0.369	9.37	F	F	K
LC 032B 07									0.688	17.48	47.00	0.838	0.393	9.98	F	F	K
LC 032B 08									0.750	19.05	41.00	0.731	0.450	11.43	F	F	K
LC 032B 09									0.813	20.65	37.00	0.660	0.481	12.22	F	F	K
LC 032B 10									0.875	22.23	34.00	0.606	0.530	13.46	F	F	K
LC 032B 11									0.938	23.83	32.00	0.570	0.561	14.25	F	F	K
LC 032B 12									1.000	25.40	29.00	0.518	0.601	15.27	F	F	K
LC 032B 13									1.125	28.58	26.00	0.464	0.674	17.12	G	G	L
LC 032B 14									1.250	31.75	23.50	0.419	0.739	18.77	G	G	L
LC 032B 15									1.375	34.93	21.00	0.374	0.819	20.80	G	G	L
LC 032B 16									1.500	38.10	19.50	0.348	0.877	22.28	G	G	L
LC 032B 17									1.750	44.45	16.50	0.294	0.994	25.25	G	G	L
LC 032B 18									2.000	50.80	14.20	0.253	1.181	30.00	G	G	L



### SPECIAL INSTRUCTIONS FOR COMPRESSION SERIES

**STOCK NUMBERS:** Add "M" to end of Stock Number for Music Wire; "S" for Type 302 Stainless; "S316" for Type 316 Stainless.

**PRICING:** See Inside Back Cover for up to 199 pricing. To price or order up to 1000 pcs., visit leespring.com; 1000+ pcs. contact Lee Spring.

**CALCULATIONS:** Spring Rate and Load at Solid Hgt. are for Music Wire. For Type 302 or Type 316 Stainless, multiply figures shown by 5/6 (.833).

\*Note: Type 302 may be substituted with Type 304 at Lee Spring's discretion.

# COMPRESSION SPRINGS: STANDARD SERIES (INCH)

ENDS ARE GROUND • Music Wire (Plated), 302 Stainless Steel\* (Passivated),  
or 316 Stainless Steel (Passivated Ultrasonically Cleaned)

COMPRESSION SPRINGS

LEE STOCK NUMBER	OUTSIDE DIAMETER		TO WORK IN HOLE DIAMETER		WIRE DIAMETER		APPROX. LOAD AT SOLID HGT.		FREE LENGTH		SPRING RATE		SOLID HEIGHT		PRICE GROUP		
	IN.	MM	IN.	MM	IN.	MM	LB.	KG	IN.	MM	LB/IN.	KG/MM	IN.	MM	Music Wire	302 Stainless*	316 Stainless
LC 035B 01	.180	4.57	.188	4.78	.035	.89	16.610	7.540	0.375	9.53	139.20	2.486	0.263	6.69	F	F	K
LC 035B 02									0.438	11.13	115.37	2.060	0.303	7.69	F	F	K
LC 035B 03									0.500	12.70	98.73	1.763	0.342	8.68	F	F	K
LC 035B 04									0.563	14.30	86.12	1.538	0.381	9.68	F	F	K
LC 035B 05									0.625	15.88	76.50	1.366	0.420	10.67	F	F	K
LC 035B 06									0.688	17.48	68.70	1.227	0.460	11.67	F	F	K
LC 035B 07									0.750	19.05	62.43	1.115	0.498	12.66	F	F	K
LC 035B 08									0.813	20.65	57.14	1.020	0.538	13.66	G	G	L
LC 035B 09									0.875	22.23	52.74	0.942	0.577	14.65	G	G	L
LC 035B 10									0.938	23.83	48.91	0.873	0.616	15.65	G	G	L
LC 035B 11									1.000	25.40	45.65	0.815	0.655	16.64	G	G	L
LC 035B 12									1.125	28.58	40.24	0.719	0.734	18.63	G	G	L
LC 035B 13									1.250	31.75	35.98	0.643	0.812	20.62	G	G	L
LC 035B 14									1.375	34.93	32.53	0.581	0.890	22.61	G	G	L
LC 035B 15									1.500	38.10	29.69	0.530	0.969	24.60	G	G	L
LC 035B 16									1.750	44.45	25.27	0.451	1.125	28.58	G	G	L
LC 035B 17									2.000	50.80	22.00	0.393	1.282	32.57	G	G	L
LC 035B 18									2.250	57.15	19.47	0.348	1.439	36.55	G	G	L
LC 014BB 01	.188	4.78	.203	5.16	.014	.36	.594	.269	0.250	6.35	3.40	0.061	0.075	1.91	F	F	K
LC 014BB 02									0.313	7.95	2.65	0.047	0.088	2.25	F	F	K
LC 014BB 03									0.375	9.53	2.17	0.039	0.101	2.58	F	F	K
LC 014BB 04									0.438	11.13	1.84	0.033	0.115	2.91	F	F	K
LC 014BB 05									0.500	12.70	1.60	0.029	0.128	3.24	F	F	K
LC 014BB 06									0.563	14.30	1.41	0.025	0.141	3.57	F	F	K
LC 014BB 07									0.625	15.88	1.26	0.023	0.154	3.90	F	F	K
LC 014BB 08									0.750	19.05	1.04	0.019	0.180	4.57	F	F	K
LC 014BB 09									0.875	22.23	0.89	0.016	0.206	5.23	F	F	K
LC 014BB 10									1.000	25.40	0.78	0.014	0.232	5.90	F	F	K
LC 014BB 11									1.250	31.75	0.62	0.011	0.284	7.22	F	F	K
LC 014BB 12									1.375	34.93	0.56	0.010	0.311	7.89	F	F	K
LC 014BB 13									1.500	38.10	0.51	0.009	0.337	8.55	F	F	K
LC 014BB 14									1.750	44.45	0.44	0.008	0.389	9.88	F	F	K
LC 018BB 01	.188	4.78	.203	5.16	.018	.46	2.509	1.138	0.250	6.35	14.57	0.260	0.078	1.98	F	F	K
LC 018BB 02									0.313	7.95	11.26	0.201	0.090	2.28	F	F	K
LC 018BB 03									0.375	9.53	9.20	0.164	0.102	2.58	F	F	K
LC 018BB 04									0.438	11.13	7.76	0.139	0.114	2.89	F	F	K
LC 018BB 05									0.500	12.70	7.00	0.125	0.122	3.11	F	F	K
LC 018BB 06									0.563	14.30	5.92	0.106	0.137	3.49	F	F	K
LC 018BB 07									0.625	15.88	5.29	0.095	0.149	3.79	F	F	K
LC 018BB 08									0.688	17.48	4.78	0.085	0.161	4.10	F	F	K
LC 018BB 09									0.750	19.05	4.37	0.078	0.173	4.40	F	F	K
LC 018BB 10									0.875	22.23	3.72	0.066	0.197	5.00	F	F	K
LC 018BB 11									0.938	23.83	3.46	0.062	0.209	5.31	F	F	K
LC 018BB 12									1.000	25.40	3.10	0.055	0.237	6.03	F	F	K
LC 018BB 13									1.125	28.58	2.86	0.051	0.245	6.21	F	F	K
LC 018BB 14									1.250	31.75	2.57	0.046	0.268	6.82	F	F	K
LC 018BB 15									1.500	38.10	2.13	0.038	0.316	8.03	F	F	K
LC 018BB 16									1.750	44.45	1.82	0.032	0.364	9.24	F	F	K

### SPECIAL INSTRUCTIONS FOR COMPRESSION SERIES

**STOCK NUMBERS:** Add "M" to end of Stock Number for Music Wire; "S" for Type 302 Stainless; "S316" for Type 316 Stainless.

**PRICING:** See Inside Back Cover for up to 199 pricing. To price or order up to 1000 pcs., visit leespring.com; 1000+ pcs. contact Lee Spring.

**CALCULATIONS:** Spring Rate and Load at Solid Hgt. are for Music Wire. For Type 302 or Type 316 Stainless, multiply figures shown by 5/6 (.833).

\*Note: Type 302 may be substituted with Type 304 at Lee Spring's discretion.




# COMPRESSION SPRINGS: STANDARD SERIES (INCH)

ENDS ARE GROUND • Music Wire (Plated), 302 Stainless Steel\* (Passivated),  
or 316 Stainless Steel (Passivated Ultrasonically Cleaned)

LEE STOCK NUMBER	OUTSIDE DIAMETER		TO WORK IN HOLE DIAMETER		WIRE DIAMETER		APPROX. LOAD AT SOLID HGT.		FREE LENGTH		SPRING RATE		SOLID HEIGHT		PRICE GROUP		
	IN.	MM	IN.	MM	IN.	MM	LB.	KG	IN.	MM	LB/IN.	KG/MM	IN.	MM	Music Wire	302 Stainless*	316 Stainless
															M	S	S316
LC 020BB 01	.188	4.78	.203	5.16	.020	.51	3.212	1.457	0.250	6.35	20.42	0.365	0.093	2.36	F	F	K
LC 020BB 02									0.313	7.95	15.71	0.280	0.108	2.75	F	F	K
LC 020BB 03									0.375	9.53	12.80	0.229	0.123	3.13	F	F	K
LC 020BB 04									0.438	11.13	10.77	0.192	0.139	3.53	F	F	K
LC 020BB 05									0.500	12.70	9.32	0.166	0.154	3.91	F	F	K
LC 020BB 06									0.563	14.30	8.20	0.146	0.170	4.31	F	F	K
LC 020BB 07									0.625	15.88	7.33	0.131	0.185	4.69	F	F	K
LC 020BB 08									0.688	17.48	6.62	0.118	0.200	5.09	F	F	K
LC 020BB 09									0.750	19.05	6.04	0.108	0.215	5.47	F	F	K
LC 020BB 10									0.875	22.23	5.14	0.092	0.246	6.25	F	F	K
LC 020BB 11									0.938	23.83	4.78	0.085	0.262	6.64	F	F	K
LC 020BB 12									1.000	25.40	4.47	0.080	0.277	7.03	F	F	K
LC 020BB 13									1.125	28.58	3.95	0.071	0.307	7.81	F	F	K
LC 020BB 14									1.250	31.75	3.54	0.063	0.338	8.59	F	F	K
LC 020BB 15									1.500	38.10	2.94	0.052	0.399	10.15	F	F	K
LC 020BB 16									1.750	44.45	2.51	0.045	0.461	11.70	F	F	K
LC 023BB 01	.188	4.78	.203	5.16	.023	.58	4.000	1.814	0.250	6.35	30.77	0.549	0.120	3.05	F	F	K
LC 023BB 02									0.313	7.95	23.51	0.420	0.142	3.62	F	F	K
LC 023BB 03									0.375	9.53	19.08	0.341	0.164	4.18	F	F	K
LC 023BB 04									0.438	11.13	16.01	0.286	0.187	4.75	F	F	K
LC 023BB 05									0.500	12.70	13.82	0.247	0.209	5.31	F	F	K
LC 023BB 06									0.563	14.30	12.14	0.217	0.231	5.88	F	F	K
LC 023BB 07									0.625	15.88	10.84	0.194	0.253	6.44	F	F	K
LC 023BB 08									0.750	19.05	8.92	0.159	0.298	7.57	F	F	K
LC 023BB 09									0.875	22.23	7.57	0.135	0.342	8.70	F	F	K
LC 023BB 10									1.000	25.40	6.58	0.117	0.387	9.83	F	F	K
LC 023BB 11									1.250	31.75	5.21	0.093	0.476	12.09	F	F	K
LC 023BB 12									1.375	34.93	4.72	0.084	0.520	13.22	F	F	K
LC 023BB 13									1.500	38.10	4.32	0.077	0.565	14.35	F	F	K
LC 023BB 14									1.750	44.45	3.65	0.065	0.654	16.61	F	F	K
LC 023BB 15									2.000	50.80	3.18	0.057	0.743	18.87	F	F	K
LC 026BB 01	.188	4.78	.203	5.16	.026	.66	7.683	3.485	0.250	6.35	61.09	1.091	0.124	3.16	F	F	K
LC 026BB 02									0.313	7.95	46.35	0.828	0.147	3.73	F	F	K
LC 026BB 03									0.375	9.53	37.45	0.669	0.169	4.29	F	F	K
LC 026BB 04									0.438	11.13	31.34	0.560	0.191	4.86	F	F	K
LC 026BB 05									0.500	12.70	27.00	0.482	0.213	5.42	F	F	K
LC 026BB 06									0.563	14.30	23.67	0.423	0.236	5.99	F	F	K
LC 026BB 07									0.625	15.88	21.11	0.377	0.258	6.56	F	F	K
LC 026BB 08									0.688	17.48	19.02	0.340	0.281	7.13	F	F	K
LC 026BB 09									0.750	19.05	17.33	0.309	0.303	7.69	F	F	K
LC 026BB 10									0.875	22.23	14.70	0.262	0.347	8.82	F	F	K
LC 026BB 11									0.938	23.83	13.65	0.244	0.370	9.39	F	F	K
LC 026BB 12									1.000	25.40	12.20	0.218	0.398	10.12	F	F	K
LC 026BB 13									1.125	28.58	11.19	0.200	0.439	11.16	F	F	K
LC 026BB 14									1.250	31.75	10.03	0.179	0.484	12.30	F	F	K
LC 026BB 15									1.500	38.10	8.30	0.148	0.574	14.58	F	F	K
LC 026BB 16	1.750	44.45	7.07	0.126	0.664	16.86	F	F	K								

COMPRESSION SPRINGS



### SPECIAL INSTRUCTIONS FOR COMPRESSION SERIES

**STOCK NUMBERS:** Add "M" to end of Stock Number for Music Wire; "S" for Type 302 Stainless; "S316" for Type 316 Stainless.

**PRICING:** See Inside Back Cover for up to 199 pricing. To price or order up to 1000 pcs., visit [leespring.com](http://leespring.com); 1000+ pcs. contact Lee Spring.

**CALCULATIONS:** Spring Rate and Load at Solid Hgt. are for Music Wire. For Type 302 or Type 316 Stainless, multiply figures shown by 5/6 (.833).

\*Note: Type 302 may be substituted with Type 304 at Lee Spring's discretion.

# COMPRESSION SPRINGS: STANDARD SERIES (INCH)

ENDS ARE GROUND • Music Wire (Plated), 302 Stainless Steel\* (Passivated),  
or 316 Stainless Steel (Passivated Ultrasonically Cleaned)

COMPRESSION SPRINGS

LEE STOCK NUMBER	OUTSIDE DIAMETER		TO WORK IN HOLE DIAMETER		WIRE DIAMETER		APPROX. LOAD AT SOLID HGT.		FREE LENGTH		SPRING RATE		SOLID HEIGHT		PRICE GROUP		
	IN.	MM	IN.	MM	IN.	MM	LB.	KG	IN.	MM	LB/IN.	KG/MM	IN.	MM	Music Wire	302 Stainless*	316 Stainless
LC 029BB 01	.188	4.78	.203	5.16	.029	.74	10.630	4.822	0.250	6.35	97.31	1.738	0.141	3.58	F	F	K
LC 029BB 02									0.313	7.95	73.27	1.308	0.167	4.25	F	F	K
LC 029BB 03									0.375	9.53	58.94	1.053	0.193	4.92	F	F	K
LC 029BB 04									0.438	11.13	49.17	0.878	0.220	5.59	F	F	K
LC 029BB 05									0.500	12.70	42.27	0.755	0.246	6.25	F	F	K
LC 029BB 06									0.563	14.30	37.00	0.661	0.273	6.93	F	F	K
LC 029BB 07									0.625	15.88	32.95	0.588	0.299	7.59	F	F	K
LC 029BB 08									0.688	17.48	29.66	0.530	0.326	8.27	F	F	K
LC 029BB 09									0.750	19.05	27.00	0.482	0.352	8.93	F	F	K
LC 029BB 10									0.813	20.65	24.75	0.442	0.378	9.61	F	F	K
LC 029BB 11									0.875	22.23	22.87	0.408	0.404	10.27	F	F	K
LC 029BB 12									0.938	23.83	21.23	0.379	0.431	10.95	F	F	K
LC 029BB 13									1.125	28.58	17.51	0.313	0.510	12.95	F	F	K
LC 029BB 14									1.250	31.75	15.67	0.280	0.563	14.29	F	F	K
LC 029BB 15									1.375	34.93	14.19	0.253	0.615	15.63	F	F	K
LC 029BB 16									1.500	38.10	12.80	0.229	0.668	16.97	F	F	K
LC 029BB 17									1.750	44.45	11.04	0.197	0.774	19.65	F	F	K
LC 029BB 18									2.000	50.80	9.62	0.172	0.879	22.33	F	F	K
LC 032BB 01	.188	4.78	.203	5.16	.032	.81	14.110	6.399	0.250	6.35	151.54	2.706	0.157	3.99	F	F	K
LC 032BB 02									0.313	7.95	113.20	2.021	0.188	4.77	F	F	K
LC 032BB 03									0.375	9.53	90.63	1.618	0.218	5.54	F	F	K
LC 032BB 04									0.438	11.13	75.36	1.346	0.249	6.32	F	F	K
LC 032BB 05									0.500	12.70	64.65	1.154	0.279	7.09	F	F	K
LC 032BB 06									0.563	14.30	56.49	1.009	0.310	7.87	F	F	K
LC 032BB 07									0.625	15.88	50.24	0.897	0.340	8.65	F	F	K
LC 032BB 08									0.688	17.48	45.17	0.807	0.371	9.43	F	F	K
LC 032BB 09									0.750	19.05	41.09	0.734	0.401	10.20	F	F	K
LC 032BB 10									0.813	20.65	37.63	0.672	0.432	10.98	F	F	K
LC 032BB 11									0.875	22.23	34.75	0.621	0.463	11.75	F	F	K
LC 032BB 12									0.938	23.83	32.25	0.576	0.493	12.53	F	F	K
LC 032BB 13									1.000	25.40	30.11	0.538	0.524	13.30	F	F	K
LC 032BB 14									1.125	28.58	26.57	0.474	0.585	14.86	G	G	L
LC 032BB 15									1.250	31.75	23.77	0.424	0.646	16.41	G	G	L
LC 032BB 16									1.375	34.93	21.50	0.384	0.707	17.96	G	G	L
LC 032BB 17									1.500	38.10	19.40	0.346	0.768	19.52	G	G	L
LC 032BB 18									1.750	44.45	16.72	0.299	0.891	22.62	G	G	L
LC 032BB 19									2.000	50.80	14.56	0.260	1.013	25.73	G	G	L

### SPECIAL INSTRUCTIONS FOR COMPRESSION SERIES

**STOCK NUMBERS:** Add "M" to end of Stock Number for Music Wire; "S" for Type 302 Stainless; "S316" for Type 316 Stainless.

**PRICING:** See Inside Back Cover for up to 199 pricing. To price or order up to 1000 pcs., visit leespring.com; 1000+ pcs. contact Lee Spring.

**CALCULATIONS:** Spring Rate and Load at Solid Hgt. are for Music Wire. For Type 302 or Type 316 Stainless, multiply figures shown by 5/6 (.833).

\*Note: Type 302 may be substituted with Type 304 at Lee Spring's discretion.

# COMPRESSION SPRINGS: STANDARD SERIES (INCH)

ENDS ARE GROUND • Music Wire (Plated), 302 Stainless Steel\* (Passivated),  
or 316 Stainless Steel (Passivated Ultrasonically Cleaned)

COMPRESSION SPRINGS

LEE STOCK NUMBER	OUTSIDE DIAMETER		TO WORK IN HOLE DIAMETER		WIRE DIAMETER		APPROX. LOAD AT SOLID HGT.		FREE LENGTH		SPRING RATE		SOLID HEIGHT		PRICE GROUP		
	IN.	MM	IN.	MM	IN.	MM	LB.	KG	IN.	MM	LB/IN.	KG/MM	IN.	MM	Music Wire	302 Stainless*	316 Stainless
LC 018BC 01	.210	5.33	.219	5.56	.018	.46	2.000	.910	0.250	6.35	11.10	0.199	0.074	1.88	G	G	L
LC 018BC 02									0.313	7.95	8.60	0.153	0.085	2.16	G	G	L
LC 018BC 03									0.375	9.53	7.00	0.125	0.096	2.43	G	G	L
LC 018BC 04									0.438	11.13	5.90	0.106	0.107	2.71	G	G	L
LC 018BC 05									0.500	12.70	5.10	0.092	0.117	2.98	G	G	L
LC 018BC 06									0.563	14.30	4.50	0.081	0.128	3.26	G	G	L
LC 018BC 07									0.625	15.88	4.00	0.072	0.139	3.53	G	G	L
LC 018BC 08									0.688	17.48	3.70	0.065	0.150	3.81	G	G	L
LC 018BC 09									0.750	19.05	3.30	0.060	0.161	4.08	G	G	L
LC 018BC 10									0.813	20.65	3.10	0.055	0.172	4.36	G	G	L
LC 018BC 11									0.880	22.35	2.80	0.050	0.183	4.66	G	G	L
LC 018BC 12									1.000	25.40	2.50	0.044	0.204	5.18	G	G	L
LC 018BC 13									1.250	31.75	2.00	0.035	0.247	6.28	G	G	L
LC 018BC 14									1.500	38.10	1.60	0.029	0.291	7.39	G	G	L
LC 018BC 15									1.750	44.45	1.40	0.025	0.332	8.43	G	G	L
LC 018BC 16									2.000	50.80	1.20	0.021	0.381	9.67	G	G	L
LC 022BC 00	.210	5.33	.219	5.56	.022	.56	3.000	1.359	0.250	6.35	19.80	0.354	0.112	2.84	G	G	L
LC 022BC 0									0.313	7.95	15.20	0.271	0.130	3.30	G	G	L
LC 022BC 01									0.375	9.53	12.25	0.218	0.139	3.53	G	G	L
LC 022BC 02									0.438	11.13	10.50	0.187	0.156	3.96	G	G	L
LC 022BC 03									0.500	12.70	9.00	0.160	0.174	4.42	G	G	L
LC 022BC 04									0.563	14.30	7.90	0.141	0.193	4.90	G	G	L
LC 022BC 05									0.625	15.88	7.00	0.125	0.209	5.31	G	G	L
LC 022BC 06									0.688	17.48	6.30	0.112	0.229	5.82	G	G	L
LC 022BC 07									0.750	19.05	5.70	0.102	0.246	6.25	G	G	L
LC 022BC 08									0.813	20.65	5.25	0.094	0.264	6.70	G	G	L
LC 022BC 09									1.000	25.40	4.20	0.075	0.317	8.05	G	G	L
LC 022BC 10									1.250	31.75	3.40	0.061	0.389	9.88	G	G	L
LC 022BC 11									1.500	38.10	2.75	0.049	0.476	12.09	G	G	L
LC 022BC 12	1.750	44.45	2.39	0.043	0.547	13.89	G	G	L								
LC 022BC 13	2.000	50.80	2.08	0.037	0.621	15.78	G	G	L								
LC 026BC 00	.210	5.33	.219	5.56	.026	.66	5.000	2.264	0.250	6.35	38.40	0.686	0.137	3.48	G	G	L
LC 026BC 0									0.313	7.95	29.30	0.523	0.160	4.06	G	G	L
LC 026BC 01									0.375	9.53	23.50	0.419	0.176	4.47	G	G	L
LC 026BC 02									0.438	11.13	19.80	0.353	0.200	5.08	G	G	L
LC 026BC 03									0.500	12.70	17.00	0.303	0.224	5.69	G	G	L
LC 026BC 04									0.563	14.30	15.00	0.267	0.247	6.27	G	G	L
LC 026BC 05									0.625	15.88	13.00	0.232	0.271	6.88	G	G	L
LC 026BC 06									0.688	17.48	12.00	0.214	0.294	7.47	G	G	L
LC 026BC 07									0.750	19.05	11.00	0.196	0.319	8.10	G	G	L
LC 026BC 08									0.813	20.65	10.00	0.178	0.344	8.74	G	G	L
LC 026BC 09									1.000	25.40	8.00	0.143	0.416	10.57	G	G	L
LC 026BC 10									1.250	31.75	6.30	0.112	0.510	12.95	G	G	L
LC 026BC 11	1.500	38.10	5.25	0.094	0.605	15.37	G	G	L								
LC 026BC 12	1.750	44.45	4.47	0.080	0.713	18.10	G	G	L								
LC 026BC 13	2.000	50.80	3.90	0.070	0.809	20.55	G	G	L								



### SPECIAL INSTRUCTIONS FOR COMPRESSION SERIES

**STOCK NUMBERS:** Add "M" to end of Stock Number for Music Wire; "S" for Type 302 Stainless; "S316" for Type 316 Stainless.  
**PRICING:** See Inside Back Cover for up to 199 pricing. To price or order up to 1000 pcs., visit [leespring.com](http://leespring.com); 1000+ pcs. contact Lee Spring.  
**CALCULATIONS:** Spring Rate and Load at Solid Hgt. are for Music Wire. For Type 302 or Type 316 Stainless, multiply figures shown by 5/6 (.833).  
 \*Note: Type 302 may be substituted with Type 304 at Lee Spring's discretion.

# COMPRESSION SPRINGS: STANDARD SERIES (INCH)

ENDS ARE GROUND • Music Wire (Plated), 302 Stainless Steel\* (Passivated),  
or 316 Stainless Steel (Passivated Ultrasonically Cleaned)

COMPRESSION SPRINGS

LEE STOCK NUMBER	OUTSIDE DIAMETER		TO WORK IN HOLE DIAMETER		WIRE DIAMETER		APPROX. LOAD AT SOLID HGT.		FREE LENGTH		SPRING RATE		SOLID HEIGHT		PRICE GROUP		
	IN.	MM	IN.	MM	IN.	MM	LB.	KG	IN.	MM	LB./IN.	KG/MM	IN.	MM	Music Wire	302 Stainless*	316 Stainless
															M	S	S316
LC 016BD 01									0.250	6.35	4.71	0.084	0.075	1.90	G	G	L
LC 016BD 02									0.313	7.95	3.65	0.065	0.087	2.21	G	G	L
LC 016BD 03									0.375	9.53	2.99	0.053	0.099	2.51	G	G	L
LC 016BD 04									0.438	11.13	2.53	0.045	0.111	2.81	G	G	L
LC 016BD 05									0.500	12.70	2.19	0.039	0.123	3.12	G	G	L
LC 016BD 06									0.563	14.30	1.93	0.034	0.135	3.42	G	G	L
LC 016BD 07	.218	5.54	.234	5.95	.016	.41	.825	.374	0.625	15.88	1.73	0.031	0.147	3.72	G	G	L
LC 016BD 08									0.750	19.05	1.43	0.026	0.171	4.33	G	G	L
LC 016BD 09									0.875	22.23	1.22	0.022	0.194	4.94	G	G	L
LC 016BD 10									1.000	25.40	1.06	0.019	0.218	5.55	G	G	L
LC 016BD 11									1.250	31.75	0.84	0.015	0.266	6.77	G	G	L
LC 016BD 12									1.375	34.93	0.76	0.014	0.290	7.37	G	G	L
LC 016BD 13									1.500	38.10	0.70	0.012	0.314	7.98	G	G	L
LC 016BD 14									1.750	44.45	0.60	0.011	0.362	9.20	G	G	L
LC 018BD 01									0.250	6.35	6.33	0.113	0.095	2.41	G	G	L
LC 018BD 02									0.313	7.95	4.89	0.087	0.112	2.84	G	G	L
LC 018BD 03									0.375	9.53	3.99	0.071	0.128	3.26	G	G	L
LC 018BD 04									0.438	11.13	3.37	0.060	0.145	3.69	G	G	L
LC 018BD 05									0.500	12.70	2.92	0.052	0.162	4.12	G	G	L
LC 018BD 06									0.563	14.30	2.57	0.046	0.179	4.55	G	G	L
LC 018BD 07	.218	5.54	.234	5.95	.018	.46	.982	.446	0.625	15.88	2.30	0.041	0.196	4.97	G	G	L
LC 018BD 08									0.750	19.05	1.90	0.034	0.230	5.83	G	G	L
LC 018BD 09									0.875	22.23	1.61	0.029	0.263	6.69	G	G	L
LC 018BD 10									1.000	25.40	1.40	0.025	0.297	7.54	G	G	L
LC 018BD 11									1.250	31.75	1.12	0.020	0.364	9.25	G	G	L
LC 018BD 12									1.375	34.93	1.01	0.018	0.398	10.11	G	G	L
LC 018BD 13									1.500	38.10	0.92	0.017	0.432	10.96	G	G	L
LC 018BD 14									1.750	44.45	0.79	0.014	0.499	12.68	G	G	L
LC 020BD 01									0.250	6.35	14.43	0.258	0.085	2.17	G	G	L
LC 020BD 02									0.313	7.95	11.10	0.198	0.099	2.50	G	G	L
LC 020BD 03									0.375	9.53	9.05	0.162	0.112	2.84	G	G	L
LC 020BD 04									0.438	11.13	7.61	0.136	0.125	3.17	G	G	L
LC 020BD 05									0.500	12.70	6.59	0.118	0.138	3.50	G	G	L
LC 020BD 06									0.563	14.30	5.79	0.103	0.151	3.84	G	G	L
LC 020BD 07									0.625	15.88	5.18	0.093	0.164	4.17	G	G	L
LC 020BD 08	.218	5.54	.234	5.95	.020	.51	2.376	1.078	0.688	17.48	4.68	0.084	0.177	4.51	G	G	L
LC 020BD 09									0.750	19.05	4.27	0.076	0.190	4.84	G	G	L
LC 020BD 10									0.875	22.23	3.63	0.065	0.217	5.50	G	G	L
LC 020BD 11									1.000	25.40	3.16	0.056	0.243	6.17	G	G	L
LC 020BD 12									1.250	31.75	2.50	0.045	0.296	7.51	G	G	L
LC 020BD 13									1.375	34.93	2.27	0.041	0.322	8.17	G	G	L
LC 020BD 14									1.500	38.10	2.08	0.037	0.348	8.84	G	G	L
LC 020BD 15									1.750	44.45	1.77	0.032	0.401	10.18	G	G	L

### SPECIAL INSTRUCTIONS FOR COMPRESSION SERIES

**STOCK NUMBERS:** Add "M" to end of Stock Number for Music Wire; "S" for Type 302 Stainless; "S316" for Type 316 Stainless.

**PRICING:** See Inside Back Cover for up to 199 pricing. To price or order up to 1000 pcs., visit leespring.com; 1000+ pcs. contact Lee Spring.

**CALCULATIONS:** Spring Rate and Load at Solid Hgt. are for Music Wire. For Type 302 or Type 316 Stainless, multiply figures shown by 5/6 (.833).


\*Note: Type 302 may be substituted with Type 304 at Lee Spring's discretion.

# COMPRESSION SPRINGS: STANDARD SERIES (INCH)

ENDS ARE GROUND • Music Wire (Plated), 302 Stainless Steel\* (Passivated), or 316 Stainless Steel (Passivated Ultrasonically Cleaned)

COMPRESSION SPRINGS

LEE STOCK NUMBER	OUTSIDE DIAMETER		TO WORK IN HOLE DIAMETER		WIRE DIAMETER		APPROX. LOAD AT SOLID HGT.		FREE LENGTH		SPRING RATE		SOLID HEIGHT		PRICE GROUP		
	IN.	MM	IN.	MM	IN.	MM	LB.	KG	IN.	MM	LB/IN.	KG/MM	IN.	MM	Music Wire	302 Stainless*	316 Stainless
LC 028BD 01	.218	5.54	.234	5.95	.028	.71	6.649	3.016	0.250	6.35	54.73	0.977	0.129	3.26	G	G	L
LC 028BD 02									0.313	7.95	41.31	0.738	0.152	3.85	G	G	L
LC 028BD 03									0.375	9.53	33.29	0.594	0.174	4.42	G	G	L
LC 028BD 04									0.438	11.13	27.80	0.496	0.197	5.01	G	G	L
LC 028BD 05									0.500	12.70	23.91	0.427	0.220	5.58	G	G	L
LC 028BD 06									0.563	14.30	20.94	0.374	0.243	6.17	G	G	L
LC 028BD 07									0.625	15.88	18.66	0.333	0.265	6.74	G	G	L
LC 028BD 08									0.688	17.48	16.80	0.300	0.288	7.33	G	G	L
LC 028BD 09									0.750	19.05	15.30	0.273	0.311	7.90	G	G	L
LC 028BD 10									0.875	22.23	12.96	0.232	0.357	9.06	G	G	L
LC 028BD 11									1.000	25.40	11.25	0.201	0.402	10.22	G	G	L
LC 028BD 12									1.250	31.75	8.89	0.159	0.494	12.54	G	G	L
LC 028BD 13									1.375	34.93	8.05	0.144	0.539	13.70	G	G	L
LC 028BD 14									1.500	38.10	7.35	0.131	0.585	14.86	G	G	L
LC 028BD 15									1.750	44.45	6.27	0.112	0.676	17.18	G	G	L
LC 016C 01	.240	6.10	.250	6.35	.016	.41	1.200	.550	0.250	6.35	6.20	0.111	0.056	1.43	F	F	K
LC 016C 02									0.313	7.95	4.83	0.086	0.063	1.60	F	F	K
LC 016C 03									0.375	9.53	3.94	0.070	0.070	1.77	F	F	K
LC 016C 04									0.438	11.13	3.33	0.059	0.076	1.94	F	F	K
LC 016C 05									0.500	12.70	2.89	0.052	0.083	2.11	F	F	K
LC 016C 06									0.563	14.30	2.55	0.046	0.089	2.27	F	F	K
LC 016C 07									0.625	15.88	2.28	0.041	0.096	2.44	F	F	K
LC 016C 08									0.688	17.48	2.06	0.037	0.103	2.61	F	F	K
LC 016C 09									0.750	19.05	1.88	0.034	0.110	2.78	F	F	K
LC 016C 10									0.813	20.65	1.73	0.031	0.116	2.95	G	G	L
LC 016C 11									0.875	22.23	1.60	0.029	0.123	3.12	G	G	L
LC 016C 12									0.938	23.83	1.49	0.027	0.129	3.29	G	G	L
LC 016C 13									1.000	25.40	1.40	0.025	0.136	3.46	G	G	L
LC 016C 14									1.250	31.75	1.11	0.020	0.163	4.14	G	G	L
LC 016C 15									1.500	38.10	0.92	0.016	0.190	4.81	G	G	L
LC 016C 16									1.750	44.45	0.80	0.014	0.213	5.41	G	G	L
LC 016C 17									2.000	50.80	0.70	0.013	0.239	6.07	G	G	L



### SPECIAL INSTRUCTIONS FOR COMPRESSION SERIES

**STOCK NUMBERS:** Add "M" to end of Stock Number for Music Wire; "S" for Type 302 Stainless; "S316" for Type 316 Stainless.

**PRICING:** See Inside Back Cover for up to 199 pricing. To price or order up to 1000 pcs., visit [leespring.com](http://leespring.com); 1000+ pcs. contact Lee Spring.

**CALCULATIONS:** Spring Rate and Load at Solid Hgt. are for Music Wire. For Type 302 or Type 316 Stainless, multiply figures shown by 5/6 (.833).

\*Note: Type 302 may be substituted with Type 304 at Lee Spring's discretion.

# COMPRESSION SPRINGS: STANDARD SERIES (INCH)

ENDS ARE GROUND • Music Wire (Plated), 302 Stainless Steel\* (Passivated),  
or 316 Stainless Steel (Passivated Ultrasonically Cleaned)

COMPRESSION SPRINGS

LEE STOCK NUMBER	OUTSIDE DIAMETER		TO WORK IN HOLE DIAMETER		WIRE DIAMETER		APPROX. LOAD AT SOLID HGT.		FREE LENGTH		SPRING RATE		SOLID HEIGHT		PRICE GROUP		
	IN.	MM	IN.	MM	IN.	MM	LB.	KG	IN.	MM	LB/IN.	KG/MM	IN.	MM	Music Wire	302 Stainless*	316 Stainless
															M	S	S316
LC 018C 01									0.250	6.35	9.40	0.168	0.066	1.66	F	F	K
LC 018C 02									0.313	7.95	7.30	0.130	0.074	1.87	F	F	K
LC 018C 03									0.375	9.53	5.90	0.106	0.082	2.09	F	F	K
LC 018C 04									0.438	11.13	5.00	0.089	0.091	2.30	F	F	K
LC 018C 05									0.500	12.70	4.30	0.077	0.099	2.51	F	F	K
LC 018C 06									0.563	14.30	3.80	0.068	0.107	2.72	F	F	K
LC 018C 07									0.625	15.88	3.40	0.061	0.115	2.93	F	F	K
LC 018C 08									0.688	17.48	3.10	0.055	0.124	3.14	F	F	K
LC 018C 09	.240	6.10	.250	6.35	.018	.46	1.750	.790	0.750	19.05	2.80	0.050	0.132	3.35	F	F	K
LC 018C 10									0.813	20.65	2.60	0.046	0.140	3.56	G	G	L
LC 018C 11									0.875	22.23	2.40	0.043	0.149	3.77	G	G	L
LC 018C 12									0.938	23.83	2.20	0.040	0.157	3.98	G	G	L
LC 018C 13									1.000	25.40	2.10	0.037	0.165	4.20	G	G	L
LC 018C 14									1.250	31.75	1.70	0.030	0.198	5.04	G	G	L
LC 018C 15									1.500	38.10	1.30	0.023	0.232	5.88	G	G	L
LC 018C 16									1.750	44.45	1.20	0.021	0.259	6.59	G	G	L
LC 018C 17									2.000	50.80	1.00	0.018	0.304	7.72	G	G	L
LC 020C 01									0.250	6.35	11.00	0.196	0.082	2.08	F	F	K
LC 020C 02									0.313	7.95	8.60	0.153	0.094	2.39	F	F	K
LC 020C 03									0.375	9.53	6.80	0.121	0.108	2.74	F	F	K
LC 020C 04									0.438	11.13	5.60	0.100	0.120	3.05	F	F	K
LC 020C 05									0.500	12.70	4.90	0.088	0.132	3.35	F	F	K
LC 020C 06									0.563	14.30	4.40	0.078	0.144	3.66	F	F	K
LC 020C 07									0.625	15.88	3.80	0.068	0.158	4.01	F	F	K
LC 020C 08									0.688	17.48	3.50	0.062	0.170	4.32	F	F	K
LC 020C 09	.240	6.10	.250	6.35	.020	.51	2.000	.907	0.750	19.05	3.20	0.057	0.182	4.62	F	F	K
LC 020C 10									0.813	20.65	2.90	0.052	0.194	4.93	G	G	L
LC 020C 11									0.875	22.23	2.70	0.048	0.208	5.28	G	G	L
LC 020C 12									1.000	25.40	2.40	0.043	0.232	5.89	G	G	L
LC 020C 13									1.250	31.75	1.90	0.034	0.282	7.16	G	G	L
LC 020C 14									1.500	38.10	1.60	0.029	0.332	8.43	G	G	L
LC 020C 15									1.750	44.45	1.30	0.023	0.382	9.70	G	G	L
LC 020C 16									2.000	50.80	1.20	0.021	0.432	10.97	G	G	L
LC 022C 00									0.250	6.35	18.30	0.326	0.085	2.16	F	F	K
LC 022C 0									0.313	7.95	14.10	0.251	0.097	2.46	F	F	K
LC 022C 01									0.375	9.53	12.00	0.214	0.111	2.82	F	F	K
LC 022C 02									0.438	11.13	10.00	0.178	0.122	3.10	F	F	K
LC 022C 03									0.500	12.70	9.00	0.160	0.133	3.38	F	F	K
LC 022C 04									0.563	14.30	8.00	0.143	0.144	3.66	F	F	K
LC 022C 05									0.625	15.88	7.00	0.125	0.155	3.94	F	F	K
LC 022C 06	.240	6.10	.250	6.35	.022	.56	3.175	1.440	0.688	17.48	6.00	0.107	0.177	4.50	F	F	K
LC 022C 07									0.750	19.05	5.50	0.098	0.188	4.78	F	F	K
LC 022C 08									0.813	20.65	5.00	0.089	0.199	5.05	G	G	L
LC 022C 09									1.000	25.40	4.30	0.077	0.225	5.72	G	G	L
LC 022C 10									1.250	31.75	3.30	0.059	0.283	7.19	G	G	L
LC 022C 11									1.500	38.10	2.80	0.050	0.324	8.23	G	G	L
LC 022C 12									1.750	44.45	2.30	0.041	0.390	9.91	G	G	L
LC 022C 13									2.000	50.80	2.00	0.036	0.440	11.18	G	G	L

### SPECIAL INSTRUCTIONS FOR COMPRESSION SERIES

**STOCK NUMBERS:** Add "M" to end of Stock Number for Music Wire; "S" for Type 302 Stainless; "S316" for Type 316 Stainless.

**PRICING:** See Inside Back Cover for up to 199 pricing. To price or order up to 1000 pcs., visit leespring.com; 1000+ pcs. contact Lee Spring.

**CALCULATIONS:** Spring Rate and Load at Solid Hgt. are for Music Wire. For Type 302 or Type 316 Stainless, multiply figures shown by 5/6 (.833).

\*Note: Type 302 may be substituted with Type 304 at Lee Spring's discretion.



# COMPRESSION SPRINGS: STANDARD SERIES (INCH)

ENDS ARE GROUND • Music Wire (Plated), 302 Stainless Steel\* (Passivated),  
or 316 Stainless Steel (Passivated Ultrasonically Cleaned)

LEE STOCK NUMBER	OUTSIDE DIAMETER		TO WORK IN HOLE DIAMETER		WIRE DIAMETER		APPROX. LOAD AT SOLID HGT.		FREE LENGTH		SPRING RATE		SOLID HEIGHT		PRICE GROUP		
	IN.	MM	IN.	MM	IN.	MM	LB.	KG	IN.	MM	LB./IN.	KG/MM	IN.	MM	Music Wire	302 Stainless*	316 Stainless
															M	S	S316
LC 024C 01	.240	6.10	.250	6.35	.024	.61	4.300	1.950	0.375	9.53	17.00	0.304	0.130	3.30	F	F	K
LC 024C 02									0.438	11.13	14.50	0.258	0.144	3.66	F	F	K
LC 024C 03									0.500	12.70	12.30	0.220	0.158	4.01	F	F	K
LC 024C 04									0.563	14.30	11.00	0.196	0.172	4.37	F	F	K
LC 024C 05									0.625	15.88	9.80	0.175	0.185	4.70	F	F	K
LC 024C 06									0.688	17.48	9.00	0.160	0.199	5.05	F	F	K
LC 024C 07									0.750	19.05	8.00	0.143	0.213	5.41	F	F	K
LC 024C 08									0.813	20.65	7.30	0.130	0.226	5.74	G	G	L
LC 024C 09									0.875	22.23	6.60	0.118	0.240	6.10	G	G	L
LC 024C 10									1.000	25.40	5.90	0.105	0.268	6.81	G	G	L
LC 024C 11									1.250	31.75	4.60	0.082	0.322	8.18	G	G	L
LC 024C 12									1.500	38.10	3.80	0.068	0.380	9.65	G	G	L
LC 024C 13									1.750	44.45	3.30	0.059	0.432	10.97	G	G	L
LC 024C 14									2.000	50.80	2.80	0.050	0.485	12.32	G	G	L
LC 026C 0	.240	6.10	.250	6.35	.026	.66	5.300	2.404	0.313	7.95	27.80	0.496	0.128	3.25	F	F	K
LC 026C 01									0.375	9.53	24.00	0.429	0.131	3.33	F	F	K
LC 026C 02									0.438	11.13	20.00	0.357	0.151	3.84	F	F	K
LC 026C 03									0.500	12.70	17.00	0.303	0.164	4.16	F	F	K
LC 026C 04									0.563	14.30	14.00	0.250	0.183	4.65	F	F	K
LC 026C 05									0.625	15.88	12.50	0.223	0.203	5.16	F	F	K
LC 026C 06									0.688	17.48	11.00	0.196	0.222	5.64	F	F	K
LC 026C 07									0.750	19.05	10.00	0.178	0.235	5.97	F	F	K
LC 026C 08									0.813	20.65	9.00	0.160	0.260	6.60	G	G	L
LC 026C 09									0.875	22.23	8.00	0.143	0.287	7.29	G	G	L
LC 026C 10									1.000	25.40	7.40	0.132	0.300	7.62	G	G	L
LC 026C 11									1.250	31.75	5.90	0.105	0.367	9.32	G	G	L
LC 026C 12									1.500	38.10	4.90	0.087	0.421	10.69	G	G	L
LC 026C 13									1.750	44.45	4.20	0.075	0.483	12.27	G	G	L
LC 026C 14	2.000	50.80	3.70	0.066	0.545	13.84	G	G	L								
LC 029C 01	.240	6.10	.250	6.35	.029	.74	7.000	3.175	0.375	9.53	33.50	0.597	0.170	4.32	F	F	K
LC 029C 02									0.438	11.13	27.60	0.492	0.190	4.83	F	F	K
LC 029C 03									0.500	12.70	23.70	0.422	0.210	5.33	F	F	K
LC 029C 04									0.563	14.30	20.60	0.367	0.230	5.84	F	F	K
LC 029C 05									0.625	15.88	18.50	0.330	0.249	6.32	F	F	K
LC 029C 06									0.688	17.48	16.80	0.300	0.268	6.81	F	F	K
LC 029C 07									0.750	19.05	15.70	0.280	0.288	7.32	F	F	K
LC 029C 08									0.813	20.65	14.00	0.250	0.310	7.87	G	G	L
LC 029C 09									0.875	22.23	12.90	0.230	0.329	8.36	G	G	L
LC 029C 10									1.000	25.40	11.30	0.201	0.367	9.32	G	G	L
LC 029C 11									1.250	31.75	8.90	0.159	0.447	11.35	G	G	L
LC 029C 12									1.500	38.10	7.40	0.132	0.526	13.36	G	G	L
LC 029C 13									1.750	44.45	6.30	0.113	0.607	15.42	G	G	L
LC 029C 14									2.000	50.80	5.50	0.098	0.690	17.53	G	G	L

COMPRESSION SPRINGS



**SPECIAL INSTRUCTIONS FOR COMPRESSION SERIES**

**STOCK NUMBERS:** Add "M" to end of Stock Number for Music Wire; "S" for Type 302 Stainless; "S316" for Type 316 Stainless.

**PRICING:** See Inside Back Cover for up to 199 pricing. To price or order up to 1000 pcs., visit [leespring.com](http://leespring.com); 1000+ pcs. contact Lee Spring.

**CALCULATIONS:** Spring Rate and Load at Solid Hgt. are for Music Wire. For Type 302 or Type 316 Stainless, multiply figures shown by 5/6 (.833).

\*Note: Type 302 may be substituted with Type 304 at Lee Spring's discretion.

# COMPRESSION SPRINGS: STANDARD SERIES (INCH)

ENDS ARE GROUND • Music Wire (Plated), 302 Stainless Steel\* (Passivated),  
or 316 Stainless Steel (Passivated Ultrasonically Cleaned)

COMPRESSION SPRINGS

LEE STOCK NUMBER	OUTSIDE DIAMETER		TO WORK IN HOLE DIAMETER		WIRE DIAMETER		APPROX. LOAD AT SOLID HGT.		FREE LENGTH		SPRING RATE		SOLID HEIGHT		PRICE GROUP		
	IN.	MM	IN.	MM	IN.	MM	LB.	KG	IN.	MM	LB/IN.	KG/MM	IN.	MM	Music Wire	302 Stainless*	316 Stainless
															M	S	S316
LC 032C 01									0.313	7.95	62.00	1.107	0.161	4.09	F	F	K
LC 032C 02									0.375	9.53	50.00	0.892	0.177	4.50	F	F	K
LC 032C 03									0.438	11.13	43.00	0.767	0.201	5.10	F	F	K
LC 032C 04									0.500	12.70	36.00	0.642	0.225	5.72	F	F	K
LC 032C 05									0.563	14.30	32.00	0.570	0.249	6.32	F	F	K
LC 032C 06									0.625	15.88	28.00	0.500	0.273	6.93	F	F	K
LC 032C 07									0.688	17.48	25.00	0.446	0.297	7.54	F	F	K
LC 032C 08									0.750	19.05	22.00	0.392	0.329	8.36	F	F	K
LC 032C 09	.240	6.10	.250	6.35	.032	.81	10.000	4.536	0.813	20.65	20.00	0.357	0.353	8.97	G	G	L
LC 032C 10									0.875	22.23	19.00	0.339	0.369	9.37	G	G	L
LC 032C 11									0.938	23.83	17.50	0.312	0.393	9.98	G	G	L
LC 032C 12									1.000	25.40	16.00	0.286	0.425	10.80	G	G	L
LC 032C 13									1.250	31.75	13.50	0.241	0.491	12.47	G	G	L
LC 032C 14									1.375	34.93	12.00	0.214	0.549	13.94	G	G	L
LC 032C 15									1.500	38.10	11.00	0.196	0.588	14.94	G	G	L
LC 032C 16									1.750	44.45	9.60	0.171	0.680	17.27	G	G	L
LC 032C 17									2.000	50.80	8.40	0.150	0.772	19.61	G	G	L
LC 035C 01									0.313	7.95	90.00	1.605	0.192	4.88	F	F	K
LC 035C 02									0.375	9.53	73.50	1.310	0.208	5.28	F	F	K
LC 035C 03									0.438	11.13	61.00	1.088	0.234	5.94	F	F	K
LC 035C 04									0.500	12.70	52.00	0.927	0.260	6.60	F	F	K
LC 035C 05									0.563	14.30	45.00	0.802	0.286	7.26	F	F	K
LC 035C 06									0.625	15.88	40.00	0.713	0.313	7.95	F	F	K
LC 035C 07									0.688	17.48	36.00	0.642	0.339	8.61	F	F	K
LC 035C 08									0.750	19.05	32.00	0.570	0.365	9.27	F	F	K
LC 035C 09									0.813	20.65	29.30	0.522	0.392	9.96	G	G	L
LC 035C 10	.240	6.10	.250	6.35	.035	.89	12.000	5.435	0.875	22.23	27.00	0.481	0.418	10.62	G	G	L
LC 035C 11									0.938	23.83	24.40	0.435	0.462	11.73	G	G	L
LC 035C 12									1.000	25.40	23.00	0.410	0.490	12.45	G	G	L
LC 035C 13									1.250	31.75	18.00	0.321	0.597	15.16	G	G	L
LC 035C 14									1.375	34.93	16.00	0.285	0.650	16.51	G	G	L
LC 035C 15									1.500	38.10	14.80	0.264	0.702	17.83	G	G	L
LC 035C 16									1.750	44.45	12.40	0.221	0.807	20.50	G	G	L
LC 035C 17									2.000	50.80	11.00	0.196	0.913	23.19	G	G	L
LC 035C 18									2.250	57.15	9.80	0.175	1.017	25.83	G	G	L
LC 035C 19									2.500	63.50	8.90	0.159	1.121	28.47	G	G	L

### SPECIAL INSTRUCTIONS FOR COMPRESSION SERIES

**STOCK NUMBERS:** Add "M" to end of Stock Number for Music Wire; "S" for Type 302 Stainless; "S316" for Type 316 Stainless.

**PRICING:** See Inside Back Cover for up to 199 pricing. To price or order up to 1000 pcs., visit leespring.com; 1000+ pcs. contact Lee Spring.

**CALCULATIONS:** Spring Rate and Load at Solid Hgt. are for Music Wire. For Type 302 or Type 316 Stainless, multiply figures shown by 5/6 (.833).

\*Note: Type 302 may be substituted with Type 304 at Lee Spring's discretion.

# COMPRESSION SPRINGS: STANDARD SERIES (INCH)

ENDS ARE GROUND • Music Wire (Plated), 302 Stainless Steel\* (Passivated),  
or 316 Stainless Steel (Passivated Ultrasonically Cleaned)

LEE STOCK NUMBER	OUTSIDE DIAMETER		TO WORK IN HOLE DIAMETER		WIRE DIAMETER		APPROX. LOAD AT SOLID HGT.		FREE LENGTH		SPRING RATE		SOLID HEIGHT		PRICE GROUP										
	IN.	MM	IN.	MM	IN.	MM	LB.	KG	IN.	MM	LB./IN.	KG/MM	IN.	MM	Music Wire	302 Stainless*	316 Stainless								
															M	S	S316								
LC 038C 01	.240	6.10	.250	6.35	.038	.96	16.000	7.258	0.313	7.95	127.00	2.268	0.191	4.85	F	F	K								
LC 038C 02									0.375	9.53	101.00	1.801	0.219	5.56	F	F	K								
LC 038C 03									0.438	11.13	84.00	1.498	0.248	6.30	F	F	K								
LC 038C 04									0.500	12.70	72.00	1.284	0.286	7.26	F	F	K								
LC 038C 05									0.563	14.30	64.00	1.141	0.305	7.75	F	F	K								
LC 038C 06									0.625	15.88	57.00	1.016	0.334	8.48	F	F	K								
LC 038C 07									0.688	17.48	51.00	0.909	0.362	9.19	F	F	K								
LC 038C 08									0.750	19.05	46.00	0.821	0.390	9.91	F	F	K								
LC 038C 09									0.813	20.65	42.00	0.749	0.419	10.64	G	G	L								
LC 038C 10									0.875	22.23	38.00	0.678	0.457	11.61	G	G	L								
LC 038C 11									.240	6.10	.250	6.35	.038	.96	16.000	7.258	0.938	23.83	35.00	0.624	0.496	12.60	G	G	L
LC 038C 12																	1.000	25.40	33.00	0.588	0.524	13.31	G	G	L
LC 038C 13																	1.125	28.58	29.00	0.517	0.581	14.76	G	G	L
LC 038C 14																	1.250	31.75	26.00	0.464	0.647	16.43	G	G	L
LC 038C 15																	1.375	34.93	23.00	0.410	0.715	18.16	G	G	L
LC 038C 16																	1.500	38.10	21.00	0.375	0.772	19.61	G	G	L
LC 038C 17																	1.750	44.45	18.00	0.321	0.879	22.33	G	G	L
LC 038C 18																	2.000	50.80	16.00	0.285	0.994	25.25	G	G	L
LC 038C 19																	2.250	57.15	14.20	0.253	1.140	28.96	G	G	L
LC 038C 20																	2.500	63.50	12.60	0.225	1.240	31.50	G	G	L
LC 040C 01	.240	6.10	.250	6.35	.040	1.02	17.000	7.699	0.313	7.95	155.00	2.764	0.214	5.44	F	F	K								
LC 040C 02									0.375	9.53	122.00	2.175	0.248	6.30	F	F	K								
LC 040C 03									0.438	11.13	100.00	1.783	0.282	7.16	F	F	K								
LC 040C 04									0.500	12.70	84.00	1.498	0.314	7.98	F	F	K								
LC 040C 05									0.563	14.30	74.00	1.319	0.350	8.89	F	F	K								
LC 040C 06									0.625	15.88	67.00	1.195	0.382	9.70	F	F	K								
LC 040C 07									0.688	17.48	60.00	1.070	0.414	10.52	F	F	K								
LC 040C 08									0.750	19.05	57.00	1.016	0.430	10.92	F	F	K								
LC 040C 09									0.813	20.65	48.50	0.865	0.482	12.24	G	G	L								
LC 040C 10									0.875	22.23	46.00	0.820	0.514	13.06	G	G	L								
LC 040C 11									0.938	23.83	42.00	0.749	0.550	13.97	G	G	L								
LC 040C 12									1.000	25.40	39.30	0.701	0.582	14.78	G	G	L								
LC 040C 13									1.125	28.58	35.00	0.624	0.650	16.51	G	G	L								
LC 040C 14									1.250	31.75	31.00	0.553	0.715	18.16	G	G	L								
LC 040C 15									1.375	34.93	27.50	0.490	0.782	19.86	G	G	L								
LC 040C 16									1.500	38.10	25.70	0.458	0.865	21.97	G	G	L								
LC 040C 17									1.750	44.45	21.70	0.387	0.982	24.94	J	J	M								
LC 040C 18									2.000	50.80	19.20	0.342	1.114	28.30	J	J	M								
LC 040C 19									2.250	57.15	16.70	0.298	1.250	31.75	J	J	M								
LC 040C 20									2.500	63.50	15.00	0.267	1.382	35.10	J	J	M								

COMPRESSION SPRINGS



**SPECIAL INSTRUCTIONS FOR COMPRESSION SERIES**

**STOCK NUMBERS:** Add "M" to end of Stock Number for Music Wire; "S" for Type 302 Stainless; "S316" for Type 316 Stainless.

**PRICING:** See Inside Back Cover for up to 199 pricing. To price or order up to 1000 pcs., visit [leespring.com](http://leespring.com); 1000+ pcs. contact Lee Spring.

**CALCULATIONS:** Spring Rate and Load at Solid Hgt. are for Music Wire. For Type 302 or Type 316 Stainless, multiply figures shown by 5/6 (.833).

\*Note: Type 302 may be substituted with Type 304 at Lee Spring's discretion.

# COMPRESSION SPRINGS: STANDARD SERIES (INCH)

ENDS ARE GROUND • Music Wire (Plated), 302 Stainless Steel\* (Passivated),  
or 316 Stainless Steel (Passivated Ultrasonically Cleaned)

COMPRESSION SPRINGS

LEE STOCK NUMBER	OUTSIDE DIAMETER		TO WORK IN HOLE DIAMETER		WIRE DIAMETER		APPROX. LOAD AT SOLID HGT.		FREE LENGTH		SPRING RATE		SOLID HEIGHT		PRICE GROUP		
	IN.	MM	IN.	MM	IN.	MM	LB.	KG	IN.	MM	LB/IN.	KG/MM	IN.	MM	Music Wire	302 Stainless*	316 Stainless
															M	S	S316
LC 042C 01									0.375	9.53	151.00	2.692	0.253	6.43	F	F	K
LC 042C 02									0.438	11.13	123.00	2.193	0.295	7.49	F	F	K
LC 042C 03									0.500	12.70	106.00	1.890	0.327	8.30	F	F	K
LC 042C 04									0.563	14.30	94.00	1.676	0.358	9.09	F	F	K
LC 042C 05									0.625	15.88	85.00	1.516	0.389	9.88	F	F	K
LC 042C 06									0.688	17.48	75.00	1.337	0.421	10.69	F	F	K
LC 042C 07									0.750	19.05	65.00	1.159	0.484	12.29	F	F	K
LC 042C 08									0.813	20.65	60.00	1.071	0.505	12.83	G	G	L
LC 042C 09									0.875	22.23	56.00	0.999	0.546	13.87	G	G	L
LC 042C 10	.240	6.10	.250	6.35	.042	1.07	19.000	8.618	0.938	23.83	51.00	0.909	0.588	14.94	G	G	L
LC 042C 11									1.000	25.40	48.00	0.856	0.621	15.77	G	G	L
LC 042C 12									1.125	28.58	42.00	0.749	0.694	17.63	G	G	L
LC 042C 13									1.250	31.75	38.00	0.678	0.756	19.20	G	G	L
LC 042C 14									1.375	34.93	34.00	0.606	0.841	21.36	G	G	L
LC 042C 15									1.500	38.10	31.00	0.553	0.905	22.99	G	G	L
LC 042C 16									1.750	44.45	26.50	0.472	1.050	25.83	J	J	M
LC 042C 17									2.000	50.80	23.00	0.410	1.196	30.05	J	J	M
LC 042C 18									2.250	57.15	20.50	0.366	1.340	33.22	J	J	M
LC 042C 19									2.500	63.50	17.80	0.317	1.513	36.20	J	J	M
LC 045C 01									0.375	9.53	215.20	3.843	0.271	6.89	F	F	K
LC 045C 02									0.438	11.13	176.20	3.147	0.311	7.90	F	F	K
LC 045C 03									0.500	12.70	149.60	2.671	0.350	8.88	F	F	K
LC 045C 04									0.563	14.30	129.90	2.320	0.389	9.87	F	F	K
LC 045C 05									0.625	15.88	114.60	2.047	0.428	10.87	F	F	K
LC 045C 06									0.688	17.48	102.70	1.835	0.467	11.86	F	F	K
LC 045C 07									0.750	19.05	92.90	1.659	0.506	12.86	F	F	K
LC 045C 08									0.813	20.65	84.90	1.517	0.545	13.85	G	G	L
LC 045C 09									0.875	22.23	78.10	1.395	0.585	14.86	G	G	L
LC 045C 10	.240	6.10	.250	6.35	.045	1.14	24.000	10.890	0.938	23.83	72.40	1.293	0.624	15.84	G	G	L
LC 045C 11									1.000	25.40	67.40	1.204	0.663	16.85	G	G	L
LC 045C 12									1.125	28.58	59.30	1.058	0.742	18.84	G	G	L
LC 045C 13									1.250	31.75	52.90	0.944	0.820	20.83	G	G	L
LC 045C 14									1.500	38.10	43.50	0.777	0.977	24.81	G	G	L
LC 045C 15									1.750	44.45	36.90	0.660	1.133	28.79	J	J	M
LC 045C 16									2.000	50.80	32.10	0.573	1.290	32.77	J	J	M
LC 045C 17									2.250	57.15	28.40	0.507	1.447	36.75	J	J	M
LC 045C 18									2.500	63.50	25.40	0.454	1.604	40.73	J	J	M

### SPECIAL INSTRUCTIONS FOR COMPRESSION SERIES

**STOCK NUMBERS:** Add "M" to end of Stock Number for Music Wire; "S" for Type 302 Stainless; "S316" for Type 316 Stainless.

**PRICING:** See Inside Back Cover for up to 199 pricing. To price or order up to 1000 pcs., visit leespring.com; 1000+ pcs. contact Lee Spring.

**CALCULATIONS:** Spring Rate and Load at Solid Hgt. are for Music Wire. For Type 302 or Type 316 Stainless, multiply figures shown by 5/6 (.833).


\*Note: Type 302 may be substituted with Type 304 at Lee Spring's discretion.

# COMPRESSION SPRINGS: STANDARD SERIES (INCH)

ENDS ARE GROUND • Music Wire (Plated), 302 Stainless Steel\* (Passivated),  
or 316 Stainless Steel (Passivated Ultrasonically Cleaned)

LEE STOCK NUMBER	OUTSIDE DIAMETER		TO WORK IN HOLE DIAMETER		WIRE DIAMETER		APPROX. LOAD AT SOLID HGT.		FREE LENGTH		SPRING RATE		SOLID HEIGHT		PRICE GROUP		
	IN.	MM	IN.	MM	IN.	MM	LB.	KG	IN.	MM	LB/IN.	KG/MM	IN.	MM	Music Wire	302 Stainless*	316 Stainless
LC 020CD 01	.250	6.35	.266	6.75	.020	.51	2.137	.969	0.250	6.35	12.18	0.217	0.075	1.89	F	F	K
LC 020CD 02									0.313	7.95	9.37	0.167	0.085	2.15	F	F	K
LC 020CD 03									0.375	9.53	7.63	0.136	0.094	2.40	F	F	K
LC 020CD 04									0.438	11.13	6.43	0.115	0.104	2.65	F	F	K
LC 020CD 05									0.500	12.70	5.56	0.099	0.114	2.90	F	F	K
LC 020CD 06									0.563	14.30	4.89	0.087	0.124	3.16	F	F	K
LC 020CD 07									0.625	15.88	4.37	0.078	0.134	3.41	F	F	K
LC 020CD 08									0.688	17.48	3.95	0.070	0.144	3.66	F	F	K
LC 020CD 09									0.750	19.05	3.60	0.064	0.154	3.91	F	F	K
LC 020CD 10									0.813	20.65	3.31	0.059	0.164	4.17	G	G	L
LC 020CD 11									0.875	22.23	3.06	0.055	0.174	4.42	G	G	L
LC 020CD 12									1.000	25.40	2.66	0.048	0.194	4.92	G	G	L
LC 020CD 13									1.250	31.75	2.11	0.038	0.233	5.93	G	G	L
LC 020CD 14									1.375	34.93	1.89	0.034	0.255	6.47	G	G	L
LC 020CD 15									1.500	38.10	1.74	0.031	0.275	6.98	G	G	L
LC 020CD 16									1.750	44.45	1.48	0.027	0.315	8.00	G	G	L
LC 020CD 17									2.000	50.80	1.30	0.023	0.355	9.02	G	G	L
LC 026CD 01	.250	6.35	.266	6.75	.026	.66	5.964	2.705	0.375	9.53	23.63	0.422	0.123	3.12	F	F	K
LC 026CD 02									0.438	11.13	19.78	0.353	0.136	3.46	F	F	K
LC 026CD 03									0.500	12.70	17.04	0.304	0.149	3.80	F	F	K
LC 026CD 04									0.563	14.30	14.86	0.265	0.163	4.15	F	F	K
LC 026CD 05									0.625	15.88	13.18	0.235	0.177	4.51	F	F	K
LC 026CD 06									0.688	17.48	11.81	0.211	0.192	4.87	F	F	K
LC 026CD 07									0.750	19.05	10.70	0.191	0.206	5.24	F	F	K
LC 026CD 08									0.813	20.65	9.76	0.174	0.221	5.61	G	G	L
LC 026CD 09									0.875	22.23	8.98	0.160	0.235	5.98	G	G	L
LC 026CD 10									0.938	23.83	8.29	0.148	0.251	6.36	G	G	L
LC 026CD 11									1.000	25.40	7.40	0.132	0.269	6.84	G	G	L
LC 026CD 12									1.250	31.75	6.37	0.114	0.310	7.87	G	G	L
LC 026CD 13									1.500	38.10	5.27	0.094	0.363	9.23	G	G	L
LC 026CD 14									1.750	44.45	4.50	0.080	0.417	10.59	G	G	L
LC 026CD 15									2.000	50.80	3.92	0.070	0.470	11.94	G	G	L

COMPRESSION SPRINGS



### SPECIAL INSTRUCTIONS FOR COMPRESSION SERIES

**STOCK NUMBERS:** Add "M" to end of Stock Number for Music Wire; "S" for Type 302 Stainless; "S316" for Type 316 Stainless.

**PRICING:** See Inside Back Cover for up to 199 pricing. To price or order up to 1000 pcs., visit [leespring.com](http://leespring.com); 1000+ pcs. contact Lee Spring.

**CALCULATIONS:** Spring Rate and Load at Solid Hgt. are for Music Wire. For Type 302 or Type 316 Stainless, multiply figures shown by 5/6 (.833).

\*Note: Type 302 may be substituted with Type 304 at Lee Spring's discretion.

# COMPRESSION SPRINGS: STANDARD SERIES (INCH)

ENDS ARE GROUND • Music Wire (Plated), 302 Stainless Steel\* (Passivated),  
or 316 Stainless Steel (Passivated Ultrasonically Cleaned)

COMPRESSION SPRINGS

LEE STOCK NUMBER	OUTSIDE DIAMETER		TO WORK IN HOLE DIAMETER		WIRE DIAMETER		APPROX. LOAD AT SOLID HGT.		FREE LENGTH		SPRING RATE		SOLID HEIGHT		PRICE GROUP		
	IN.	MM	IN.	MM	IN.	MM	LB.	KG	IN.	MM	LB/IN.	KG/MM	IN.	MM	Music Wire	302 Stainless*	316 Stainless
LC 035CD 01	.250	6.35	.266	6.75	.035	.89	9.915	4.497	0.313	7.95	75.05	1.340	0.181	4.60	F	F	K
LC 035CD 02									0.375	9.53	59.80	1.068	0.209	5.30	F	F	K
LC 035CD 03									0.438	11.13	49.56	0.885	0.237	6.02	F	F	K
LC 035CD 04									0.500	12.70	42.41	0.757	0.265	6.72	F	F	K
LC 035CD 05									0.563	14.30	36.99	0.661	0.293	7.44	F	F	K
LC 035CD 06									0.625	15.88	32.86	0.587	0.321	8.14	F	F	K
LC 035CD 07									0.688	17.48	29.51	0.527	0.349	8.86	F	F	K
LC 035CD 08									0.750	19.05	26.82	0.479	0.377	9.56	F	F	K
LC 035CD 09									0.813	20.65	24.55	0.438	0.405	10.28	G	G	L
LC 035CD 10									0.875	22.23	22.66	0.405	0.432	10.99	G	G	L
LC 035CD 11									0.938	23.83	21.01	0.375	0.461	11.70	G	G	L
LC 035CD 12									1.000	25.40	19.61	0.350	0.488	12.41	G	G	L
LC 035CD 13									1.250	31.75	15.46	0.276	0.600	15.25	G	G	L
LC 035CD 14									1.375	34.93	13.98	0.250	0.656	16.67	G	G	L
LC 035CD 15									1.500	38.10	12.75	0.228	0.712	18.09	G	G	L
LC 035CD 16									1.750	44.45	10.86	0.194	0.824	20.94	G	G	L
LC 035CD 17									2.000	50.80	9.45	0.169	0.936	23.78	G	G	L
LC 035CD 18									2.250	57.15	8.37	0.149	1.048	26.62	G	G	L
LC 035CD 19									2.500	63.50	7.51	0.134	1.160	29.46	G	G	L
LC 028CE 01	.281	7.14	.313	7.95	.028	.71	4.046	1.835	0.250	6.35	29.55	0.529	0.113	2.87	F	F	K
LC 028CE 02									0.313	7.95	22.31	0.399	0.131	3.33	F	F	K
LC 028CE 03									0.375	9.53	17.97	0.322	0.149	3.78	F	F	K
LC 028CE 04									0.438	11.13	15.01	0.269	0.167	4.24	F	F	K
LC 028CE 05									0.500	12.70	12.91	0.231	0.184	4.67	F	F	K
LC 028CE 06									0.563	14.30	11.31	0.202	0.202	5.13	F	F	K
LC 028CE 07									0.625	15.88	10.08	0.180	0.220	5.59	F	F	K
LC 028CE 08									0.750	19.05	8.26	0.148	0.256	6.50	F	F	K
LC 028CE 09									0.875	22.23	7.00	0.125	0.292	7.42	F	F	K
LC 028CE 10									1.000	25.40	6.07	0.109	0.327	8.31	F	F	K
LC 028CE 11									1.250	31.75	4.80	0.086	0.399	10.13	F	F	K
LC 028CE 12									1.375	34.93	4.35	0.078	0.434	11.02	F	F	K
LC 028CE 13									1.500	38.10	3.97	0.071	0.470	11.94	F	F	K
LC 022D 00	.300	7.62	.313	7.94	.022	.56	2.500	1.134	0.375	9.53	8.20	0.146	0.088	2.24	F	F	K
LC 022D 0									0.438	11.13	6.80	0.121	0.097	2.46	F	F	K
LC 022D 01									0.500	12.70	6.50	0.116	0.106	2.69	F	F	K
LC 022D 02									0.563	14.30	6.00	0.107	0.111	2.82	F	F	K
LC 022D 03									0.625	15.88	5.00	0.089	0.122	3.10	F	F	K
LC 022D 04									0.688	17.48	4.50	0.080	0.128	3.25	F	F	K
LC 022D 05									0.750	19.05	4.00	0.071	0.133	3.38	F	F	K
LC 022D 06									0.813	20.65	3.50	0.062	0.155	3.94	F	F	K
LC 022D 07									0.875	22.23	3.00	0.054	0.166	4.22	F	F	K
LC 022D 08									1.000	25.40	2.80	0.050	0.181	4.60	F	F	K
LC 022D 09									1.250	31.75	2.30	0.041	0.207	5.26	F	F	K
LC 022D 10									1.500	38.10	2.00	0.036	0.228	5.79	F	F	K
LC 022D 11									1.750	44.45	1.70	0.030	0.269	6.83	G	G	L
LC 022D 12									2.000	50.80	1.40	0.025	0.313	7.95	G	G	L
LC 022D 13	2.250	57.15	1.20	0.021	0.357	9.06	G	G	L								
LC 022D 14	2.500	63.50	1.10	0.020	0.391	9.93	G	G	L								

### SPECIAL INSTRUCTIONS FOR COMPRESSION SERIES

**STOCK NUMBERS:** Add "M" to end of Stock Number for Music Wire; "S" for Type 302 Stainless; "S316" for Type 316 Stainless.

**PRICING:** See Inside Back Cover for up to 199 pricing. To price or order up to 1000 pcs., visit leespring.com; 1000+ pcs. contact Lee Spring.

**CALCULATIONS:** Spring Rate and Load at Solid Hgt. are for Music Wire. For Type 302 or Type 316 Stainless, multiply figures shown by 5/6 (.833).

\*Note: Type 302 may be substituted with Type 304 at Lee Spring's discretion.




# COMPRESSION SPRINGS: STANDARD SERIES (INCH)

ENDS ARE GROUND • Music Wire (Plated), 302 Stainless Steel\* (Passivated),  
or 316 Stainless Steel (Passivated Ultrasonically Cleaned)

COMPRESSION SPRINGS

LEE STOCK NUMBER	OUTSIDE DIAMETER		TO WORK IN HOLE DIAMETER		WIRE DIAMETER		APPROX. LOAD AT SOLID HGT.		FREE LENGTH		SPRING RATE		SOLID HEIGHT		PRICE GROUP		
	IN.	MM	IN.	MM	IN.	MM	LB.	KG	IN.	MM	LB/IN.	KG/MM	IN.	MM	Music Wire	302 Stainless*	316 Stainless
															M	S	S316
LC 026D 01	.300	7.62	.313	7.94	.026	.66	4.300	1.950	0.438	11.13	13.00	0.232	0.118	3.00	F	F	K
LC 026D 02									0.500	12.70	11.50	0.205	0.131	3.33	F	F	K
LC 026D 03									0.563	14.30	10.00	0.178	0.144	3.66	F	F	K
LC 026D 04									0.625	15.88	9.00	0.160	0.151	3.84	F	F	K
LC 026D 05									0.688	17.48	8.00	0.143	0.164	4.17	F	F	K
LC 026D 06									0.750	19.05	7.50	0.134	0.170	4.32	F	F	K
LC 026D 07									0.813	20.65	7.00	0.125	0.183	4.65	F	F	K
LC 026D 08									0.875	22.23	6.00	0.107	0.206	5.23	F	F	K
LC 026D 09									0.938	23.83	5.50	0.098	0.209	5.31	F	F	K
LC 026D 10									1.000	25.40	5.00	0.089	0.229	5.82	F	F	K
LC 026D 11									1.250	31.75	4.30	0.077	0.255	6.48	F	F	K
LC 026D 12									1.500	38.10	3.50	0.062	0.301	7.64	F	F	K
LC 026D 13									1.750	44.45	3.00	0.053	0.343	8.71	F	F	K
LC 026D 14									2.000	50.80	2.60	0.046	0.384	9.75	F	F	K
LC 026D 15									2.250	57.15	2.31	0.041	0.436	11.07	G	G	L
LC 026D 16									2.500	63.50	2.08	0.037	0.479	12.16	G	G	L
LC 030D 01	.300	7.62	.313	7.94	.030	.76	6.000	2.717	0.438	11.13	20.00	0.357	0.153	3.89	F	F	K
LC 030D 02									0.500	12.70	17.00	0.303	0.168	4.27	F	F	K
LC 030D 03									0.563	14.30	15.00	0.267	0.183	4.65	F	F	K
LC 030D 04									0.625	15.88	13.30	0.237	0.198	5.03	F	F	K
LC 030D 05									0.688	17.48	12.00	0.214	0.213	5.41	F	F	K
LC 030D 06									0.750	19.05	11.00	0.196	0.231	5.87	F	F	K
LC 030D 07									0.813	20.65	10.00	0.178	0.246	6.25	F	F	K
LC 030D 08									0.875	22.23	9.30	0.166	0.261	6.63	F	F	K
LC 030D 09									0.938	23.83	8.60	0.153	0.276	7.01	F	F	K
LC 030D 10									1.000	25.40	8.00	0.143	0.291	7.39	F	F	K
LC 030D 11									1.250	31.75	6.30	0.112	0.353	8.97	G	G	L
LC 030D 12									1.500	38.10	5.20	0.093	0.414	10.52	G	G	L
LC 030D 13									1.750	44.45	4.50	0.080	0.474	12.04	G	G	L
LC 030D 14									2.000	50.80	3.80	0.068	0.537	13.64	G	G	L
LC 030D 15									2.250	57.15	3.44	0.061	0.608	15.44	G	G	L
LC 030D 16									2.500	63.50	3.08	0.055	0.670	17.02	G	G	L
LC 032D 01	.300	7.62	.313	7.94	.032	.81	7.500	3.402	0.438	11.13	27.00	0.481	0.169	4.29	F	F	K
LC 032D 02									0.500	12.70	23.00	0.410	0.185	4.70	F	F	K
LC 032D 03									0.563	14.30	20.00	0.357	0.201	5.10	F	F	K
LC 032D 04									0.625	15.88	18.00	0.321	0.217	5.51	F	F	K
LC 032D 05									0.688	17.48	16.00	0.286	0.241	6.12	F	F	K
LC 032D 06									0.750	19.05	15.00	0.267	0.249	6.32	F	F	K
LC 032D 07									0.813	20.65	13.50	0.241	0.265	6.73	F	F	K
LC 032D 08									0.875	22.23	12.00	0.214	0.289	7.34	F	F	K
LC 032D 09									0.938	23.83	11.00	0.196	0.313	7.95	F	F	K
LC 032D 10									1.000	25.40	10.00	0.179	0.337	8.56	F	F	K
LC 032D 11									1.250	31.75	8.60	0.153	0.383	9.73	F	F	K
LC 032D 12									1.500	38.10	7.00	0.125	0.450	11.43	F	F	K
LC 032D 13									1.750	44.45	6.00	0.107	0.518	13.16	F	F	K
LC 032D 14									2.000	50.80	5.30	0.094	0.572	14.53	F	F	K
LC 032D 15									2.250	57.15	4.70	0.084	0.635	16.13	G	G	L
LC 032D 16									2.500	63.50	4.10	0.073	0.700	17.78	G	G	L



### SPECIAL INSTRUCTIONS FOR COMPRESSION SERIES

**STOCK NUMBERS:** Add "M" to end of Stock Number for Music Wire; "S" for Type 302 Stainless; "S316" for Type 316 Stainless.  
**PRICING:** See Inside Back Cover for up to 199 pricing. To price or order up to 1000 pcs., visit [leespring.com](http://leespring.com); 1000+ pcs. contact Lee Spring.  
**CALCULATIONS:** Spring Rate and Load at Solid Hgt. are for Music Wire. For Type 302 or Type 316 Stainless, multiply figures shown by 5/6 (.833).  
 \*Note: Type 302 may be substituted with Type 304 at Lee Spring's discretion.

# COMPRESSION SPRINGS: STANDARD SERIES (INCH)

ENDS ARE GROUND • Music Wire (Plated), 302 Stainless Steel\* (Passivated),  
or 316 Stainless Steel (Passivated Ultrasonically Cleaned)

COMPRESSION SPRINGS

LEE STOCK NUMBER	OUTSIDE DIAMETER		TO WORK IN HOLE DIAMETER		WIRE DIAMETER		APPROX. LOAD AT SOLID HGT.		FREE LENGTH		SPRING RATE		SOLID HEIGHT		PRICE GROUP		
	IN.	MM	IN.	MM	IN.	MM	LB.	KG	IN.	MM	LB/IN.	KG/MM	IN.	MM	Music Wire	302 Stainless*	316 Stainless
															M	S	S316
LC 035D 01									0.375	9.53	45.80	0.819	0.167	4.25	F	F	K
LC 035D 02									0.438	11.13	38.00	0.679	0.187	4.75	F	F	K
LC 035D 03									0.500	12.70	32.50	0.581	0.206	5.24	F	F	K
LC 035D 04									0.563	14.30	28.40	0.508	0.226	5.73	F	F	K
LC 035D 05									0.625	15.88	25.20	0.450	0.245	6.23	F	F	K
LC 035D 06									0.688	17.48	22.70	0.405	0.265	6.72	F	F	K
LC 035D 07									0.750	19.05	20.60	0.367	0.284	7.22	F	F	K
LC 035D 08									0.813	20.65	18.80	0.337	0.303	7.71	F	F	K
LC 035D 09	.300	7.62	.313	7.94	.035	.89	9.750	4.420	0.875	22.23	17.40	0.310	0.323	8.21	F	F	K
LC 035D 10									0.938	23.83	16.10	0.288	0.342	8.70	F	F	K
LC 035D 11									1.000	25.40	15.00	0.268	0.362	9.20	F	F	K
LC 035D 12									1.125	28.58	13.30	0.237	0.401	10.19	F	F	K
LC 035D 13									1.250	31.75	11.80	0.212	0.440	11.18	F	F	K
LC 035D 14									1.375	34.93	10.70	0.191	0.479	12.17	F	F	K
LC 035D 15									1.500	38.10	9.80	0.175	0.518	13.16	F	F	K
LC 035D 16									1.750	44.45	8.30	0.149	0.596	15.14	G	G	L
LC 035D 17									2.000	50.80	7.20	0.129	0.674	17.12	G	G	L
LC 035D 18									2.250	57.15	6.40	0.115	0.752	19.10	G	G	L
LC 035D 19									2.500	63.50	5.80	0.103	0.830	21.08	G	G	L
LC 038D 01									0.375	9.53	64.00	1.143	0.182	4.62	F	F	K
LC 038D 02									0.438	11.13	53.00	0.945	0.201	5.10	F	F	K
LC 038D 03									0.500	12.70	46.00	0.820	0.219	5.56	F	F	K
LC 038D 04									0.563	14.30	39.00	0.695	0.248	6.30	F	F	K
LC 038D 05									0.625	15.88	35.00	0.624	0.267	6.78	F	F	K
LC 038D 06									0.688	17.48	30.00	0.535	0.296	7.52	F	F	K
LC 038D 07									0.750	19.05	28.00	0.499	0.315	8.00	F	F	K
LC 038D 08									0.813	20.65	26.00	0.464	0.334	8.48	F	F	K
LC 038D 09									0.875	22.23	23.00	0.410	0.372	9.45	F	F	K
LC 038D 10	.300	7.62	.313	7.94	.038	.96	12.300	5.579	0.938	23.83	22.00	0.392	0.381	9.68	F	F	K
LC 038D 11									1.000	25.40	21.00	0.374	0.400	10.16	F	F	K
LC 038D 12									1.125	28.58	19.00	0.339	0.428	10.87	F	F	K
LC 038D 13									1.250	31.75	16.00	0.285	0.495	12.57	F	F	K
LC 038D 14									1.375	34.93	15.00	0.267	0.533	13.54	F	F	K
LC 038D 15									1.500	38.10	13.50	0.241	0.571	14.50	F	F	K
LC 038D 16									1.750	44.45	11.25	0.200	0.662	16.81	G	G	L
LC 038D 17									2.000	50.80	9.50	0.169	0.772	19.61	G	G	L
LC 038D 18									2.250	57.15	8.60	0.154	0.858	21.79	G	G	L
LC 038D 19									2.500	63.50	7.70	0.138	0.944	23.98	G	G	L

### SPECIAL INSTRUCTIONS FOR COMPRESSION SERIES

**STOCK NUMBERS:** Add "M" to end of Stock Number for Music Wire; "S" for Type 302 Stainless; "S316" for Type 316 Stainless.

**PRICING:** See Inside Back Cover for up to 199 pricing. To price or order up to 1000 pcs., visit leespring.com; 1000+ pcs. contact Lee Spring.

**CALCULATIONS:** Spring Rate and Load at Solid Hgt. are for Music Wire. For Type 302 or Type 316 Stainless, multiply figures shown by 5/6 (.833).

\*Note: Type 302 may be substituted with Type 304 at Lee Spring's discretion.

# COMPRESSION SPRINGS: STANDARD SERIES (INCH)

ENDS ARE GROUND • Music Wire (Plated), 302 Stainless Steel\* (Passivated), or 316 Stainless Steel (Passivated Ultrasonically Cleaned)

LEE STOCK NUMBER	OUTSIDE DIAMETER		TO WORK IN HOLE DIAMETER		WIRE DIAMETER		APPROX. LOAD AT SOLID HGT.		FREE LENGTH		SPRING RATE		SOLID HEIGHT		PRICE GROUP		
	IN.	MM	IN.	MM	IN.	MM	LB.	KG	IN.	MM	LB/IN.	KG/MM	IN.	MM	Music Wire	302 Stainless*	316 Stainless
															M	S	S316
LC 040D 01	.300	7.62	.313	7.94	.040	1.02	14.500	6.567	0.375	9.53	80.00	1.426	0.195	4.95	F	F	K
LC 040D 02									0.438	11.13	68.00	1.212	0.218	5.54	F	F	K
LC 040D 03									0.500	12.70	57.00	1.016	0.242	6.15	F	F	K
LC 040D 04									0.563	14.30	49.00	0.874	0.262	6.65	F	F	K
LC 040D 05									0.625	15.88	44.00	0.784	0.290	7.37	F	F	K
LC 040D 06									0.688	17.48	39.00	0.695	0.314	7.98	F	F	K
LC 040D 07									0.750	19.05	35.00	0.624	0.342	8.69	F	F	K
LC 040D 08									0.813	20.65	32.00	0.570	0.366	9.30	F	F	K
LC 040D 09									0.875	22.23	30.00	0.535	0.394	10.01	F	F	K
LC 040D 10									0.938	23.83	28.00	0.499	0.400	10.16	F	F	K
LC 040D 11									1.000	25.40	26.00	0.464	0.430	10.92	F	F	K
LC 040D 12									1.125	28.58	23.00	0.410	0.474	12.04	F	F	K
LC 040D 13									1.250	31.75	20.00	0.357	0.512	13.00	F	F	K
LC 040D 14									1.375	34.93	18.00	0.321	0.550	13.97	F	F	K
LC 040D 15									1.500	38.10	16.00	0.285	0.650	16.51	F	F	K
LC 040D 16									1.750	44.45	14.00	0.250	0.718	18.24	G	G	L
LC 040D 17									2.000	50.80	12.00	0.214	0.810	20.57	G	G	L
LC 040D 18									2.250	57.15	10.70	0.191	0.907	23.04	G	G	L
LC 040D 19									2.500	63.50	9.60	0.171	1.000	25.40	G	G	L
LC 042D 01	.300	7.62	.313	7.94	.042	1.07	16.300	7.394	0.375	9.53	105.00	1.875	0.201	5.11	F	F	K
LC 042D 02									0.438	11.13	88.00	1.569	0.222	5.64	F	F	K
LC 042D 03									0.500	12.70	70.00	1.248	0.253	6.43	F	F	K
LC 042D 04									0.563	14.30	60.00	1.070	0.285	7.24	F	F	K
LC 042D 05									0.625	15.88	52.00	0.927	0.316	8.03	F	F	K
LC 042D 06									0.688	17.48	46.00	0.820	0.337	8.56	F	F	K
LC 042D 07									0.750	19.05	42.00	0.749	0.358	9.09	F	F	K
LC 042D 08									0.813	20.65	38.00	0.679	0.390	9.91	F	F	K
LC 042D 09									0.875	22.23	34.00	0.606	0.421	10.69	F	F	K
LC 042D 10									0.938	23.83	32.00	0.570	0.452	11.48	F	F	K
LC 042D 11									1.000	25.40	30.00	0.535	0.474	12.04	F	F	K
LC 042D 12									1.125	28.58	28.00	0.499	0.506	12.85	F	F	K
LC 042D 13									1.250	31.75	24.00	0.428	0.579	14.71	F	F	K
LC 042D 14									1.375	34.93	22.00	0.392	0.631	16.03	F	F	K
LC 042D 15									1.500	38.10	20.00	0.357	0.673	17.09	F	F	K
LC 042D 16									1.750	44.45	16.50	0.294	0.786	19.96	G	G	L
LC 042D 17									2.000	50.80	14.50	0.258	0.884	22.45	G	G	L
LC 042D 18									2.250	57.15	13.00	0.232	0.995	25.27	G	G	L
LC 042D 19									2.500	63.50	11.60	0.207	1.079	27.41	G	G	L

COMPRESSION SPRINGS



### SPECIAL INSTRUCTIONS FOR COMPRESSION SERIES

**STOCK NUMBERS:** Add "M" to end of Stock Number for Music Wire; "S" for Type 302 Stainless; "S316" for Type 316 Stainless.

**PRICING:** See Inside Back Cover for up to 199 pricing. To price or order up to 1000 pcs., visit [leespring.com](http://leespring.com); 1000+ pcs. contact Lee Spring.

**CALCULATIONS:** Spring Rate and Load at Solid Hgt. are for Music Wire. For Type 302 or Type 316 Stainless, multiply figures shown by 5/6 (.833).

\*Note: Type 302 may be substituted with Type 304 at Lee Spring's discretion.

# COMPRESSION SPRINGS: STANDARD SERIES (INCH)

ENDS ARE GROUND • Music Wire (Plated), 302 Stainless Steel\* (Passivated),  
or 316 Stainless Steel (Passivated Ultrasonically Cleaned)

COMPRESSION SPRINGS

LEE STOCK NUMBER	OUTSIDE DIAMETER		TO WORK IN HOLE DIAMETER		WIRE DIAMETER		APPROX. LOAD AT SOLID HGT.		FREE LENGTH		SPRING RATE		SOLID HEIGHT		PRICE GROUP		
	IN.	MM	IN.	MM	IN.	MM	LB.	KG	IN.	MM	LB/IN.	KG/MM	IN.	MM	Music Wire	302 Stainless*	316 Stainless
LC 045D 01	.300	7.62	.313	7.94	.045	1.14	19.800	8.981	0.375	9.53	124.00	2.214	0.226	5.74	F	F	K
LC 045D 02									0.438	11.13	103.00	1.836	0.260	6.60	F	F	K
LC 045D 03									0.500	12.70	90.00	1.605	0.271	6.88	F	F	K
LC 045D 04									0.563	14.30	77.00	1.373	0.316	8.03	F	F	K
LC 045D 05									0.625	15.88	69.00	1.230	0.339	8.61	F	F	K
LC 045D 06									0.688	17.48	61.00	1.088	0.372	9.45	F	F	K
LC 045D 07									0.750	19.05	55.00	0.981	0.406	10.31	F	F	K
LC 045D 08									0.813	20.65	51.00	0.911	0.417	10.59	F	F	K
LC 045D 09									0.875	22.23	46.00	0.820	0.451	11.46	F	F	K
LC 045D 10									0.938	23.83	42.00	0.749	0.496	12.60	F	F	K
LC 045D 11									1.000	25.40	40.00	0.713	0.518	13.16	F	F	K
LC 045D 12									1.125	28.58	36.00	0.642	0.564	14.32	F	F	K
LC 045D 13									1.250	31.75	32.00	0.570	0.631	16.03	F	F	K
LC 045D 14									1.375	34.93	29.00	0.517	0.664	16.86	F	F	K
LC 045D 15									1.500	38.10	26.00	0.464	0.743	18.87	F	F	K
LC 045D 16									1.750	44.45	22.00	0.392	0.860	21.84	G	G	L
LC 045D 17									2.000	50.80	19.00	0.339	0.960	24.38	G	G	L
LC 045D 18									2.250	57.15	17.00	0.303	1.080	27.43	G	G	L
LC 045D 19									2.500	63.50	15.30	0.273	1.191	30.25	G	G	L
LC 047D 01	.300	7.62	.313	7.94	.047	1.19	24.250	11.000	0.375	9.53	159.10	2.842	0.234	5.95	F	F	K
LC 047D 02									0.438	11.13	132.20	2.362	0.262	6.66	F	F	K
LC 047D 03									0.500	12.70	112.00	2.001	0.292	7.42	F	F	K
LC 047D 04									0.563	14.30	97.20	1.736	0.322	8.18	F	F	K
LC 047D 05									0.625	15.88	85.70	1.530	0.352	8.95	F	F	K
LC 047D 06									0.688	17.48	76.70	1.370	0.382	9.70	F	F	K
LC 047D 07									0.750	19.05	69.30	1.238	0.412	10.47	F	F	K
LC 047D 08									0.813	20.65	63.40	1.131	0.442	11.23	F	F	K
LC 047D 09									0.875	22.23	58.20	1.040	0.472	12.00	F	F	K
LC 047D 10									0.938	23.83	54.00	0.964	0.502	12.76	F	F	K
LC 047D 11									1.000	25.40	50.20	0.897	0.533	13.53	F	F	K
LC 047D 12									1.125	28.58	44.10	0.788	0.593	15.05	G	G	L
LC 047D 13									1.250	31.75	39.40	0.703	0.653	16.58	G	G	L
LC 047D 14									1.375	34.93	35.50	0.634	0.713	18.11	G	G	L
LC 047D 15									1.500	38.10	32.40	0.578	0.773	19.64	G	G	L
LC 047D 16									1.750	44.45	27.50	0.491	0.893	22.69	G	G	L
LC 047D 17									2.000	50.80	23.90	0.426	1.014	25.74	G	G	L
LC 047D 18									2.250	57.15	21.10	0.377	1.134	28.80	G	G	L
LC 047D 19									2.500	63.50	18.90	0.338	1.254	31.85	G	G	L
LC 047D 20									2.750	69.85	17.10	0.305	1.376	34.96	G	G	L
LC 047D 21									3.000	76.20	15.70	0.280	1.490	37.86	G	G	L

### SPECIAL INSTRUCTIONS FOR COMPRESSION SERIES

**STOCK NUMBERS:** Add "M" to end of Stock Number for Music Wire; "S" for Type 302 Stainless; "S316" for Type 316 Stainless.

**PRICING:** See Inside Back Cover for up to 199 pricing. To price or order up to 1000 pcs., visit leespring.com; 1000+ pcs. contact Lee Spring.

**CALCULATIONS:** Spring Rate and Load at Solid Hgt. are for Music Wire. For Type 302 or Type 316 Stainless, multiply figures shown by 5/6 (.833).

\*Note: Type 302 may be substituted with Type 304 at Lee Spring's discretion.

# COMPRESSION SPRINGS: STANDARD SERIES (INCH)

ENDS ARE GROUND • Music Wire (Plated), 302 Stainless Steel\* (Passivated),  
or 316 Stainless Steel (Passivated Ultrasonically Cleaned)

LEE STOCK NUMBER	OUTSIDE DIAMETER		TO WORK IN HOLE DIAMETER		WIRE DIAMETER		APPROX. LOAD AT SOLID HGT.		FREE LENGTH		SPRING RATE		SOLID HEIGHT		PRICE GROUP										
	IN.	MM	IN.	MM	IN.	MM	LB.	KG	IN.	MM	LB./IN.	KG/MM	IN.	MM	Music Wire	302 Stainless*	316 Stainless								
															M	S	S316								
LC 049D 01	.300	7.62	.313	7.94	.049	1.24	26.790	12.150	0.375	9.53	193.46	3.455	0.244	6.19	F	F	K								
LC 049D 02									0.438	11.13	157.62	2.815	0.276	7.01	F	F	K								
LC 049D 03									0.500	12.70	133.31	2.381	0.308	7.82	F	F	K								
LC 049D 04									0.563	14.30	115.49	2.063	0.340	8.63	F	F	K								
LC 049D 05									0.625	15.88	101.69	1.816	0.372	9.46	F	F	K								
LC 049D 06									0.688	17.48	90.98	1.625	0.404	10.27	F	F	K								
LC 049D 07									0.750	19.05	82.19	1.468	0.437	11.09	G	G	L								
LC 049D 08									0.813	20.65	75.06	1.340	0.469	11.90	G	G	L								
LC 049D 09									0.875	22.23	68.97	1.232	0.501	12.73	G	G	L								
LC 049D 10									0.938	23.83	63.87	1.141	0.533	13.54	G	G	L								
LC 049D 11									.300	7.62	.313	7.94	.049	1.24	26.790	12.150	1.000	25.40	59.41	1.061	0.565	14.36	G	G	L
LC 049D 12																	1.125	28.58	52.18	0.932	0.630	16.00	G	G	L
LC 049D 13																	1.250	31.75	46.52	0.831	0.694	17.63	G	G	L
LC 049D 14																	1.375	34.93	41.97	0.749	0.759	19.27	G	G	L
LC 049D 15																	1.500	38.10	38.22	0.683	0.823	20.90	G	G	L
LC 049D 16																	1.750	44.45	32.44	0.579	0.952	24.17	J	J	M
LC 049D 17																	2.000	50.80	28.18	0.503	1.080	27.44	J	J	M
LC 049D 18																	2.250	57.15	24.90	0.445	1.209	30.71	J	J	M
LC 049D 19																	2.500	63.50	22.31	0.398	1.338	33.98	J	J	M
LC 049D 20																	2.750	69.85	20.20	0.361	1.467	37.27	J	J	M
LC 049D 21									3.000	76.20	18.40	0.329	1.601	40.66	K	L	P								
LC 051D 01	.300	7.62	.313	7.94	.051	1.30	29.250	13.270	0.375	9.53	229.90	4.106	0.255	6.48	F	F	K								
LC 051D 02									0.438	11.13	186.80	3.336	0.290	7.36	F	F	K								
LC 051D 03									0.500	12.70	157.70	2.817	0.324	8.23	F	F	K								
LC 051D 04									0.563	14.30	136.50	2.437	0.358	9.10	F	F	K								
LC 051D 05									0.625	15.88	120.00	2.143	0.393	9.98	F	F	K								
LC 051D 06									0.688	17.48	107.30	1.916	0.427	10.84	F	F	K								
LC 051D 07									0.750	19.05	96.90	1.730	0.461	11.72	G	G	L								
LC 051D 08									0.813	20.65	88.40	1.579	0.496	12.59	G	G	L								
LC 051D 09									0.875	22.23	81.20	1.450	0.530	13.47	G	G	L								
LC 051D 10									0.938	23.83	75.20	1.343	0.564	14.33	G	G	L								
LC 051D 11									1.000	25.40	69.90	1.248	0.599	15.21	G	G	L								
LC 051D 12									1.125	28.58	61.40	1.096	0.668	16.96	G	G	L								
LC 051D 13									1.250	31.75	54.70	0.976	0.737	18.71	G	G	L								
LC 051D 14									1.375	34.93	49.30	0.881	0.805	20.45	G	G	L								
LC 051D 15									1.500	38.10	44.90	0.802	0.874	22.20	G	G	L								
LC 051D 16									1.750	44.45	38.10	0.680	1.012	25.69	J	J	M								
LC 051D 17									2.000	50.80	33.10	0.591	1.149	29.19	J	J	M								
LC 051D 18									2.250	57.15	29.20	0.522	1.287	32.68	J	J	M								
LC 051D 19									2.500	63.50	26.20	0.467	1.424	36.17	J	J	M								

COMPRESSION SPRINGS



**SPECIAL INSTRUCTIONS FOR COMPRESSION SERIES**

**STOCK NUMBERS:** Add "M" to end of Stock Number for Music Wire; "S" for Type 302 Stainless; "S316" for Type 316 Stainless.

**PRICING:** See Inside Back Cover for up to 199 pricing. To price or order up to 1000 pcs., visit [leespring.com](http://leespring.com); 1000+ pcs. contact Lee Spring.

**CALCULATIONS:** Spring Rate and Load at Solid Hgt. are for Music Wire. For Type 302 or Type 316 Stainless, multiply figures shown by 5/6 (.833).

\*Note: Type 302 may be substituted with Type 304 at Lee Spring's discretion.

# COMPRESSION SPRINGS: STANDARD SERIES (INCH)

ENDS ARE GROUND • Music Wire (Plated), 302 Stainless Steel\* (Passivated),  
or 316 Stainless Steel (Passivated Ultrasonically Cleaned)

COMPRESSION SPRINGS

LEE STOCK NUMBER	OUTSIDE DIAMETER		TO WORK IN HOLE DIAMETER		WIRE DIAMETER		APPROX. LOAD AT SOLID HGT.		FREE LENGTH		SPRING RATE		SOLID HEIGHT		PRICE GROUP		
	IN.	MM	IN.	MM	IN.	MM	LB.	KG	IN.	MM	LB/IN.	KG/MM	IN.	MM	Music Wire	302 Stainless*	316 Stainless
LC 016DE 01	.312	7.92	.328	8.33	.016	.41	.553	.251	0.250	6.35	2.84	0.051	0.055	1.40	F	F	K
LC 016DE 02									0.313	7.95	2.21	0.039	0.061	1.56	F	G	L
LC 016DE 03									0.375	9.53	1.80	0.032	0.068	1.72	F	G	L
LC 016DE 04									0.438	11.13	1.52	0.027	0.074	1.88	F	G	L
LC 016DE 05									0.500	12.70	1.32	0.024	0.080	2.04	F	G	L
LC 016DE 06									0.563	14.30	1.17	0.021	0.086	2.20	F	G	L
LC 016DE 07									0.625	15.88	1.04	0.019	0.093	2.36	F	G	L
LC 016DE 08									0.688	17.48	0.94	0.017	0.099	2.52	F	G	L
LC 016DE 09									0.750	19.05	0.86	0.015	0.105	2.68	F	G	L
LC 016DE 10									0.813	20.65	0.79	0.014	0.112	2.84	F	G	L
LC 016DE 11									0.875	22.23	0.73	0.013	0.118	3.00	F	G	L
LC 016DE 12									0.938	23.83	0.68	0.012	0.124	3.16	F	G	L
LC 016DE 13									1.000	25.40	0.64	0.011	0.131	3.32	F	G	L
LC 016DE 14									1.250	31.75	0.51	0.009	0.156	3.96	J	J	M
LC 016DE 15									1.500	38.10	0.42	0.008	0.181	4.60	K	K	N
LC 016DE 16									1.750	44.45	0.36	0.006	0.206	5.25	K	K	N
LC 016DE 17									2.000	50.80	0.31	0.006	0.232	5.89	K	K	N
LC 023DE 01	.312	7.92	.328	8.33	.023	.58	1.195	.542	0.375	9.53	4.91	0.088	0.131	3.34	F	F	K
LC 023DE 02									0.438	11.13	4.12	0.074	0.147	3.75	F	F	K
LC 023DE 03									0.500	12.70	3.55	0.063	0.163	4.15	F	F	K
LC 023DE 04									0.563	14.30	3.12	0.056	0.179	4.56	F	F	K
LC 023DE 05									0.625	15.88	2.79	0.050	0.195	4.96	F	F	K
LC 023DE 06									0.688	17.48	2.51	0.045	0.211	5.37	F	F	K
LC 023DE 07									0.750	19.05	2.29	0.041	0.227	5.77	F	F	K
LC 023DE 08									0.813	20.65	2.10	0.038	0.243	6.18	F	F	K
LC 023DE 09									0.875	22.23	1.95	0.035	0.259	6.58	F	F	K
LC 023DE 10									0.938	23.83	1.81	0.032	0.275	6.99	F	F	K
LC 023DE 11									1.000	25.40	1.69	0.030	0.291	7.39	F	F	K
LC 023DE 12									1.250	31.75	1.34	0.024	0.355	9.01	F	F	K
LC 023DE 13									1.375	34.93	1.21	0.022	0.387	9.82	F	F	K
LC 023DE 14									1.500	38.10	1.11	0.020	0.419	10.63	F	F	K
LC 023DE 15									1.750	44.45	0.95	0.017	0.482	12.25	G	G	L
LC 023DE 16									2.000	50.80	0.83	0.015	0.546	13.87	G	G	L
LC 023DE 17									2.250	57.15	0.73	0.013	0.610	15.49	G	G	L
LC 023DE 18									2.500	63.50	0.66	0.012	0.674	17.11	G	G	L

### SPECIAL INSTRUCTIONS FOR COMPRESSION SERIES

**STOCK NUMBERS:** Add "M" to end of Stock Number for Music Wire; "S" for Type 302 Stainless; "S316" for Type 316 Stainless.

**PRICING:** See Inside Back Cover for up to 199 pricing. To price or order up to 1000 pcs., visit leespring.com; 1000+ pcs. contact Lee Spring.

**CALCULATIONS:** Spring Rate and Load at Solid Hgt. are for Music Wire. For Type 302 or Type 316 Stainless, multiply figures shown by 5/6 (.833).

\*Note: Type 302 may be substituted with Type 304 at Lee Spring's discretion.



# COMPRESSION SPRINGS: STANDARD SERIES (INCH)

ENDS ARE GROUND • Music Wire (Plated), 302 Stainless Steel\* (Passivated),  
or 316 Stainless Steel (Passivated Ultrasonically Cleaned)

LEE STOCK NUMBER	OUTSIDE DIAMETER		TO WORK IN HOLE DIAMETER		WIRE DIAMETER		APPROX. LOAD AT SOLID HGT.		FREE LENGTH		SPRING RATE		SOLID HEIGHT		PRICE GROUP		
	IN.	MM	IN.	MM	IN.	MM	LB.	KG	IN.	MM	LB/IN.	KG/MM	IN.	MM	Music Wire	302 Stainless*	316 Stainless
															M	S	S316
LC 026DE 01	.312	7.92	.328	8.33	.026	.66	2.417	1.096	0.438	11.13	8.33	0.149	0.148	3.75	F	F	K
LC 026DE 02									0.500	12.70	7.18	0.128	0.163	4.14	F	F	K
LC 026DE 03									0.563	14.30	6.29	0.112	0.178	4.53	F	F	K
LC 026DE 04									0.625	15.88	5.61	0.100	0.193	4.91	F	F	K
LC 026DE 05									0.688	17.48	5.05	0.09	0.209	5.30	F	F	K
LC 026DE 06									0.750	19.05	4.61	0.082	0.224	5.69	F	F	K
LC 026DE 07									0.813	20.65	4.22	0.075	0.239	6.08	F	F	K
LC 026DE 08									0.875	22.23	3.91	0.070	0.254	6.46	F	F	K
LC 026DE 09									0.938	23.83	3.63	0.065	0.270	6.85	F	F	K
LC 026DE 10									1.000	25.40	3.39	0.061	0.285	7.24	F	F	K
LC 026DE 11									1.250	31.75	2.68	0.048	0.346	8.79	F	F	K
LC 026DE 12									1.500	38.10	2.22	0.040	0.407	10.34	F	F	K
LC 026DE 13									1.750	44.45	1.89	0.034	0.468	11.89	F	F	K
LC 026DE 14									2.000	50.80	1.65	0.029	0.529	13.44	F	F	K
LC 026DE 15									2.250	57.15	1.46	0.026	0.590	14.99	G	G	L
LC 026DE 16									2.500	63.50	1.31	0.023	0.651	16.54	G	G	L
LC 047DE 01	.312	7.92	.328	8.74	.047	1.19	13.282	6.025	0.375	9.53	116.19	2.080	0.261	6.63	F	F	K
LC 047DE 02									0.438	11.13	94.91	1.699	0.297	7.54	F	F	K
LC 047DE 03									0.500	12.70	80.42	1.439	0.334	8.48	F	F	K
LC 047DE 04									0.563	14.30	69.76	1.249	0.370	9.40	F	F	K
LC 047DE 05									0.625	15.88	61.49	1.101	0.406	10.31	F	F	K
LC 047DE 06									0.688	17.48	55.06	0.986	0.443	11.25	F	F	K
LC 047DE 07									0.750	19.05	49.77	0.891	0.479	12.17	F	F	K
LC 047DE 08									0.813	20.65	45.47	0.814	0.516	13.11	F	F	K
LC 047DE 09									0.875	22.23	41.81	0.748	0.552	14.02	F	F	K
LC 047DE 10									0.938	23.83	38.73	0.693	0.588	14.94	F	F	K
LC 047DE 11									1.000	25.40	36.04	0.645	0.625	15.88	F	F	K
LC 047DE 12									1.125	28.58	31.67	0.567	0.698	17.73	G	G	L
LC 047DE 13									1.250	31.75	28.24	0.506	0.771	19.58	G	G	L
LC 047DE 14									1.375	34.93	25.49	0.456	0.844	21.44	G	G	L
LC 047DE 15									1.500	38.10	23.22	0.416	0.917	23.29	G	G	L
LC 047DE 16									1.750	44.45	19.72	0.353	1.063	27.00	G	G	L
LC 047DE 17									2.000	50.80	17.13	0.307	1.208	30.68	G	G	L
LC 047DE 18									2.250	57.15	15.14	0.271	1.354	34.39	G	G	L
LC 047DE 19									2.500	63.50	13.57	0.243	1.500	38.10	G	G	L
LC 047DE 20									2.750	69.85	12.29	0.220	1.646	41.81	G	G	L
LC 047DE 21									3.000	76.20	11.24	0.201	1.792	45.52	G	G	L

COMPRESSION SPRINGS



**SPECIAL INSTRUCTIONS FOR COMPRESSION SERIES**

**STOCK NUMBERS:** Add "M" to end of Stock Number for Music Wire; "S" for Type 302 Stainless; "S316" for Type 316 Stainless.  
**PRICING:** See Inside Back Cover for up to 199 pricing. To price or order up to 1000 pcs., visit [leespring.com](http://leespring.com); 1000+ pcs. contact Lee Spring.  
**CALCULATIONS:** Spring Rate and Load at Solid Hgt. are for Music Wire. For Type 302 or Type 316 Stainless, multiply figures shown by 5/6 (.833).  
 \*Note: Type 302 may be substituted with Type 304 at Lee Spring's discretion.

# COMPRESSION SPRINGS: STANDARD SERIES (INCH)

ENDS ARE GROUND • Music Wire (Plated), 302 Stainless Steel\* (Passivated),  
or 316 Stainless Steel (Passivated Ultrasonically Cleaned)

COMPRESSION SPRINGS

LEE STOCK NUMBER	OUTSIDE DIAMETER		TO WORK IN HOLE DIAMETER		WIRE DIAMETER		APPROX. LOAD AT SOLID HGT.		FREE LENGTH		SPRING RATE		SOLID HEIGHT		PRICE GROUP		
	IN.	MM	IN.	MM	IN.	MM	LB.	KG	IN.	MM	LB/IN.	KG/MM	IN.	MM	Music Wire	302 Stainless*	316 Stainless
LC 026E 01	.360	9.15	.375	9.53	.026	.66	3.500	1.588	0.500	12.70	9.00	0.161	0.108	2.74	F	F	K
LC 026E 02									0.563	14.30	8.00	0.143	0.115	2.92	F	F	K
LC 026E 03									0.625	15.88	7.00	0.125	0.124	3.15	F	F	K
LC 026E 04									0.688	17.48	6.50	0.116	0.131	3.33	F	F	K
LC 026E 05									0.750	19.05	6.00	0.107	0.138	3.51	F	F	K
LC 026E 06									0.813	20.65	5.50	0.098	0.144	3.66	F	F	K
LC 026E 07									0.875	22.23	5.00	0.089	0.151	3.84	F	F	K
LC 026E 08									0.938	23.83	4.50	0.080	0.157	3.99	F	F	K
LC 026E 09									1.000	25.40	4.00	0.071	0.170	4.32	F	F	K
LC 026E 10									1.125	28.58	3.50	0.063	0.190	4.83	F	F	K
LC 026E 11									1.250	31.75	3.30	0.059	0.210	5.33	F	F	K
LC 026E 12									1.500	38.10	2.70	0.048	0.239	6.07	F	F	K
LC 026E 13									1.750	44.45	2.40	0.043	0.250	6.35	F	F	K
LC 026E 14									2.000	50.80	2.10	0.037	0.278	7.06	F	F	K
LC 026E 15									2.250	57.15	1.90	0.034	0.317	8.05	G	G	L
LC 029E 01	.360	9.15	.375	9.53	.029	.74	4.500	2.038	0.500	12.70	12.20	0.218	0.141	3.58	F	F	K
LC 029E 02									0.563	14.30	10.70	0.191	0.151	3.84	F	F	K
LC 029E 03									0.625	15.88	9.60	0.171	0.161	4.09	F	F	K
LC 029E 04									0.688	17.48	8.60	0.153	0.171	4.34	F	F	K
LC 029E 05									0.750	19.05	7.60	0.136	0.181	4.60	F	F	K
LC 029E 06									0.813	20.65	7.00	0.125	0.192	4.88	F	F	K
LC 029E 07									0.875	22.23	6.50	0.116	0.202	5.13	F	F	K
LC 029E 08									0.938	23.83	6.10	0.109	0.213	5.41	F	F	K
LC 029E 09									1.000	25.40	5.70	0.102	0.222	5.64	F	F	K
LC 029E 10									1.125	28.58	5.00	0.089	0.242	6.15	F	F	K
LC 029E 11									1.250	31.75	4.40	0.078	0.264	6.70	F	F	K
LC 029E 12									1.375	34.93	4.00	0.071	0.283	7.19	F	F	K
LC 029E 13									1.500	38.10	3.70	0.066	0.304	7.72	F	F	K
LC 029E 14									1.750	44.45	3.20	0.057	0.334	8.48	F	F	K
LC 029E 15									2.000	50.80	2.70	0.048	0.384	9.75	G	G	L
LC 032E 0	.360	9.15	.375	9.53	.032	.81	6.300	2.858	0.375	9.53	25.50	0.455	0.120	3.05	F	F	K
LC 032E 01									0.500	12.70	18.00	0.321	0.145	3.68	F	F	K
LC 032E 02									0.563	14.30	16.00	0.285	0.161	4.09	F	F	K
LC 032E 03									0.625	15.88	14.50	0.258	0.169	4.29	F	F	K
LC 032E 04									0.688	17.48	13.00	0.232	0.177	4.50	F	F	K
LC 032E 05									0.750	19.05	12.00	0.214	0.185	4.70	F	F	K
LC 032E 06									0.813	20.65	11.00	0.196	0.201	5.10	F	F	K
LC 032E 07									0.875	22.23	10.00	0.179	0.209	5.31	F	F	K
LC 032E 08									0.938	23.83	9.50	0.169	0.225	5.72	F	F	K
LC 032E 09									1.000	25.40	8.50	0.152	0.241	6.12	F	F	K
LC 032E 10									1.125	28.58	7.50	0.134	0.265	6.73	F	F	K
LC 032E 11									1.250	31.75	7.00	0.125	0.277	7.04	F	F	K
LC 032E 12									1.375	34.93	6.50	0.116	0.297	7.54	F	F	K
LC 032E 13									1.500	38.10	5.50	0.098	0.338	8.59	F	F	K
LC 032E 14									1.750	44.45	4.60	0.082	0.381	9.68	F	F	K
LC 032E 15									2.000	50.80	4.00	0.071	0.421	10.69	G	G	L
LC 032E 16									2.250	57.15	3.60	0.064	0.471	11.96	G	G	L
LC 032E 17	2.500	63.50	3.20	0.057	0.514	13.06	G	G	L								

### SPECIAL INSTRUCTIONS FOR COMPRESSION SERIES

**STOCK NUMBERS:** Add "M" to end of Stock Number for Music Wire; "S" for Type 302 Stainless; "S316" for Type 316 Stainless.

**PRICING:** See Inside Back Cover for up to 199 pricing. To price or order up to 1000 pcs., visit leespring.com; 1000+ pcs. contact Lee Spring.

**CALCULATIONS:** Spring Rate and Load at Solid Hgt. are for Music Wire. For Type 302 or Type 316 Stainless, multiply figures shown by 5/6 (.833).


\*Note: Type 302 may be substituted with Type 304 at Lee Spring's discretion.

# COMPRESSION SPRINGS: STANDARD SERIES (INCH)

ENDS ARE GROUND • Music Wire (Plated), 302 Stainless Steel\* (Passivated), or 316 Stainless Steel (Passivated Ultrasonically Cleaned)

LEE STOCK NUMBER	OUTSIDE DIAMETER		TO WORK IN HOLE DIAMETER		WIRE DIAMETER		APPROX. LOAD AT SOLID HGT.		FREE LENGTH		SPRING RATE		SOLID HEIGHT		PRICE GROUP		
	IN.	MM	IN.	MM	IN.	MM	LB.	KG	IN.	MM	LB/IN.	KG/MM	IN.	MM	Music Wire	302 Stainless*	316 Stainless
															M	S	S316
LC 035E 01	.360	9.15	.375	9.53	.035	.89	7.750	3.510	0.438	11.13	27.80	0.496	0.164	4.16	F	F	K
LC 035E 02									0.500	12.70	23.70	0.422	0.178	4.52	F	F	K
LC 035E 03									0.563	14.30	20.30	0.362	0.194	4.93	F	F	K
LC 035E 04									0.625	15.88	18.00	0.321	0.208	5.28	F	F	K
LC 035E 05									0.688	17.48	16.00	0.285	0.223	5.66	F	F	K
LC 035E 06									0.750	19.05	14.70	0.262	0.238	6.04	F	F	K
LC 035E 07									0.813	20.65	13.30	0.237	0.252	6.40	F	F	K
LC 035E 08									0.875	22.23	12.50	0.223	0.266	6.76	F	F	K
LC 035E 09									0.938	23.83	11.70	0.209	0.279	7.09	F	F	K
LC 035E 10									1.000	25.40	11.00	0.196	0.293	7.44	F	F	K
LC 035E 11									1.125	28.58	9.50	0.169	0.325	8.26	F	F	K
LC 035E 12									1.250	31.75	8.60	0.153	0.351	8.92	F	F	K
LC 035E 13									1.375	34.93	7.70	0.137	0.381	9.68	F	F	K
LC 035E 14									1.500	38.10	7.00	0.125	0.410	10.41	F	F	K
LC 035E 15									1.750	44.45	6.10	0.109	0.465	11.81	G	G	L
LC 035E 16									2.000	50.80	5.20	0.093	0.525	13.34	G	G	L
LC 035E 17									2.250	57.15	4.60	0.082	0.580	14.73	G	G	L
LC 035E 18									2.500	63.50	4.10	0.073	0.640	16.26	G	G	L
LC 038E 01	.360	9.15	.375	9.53	.038	.96	10.300	4.672	0.438	11.13	38.00	0.679	0.172	4.37	F	F	K
LC 038E 02									0.500	12.70	32.00	0.570	0.191	4.85	F	F	K
LC 038E 03									0.563	14.30	28.00	0.499	0.200	5.08	F	F	K
LC 038E 04									0.625	15.88	25.00	0.446	0.219	5.56	F	F	K
LC 038E 05									0.688	17.48	22.00	0.392	0.239	6.07	F	F	K
LC 038E 06									0.750	19.05	21.00	0.374	0.248	6.30	F	F	K
LC 038E 07									0.813	20.65	19.00	0.339	0.267	6.78	F	F	K
LC 038E 08									0.875	22.23	17.00	0.303	0.286	7.26	F	F	K
LC 038E 09									0.938	23.83	16.00	0.285	0.305	7.75	F	F	K
LC 038E 10									1.000	25.40	15.00	0.267	0.324	8.23	F	F	K
LC 038E 11									1.125	28.58	13.00	0.232	0.352	8.94	F	F	K
LC 038E 12									1.250	31.75	12.00	0.214	0.381	9.68	F	F	K
LC 038E 13									1.375	34.93	10.00	0.178	0.438	11.12	F	F	K
LC 038E 14									1.500	38.10	9.00	0.161	0.477	12.12	F	F	K
LC 038E 15									1.750	44.45	8.20	0.146	0.518	13.16	G	G	L
LC 038E 16									2.000	50.80	7.50	0.134	0.575	14.60	G	G	L
LC 038E 17									2.250	57.15	6.50	0.116	0.632	16.05	G	G	L
LC 038E 18									2.500	63.50	5.80	0.103	0.714	18.14	G	G	L

COMPRESSION SPRINGS



### SPECIAL INSTRUCTIONS FOR COMPRESSION SERIES

**STOCK NUMBERS:** Add "M" to end of Stock Number for Music Wire; "S" for Type 302 Stainless; "S316" for Type 316 Stainless.

**PRICING:** See Inside Back Cover for up to 199 pricing. To price or order up to 1000 pcs., visit leespring.com; 1000+ pcs. contact Lee Spring.

**CALCULATIONS:** Spring Rate and Load at Solid Hgt. are for Music Wire. For Type 302 or Type 316 Stainless, multiply figures shown by 5/6 (.833).

\*Note: Type 302 may be substituted with Type 304 at Lee Spring's discretion.

# COMPRESSION SPRINGS: STANDARD SERIES (INCH)

ENDS ARE GROUND • Music Wire (Plated), 302 Stainless Steel\* (Passivated),  
or 316 Stainless Steel (Passivated Ultrasonically Cleaned)

COMPRESSION SPRINGS

LEE STOCK NUMBER	OUTSIDE DIAMETER		TO WORK IN HOLE DIAMETER		WIRE DIAMETER		APPROX. LOAD AT SOLID HGT.		FREE LENGTH		SPRING RATE		SOLID HEIGHT		PRICE GROUP		
	IN.	MM	IN.	MM	IN.	MM	LB.	KG	IN.	MM	LB/IN.	KG/MM	IN.	MM	Music Wire	302 Stainless*	316 Stainless
LC 040E 01	.360	9.15	.375	9.53	.040	1.02	11.500	5.208	0.438	11.13	44.20	0.788	0.196	4.98	F	F	K
LC 040E 02									0.500	12.70	38.20	0.681	0.214	5.44	F	F	K
LC 040E 03									0.563	14.30	33.00	0.588	0.234	5.94	F	F	K
LC 040E 04									0.625	15.88	28.60	0.510	0.254	6.45	F	F	K
LC 040E 05									0.688	17.48	26.20	0.467	0.270	6.86	F	F	K
LC 040E 06									0.750	19.05	24.00	0.428	0.290	7.37	F	F	K
LC 040E 07									0.813	20.65	22.20	0.396	0.306	7.77	F	F	K
LC 040E 08									0.875	22.23	20.20	0.360	0.326	8.28	F	F	K
LC 040E 09									0.938	23.83	18.80	0.335	0.342	8.69	F	F	K
LC 040E 10									1.000	25.40	17.40	0.310	0.362	9.19	F	F	K
LC 040E 11									1.125	28.58	15.40	0.274	0.398	10.11	F	F	K
LC 040E 12									1.250	31.75	13.80	0.246	0.435	11.05	F	F	K
LC 040E 13									1.375	34.93	12.40	0.221	0.475	12.06	F	F	K
LC 040E 14									1.500	38.10	11.50	0.205	0.510	12.95	F	F	K
LC 040E 15									1.750	44.45	9.70	0.173	0.586	14.88	F	F	K
LC 040E 16									2.000	50.80	8.60	0.153	0.660	16.76	G	G	L
LC 040E 17									2.250	57.15	7.50	0.134	0.730	18.54	G	G	L
LC 040E 18									2.500	63.50	6.60	0.118	0.810	20.57	G	G	L
LC 042E 01	.360	9.15	.375	9.53	.042	1.07	13.500	6.124	0.438	11.13	56.00	1.000	0.201	5.11	F	F	K
LC 042E 02									0.500	12.70	46.00	0.820	0.222	5.64	F	F	K
LC 042E 03									0.563	14.30	42.00	0.749	0.232	5.89	F	F	K
LC 042E 04									0.625	15.88	37.00	0.660	0.253	6.43	F	F	K
LC 042E 05									0.688	17.48	33.00	0.588	0.274	6.96	F	F	K
LC 042E 06									0.750	19.05	31.00	0.553	0.285	7.24	F	F	K
LC 042E 07									0.813	20.65	28.00	0.500	0.306	7.77	F	F	K
LC 042E 08									0.875	22.23	25.00	0.446	0.337	8.56	F	F	K
LC 042E 09									0.938	23.83	23.00	0.410	0.359	9.12	F	F	K
LC 042E 10									1.000	25.40	21.00	0.374	0.379	9.63	F	F	K
LC 042E 11									1.125	28.58	19.00	0.339	0.411	10.44	F	F	K
LC 042E 12									1.250	31.75	17.00	0.303	0.453	11.51	F	F	K
LC 042E 13									1.375	34.93	16.00	0.285	0.485	12.32	F	F	K
LC 042E 14									1.500	38.10	14.50	0.259	0.527	13.39	F	F	K
LC 042E 15									1.750	44.45	12.00	0.214	0.614	15.60	G	G	L
LC 042E 16									2.000	50.80	10.50	0.187	0.677	17.20	G	G	L
LC 042E 17									2.250	57.15	9.00	0.160	0.769	19.53	G	G	L
LC 042E 18									2.500	63.50	8.25	0.147	0.850	21.59	G	G	L

### SPECIAL INSTRUCTIONS FOR COMPRESSION SERIES

**STOCK NUMBERS:** Add "M" to end of Stock Number for Music Wire; "S" for Type 302 Stainless; "S316" for Type 316 Stainless.

**PRICING:** See Inside Back Cover for up to 199 pricing. To price or order up to 1000 pcs., visit leespring.com; 1000+ pcs. contact Lee Spring.

**CALCULATIONS:** Spring Rate and Load at Solid Hgt. are for Music Wire. For Type 302 or Type 316 Stainless, multiply figures shown by 5/6 (.833).

\*Note: Type 302 may be substituted with Type 304 at Lee Spring's discretion.

# COMPRESSION SPRINGS: STANDARD SERIES (INCH)

ENDS ARE GROUND • Music Wire (Plated), 302 Stainless Steel\* (Passivated),  
or 316 Stainless Steel (Passivated Ultrasonically Cleaned)

LEE STOCK NUMBER	OUTSIDE DIAMETER		TO WORK IN HOLE DIAMETER		WIRE DIAMETER		APPROX. LOAD AT SOLID HGT.		FREE LENGTH		SPRING RATE		SOLID HEIGHT		PRICE GROUP		
	IN.	MM	IN.	MM	IN.	MM	LB.	KG	IN.	MM	LB./IN.	KG/MM	IN.	MM	Music Wire	302 Stainless*	316 Stainless
															M	S	S316
LC 045E 01	.360	9.15	.375	9.53	.045	1.14	16.500	7.484	0.438	11.13	75.00	1.339	0.215	5.46	F	F	K
LC 045E 02									0.500	12.70	65.00	1.159	0.232	5.89	F	F	K
LC 045E 03									0.563	14.30	55.00	0.981	0.260	6.60	F	F	K
LC 045E 04									0.625	15.88	49.00	0.874	0.271	6.88	F	F	K
LC 045E 05									0.688	17.48	44.00	0.784	0.294	7.47	F	F	K
LC 045E 06									0.750	19.05	40.00	0.713	0.316	8.03	F	F	K
LC 045E 07									0.813	20.65	37.00	0.661	0.339	8.61	F	F	K
LC 045E 08									0.875	22.23	33.00	0.588	0.361	9.17	F	F	K
LC 045E 09									0.938	23.83	30.00	0.535	0.395	10.03	F	F	K
LC 045E 10									1.000	25.40	28.00	0.499	0.417	10.59	F	F	K
LC 045E 11									1.125	28.58	25.00	0.446	0.451	11.46	F	F	K
LC 045E 12									1.250	31.75	22.00	0.392	0.512	13.00	F	F	K
LC 045E 13									1.375	34.93	20.00	0.357	0.541	13.74	F	F	K
LC 045E 14									1.500	38.10	18.00	0.321	0.586	14.88	F	F	K
LC 045E 15									1.750	44.45	15.50	0.276	0.681	17.30	G	G	L
LC 045E 16									2.000	50.80	13.30	0.237	0.762	19.35	G	G	L
LC 045E 17									2.250	57.15	11.80	0.210	0.851	21.62	G	G	L
LC 045E 18									2.500	63.50	10.60	0.189	0.945	24.00	G	G	L
LC 045E 19									2.750	69.85	9.37	0.167	1.045	26.54	G	G	L
LC 047E 01	.360	9.15	.375	9.53	.047	1.19	20.800	9.430	0.438	11.13	93.00	1.660	0.221	5.62	F	F	K
LC 047E 02									0.500	12.70	78.80	1.407	0.243	6.18	F	F	K
LC 047E 03									0.563	14.30	68.20	1.218	0.266	6.76	F	F	K
LC 047E 04									0.625	15.88	60.20	1.076	0.289	7.33	F	F	K
LC 047E 05									0.688	17.48	53.80	0.962	0.311	7.91	F	F	K
LC 047E 06									0.750	19.05	48.80	0.871	0.334	8.48	F	F	K
LC 047E 07									0.813	20.65	44.50	0.794	0.357	9.06	F	F	K
LC 047E 08									0.875	22.23	41.00	0.731	0.379	9.63	F	F	K
LC 047E 09									0.938	23.83	37.90	0.677	0.402	10.20	F	F	K
LC 047E 10									1.000	25.40	35.30	0.630	0.424	10.77	F	F	K
LC 047E 11									1.125	28.58	31.00	0.554	0.469	11.92	F	F	K
LC 047E 12									1.250	31.75	27.70	0.494	0.514	13.07	G	G	L
LC 047E 13									1.375	34.93	25.00	0.446	0.560	14.21	G	G	L
LC 047E 14									1.500	38.10	22.70	0.406	0.605	15.36	G	G	L
LC 047E 15									1.750	44.45	19.30	0.345	0.695	17.66	G	G	L
LC 047E 16									2.000	50.80	16.80	0.300	0.785	19.95	J	J	M
LC 047E 17									2.250	57.15	14.80	0.265	0.876	22.24	J	J	M
LC 047E 18									2.500	63.50	13.30	0.237	0.966	24.54	J	J	M
LC 047E 19									2.750	69.85	12.00	0.215	1.056	26.83	K	L	P
LC 047E 20									3.000	76.20	11.00	0.197	1.147	29.13	K	L	P
LC 047E 21									3.250	82.55	10.10	0.180	1.241	31.52	K	M	R
LC 047E 22									3.500	88.90	9.40	0.168	1.326	33.68	K	M	R

COMPRESSION SPRINGS



**SPECIAL INSTRUCTIONS FOR COMPRESSION SERIES**

**STOCK NUMBERS:** Add "M" to end of Stock Number for Music Wire; "S" for Type 302 Stainless; "S316" for Type 316 Stainless.

**PRICING:** See Inside Back Cover for up to 199 pricing. To price or order up to 1000 pcs., visit [leespring.com](http://leespring.com); 1000+ pcs. contact Lee Spring.

**CALCULATIONS:** Spring Rate and Load at Solid Hgt. are for Music Wire. For Type 302 or Type 316 Stainless, multiply figures shown by 5/6 (.833).

\*Note: Type 302 may be substituted with Type 304 at Lee Spring's discretion.

# COMPRESSION SPRINGS: STANDARD SERIES (INCH)

ENDS ARE GROUND • Music Wire (Plated), 302 Stainless Steel\* (Passivated),  
or 316 Stainless Steel (Passivated Ultrasonically Cleaned)

COMPRESSION SPRINGS

LEE STOCK NUMBER	OUTSIDE DIAMETER		TO WORK IN HOLE DIAMETER		WIRE DIAMETER		APPROX. LOAD AT SOLID HGT.		FREE LENGTH		SPRING RATE		SOLID HEIGHT		PRICE GROUP		
	IN.	MM	IN.	MM	IN.	MM	LB.	KG	IN.	MM	LB/IN.	KG/MM	IN.	MM	Music Wire	302 Stainless*	316 Stainless
															M	S	S316
LC 049E 01									0.438	11.13	109.10	1.948	0.234	5.94	F	F	K
LC 049E 02									0.500	12.70	92.20	1.647	0.258	6.56	F	F	K
LC 049E 03									0.563	14.30	79.90	1.427	0.282	7.17	F	F	K
LC 049E 04									0.625	15.88	70.40	1.257	0.307	7.80	F	F	K
LC 049E 05									0.688	17.48	63.00	1.124	0.331	8.42	F	F	K
LC 049E 06									0.750	19.05	56.90	1.016	0.356	9.04	F	F	K
LC 049E 07									0.813	20.65	51.90	0.928	0.380	9.66	F	F	K
LC 049E 08									0.875	22.23	47.70	0.852	0.405	10.29	F	F	K
LC 049E 09									1.000	25.40	41.10	0.734	0.454	11.53	F	F	K
LC 049E 10									1.125	28.58	36.10	0.645	0.503	12.77	G	G	L
LC 049E 11	.360	9.15	.375	9.53	.049	1.24	23.000	10.430	1.250	31.75	32.20	0.575	0.552	14.01	G	G	L
LC 049E 12									1.375	34.93	29.00	0.519	0.601	15.25	G	G	L
LC 049E 13									1.500	38.10	26.50	0.472	0.649	16.50	G	G	L
LC 049E 14									1.750	44.45	22.40	0.401	0.747	18.98	J	J	M
LC 049E 15									2.000	50.80	19.50	0.348	0.845	21.47	J	J	M
LC 049E 16									2.250	57.15	17.20	0.308	0.943	23.95	J	J	M
LC 049E 17									2.500	63.50	15.40	0.276	1.041	26.43	J	K	N
LC 049E 18									2.750	69.85	14.00	0.250	1.139	28.92	K	M	R
LC 049E 19									3.000	76.20	12.80	0.228	1.236	31.40	K	M	R
LC 049E 20									3.250	82.55	11.80	0.211	1.330	33.79	K	M	R
LC 049E 21									3.500	88.90	10.90	0.195	1.432	36.37	K	M	R
LC 051E 01									0.438	11.13	127.71	2.281	0.246	6.26	F	F	K
LC 051E 02									0.500	12.70	107.82	1.925	0.272	6.92	F	F	K
LC 051E 03									0.563	14.30	93.28	1.666	0.298	7.58	F	F	K
LC 051E 04									0.625	15.88	82.05	1.465	0.325	8.25	F	F	K
LC 051E 05									0.688	17.48	73.35	1.310	0.351	8.91	F	F	K
LC 051E 06									0.750	19.05	66.22	1.183	0.377	9.59	F	F	K
LC 051E 07									0.813	20.65	60.44	1.079	0.403	10.25	F	F	K
LC 051E 08									0.875	22.23	55.51	0.991	0.430	10.92	F	F	K
LC 051E 09									1.000	25.40	47.78	0.853	0.482	12.25	F	F	K
LC 051E 10									1.125	28.58	41.95	0.749	0.535	13.59	G	G	L
LC 051E 11	.360	9.15	.375	9.53	.051	1.30	25.500	11.570	1.250	31.75	37.38	0.668	0.587	14.92	G	G	L
LC 051E 12									1.375	34.93	33.71	0.602	0.640	16.26	G	G	L
LC 051E 13									1.500	38.10	30.69	0.548	0.693	17.59	G	G	L
LC 051E 14									1.750	44.45	26.04	0.465	0.798	20.26	J	J	M
LC 051E 15									2.000	50.80	22.61	0.404	0.903	22.93	J	J	M
LC 051E 16									2.250	57.15	19.98	0.357	1.008	25.60	J	J	M
LC 051E 17									2.500	63.50	17.89	0.320	1.113	28.27	J	J	M
LC 051E 18									2.750	69.85	16.20	0.289	1.218	30.93	K	M	R
LC 051E 19									3.000	76.20	14.81	0.264	1.323	33.60	K	M	R
LC 051E 20									3.250	82.55	13.60	0.243	1.434	36.41	K	M	R
LC 051E 21									3.500	88.90	12.60	0.225	1.539	39.09	K	M	R

### SPECIAL INSTRUCTIONS FOR COMPRESSION SERIES

**STOCK NUMBERS:** Add "M" to end of Stock Number for Music Wire; "S" for Type 302 Stainless; "S316" for Type 316 Stainless.

**PRICING:** See Inside Back Cover for up to 199 pricing. To price or order up to 1000 pcs., visit leespring.com; 1000+ pcs. contact Lee Spring.

**CALCULATIONS:** Spring Rate and Load at Solid Hgt. are for Music Wire. For Type 302 or Type 316 Stainless, multiply figures shown by 5/6 (.833).

\*Note: Type 302 may be substituted with Type 304 at Lee Spring's discretion.




# COMPRESSION SPRINGS: STANDARD SERIES (INCH)

ENDS ARE GROUND • Music Wire (Plated), 302 Stainless Steel\* (Passivated),  
or 316 Stainless Steel (Passivated Ultrasonically Cleaned)

LEE STOCK NUMBER	OUTSIDE DIAMETER		TO WORK IN HOLE DIAMETER		WIRE DIAMETER		APPROX. LOAD AT SOLID HGT.		FREE LENGTH		SPRING RATE		SOLID HEIGHT		PRICE GROUP										
	IN.	MM	IN.	MM	IN.	MM	LB.	KG	IN.	MM	LB./IN.	KG/MM	IN.	MM	Music Wire	302 Stainless*	316 Stainless								
															M	S	S316								
LC 055E 01	.360	9.15	.375	9.53	.055	1.40	30.750	13.950	0.438	11.13	174.90	3.123	0.270	6.86	F	F	K								
LC 055E 02									0.500	12.70	147.10	2.626	0.300	7.61	F	F	K								
LC 055E 03									0.563	14.30	126.90	2.266	0.329	8.36	F	F	K								
LC 055E 04									0.625	15.88	111.40	1.989	0.359	9.13	F	F	K								
LC 055E 05									0.688	17.48	99.40	1.775	0.389	9.88	F	F	K								
LC 055E 06									0.750	19.05	89.60	1.600	0.419	10.65	F	F	K								
LC 055E 07									0.813	20.65	81.70	1.459	0.449	11.40	F	F	K								
LC 055E 08									0.875	22.23	75.00	1.339	0.479	12.16	F	F	K								
LC 055E 09									1.000	25.40	64.40	1.151	0.539	13.68	F	F	K								
LC 055E 10									1.125	28.58	56.50	1.009	0.598	15.20	G	G	L								
LC 055E 11									.360	9.15	.375	9.53	.055	1.40	30.750	13.950	1.250	31.75	50.30	0.898	0.658	16.71	G	G	L
LC 055E 12																	1.375	34.93	45.30	0.810	0.718	18.23	G	G	L
LC 055E 13																	1.500	38.10	41.30	0.737	0.777	19.75	G	G	L
LC 055E 14																	1.750	44.45	35.00	0.625	0.897	22.78	J	J	M
LC 055E 15																	2.000	50.80	30.30	0.542	1.016	25.82	J	J	M
LC 055E 16																	2.250	57.15	26.80	0.479	1.136	28.85	J	K	N
LC 055E 17																	2.500	63.50	24.00	0.429	1.255	31.88	J	K	N
LC 055E 18																	2.750	69.85	21.70	0.388	1.375	34.92	K	M	R
LC 055E 19																	3.000	76.20	19.80	0.354	1.494	37.95	K	M	R
LC 055E 20																	3.250	82.55	18.50	0.330	1.595	40.51	K	M	R
LC 055E 21									3.500	88.90	17.10	0.305	1.716	43.59	K	M	R								
LC 059E 01	.360	9.15	.375	9.53	.059	1.50	35.050	15.900	0.438	11.13	232.19	4.146	0.296	7.51	G	G	L								
LC 059E 02									0.500	12.70	194.50	3.473	0.329	8.37	G	G	L								
LC 059E 03									0.563	14.30	167.34	2.988	0.363	9.22	G	G	L								
LC 059E 04									0.625	15.88	146.55	2.617	0.397	10.09	G	G	L								
LC 059E 05									0.688	17.48	130.58	2.332	0.431	10.95	G	G	L								
LC 059E 06									0.750	19.05	117.56	2.099	0.465	11.82	G	G	L								
LC 059E 07									0.813	20.65	107.06	1.912	0.499	12.68	G	G	L								
LC 059E 08									0.875	22.23	98.15	1.753	0.533	13.55	G	G	L								
LC 059E 09									1.000	25.40	84.24	1.504	0.601	15.28	G	G	L								
LC 059E 10									1.125	28.58	73.78	1.318	0.669	17.00	J	J	M								
LC 059E 11									.360	9.15	.375	9.53	.059	1.50	35.050	15.900	1.250	31.75	65.64	1.172	0.737	18.73	J	J	M
LC 059E 12																	1.375	34.93	59.11	1.056	0.805	20.46	J	J	M
LC 059E 13																	1.500	38.10	53.76	0.960	0.873	22.18	J	J	M
LC 059E 14																	1.750	44.45	45.53	0.813	1.009	25.64	J	J	M
LC 059E 15																	2.000	50.80	39.48	0.705	1.145	29.09	J	J	M
LC 059E 16																	2.250	57.15	34.85	0.622	1.281	32.55	K	L	P
LC 059E 17																	2.500	63.50	31.19	0.557	1.417	36.00	K	L	P
LC 059E 18																	2.750	69.85	28.23	0.504	1.553	39.46	L	M	R
LC 059E 19																	3.000	76.20	25.78	0.460	1.689	42.91	L	M	R
LC 059E 20																	3.250	82.55	23.70	0.423	1.831	46.50	L	M	R
LC 059E 21									3.500	88.90	21.80	0.389	1.979	50.28	L	M	R								

COMPRESSION SPRINGS



### SPECIAL INSTRUCTIONS FOR COMPRESSION SERIES

**STOCK NUMBERS:** Add "M" to end of Stock Number for Music Wire; "S" for Type 302 Stainless; "S316" for Type 316 Stainless.

**PRICING:** See Inside Back Cover for up to 199 pricing. To price or order up to 1000 pcs., visit [leespring.com](http://leespring.com); 1000+ pcs. contact Lee Spring.

**CALCULATIONS:** Spring Rate and Load at Solid Hgt. are for Music Wire. For Type 302 or Type 316 Stainless, multiply figures shown by 5/6 (.833).

\*Note: Type 302 may be substituted with Type 304 at Lee Spring's discretion.

# COMPRESSION SPRINGS: STANDARD SERIES (INCH)

ENDS ARE GROUND • Music Wire (Plated), 302 Stainless Steel\* (Passivated),  
or 316 Stainless Steel (Passivated Ultrasonically Cleaned)

COMPRESSION SPRINGS

LEE STOCK NUMBER	OUTSIDE DIAMETER		TO WORK IN HOLE DIAMETER		WIRE DIAMETER		APPROX. LOAD AT SOLID HGT.		FREE LENGTH		SPRING RATE		SOLID HEIGHT		PRICE GROUP		
	IN.	MM	IN.	MM	IN.	MM	LB.	KG	IN.	MM	LB/IN.	KG/MM	IN.	MM	Music Wire	302 Stainless*	316 Stainless
LC 026EE 01	.375	9.53	.391	9.92	.026	.66	2.353	1.067	0.500	12.70	6.24	0.111	0.123	3.12	F	F	K
LC 026EE 02									0.563	14.30	5.47	0.098	0.133	3.37	F	F	K
LC 026EE 03									0.625	15.88	4.88	0.087	0.142	3.61	F	F	K
LC 026EE 04									0.688	17.48	4.39	0.078	0.152	3.86	F	F	K
LC 026EE 05									0.750	19.05	4.00	0.071	0.161	4.10	F	F	K
LC 026EE 06									0.813	20.65	3.67	0.066	0.171	4.35	F	F	K
LC 026EE 07									0.875	22.23	3.40	0.061	0.181	4.59	F	F	K
LC 026EE 08									0.938	23.83	3.15	0.056	0.190	4.84	F	F	K
LC 026EE 09									1.000	25.40	2.95	0.053	0.200	5.08	F	F	K
LC 026EE 10									1.125	28.58	2.60	0.047	0.219	5.57	F	F	K
LC 026EE 11									1.250	31.75	2.33	0.042	0.239	6.06	F	F	K
LC 026EE 12									1.500	38.10	1.93	0.034	0.277	7.04	F	F	K
LC 026EE 13									1.750	44.45	1.65	0.029	0.316	8.03	F	F	K
LC 026EE 14									2.000	50.80	1.43	0.026	0.355	9.01	F	F	K
LC 026EE 15									2.250	57.15	1.27	0.023	0.393	9.99	G	G	L
LC 032EE 01	.375	9.53	.391	9.92	.032	.81	3.808	1.727	0.375	9.53	16.48	0.294	0.144	3.66	F	F	K
LC 032EE 02									0.500	12.70	11.75	0.210	0.175	4.45	F	F	K
LC 032EE 03									0.563	14.30	10.27	0.183	0.191	4.85	F	F	K
LC 032EE 04									0.625	15.88	9.13	0.163	0.207	5.25	F	F	K
LC 032EE 05									0.688	17.48	8.21	0.147	0.222	5.65	F	F	K
LC 032EE 06									0.750	19.05	7.47	0.133	0.238	6.04	F	F	K
LC 032EE 07									0.813	20.65	6.84	0.122	0.254	6.44	F	F	K
LC 032EE 08									0.875	22.23	6.32	0.113	0.269	6.84	F	F	K
LC 032EE 09									0.938	23.83	5.86	0.105	0.285	7.24	F	F	K
LC 032EE 10									1.000	25.40	5.47	0.098	0.301	7.64	F	F	K
LC 032EE 11									1.125	28.58	4.83	0.086	0.332	8.43	F	F	K
LC 032EE 12									1.250	31.75	4.32	0.077	0.363	9.23	F	F	K
LC 032EE 13									1.375	34.93	3.91	0.070	0.395	10.02	F	F	K
LC 032EE 14									1.500	38.10	3.57	0.064	0.426	10.82	F	F	K
LC 032EE 15									1.750	44.45	3.04	0.054	0.489	12.41	F	F	K
LC 032EE 16									2.000	50.80	2.65	0.047	0.551	14.00	G	G	L
LC 032EE 17									2.250	57.15	2.34	0.042	0.614	15.59	G	G	L
LC 032EE 18									2.500	63.50	2.10	0.038	0.677	17.19	G	G	L

### SPECIAL INSTRUCTIONS FOR COMPRESSION SERIES

**STOCK NUMBERS:** Add "M" to end of Stock Number for Music Wire; "S" for Type 302 Stainless; "S316" for Type 316 Stainless.

**PRICING:** See Inside Back Cover for up to 199 pricing. To price or order up to 1000 pcs., visit leespring.com; 1000+ pcs. contact Lee Spring.

**CALCULATIONS:** Spring Rate and Load at Solid Hgt. are for Music Wire. For Type 302 or Type 316 Stainless, multiply figures shown by 5/6 (.833).

\*Note: Type 302 may be substituted with Type 304 at Lee Spring's discretion.

# COMPRESSION SPRINGS: STANDARD SERIES (INCH)

ENDS ARE GROUND • Music Wire (Plated), 302 Stainless Steel\* (Passivated),  
or 316 Stainless Steel (Passivated Ultrasonically Cleaned)

LEE STOCK NUMBER	OUTSIDE DIAMETER		TO WORK IN HOLE DIAMETER		WIRE DIAMETER		APPROX. LOAD AT SOLID HGT.		FREE LENGTH		SPRING RATE		SOLID HEIGHT		PRICE GROUP										
	IN.	MM	IN.	MM	IN.	MM	LB.	KG	IN.	MM	LB./IN.	KG/MM	IN.	MM	Music Wire	302 Stainless*	316 Stainless								
															M	S	S316								
LC 035EE 01	.375	9.53	.391	9.92	.035	.89	4.483	2.034	0.438	11.13	17.90	0.320	0.187	4.76	F	F	K								
LC 035EE 02									0.500	12.70	15.32	0.273	0.207	5.26	F	F	K								
LC 035EE 03									0.563	14.30	13.36	0.239	0.227	5.76	F	F	K								
LC 035EE 04									0.625	15.88	11.87	0.212	0.246	6.25	F	F	K								
LC 035EE 05									0.688	17.48	10.66	0.190	0.266	6.75	F	F	K								
LC 035EE 06									0.750	19.05	9.68	0.173	0.285	7.25	F	F	K								
LC 035EE 07									0.813	20.65	8.86	0.158	0.305	7.75	F	F	K								
LC 035EE 08									0.875	22.23	8.18	0.146	0.324	8.24	F	F	K								
LC 035EE 09									.390	9.91	.406	10.31	.043	1.09	11.000	4.982	0.938	23.83	7.59	0.135	0.344	8.74	F	F	K
LC 035EE 10																	1.000	25.40	7.08	0.126	0.364	9.24	F	F	K
LC 035EE 11																	1.125	28.58	6.24	0.111	0.403	10.23	F	F	K
LC 035EE 12																	1.250	31.75	5.58	0.100	0.442	11.23	F	F	K
LC 035EE 13																	1.375	34.93	5.05	0.090	0.481	12.22	F	F	K
LC 035EE 14																	1.500	38.10	4.61	0.082	0.520	13.22	F	F	K
LC 035EE 15																	1.750	44.45	3.92	0.070	0.599	15.21	G	G	L
LC 035EE 16																	2.000	50.80	3.41	0.061	0.677	17.20	G	G	L
LC 035EE 17																	2.250	57.15	3.02	0.054	0.756	19.19	G	G	L
LC 035EE 18																	2.500	63.50	2.71	0.048	0.834	21.18	G	G	L
LC 043EF 01	.390	9.91	.406	10.31	.043	1.09	11.000	4.982	0.500	12.70	38.00	0.678	0.224	5.69	G	G	L								
LC 043EF 02									0.563	14.30	33.00	0.588	0.245	6.22	G	G	L								
LC 043EF 03									0.625	15.88	28.50	0.508	0.267	6.78	G	G	L								
LC 043EF 04									0.688	17.48	26.00	0.464	0.288	7.32	G	G	L								
LC 043EF 05									0.750	19.05	24.00	0.428	0.310	7.87	G	G	L								
LC 043EF 06									0.813	20.65	22.00	0.392	0.327	8.30	G	G	L								
LC 043EF 07									0.875	22.23	20.00	0.357	0.348	8.84	G	G	L								
LC 043EF 08									0.938	23.83	18.25	0.325	0.370	9.40	G	G	L								
LC 043EF 09									1.000	25.40	17.00	0.303	0.391	9.93	G	G	L								
LC 043EF 10									1.125	28.58	15.00	0.267	0.435	11.05	G	G	L								
LC 043EF 11									1.250	31.75	13.50	0.241	0.473	12.01	G	G	L								
LC 043EF 12									1.375	34.93	12.25	0.218	0.516	13.11	G	G	L								
LC 043EF 13									1.500	38.10	11.25	0.200	0.559	14.20	G	G	L								
LC 043EF 14									1.750	44.45	9.60	0.171	0.640	16.26	G	G	L								
LC 043EF 15	2.000	50.80	8.35	0.149	0.718	18.24	G	G	L																
LC 047EF 01	.390	9.91	.406	10.31	.047	1.19	14.000	6.340	0.500	12.70	55.00	0.981	0.249	6.32	G	G	L								
LC 047EF 02									0.563	14.30	47.50	0.847	0.273	6.93	G	G	L								
LC 047EF 03									0.625	15.88	42.00	0.749	0.296	7.52	G	G	L								
LC 047EF 04									0.688	17.48	38.00	0.678	0.320	8.13	G	G	L								
LC 047EF 05									0.750	19.05	34.50	0.615	0.343	8.71	G	G	L								
LC 047EF 06									0.813	20.65	31.50	0.562	0.366	9.30	G	G	L								
LC 047EF 07									0.875	22.23	28.50	0.508	0.395	10.03	G	G	L								
LC 047EF 08									0.938	23.83	26.50	0.472	0.418	10.62	G	G	L								
LC 047EF 09									1.000	25.40	25.00	0.446	0.442	11.23	G	G	L								
LC 047EF 10									1.125	28.58	22.00	0.392	0.489	12.42	G	G	L								
LC 047EF 11									1.250	31.75	19.30	0.344	0.536	13.61	G	G	L								
LC 047EF 12									1.375	34.93	17.50	0.312	0.583	14.81	G	G	L								
LC 047EF 13									1.500	38.10	16.00	0.285	0.630	16.00	G	G	L								
LC 047EF 14									1.750	44.45	13.60	0.242	0.729	18.52	G	G	L								
LC 047EF 15									2.000	50.80	11.70	0.209	0.832	21.13	G	G	L								

COMPRESSION SPRINGS



**SPECIAL INSTRUCTIONS FOR COMPRESSION SERIES**

**STOCK NUMBERS:** Add "M" to end of Stock Number for Music Wire; "S" for Type 302 Stainless; "S316" for Type 316 Stainless.  
**PRICING:** See Inside Back Cover for up to 199 pricing. To price or order up to 1000 pcs., visit leespring.com; 1000+ pcs. contact Lee Spring.  
**CALCULATIONS:** Spring Rate and Load at Solid Hgt. are for Music Wire. For Type 302 or Type 316 Stainless, multiply figures shown by 5/6 (.833).  
 \*Note: Type 302 may be substituted with Type 304 at Lee Spring's discretion.

# COMPRESSION SPRINGS: STANDARD SERIES (INCH)

ENDS ARE GROUND • Music Wire (Plated), 302 Stainless Steel\* (Passivated),  
or 316 Stainless Steel (Passivated Ultrasonically Cleaned)

COMPRESSION SPRINGS

LEE STOCK NUMBER	OUTSIDE DIAMETER		TO WORK IN HOLE DIAMETER		WIRE DIAMETER		APPROX. LOAD AT SOLID HGT.		FREE LENGTH		SPRING RATE		SOLID HEIGHT		PRICE GROUP		
	IN.	MM	IN.	MM	IN.	MM	LB.	KG	IN.	MM	LB/IN.	KG/MM	IN.	MM	Music Wire	302 Stainless*	316 Stainless
LC 035F 01	.420	10.67	.438	11.13	.035	.89	6.200	2.810	0.500	12.70	17.70	0.316	0.158	4.01	F	F	K
LC 035F 02									0.625	15.88	13.70	0.245	0.181	4.60	F	F	K
LC 035F 03									0.750	19.05	11.20	0.200	0.203	5.16	F	F	K
LC 035F 04									0.875	22.23	9.50	0.170	0.225	5.72	F	F	K
LC 035F 05									1.000	25.40	8.20	0.146	0.249	6.32	F	F	K
LC 035F 06									1.250	31.75	6.50	0.116	0.293	7.44	F	F	K
LC 035F 07									1.500	38.10	5.30	0.095	0.341	8.66	F	F	K
LC 035F 08									1.750	44.45	4.60	0.082	0.380	9.65	G	G	L
LC 038F 01	.420	10.67	.438	11.13	.038	.96	8.000	3.629	0.500	12.70	23.00	0.411	0.172	4.37	F	F	K
LC 038F 02									0.625	15.88	18.00	0.321	0.200	5.08	F	F	K
LC 038F 03									0.750	19.05	14.00	0.250	0.229	5.82	F	F	K
LC 038F 04									0.875	22.23	12.00	0.214	0.258	6.55	F	F	K
LC 038F 05									1.000	25.40	11.00	0.196	0.286	7.26	F	F	K
LC 038F 06									1.250	31.75	8.50	0.152	0.343	8.71	F	F	K
LC 038F 07									1.500	38.10	7.00	0.125	0.381	9.68	F	F	K
LC 038F 08									1.750	44.45	6.00	0.107	0.438	11.12	G	G	L
LC 038F 09									2.000	50.80	5.20	0.093	0.496	12.60	G	G	L
LC 038F 10									2.250	57.15	4.60	0.082	0.550	13.97	G	G	L
LC 038F 11									2.500	63.50	4.20	0.075	0.594	15.09	G	G	L
LC 042F 01	.420	10.67	.438	11.13	.042	1.07	11.000	4.990	0.500	12.70	34.00	0.607	0.190	4.83	F	F	K
LC 042F 02									0.625	15.88	27.00	0.481	0.222	5.64	F	F	K
LC 042F 03									0.750	19.05	22.00	0.392	0.253	6.43	F	F	K
LC 042F 04									0.875	22.23	18.50	0.330	0.285	7.24	F	F	K
LC 042F 05									1.000	25.40	16.00	0.285	0.316	8.03	F	F	K
LC 042F 06									1.250	31.75	13.00	0.232	0.369	9.37	G	G	L
LC 042F 07									1.500	38.10	10.50	0.188	0.442	11.23	G	G	L
LC 042F 08									1.750	44.45	9.00	0.160	0.499	12.67	G	G	L
LC 042F 09									2.000	50.80	7.50	0.134	0.580	14.73	G	G	L
LC 042F 10									2.250	57.15	6.70	0.120	0.636	16.15	G	G	L
LC 042F 11									2.500	63.50	6.00	0.107	0.699	17.75	G	G	L
LC 045F 01	.420	10.67	.438	11.13	.045	1.14	13.000	5.900	0.500	12.70	44.40	0.793	0.219	5.56	F	F	K
LC 045F 02									0.625	15.88	34.00	0.607	0.255	6.48	F	F	K
LC 045F 03									0.750	19.05	27.60	0.493	0.291	7.39	F	F	K
LC 045F 04									0.875	22.23	23.20	0.414	0.327	8.31	F	F	K
LC 045F 05									1.000	25.40	20.00	0.357	0.363	9.22	F	F	K
LC 045F 06									1.250	31.75	15.70	0.280	0.435	11.05	G	G	L
LC 045F 07									1.500	38.10	12.90	0.230	0.507	12.88	G	G	L
LC 045F 08									1.750	44.45	11.00	0.196	0.577	14.66	J	J	M
LC 045F 09									2.000	50.80	9.60	0.171	0.647	16.43	J	J	M
LC 045F 10									2.250	57.15	8.40	0.150	0.725	18.42	J	J	M
LC 045F 11									2.500	63.50	7.60	0.136	0.791	20.09	J	J	M

### SPECIAL INSTRUCTIONS FOR COMPRESSION SERIES

**STOCK NUMBERS:** Add "M" to end of Stock Number for Music Wire; "S" for Type 302 Stainless; "S316" for Type 316 Stainless.

**PRICING:** See Inside Back Cover for up to 199 pricing. To price or order up to 1000 pcs., visit leespring.com; 1000+ pcs. contact Lee Spring.

**CALCULATIONS:** Spring Rate and Load at Solid Hgt. are for Music Wire. For Type 302 or Type 316 Stainless, multiply figures shown by 5/6 (.833).


\*Note: Type 302 may be substituted with Type 304 at Lee Spring's discretion.

# COMPRESSION SPRINGS: STANDARD SERIES (INCH)

ENDS ARE GROUND • Music Wire (Plated), 302 Stainless Steel\* (Passivated),  
or 316 Stainless Steel (Passivated Ultrasonically Cleaned)

COMPRESSION SPRINGS

LEE STOCK NUMBER	OUTSIDE DIAMETER		TO WORK IN HOLE DIAMETER		WIRE DIAMETER		APPROX. LOAD AT SOLID HGT.		FREE LENGTH		SPRING RATE		SOLID HEIGHT		PRICE GROUP		
	IN.	MM	IN.	MM	IN.	MM	LB.	KG	IN.	MM	LB./IN.	KG/MM	IN.	MM	Music Wire	302 Stainless*	316 Stainless
															M	S	S316
LC 047F 01	.420	10.67	.438	11.13	.047	1.19	15.500	7.031	0.500	12.70	54.00	0.964	0.218	5.54	F	F	K
LC 047F 02									0.625	15.88	41.00	0.731	0.260	6.60	F	F	K
LC 047F 03									0.750	19.05	34.00	0.606	0.283	7.19	F	F	K
LC 047F 04									0.875	22.23	28.00	0.500	0.330	8.38	F	F	K
LC 047F 05									1.000	25.40	25.00	0.446	0.377	9.58	F	F	K
LC 047F 06									1.250	31.75	19.00	0.339	0.447	11.35	G	G	L
LC 047F 07									1.500	38.10	15.50	0.277	0.519	13.18	G	G	L
LC 047F 08									1.750	44.45	13.50	0.241	0.579	14.71	J	J	M
LC 047F 09									2.000	50.80	11.50	0.205	0.683	17.35	J	J	M
LC 051F 01	.420	10.67	.438	11.13	.051	1.30	18.700	8.480	0.500	12.70	72.10	1.288	0.255	6.48	F	F	K
LC 051F 02									0.625	15.88	54.90	0.980	0.300	7.62	F	F	K
LC 051F 03									0.750	19.05	44.30	0.791	0.345	8.76	F	F	K
LC 051F 04									0.875	22.23	37.10	0.663	0.390	9.91	F	F	K
LC 051F 05									1.000	25.40	32.00	0.571	0.434	11.02	F	F	K
LC 051F 06									1.250	31.75	25.00	0.446	0.525	13.34	G	G	L
LC 051F 07									1.500	38.10	20.50	0.366	0.615	15.62	G	G	L
LC 051F 08									1.750	44.45	17.40	0.311	0.705	17.91	J	K	N
LC 051F 09									2.000	50.80	15.10	0.270	0.795	20.19	J	K	N
LC 051F 10									2.250	57.15	13.40	0.239	0.881	22.38	K	M	R
LC 051F 11									2.500	63.50	12.00	0.214	0.971	24.66	K	M	R
LC 055F 01	.420	10.67	.438	11.13	.055	1.40	24.000	10.886	0.500	12.70	95.00	1.697	0.276	7.01	F	F	K
LC 055F 02									0.625	15.88	75.00	1.337	0.317	8.05	F	F	K
LC 055F 03									0.750	19.05	61.00	1.088	0.373	9.47	F	F	K
LC 055F 04									0.875	22.23	52.00	0.929	0.414	10.52	F	F	K
LC 055F 05									1.000	25.40	44.00	0.784	0.469	11.91	F	F	K
LC 055F 06									1.250	31.75	35.00	0.624	0.551	14.00	G	G	L
LC 055F 07									1.500	38.10	28.00	0.500	0.661	16.79	G	G	L
LC 055F 08									1.750	44.45	24.00	0.428	0.765	19.43	J	K	N
LC 055F 09									2.000	50.80	21.00	0.374	0.841	21.36	J	K	N
LC 055F 10									2.250	57.15	18.00	0.321	0.950	24.13	K	M	R
LC 055F 11									2.500	63.50	16.25	0.290	1.045	26.54	K	M	R
LC 059F 01	.420	10.67	.438	11.13	.059	1.50	29.500	13.380	0.500	12.70	136.80	2.443	0.285	7.23	F	F	K
LC 059F 02									0.625	15.88	103.10	1.841	0.339	8.61	F	F	K
LC 059F 03									0.750	19.05	82.70	1.477	0.394	10.00	G	G	L
LC 059F 04									0.875	22.23	69.00	1.233	0.448	11.38	G	G	L
LC 059F 05									1.000	25.40	59.20	1.058	0.503	12.77	G	G	L
LC 059F 06									1.250	31.75	46.20	0.824	0.612	15.54	J	J	M
LC 059F 07									1.500	38.10	37.80	0.675	0.721	18.31	J	J	M
LC 059F 08									1.750	44.45	32.00	0.572	0.830	21.08	K	L	P
LC 059F 09									2.000	50.80	27.80	0.496	0.939	23.85	K	L	P
LC 059F 10									2.250	57.15	24.50	0.438	1.048	26.62	L	P	T
LC 059F 11									2.500	63.50	21.90	0.392	1.157	29.39	L	P	T



### SPECIAL INSTRUCTIONS FOR COMPRESSION SERIES

**STOCK NUMBERS:** Add "M" to end of Stock Number for Music Wire; "S" for Type 302 Stainless; "S316" for Type 316 Stainless.  
**PRICING:** See Inside Back Cover for up to 199 pricing. To price or order up to 1000 pcs., visit [leespring.com](http://leespring.com); 1000+ pcs. contact Lee Spring.  
**CALCULATIONS:** Spring Rate and Load at Solid Hgt. are for Music Wire. For Type 302 or Type 316 Stainless, multiply figures shown by 5/6 (.833).  
 \*Note: Type 302 may be substituted with Type 304 at Lee Spring's discretion.

# COMPRESSION SPRINGS: STANDARD SERIES (INCH)

ENDS ARE GROUND • Music Wire (Plated), 302 Stainless Steel\* (Passivated),  
or 316 Stainless Steel (Passivated Ultrasonically Cleaned)

COMPRESSION SPRINGS

LEE STOCK NUMBER	OUTSIDE DIAMETER		TO WORK IN HOLE DIAMETER		WIRE DIAMETER		APPROX. LOAD AT SOLID HGT.		FREE LENGTH		SPRING RATE		SOLID HEIGHT		PRICE GROUP		
	IN.	MM	IN.	MM	IN.	MM	LB.	KG	IN.	MM	LB/IN.	KG/MM	IN.	MM	Music Wire	302 Stainless*	316 Stainless
LC 063F 01	.420	10.67	.438	11.13	.063	1.60	35.500	16.100	0.500	12.70	183.00	3.268	0.315	8.00	J	J	M
LC 063F 02									0.625	15.88	137.00	2.447	0.375	9.53	J	J	M
LC 063F 03									0.750	19.05	109.00	1.947	0.436	11.07	J	J	M
LC 063F 04									0.875	22.23	91.00	1.625	0.496	12.60	J	J	M
LC 063F 05									1.000	25.40	78.00	1.393	0.556	14.12	J	J	M
LC 063F 06									1.250	31.75	60.50	1.080	0.677	17.20	K	K	N
LC 063F 07									1.500	38.10	49.60	0.886	0.796	20.22	K	K	N
LC 063F 08									1.750	44.45	41.90	0.748	0.917	23.29	L	M	R
LC 063F 09									2.000	50.80	36.30	0.648	1.043	26.49	L	M	R
LC 063F 10									2.250	57.15	32.00	0.571	1.159	29.44	M	P	T
LC 063F 11									2.500	63.50	28.70	0.513	1.277	32.44	M	P	T
LC 067F 01	.420	10.67	.438	11.13	.067	1.70	42.460	19.260	0.750	19.05	143.70	2.566	0.468	11.89	J	J	M
LC 067F 02									1.000	25.40	102.20	1.825	0.602	15.29	K	K	N
LC 067F 03									1.250	31.75	79.30	1.416	0.736	18.69	K	K	N
LC 067F 04									1.500	38.10	64.80	1.157	0.870	22.10	L	M	R
LC 067F 05									1.750	44.45	54.80	0.979	1.004	25.50	L	M	R
LC 067F 06									2.000	50.80	47.40	0.846	1.138	28.90	M	P	T
LC 067F 07									2.250	57.15	41.80	0.746	1.272	32.30	M	P	T
LC 067F 08									2.500	63.50	37.40	0.668	1.406	35.71	M	P	T
LC 072F 01	.420	10.67	.438	11.13	.072	1.83	47.620	21.600	1.000	25.40	139.20	2.486	0.658	16.71	K	K	N
LC 072F 02									1.250	31.75	107.70	1.923	0.807	20.50	K	K	N
LC 072F 03									1.500	38.10	87.90	1.570	0.955	24.26	L	M	R
LC 072F 04									1.750	44.45	74.20	1.325	1.104	28.05	L	M	R
LC 072F 05									2.000	50.80	64.20	1.146	1.253	31.83	M	P	T
LC 072F 06									2.250	57.15	56.60	1.011	1.402	35.60	M	P	T
LC 072F 07									2.500	63.50	50.60	0.904	1.550	39.37	M	P	T
LC 032FF 01	.437	11.10	.469	11.91	.032	.81	3.857	1.750	0.500	12.70	10.68	0.191	0.139	3.53	F	F	K
LC 032FF 02									0.625	15.88	8.30	0.149	0.160	4.06	F	F	K
LC 032FF 03									0.750	19.05	6.79	0.122	0.181	4.60	F	F	K
LC 032FF 04									0.875	22.23	5.74	0.103	0.202	5.13	F	F	K
LC 032FF 05									1.000	25.40	4.98	0.089	0.223	5.66	F	F	K
LC 032FF 06									1.250	31.75	3.93	0.070	0.265	6.73	F	F	K
LC 032FF 07									1.500	38.10	3.24	0.058	0.307	7.80	F	F	K
LC 032FF 08									1.750	44.45	2.76	0.049	0.348	8.84	F	F	K
LC 032FF 09									2.000	50.80	2.41	0.043	0.390	9.91	G	G	L
LC 032FF 10									2.125	53.98	2.26	0.040	0.411	10.44	G	G	L
LC 041FF 01	.437	11.10	.469	11.91	.041	1.04	7.771	3.525	0.500	12.70	25.64	0.459	0.197	5.00	F	F	K
LC 041FF 02									0.625	15.88	19.74	0.353	0.231	5.87	F	F	K
LC 041FF 03									0.750	19.05	16.04	0.287	0.264	6.71	F	F	K
LC 041FF 04									0.875	22.23	13.51	0.242	0.298	7.57	F	F	K
LC 041FF 05									1.000	25.40	11.67	0.209	0.331	8.41	F	F	K
LC 041FF 06									1.063	27.00	10.90	0.195	0.349	8.86	G	G	L
LC 041FF 07									1.250	31.75	9.16	0.164	0.399	10.13	G	G	L
LC 041FF 08									1.500	38.10	7.54	0.135	0.467	11.86	G	G	L
LC 041FF 09									1.750	44.45	6.41	0.115	0.534	13.56	G	G	L
LC 041FF 10									2.000	50.80	5.58	0.100	0.601	15.27	G	G	L

### SPECIAL INSTRUCTIONS FOR COMPRESSION SERIES

**STOCK NUMBERS:** Add "M" to end of Stock Number for Music Wire; "S" for Type 302 Stainless; "S316" for Type 316 Stainless.

**PRICING:** See Inside Back Cover for up to 199 pricing. To price or order up to 1000 pcs., visit leespring.com; 1000+ pcs. contact Lee Spring.

**CALCULATIONS:** Spring Rate and Load at Solid Hgt. are for Music Wire. For Type 302 or Type 316 Stainless, multiply figures shown by 5/6 (.833).

\*Note: Type 302 may be substituted with Type 304 at Lee Spring's discretion.




# COMPRESSION SPRINGS: STANDARD SERIES (INCH)

ENDS ARE GROUND • Music Wire (Plated), 302 Stainless Steel\* (Passivated),  
or 316 Stainless Steel (Passivated Ultrasonically Cleaned)

LEE STOCK NUMBER	OUTSIDE DIAMETER		TO WORK IN HOLE DIAMETER		WIRE DIAMETER		APPROX. LOAD AT SOLID HGT.		FREE LENGTH		SPRING RATE		SOLID HEIGHT		PRICE GROUP		
	IN.	MM	IN.	MM	IN.	MM	LB.	KG	IN.	MM	LB/IN.	KG/MM	IN.	MM	Music Wire	302 Stainless*	316 Stainless
LC 054FF 01	.437	11.10	.469	11.91	.054	1.37	16.532	7.499	0.500	12.70	75.00	1.343	0.280	7.11	F	F	K
LC 054FF 02									0.625	15.88	56.87	1.018	0.333	8.46	F	F	K
LC 054FF 03									0.750	19.05	45.80	0.820	0.387	9.83	F	F	K
LC 054FF 04									0.875	22.23	38.33	0.686	0.441	11.20	F	F	K
LC 054FF 05									1.000	25.40	32.96	0.590	0.494	12.55	F	F	K
LC 054FF 06									1.250	31.75	25.75	0.461	0.602	15.29	G	G	L
LC 054FF 07									1.500	38.10	21.12	0.378	0.709	18.01	G	G	L
LC 054FF 08									1.750	44.45	17.91	0.321	0.816	20.73	J	K	N
LC 054FF 09									2.000	50.80	15.54	0.278	0.924	23.47	J	K	N
LC 054FF 10									2.250	57.15	13.73	0.246	1.031	26.19	K	M	R
LC 054FF 11									2.500	63.50	12.29	0.220	1.139	28.93	K	M	R
LC 039FG 01	.455	11.56	.469	11.91	.039	.99	7.000	3.170	0.500	12.70	20.00	0.357	0.172	4.37	G	G	L
LC 039FG 02									0.625	15.88	15.70	0.280	0.199	5.05	G	G	L
LC 039FG 03									0.750	19.05	12.60	0.225	0.226	5.74	G	G	L
LC 039FG 04									0.875	22.23	10.80	0.192	0.254	6.45	G	G	L
LC 039FG 05									1.000	25.40	9.40	0.168	0.283	7.19	G	G	L
LC 039FG 06									1.250	31.75	7.20	0.128	0.339	8.61	G	G	L
LC 039FG 07									1.500	38.10	5.90	0.105	0.394	10.01	G	G	L
LC 039FG 08									1.750	44.45	5.00	0.089	0.448	11.38	G	G	L
LC 046FG 01	.455	11.56	.469	11.91	.046	1.17	11.000	4.982	0.500	12.70	37.00	0.660	0.212	5.38	G	G	L
LC 046FG 02									0.625	15.88	28.50	0.508	0.248	6.30	G	G	L
LC 046FG 03									0.750	19.05	23.00	0.410	0.285	7.24	G	G	L
LC 046FG 04									0.875	22.23	19.25	0.343	0.322	8.18	G	G	L
LC 046FG 05									1.000	25.40	16.75	0.299	0.359	9.12	G	G	L
LC 046FG 06									1.250	31.75	13.00	0.232	0.432	10.97	J	J	M
LC 046FG 07									1.500	38.10	10.75	0.192	0.506	12.85	J	J	M
LC 046FG 08									1.750	44.45	9.25	0.165	0.575	14.60	J	J	M
LC 036G 01	.480	12.19	.500	12.70	.036	.91	5.680	2.580	0.500	12.70	15.70	0.280	0.142	3.61	F	F	K
LC 036G 02									0.625	15.88	12.15	0.217	0.162	4.11	F	F	K
LC 036G 03									0.750	19.05	9.91	0.177	0.182	4.62	F	F	K
LC 036G 04									0.875	22.23	8.37	0.149	0.202	5.12	F	F	K
LC 036G 05									1.000	25.40	7.24	0.129	0.222	5.63	F	F	K
LC 036G 06									1.250	31.75	5.71	0.102	0.261	6.64	G	G	L
LC 036G 07									1.500	38.10	4.71	0.084	0.301	7.64	G	G	L
LC 036G 08									1.750	44.45	4.01	0.072	0.341	8.65	J	J	M
LC 036G 09									2.000	50.80	3.49	0.062	0.380	9.66	J	J	M
LC 036G 10									2.250	57.15	3.09	0.055	0.420	10.67	J	J	M
LC 036G 11									2.500	63.50	2.77	0.049	0.460	11.68	K	K	N
LC 036G 12									2.750	69.85	2.51	0.045	0.499	12.69	K	K	N
LC 036G 13									3.000	76.20	2.30	0.041	0.539	13.69	K	K	N

COMPRESSION SPRINGS



### SPECIAL INSTRUCTIONS FOR COMPRESSION SERIES

**STOCK NUMBERS:** Add "M" to end of Stock Number for Music Wire; "S" for Type 302 Stainless; "S316" for Type 316 Stainless.

**PRICING:** See Inside Back Cover for up to 199 pricing. To price or order up to 1000 pcs., visit [leespring.com](http://leespring.com); 1000+ pcs. contact Lee Spring.

**CALCULATIONS:** Spring Rate and Load at Solid Hgt. are for Music Wire. For Type 302 or Type 316 Stainless, multiply figures shown by 5/6 (.833).

\*Note: Type 302 may be substituted with Type 304 at Lee Spring's discretion.

# COMPRESSION SPRINGS: STANDARD SERIES (INCH)

ENDS ARE GROUND • Music Wire (Plated), 302 Stainless Steel\* (Passivated),  
or 316 Stainless Steel (Passivated Ultrasonically Cleaned)

COMPRESSION SPRINGS

LEE STOCK NUMBER	OUTSIDE DIAMETER		TO WORK IN HOLE DIAMETER		WIRE DIAMETER		APPROX. LOAD AT SOLID HGT.		FREE LENGTH		SPRING RATE		SOLID HEIGHT		PRICE GROUP		
	IN.	MM	IN.	MM	IN.	MM	LB.	KG	IN.	MM	LB/IN.	KG/MM	IN.	MM	Music Wire	302 Stainless*	316 Stainless
															M	S	S316
LC 038G 01									0.500	12.70	20.00	0.357	0.144	3.66	F	F	K
LC 038G 02									0.625	15.88	15.00	0.267	0.172	4.37	F	F	K
LC 038G 03									0.750	19.05	12.50	0.223	0.191	4.85	F	F	K
LC 038G 04									0.875	22.23	10.50	0.188	0.210	5.33	F	F	K
LC 038G 05									1.000	25.40	9.00	0.160	0.229	5.82	F	F	K
LC 038G 06									1.250	31.75	7.50	0.134	0.267	6.78	G	G	L
LC 038G 07	.480	12.19	.500	12.70	.038	.96	7.300	3.311	1.500	38.10	6.00	0.107	0.315	8.00	G	G	L
LC 038G 08									1.625	41.28	5.50	0.098	0.332	8.43	G	G	L
LC 038G 09									1.750	44.45	4.90	0.087	0.361	9.17	J	J	M
LC 038G 10									2.000	50.80	4.25	0.076	0.407	10.34	J	J	M
LC 038G 11									2.250	57.15	3.68	0.066	0.460	11.68	J	J	M
LC 038G 12									2.500	63.50	3.30	0.059	0.503	12.78	K	K	N
LC 038G 13									2.750	69.85	3.00	0.054	0.546	13.87	K	K	N
LC 038G 14									3.000	76.20	2.73	0.049	0.589	14.96	K	K	N
LC 042G 01									0.500	12.70	28.00	0.500	0.169	4.29	F	F	K
LC 042G 02									0.625	15.88	22.00	0.392	0.201	5.10	F	F	K
LC 042G 03									0.750	19.05	18.00	0.321	0.222	5.64	F	F	K
LC 042G 04									0.875	22.23	15.00	0.268	0.248	6.30	F	F	K
LC 042G 05									1.000	25.40	13.00	0.232	0.274	6.96	F	F	K
LC 042G 06									1.250	31.75	10.00	0.178	0.327	8.30	G	G	L
LC 042G 07									1.500	38.10	8.50	0.152	0.379	9.63	G	G	L
LC 042G 08	.480	12.19	.500	12.70	.042	1.07	9.500	4.309	1.625	41.28	7.70	0.137	0.400	10.16	G	G	L
LC 042G 09									1.750	44.45	6.90	0.123	0.438	11.12	G	G	L
LC 042G 10									2.000	50.80	6.00	0.107	0.490	12.45	G	G	L
LC 042G 11									2.250	57.15	5.50	0.098	0.504	12.80	J	J	M
LC 042G 12									2.500	63.50	5.00	0.089	0.562	14.27	K	K	N
LC 042G 13									2.750	69.85	4.53	0.081	0.610	15.49	K	K	N
LC 042G 14									3.000	76.20	4.13	0.074	0.659	16.74	L	L	P
LC 045G 01									0.500	12.70	35.00	0.625	0.192	4.88	F	F	K
LC 045G 02									0.625	15.88	28.00	0.499	0.215	5.46	F	F	K
LC 045G 03									0.750	19.05	22.00	0.392	0.248	6.30	F	F	K
LC 045G 04									0.875	22.23	19.00	0.339	0.271	6.88	F	F	K
LC 045G 05									1.000	25.40	17.00	0.303	0.293	7.44	F	F	K
LC 045G 06									1.250	31.75	13.00	0.232	0.361	9.17	G	G	L
LC 045G 07	.480	12.19	.500	12.70	.045	1.14	11.500	5.216	1.500	38.10	11.00	0.196	0.404	10.26	G	G	L
LC 045G 08									1.625	41.28	9.75	0.174	0.446	11.33	G	J	M
LC 045G 09									1.750	44.45	9.00	0.160	0.482	12.24	G	J	M
LC 045G 10									2.000	50.80	7.70	0.137	0.541	13.74	G	J	M
LC 045G 11									2.250	57.15	6.70	0.119	0.610	15.49	J	J	M
LC 045G 12									2.500	63.50	6.20	0.110	0.666	16.92	J	J	M
LC 045G 13									2.750	69.85	5.60	0.100	0.686	17.42	L	L	P
LC 045G 14									3.000	76.20	5.10	0.091	0.742	18.85	L	L	P

### SPECIAL INSTRUCTIONS FOR COMPRESSION SERIES

**STOCK NUMBERS:** Add "M" to end of Stock Number for Music Wire; "S" for Type 302 Stainless; "S316" for Type 316 Stainless.

**PRICING:** See Inside Back Cover for up to 199 pricing. To price or order up to 1000 pcs., visit leespring.com; 1000+ pcs. contact Lee Spring.

**CALCULATIONS:** Spring Rate and Load at Solid Hgt. are for Music Wire. For Type 302 or Type 316 Stainless, multiply figures shown by 5/6 (.833).


\*Note: Type 302 may be substituted with Type 304 at Lee Spring's discretion.

# COMPRESSION SPRINGS: STANDARD SERIES (INCH)

ENDS ARE GROUND • Music Wire (Plated), 302 Stainless Steel\* (Passivated),  
or 316 Stainless Steel (Passivated Ultrasonically Cleaned)

COMPRESSION SPRINGS

LEE STOCK NUMBER	OUTSIDE DIAMETER		TO WORK IN HOLE DIAMETER		WIRE DIAMETER		APPROX. LOAD AT SOLID HGT.		FREE LENGTH		SPRING RATE		SOLID HEIGHT		PRICE GROUP		
	IN.	MM	IN.	MM	IN.	MM	LB.	KG	IN.	MM	LB./IN.	KG/MM	IN.	MM	Music Wire	302 Stainless*	316 Stainless
															M	S	S316
LC 051G 01	.480	12.19	.500	12.70	.051	1.30	16.000	7.246	0.500	12.70	57.00	1.016	0.219	5.56	F	F	K
LC 051G 02									0.625	15.88	43.00	0.767	0.255	6.48	F	F	K
LC 051G 03									0.750	19.05	37.00	0.660	0.291	7.39	F	F	K
LC 051G 04									0.875	22.23	29.50	0.526	0.321	8.15	F	F	K
LC 051G 05									1.000	25.40	25.00	0.446	0.370	9.40	F	F	K
LC 051G 06									1.250	31.75	19.50	0.348	0.439	11.15	G	G	L
LC 051G 07									1.500	38.10	16.00	0.285	0.510	12.95	G	G	L
LC 051G 08									1.625	41.28	14.80	0.264	0.550	13.97	J	J	M
LC 051G 09									1.750	44.45	13.80	0.246	0.586	14.88	J	J	M
LC 051G 10									2.000	50.80	12.00	0.214	0.663	16.84	J	J	M
LC 051G 11									2.250	57.15	10.50	0.187	0.740	18.80	K	K	N
LC 051G 12									2.500	63.50	9.50	0.169	0.816	20.73	K	K	N
LC 051G 13									2.750	69.85	8.32	0.148	0.900	22.86	K	K	N
LC 051G 14									3.000	76.20	7.60	0.136	0.975	24.76	L	L	P
LC 055G 01	.480	12.19	.500	12.70	.055	1.40	20.000	9.072	0.500	12.70	72.00	1.286	0.249	6.32	F	G	L
LC 055G 02									0.625	15.88	56.00	0.999	0.290	7.37	F	G	L
LC 055G 03									0.750	19.05	47.00	0.838	0.317	8.05	F	G	L
LC 055G 04									0.875	22.23	38.00	0.679	0.373	9.47	F	G	L
LC 055G 05									1.000	25.40	35.00	0.624	0.400	10.16	F	G	L
LC 055G 06									1.250	31.75	27.00	0.481	0.482	12.24	G	J	M
LC 055G 07									1.500	38.10	22.00	0.393	0.565	14.35	G	J	M
LC 055G 08									1.625	41.28	20.00	0.357	0.605	15.37	J	K	N
LC 055G 09									1.750	44.45	18.00	0.321	0.660	16.76	J	K	N
LC 055G 10									2.000	50.80	16.00	0.285	0.720	18.29	J	K	N
LC 055G 11									2.250	57.15	14.20	0.253	0.835	21.21	J	K	N
LC 055G 12									2.500	63.50	12.50	0.223	0.927	23.54	J	K	N
LC 055G 13									2.750	69.85	10.90	0.194	1.022	25.95	K	L	P
LC 055G 14									3.000	76.20	9.96	0.178	1.107	28.12	L	M	R
LC 059G 01	.480	12.19	.500	12.70	.059	1.50	24.000	10.870	0.500	12.70	98.00	1.747	0.265	6.73	F	G	L
LC 059G 02									0.625	15.88	75.00	1.337	0.315	8.00	F	G	L
LC 059G 03									0.750	19.05	61.00	1.088	0.354	8.99	F	G	L
LC 059G 04									0.875	22.23	51.00	0.909	0.398	10.11	F	G	L
LC 059G 05									1.000	25.40	43.00	0.767	0.448	11.38	G	J	M
LC 059G 06									1.250	31.75	34.00	0.606	0.543	13.79	G	J	M
LC 059G 07									1.500	38.10	28.00	0.499	0.634	16.10	G	J	M
LC 059G 08									1.625	41.28	25.50	0.455	0.678	17.22	G	J	M
LC 059G 09									1.750	44.45	23.50	0.419	0.738	18.74	J	K	N
LC 059G 10									2.000	50.80	20.50	0.366	0.826	20.98	J	K	N
LC 059G 11									2.250	57.15	18.00	0.321	0.915	23.24	K	L	P
LC 059G 12									2.500	63.50	16.00	0.285	1.037	26.34	K	L	P
LC 059G 13									2.750	69.85	14.74	0.263	1.102	27.99	L	M	R
LC 059G 14									3.000	76.20	13.46	0.240	1.194	30.32	L	M	R



### SPECIAL INSTRUCTIONS FOR COMPRESSION SERIES

**STOCK NUMBERS:** Add "M" to end of Stock Number for Music Wire; "S" for Type 302 Stainless; "S316" for Type 316 Stainless.  
**PRICING:** See Inside Back Cover for up to 199 pricing. To price or order up to 1000 pcs., visit [leespring.com](http://leespring.com); 1000+ pcs. contact Lee Spring.  
**CALCULATIONS:** Spring Rate and Load at Solid Hgt. are for Music Wire. For Type 302 or Type 316 Stainless, multiply figures shown by 5/6 (.833).  
 \*Note: Type 302 may be substituted with Type 304 at Lee Spring's discretion.

# COMPRESSION SPRINGS: STANDARD SERIES (INCH)

ENDS ARE GROUND • Music Wire (Plated), 302 Stainless Steel\* (Passivated),  
or 316 Stainless Steel (Passivated Ultrasonically Cleaned)

COMPRESSION SPRINGS

LEE STOCK NUMBER	OUTSIDE DIAMETER		TO WORK IN HOLE DIAMETER		WIRE DIAMETER		APPROX. LOAD AT SOLID HGT.		FREE LENGTH		SPRING RATE		SOLID HEIGHT		PRICE GROUP		
	IN.	MM	IN.	MM	IN.	MM	LB.	KG	IN.	MM	LB/IN.	KG/MM	IN.	MM	Music Wire	302 Stainless*	316 Stainless
LC 063G 01	.480	12.19	.500	12.70	.063	1.60	29.000	13.154	0.500	12.70	125.00	2.232	0.301	7.65	F	G	L
LC 063G 02									0.625	15.88	95.00	1.694	0.348	8.84	F	G	L
LC 063G 03									0.750	19.05	77.00	1.373	0.395	10.03	F	G	L
LC 063G 04									0.875	22.23	65.00	1.161	0.457	11.61	F	G	L
LC 063G 05									1.000	25.40	57.00	1.016	0.505	12.83	G	J	M
LC 063G 06									1.250	31.75	45.00	0.802	0.600	15.24	G	J	M
LC 063G 07									1.500	38.10	37.00	0.661	0.694	17.63	G	J	M
LC 063G 08									1.625	41.28	34.00	0.606	0.755	19.18	J	K	N
LC 063G 09									1.750	44.45	31.00	0.553	0.818	20.78	J	K	N
LC 063G 10									2.000	50.80	27.00	0.481	0.920	23.37	J	K	N
LC 063G 11									2.250	57.15	24.00	0.428	1.037	26.34	J	K	N
LC 063G 12									2.500	63.50	21.30	0.380	1.142	29.01	K	L	P
LC 063G 13									3.000	76.20	17.00	0.303	1.354	34.39	L	M	R
LC 067G 01	.480	12.19	.500	12.70	.067	1.70	36.500	16.560	0.500	12.70	179.00	3.179	0.305	7.75	G	J	M
LC 067G 02									0.625	15.88	133.00	2.375	0.361	9.17	G	J	M
LC 067G 03									0.750	19.05	106.00	1.893	0.416	10.57	G	J	M
LC 067G 04									0.875	22.23	88.10	1.573	0.471	11.96	G	J	M
LC 067G 05									1.000	25.40	75.40	1.346	0.526	13.36	J	K	N
LC 067G 06									1.250	31.75	58.50	1.045	0.635	16.13	J	K	N
LC 067G 07									1.500	38.10	47.80	0.854	0.746	18.95	J	K	N
LC 067G 08									1.750	44.45	40.40	0.721	0.856	21.74	L	M	R
LC 067G 09									2.000	50.80	35.00	0.625	0.966	24.54	L	M	R
LC 067G 10									2.250	57.15	30.80	0.550	1.078	27.38	M	N	S
LC 067G 11									2.500	63.50	27.60	0.493	1.186	30.12	N	P	T
LC 067G 12									2.750	69.85	25.00	0.446	1.294	32.87	P	R	U
LC 067G 13									3.000	76.20	22.80	0.407	1.405	35.69	P	R	U
LC 072G 01	.480	12.19	.500	12.70	.072	1.83	44.658	20.257	0.500	12.70	250.08	4.466	0.324	8.24	J	K	N
LC 072G 02									0.625	15.88	185.09	3.305	0.386	9.81	J	K	N
LC 072G 03									0.750	19.05	146.91	2.624	0.448	11.38	J	K	N
LC 072G 04									0.875	22.23	121.79	2.175	0.510	12.95	J	K	N
LC 072G 05									1.000	25.40	104.01	1.857	0.572	14.52	K	L	P
LC 072G 06									1.250	31.75	80.50	1.438	0.695	17.66	K	L	P
LC 072G 07									1.500	38.10	65.66	1.172	0.819	20.80	K	L	P
LC 072G 08									1.750	44.45	55.44	0.990	0.942	23.94	M	N	S
LC 072G 09									2.000	50.80	47.97	0.857	1.066	27.07	M	N	S
LC 072G 10									2.250	57.15	42.27	0.755	1.190	30.21	N	P	T
LC 072G 11									2.500	63.50	37.79	0.675	1.313	33.35	P	R	U
LC 072G 12									2.750	69.85	34.16	0.610	1.437	36.49	R	S	W
LC 072G 13									3.000	76.20	31.17	0.557	1.560	39.63	R	S	W
LC 072G 14									3.250	82.55	28.70	0.513	1.682	42.72	R	S	W
LC 072G 15									3.500	88.90	26.50	0.473	1.809	45.96	R	S	W

### SPECIAL INSTRUCTIONS FOR COMPRESSION SERIES

**STOCK NUMBERS:** Add "M" to end of Stock Number for Music Wire; "S" for Type 302 Stainless; "S316" for Type 316 Stainless.

**PRICING:** See Inside Back Cover for up to 199 pricing. To price or order up to 1000 pcs., visit leespring.com; 1000+ pcs. contact Lee Spring.

**CALCULATIONS:** Spring Rate and Load at Solid Hgt. are for Music Wire. For Type 302 or Type 316 Stainless, multiply figures shown by 5/6 (.833).

\*Note: Type 302 may be substituted with Type 304 at Lee Spring's discretion.

# COMPRESSION SPRINGS: STANDARD SERIES (INCH)

ENDS ARE GROUND • Music Wire (Plated), 302 Stainless Steel\* (Passivated),  
or 316 Stainless Steel (Passivated Ultrasonically Cleaned)

COMPRESSION SPRINGS

LEE STOCK NUMBER	OUTSIDE DIAMETER		TO WORK IN HOLE DIAMETER		WIRE DIAMETER		APPROX. LOAD AT SOLID HGT.		FREE LENGTH		SPRING RATE		SOLID HEIGHT		PRICE GROUP		
	IN.	MM	IN.	MM	IN.	MM	LB.	KG	IN.	MM	LB/IN.	KG/MM	IN.	MM	Music Wire	302 Stainless*	316 Stainless
															M	S	S316
LC 075G 01	.480	12.19	.500	12.70	.075	1.91	46.000	20.866	0.500	12.70	289.10	5.163	0.345	8.77	J	K	N
LC 075G 02									0.625	15.88	215.60	3.850	0.410	10.43	J	K	N
LC 075G 03									0.750	19.05	169.10	3.020	0.481	12.21	J	K	N
LC 075G 04									0.875	22.23	139.00	2.482	0.552	14.01	J	K	N
LC 075G 05									1.000	25.40	119.40	2.132	0.617	15.67	K	L	P
LC 075G 06									1.250	31.75	92.30	1.648	0.752	19.11	K	L	P
LC 075G 07									1.500	38.10	75.30	1.345	0.887	22.54	K	L	P
LC 075G 08									1.750	44.45	63.50	1.134	1.024	26.00	M	N	S
LC 075G 09									2.000	50.80	55.00	0.982	1.158	29.41	M	N	S
LC 075G 10									2.250	57.15	48.40	0.864	1.295	32.89	N	P	T
LC 075G 11									2.500	63.50	43.30	0.773	1.429	36.30	P	R	U
LC 075G 12									2.750	69.85	39.10	0.698	1.566	39.78	R	S	W
LC 075G 13									3.000	76.20	35.70	0.638	1.700	43.19	R	S	W
LC 075G 14									3.250	82.55	32.80	0.586	1.837	46.66	R	S	W
LC 075G 15									3.500	88.90	30.40	0.543	1.970	50.04	R	S	W
LC 080G 01	.480	12.19	.500	12.70	.080	2.03	68.000	30.840	0.500	12.70	425.90	7.605	0.340	8.64	K	L	P
LC 080G 02									0.625	15.88	311.40	5.561	0.407	10.33	K	L	P
LC 080G 03									0.750	19.05	245.40	4.383	0.473	12.01	K	L	P
LC 080G 04									0.875	22.23	202.50	3.617	0.539	13.70	K	L	P
LC 080G 05									1.000	25.40	172.40	3.078	0.606	15.38	L	M	R
LC 080G 06									1.250	31.75	132.80	2.372	0.738	18.75	L	M	R
LC 080G 07									1.500	38.10	108.10	1.930	0.871	22.12	L	M	R
LC 080G 08									1.750	44.45	91.10	1.626	1.003	25.48	N	P	T
LC 080G 09									2.000	50.80	78.70	1.405	1.136	28.85	N	P	T
LC 080G 10									2.250	57.15	69.30	1.237	1.269	32.22	P	R	U
LC 080G 11									2.500	63.50	61.90	1.105	1.401	35.59	R	S	W
LC 080G 12									2.750	69.85	55.90	0.998	1.534	38.96	S	T	X
LC 080G 13									3.000	76.20	51.00	0.910	1.666	42.32	S	T	X
LC 041GG 01	.500	12.70	.531	13.49	.041	1.04	5.557	2.521	0.500	12.70	17.83	0.319	0.188	4.78	F	F	K
LC 041GG 02									0.625	15.88	13.72	0.246	0.219	5.56	F	F	K
LC 041GG 03									0.750	19.05	11.16	0.200	0.250	6.35	F	F	K
LC 041GG 04									0.875	22.23	9.40	0.168	0.281	7.14	F	F	K
LC 041GG 05									1.000	25.40	8.12	0.145	0.313	7.95	F	F	K
LC 041GG 06									1.250	31.75	6.38	0.114	0.375	9.53	G	G	L
LC 041GG 07									1.500	38.10	5.26	0.094	0.437	11.10	G	G	L
LC 041GG 08									1.750	44.45	4.47	0.080	0.499	12.67	G	G	L
LC 041GG 09									2.000	50.80	3.89	0.070	0.561	14.25	G	G	L
LC 041GG 10									2.250	57.15	3.44	0.062	0.623	15.82	J	J	M
LC 041GG 11									2.500	63.50	3.08	0.055	0.685	17.40	K	K	N
LC 041GG 12									2.750	69.85	2.79	0.050	0.747	18.97	K	K	N
LC 041GG 13	3.000	76.20	2.55	0.046	0.809	20.55	L	L	P								



### SPECIAL INSTRUCTIONS FOR COMPRESSION SERIES

**STOCK NUMBERS:** Add "M" to end of Stock Number for Music Wire; "S" for Type 302 Stainless; "S316" for Type 316 Stainless.  
**PRICING:** See Inside Back Cover for up to 199 pricing. To price or order up to 1000 pcs., visit [leespring.com](http://leespring.com); 1000+ pcs. contact Lee Spring.  
**CALCULATIONS:** Spring Rate and Load at Solid Hgt. are for Music Wire. For Type 302 or Type 316 Stainless, multiply figures shown by 5/6 (.833).  
 \*Note: Type 302 may be substituted with Type 304 at Lee Spring's discretion.

# COMPRESSION SPRINGS: STANDARD SERIES (INCH)

ENDS ARE GROUND • Music Wire (Plated), 302 Stainless Steel\* (Passivated),  
or 316 Stainless Steel (Passivated Ultrasonically Cleaned)

COMPRESSION SPRINGS

LEE STOCK NUMBER	OUTSIDE DIAMETER		TO WORK IN HOLE DIAMETER		WIRE DIAMETER		APPROX. LOAD AT SOLID HGT.		FREE LENGTH		SPRING RATE		SOLID HEIGHT		PRICE GROUP		
	IN.	MM	IN.	MM	IN.	MM	LB.	KG	IN.	MM	LB/IN.	KG/MM	IN.	MM	Music Wire	302 Stainless*	316 Stainless
LC 062GG 01	.500	12.70	.531	13.49	.063	1.60	17.584	7.976	0.500	12.70	94.76	1.696	0.314	7.98	F	G	L
LC 062GG 02									0.625	15.88	71.07	1.272	0.376	9.55	F	G	L
LC 062GG 03									0.750	19.05	56.86	1.018	0.438	11.13	F	G	L
LC 062GG 04									0.875	22.23	47.38	0.848	0.500	12.70	F	G	L
LC 062GG 05									1.000	25.40	40.61	0.727	0.562	14.27	G	J	M
LC 062GG 06									1.250	31.75	31.59	0.565	0.686	17.42	G	J	M
LC 062GG 07									1.500	38.10	25.84	0.463	0.810	20.57	G	J	M
LC 062GG 08									1.750	44.45	21.87	0.391	0.933	23.70	J	K	N
LC 062GG 09									2.000	50.80	18.95	0.339	1.057	26.85	J	K	N
LC 062GG 10									2.250	57.15	16.72	0.299	1.181	30.00	J	K	N
LC 062GG 11									2.500	63.50	14.96	0.268	1.305	33.15	J	K	N
LC 062GG 12									2.750	69.85	13.54	0.242	1.429	36.30	K	L	P
LC 062GG 13									3.000	76.20	12.36	0.221	1.552	39.42	L	M	R
LC 072GG 01	.500	12.70	.531	13.49	.072	1.83	32.331	14.665	0.500	12.70	200.36	3.586	0.339	8.61	J	K	N
LC 072GG 02									0.625	15.88	148.29	2.654	0.405	10.29	J	K	N
LC 072GG 03									0.750	19.05	117.70	2.107	0.472	11.99	J	K	N
LC 072GG 04									0.875	22.23	97.57	1.747	0.539	13.69	J	K	N
LC 072GG 05									1.000	25.40	83.33	1.492	0.606	15.39	K	L	P
LC 072GG 06									1.250	31.75	64.49	1.154	0.740	18.80	K	L	P
LC 072GG 07									1.500	38.10	52.60	0.942	0.873	22.17	K	L	P
LC 072GG 08									1.750	44.45	44.41	0.795	1.007	25.58	M	N	S
LC 072GG 09									2.000	50.80	38.43	0.688	1.140	28.96	M	N	S
LC 072GG 10									2.250	57.15	33.87	0.606	1.274	32.36	N	P	T
LC 072GG 11									2.500	63.50	30.27	0.542	1.408	35.76	P	R	U
LC 072GG 12									2.750	69.85	27.37	0.490	1.541	39.14	R	S	W
LC 072GG 13									3.000	76.20	24.97	0.447	1.675	42.55	R	S	W
LC 072GG 14									3.250	82.55	22.96	0.411	1.809	45.95	R	S	W
LC 072GG 15									3.500	88.90	21.25	0.380	1.942	49.33	R	S	W
LC 041GH 01	.540	13.716	.562	14.28	.041	1.04	7.500	3.390	0.500	12.70	21.00	0.375	0.155	3.93	F	G	L
LC 041GH 02									0.625	15.88	16.30	0.291	0.177	4.51	F	G	L
LC 041GH 03									0.750	19.05	13.30	0.237	0.197	5.01	F	G	L
LC 041GH 04									0.875	22.23	11.20	0.200	0.217	5.51	F	G	L
LC 041GH 05									1.000	25.40	9.70	0.173	0.237	6.01	F	G	L
LC 041GH 06									1.250	31.75	7.60	0.136	0.276	7.01	G	J	M
LC 041GH 07									1.500	38.10	6.30	0.113	0.315	8.01	G	J	M
LC 041GH 08									1.750	44.45	5.30	0.095	0.355	9.02	G	J	M
LC 041GH 09									2.000	50.80	4.60	0.082	0.395	10.02	G	J	M
LC 041GH 10									2.250	57.15	4.10	0.073	0.434	11.02	G	J	M
LC 041GH 11									2.500	63.50	3.70	0.066	0.473	12.02	G	J	M
LC 041GH 12									2.750	69.85	3.30	0.059	0.513	13.02	G	J	M
LC 041GH 13									3.000	76.20	3.00	0.054	0.552	14.02	G	J	M

### SPECIAL INSTRUCTIONS FOR COMPRESSION SERIES

**STOCK NUMBERS:** Add "M" to end of Stock Number for Music Wire; "S" for Type 302 Stainless; "S316" for Type 316 Stainless.

**PRICING:** See Inside Back Cover for up to 199 pricing. To price or order up to 1000 pcs., visit leespring.com; 1000+ pcs. contact Lee Spring.

**CALCULATIONS:** Spring Rate and Load at Solid Hgt. are for Music Wire. For Type 302 or Type 316 Stainless, multiply figures shown by 5/6 (.833).

\*Note: Type 302 may be substituted with Type 304 at Lee Spring's discretion.



# COMPRESSION SPRINGS: STANDARD SERIES (INCH)

ENDS ARE GROUND • Music Wire (Plated), 302 Stainless Steel\* (Passivated),  
or 316 Stainless Steel (Passivated Ultrasonically Cleaned)

COMPRESSION SPRINGS

LEE STOCK NUMBER	OUTSIDE DIAMETER		TO WORK IN HOLE DIAMETER		WIRE DIAMETER		APPROX. LOAD AT SOLID HGT.		FREE LENGTH		SPRING RATE		SOLID HEIGHT		PRICE GROUP		
	IN.	MM	IN.	MM	IN.	MM	LB.	KG	IN.	MM	LB./IN.	KG/MM	IN.	MM	Music Wire	302 Stainless*	316 Stainless
LC 046GH 01	.540	13.716	.562	14.28	.046	1.17	10.000	4.540	0.500	12.70	31.00	0.554	0.181	4.60	F	G	L
LC 046GH 02									0.625	15.88	24.00	0.429	0.208	5.30	F	G	L
LC 046GH 03									0.750	19.05	19.50	0.348	0.233	5.93	F	G	L
LC 046GH 04									0.875	22.23	16.40	0.292	0.258	6.56	F	G	L
LC 046GH 05									1.000	25.40	14.10	0.252	0.283	7.20	F	G	L
LC 046GH 06									1.250	31.75	11.07	0.198	0.333	8.47	G	J	M
LC 046GH 07									1.500	38.10	9.10	0.162	0.383	9.74	G	J	M
LC 046GH 08									1.750	44.45	7.73	0.138	0.433	11.01	J	K	N
LC 046GH 09									2.000	50.80	6.72	0.120	0.483	12.28	J	K	N
LC 046GH 10									2.250	57.15	5.94	0.106	0.533	13.55	J	K	N
LC 046GH 11									2.500	63.50	5.32	0.095	0.583	14.82	J	K	N
LC 046GH 12									2.750	69.85	4.82	0.086	0.633	16.09	K	L	P
LC 046GH 13									3.000	76.20	4.41	0.079	0.683	17.36	K	L	P
LC 054GH 01	.540	13.716	.562	14.28	.054	1.37	16.000	7.260	0.500	12.70	57.30	1.020	0.223	5.66	F	G	L
LC 054GH 02									0.625	15.88	43.40	0.775	0.256	6.51	F	G	L
LC 054GH 03									0.750	19.05	35.00	0.625	0.290	7.36	F	G	L
LC 054GH 04									0.875	22.23	29.30	0.523	0.323	8.21	F	G	L
LC 054GH 05									1.000	25.40	25.20	0.450	0.356	9.05	F	G	L
LC 054GH 06									1.250	31.75	19.70	0.351	0.423	10.75	G	J	M
LC 054GH 07									1.500	38.10	16.10	0.288	0.490	12.45	G	J	M
LC 054GH 08									1.750	44.45	13.70	0.244	0.557	14.15	J	K	N
LC 054GH 09									2.000	50.80	11.90	0.212	0.624	15.84	J	K	N
LC 054GH 10									2.250	57.15	10.50	0.187	0.691	17.54	J	K	N
LC 054GH 11									2.500	63.50	9.40	0.168	0.757	19.24	J	K	N
LC 054GH 12									2.750	69.85	8.50	0.152	0.824	20.94	K	L	P
LC 054GH 13									3.000	76.20	7.76	0.139	0.891	22.63	K	L	P
LC 058GH 01	.540	13.716	.562	14.28	.058	1.47	20.000	9.100	0.500	12.70	75.80	1.353	0.242	6.15	F	G	L
LC 058GH 02									0.625	15.88	57.20	1.021	0.280	7.11	F	G	L
LC 058GH 03									0.750	19.05	45.90	0.820	0.318	8.07	F	G	L
LC 058GH 04									0.875	22.23	38.40	0.685	0.355	9.02	F	G	L
LC 058GH 05									1.000	25.40	33.00	0.588	0.393	10.00	G	J	M
LC 058GH 06									1.250	31.75	25.70	0.459	0.469	11.90	G	J	M
LC 058GH 07									1.500	38.10	21.00	0.375	0.544	13.82	G	J	M
LC 058GH 08									1.750	44.45	17.80	0.318	0.620	15.74	J	K	N
LC 058GH 09									2.000	50.80	15.50	0.276	0.695	17.66	J	K	N
LC 058GH 10									2.250	57.15	13.70	0.244	0.771	19.58	J	K	N
LC 058GH 11									2.500	63.50	12.20	0.218	0.846	21.50	J	K	N
LC 058GH 12									2.750	69.85	11.00	0.197	0.922	23.41	L	M	R
LC 058GH 13									3.000	76.20	10.10	0.180	0.997	25.33	L	M	R



### SPECIAL INSTRUCTIONS FOR COMPRESSION SERIES

**STOCK NUMBERS:** Add "M" to end of Stock Number for Music Wire; "S" for Type 302 Stainless; "S316" for Type 316 Stainless.

**PRICING:** See Inside Back Cover for up to 199 pricing. To price or order up to 1000 pcs., visit [leespring.com](http://leespring.com); 1000+ pcs. contact Lee Spring.

**CALCULATIONS:** Spring Rate and Load at Solid Hgt. are for Music Wire. For Type 302 or Type 316 Stainless, multiply figures shown by 5/6 (.833).

\*Note: Type 302 may be substituted with Type 304 at Lee Spring's discretion.

# COMPRESSION SPRINGS: STANDARD SERIES (INCH)

ENDS ARE GROUND • Music Wire (Plated), 302 Stainless Steel\* (Passivated),  
or 316 Stainless Steel (Passivated Ultrasonically Cleaned)

COMPRESSION SPRINGS

LEE STOCK NUMBER	OUTSIDE DIAMETER		TO WORK IN HOLE DIAMETER		WIRE DIAMETER		APPROX. LOAD AT SOLID HGT.		FREE LENGTH		SPRING RATE		SOLID HEIGHT		PRICE GROUP		
	IN.	MM	IN.	MM	IN.	MM	LB.	KG	IN.	MM	LB/IN.	KG/MM	IN.	MM	Music Wire	302 Stainless*	316 Stainless
															M	S	S316
LC 063GH 01									0.500	12.70	105.40	1.880	0.266	6.76	F	J	M
LC 063GH 02									0.625	15.88	79.00	1.410	0.310	7.87	F	J	M
LC 063GH 03									0.750	19.05	63.20	1.130	0.353	8.97	F	J	M
LC 063GH 04									0.875	22.23	52.60	0.939	0.397	10.08	F	J	M
LC 063GH 05									1.000	25.40	45.10	0.805	0.440	11.18	G	K	N
LC 063GH 06									1.250	31.75	35.10	0.626	0.527	13.39	G	K	N
LC 063GH 07	.540	13.716	.562	14.28	.063	1.60	25.000	11.340	1.500	38.10	28.70	0.512	0.614	15.60	G	K	N
LC 063GH 08									1.750	44.45	24.30	0.433	0.701	17.81	J	L	P
LC 063GH 09									2.000	50.80	21.00	0.375	0.788	20.02	J	L	P
LC 063GH 10									2.250	57.15	18.60	0.331	0.875	22.23	J	L	P
LC 063GH 11									2.500	63.50	16.60	0.296	0.962	24.44	J	L	P
LC 063GH 12									2.750	69.85	15.00	0.268	1.049	26.65	L	N	S
LC 063GH 13									3.000	76.20	13.70	0.245	1.136	28.86	L	N	S
LC 067GH 01									0.500	12.70	137.00	2.440	0.284	7.22	F	J	M
LC 067GH 02									0.625	15.88	102.00	1.820	0.332	8.43	F	J	M
LC 067GH 03									0.750	19.05	81.20	1.450	0.380	9.65	G	K	N
LC 067GH 04									0.875	22.23	67.50	1.200	0.428	10.86	G	K	N
LC 067GH 05									1.000	25.40	57.70	1.030	0.476	12.08	G	K	N
LC 067GH 06									1.250	31.75	44.80	0.780	0.571	14.51	G	K	N
LC 067GH 07	.540	13.716	.562	14.28	.067	1.70	30.000	13.610	1.500	38.10	36.60	0.653	0.667	16.94	G	K	N
LC 067GH 08									1.750	44.45	31.00	0.552	0.763	19.37	G	K	N
LC 067GH 09									2.000	50.80	26.80	0.478	0.858	21.80	K	K	N
LC 067GH 10									2.250	57.15	23.60	0.422	0.954	24.23	K	M	R
LC 067GH 11									2.500	63.50	21.10	0.377	1.050	26.67	K	M	R
LC 067GH 12									2.750	69.85	19.10	0.341	1.146	29.10	L	N	S
LC 067GH 13									3.000	76.20	17.50	0.311	1.241	31.53	L	N	S
LC 054GJ 01									0.625	15.88	32.16	0.576	0.279	7.09	F	G	L
LC 054GJ 02									0.750	19.05	25.90	0.464	0.319	8.10	F	G	L
LC 054GJ 03									0.875	22.23	21.68	0.388	0.359	9.12	F	G	L
LC 054GJ 04									1.000	25.40	18.64	0.334	0.400	10.16	F	G	L
LC 054GJ 05									1.250	31.75	14.56	0.261	0.481	12.22	G	J	M
LC 054GJ 06									1.500	38.10	11.95	0.214	0.562	14.27	G	J	M
LC 054GJ 07	.563	14.30	.594	15.09	.054	1.37	11.143	5.054	1.750	44.45	10.13	0.181	0.642	16.31	J	K	N
LC 054GJ 08									2.000	50.80	8.79	0.157	0.723	18.36	J	K	N
LC 054GJ 09									2.250	57.15	7.76	0.139	0.804	20.42	J	K	N
LC 054GJ 10									2.500	63.50	6.95	0.124	0.885	22.48	J	K	N
LC 054GJ 11									3.000	76.20	5.75	0.103	1.047	26.59	K	L	P
LC 054GJ 12									3.250	82.55	5.29	0.095	1.128	28.65	K	L	P
LC 054GJ 13									3.500	88.90	4.90	0.088	1.209	30.71	L	M	R
LC 054GJ 14									3.750	95.25	4.57	0.082	1.290	32.77	L	M	R
LC 054GJ 15									4.000	101.60	4.27	0.076	1.370	34.80	L	M	R

### SPECIAL INSTRUCTIONS FOR COMPRESSION SERIES

**STOCK NUMBERS:** Add "M" to end of Stock Number for Music Wire; "S" for Type 302 Stainless; "S316" for Type 316 Stainless.

**PRICING:** See Inside Back Cover for up to 199 pricing. To price or order up to 1000 pcs., visit leespring.com; 1000+ pcs. contact Lee Spring.

**CALCULATIONS:** Spring Rate and Load at Solid Hgt. are for Music Wire. For Type 302 or Type 316 Stainless, multiply figures shown by 5/6 (.833).

\*Note: Type 302 may be substituted with Type 304 at Lee Spring's discretion.

# COMPRESSION SPRINGS: STANDARD SERIES (INCH)

ENDS ARE GROUND • Music Wire (Plated), 302 Stainless Steel\* (Passivated),  
or 316 Stainless Steel (Passivated Ultrasonically Cleaned)

LEE STOCK NUMBER	OUTSIDE DIAMETER		TO WORK IN HOLE DIAMETER		WIRE DIAMETER		APPROX. LOAD AT SOLID HGT.		FREE LENGTH		SPRING RATE		SOLID HEIGHT		PRICE GROUP		
	IN.	MM	IN.	MM	IN.	MM	LB.	KG	IN.	MM	LB/IN.	KG/MM	IN.	MM	Music Wire	302 Stainless*	316 Stainless
															M	S	S316
LC 091GJ 01	.563	14.30	.594	15.88	.092	2.31	82.267	37.316	0.625	15.88	397.57	7.117	0.418	10.62	L	P	Special Order
LC 091GJ 02									0.750	19.05	310.08	5.550	0.483	12.27	L	P	
LC 091GJ 03									0.875	22.23	254.15	4.549	0.548	13.92	L	R	
LC 091GJ 04									1.000	25.40	215.31	3.854	0.613	15.57	M	R	
LC 091GJ 05									1.250	31.75	164.91	2.952	0.743	18.87	M	S	
LC 091GJ 06									1.500	38.10	133.63	2.392	0.874	22.20	M	T	
LC 091GJ 07									1.750	44.45	112.33	2.011	1.004	25.50	N	T	
LC 091GJ 08									2.000	50.80	96.88	1.734	1.134	28.80	N	U	
LC 091GJ 09									2.250	57.15	85.17	1.524	1.264	32.11	N	U	
LC 091GJ 10									2.500	63.50	75.98	1.360	1.394	35.41	P	W	
LC 091GJ 11									3.000	76.20	62.50	1.119	1.654	42.01	P	X	
LC 091GJ 12									3.250	82.55	57.41	1.028	1.785	45.34	P	Y	
LC 091GJ 13									3.500	88.90	53.08	0.950	1.915	48.64	R	Y	
LC 091GJ 14									3.750	95.25	49.36	0.884	2.045	51.94	R	Z	
LC 091GJ 15									4.000	101.60	46.13	0.826	2.175	55.25	R	Z	
LC 045H 0	.600	15.24	.625	15.88	.045	1.14	7.586	3.441	0.500	12.70	21.70	0.388	0.170	4.32	F	G	L
LC 045H 01									0.625	15.88	18.00	0.321	0.181	4.60	F	G	L
LC 045H 02									0.750	19.05	15.00	0.267	0.204	5.18	F	G	L
LC 045H 03									0.875	22.23	12.00	0.214	0.226	5.74	F	G	L
LC 045H 04									1.000	25.40	10.50	0.187	0.249	6.32	F	G	L
LC 045H 05									1.250	31.75	8.00	0.143	0.294	7.47	G	J	M
LC 045H 06									1.500	38.10	6.50	0.116	0.350	8.89	G	J	M
LC 045H 07									1.750	44.45	5.50	0.098	0.387	9.83	G	J	M
LC 045H 08									2.000	50.80	4.75	0.085	0.443	11.00	G	J	M
LC 045H 09									2.250	57.15	4.20	0.075	0.486	12.34	G	J	M
LC 045H 10									2.500	63.50	3.75	0.067	0.532	13.51	G	J	M
LC 045H 11									2.750	69.85	3.40	0.061	0.576	14.63	G	J	M
LC 045H 12									3.000	76.20	3.10	0.055	0.622	15.80	G	J	M
LC 045H 13									3.250	82.55	2.86	0.051	0.667	16.94	L	M	R
LC 045H 14	3.500	88.90	2.65	0.047	0.711	18.06	L	M	R								
LC 049H 01	.600	15.24	.625	15.88	.049	1.24	12.000	5.435	0.625	15.88	28.00	0.499	0.200	5.08	F	G	L
LC 049H 02									0.750	19.05	23.00	0.410	0.221	5.61	F	G	L
LC 049H 03									0.875	22.23	19.00	0.339	0.245	6.22	F	G	L
LC 049H 04									1.000	25.40	16.00	0.285	0.270	6.86	F	G	L
LC 049H 05									1.250	31.75	13.00	0.232	0.304	7.72	G	J	M
LC 049H 06									1.500	38.10	10.00	0.178	0.368	9.35	G	J	M
LC 049H 07									1.750	44.45	8.50	0.152	0.417	10.59	J	K	N
LC 049H 08									2.000	50.80	7.50	0.134	0.451	11.46	J	K	N
LC 049H 09									2.250	57.15	6.50	0.116	0.500	12.70	J	K	N
LC 049H 10									2.500	63.50	5.75	0.102	0.550	13.97	J	K	N
LC 049H 11									2.750	69.85	5.08	0.091	0.606	15.39	K	L	P
LC 049H 12									3.000	76.20	4.64	0.083	0.654	16.61	K	L	P

COMPRESSION SPRINGS



**SPECIAL INSTRUCTIONS FOR COMPRESSION SERIES**

**STOCK NUMBERS:** Add "M" to end of Stock Number for Music Wire; "S" for Type 302 Stainless; "S316" for Type 316 Stainless.

**PRICING:** See Inside Back Cover for up to 199 pricing. To price or order up to 1000 pcs., visit [leespring.com](http://leespring.com); 1000+ pcs. contact Lee Spring.

**CALCULATIONS:** Spring Rate and Load at Solid Hgt. are for Music Wire. For Type 302 or Type 316 Stainless, multiply figures shown by 5/6 (.833).

\*Note: Type 302 may be substituted with Type 304 at Lee Spring's discretion.

# COMPRESSION SPRINGS: STANDARD SERIES (INCH)

ENDS ARE GROUND • Music Wire (Plated), 302 Stainless Steel\* (Passivated),  
or 316 Stainless Steel (Passivated Ultrasonically Cleaned)

COMPRESSION SPRINGS

LEE STOCK NUMBER	OUTSIDE DIAMETER		TO WORK IN HOLE DIAMETER		WIRE DIAMETER		APPROX. LOAD AT SOLID HGT.		FREE LENGTH		SPRING RATE		SOLID HEIGHT		PRICE GROUP		
	IN.	MM	IN.	MM	IN.	MM	LB.	KG	IN.	MM	LB/IN.	KG/MM	IN.	MM	Music Wire	302 Stainless*	316 Stainless
															M	S	S316
LC 055H 01	.600	15.24	.625	15.88	.055	1.40	16.300	7.394	0.625	15.88	40.00	0.714	0.228	5.79	F	G	L
LC 055H 02									0.750	19.05	33.00	0.588	0.249	6.32	F	G	L
LC 055H 03									0.875	22.23	27.00	0.482	0.290	7.37	F	G	L
LC 055H 04									1.000	25.40	24.00	0.428	0.317	8.05	F	G	L
LC 055H 05									1.250	31.75	19.00	0.339	0.359	9.12	G	J	M
LC 055H 06									1.500	38.10	15.00	0.268	0.428	10.87	G	J	M
LC 055H 07									1.750	44.45	12.75	0.227	0.478	12.14	J	K	N
LC 055H 08									2.000	50.80	11.00	0.196	0.542	13.77	J	K	N
LC 055H 09									2.250	57.15	9.75	0.174	0.599	15.21	J	K	N
LC 055H 10									2.500	63.50	8.90	0.159	0.657	16.69	J	K	N
LC 055H 11									2.750	69.85	7.73	0.138	0.725	18.41	K	L	P
LC 055H 12									3.000	76.20	7.08	0.126	0.780	19.81	K	L	P
LC 059H 01	.600	15.24	.625	15.88	.059	1.50	19.500	8.832	0.625	15.88	53.00	0.945	0.258	6.55	F	G	L
LC 059H 02									0.750	19.05	42.00	0.749	0.288	7.32	F	G	L
LC 059H 03									0.875	22.23	35.00	0.624	0.317	8.05	F	G	L
LC 059H 04									1.000	25.40	30.00	0.535	0.352	8.94	G	J	M
LC 059H 05									1.250	31.75	24.00	0.428	0.425	10.80	G	J	M
LC 059H 06									1.500	38.10	19.00	0.339	0.482	12.24	G	J	M
LC 059H 07									1.750	44.45	16.00	0.285	0.556	14.12	J	K	N
LC 059H 08									2.000	50.80	14.00	0.250	0.615	15.62	J	K	N
LC 059H 09									2.250	57.15	12.50	0.223	0.705	17.91	J	K	N
LC 059H 10									2.500	63.50	11.25	0.200	0.777	19.74	J	K	N
LC 059H 11									2.750	69.85	9.30	0.166	0.857	21.77	L	M	R
LC 059H 12									3.000	76.20	8.50	0.152	0.924	23.47	L	M	R
LC 063H 01	.600	15.24	.625	15.88	.063	1.60	23.000	10.433	0.625	15.88	64.00	1.143	0.285	7.24	F	J	M
LC 063H 02									0.750	19.05	53.00	0.945	0.316	8.03	F	J	M
LC 063H 03									0.875	22.23	45.00	0.804	0.347	8.81	F	J	M
LC 063H 04									1.000	25.40	38.00	0.678	0.379	9.63	G	K	N
LC 063H 05									1.250	31.75	30.00	0.535	0.457	11.61	G	K	N
LC 063H 06									1.500	38.10	24.00	0.429	0.552	14.02	G	K	N
LC 063H 07									1.750	44.45	20.00	0.357	0.619	15.72	J	L	P
LC 063H 08									2.000	50.80	17.50	0.312	0.692	17.58	J	L	P
LC 063H 09									2.250	57.15	15.50	0.276	0.761	19.33	J	L	P
LC 063H 10									2.500	63.50	14.00	0.250	0.842	21.39	J	L	P
LC 063H 11									2.750	69.85	12.17	0.217	0.927	23.45	L	N	S
LC 063H 12									3.000	76.20	11.11	0.198	1.002	25.45	L	N	S
LC 063H 13									3.250	82.55	10.20	0.182	1.077	27.36	M	P	T
LC 063H 14									3.500	88.90	9.50	0.170	1.153	29.29	M	P	T

### SPECIAL INSTRUCTIONS FOR COMPRESSION SERIES

**STOCK NUMBERS:** Add "M" to end of Stock Number for Music Wire; "S" for Type 302 Stainless; "S316" for Type 316 Stainless.

**PRICING:** See Inside Back Cover for up to 199 pricing. To price or order up to 1000 pcs., visit leespring.com; 1000+ pcs. contact Lee Spring.

**CALCULATIONS:** Spring Rate and Load at Solid Hgt. are for Music Wire. For Type 302 or Type 316 Stainless, multiply figures shown by 5/6 (.833).

\*Note: Type 302 may be substituted with Type 304 at Lee Spring's discretion.

# COMPRESSION SPRINGS: STANDARD SERIES (INCH)

ENDS ARE GROUND • Music Wire (Plated), 302 Stainless Steel\* (Passivated),  
or 316 Stainless Steel (Passivated Ultrasonically Cleaned)

LEE STOCK NUMBER	OUTSIDE DIAMETER		TO WORK IN HOLE DIAMETER		WIRE DIAMETER		APPROX. LOAD AT SOLID HGT.		FREE LENGTH		SPRING RATE		SOLID HEIGHT		PRICE GROUP		
	IN.	MM	IN.	MM	IN.	MM	LB.	KG	IN.	MM	LB./IN.	KG/MM	IN.	MM	Music Wire	302 Stainless*	316 Stainless
															M	S	S316
LC 067H 01	.600	15.24	.625	15.88	.067	1.70	26.000	11.794	0.625	15.88	80.00	1.429	0.302	7.67	F	J	M
LC 067H 02									0.750	19.05	63.00	1.123	0.361	9.17	G	K	N
LC 067H 03									0.875	22.23	50.00	0.892	0.403	10.24	G	K	N
LC 067H 04									1.000	25.40	45.00	0.804	0.436	11.07	G	K	N
LC 067H 05									1.250	31.75	34.00	0.606	0.537	13.64	G	K	N
LC 067H 06									1.500	38.10	29.00	0.517	0.605	15.37	G	K	N
LC 067H 07									1.750	44.45	24.00	0.429	0.705	17.91	G	K	N
LC 067H 08									2.000	50.80	19.50	0.348	0.842	21.39	K	M	R
LC 067H 09									2.250	57.15	17.00	0.303	0.944	23.98	K	M	R
LC 067H 10									2.500	63.50	15.00	0.267	1.057	26.85	K	M	R
LC 067H 11									2.750	69.85	13.40	0.239	1.143	29.03	L	N	S
LC 067H 12									3.000	76.20	12.20	0.218	1.241	31.52	L	N	S
LC 072H 0	.600	15.24	.625	15.88	.072	1.83	30.000	13.608	0.625	15.88	103.00	1.839	0.346	8.79	G	K	N
LC 072H 01									0.750	19.05	78.00	1.393	0.397	10.08	G	K	N
LC 072H 02									0.875	22.23	68.00	1.212	0.432	10.97	G	K	N
LC 072H 03									1.000	25.40	55.00	0.981	0.506	12.85	G	K	N
LC 072H 04									1.250	31.75	45.00	0.804	0.596	15.14	G	K	N
LC 072H 05									1.500	38.10	36.00	0.642	0.686	17.42	J	L	P
LC 072H 06									1.750	44.45	30.00	0.535	0.795	20.19	J	L	P
LC 072H 07									2.000	50.80	26.00	0.464	0.939	23.85	K	M	R
LC 072H 08									2.250	57.15	23.50	0.419	0.994	25.25	K	M	R
LC 072H 09									2.500	63.50	21.00	0.374	1.085	27.56	K	M	R
LC 072H 10									2.750	69.85	19.00	0.339	1.180	29.97	L	N	S
LC 072H 11	3.000	76.20	17.00	0.303	1.280	32.51	M	P	T								
LC 080H 01	.600	15.24	.625	15.88	.080	2.03	55.000	24.950	0.625	15.88	193.40	3.455	0.351	8.91	G	K	N
LC 080H 02									0.750	19.05	152.50	2.723	0.401	10.18	G	K	N
LC 080H 03									0.875	22.23	125.80	2.247	0.451	11.46	G	K	N
LC 080H 04									1.000	25.40	107.10	1.912	0.501	12.73	G	K	N
LC 080H 05									1.250	31.75	82.50	1.474	0.601	15.27	J	L	P
LC 080H 06									1.500	38.10	67.10	1.199	0.701	17.81	J	L	P
LC 080H 07									1.750	44.45	56.60	1.010	0.801	20.35	K	M	R
LC 080H 08									2.000	50.80	48.90	0.873	0.901	22.89	K	M	R
LC 080H 09									2.250	57.15	43.00	0.769	1.001	25.43	K	M	R
LC 080H 10									2.500	63.50	38.40	0.686	1.101	27.98	K	M	R
LC 080H 11									2.750	69.85	34.70	0.620	1.202	30.52	M	P	T
LC 080H 12									3.000	76.20	31.70	0.566	1.302	33.06	M	P	T
LC 080H 13									3.250	82.55	29.10	0.520	1.361	34.57	N	P	T
LC 080H 14									3.500	88.90	27.00	0.482	1.455	36.96	N	P	T
LC 080H 15									3.750	95.25	25.10	0.448	1.553	39.45	N	P	T
LC 080H 16									4.000	101.60	23.40	0.418	1.654	42.01	P	R	U

COMPRESSION SPRINGS



**SPECIAL INSTRUCTIONS FOR COMPRESSION SERIES**

**STOCK NUMBERS:** Add "M" to end of Stock Number for Music Wire; "S" for Type 302 Stainless; "S316" for Type 316 Stainless.

**PRICING:** See Inside Back Cover for up to 199 pricing. To price or order up to 1000 pcs., visit [leespring.com](http://leespring.com); 1000+ pcs. contact Lee Spring.

**CALCULATIONS:** Spring Rate and Load at Solid Hgt. are for Music Wire. For Type 302 or Type 316 Stainless, multiply figures shown by 5/6 (.833).

\*Note: Type 302 may be substituted with Type 304 at Lee Spring's discretion.



# COMPRESSION SPRINGS: STANDARD SERIES (INCH)

ENDS ARE GROUND • Music Wire (Plated), 302 Stainless Steel\* (Passivated),  
or 316 Stainless Steel (Passivated Ultrasonically Cleaned)

COMPRESSION SPRINGS

LEE STOCK NUMBER	OUTSIDE DIAMETER		TO WORK IN HOLE DIAMETER		WIRE DIAMETER		APPROX. LOAD AT SOLID HGT.		FREE LENGTH		SPRING RATE		SOLID HEIGHT		PRICE GROUP										
	IN.	MM	IN.	MM	IN.	MM	LB.	KG	IN.	MM	LB/IN.	KG/MM	IN.	MM	Music Wire	302 Stainless*	316 Stainless								
LC 085H 01	.600	15.24	.625	15.88	.085	2.16	65.350	29.640	0.625	15.88	250.70	4.477	0.375	9.53	J	K	N								
LC 085H 02									0.750	19.05	196.60	3.511	0.430	10.93	J	K	N								
LC 085H 03									0.875	22.23	161.80	2.889	0.485	12.33	J	K	N								
LC 085H 04									1.000	25.40	137.40	2.454	0.540	13.72	J	K	N								
LC 085H 05									1.250	31.75	105.60	1.886	0.650	16.52	K	L	P								
LC 085H 06									1.500	38.10	85.80	1.532	0.760	19.31	K	L	P								
LC 085H 07									1.750	44.45	72.20	1.289	0.870	22.10	L	M	R								
LC 085H 08									2.000	50.80	62.30	1.113	0.980	24.90	L	M	R								
LC 085H 09									2.250	57.15	54.80	0.979	1.090	27.69	L	M	R								
LC 085H 10									2.500	63.50	49.00	0.875	1.200	30.48	L	M	R								
LC 085H 11									2.750	69.85	44.20	0.789	1.310	33.28	N	P	T								
LC 085H 12									3.000	76.20	40.30	0.720	1.420	36.07	N	P	T								
LC 085H 13									3.250	82.55	37.00	0.661	1.532	38.90	N	P	T								
LC 085H 14									3.500	88.90	34.25	0.612	1.640	41.67	N	P	T								
LC 085H 15									3.750	95.25	31.90	0.570	1.697	43.10	N	P	T								
LC 085H 16									4.000	101.60	29.80	0.532	1.805	45.85	P	R	U								
LC 092H 01									.600	15.24	.625	15.88	.092	2.34	89.350	40.530	0.625	15.88	373.60	6.672	0.397	10.09	K	L	P
LC 092H 02																	0.750	19.05	291.00	5.197	0.456	11.59	K	L	P
LC 092H 03	0.875	22.23	238.40	4.257	0.515	13.09	K	L									P								
LC 092H 04	1.000	25.40	201.90	3.606	0.574	14.59	K	L									P								
LC 092H 05	1.250	31.75	154.50	2.759	0.692	17.58	L	M									R								
LC 092H 06	1.500	38.10	125.20	2.236	0.810	20.57	L	M									R								
LC 092H 07	1.750	44.45	105.20	1.879	0.928	23.57	M	N									S								
LC 092H 08	2.000	50.80	90.70	1.620	1.046	26.56	M	N									S								
LC 092H 09	2.250	57.15	79.80	1.425	1.164	29.55	M	N									S								
LC 092H 10	2.500	63.50	71.10	1.270	1.281	32.55	M	N									S								
LC 092H 11	2.750	69.85	64.20	1.146	1.399	35.54	P	R									U								
LC 092H 12	3.000	76.20	58.50	1.045	1.517	38.53	P	R									U								
LC 092H 13	3.250	82.55	53.80	0.961	1.633	41.49	P	R									U								
LC 092H 14	3.500	88.90	49.70	0.888	1.752	44.51	P	R									U								
LC 092H 15	3.750	95.25	46.30	0.827	1.867	47.43	P	R									U								
LC 092H 16	4.000	101.60	43.20	0.771	1.988	50.48	P	R									U								
LC 098H 01	.600	15.24	.625	15.88	.098	2.49	103.900	47.120									0.750	19.05	387.80	6.925	0.487	12.36	K	L	Special Order
LC 098H 02																	0.875	22.23	314.10	5.609	0.553	14.05	K	L	
LC 098H 03									1.000	25.40	267.20	4.772	0.615	15.62	K	L									
LC 098H 04									1.250	31.75	203.90	3.641	0.743	18.88	L	M									
LC 098H 05									1.500	38.10	164.80	2.943	0.872	22.14	L	M									
LC 098H 06									1.750	44.45	138.30	2.470	1.000	25.40	M	N									
LC 098H 07									2.000	50.80	119.10	2.127	1.129	28.67	M	N									
LC 098H 08									2.250	57.15	104.60	1.868	1.257	31.93	M	N									
LC 098H 09									2.500	63.50	93.30	1.666	1.385	35.18	M	N									
LC 098H 10									2.750	69.85	84.10	1.502	1.515	38.47	P	R									
LC 098H 11									3.000	76.20	76.60	1.368	1.643	41.73	P	R									
LC 098H 12									3.250	82.55	70.40	1.257	1.770	44.96	P	R									
LC 098H 13									3.500	88.90	65.00	1.161	1.900	48.27	P	R									
LC 098H 14									3.750	95.25	60.50	1.080	2.027	51.48	P	R									
LC 098H 15									4.000	101.60	56.50	1.009	2.156	54.76	P	R									

### SPECIAL INSTRUCTIONS FOR COMPRESSION SERIES

**STOCK NUMBERS:** Add "M" to end of Stock Number for Music Wire; "S" for Type 302 Stainless; "S316" for Type 316 Stainless.

**PRICING:** See Inside Back Cover for up to 199 pricing. To price or order up to 1000 pcs., visit leespring.com; 1000+ pcs. contact Lee Spring.

**CALCULATIONS:** Spring Rate and Load at Solid Hgt. are for Music Wire. For Type 302 or Type 316 Stainless, multiply figures shown by 5/6 (.833).

\*Note: Type 302 may be substituted with Type 304 at Lee Spring's discretion.




# COMPRESSION SPRINGS: STANDARD SERIES (INCH)

ENDS ARE GROUND • Music Wire (Plated), 302 Stainless Steel\* (Passivated),  
or 316 Stainless Steel (Passivated Ultrasonically Cleaned)

LEE STOCK NUMBER	OUTSIDE DIAMETER		TO WORK IN HOLE DIAMETER		WIRE DIAMETER		APPROX. LOAD AT SOLID HGT.		FREE LENGTH		SPRING RATE		SOLID HEIGHT		PRICE GROUP		
	IN.	MM	IN.	MM	IN.	MM	LB.	KG	IN.	MM	LB./IN.	KG/MM	IN.	MM	Music Wire	302 Stainless*	316 Stainless
															M	S	S316
LC 120HH 01	.625	15.88	.656	16.66	.120	3.05	124.175	56.326	0.875	22.23	653.47	11.697	0.685	17.40	P	X	Special Order
LC 120HH 02									1.000	25.40	545.99	9.773	0.771	19.58	R	Y	
LC 120HH 03									1.250	31.75	410.85	7.354	0.944	23.98	R	Z	
LC 120HH 04									1.500	38.10	329.33	5.895	1.116	28.35	S	AA	
LC 120HH 05									1.750	44.45	274.80	4.919	1.288	32.72	T	AB	
LC 120HH 06									2.000	50.80	235.77	4.220	1.461	37.11	U	AC	
LC 120HH 07									2.250	57.15	206.44	3.695	1.633	41.48	U	AD	
LC 120HH 08									2.500	63.50	183.61	3.287	1.805	45.85	W	AE	
LC 120HH 09									2.750	69.85	165.32	2.959	1.978	50.24	W	AG	
LC 120HH 10									3.000	76.20	150.35	2.691	2.150	54.61	X	AG	
LC 120HH 11									3.250	82.55	137.86	2.468	2.322	58.98	X	AK	
LC 120HH 12									3.500	88.90	127.29	2.278	2.495	63.37	Y	AL	
LC 120HH 13									4.000	101.60	110.36	1.975	2.839	72.11	Z	AM	
LC 049HJ 01	.660	16.76	.687	17.45	.049	1.24	10.000	4.530	0.625	15.88	23.30	0.416	0.182	4.62	F	J	M
LC 049HJ 02									0.750	19.05	18.20	0.325	0.210	5.34	G	K	N
LC 049HJ 03									0.875	22.23	15.30	0.273	0.230	5.83	G	K	N
LC 049HJ 04									1.000	25.40	13.20	0.235	0.249	6.33	G	K	N
LC 049HJ 05									1.250	31.75	10.30	0.184	0.288	7.32	G	K	N
LC 049HJ 06									1.500	38.10	8.50	0.151	0.328	8.32	G	K	N
LC 049HJ 07									1.750	44.45	7.20	0.128	0.367	9.31	G	K	N
LC 049HJ 08									2.000	50.80	6.30	0.113	0.406	10.31	K	M	R
LC 049HJ 09									2.250	57.15	5.50	0.098	0.445	11.30	K	M	R
LC 049HJ 10									2.500	63.50	5.00	0.089	0.484	12.30	K	M	R
LC 049HJ 11									2.750	69.85	4.50	0.080	0.523	13.29	L	N	S
LC 049HJ 12									3.000	76.20	4.10	0.073	0.562	14.28	L	N	S
LC 055HJ 01	.660	16.76	.687	17.45	.055	1.40	15.000	6.800	0.625	15.88	36.00	0.643	0.210	5.34	J	L	P
LC 055HJ 02									0.750	19.05	28.90	0.515	0.238	6.05	J	L	P
LC 055HJ 03									0.875	22.23	24.10	0.431	0.261	6.63	J	L	P
LC 055HJ 04									1.000	25.40	20.80	0.371	0.284	7.22	J	L	P
LC 055HJ 05									1.250	31.75	16.20	0.289	0.330	8.39	J	L	P
LC 055HJ 06									1.500	38.10	13.30	0.237	0.377	9.56	J	L	P
LC 055HJ 07									1.750	44.45	11.30	0.201	0.423	10.74	K	M	R
LC 055HJ 08									2.000	50.80	9.80	0.175	0.469	11.91	K	M	R
LC 055HJ 09									2.250	57.15	8.60	0.154	0.515	13.08	K	M	R
LC 055HJ 10									2.500	63.50	7.80	0.139	0.561	14.25	K	M	R
LC 055HJ 11									2.750	69.85	7.00	0.125	0.607	15.42	K	M	R
LC 055HJ 12									3.000	76.20	6.40	0.114	0.653	16.60	K	M	R

COMPRESSION SPRINGS



### SPECIAL INSTRUCTIONS FOR COMPRESSION SERIES

**STOCK NUMBERS:** Add "M" to end of Stock Number for Music Wire; "S" for Type 302 Stainless; "S316" for Type 316 Stainless.

**PRICING:** See Inside Back Cover for up to 199 pricing. To price or order up to 1000 pcs., visit [leespring.com](http://leespring.com); 1000+ pcs. contact Lee Spring.

**CALCULATIONS:** Spring Rate and Load at Solid Hgt. are for Music Wire. For Type 302 or Type 316 Stainless, multiply figures shown by 5/6 (.833).

\*Note: Type 302 may be substituted with Type 304 at Lee Spring's discretion.

# COMPRESSION SPRINGS: STANDARD SERIES (INCH)

ENDS ARE GROUND • Music Wire (Plated), 302 Stainless Steel\* (Passivated),  
or 316 Stainless Steel (Passivated Ultrasonically Cleaned)

COMPRESSION SPRINGS

LEE STOCK NUMBER	OUTSIDE DIAMETER		TO WORK IN HOLE DIAMETER		WIRE DIAMETER		APPROX. LOAD AT SOLID HGT.		FREE LENGTH		SPRING RATE		SOLID HEIGHT		PRICE GROUP		
	IN.	MM	IN.	MM	IN.	MM	LB.	KG	IN.	MM	LB/IN.	KG/MM	IN.	MM	Music Wire	302 Stainless*	316 Stainless
LC 063HJ 01	.660	16.76	.687	17.45	.063	1.600	20.000	9.070	0.625	15.88	55.60	0.993	0.262	6.65	J	L	P
LC 063HJ 02									0.750	19.05	44.50	0.794	0.293	7.45	J	L	P
LC 063HJ 03									0.875	22.23	37.10	0.662	0.325	8.25	J	L	P
LC 063HJ 04									1.000	25.40	31.80	0.567	0.356	9.05	J	L	P
LC 063HJ 05									1.250	31.75	24.70	0.441	0.419	10.65	K	M	R
LC 063HJ 06									1.500	38.10	20.20	0.361	0.482	12.25	K	M	R
LC 063HJ 07									1.750	44.45	17.10	0.305	0.545	13.85	K	M	R
LC 063HJ 08									2.000	50.80	14.80	0.265	0.608	15.45	K	M	R
LC 063HJ 09									2.250	57.15	13.10	0.233	0.671	17.05	L	N	S
LC 063HJ 10									2.500	63.50	11.70	0.209	0.734	18.65	L	N	S
LC 063HJ 11									2.750	69.85	10.60	0.189	0.797	20.25	L	N	S
LC 063HJ 12									3.000	76.20	9.70	0.173	0.860	21.85	L	N	S
LC 067HJ 01	.660	16.76	.687	17.45	.067	1.702	25.000	11.340	0.625	15.88	70.70	1.262	0.281	7.15	J	L	P
LC 067HJ 02									0.750	19.05	56.40	1.006	0.316	8.03	J	L	P
LC 067HJ 03									0.875	22.23	46.90	0.837	0.351	8.92	J	L	P
LC 067HJ 04									1.000	25.40	40.10	0.716	0.386	9.81	J	L	P
LC 067HJ 05									1.250	31.75	31.10	0.555	0.456	11.59	K	M	R
LC 067HJ 06									1.500	38.10	25.50	0.454	0.526	13.36	K	M	R
LC 067HJ 07									1.750	44.45	21.50	0.384	0.596	15.14	K	M	R
LC 067HJ 08									2.000	50.80	18.60	0.332	0.666	16.92	K	M	R
LC 067HJ 09									2.250	57.15	16.50	0.293	0.736	18.69	L	N	S
LC 067HJ 10									2.500	63.50	14.70	0.262	0.806	20.47	L	N	S
LC 067HJ 11									2.750	69.85	13.30	0.237	0.876	22.25	L	N	S
LC 067HJ 12									3.000	76.20	12.10	0.216	0.946	24.02	L	N	S
LC 072HJ 01	.660	16.76	.687	17.45	.072	1.829	30.000	13.610	0.625	15.88	94.10	1.680	0.306	7.76	J	M	R
LC 072HJ 02									0.750	19.05	74.70	1.333	0.345	8.77	J	M	R
LC 072HJ 03									0.875	22.23	62.00	1.106	0.385	9.77	J	M	R
LC 072HJ 04									1.000	25.40	53.00	0.944	0.424	10.77	J	M	R
LC 072HJ 05									1.250	31.75	41.00	0.731	0.503	12.77	K	N	S
LC 072HJ 06									1.500	38.10	33.50	0.596	0.582	14.77	K	N	S
LC 072HJ 07									1.750	44.45	28.20	0.503	0.661	16.78	K	N	S
LC 072HJ 08									2.000	50.80	24.50	0.436	0.739	18.78	K	N	S
LC 072HJ 09									2.250	57.15	21.50	0.384	0.818	20.78	M	R	U
LC 072HJ 10									2.500	63.50	19.20	0.343	0.897	22.78	M	R	U
LC 072HJ 11									2.750	69.85	17.50	0.310	0.976	24.79	M	R	U
LC 072HJ 12									3.000	76.20	15.90	0.283	1.055	27.79	M	R	U

### SPECIAL INSTRUCTIONS FOR COMPRESSION SERIES

**STOCK NUMBERS:** Add "M" to end of Stock Number for Music Wire; "S" for Type 302 Stainless; "S316" for Type 316 Stainless.

**PRICING:** See Inside Back Cover for up to 199 pricing. To price or order up to 1000 pcs., visit leespring.com; 1000+ pcs. contact Lee Spring.

**CALCULATIONS:** Spring Rate and Load at Solid Hgt. are for Music Wire. For Type 302 or Type 316 Stainless, multiply figures shown by 5/6 (.833).

\*Note: Type 302 may be substituted with Type 304 at Lee Spring's discretion.

# COMPRESSION SPRINGS: STANDARD SERIES (INCH)

ENDS ARE GROUND • Music Wire (Plated), 302 Stainless Steel\* (Passivated),  
or 316 Stainless Steel (Passivated Ultrasonically Cleaned)

LEE STOCK NUMBER	OUTSIDE DIAMETER		TO WORK IN HOLE DIAMETER		WIRE DIAMETER		APPROX. LOAD AT SOLID HGT.		FREE LENGTH		SPRING RATE		SOLID HEIGHT		PRICE GROUP		
	IN.	MM	IN.	MM	IN.	MM	LB.	KG	IN.	MM	LB/IN.	KG/MM	IN.	MM	Music Wire	302 Stainless*	316 Stainless
															M	S	S316
LC 105HK 01									0.875	22.23	279.21	4.998	0.558	14.17	N	S	W
LC 105HK 02									1.000	25.40	235.03	4.207	0.622	15.80	N	S	W
LC 105HK 03									1.250	31.75	178.53	3.196	0.750	19.05	N	S	W
LC 105HK 04									1.500	38.10	143.93	2.576	0.879	22.33	N	T	X
LC 105HK 05									1.750	44.45	120.57	2.158	1.007	25.58	P	U	Y
LC 105HK 06									2.000	50.80	103.73	1.857	1.136	28.85	R	W	Z
LC 105HK 07	.688	17.46	.720	18.29	.105	2.67	88.549	40.166	2.250	57.15	91.02	1.629	1.264	32.11	S	X	AA
LC 105HK 08									2.500	63.50	81.08	1.451	1.392	35.36	S	Y	AB
LC 105HK 09									2.750	69.85	73.10	1.308	1.521	38.63	T	Z	AC
LC 105HK 10									3.000	76.20	66.55	1.191	1.649	41.88	U	AA	AD
LC 105HK 11									3.250	82.55	61.08	1.093	1.778	45.16	U	AA	AD
LC 105HK 12									3.500	88.90	56.44	1.010	1.906	48.41	W	AB	AE
LC 105HK 13									4.000	101.60	48.99	0.877	2.163	54.94	X	AC	AG
LC 150HK 01									0.875	22.23	1665.33	29.739	0.703	17.86	U	AA	Special Order
LC 150HK 02									1.000	25.40	1367.95	24.429	0.791	20.09	W	AB	
LC 150HK 03									1.063	27.00	1255.00	22.412	0.835	21.21	W	AB	
LC 150HK 04									1.250	31.75	1007.96	18.000	0.968	24.59	W	AC	
LC 150HK 05									1.500	38.10	797.97	14.250	1.145	29.08	X	AC	
LC 150HK 06	.688	17.46	.720	18.29	.148	3.76	283.650	128.664	1.750	44.45	660.39	11.793	1.321	33.55	Y	AE	
LC 150HK 07									2.000	50.80	563.27	10.059	1.498	38.05	Y	AG	
LC 150HK 08									2.250	57.15	491.06	8.769	1.674	42.52	Z	AG	
LC 150HK 09									2.500	63.50	435.26	7.773	1.850	46.99	Z	AK	
LC 150HK 10									3.000	76.20	354.65	6.333	2.204	55.98	AB	AM	
LC 150HK 11									3.250	82.55	324.60	5.797	2.382	60.50	AB	AM	
LC 150HK 12									3.500	88.90	299.24	5.344	2.558	64.97	AB	AN	
LC 055J 0									0.625	15.88	28.70	0.513	0.203	5.16	J	L	P
LC 055J 01									0.750	19.05	23.00	0.411	0.221	5.61	J	L	P
LC 055J 02									0.875	22.23	20.00	0.357	0.242	6.15	J	L	P
LC 055J 03									1.000	25.40	18.50	0.330	0.249	6.32	J	L	P
LC 055J 04									1.250	31.75	14.00	0.250	0.304	7.72	J	L	P
LC 055J 05									1.500	38.10	11.50	0.205	0.331	8.41	J	L	P
LC 055J 06	.720	18.29	.750	19.05	.055	1.40	13.000	5.897	1.750	44.45	9.00	0.160	0.400	10.16	K	M	R
LC 055J 07									2.000	50.80	8.50	0.152	0.421	10.69	K	M	R
LC 055J 08									2.250	57.15	7.25	0.129	0.467	11.86	K	M	R
LC 055J 09									2.500	63.50	6.60	0.118	0.516	13.11	K	M	R
LC 055J 10									2.750	69.85	6.00	0.107	0.548	13.92	K	M	R
LC 055J 11									3.000	76.20	5.50	0.098	0.587	14.91	K	M	R
LC 059J 01									0.750	19.05	32.90	0.588	0.238	6.04	J	L	P
LC 059J 02									0.875	22.23	27.30	0.488	0.262	6.65	J	L	P
LC 059J 03									1.000	25.40	23.50	0.420	0.284	7.22	J	L	P
LC 059J 04									1.250	31.75	18.30	0.327	0.331	8.40	J	L	P
LC 059J 05	.720	18.29	.750	19.05	.059	1.50	17.000	7.710	1.500	38.10	15.00	0.268	0.377	9.56	J	L	P
LC 059J 06									1.750	44.45	12.70	0.227	0.423	10.74	K	M	R
LC 059J 07									2.000	50.80	11.00	0.196	0.469	11.92	K	M	R
LC 059J 08									2.250	57.15	9.70	0.173	0.516	13.10	K	M	R
LC 059J 09									2.500	63.50	8.70	0.155	0.561	14.25	K	M	R

COMPRESSION SPRINGS



### SPECIAL INSTRUCTIONS FOR COMPRESSION SERIES

**STOCK NUMBERS:** Add "M" to end of Stock Number for Music Wire; "S" for Type 302 Stainless; "S316" for Type 316 Stainless.  
**PRICING:** See Inside Back Cover for up to 199 pricing. To price or order up to 1000 pcs., visit leespring.com; 1000+ pcs. contact Lee Spring.  
**CALCULATIONS:** Spring Rate and Load at Solid Hgt. are for Music Wire. For Type 302 or Type 316 Stainless, multiply figures shown by 5/6 (.833).  
 \*Note: Type 302 may be substituted with Type 304 at Lee Spring's discretion.

# COMPRESSION SPRINGS: STANDARD SERIES (INCH)

ENDS ARE GROUND • Music Wire (Plated), 302 Stainless Steel\* (Passivated),  
or 316 Stainless Steel (Passivated Ultrasonically Cleaned)

COMPRESSION SPRINGS

LEE STOCK NUMBER	OUTSIDE DIAMETER		TO WORK IN HOLE DIAMETER		WIRE DIAMETER		APPROX. LOAD AT SOLID HGT.		FREE LENGTH		SPRING RATE		SOLID HEIGHT		PRICE GROUP		
	IN.	MM	IN.	MM	IN.	MM	LB.	KG	IN.	MM	LB/IN.	KG/MM	IN.	MM	Music Wire	302 Stainless*	316 Stainless
LC 063J 0	.720	18.29	.750	19.05	.063	1.60	15.500	7.031	0.625	15.88	41.50	0.741	0.263	6.68	J	L	P
LC 063J 01									0.750	19.05	33.00	0.589	0.284	7.21	J	L	P
LC 063J 02									0.875	22.23	28.00	0.499	0.316	8.03	J	L	P
LC 063J 03									1.000	25.40	24.00	0.428	0.355	9.02	J	L	P
LC 063J 04									1.250	31.75	19.00	0.339	0.441	11.20	K	M	R
LC 063J 05									1.500	38.10	15.00	0.267	0.489	12.42	K	M	R
LC 063J 06									1.750	44.45	13.00	0.232	0.536	13.61	K	M	R
LC 063J 07									2.000	50.80	11.00	0.196	0.616	15.65	K	M	R
LC 063J 08									2.250	57.15	10.00	0.178	0.673	17.09	L	N	S
LC 063J 09									2.500	63.50	9.00	0.160	0.736	18.69	L	N	S
LC 063J 10									2.750	69.85	8.00	0.143	0.792	20.12	L	N	S
LC 063J 11	3.000	76.20	7.25	0.129	0.860	21.84	L	N	S								
LC 065J 01	.720	18.29	.750	19.05	.065	1.65	19.000	8.605	0.750	19.05	41.00	0.731	0.290	7.37	J	L	P
LC 065J 02									0.875	22.23	35.00	0.624	0.322	8.18	J	L	P
LC 065J 03									1.000	25.40	29.00	0.517	0.355	9.02	J	L	P
LC 065J 04									1.250	31.75	23.00	0.410	0.420	10.67	K	M	R
LC 065J 05									1.500	38.10	19.00	0.339	0.465	11.81	K	M	R
LC 065J 06									1.750	44.45	15.50	0.276	0.537	13.64	K	M	R
LC 065J 07									2.000	50.80	13.50	0.241	0.611	15.52	K	M	R
LC 065J 08									2.250	57.15	12.00	0.214	0.660	16.76	L	N	S
LC 065J 09									2.500	63.50	10.50	0.187	0.743	18.87	L	N	S
LC 065J 10									2.750	69.85	9.15	0.163	0.818	20.78	N	R	U
LC 065J 11									3.000	76.20	8.35	0.149	0.883	22.43	N	R	U
LC 067J 01	.720	18.29	.750	19.05	.067	1.70	22.000	9.979	0.750	19.05	50.00	0.893	0.286	7.26	J	L	P
LC 067J 02									0.875	22.23	40.00	0.713	0.319	8.10	J	L	P
LC 067J 03									1.000	25.40	33.00	0.588	0.353	8.97	J	L	P
LC 067J 04									1.250	31.75	27.00	0.482	0.403	10.24	K	M	R
LC 067J 05									1.500	38.10	22.00	0.392	0.471	11.96	K	M	R
LC 067J 06									1.750	44.45	18.00	0.321	0.537	13.64	K	M	R
LC 067J 07									2.000	50.80	15.50	0.277	0.606	15.39	K	M	R
LC 067J 08									2.250	57.15	14.00	0.250	0.669	16.99	L	N	S
LC 067J 09									2.500	63.50	13.75	0.246	0.725	18.42	L	N	S
LC 067J 10									3.000	76.20	10.00	0.178	0.883	22.43	L	N	S
LC 067J 11									3.250	82.55	9.20	0.164	0.935	23.75	M	P	T
LC 067J 12									3.500	88.90	8.51	0.152	0.998	25.35	M	P	T
LC 072J 0	.720	18.29	.750	19.05	.072	1.83	25.000	11.340	0.750	19.05	57.90	1.034	0.328	8.33	J	L	P
LC 072J 01									0.875	22.23	48.00	0.857	0.361	9.17	J	M	R
LC 072J 02									1.000	25.40	42.00	0.749	0.397	10.08	J	M	R
LC 072J 03									1.250	31.75	33.00	0.589	0.470	11.94	K	N	S
LC 072J 04									1.500	38.10	26.00	0.464	0.559	14.20	K	N	S
LC 072J 05									1.750	44.45	22.00	0.392	0.631	16.03	K	N	S
LC 072J 06									2.000	50.80	20.00	0.357	0.686	17.42	K	N	S
LC 072J 07									2.250	57.15	17.00	0.303	0.779	19.79	M	R	U
LC 072J 08									2.500	63.50	15.00	0.267	0.869	22.07	M	R	U
LC 072J 09									2.750	69.85	14.00	0.250	0.927	23.54	M	R	U
LC 072J 10									3.000	76.20	12.50	0.223	1.015	25.78	M	R	U
LC 072J 11									3.500	88.90	10.50	0.187	1.150	29.21	N	S	W
LC 072J 12	4.000	101.60	9.14	0.163	1.321	33.55	P	T	Y								

### SPECIAL INSTRUCTIONS FOR COMPRESSION SERIES

**STOCK NUMBERS:** Add "M" to end of Stock Number for Music Wire; "S" for Type 302 Stainless; "S316" for Type 316 Stainless.

**PRICING:** See Inside Back Cover for up to 199 pricing. To price or order up to 1000 pcs., visit leespring.com; 1000+ pcs. contact Lee Spring.

**CALCULATIONS:** Spring Rate and Load at Solid Hgt. are for Music Wire. For Type 302 or Type 316 Stainless, multiply figures shown by 5/6 (.833).

\*Note: Type 302 may be substituted with Type 304 at Lee Spring's discretion.

# COMPRESSION SPRINGS: STANDARD SERIES (INCH)

ENDS ARE GROUND • Music Wire (Plated), 302 Stainless Steel\* (Passivated), or 316 Stainless Steel (Passivated Ultrasonically Cleaned)

LEE STOCK NUMBER	OUTSIDE DIAMETER		TO WORK IN HOLE DIAMETER		WIRE DIAMETER		APPROX. LOAD AT SOLID HGT.		FREE LENGTH		SPRING RATE		SOLID HEIGHT		PRICE GROUP		
	IN.	MM	IN.	MM	IN.	MM	LB.	KG	IN.	MM	LB./IN.	KG/MM	IN.	MM	Music Wire	302 Stainless*	316 Stainless
															M	S	S316
LC 080J 0	.720	18.29	.750	19.05	.080	2.03	39.000	17.650	0.750	19.05	97.50	1.741	0.352	8.94	L	M	R
LC 080J 01									0.875	22.23	80.26	1.430	0.404	10.26	L	P	T
LC 080J 02									1.000	25.40	68.53	1.220	0.444	11.28	L	P	T
LC 080J 03									1.250	31.75	52.66	0.940	0.526	13.36	L	P	T
LC 080J 04									1.500	38.10	42.94	0.765	0.607	15.42	L	R	U
LC 080J 05									1.750	44.45	36.05	0.644	0.690	17.52	M	S	W
LC 080J 06									2.000	50.80	31.20	0.557	0.770	19.56	N	T	X
LC 080J 07									2.250	57.15	27.47	0.490	0.855	21.72	P	U	Y
LC 080J 08									2.500	63.50	24.54	0.438	0.935	23.75	P	W	Z
LC 080J 09									2.750	69.85	22.21	0.396	1.015	25.78	R	X	AA
LC 080J 10									3.000	76.20	20.23	0.361	1.095	27.81	S	Y	AB
LC 080J 11									3.500	88.90	16.98	0.303	1.273	32.33	T	Z	AC
LC 080J 12	4.000	101.60	14.77	0.264	1.440	36.58	U	AA	AD								
LC 085J 0	.720	18.29	.750	19.05	.085	2.16	54.500	24.720	0.750	19.05	139.00	2.482	0.357	9.07	L	P	T
LC 085J 01									0.875	22.23	113.70	2.030	0.411	10.43	L	P	T
LC 085J 02									1.000	25.40	97.00	1.732	0.451	11.46	L	P	T
LC 085J 03									1.250	31.75	74.50	1.331	0.534	13.57	L	P	T
LC 085J 04									1.500	38.10	60.50	1.081	0.617	15.68	L	R	U
LC 085J 05									1.750	44.45	50.90	0.910	0.701	17.80	M	S	W
LC 085J 06									2.000	50.80	44.00	0.786	0.784	19.91	N	T	X
LC 085J 07									2.250	57.15	38.70	0.691	0.867	22.02	P	U	Y
LC 085J 08									2.500	63.50	34.50	0.617	0.950	24.13	P	W	Z
LC 085J 09									2.750	69.85	31.20	0.557	1.033	26.24	R	X	AA
LC 085J 10									3.000	76.20	28.40	0.508	1.116	28.36	S	Y	AB
LC 085J 11									3.500	88.90	24.20	0.432	1.283	32.58	T	Z	AC
LC 085J 12	4.000	101.60	21.00	0.375	1.449	36.80	U	AA	AD								
LC 095J 0	.720	18.29	.750	19.05	.095	2.41	76.730	34.810	0.750	19.05	218.00	3.893	0.408	10.36	M	R	U
LC 095J 01									0.875	22.23	178.53	3.188	0.459	11.65	M	R	U
LC 095J 02									1.000	25.40	150.98	2.696	0.507	12.87	M	R	U
LC 095J 03									1.250	31.75	115.37	2.060	0.602	15.30	M	R	U
LC 095J 04									1.500	38.10	93.35	1.667	0.698	17.74	M	S	W
LC 095J 05									1.750	44.45	78.39	1.400	0.794	20.18	N	T	X
LC 095J 06									2.000	50.80	67.57	1.207	0.890	22.61	P	U	Y
LC 095J 07									2.250	57.15	59.37	1.060	0.986	25.05	R	W	Z
LC 095J 08									2.500	63.50	52.94	0.945	1.082	27.49	R	X	AA
LC 095J 09									2.750	69.85	47.77	0.853	1.178	29.92	S	Y	AB
LC 095J 10									3.000	76.20	43.52	0.777	1.274	32.36	T	Z	AC
LC 095J 11									3.500	88.90	36.95	0.660	1.466	37.23	U	AA	AD
LC 095J 12	4.000	101.60	32.10	0.573	1.658	42.11	W	AB	AE								

COMPRESSION SPRINGS



### SPECIAL INSTRUCTIONS FOR COMPRESSION SERIES

**STOCK NUMBERS:** Add "M" to end of Stock Number for Music Wire; "S" for Type 302 Stainless; "S316" for Type 316 Stainless.

**PRICING:** See Inside Back Cover for up to 199 pricing. To price or order up to 1000 pcs., visit [leespring.com](http://leespring.com); 1000+ pcs. contact Lee Spring.

**CALCULATIONS:** Spring Rate and Load at Solid Hgt. are for Music Wire. For Type 302 or Type 316 Stainless, multiply figures shown by 5/6 (.833).

\*Note: Type 302 may be substituted with Type 304 at Lee Spring's discretion.



# COMPRESSION SPRINGS: STANDARD SERIES (INCH)

ENDS ARE GROUND • Music Wire (Plated), 302 Stainless Steel\* (Passivated),  
or 316 Stainless Steel (Passivated Ultrasonically Cleaned)

COMPRESSION SPRINGS

LEE STOCK NUMBER	OUTSIDE DIAMETER		TO WORK IN HOLE DIAMETER		WIRE DIAMETER		APPROX. LOAD AT SOLID HGT.		FREE LENGTH		SPRING RATE		SOLID HEIGHT		PRICE GROUP		
	IN.	MM	IN.	MM	IN.	MM	LB.	KG	IN.	MM	LB/IN.	KG/MM	IN.	MM	Music Wire	302 Stainless*	316 Stainless
															M	S	S316
LC 105J 0									0.750	19.05	337.70	6.031	0.444	11.28	T	Y	AD
LC 105J 01									0.875	22.23	274.64	4.904	0.525	13.33	T	Z	AE
LC 105J 02									1.000	25.40	231.18	4.128	0.583	14.81	T	Z	AE
LC 105J 03									1.250	31.75	175.61	3.136	0.699	17.76	T	Z	AE
LC 105J 04									1.500	38.10	141.58	2.528	0.815	20.70	T	AA	AG
LC 105J 05									1.750	44.45	118.59	2.118	0.931	23.65	U	AA	AJ
LC 105J 06	.720	18.29	.750	19.05	.105	2.67	100.330	45.510	2.000	50.80	102.03	1.822	1.047	26.60	U	AB	AK
LC 105J 07									2.250	57.15	89.53	1.599	1.163	29.55	W	AC	AL
LC 105J 08									2.500	63.50	79.75	1.424	1.279	32.49	W	AD	AM
LC 105J 09									2.750	69.85	71.90	1.284	1.395	35.44	X	AE	AN
LC 105J 10									3.000	76.20	65.46	1.169	1.511	38.39	X	AG	AO
LC 105J 11									3.500	88.90	55.51	0.991	1.743	44.28	Y	AJ	AP
LC 105J 12									4.000	101.60	48.19	0.861	1.975	50.18	Z	AK	AR
LC 112J 0									0.750	19.05	460.80	8.229	0.469	11.91	W	AC	AL
LC 112J 01									0.875	22.23	372.80	6.658	0.568	14.44	W	AC	AL
LC 112J 02									1.000	25.40	312.80	5.586	0.631	16.03	W	AC	AL
LC 112J 03									1.250	31.75	236.60	4.225	0.757	19.22	W	AC	AL
LC 112J 04									1.500	38.10	190.20	3.397	0.882	22.40	W	AC	AL
LC 112J 05									1.750	44.45	159.10	2.840	1.007	25.59	W	AC	AL
LC 112J 06	.720	18.29	.750	19.05	.112	2.84	130.000	58.970	2.000	50.80	136.70	2.441	1.133	28.77	W	AC	AL
LC 112J 07									2.250	57.15	119.80	2.139	1.258	31.95	X	AC	AL
LC 112J 08									2.500	63.50	106.60	1.904	1.383	35.14	X	AC	AL
LC 112J 09									2.750	69.85	96.10	1.716	1.509	38.32	Y	AE	AN
LC 112J 10									3.000	76.20	87.40	1.561	1.634	41.51	Y	AE	AN
LC 112J 11									3.500	88.90	74.10	1.323	1.885	47.88	Z	AG	AO
LC 112J 12									4.000	101.60	64.30	1.148	2.136	54.25	AB	AK	AR
LC 135JJ 01									0.875	22.23	843.00	15.090	0.617	15.67	R	X	
LC 135JJ 02									1.000	25.40	698.65	12.506	0.687	17.45	R	X	
LC 135JJ 03									1.500	38.10	414.65	7.422	0.966	24.54	T	Z	
LC 135JJ 04									1.750	44.45	344.61	6.168	1.106	28.09	U	AA	
LC 135JJ 05	.750	19.05	.781	20.65	.135	3.43	217.766	98.779	2.000	50.80	294.81	5.277	1.246	31.65	U	AB	
LC 135JJ 06									2.250	57.15	257.58	4.611	1.386	35.20	W	AC	Special Order
LC 135JJ 07									2.500	63.50	228.71	4.094	1.526	38.76	W	AD	
LC 135JJ 08									3.000	76.20	186.82	3.344	1.806	45.87	Y	AG	
LC 135JJ 09									3.500	88.90	157.90	2.826	2.086	52.98	Z	AG	
LC 135JJ 10									3.750	95.25	146.56	2.623	2.226	56.54	Z	AK	
LC 135JJ 11									4.000	101.60	136.73	2.448	2.366	60.10	Z	AK	

### SPECIAL INSTRUCTIONS FOR COMPRESSION SERIES

**STOCK NUMBERS:** Add "M" to end of Stock Number for Music Wire; "S" for Type 302 Stainless; "S316" for Type 316 Stainless.

**PRICING:** See Inside Back Cover for up to 199 pricing. To price or order up to 1000 pcs., visit leespring.com; 1000+ pcs. contact Lee Spring.

**CALCULATIONS:** Spring Rate and Load at Solid Hgt. are for Music Wire. For Type 302 or Type 316 Stainless, multiply figures shown by 5/6 (.833).

\*Note: Type 302 may be substituted with Type 304 at Lee Spring's discretion.



# COMPRESSION SPRINGS: STANDARD SERIES (INCH)

ENDS ARE GROUND • Music Wire (Plated), 302 Stainless Steel\* (Passivated),  
or 316 Stainless Steel (Passivated Ultrasonically Cleaned)

LEE STOCK NUMBER	OUTSIDE DIAMETER		TO WORK IN HOLE DIAMETER		WIRE DIAMETER		APPROX. LOAD AT SOLID HGT.		FREE LENGTH		SPRING RATE		SOLID HEIGHT		PRICE GROUP		
	IN.	MM	IN.	MM	IN.	MM	LB.	KG	IN.	MM	LB/IN.	KG/MM	IN.	MM	Music Wire	302 Stainless*	316 Stainless
															M	S	S316
LC 135JK 01	.813	20.65	.844	21.44	.135	3.43	170.970	77.552	0.875	22.23	643.31	11.515	0.609	15.47	P	W	Special Order
LC 135JK 02									1.000	25.40	533.16	9.543	0.678	17.22	R	X	
LC 135JK 03									1.500	38.10	316.43	5.664	0.951	24.16	S	Z	
LC 135JK 04									1.750	44.45	262.98	4.707	1.088	27.64	T	AB	
LC 135JK 05									2.000	50.80	224.97	4.027	1.225	31.12	U	AB	
LC 135JK 06									2.250	57.15	196.57	3.519	1.362	34.59	W	AC	
LC 135JK 07									2.500	63.50	174.53	3.124	1.499	38.07	W	AD	
LC 135JK 08									3.000	76.20	142.57	2.552	1.772	45.01	X	AG	
LC 135JK 09									3.500	88.90	120.50	2.157	2.046	51.97	Y	AG	
LC 135JK 10									3.750	95.25	111.84	2.002	2.183	55.45	Z	AK	
LC 135JK 11									4.000	101.60	104.34	1.868	2.320	58.93	Z	AL	
LC 162JK 01	.813	20.65	.844	21.44	.162	4.11	340.350	154.383	1.375	34.93	901.30	16.10	0.998	25.35	T	AD	Special Order
LC 162JK 02									1.500	38.10	805.50	14.38	1.077	27.36	T	AD	
LC 162JK 03									1.750	44.45	664.28	11.86	1.238	31.45	U	AG	
LC 162JK 04									2.000	50.80	565.19	10.09	1.398	35.51	W	AG	
LC 162JK 05									2.250	57.15	491.83	8.78	1.558	39.57	X	AK	
LC 162JK 06									2.750	69.85	390.46	6.97	1.878	47.70	Y	AN	
LC 162JK 07									3.000	76.20	353.99	6.32	2.038	51.77	Z	AO	
LC 162JK 08									3.250	82.55	323.74	5.78	2.198	55.83	Z	AP	
LC 162JK 09									3.500	88.90	298.26	5.33	2.359	59.92	AA	AP	
LC 050K 01									.845	21.46	.875	22.23	.050	1.27	7.000	3.175	
LC 050K 02	0.875	22.23	10.90	0.195	0.195	4.95	L	P									T
LC 050K 03	1.000	25.40	9.40	0.168	0.210	5.32	L	P									T
LC 050K 04	1.250	31.75	7.30	0.130	0.237	6.03	L	P									T
LC 050K 05	1.500	38.10	6.00	0.107	0.265	6.73	L	P									T
LC 050K 06	2.000	50.80	4.40	0.079	0.320	8.13	M	S									W
LC 050K 07	2.500	63.50	3.50	0.063	0.375	9.54	P	U									Z
LC 050K 08	3.000	76.20	2.90	0.052	0.431	10.94	R	X									AB
LC 050K 09	3.500	88.90	2.50	0.045	0.486	12.35	S	X									AB
LC 050K 10	4.000	101.60	2.20	0.039	0.541	13.75	S	X									AB
LC 055K 01	.845	21.46	.875	22.23	.055	1.40	10.000	4.537	0.750	19.05	18.05	0.331	0.196	4.98	L	P	T
LC 055K 02									0.875	22.23	15.10	0.270	0.218	5.52	L	P	T
LC 055K 03									1.000	25.40	12.98	0.232	0.278	6.04	L	P	T
LC 055K 04									1.250	31.75	10.13	0.181	0.271	6.89	L	P	T
LC 055K 05									1.500	38.10	8.31	0.148	0.304	7.73	L	P	T
LC 055K 06									2.000	50.80	6.11	0.109	0.370	9.41	M	S	W
LC 055K 07									2.500	63.50	4.83	0.086	0.437	11.09	P	U	Z
LC 055K 08									3.000	76.20	4.00	0.071	0.503	12.78	R	X	AB
LC 055K 09									3.500	88.90	3.41	0.061	0.569	14.46	S	X	AB
LC 055K 10									4.000	101.60	2.97	0.053	0.636	16.14	S	X	AB

COMPRESSION SPRINGS



**SPECIAL INSTRUCTIONS FOR COMPRESSION SERIES**

**STOCK NUMBERS:** Add "M" to end of Stock Number for Music Wire; "S" for Type 302 Stainless; "S316" for Type 316 Stainless.

**PRICING:** See Inside Back Cover for up to 199 pricing. To price or order up to 1000 pcs., visit [leespring.com](http://leespring.com); 1000+ pcs. contact Lee Spring.

**CALCULATIONS:** Spring Rate and Load at Solid Hgt. are for Music Wire. For Type 302 or Type 316 Stainless, multiply figures shown by 5/6 (.833).

\*Note: Type 302 may be substituted with Type 304 at Lee Spring's discretion.

# COMPRESSION SPRINGS: STANDARD SERIES (INCH)

ENDS ARE GROUND • Music Wire (Plated), 302 Stainless Steel\* (Passivated),  
or 316 Stainless Steel (Passivated Ultrasonically Cleaned)

COMPRESSION SPRINGS

LEE STOCK NUMBER	OUTSIDE DIAMETER		TO WORK IN HOLE DIAMETER		WIRE DIAMETER		APPROX. LOAD AT SOLID HGT.		FREE LENGTH		SPRING RATE		SOLID HEIGHT		PRICE GROUP		
	IN.	MM	IN.	MM	IN.	MM	LB.	KG	IN.	MM	LB/IN.	KG/MM	IN.	MM	Music Wire	302 Stainless*	316 Stainless
															M	S	S316
LC 067K 01	.845	21.46	.875	22.23	.067	1.70	16.000	7.257	0.750	19.05	34.15	0.610	0.270	8.86	L	P	T
LC 067K 02									0.875	22.23	28.41	0.507	0.295	7.49	L	P	T
LC 067K 03									1.000	25.40	24.32	0.434	0.321	8.15	L	P	T
LC 067K 04									1.250	31.75	18.88	0.337	0.372	9.45	L	P	T
LC 067K 05									1.500	38.10	15.40	0.275	0.423	10.74	L	P	T
LC 067K 06									2.000	50.80	11.26	0.201	0.526	13.36	M	S	W
LC 067K 07									2.500	63.50	8.89	0.159	0.628	15.95	P	U	Z
LC 067K 08									3.000	76.20	7.34	0.131	0.730	18.54	R	U	Z
LC 067K 09									3.500	88.90	6.25	0.111	0.832	21.13	S	W	AA
LC 067K 10									4.000	101.60	5.45	0.097	0.934	23.72	T	X	AB
LC 072K 01	.845	21.46	.875	22.23	.072	1.83	23.000	10.432	0.875	22.23	40.60	0.725	0.309	7.85	L	P	T
LC 072K 02									1.000	25.40	34.91	0.623	0.334	8.48	L	P	T
LC 072K 03									1.250	31.75	26.85	0.479	0.388	9.85	L	P	T
LC 072K 04									1.500	38.10	21.82	0.390	0.442	11.22	L	P	T
LC 072K 05									1.750	44.45	18.37	0.328	0.496	12.60	M	S	W
LC 072K 06									2.000	50.80	16.02	0.286	0.547	13.89	M	S	W
LC 072K 07									2.500	63.50	12.48	0.223	0.658	16.71	P	U	Z
LC 072K 08									3.000	76.20	10.39	0.185	0.759	19.28	R	W	AA
LC 072K 09									3.500	88.90	8.84	0.158	0.865	21.97	S	X	AB
LC 075K 01	.845	21.46	.875	22.23	.075	1.91	21.062	9.554	0.880	22.35	40.10	0.716	0.355	9.01	J	K	T
LC 075K 02									1.000	25.40	34.44	0.615	0.388	9.85	J	P	T
LC 075K 03									1.250	31.75	26.61	0.475	0.456	11.59	K	P	T
LC 075K 04									1.500	38.10	21.68	0.387	0.525	13.33	K	P	T
LC 075K 05									1.750	44.45	18.30	0.327	0.593	15.07	K	P	W
LC 075K 06									2.000	50.80	15.82	0.283	0.662	16.82	N	P	W
LC 075K 07									2.250	57.15	13.94	0.249	0.731	18.56	P	R	X
LC 075K 08									2.500	63.50	12.46	0.222	0.799	20.30	P	S	Z
LC 075K 09									2.750	69.85	11.26	0.201	0.868	22.04	P	S	AA
LC 075K 10									3.000	76.20	10.27	0.183	0.936	23.78	R	S	AA
LC 075K 11									3.500	88.90	8.74	0.156	1.074	27.27	S	S	AB
LC 080K 001	.845	21.46	.875	22.23	.080	2.03	30.000	13.587	0.750	19.05	67.70	1.209	0.322	8.18	L	M	T
LC 080K 00									0.875	22.23	57.20	1.021	0.362	9.19	L	P	T
LC 080K 0									1.000	25.40	48.50	0.866	0.397	10.08	L	P	T
LC 080K 01									1.250	31.75	38.00	0.678	0.457	11.61	L	P	T
LC 080K 02									1.375	34.93	34.00	0.606	0.490	12.45	L	P	T
LC 080K 03									1.500	38.10	31.00	0.553	0.522	13.26	L	P	T
LC 080K 04									1.750	44.45	26.00	0.464	0.595	15.11	L	R	X
LC 080K 05									2.000	50.80	22.00	0.392	0.670	17.02	M	S	Z
LC 080K 06									2.250	57.15	19.50	0.348	0.723	18.36	N	T	AA
LC 080K 07									2.500	63.50	17.50	0.312	0.786	19.96	P	U	AB
LC 080K 08	2.750	69.85	15.50	0.276	0.865	21.97	P	W	AC								
LC 080K 09	3.000	76.20	14.50	0.258	0.930	23.62	R	X	AD								
LC 080K 10	3.500	88.90	12.00	0.214	1.083	27.50	S	Y	AE								

### SPECIAL INSTRUCTIONS FOR COMPRESSION SERIES

**STOCK NUMBERS:** Add "M" to end of Stock Number for Music Wire; "S" for Type 302 Stainless; "S316" for Type 316 Stainless.

**PRICING:** See Inside Back Cover for up to 199 pricing. To price or order up to 1000 pcs., visit leespring.com; 1000+ pcs. contact Lee Spring.

**CALCULATIONS:** Spring Rate and Load at Solid Hgt. are for Music Wire. For Type 302 or Type 316 Stainless, multiply figures shown by 5/6 (.833).


\*Note: Type 302 may be substituted with Type 304 at Lee Spring's discretion.

# COMPRESSION SPRINGS: STANDARD SERIES (INCH)

ENDS ARE GROUND • Music Wire (Plated), 302 Stainless Steel\* (Passivated),  
or 316 Stainless Steel (Passivated Ultrasonically Cleaned)

COMPRESSION SPRINGS

LEE STOCK NUMBER	OUTSIDE DIAMETER		TO WORK IN HOLE DIAMETER		WIRE DIAMETER		APPROX. LOAD AT SOLID HGT.		FREE LENGTH		SPRING RATE		SOLID HEIGHT		PRICE GROUP		
	IN.	MM	IN.	MM	IN.	MM	LB.	KG	IN.	MM	LB/IN.	KG/MM	IN.	MM	Music Wire	302 Stainless*	316 Stainless
															M	S	S316
LC 085K 00	.845	21.46	.875	22.23	.085	2.16	35.000	15.851	0.750	19.05	86.11	1.538	0.356	9.04	L	P	T
LC 085K 0									1.000	25.40	61.00	1.088	0.425	10.80	L	P	T
LC 085K 01									1.250	31.75	46.00	0.820	0.507	12.88	L	P	T
LC 085K 02									1.375	34.93	42.00	0.749	0.537	13.64	L	P	T
LC 085K 03									1.500	38.10	38.00	0.678	0.579	14.71	L	P	T
LC 085K 04									1.750	44.45	32.00	0.570	0.665	16.89	L	R	X
LC 085K 05									2.000	50.80	27.00	0.481	0.736	18.69	M	S	Z
LC 085K 06									2.250	57.15	24.00	0.428	0.821	20.85	N	T	AA
LC 085K 07									2.500	63.50	21.50	0.383	0.898	22.81	P	U	AB
LC 085K 08									2.750	69.85	19.50	0.348	0.961	24.41	P	W	AC
LC 085K 09									3.000	76.20	18.00	0.321	1.025	26.04	R	X	AD
LC 085K 10	3.500	88.90	15.00	0.267	1.190	30.23	S	Y	AE								
LC 085K 11	4.000	101.60	13.04	0.233	1.343	34.11	T	Z	AG								
LC 091K 00	.845	21.46	.875	22.23	.091	2.31	42.000	19.022	0.875	22.23	93.00	1.661	0.417	10.59	P	R	X
LC 091K 0A									1.000	25.40	79.00	1.411	0.458	11.63	P	R	X
LC 091K 0									1.250	31.75	60.40	1.079	0.544	13.82	R	U	AB
LC 091K 01									1.500	38.10	49.00	0.874	0.647	16.43	S	W	AC
LC 091K 02									1.750	44.45	41.00	0.731	0.730	18.54	S	W	AC
LC 091K 03									2.000	50.80	35.00	0.624	0.820	20.83	S	W	AC
LC 091K 04									2.250	57.15	31.00	0.553	0.910	23.10	T	X	AD
LC 091K 05									2.500	63.50	28.00	0.499	0.975	24.76	T	X	AD
LC 091K 06									2.750	69.85	25.00	0.446	1.080	27.43	U	Y	AE
LC 091K 07	3.000	76.20	23.00	0.410	1.185	30.10	U	Y	AE								
LC 091K 08	3.500	89.00	19.50	0.348	1.302	33.07	W	Z	AG								
LC 098K 00	.845	21.46	.875	22.23	.098	2.49	50.000	22.645	1.000	25.40	102.00	1.819	0.520	13.21	S	W	AC
LC 098K 0									1.250	31.75	78.00	1.391	0.617	15.67	S	W	AC
LC 098K 01									1.500	38.10	65.00	1.159	0.730	18.54	S	W	AC
LC 098K 02									1.750	44.45	54.00	0.963	0.814	20.68	S	W	AC
LC 098K 03									2.000	50.80	46.00	0.820	0.917	23.29	S	W	AC
LC 098K 04									2.250	57.15	40.00	0.713	1.010	25.65	T	W	AC
LC 098K 05									2.500	63.50	36.00	0.642	1.110	28.19	T	X	AD
LC 098K 06									2.750	69.85	32.50	0.579	1.220	30.99	U	Y	AE
LC 098K 07									3.000	76.20	29.50	0.526	1.320	33.52	U	Y	AE
LC 098K 08	3.500	88.90	25.50	0.455	1.472	38.61	W	Z	AG								
LC 100K 01	.845	21.46	.875	22.23	.100	2.54	60.000	27.200	1.000	25.40	124.70	2.230	0.501	12.72	T	X	AD
LC 100K 02									1.250	31.75	95.00	1.700	0.592	15.03	T	X	AD
LC 100K 03									1.500	38.10	76.74	1.370	0.683	17.34	T	X	AD
LC 100K 04									1.750	44.45	64.36	1.150	0.774	19.65	T	X	AD
LC 100K 05									2.000	50.80	55.42	0.990	0.865	21.96	T	X	AD
LC 100K 06									2.250	57.15	48.66	0.869	0.955	24.27	U	X	AD
LC 100K 07									2.500	63.50	43.37	0.774	1.046	26.58	U	Y	AE
LC 100K 08									2.750	69.85	39.12	0.699	1.137	28.89	W	Z	AG
LC 100K 09									3.000	76.20	35.63	0.636	1.228	31.20	W	Z	AG
LC 100K 10									3.500	88.90	30.23	0.540	1.410	35.81	W	AA	AJ



### SPECIAL INSTRUCTIONS FOR COMPRESSION SERIES

**STOCK NUMBERS:** Add "M" to end of Stock Number for Music Wire; "S" for Type 302 Stainless; "S316" for Type 316 Stainless.  
**PRICING:** See Inside Back Cover for up to 199 pricing. To price or order up to 1000 pcs., visit [leespring.com](http://leespring.com); 1000+ pcs. contact Lee Spring.  
**CALCULATIONS:** Spring Rate and Load at Solid Hgt. are for Music Wire. For Type 302 or Type 316 Stainless, multiply figures shown by 5/6 (.833).  
 \*Note: Type 302 may be substituted with Type 304 at Lee Spring's discretion.

# COMPRESSION SPRINGS: STANDARD SERIES (INCH)

ENDS ARE GROUND • Music Wire (Plated), 302 Stainless Steel\* (Passivated),  
or 316 Stainless Steel (Passivated Ultrasonically Cleaned)

COMPRESSION SPRINGS

LEE STOCK NUMBER	OUTSIDE DIAMETER		TO WORK IN HOLE DIAMETER		WIRE DIAMETER		APPROX. LOAD AT SOLID HGT.		FREE LENGTH		SPRING RATE		SOLID HEIGHT		PRICE GROUP		
	IN.	MM	IN.	MM	IN.	MM	LB.	KG	IN.	MM	LB/IN.	KG/MM	IN.	MM	Music Wire	302 Stainless*	316 Stainless
LC 092KK 01	.875	22.23	.906	23.83	.092	2.34	37.336	16.936	0.875	22.23	85.41	1.529	0.438	11.13	S	W	Special Order
LC 092KK 02									1.000	25.40	72.33	1.295	0.483	12.27	S	W	
LC 092KK 03									1.500	38.10	44.85	0.803	0.662	16.81	S	W	
LC 092KK 04									1.750	44.45	37.69	0.675	0.752	19.10	T	X	
LC 092KK 05									2.000	50.80	32.50	0.582	0.842	21.39	T	X	
LC 092KK 06									2.500	63.50	25.48	0.456	1.022	25.96	U	Y	
LC 092KK 07									2.750	69.85	23.00	0.412	1.112	28.24	U	Y	
LC 092KK 08									3.063	77.80	20.50	0.367	1.224	31.09	W	Z	
LC 092KK 09									3.500	88.90	17.80	0.319	1.381	35.08	W	Z	
LC 092KK 10									4.000	101.60	15.47	0.277	1.561	39.65	X	AA	
LC 120KK 01	.875	22.23	.906	23.83	.120	3.05	103.085	46.759	1.500	38.10	150.62	2.696	0.816	20.73	R	AA	Special Order
LC 120KK 02									2.000	50.80	107.83	1.930	1.041	26.44	T	AC	
LC 120KK 03									2.250	57.15	94.42	1.690	1.154	29.31	T	AD	
LC 120KK 04									2.500	63.50	83.97	1.503	1.267	32.18	U	AE	
LC 120KK 05									3.000	76.20	68.76	1.231	1.492	37.90	W	AG	
LC 120KK 06									3.500	88.90	58.21	1.042	1.718	43.64	X	AK	
LC 120KK 07									4.000	101.60	50.47	0.903	1.943	49.35	Y	AM	
LC 120KK 08									4.500	114.30	44.55	0.797	2.169	55.09	Z	AN	
LC 120KK 09									5.000	127.00	39.87	0.714	2.394	60.81	AA	AP	
LC 120KK 10									5.500	139.70	36.08	0.646	2.620	66.55	AB	AR	
LC 148KK 01	.875	22.23	.906	23.83	.148	3.76	209.631	95.089	1.000	25.40	695.21	12.444	0.698	17.73	S	Y	Special Order
LC 148KK 02									1.500	38.10	406.50	7.276	0.978	24.84	T	AB	
LC 148KK 03									2.000	50.80	287.22	5.141	1.258	31.95	W	AD	
LC 148KK 04									2.250	57.15	250.47	4.483	1.397	35.48	X	AE	
LC 148KK 05									2.500	63.50	222.06	3.975	1.537	39.04	X	AG	
LC 148KK 06									2.750	69.85	199.44	3.570	1.677	42.60	Y	AG	
LC 148KK 07									3.000	76.20	181.00	3.240	1.817	46.15	Z	AK	
LC 148KK 08									3.500	88.90	152.76	2.734	2.096	53.24	Z	AL	
LC 148KK 09									4.000	101.60	132.13	2.365	2.376	60.35	AA	AN	
LC 148KK 10									4.500	114.30	116.42	2.084	2.655	67.44	AB	AO	
LC 148KK 11									5.000	127.00	104.05	1.862	2.935	74.55	AD	AR	
LC 148KK 12									5.500	139.70	94.05	1.683	3.214	81.64	AE	AS	
LC 148KK 13									6.000	152.40	85.80	1.536	3.494	88.75	AG	AS	
LC 105KL 01	.906	23.01	.938	23.83	.105	2.67	58.282	26.437	0.875	22.23	144.30	2.583	0.471	11.96	T	Y	Special Order
LC 105KL 02									1.000	25.40	121.47	2.174	0.519	13.18	T	Y	
LC 105KL 03									1.250	31.75	92.27	1.652	0.615	15.62	T	Y	
LC 105KL 04									1.500	38.10	74.39	1.332	0.711	18.06	T	Y	
LC 105KL 05									1.750	44.45	62.31	1.115	0.806	20.47	T	Y	
LC 105KL 06									2.000	50.80	53.61	0.960	0.902	22.91	U	Z	
LC 105KL 07									2.250	57.15	47.04	0.842	0.998	25.35	U	AA	
LC 105KL 08									2.500	63.50	41.90	0.750	1.094	27.79	W	AA	
LC 105KL 09									2.750	69.85	37.78	0.676	1.190	30.23	W	AB	
LC 105KL 10									3.000	76.20	34.40	0.616	1.285	32.64	X	AC	
LC 105KL 11									3.500	88.90	29.17	0.522	1.477	37.52	Z	AD	
LC 105KL 12									4.000	101.60	25.32	0.453	1.669	42.39	AA	AE	

### SPECIAL INSTRUCTIONS FOR COMPRESSION SERIES


**STOCK NUMBERS:** Add "M" to end of Stock Number for Music Wire; "S" for Type 302 Stainless; "S316" for Type 316 Stainless.  
**PRICING:** See Inside Back Cover for up to 199 pricing. To price or order up to 1000 pcs., visit leespring.com; 1000+ pcs. contact Lee Spring.  
**CALCULATIONS:** Spring Rate and Load at Solid Hgt. are for Music Wire. For Type 302 or Type 316 Stainless, multiply figures shown by 5/6 (.833).  
 \*Note: Type 302 may be substituted with Type 304 at Lee Spring's discretion.

# COMPRESSION SPRINGS: STANDARD SERIES (INCH)

ENDS ARE GROUND • Music Wire (Plated), 302 Stainless Steel\* (Passivated),  
or 316 Stainless Steel (Passivated Ultrasonically Cleaned)

LEE STOCK NUMBER	OUTSIDE DIAMETER		TO WORK IN HOLE DIAMETER		WIRE DIAMETER		APPROX. LOAD AT SOLID HGT.		FREE LENGTH		SPRING RATE		SOLID HEIGHT		PRICE GROUP		
	IN.	MM	IN.	MM	IN.	MM	LB.	KG	IN.	MM	LB./IN.	KG/MM	IN.	MM	Music Wire	302 Stainless*	316 Stainless
															M	S	S316
LC 080KM 01	.938	23.81	.969	24.61	.080	2.03	35.237	15.984	0.750	19.05	73.91	1.323	0.273	6.93	T	X	Special Order
LC 080KM 02									1.000	25.40	51.91	0.929	0.319	8.10	T	X	
LC 080KM 03									1.250	31.75	40.01	0.716	0.365	9.27	T	X	
LC 080KM 04									1.500	38.10	32.54	0.583	0.411	10.44	T	X	
LC 080KM 05									1.750	44.45	27.43	0.491	0.457	11.61	T	X	
LC 080KM 06									2.000	50.80	23.70	0.424	0.503	12.78	T	X	
LC 080KM 07									2.250	57.15	20.86	0.373	0.549	13.94	U	Y	
LC 080KM 08									2.500	63.50	18.64	0.334	0.595	15.11	W	Z	
LC 080KM 09									2.750	69.85	16.84	0.301	0.641	16.28	W	AA	
LC 080KM 10									2.938	74.63	15.70	0.281	0.675	17.15	X	AC	
LC 080KM 11									3.000	76.20	15.35	0.275	0.687	17.45	X	AC	
LC 080KM 12									3.500	88.90	13.06	0.234	0.779	19.79	Z	AC	
LC 080KM 13									4.000	101.60	11.36	0.203	0.871	22.12	AA	AD	
LC 063L 01	.970	24.64	1.000	25.40	.063	1.60	14.000	6.350	0.750	19.05	25.63	0.458	0.210	5.40	T	X	AB
LC 063L 02									1.000	25.40	18.30	0.327	0.245	6.22	T	X	AB
LC 063L 03									1.250	31.75	14.23	0.254	0.276	7.02	T	X	AB
LC 063L 04									1.500	38.10	11.64	0.208	0.307	7.81	T	X	AB
LC 063L 05									1.750	44.45	9.85	0.176	0.339	8.60	T	X	AB
LC 063L 06									2.000	50.80	8.53	0.152	0.370	9.39	T	X	AB
LC 063L 07									2.250	57.15	7.53	0.134	0.401	10.18	U	Y	AC
LC 063L 08									2.500	63.50	6.74	0.120	0.432	10.98	W	Z	AD
LC 063L 09									2.750	69.85	6.09	0.109	0.463	11.77	W	AA	AE
LC 063L 10									3.000	76.20	5.56	0.099	0.495	12.56	W	AC	AG
LC 063L 11									3.500	88.90	4.74	0.083	0.557	14.15	Z	AC	AG
LC 063L 12									4.000	101.60	4.13	0.072	0.619	15.73	Z	AC	AG
LC 072L 01	.970	24.64	1.000	25.40	.072	1.83	20.000	9.070	0.750	19.05	39.50	0.705	0.245	6.22	T	X	AB
LC 072L 02									1.000	25.40	27.96	0.499	0.297	7.55	T	X	AB
LC 072L 03									1.250	31.75	21.64	0.386	0.339	8.62	T	X	AB
LC 072L 04									1.500	38.10	17.65	0.315	0.381	9.68	T	X	AB
LC 072L 05									1.750	44.45	14.90	0.266	0.423	10.74	T	X	AB
LC 072L 06									2.000	50.80	12.90	0.230	0.465	11.81	T	X	AB
LC 072L 07									2.250	57.15	11.37	0.203	0.507	12.87	U	Y	AC
LC 072L 08									2.500	63.50	10.16	0.181	0.548	13.93	W	Z	AD
LC 072L 09									2.750	69.85	9.16	0.164	0.590	15.00	W	AA	AE
LC 072L 10									3.000	76.20	8.38	0.150	0.632	16.06	X	AC	AG
LC 072L 11									3.500	88.90	7.13	0.127	0.716	18.18	Z	AC	AG
LC 072L 12									4.000	101.60	6.21	0.111	0.800	20.31	Z	AC	AG

COMPRESSION SPRINGS



### SPECIAL INSTRUCTIONS FOR COMPRESSION SERIES

**STOCK NUMBERS:** Add "M" to end of Stock Number for Music Wire; "S" for Type 302 Stainless; "S316" for Type 316 Stainless.

**PRICING:** See Inside Back Cover for up to 199 pricing. To price or order up to 1000 pcs., visit [leespring.com](http://leespring.com); 1000+ pcs. contact Lee Spring.

**CALCULATIONS:** Spring Rate and Load at Solid Hgt. are for Music Wire. For Type 302 or Type 316 Stainless, multiply figures shown by 5/6 (.833).

\*Note: Type 302 may be substituted with Type 304 at Lee Spring's discretion.



# COMPRESSION SPRINGS: STANDARD SERIES (INCH)

ENDS ARE GROUND • Music Wire (Plated), 302 Stainless Steel\* (Passivated),  
or 316 Stainless Steel (Passivated Ultrasonically Cleaned)

COMPRESSION SPRINGS

LEE STOCK NUMBER	OUTSIDE DIAMETER		TO WORK IN HOLE DIAMETER		WIRE DIAMETER		APPROX. LOAD AT SOLID HGT.		FREE LENGTH		SPRING RATE		SOLID HEIGHT		PRICE GROUP										
	IN.	MM	IN.	MM	IN.	MM	LB.	KG	IN.	MM	LB/IN.	KG/MM	IN.	MM	Music Wire	302 Stainless*	316 Stainless								
															M	S	S316								
LC 080L 01	.970	24.64	1.000	25.40	.080	2.03	30.000	13.640	0.750	19.05	60.50	1.080	0.270	6.88	T	X	AB								
LC 080L 02									1.000	25.40	43.60	0.779	0.330	8.38	T	X	AB								
LC 080L 03									1.250	31.75	33.90	0.605	0.376	9.55	T	X	AB								
LC 080L 04									1.500	38.10	27.60	0.493	0.423	10.74	T	X	AB								
LC 080L 05									1.750	44.45	23.20	0.414	0.470	11.94	T	X	AB								
LC 080L 06									2.000	50.80	20.10	0.359	0.517	13.13	T	X	AB								
LC 080L 07									2.250	57.15	17.70	0.316	0.565	14.35	U	Y	AC								
LC 080L 08									2.500	63.50	15.80	0.282	0.612	15.54	W	Z	AD								
LC 080L 09									2.750	69.85	14.30	0.255	0.659	16.74	W	AA	AE								
LC 080L 10									3.000	76.20	13.00	0.232	0.706	17.93	X	AC	AJ								
LC 080L 11									3.500	88.90	11.10	0.198	0.800	20.32	Z	AC	AJ								
LC 080L 12									4.000	101.60	9.70	0.173	0.893	22.68	AA	AD	AK								
LC 085L 0	.970	24.64	1.000	25.40	.085	2.16	38.070	17.270	0.875	22.23	67.50	1.205	0.312	7.92	T	X	AB								
LC 085L 01									1.000	25.40	57.43	1.026	0.337	8.56	T	X	AB								
LC 085L 02									1.250	31.75	44.14	0.788	0.388	9.84	T	X	AB								
LC 085L 03									1.500	38.10	35.84	0.640	0.438	11.12	T	X	AB								
LC 085L 04									1.750	44.45	30.17	0.539	0.488	12.40	T	X	AB								
LC 085L 05									2.000	50.80	26.05	0.465	0.539	13.68	T	X	AB								
LC 085L 06									2.250	57.15	22.92	0.409	0.589	14.96	U	Y	AC								
LC 085L 07									2.500	63.50	20.46	0.365	0.639	16.24	W	Z	AD								
LC 085L 08									2.750	69.85	18.48	0.330	0.690	17.52	W	AA	AE								
LC 085L 09									3.000	76.20	16.84	0.301	0.740	18.80	X	AC	AJ								
LC 085L 10									3.500	88.90	14.32	0.256	0.841	21.35	Z	AC	AJ								
LC 085L 11									4.000	101.60	12.45	0.222	0.941	23.91	AA	AD	AK								
LC 092L 01	.970	24.64	1.000	25.40	.092	2.34	34.521	15.659	0.875	22.23	72.00	1.286	0.398	10.12	T	X	AD								
LC 092L 02									1.000	25.40	61.00	1.089	0.436	11.08	T	X	AD								
LC 092L 03									1.250	31.75	46.70	0.834	0.512	13.00	T	X	AD								
LC 092L 04									1.500	38.10	37.80	0.675	0.588	14.92	T	X	AD								
LC 092L 05									2.000	50.80	27.40	0.489	0.739	18.76	T	X	AD								
LC 092L 06									2.500	63.50	21.50	0.384	0.889	22.59	W	Z	AG								
LC 092L 07									3.000	76.20	17.70	0.316	1.040	26.40	X	AC	AL								
LC 092L 08									3.500	88.90	15.00	0.268	1.193	30.29	Z	AC	AL								
LC 092L 09									4.000	101.60	13.00	0.232	1.347	34.21	AA	AD	AM								
LC 095L 001									.970	24.64	1.000	25.40	.095	2.41	46.000	20.850	0.875	22.23	91.00	1.625	0.380	9.65	T	X	AD
LC 095L 00																	1.000	25.40	76.68	1.370	0.417	10.60	T	X	AD
LC 095L 0																	1.250	31.75	58.27	1.040	0.485	12.30	T	X	AD
LC 095L 01	1.500	38.10	47.25	0.844	0.552	14.02	T	X									AD								
LC 095L 02	1.750	44.45	39.73	0.709	0.618	15.70	T	X									AD								
LC 095L 03	2.000	50.80	34.30	0.612	0.685	17.40	T	X									AD								
LC 095L 04	2.250	57.15	30.14	0.538	0.751	19.07	U	Y									AE								
LC 095L 05	2.500	63.50	26.90	0.480	0.817	20.75	W	Z									AG								
LC 095L 06	2.750	69.85	24.28	0.433	0.885	22.45	W	AA									AJ								
LC 095L 07	3.000	76.20	22.13	0.395	0.951	24.15	X	AC									AL								
LC 095L 08	3.500	88.90	18.75	0.335	1.088	27.63	Z	AC									AL								
LC 095L 09	4.000	101.60	16.24	0.270	1.222	31.04	AA	AD									AM								

### SPECIAL INSTRUCTIONS FOR COMPRESSION SERIES

**STOCK NUMBERS:** Add "M" to end of Stock Number for Music Wire; "S" for Type 302 Stainless; "S316" for Type 316 Stainless.

**PRICING:** See Inside Back Cover for up to 199 pricing. To price or order up to 1000 pcs., visit leespring.com; 1000+ pcs. contact Lee Spring.

**CALCULATIONS:** Spring Rate and Load at Solid Hgt. are for Music Wire. For Type 302 or Type 316 Stainless, multiply figures shown by 5/6 (.833).

\*Note: Type 302 may be substituted with Type 304 at Lee Spring's discretion.




# COMPRESSION SPRINGS: STANDARD SERIES (INCH)

ENDS ARE GROUND • Music Wire (Plated), 302 Stainless Steel\* (Passivated),  
or 316 Stainless Steel (Passivated Ultrasonically Cleaned)

LEE STOCK NUMBER	OUTSIDE DIAMETER		TO WORK IN HOLE DIAMETER		WIRE DIAMETER		APPROX. LOAD AT SOLID HGT.		FREE LENGTH		SPRING RATE		SOLID HEIGHT		PRICE GROUP		
	IN.	MM	IN.	MM	IN.	MM	LB.	KG	IN.	MM	LB./IN.	KG/MM	IN.	MM	Music Wire	302 Stainless*	316 Stainless
															M	S	S316
LC 105L 00	.970	24.64	1.000	25.40	.105	2.67	58.000	26.268	0.875	22.23	133.50	2.384	0.435	11.05	W	AC	AE
LC 105L 0A									1.000	25.40	112.50	2.009	0.476	12.09	W	AC	AG
LC 105L 0									1.250	31.75	85.00	1.516	0.546	13.87	W	AC	AJ
LC 105L 01									1.500	38.10	69.00	1.230	0.650	16.51	W	AC	AK
LC 105L 02									1.750	44.45	57.00	1.016	0.745	18.92	W	AC	AL
LC 105L 03									2.000	50.80	49.00	0.874	0.820	20.83	X	AD	AM
LC 105L 04									2.250	57.15	43.00	0.767	0.905	22.99	X	AE	AN
LC 105L 05									2.500	63.50	38.00	0.678	1.000	25.40	Y	AE	AN
LC 105L 06									2.750	69.85	34.00	0.606	1.080	27.43	Y	AG	AO
LC 105L 07									3.000	76.20	31.00	0.553	1.170	29.72	Z	AK	AR
LC 105L 08									3.500	88.90	27.00	0.481	1.325	33.66	AA	AK	AR
LC 105L 09									4.000	101.60	23.44	0.419	1.430	36.32	AB	AL	AS
LC 112L 00	.970	24.64	1.000	25.40	.112	2.84	65.000	29.438	0.875	22.23	165.50	2.955	0.480	12.20	W	AC	AE
LC 112L 0A									1.000	25.40	139.00	2.482	0.528	13.41	W	AC	AG
LC 112L 0									1.250	31.75	105.00	1.872	0.605	15.37	W	AC	AJ
LC 112L 01									1.500	38.10	85.00	1.516	0.732	18.59	W	AC	AK
LC 112L 02									1.750	44.45	71.00	1.266	0.845	21.46	W	AC	AL
LC 112L 03									2.000	50.80	61.00	1.088	0.947	24.05	X	AD	AM
LC 112L 04									2.250	57.15	54.00	0.963	1.035	26.29	X	AE	AN
LC 112L 05									2.500	63.50	47.00	0.838	1.147	29.13	Y	AE	AN
LC 112L 06									2.750	69.85	43.00	0.767	1.237	31.42	Y	AG	AO
LC 112L 07									3.000	76.20	39.00	0.695	1.348	34.24	Z	AJ	AP
LC 112L 08									3.500	88.90	33.00	0.588	1.565	39.75	AB	AK	AR
LC 112L 09									4.000	101.60	28.64	0.511	1.634	41.50	AC	AL	AS
LC 115L 01	.970	24.64	1.000	25.40	.115	2.92	72.000	32.609	1.750	44.45	78.00	1.391	0.838	21.29	W	AD	Special Order
LC 115L 02									2.000	50.80	68.00	1.212	0.930	23.62	Y	AE	
LC 115L 03									2.250	57.15	59.00	1.052	1.045	26.54	Y	AG	
LC 115L 04									2.500	63.50	52.00	0.927	1.130	28.70	Y	AG	
LC 115L 05									3.000	76.20	43.00	0.767	1.330	33.78	AA	AL	
LC 115L 06									3.500	88.90	36.00	0.642	1.520	38.61	AB	AM	
LC 115L 07									4.000	101.60	32.00	0.570	1.730	43.94	AD	AN	
LC 120L 0	.970	24.64	1.000	25.40	.120	3.05	80.000	36.232	1.500	38.10	113.67	2.030	0.785	19.94	W	AD	AM
LC 120L 01									1.750	44.45	95.00	1.694	0.905	22.99	W	AD	AO
LC 120L 02									2.000	50.80	82.00	1.462	1.015	25.78	W	AE	AP
LC 120L 03									2.250	57.15	71.00	1.266	1.133	28.78	Y	AG	AU
LC 120L 04									2.500	63.50	64.00	1.141	1.254	31.85	Y	AG	AW
LC 120L 05									3.000	76.20	52.00	0.927	1.456	36.98	AA	AL	AZ
LC 120L 06									3.500	88.90	44.00	0.784	1.685	42.80	AB	AM	AZA
LC 120L 07	4.000	101.60	38.00	0.678	1.925	48.90	AD	AM	AZC								

COMPRESSION SPRINGS



### SPECIAL INSTRUCTIONS FOR COMPRESSION SERIES

**STOCK NUMBERS:** Add "M" to end of Stock Number for Music Wire; "S" for Type 302 Stainless; "S316" for Type 316 Stainless.  
**PRICING:** See Inside Back Cover for up to 199 pricing. To price or order up to 1000 pcs., visit [leespring.com](http://leespring.com); 1000+ pcs. contact Lee Spring.  
**CALCULATIONS:** Spring Rate and Load at Solid Hgt. are for Music Wire. For Type 302 or Type 316 Stainless, multiply figures shown by 5/6 (.833).  
 \*Note: Type 302 may be substituted with Type 304 at Lee Spring's discretion.

# COMPRESSION SPRINGS: STANDARD SERIES (INCH)

ENDS ARE GROUND • Music Wire (Plated), 302 Stainless Steel\* (Passivated),  
or 316 Stainless Steel (Passivated Ultrasonically Cleaned)

COMPRESSION SPRINGS

LEE STOCK NUMBER	OUTSIDE DIAMETER		TO WORK IN HOLE DIAMETER		WIRE DIAMETER		APPROX. LOAD AT SOLID HGT.		FREE LENGTH		SPRING RATE		SOLID HEIGHT		PRICE GROUP		
	IN.	MM	IN.	MM	IN.	MM	LB.	KG	IN.	MM	LB/IN.	KG/MM	IN.	MM	Music Wire	302 Stainless*	316 Stainless
															M	S	S316
LC 125L 00									0.875	22.23	276.00	4.929	0.529	13.43	X	AE	AN
LC 125L 0A									1.000	25.40	230.00	4.107	0.583	14.81	X	AE	AN
LC 125L 0									1.250	31.75	172.50	3.080	0.692	17.57	X	AE	AN
LC 125L 01									1.500	38.10	138.21	2.468	0.776	19.71	X	AE	AN
LC 125L 02									1.750	44.45	115.17	2.057	0.881	22.39	X	AE	AP
LC 125L 03	.970	24.64	1.000	25.40	.125	3.18	100.050	45.380	2.000	50.80	98.72	1.763	0.987	25.06	Y	AG	AR
LC 125L 04									2.250	57.15	86.38	1.543	1.092	27.73	Z	AK	AW
LC 125L 05									2.500	63.50	76.78	1.371	1.197	30.40	Z	AK	AX
LC 125L 06									3.000	76.20	62.82	1.122	1.407	35.75	AB	AM	AZA
LC 125L 07									3.500	88.90	53.16	0.949	1.618	41.09	AC	AN	AZB
LC 125L 08									4.000	101.60	46.07	0.823	1.828	46.44	AE	AO	AZD
LC 135L 00									0.875	22.23	366.00	6.536	0.590	14.98	Y	AG	AO
LC 135L 0									1.000	25.40	303.00	5.411	0.654	16.62	Y	AG	AO
LC 135L 01									1.500	38.10	180.03	3.215	0.912	23.15	Y	AG	AO
LC 135L 02									1.750	44.45	149.62	2.672	1.040	26.42	Y	AG	AR
LC 135L 03									2.000	50.80	128.00	2.286	1.169	29.69	Z	AG	AS
LC 135L 04	.970	24.64	1.000	25.40	.135	3.43	106.000	48.080	2.250	57.15	111.84	1.997	1.298	32.96	AA	AG	AX
LC 135L 05									2.500	63.50	99.30	1.773	1.427	36.23	AA	AL	AY
LC 135L 06									3.000	76.20	81.11	1.448	1.684	42.77	AC	AN	AZB
LC 135L 07									3.500	88.90	68.56	1.224	1.942	49.32	AD	AO	AZC
LC 135L 08									4.000	101.60	59.37	1.060	2.199	55.86	AG	AP	AZE
LC 148L 01									1.000	25.40	459.00	8.197	0.717	18.22	Y	AK	AP
LC 148L 02									1.500	38.10	268.40	4.793	1.010	25.66	Y	AK	AP
LC 148L 03									2.000	50.80	189.60	3.386	1.303	33.10	AA	AN	AT
LC 148L 04	.970	24.64	1.000	25.40	.148	3.76	132.000	59.860	2.500	63.50	146.60	2.618	1.596	40.54	AD	AR	AZ
LC 148L 05									3.000	76.20	119.50	2.134	1.889	47.98	AG	AS	AZC
LC 148L 06									3.500	88.90	100.90	1.802	2.181	55.40	AJ	AT	AZD
LC 148L 07									4.000	101.60	87.20	1.557	2.476	62.88	AL	AW	AZF
LC 162L 01									1.500	38.10	415.20	7.415	1.088	27.64	AA	AE	AR
LC 162L 02									2.000	50.80	291.30	5.202	1.409	35.78	AD	AK	AU
LC 162L 03	.970	24.64	1.000	25.40	.162	4.11	173.000	78.460	2.500	63.50	224.40	4.007	1.729	43.92	AJ	AP	AZA
LC 162L 04									3.000	76.20	182.50	3.259	2.050	52.06	AK	AT	AZD
LC 162L 05									3.500	88.90	153.70	2.745	2.371	60.23	AM	AU	AZE
LC 162L 06									4.000	101.60	132.80	2.372	2.692	68.38	AO	AX	AZG
LC 120LL 01									1.000	25.40	169.42	3.033	0.550	13.97	U	Z	
LC 120LL 02									1.500	38.10	102.19	1.829	0.748	19.00	W	AA	
LC 120LL 03									2.000	50.80	73.16	1.310	0.947	24.05	W	AA	
LC 120LL 04									2.250	57.15	64.06	1.147	1.047	26.59	X	AB	
LC 120LL 05	1.016	25.81	1.125	28.58	.120	3.05	76.321	34.619	2.563	65.10	55.44	0.992	1.171	29.74	X	AB	Special Order
LC 120LL 06									2.750	69.85	51.30	0.918	1.246	31.65	Y	AC	
LC 120LL 07									3.000	76.20	46.65	0.835	1.345	34.16	Z	AD	
LC 120LL 08									3.500	88.90	39.50	0.707	1.544	39.22	AA	AE	
LC 120LL 09									4.000	101.60	34.25	0.613	1.743	44.27	AB	AG	
LC 120LL 10									4.500	114.30	30.23	0.541	1.942	49.33	AD	AK	

### SPECIAL INSTRUCTIONS FOR COMPRESSION SERIES

**STOCK NUMBERS:** Add "M" to end of Stock Number for Music Wire; "S" for Type 302 Stainless; "S316" for Type 316 Stainless.

**PRICING:** See Inside Back Cover for up to 199 pricing. To price or order up to 1000 pcs., visit leespring.com; 1000+ pcs. contact Lee Spring.

**CALCULATIONS:** Spring Rate and Load at Solid Hgt. are for Music Wire. For Type 302 or Type 316 Stainless, multiply figures shown by 5/6 (.833).


\*Note: Type 302 may be substituted with Type 304 at Lee Spring's discretion.

# COMPRESSION SPRINGS: STANDARD SERIES (INCH)

ENDS ARE GROUND • Music Wire (Plated), 302 Stainless Steel\* (Passivated),  
or 316 Stainless Steel (Passivated Ultrasonically Cleaned)

COMPRESSION SPRINGS

LEE STOCK NUMBER	OUTSIDE DIAMETER		TO WORK IN HOLE DIAMETER		WIRE DIAMETER		APPROX. LOAD AT SOLID HGT.		FREE LENGTH		SPRING RATE		SOLID HEIGHT		PRICE GROUP		
	IN.	MM	IN.	MM	IN.	MM	LB.	KG	IN.	MM	LB./IN.	KG/MM	IN.	MM	Music Wire	302 Stainless*	316 Stainless
															M	S	S316
LC 082M 01	1.095	27.81	1.125	28.58	.082	2.08	25.000	11.360	0.875	22.23	42.60	0.761	0.287	7.29	T	X	Special Order
LC 082M 02									1.000	25.40	36.00	0.643	0.318	8.08	T	X	
LC 082M 03									1.250	31.75	27.90	0.498	0.366	9.30	T	X	
LC 082M 04									1.500	38.10	22.70	0.405	0.410	10.41	T	X	
LC 082M 05									1.750	44.45	19.10	0.341	0.454	11.53	T	X	
LC 082M 06									2.000	50.80	16.50	0.295	0.498	12.65	T	X	
LC 082M 07									2.500	63.50	13.00	0.232	0.586	14.88	W	Z	
LC 082M 08									3.000	76.20	10.70	0.191	0.674	17.12	X	AC	
LC 082M 09									3.500	88.90	9.10	0.163	0.763	19.38	Z	AC	
LC 082M 10									4.000	101.60	7.90	0.141	0.851	21.62	AA	AD	
LC 082M 11									4.500	114.30	7.00	0.125	0.928	23.57	AB	AE	
LC 082M 12									5.000	127.00	6.27	0.112	1.017	25.83	AB	AE	
LC 093M 01	1.095	27.81	1.125	28.58	.093	2.36	35.000	15.910	0.875	22.23	64.60	1.154	0.343	8.71	T	X	AE
LC 093M 02									1.000	25.40	54.60	0.975	0.382	9.70	T	X	AE
LC 093M 03									1.250	31.75	42.50	0.759	0.435	11.04	T	X	AE
LC 093M 04									1.500	38.10	34.30	0.613	0.492	12.50	T	X	AE
LC 093M 05									1.750	44.45	28.90	0.516	0.548	13.92	T	X	AE
LC 093M 06									2.000	50.80	24.90	0.445	0.604	15.34	T	X	AE
LC 093M 07									2.500	63.50	19.50	0.348	0.716	18.20	W	Z	AJ
LC 093M 08									3.000	76.20	16.00	0.286	0.829	21.06	X	AC	AM
LC 093M 09									3.500	88.90	13.65	0.244	0.940	23.90	Z	AC	AM
LC 093M 10									4.000	101.60	11.84	0.211	1.054	26.77	AA	AD	AN
LC 093M 11									4.500	114.30	10.40	0.186	1.183	30.05	AB	AE	AO
LC 105M 0	1.095	27.81	1.125	28.58	.105	2.67	45.000	20.411	0.875	22.23	97.30	1.738	0.404	10.26	U	AB	AL
LC 105M 01									1.000	25.40	81.87	1.462	0.451	11.45	W	AD	AN
LC 105M 02									1.250	31.75	62.10	1.111	0.525	13.33	W	AD	AN
LC 105M 03									1.500	38.10	50.00	0.893	0.598	15.19	W	AD	AN
LC 105M 04									1.750	44.45	42.00	0.750	0.670	17.01	W	AD	AN
LC 105M 05									2.000	50.80	36.16	0.646	0.743	18.87	X	AE	AO
LC 105M 06									2.500	63.50	28.23	0.504	0.890	22.60	Y	AG	AS
LC 105M 07									3.000	76.20	23.18	0.414	1.036	26.31	AA	AJ	AT
LC 105M 08									3.500	88.90	19.66	0.351	1.182	30.02	AB	AK	AU
LC 105M 09									4.000	101.60	17.07	0.305	1.328	33.73	AD	AN	AX
LC 105M 10	4.500	114.30	15.07	0.269	1.475	37.46	AE	AO	AZ								
LC 112M 001	1.095	27.81	1.125	28.58	.112	2.84	66.000	29.900	0.875	22.23	139.50	2.491	0.415	10.54	U	AD	AN
LC 112M 00									1.000	25.40	117.00	2.090	0.462	11.73	X	AG	AS
LC 112M 0									1.500	38.10	71.23	1.270	0.608	15.44	X	AG	AS
LC 112M 01									1.750	44.45	59.47	1.060	0.682	17.32	X	AG	AS
LC 112M 02									2.000	50.80	51.16	0.913	0.755	19.18	Y	AG	AS
LC 112M 03									2.250	57.15	44.88	0.801	0.828	21.03	Z	AL	AW
LC 112M 04									2.500	63.50	39.65	0.708	0.915	23.24	Z	AL	AW
LC 112M 05									3.000	76.20	32.72	0.584	1.050	26.67	AB	AN	AX
LC 112M 06	3.500	88.90	27.76	0.496	1.195	30.35	AC	AO	AZ								
LC 112M 07	4.000	101.60	24.03	0.429	1.343	34.11	AE	AP	AZA								
LC 112M 08	4.500	114.30	21.24	0.379	1.490	37.84	AG	AR	AZB								



### SPECIAL INSTRUCTIONS FOR COMPRESSION SERIES

**STOCK NUMBERS:** Add "M" to end of Stock Number for Music Wire; "S" for Type 302 Stainless; "S316" for Type 316 Stainless.  
**PRICING:** See Inside Back Cover for up to 199 pricing. To price or order up to 1000 pcs., visit [leespring.com](http://leespring.com); 1000+ pcs. contact Lee Spring.  
**CALCULATIONS:** Spring Rate and Load at Solid Hgt. are for Music Wire. For Type 302 or Type 316 Stainless, multiply figures shown by 5/6 (.833).  
 \*Note: Type 302 may be substituted with Type 304 at Lee Spring's discretion.

# COMPRESSION SPRINGS: STANDARD SERIES (INCH)

ENDS ARE GROUND • Music Wire (Plated), 302 Stainless Steel\* (Passivated),  
or 316 Stainless Steel (Passivated Ultrasonically Cleaned)

COMPRESSION SPRINGS

LEE STOCK NUMBER	OUTSIDE DIAMETER		TO WORK IN HOLE DIAMETER		WIRE DIAMETER		APPROX. LOAD AT SOLID HGT.		FREE LENGTH		SPRING RATE		SOLID HEIGHT		PRICE GROUP		
	IN.	MM	IN.	MM	IN.	MM	LB.	KG	IN.	MM	LB/IN.	KG/MM	IN.	MM	Music Wire	302 Stainless*	316 Stainless
															M	S	S316
LC 120M 01	1.095	27.81	1.125	28.58	.120	3.00	78.000	34.450	1.000	25.40	153.00	2.732	0.502	12.75	X	AG	AS
LC 120M 02									1.500	38.10	92.50	1.652	0.668	17.00	Y	AG	AS
LC 120M 03									1.750	44.45	77.20	1.379	0.750	19.00	Y	AG	AS
LC 120M 04									2.000	50.80	66.30	1.184	0.833	21.15	Z	AK	AU
LC 120M 05									2.250	57.15	58.00	1.036	0.916	23.26	Z	AL	AW
LC 120M 06									2.500	63.50	51.60	0.921	0.999	25.37	AA	AL	AW
LC 120M 07									3.000	76.20	42.30	0.755	1.164	29.56	AB	AM	AX
LC 120M 08									3.500	88.90	35.80	0.639	1.330	33.78	AC	AO	AZ
LC 120M 09									4.000	101.60	31.00	0.554	1.498	38.04	AE	AP	AZA
LC 120M 10									4.500	114.30	27.30	0.488	1.666	42.31	AG	AR	AZB
LC 125M 00	1.095	27.81	1.125	28.58	.125	3.18	90.000	40.761	0.875	22.23	224.00	4.000	0.479	12.15	X	AG	AS
LC 125M 0A									1.000	25.40	186.50	3.330	0.523	13.28	X	AG	AS
LC 125M 0B									1.250	31.75	140.00	2.500	0.611	15.52	X	AG	AS
LC 125M 0									1.500	38.10	112.00	1.997	0.675	17.14	Y	AK	AU
LC 125M 01									1.750	44.45	91.00	1.622	0.768	19.51	Y	AK	AU
LC 125M 02									2.000	50.80	79.00	1.409	0.855	21.72	Z	AL	AW
LC 125M 03									2.250	57.15	69.00	1.230	0.955	24.26	Z	AL	AW
LC 125M 04									2.500	63.50	61.00	1.088	1.044	26.52	AA	AM	AX
LC 125M 05									3.000	76.20	50.00	0.892	1.193	30.30	AB	AM	AX
LC 125M 06									3.500	88.90	42.00	0.749	1.460	37.08	AC	AO	AZ
LC 125M 07	4.000	101.60	36.00	0.642	1.567	39.80	AD	AP	AZA								
LC 125M 08	4.500	114.30	32.00	0.570	1.755	44.58	AG	AS	AZB								
LC 135M 0	1.095	27.81	1.125	28.58	.135	3.43	100.000	45.290	1.500	38.10	140.00	2.496	0.783	19.89	AD	AO	AZ
LC 135M 01									2.000	50.80	100.00	1.783	1.000	25.40	AD	AO	AZ
LC 135M 02									2.250	57.15	88.00	1.569	1.098	27.89	AE	AP	AZA
LC 135M 03									2.500	63.50	78.00	1.391	1.205	30.61	AG	AR	AZB
LC 135M 04									3.000	76.20	64.00	1.141	1.425	36.20	AJ	AS	AZD
LC 135M 05									3.500	88.90	53.00	0.945	1.665	42.49	AK	AT	AZE
LC 135M 06									4.000	101.60	46.00	0.820	1.868	47.45	AK	AT	AZE
LC 135M 07									4.500	114.30	40.00	0.713	2.063	52.40	AM	AW	AZG
LC 135M 08									5.000	127.00	36.00	0.642	2.302	58.47	AN	AX	AZH
LC 085N 01									1.218	30.94	1.250	31.75	.085	2.16	21.230	9.630	0.875
LC 085N 02	1.000	25.40	31.10	0.555	0.327	8.30	T	X									AE
LC 085N 03	1.500	38.10	19.40	0.346	0.418	10.62	T	X									AE
LC 085N 04	2.000	50.80	14.10	0.252	0.509	12.94	T	X									AE
LC 085N 05	2.500	63.50	11.10	0.198	0.600	15.23	W	Z									AJ
LC 085N 06	3.000	76.20	9.10	0.163	0.693	17.60	W	AC									AM
LC 085N 07	3.500	88.90	7.80	0.139	0.779	19.80	W	AC									AM
LC 085N 08	4.000	101.60	6.70	0.120	0.879	22.32	W	AC									AM
LC 085N 09	4.500	114.30	6.00	0.107	0.961	24.40	Z	AC									AM
LC 085N 10	5.000	127.00	5.30	0.095	1.064	27.04	Z	AC									AM

### SPECIAL INSTRUCTIONS FOR COMPRESSION SERIES

**STOCK NUMBERS:** Add "M" to end of Stock Number for Music Wire; "S" for Type 302 Stainless; "S316" for Type 316 Stainless.

**PRICING:** See Inside Back Cover for up to 199 pricing. To price or order up to 1000 pcs., visit leespring.com; 1000+ pcs. contact Lee Spring.

**CALCULATIONS:** Spring Rate and Load at Solid Hgt. are for Music Wire. For Type 302 or Type 316 Stainless, multiply figures shown by 5/6 (.833).

\*Note: Type 302 may be substituted with Type 304 at Lee Spring's discretion.

# COMPRESSION SPRINGS: STANDARD SERIES (INCH)

ENDS ARE GROUND • Music Wire (Plated), 302 Stainless Steel\* (Passivated),  
or 316 Stainless Steel (Passivated Ultrasonically Cleaned)

LEE STOCK NUMBER	OUTSIDE DIAMETER		TO WORK IN HOLE DIAMETER		WIRE DIAMETER		APPROX. LOAD AT SOLID HGT.		FREE LENGTH		SPRING RATE		SOLID HEIGHT		PRICE GROUP		
	IN.	MM	IN.	MM	IN.	MM	LB.	KG	IN.	MM	LB./IN.	KG/MM	IN.	MM	Music Wire	302 Stainless*	316 Stainless
LC 095N 01	1.218	30.94	1.250	31.75	.095	2.44	32.070	14.550	0.875	22.23	59.60	1.064	0.337	8.57	T	X	AE
LC 095N 02									1.000	25.40	50.40	0.900	0.363	9.22	T	X	AE
LC 095N 03									1.250	31.75	38.50	0.688	0.415	10.54	T	X	AE
LC 095N 04									1.500	38.10	31.10	0.555	0.467	11.86	T	X	AE
LC 095N 05									1.750	44.45	26.10	0.466	0.519	13.19	T	X	AE
LC 095N 06									2.000	50.80	22.50	0.402	0.571	14.50	T	X	AE
LC 095N 07									2.250	57.15	19.80	0.354	0.622	15.80	T	X	AE
LC 095N 08									2.500	63.50	17.60	0.314	0.675	17.15	W	Z	AJ
LC 095N 09									2.750	69.85	15.90	0.284	0.727	18.46	W	AC	AM
LC 095N 10									3.000	76.20	14.50	0.259	0.778	19.76	W	AC	AM
LC 095N 11									3.500	88.90	12.30	0.220	0.882	22.40	W	AC	AM
LC 095N 12									4.000	101.60	10.70	0.191	0.985	25.01	W	AC	AM
LC 095N 13									4.500	114.30	9.50	0.170	1.084	27.54	Z	AC	AP
LC 095N 14									5.000	127.00	8.50	0.152	1.189	30.20	Z	AC	AP
LC 105N 01	1.218	30.94	1.250	31.75	.105	2.67	41.630	18.880	0.875	22.23	82.50	1.473	0.382	9.71	W	AE	AO
LC 105N 02									1.000	25.40	69.50	1.241	0.414	10.50	W	AE	AO
LC 105N 03									1.250	31.75	52.80	0.943	0.476	12.09	W	AE	AO
LC 105N 04									1.500	38.10	42.50	0.759	0.539	13.69	W	AE	AO
LC 105N 05									2.000	50.80	30.70	0.548	0.663	16.83	X	AG	AS
LC 105N 06									2.500	63.50	24.00	0.429	0.787	20.00	Y	AK	AU
LC 105N 07									3.000	76.20	19.70	0.352	0.912	23.17	AA	AM	AX
LC 105N 08									3.500	88.90	16.70	0.298	1.037	26.34	AB	AN	AX
LC 105N 09									4.000	101.60	14.50	0.259	1.162	29.50	AD	AO	AZ
LC 105N 10									4.500	114.30	12.80	0.229	1.287	32.69	AE	AP	AZA
LC 105N 11									5.000	127.00	11.50	0.205	1.408	35.77	AE	AP	AZA
LC 112N 00	1.218	30.94	1.250	31.75	.112	2.84	52.000	23.600	0.875	22.23	108.75	1.942	0.408	10.37	Y	AG	AS
LC 112N 0A									1.000	25.40	91.12	1.627	0.442	11.24	Y	AG	AS
LC 112N 0									1.250	31.75	69.00	1.232	0.510	12.96	Y	AG	AS
LC 112N 01									1.500	38.10	55.42	0.990	0.579	14.70	Y	AG	AS
LC 112N 02									2.000	50.80	39.82	0.710	0.715	18.16	Z	AK	AU
LC 112N 03									2.500	63.50	31.07	0.550	0.851	21.63	AA	AM	AX
LC 112N 04									3.000	76.20	25.48	0.450	0.988	25.09	AC	AO	AZ
LC 112N 05									3.500	88.90	21.59	0.390	1.124	28.55	AD	AP	AZA
LC 112N 06									4.000	101.60	18.73	0.330	1.261	32.02	AG	AR	AZB
LC 125N 00									1.218	30.94	1.250	31.75	.125	3.18	72.000	32.660	0.875
LC 125N 0A	1.000	25.40	141.00	2.518	0.503	12.77	Z	AK									AU
LC 125N 0	1.250	31.75	105.50	1.884	0.586	14.87	AA	AK									AU
LC 125N 01	1.500	38.10	84.48	1.510	0.667	16.94	AA	AL									AW
LC 125N 02	2.000	50.80	60.34	1.080	0.831	21.11	AB	AM									AX
LC 125N 2A	2.250	57.15	52.75	0.942	0.914	23.20	AC	AN									AX
LC 125N 03	2.500	63.50	46.93	0.840	0.995	25.27	AC	AN									AY
LC 125N 04	3.000	76.20	38.40	0.690	1.159	29.43	AD	AO									AZ
LC 125N 05	3.500	88.90	32.49	0.580	1.322	33.59	AE	AP									AZA
LC 125N 06	4.000	101.60	28.16	0.500	1.486	37.75	AJ	AR									AZB
LC 125N 07	4.500	114.30	24.87	0.444	1.649	41.88	AJ	AR									AZC
LC 125N 08	5.000	127.00	22.25	0.397	1.813	46.04	AJ	AS									AZD

COMPRESSION SPRINGS



**SPECIAL INSTRUCTIONS FOR COMPRESSION SERIES**

**STOCK NUMBERS:** Add "M" to end of Stock Number for Music Wire; "S" for Type 302 Stainless; "S316" for Type 316 Stainless.

**PRICING:** See Inside Back Cover for up to 199 pricing. To price or order up to 1000 pcs., visit [leespring.com](http://leespring.com); 1000+ pcs. contact Lee Spring.

**CALCULATIONS:** Spring Rate and Load at Solid Hgt. are for Music Wire. For Type 302 or Type 316 Stainless, multiply figures shown by 5/6 (.833).

\*Note: Type 302 may be substituted with Type 304 at Lee Spring's discretion.



# COMPRESSION SPRINGS: STANDARD SERIES (INCH)

ENDS ARE GROUND • Music Wire (Plated), 302 Stainless Steel\* (Passivated),  
or 316 Stainless Steel (Passivated Ultrasonically Cleaned)

COMPRESSION SPRINGS

LEE STOCK NUMBER	OUTSIDE DIAMETER		TO WORK IN HOLE DIAMETER		WIRE DIAMETER		APPROX. LOAD AT SOLID HGT.		FREE LENGTH		SPRING RATE		SOLID HEIGHT		PRICE GROUP		
	IN.	MM	IN.	MM	IN.	MM	LB.	KG	IN.	MM	LB/IN.	KG/MM	IN.	MM	Music Wire	302 Stainless*	316 Stainless
															M	S	S316
LC 135N 00									0.875	22.23	250.00	4.464	0.487	12.37	AD	AP	AX
LC 135N 0A									1.000	25.40	207.00	3.697	0.531	13.48	AD	AP	AX
LC 135N 0									1.250	31.75	154.00	2.750	0.617	15.68	AD	AP	AX
LC 135N 01									1.500	38.10	122.85	2.194	0.683	17.35	AD	AP	AY
LC 135N 02	1.218	30.94	1.250	31.75	.135	3.43	100.360	45.520	2.000	50.80	87.34	1.560	0.851	21.61	AD	AP	AZ
LC 135N 03									2.500	63.50	67.76	1.210	1.019	25.88	AG	AP	AZA
LC 135N 04									3.000	76.20	55.35	0.988	1.187	30.14	AJ	AS	AZB
LC 135N 05									3.500	88.90	46.78	0.835	1.355	34.41	AK	AU	AZC
LC 135N 06									4.000	101.60	40.51	0.723	1.523	38.67	AK	AU	AZD
LC 112P 01									1.500	38.10	41.30	0.738	0.489	12.41	AB	AL	AT
LC 112P 02									2.000	50.80	29.60	0.529	0.591	15.00	AD	AM	AU
LC 112P 03	1.460	37.08	1.500	38.10	.112	2.84	42.230	19.160	2.500	63.50	23.10	0.413	0.692	17.57	AD	AN	AW
LC 112P 04									3.000	76.20	19.00	0.339	0.791	20.10	AD	AN	AX
LC 112P 05									3.500	88.90	16.10	0.288	0.892	22.67	AE	AP	AY
LC 112P 06									4.000	101.60	13.90	0.248	0.997	25.33	AJ	AR	AZ
LC 125P 01									1.500	38.10	60.70	1.084	0.570	14.49	AB	AM	AU
LC 125P 02									2.000	50.80	43.40	0.775	0.695	17.66	AC	AN	AW
LC 125P 03	1.460	37.08	1.500	38.10	.125	3.18	57.440	26.050	2.500	63.50	33.70	0.602	0.821	20.85	AD	AO	AX
LC 125P 04									3.000	76.20	27.60	0.493	0.946	24.02	AE	AO	AY
LC 125P 05									3.500	88.90	23.30	0.416	1.073	27.24	AG	AR	AZ
LC 125P 06									4.000	101.60	20.20	0.361	1.198	30.42	AJ	AS	AZA
LC 135P 01									1.500	38.10	80.30	1.434	0.634	16.09	AE	AR	AZ
LC 135P 02									2.000	50.80	57.10	1.020	0.778	19.76	AG	AR	AZA
LC 135P 03	1.460	37.08	1.500	38.10	.135	3.43	70.000	31.750	2.500	63.50	44.30	0.791	0.922	23.43	AJ	AT	AZB
LC 135P 04									3.000	76.20	36.20	0.646	1.067	27.09	AK	AT	AZC
LC 135P 05									3.500	88.90	30.60	0.546	1.211	30.75	AK	AU	AZD
LC 135P 06									4.000	101.60	26.50	0.473	1.355	34.42	AL	AW	AZE
LC 135Q 01									1.500	38.10	64.40	1.150	0.554	14.07	AE	AU	AZA
LC 135Q 02									2.000	50.80	45.80	0.818	0.666	16.91	AL	AW	AZB
LC 135Q 03									2.500	63.50	35.50	0.634	0.778	19.77	AM	AY	AZC
LC 135Q 04	1.687	42.85	1.750	44.45	.135	3.43	61.890	28.070	3.000	76.20	29.00	0.518	0.891	22.62	AM	AZ	AZD
LC 135Q 05									3.500	88.90	24.50	0.438	1.003	25.48	AM	AZA	AZE
LC 135Q 06									4.000	101.60	21.20	0.379	1.116	28.34	AN	AZB	AZF
LC 135Q 07									4.500	114.30	18.70	0.334	1.228	31.19	AN	AZB	AZG
LC 135Q 08									5.000	127.00	16.70	0.298	1.342	34.08	AN	AZB	AZH

### SPECIAL INSTRUCTIONS FOR COMPRESSION SERIES

**STOCK NUMBERS:** Add "M" to end of Stock Number for Music Wire; "S" for Type 302 Stainless; "S316" for Type 316 Stainless.

**PRICING:** See Inside Back Cover for up to 199 pricing. To price or order up to 1000 pcs., visit leespring.com; 1000+ pcs. contact Lee Spring.

**CALCULATIONS:** Spring Rate and Load at Solid Hgt. are for Music Wire. For Type 302 or Type 316 Stainless, multiply figures shown by 5/6 (.833).

\*Note: Type 302 may be substituted with Type 304 at Lee Spring's discretion.



# COMPRESSION SPRINGS: STANDARD SERIES (METRIC)

ENDS ARE GROUND • Music Wire (Plated) or Stainless Steel (Passivated)

LEE STOCK NUMBER	OUTSIDE DIAMETER		TO WORK IN HOLE DIAMETER		NOMINAL WIRE DIAMETER		TO WORK OVER ROD DIAMETER		APPROX. LOAD AT SOLID HGT.		NOMINAL FREE LENGTH		SPRING RATE		SOLID HEIGHT		PRICE GROUP	
	MM	IN.	MM	IN.	MM	IN.	MM	IN.	N	LB.	MM	IN.	N/MM	LB/IN.	MM	IN.	M	S
LCM035A 01	3.00	.118	3.20	.126	.35	.014	2.10	.083	8.14	1.830	6.50	0.256	1.91	10.88	2.400	0.094	F	F
LCM035A 02											8.00	0.315	1.51	8.65	2.800	0.110	F	F
LCM035A 03											9.50	0.374	1.26	7.17	3.200	0.126	F	F
LCM035A 04											11.00	0.433	1.07	6.13	3.600	0.142	F	F
LCM035A 05											12.50	0.492	0.94	5.35	4.000	0.157	F	F
LCM035A 06											14.00	0.551	0.83	4.75	4.400	0.173	F	F
LCM035A 07											15.50	0.610	0.75	4.27	4.800	0.189	F	F
LCM035A 08											17.00	0.669	0.68	3.87	5.250	0.207	F	F
LCM035A 09											19.00	0.748	0.60	3.45	5.800	0.228	F	F
LCM035A 10											25.00	0.984	0.46	2.60	7.400	0.291	F	F
LCM035A 11											27.50	1.083	0.41	2.36	8.150	0.321	F	F
LCM035A 12											30.00	1.181	0.38	2.15	8.850	0.348	F	F
LCM035A 13											40.00	1.575	0.28	1.61	11.600	0.457	F	F
LCM050A 01	3.00	.118	3.20	.126	.50	.020	1.80	.071	20.50	4.610	6.50	0.256	7.50	42.81	3.760	0.148	F	F
LCM050A 02											8.00	0.315	5.89	33.64	4.520	0.178	F	F
LCM050A 03											9.50	0.374	4.85	27.70	5.260	0.207	F	F
LCM050A 04											11.00	0.433	4.12	23.54	6.020	0.237	F	F
LCM050A 05											12.50	0.492	3.58	20.47	6.760	0.266	F	F
LCM050A 06											14.00	0.551	3.17	18.11	7.520	0.296	F	F
LCM050A 07											15.50	0.610	2.84	16.24	8.280	0.326	F	F
LCM050A 08											17.00	0.669	2.58	14.72	9.020	0.355	F	F
LCM050A 09											19.00	0.748	2.29	13.08	10.030	0.395	F	F
LCM050A 10											25.00	0.984	1.72	9.81	13.030	0.513	F	F
LCM050A 11											27.50	1.083	1.56	8.88	14.300	0.563	F	F
LCM050A 12											30.00	1.181	1.42	8.12	15.540	0.612	F	F
LCM050A 13											40.00	1.575	1.06	6.04	20.550	0.809	F	F
LCM050AA 01†	3.00	.118	3.40	.134	.50	.020	1.70	.067	16.79	3.775	4.40	0.173	11.58	66.12	2.750	0.108	F	F
LCM050AA 02†											6.10	0.240	7.43	42.43	3.750	0.148	F	F
LCM050AA 03†											8.70	0.343	4.80	27.41	5.250	0.207	F	F
LCM050AA 04†											12.00	0.472	3.27	18.67	7.250	0.285	F	F
LCM050AA 05†											17.50	0.689	2.21	12.62	10.250	0.404	F	F
LCM050AB 01†	3.70	.146	4.10	.161	.50	.020	2.40	.094	14.50	3.261	5.50	0.217	5.57	31.81	2.750	0.108	F	F
LCM050AB 02†											7.90	0.311	3.54	20.21	3.750	0.148	F	F
LCM050AB 03†											11.50	0.453	2.28	13.02	5.250	0.207	F	F
LCM050AB 04†											16.00	0.630	1.56	8.91	7.250	0.285	F	F
LCM050AB 05†											23.50	0.925	1.05	6.00	10.250	0.404	F	F

COMPRESSION SPRINGS



### SPECIAL INSTRUCTIONS FOR COMPRESSION SERIES

**STOCK NUMBERS:** Add "M" to end of Stock Number for Music Wire; "S" for Type 302 Stainless.

**PRICING:** See Inside Back Cover for up to 199 pricing. To price or order up to 1000 pcs., visit [leespring.com](http://leespring.com); 1000+ pcs. contact Lee Spring.

**CALCULATIONS:** Spring Rate and Load at Solid Hgt. are for Music Wire. For Type 302 multiply figures shown by 5/6 (.833).

\*Note: Type 302 may be substituted with Type 304 at Lee Spring's discretion.

† Indicates DIN Compression Springs meeting the design parameters outlined in Standard DIN 2098.

# COMPRESSION SPRINGS: STANDARD SERIES (METRIC)

ENDS ARE GROUND • Music Wire (Plated) or Stainless Steel (Passivated)

COMPRESSION SPRINGS

LEE STOCK NUMBER	OUTSIDE DIAMETER		TO WORK IN HOLE DIAMETER		NOMINAL WIRE DIAMETER		TO WORK OVER ROD DIAMETER		APPROX. LOAD AT SOLID HGT.		NOMINAL FREE LENGTH		SPRING RATE		SOLID HEIGHT		PRICE GROUP	
	MM	IN.	MM	IN.	MM	IN.	MM	IN.	N	LB.	MM	IN.	N/MM	LB/IN.	MM	IN.	M	S
LCM060AB 01	3.70	.146	4.00	.158	.60	.024	2.20	.087	22.60	5.080	6.50	0.256	9.35	53.37	4.090	0.161	F	F
LCM060AB 02											8.00	0.315	7.29	41.58	4.900	0.193	F	F
LCM060AB 03											9.50	0.374	5.97	34.07	5.720	0.225	F	F
LCM060AB 04											11.00	0.433	5.06	28.85	6.550	0.258	F	F
LCM060AB 05											12.50	0.492	4.39	25.02	7.370	0.290	F	F
LCM060AB 06											14.00	0.551	3.87	22.09	8.180	0.322	F	F
LCM060AB 07											15.50	0.610	3.47	19.77	8.990	0.354	F	F
LCM060AB 08											17.00	0.669	3.14	17.90	9.800	0.386	F	F
LCM060AB 09											19.00	0.748	2.79	15.89	10.900	0.429	F	F
LCM060AB 10											25.00	0.984	2.08	11.88	14.170	0.558	F	F
LCM060AB 11											27.50	1.083	1.88	10.75	15.540	0.612	F	F
LCM060AB 12											30.00	1.181	1.72	9.82	16.890	0.665	F	F
LCM060AB 13											40.00	1.575	1.28	7.29	22.350	0.880	F	F
LCM063AC 01†	3.83	.151	4.20	.165	.63	.025	2.30	.091	25.65	5.766	5.50	0.217	14.03	80.11	3.465	0.136	F	F
LCM063AC 02†											7.80	0.307	8.90	50.82	4.725	0.186	F	F
LCM063AC 03†											11.00	0.433	5.76	32.89	6.615	0.260	F	F
LCM063AC 04†											15.50	0.610	3.92	22.38	9.135	0.360	F	F
LCM063AC 05†											22.50	0.886	2.64	15.07	12.915	0.508	F	F
LCM050AE 01†	4.50	.177	5.00	.197	.50	.020	3.10	.122	11.51	2.588	7.00	0.276	2.83	16.18	2.750	0.108	F	F
LCM050AE 02†											10.00	0.394	1.81	10.36	3.750	0.148	F	F
LCM050AE 03†											15.00	0.591	1.17	6.68	5.250	0.207	F	F
LCM050AE 04†											21.50	0.846	0.79	4.51	7.250	0.285	F	F
LCM050AE 05†											31.00	1.220	0.54	3.08	10.250	0.404	F	F
LCM035B 01	4.60	.181	4.80	.189	.35	.014	3.60	.142	4.90	1.110	6.50	0.256	0.98	5.57	1.420	0.056	F	F
LCM035B 02											8.00	0.315	0.78	4.43	1.600	0.063	F	F
LCM035B 03											9.50	0.374	0.64	3.67	1.800	0.071	F	F
LCM035B 04											11.00	0.433	0.55	3.14	1.980	0.078	F	F
LCM035B 05											12.50	0.492	0.48	2.74	2.180	0.086	F	F
LCM035B 06											14.00	0.551	0.43	2.43	2.360	0.093	F	F
LCM035B 07											15.50	0.610	0.38	2.18	2.540	0.100	F	F
LCM035B 08											17.00	0.669	0.35	1.98	2.740	0.108	F	F
LCM035B 09											19.00	0.748	0.31	1.77	3.000	0.118	F	F
LCM035B 10											25.00	0.984	0.23	1.33	3.730	0.147	F	F
LCM035B 11											30.00	1.181	0.19	1.10	4.370	0.172	F	F
LCM035B 12											40.00	1.575	0.14	0.82	5.610	0.221	F	F

### SPECIAL INSTRUCTIONS FOR COMPRESSION SERIES

**STOCK NUMBERS:** Add "M" to end of Stock Number for Music Wire; "S" for Type 302 Stainless.

**PRICING:** See Inside Back Cover for up to 199 pricing. To price or order up to 1000 pcs., visit [leespring.com](http://leespring.com); 1000+ pcs. contact Lee Spring.

**CALCULATIONS:** Spring Rate and Load at Solid Hgt. are for Music Wire. For Type 302 multiply figures shown by 5/6 (.833).

\*Note: Type 302 may be substituted with Type 304 at Lee Spring's discretion.

† Indicates DIN Compression Springs meeting the design parameters outlined in Standard DIN 2098.

# COMPRESSION SPRINGS: STANDARD SERIES (METRIC)

ENDS ARE GROUND • Music Wire (Plated) or Stainless Steel (Passivated)

LEE STOCK NUMBER	OUTSIDE DIAMETER		TO WORK IN HOLE DIAMETER		NOMINAL WIRE DIAMETER		TO WORK OVER ROD DIAMETER		APPROX. LOAD AT SOLID HGT.		NOMINAL FREE LENGTH		SPRING RATE		SOLID HEIGHT		PRICE GROUP	
	MM	IN.	MM	IN.	MM	IN.	MM	IN.	N	LB.	MM	IN.	N/MM	LB/IN.	MM	IN.	Music Wire	302 Stainless*
LCM045B 01	4.60	.181	4.80	.189	.45	.018	3.40	.134	10.80	2.430	6.50	0.256	2.40	13.73	2.010	0.079	F	F
LCM045B 02											8.00	0.315	1.90	10.83	2.310	0.091	F	F
LCM045B 03											9.50	0.374	1.57	8.94	2.620	0.103	F	F
LCM045B 04											11.00	0.433	1.33	7.61	2.900	0.114	F	F
LCM045B 05											12.50	0.492	1.16	6.63	3.200	0.126	F	F
LCM045B 06											14.00	0.551	1.03	5.87	3.510	0.138	F	F
LCM045B 07											15.50	0.610	0.92	5.27	3.780	0.149	F	F
LCM045B 08											17.00	0.669	0.84	4.78	4.090	0.161	F	F
LCM045B 09											19.00	0.748	0.74	4.25	4.500	0.177	F	F
LCM045B 10											25.00	0.984	0.56	3.19	5.690	0.224	F	F
LCM045B 11											30.00	1.181	0.46	2.64	6.680	0.263	F	F
LCM045B 12											40.00	1.575	0.35	1.97	8.660	0.341	F	F
LCM055B 01	4.60	.181	4.80	.189	.55	.022	3.27	.129	17.65	3.970	6.50	0.256	4.72	26.96	2.770	0.109	F	F
LCM055B 02											8.00	0.315	3.70	21.10	3.230	0.127	F	F
LCM055B 03											9.50	0.374	3.04	17.33	3.680	0.145	F	F
LCM055B 04											11.00	0.433	2.57	14.70	4.140	0.163	F	F
LCM055B 05											12.50	0.492	2.24	12.77	4.600	0.181	F	F
LCM055B 06											14.00	0.551	1.98	11.28	5.050	0.199	F	F
LCM055B 07											15.50	0.610	1.77	10.11	5.540	0.218	F	F
LCM055B 08											17.00	0.669	1.60	9.16	5.990	0.236	F	F
LCM055B 09											19.00	0.748	1.42	8.13	6.600	0.260	F	F
LCM055B 10											25.00	0.984	1.07	6.09	8.430	0.332	F	F
LCM055B 11											27.50	1.083	0.96	5.51	9.220	0.363	F	F
LCM055B 12											30.00	1.181	0.88	5.04	9.980	0.393	F	F
LCM055B 13											40.00	1.575	0.65	3.74	13.060	0.514	F	F
LCM060B 01	4.60	.181	4.80	.189	.60	.024	3.10	.122	23.50	5.300	6.50	0.256	6.81	38.91	3.050	0.120	F	F
LCM060B 02											8.00	0.315	5.31	30.33	3.560	0.140	F	F
LCM060B 03											9.50	0.374	4.35	24.85	4.090	0.161	F	F
LCM060B 04											11.00	0.433	3.68	21.04	4.600	0.181	F	F
LCM060B 05											12.50	0.492	3.20	18.25	5.130	0.202	F	F
LCM060B 06											14.00	0.551	2.82	16.11	5.660	0.223	F	F
LCM060B 07											15.50	0.610	2.53	14.42	6.170	0.243	F	F
LCM060B 08											17.00	0.669	2.29	13.05	6.710	0.264	F	F
LCM060B 09											19.00	0.748	2.03	11.59	7.390	0.291	F	F
LCM060B 10											25.00	0.984	1.52	8.67	9.470	0.373	F	F
LCM060B 11											27.50	1.083	1.37	7.84	10.340	0.407	F	F
LCM060B 12											30.00	1.181	1.25	7.16	11.230	0.442	F	F
LCM060B 13											40.00	1.575	0.93	5.32	16.080	0.633	F	F
LCM060B 14											50.00	1.969	0.74	4.23	18.190	0.716	F	F

COMPRESSION SPRINGS



### SPECIAL INSTRUCTIONS FOR COMPRESSION SERIES

**STOCK NUMBERS:** Add "M" to end of Stock Number for Music Wire; "S" for Type 302 Stainless.

**PRICING:** See Inside Back Cover for up to 199 pricing. To price or order up to 1000 pcs., visit [leespring.com](http://leespring.com); 1000+ pcs. contact Lee Spring.

**CALCULATIONS:** Spring Rate and Load at Solid Hgt. are for Music Wire. For Type 302 multiply figures shown by 5/6 (.833).

\*Note: Type 302 may be substituted with Type 304 at Lee Spring's discretion.

† Indicates DIN Compression Springs meeting the design parameters outlined in Standard DIN 2098.

# COMPRESSION SPRINGS: STANDARD SERIES (METRIC)

ENDS ARE GROUND • Music Wire (Plated) or Stainless Steel (Passivated)

COMPRESSION SPRINGS

LEE STOCK NUMBER	OUTSIDE DIAMETER		TO WORK IN HOLE DIAMETER		NOMINAL WIRE DIAMETER		TO WORK OVER ROD DIAMETER		APPROX. LOAD AT SOLID HGT.		NOMINAL FREE LENGTH		SPRING RATE		SOLID HEIGHT		PRICE GROUP	
	MM	IN.	MM	IN.	MM	IN.	MM	IN.	N	LB.	MM	IN.	N/MM	LB/IN.	MM	IN.	M	S
LCM080B 01	4.60	.181	4.80	.189	.80	.032	2.70	.106	55.90	12.570	6.50	0.256	24.01	137.07	4.170	0.164	F	F
LCM080B 02											8.00	0.315	18.38	104.94	4.950	0.195	F	F
LCM080B 03											9.50	0.374	14.89	85.02	5.740	0.226	F	F
LCM080B 04											11.00	0.433	12.51	71.45	6.530	0.257	F	F
LCM080B 05											12.50	0.492	10.79	61.62	7.320	0.288	F	F
LCM080B 06											14.00	0.551	9.48	54.13	8.100	0.319	F	F
LCM080B 07											15.50	0.610	8.46	48.32	8.890	0.350	F	F
LCM080B 08											17.00	0.669	7.64	43.61	9.680	0.381	F	F
LCM080B 09											19.00	0.748	6.76	38.60	10.740	0.423	F	F
LCM080B 10											25.00	0.984	5.03	28.70	13.890	0.547	F	F
LCM080B 11											27.50	1.083	4.54	25.93	15.190	0.598	F	F
LCM080B 12											30.00	1.181	4.14	23.65	16.510	0.650	G	G
LCM080B 13											40.00	1.575	3.06	17.49	21.770	0.857	G	G
LCM080B 14											50.00	1.969	2.43	13.88	27.000	1.063	G	G
LCM063BA 01†	4.63	.182	5.00	.197	.63	.025	3.00	.118	22.56	5.072	6.70	0.264	7.16	40.88	3.465	0.136	F	F
LCM063BA 02†											9.60	0.378	4.55	25.98	4.725	0.186	F	F
LCM063BA 03†											14.00	0.551	2.94	16.79	6.615	0.260	F	F
LCM063BA 04†											20.00	0.787	2.00	11.42	9.135	0.360	F	F
LCM063BA 05†											29.00	1.142	1.35	7.71	12.915	0.508	F	F
LCM080BB 01†	4.80	.189	5.30	.209	.80	.031	2.80	.110	43.61	9.803	6.90	0.272	18.53	105.81	4.400	0.173	F	F
LCM080BB 02†											9.70	0.382	11.87	67.78	6.000	0.236	F	F
LCM080BB 03†											14.00	0.551	7.67	43.80	8.400	0.331	F	F
LCM080BB 04†											19.50	0.768	5.22	29.81	11.600	0.457	F	F
LCM080BB 05†											28.00	1.102	3.52	20.10	16.400	0.646	F	F
LCM050BD 01†	5.50	.217	6.20	.244	.50	.020	4.00	.157	9.41	2.116	9.40	0.370	1.45	8.28	2.750	0.108	F	F
LCM050BD 02†											14.00	0.551	0.93	5.31	3.750	0.148	F	F
LCM050BD 03†											20.50	0.807	0.61	3.48	5.250	0.207	F	F
LCM050BD 04†											30.00	1.181	0.40	2.28	7.250	0.285	G	G
LCM050BD 05†											44.50	1.752	0.26	1.48	10.250	0.404	G	G
LCM063BE 01†	5.63	.222	6.10	.240	.63	.025	3.90	.154	18.03	4.052	8.50	0.335	3.70	21.13	3.465	0.136	F	F
LCM063BE 02†											12.50	0.492	2.35	13.42	4.725	0.186	F	F
LCM063BE 03†											18.50	0.728	1.52	8.68	6.615	0.260	F	F
LCM063BE 04†											26.00	1.024	1.03	5.88	9.135	0.360	F	F
LCM063BE 05†											38.50	1.516	0.70	4.00	12.915	0.508	G	G
LCM080BF 01†	5.80	.228	6.30	.248	.80	.031	3.80	.150	36.28	8.156	8.30	0.327	9.53	54.42	4.400	0.173	F	F
LCM080BF 02†											12.00	0.472	6.07	34.66	6.000	0.236	F	F
LCM080BF 03†											17.50	0.689	3.92	22.38	8.400	0.331	F	F
LCM080BF 04†											24.50	0.965	2.66	15.19	11.600	0.457	G	G
LCM080BF 05†											36.00	1.417	1.80	10.28	16.400	0.646	G	G

### SPECIAL INSTRUCTIONS FOR COMPRESSION SERIES

**STOCK NUMBERS:** Add "M" to end of Stock Number for Music Wire; "S" for Type 302 Stainless.

**PRICING:** See Inside Back Cover for up to 199 pricing. To price or order up to 1000 pcs., visit leespring.com; 1000+ pcs. contact Lee Spring.

**CALCULATIONS:** Spring Rate and Load at Solid Hgt. are for Music Wire. For Type 302 multiply figures shown by 5/6 (.833).

\*Note: Type 302 may be substituted with Type 304 at Lee Spring's discretion.

† Indicates DIN Compression Springs meeting the design parameters outlined in Standard DIN 2098.

# COMPRESSION SPRINGS: STANDARD SERIES (METRIC)

ENDS ARE GROUND • Music Wire (Plated) or Stainless Steel (Passivated)

LEE STOCK NUMBER	OUTSIDE DIAMETER		TO WORK IN HOLE DIAMETER		NOMINAL WIRE DIAMETER		TO WORK OVER ROD DIAMETER		APPROX. LOAD AT SOLID HGT.		NOMINAL FREE LENGTH		SPRING RATE		SOLID HEIGHT		PRICE GROUP	
	MM	IN.	MM	IN.	MM	IN.	MM	IN.	N	LB.	MM	IN.	N/MM	LB/IN.	MM	IN.	Music Wire	302 Stainless*
LCM050C 01	6.00	.236	6.40	.252	.50	.020	4.57	.180	8.85	1.990	6.50	0.256	1.96	11.18	1.980	0.078	F	F
LCM050C 02											8.00	0.315	1.54	8.79	2.260	0.089	F	F
LCM050C 03											9.50	0.374	1.27	7.24	2.540	0.100	F	F
LCM050C 04											11.00	0.433	1.08	6.15	2.790	0.110	F	F
LCM050C 05											12.50	0.492	0.94	5.35	3.070	0.121	F	F
LCM050C 06											14.00	0.551	0.83	4.73	3.350	0.132	F	F
LCM050C 07											15.50	0.610	0.74	4.24	3.610	0.142	F	F
LCM050C 08											17.00	0.669	0.67	3.84	3.890	0.153	F	F
LCM050C 09											19.00	0.748	0.60	3.42	4.240	0.167	F	F
LCM050C 10											25.00	0.984	0.45	2.56	5.330	0.210	G	G
LCM050C 11											27.50	1.083	0.41	2.32	5.770	0.227	G	G
LCM050C 12											30.00	1.181	0.37	2.12	6.220	0.245	G	G
LCM050C 13											35.00	1.378	0.32	1.81	7.140	0.281	G	G
LCM050C 14											40.00	1.575	0.28	1.58	8.030	0.316	G	G
LCM050C 15											45.00	1.772	0.25	1.40	8.940	0.352	G	G
LCM050C 16											50.00	1.969	0.22	1.26	9.830	0.387	G	G
LCM060C 01	6.00	.236	6.40	.252	.60	.024	4.40	.173	14.70	3.300	6.50	0.256	3.74	21.35	2.570	0.101	F	F
LCM060C 02											8.00	0.315	2.91	16.64	2.950	0.116	F	F
LCM060C 03											9.50	0.374	2.39	13.63	3.330	0.131	F	F
LCM060C 04											11.00	0.433	2.02	11.55	3.730	0.147	F	F
LCM060C 05											12.50	0.492	1.75	10.01	4.110	0.162	F	F
LCM060C 06											14.00	0.551	1.55	8.84	4.500	0.177	F	F
LCM060C 07											15.50	0.610	1.39	7.91	4.880	0.192	F	F
LCM060C 08											17.00	0.669	1.25	7.16	5.260	0.207	F	F
LCM060C 09											19.00	0.748	1.11	6.36	5.790	0.228	F	F
LCM060C 10											25.00	0.984	0.83	4.76	7.340	0.289	G	G
LCM060C 11											27.50	1.083	0.75	4.30	7.980	0.314	G	G
LCM060C 12											30.00	1.181	0.69	3.93	8.610	0.339	G	G
LCM060C 13											35.00	1.378	0.59	3.35	9.910	0.390	G	G
LCM060C 14											40.00	1.575	0.51	2.92	11.200	0.441	G	G
LCM060C 15											45.00	1.772	0.45	2.58	12.470	0.491	G	G
LCM060C 16											50.00	1.969	0.41	2.32	13.770	0.542	G	G

COMPRESSION SPRINGS



### SPECIAL INSTRUCTIONS FOR COMPRESSION SERIES

**STOCK NUMBERS:** Add "M" to end of Stock Number for Music Wire; "S" for Type 302 Stainless.

**PRICING:** See Inside Back Cover for up to 199 pricing. To price or order up to 1000 pcs., visit [leespring.com](http://leespring.com); 1000+ pcs. contact Lee Spring.

**CALCULATIONS:** Spring Rate and Load at Solid Hgt. are for Music Wire. For Type 302 multiply figures shown by 5/6 (.833).

\*Note: Type 302 may be substituted with Type 304 at Lee Spring's discretion.

† Indicates DIN Compression Springs meeting the design parameters outlined in Standard DIN 2098.

# COMPRESSION SPRINGS: STANDARD SERIES (METRIC)

ENDS ARE GROUND • Music Wire (Plated) or Stainless Steel (Passivated)

COMPRESSION SPRINGS

LEE STOCK NUMBER	OUTSIDE DIAMETER		TO WORK IN HOLE DIAMETER		NOMINAL WIRE DIAMETER		TO WORK OVER ROD DIAMETER		APPROX. LOAD AT SOLID HGT.		NOMINAL FREE LENGTH		SPRING RATE		SOLID HEIGHT		PRICE GROUP	
	MM	IN.	MM	IN.	MM	IN.	MM	IN.	N	LB.	MM	IN.	N/MM	LB/IN.	MM	IN.	M	S
LCM080C 01	6.00	.236	6.40	.252	.80	.032	4.00	.158	44.10	9.910	6.50	0.256	13.92	79.51	3.330	0.131	F	F
LCM080C 02											8.00	0.315	10.66	60.87	3.860	0.152	F	F
LCM080C 03											9.50	0.374	8.64	49.32	4.390	0.173	F	F
LCM080C 04											11.00	0.433	7.26	41.45	4.930	0.194	F	F
LCM080C 05											12.50	0.492	6.26	35.74	5.460	0.215	F	F
LCM080C 06											14.00	0.551	5.50	31.42	5.970	0.235	F	F
LCM080C 07											15.50	0.610	4.91	28.03	6.500	0.256	F	F
LCM080C 08											17.00	0.669	4.43	25.30	7.040	0.277	F	F
LCM080C 09											19.00	0.748	3.92	22.39	7.750	0.305	F	F
LCM080C 10											25.00	0.984	2.92	16.65	9.860	0.388	F	F
LCM080C 11											27.50	1.083	2.63	15.04	10.740	0.423	G	G
LCM080C 12											30.00	1.181	2.40	13.72	11.630	0.458	G	G
LCM080C 13											35.00	1.378	2.04	11.66	13.390	0.527	G	G
LCM080C 14											40.00	1.575	1.78	10.15	15.160	0.597	G	G
LCM080C 15											45.00	1.772	1.57	8.98	16.920	0.666	G	G
LCM080C 16											50.00	1.969	1.41	8.05	18.690	0.736	G	G
LCM100C 01†	6.00	.236	6.50	.256	1.00	.039	3.60	.142	63.27	14.224	8.50	0.335	23.24	132.70	5.500	0.217	F	F
LCM100C 02†											12.00	0.472	14.82	84.62	7.500	0.295	F	F
LCM100C 03†											17.00	0.669	9.56	54.59	10.500	0.413	F	F
LCM100C 04†											24.00	0.945	6.51	37.17	14.500	0.571	F	F
LCM100C 05†											34.50	1.358	4.40	25.12	20.500	0.807	G	G
LCM110C 01	6.00	.236	6.40	.252	1.10	.043	3.40	.134	94.20	21.180	8.00	0.315	40.64	232.03	5.690	0.224	F	F
LCM110C 02											9.50	0.374	32.29	184.35	6.580	0.259	F	F
LCM110C 03											11.00	0.433	26.78	152.93	7.490	0.295	F	F
LCM110C 04											12.50	0.492	22.88	130.66	8.380	0.330	F	F
LCM110C 05											14.00	0.551	19.97	114.05	9.300	0.366	F	F
LCM110C 06											15.50	0.610	17.72	101.19	10.190	0.401	F	F
LCM110C 07											17.00	0.669	15.92	90.93	11.100	0.437	F	F
LCM110C 08											19.00	0.748	14.03	80.11	12.290	0.484	F	F
LCM110C 09											22.00	0.866	11.90	67.97	14.100	0.555	F	F
LCM110C 10											25.00	0.984	10.34	59.03	15.900	0.626	F	F
LCM110C 11											27.50	1.083	9.32	53.19	17.400	0.685	F	F
LCM110C 12											30.00	1.181	8.48	48.41	18.900	0.744	F	F
LCM110C 13											35.00	1.378	7.19	41.03	21.890	0.862	F	F
LCM110C 14											40.00	1.575	6.23	35.60	24.890	0.980	G	G
LCM110C 15											45.00	1.772	5.51	31.44	27.910	1.099	G	G
LCM110C 16											50.00	1.969	4.93	28.15	30.910	1.217	G	G
LCM110C 17											55.00	2.165	4.46	25.49	33.910	1.335	G	G
LCM110C 18											60.00	2.362	4.08	23.28	36.910	1.453	G	G
LCM110C 19											65.00	2.559	3.75	21.43	39.900	1.571	G	G
LCM050CE 01†	6.80	.268	7.50	.295	.50	.020	5.30	.209	7.60	1.709	13.50	0.531	0.74	4.23	2.750	0.108	F	F
LCM050CE 02†											20.00	0.787	0.46	2.63	3.750	0.148	F	F
LCM050CE 03†											30.00	1.181	0.30	1.71	5.250	0.207	F	F
LCM050CE 04†											44.00	1.732	0.21	1.20	7.250	0.285	G	G
LCM050CE 05†											65.00	2.559	0.14	0.80	10.250	0.404	G	G

### SPECIAL INSTRUCTIONS FOR COMPRESSION SERIES

**STOCK NUMBERS:** Add "M" to end of Stock Number for Music Wire; "S" for Type 302 Stainless.

**PRICING:** See Inside Back Cover for up to 199 pricing. To price or order up to 1000 pcs., visit [leespring.com](http://leespring.com); 1000+ pcs. contact Lee Spring.

**CALCULATIONS:** Spring Rate and Load at Solid Hgt. are for Music Wire. For Type 302 multiply figures shown by 5/6 (.833).

\*Note: Type 302 may be substituted with Type 304 at Lee Spring's discretion.

† Indicates DIN Compression Springs meeting the design parameters outlined in Standard DIN 2098.



# COMPRESSION SPRINGS: STANDARD SERIES (METRIC)

ENDS ARE GROUND • Music Wire (Plated) or Stainless Steel (Passivated)

LEE STOCK NUMBER	OUTSIDE DIAMETER		TO WORK IN HOLE DIAMETER		NOMINAL WIRE DIAMETER		TO WORK OVER ROD DIAMETER		APPROX. LOAD AT SOLID HGT.		NOMINAL FREE LENGTH		SPRING RATE		SOLID HEIGHT		PRICE GROUP	
	MM	IN.	MM	IN.	MM	IN.	MM	IN.	N	LB.	MM	IN.	N/MM	LB/IN.	MM	IN.	M	S
LCM063CF 01†	6.93	.273	7.60	.299	.63	.025	5.10	.201	14.54	3.269	11.50	0.453	1.82	10.39	3.465	0.136	G	G
LCM063CF 02†											17.00	0.669	1.17	6.68	4.725	0.186	G	G
LCM063CF 03†	6.93	.273	7.60	.299	.63	.025	5.10	.201	14.54	3.269	25.50	1.004	0.75	4.28	6.615	0.260	G	G
LCM063CF 04†											36.50	1.437	0.51	2.91	9.135	0.360	G	G
LCM063CF 05†											54.00	2.126	0.33	1.88	12.915	0.508	G	G
LCM080CG 01†	7.10	.280	7.70	.303	.80	.031	5.00	.197	29.00	6.520	10.50	0.413	4.76	27.18	4.400	0.173	F	F
LCM080CG 02†											15.50	0.610	3.03	17.30	6.000	0.236	F	F
LCM080CG 03†											23.00	0.906	1.96	11.19	8.400	0.331	F	F
LCM080CG 04†											33.00	1.299	1.33	7.59	11.600	0.457	F	F
LCM080CG 05†											48.00	1.890	0.89	5.08	16.400	0.646	G	G
LCM100CH 01†	7.30	.287	7.80	.307	1.00	.039	4.90	.193	52.64	11.834	10.00	0.394	11.58	66.12	5.500	0.217	F	F
LCM100CH 02†											14.50	0.571	7.39	42.20	7.500	0.295	F	F
LCM100CH 03†											21.50	0.846	4.80	27.41	10.500	0.413	F	F
LCM100CH 04†											30.50	1.201	3.26	18.62	14.500	0.571	F	F
LCM100CH 05†											43.50	1.713	2.21	12.62	20.500	0.807	G	G
LCM055D 01	7.50	.295	8.00	.315	.55	.022	5.90	.232	10.80	2.430	9.50	0.374	1.47	8.39	2.160	0.085	F	F
LCM055D 02											11.00	0.433	1.25	7.11	2.340	0.092	F	F
LCM055D 03											12.50	0.492	1.08	6.18	2.540	0.100	F	F
LCM055D 04											14.00	0.551	0.96	5.46	2.720	0.107	F	F
LCM055D 05											15.50	0.610	0.86	4.89	2.920	0.115	F	F
LCM055D 06											17.00	0.669	0.78	4.43	3.100	0.122	F	F
LCM055D 07											19.00	0.748	0.69	3.94	3.350	0.132	F	F
LCM055D 08											21.00	0.827	0.62	3.54	3.610	0.142	F	F
LCM055D 09											23.00	0.906	0.56	3.22	3.860	0.152	F	F
LCM055D 10											25.00	0.984	0.52	2.95	4.110	0.162	F	F
LCM055D 11											27.50	1.083	0.47	2.67	4.420	0.174	F	F
LCM055D 12											30.00	1.181	0.43	2.44	4.720	0.186	F	F
LCM055D 13											35.00	1.378	0.36	2.08	5.360	0.211	F	F
LCM055D 14											40.00	1.575	0.32	1.81	5.990	0.236	G	G
LCM055D 15											45.00	1.772	0.28	1.60	6.600	0.260	G	G
LCM055D 16											50.00	1.969	0.25	1.44	7.240	0.285	G	G
LCM055D 17											55.00	2.165	0.23	1.31	7.870	0.310	G	G
LCM055D 18											60.00	2.362	0.21	1.20	8.510	0.335	G	G
LCM055D 19											65.00	2.559	0.19	1.10	9.120	0.359	G	G

COMPRESSION SPRINGS



### SPECIAL INSTRUCTIONS FOR COMPRESSION SERIES

**STOCK NUMBERS:** Add "M" to end of Stock Number for Music Wire; "S" for Type 302 Stainless.

**PRICING:** See Inside Back Cover for up to 199 pricing. To price or order up to 1000 pcs., visit [leespring.com](http://leespring.com); 1000+ pcs. contact Lee Spring.

**CALCULATIONS:** Spring Rate and Load at Solid Hgt. are for Music Wire. For Type 302 multiply figures shown by 5/6 (.833).

\*Note: Type 302 may be substituted with Type 304 at Lee Spring's discretion.

† Indicates DIN Compression Springs meeting the design parameters outlined in Standard DIN 2098.

# COMPRESSION SPRINGS: STANDARD SERIES (METRIC)

ENDS ARE GROUND • Music Wire (Plated) or Stainless Steel (Passivated)

COMPRESSION SPRINGS

LEE STOCK NUMBER	OUTSIDE DIAMETER		TO WORK IN HOLE DIAMETER		NOMINAL WIRE DIAMETER		TO WORK OVER ROD DIAMETER		APPROX. LOAD AT SOLID HGT.		NOMINAL FREE LENGTH		SPRING RATE		SOLID HEIGHT		PRICE GROUP	
	MM	IN.	MM	IN.	MM	IN.	MM	IN.	N	LB.	MM	IN.	N/MM	LB/IN.	MM	IN.	M	S
LCM065D 01	7.50	.295	8.00	.315	.65	.026	5.70	.224	18.65	4.190	9.50	0.374	2.73	15.57	2.670	0.105	F	F
LCM065D 02											11.00	0.433	2.31	13.17	2.920	0.115	F	F
LCM065D 03											12.50	0.492	2.00	11.40	3.180	0.125	F	F
LCM065D 04											14.00	0.551	1.76	10.06	3.430	0.135	F	F
LCM065D 05											15.50	0.610	1.57	8.99	3.660	0.144	F	F
LCM065D 06											17.00	0.669	1.42	8.13	3.910	0.154	F	F
LCM065D 07											19.00	0.748	1.26	7.22	4.240	0.167	F	F
LCM065D 08											21.00	0.827	1.13	6.48	4.600	0.181	F	F
LCM065D 09											23.00	0.906	1.03	5.89	4.930	0.194	F	F
LCM065D 10											25.00	0.984	0.94	5.39	5.260	0.207	F	F
LCM065D 11											27.50	1.083	0.85	4.87	5.660	0.223	F	F
LCM065D 12											30.00	1.181	0.78	4.45	6.100	0.240	F	F
LCM065D 13											35.00	1.378	0.66	3.79	6.930	0.273	F	F
LCM065D 14											40.00	1.575	0.58	3.30	7.750	0.305	F	F
LCM065D 15											45.00	1.772	0.51	2.92	8.590	0.338	F	F
LCM065D 16											50.00	1.969	0.46	2.62	9.420	0.371	F	F
LCM065D 17											55.00	2.165	0.42	2.38	10.260	0.404	G	G
LCM065D 18											60.00	2.362	0.38	2.18	11.100	0.437	G	G
LCM065D 19											65.00	2.559	0.35	2.00	11.940	0.470	G	G
LCM080D 01	7.50	.295	8.00	.315	.80	.032	5.40	.213	33.40	7.510	9.50	0.374	5.65	32.24	3.610	0.142	F	F
LCM080D 02											11.00	0.433	4.75	27.10	3.960	0.156	F	F
LCM080D 03											12.50	0.492	4.09	23.37	4.340	0.171	F	F
LCM080D 04											14.00	0.551	3.60	20.54	4.720	0.186	F	F
LCM080D 05											15.50	0.610	3.21	18.32	5.110	0.201	F	F
LCM080D 06											17.00	0.669	2.90	16.54	5.490	0.216	F	F
LCM080D 07											19.00	0.748	2.56	14.64	5.990	0.236	F	F
LCM080D 08											21.00	0.827	2.30	13.13	6.500	0.256	F	F
LCM080D 09											23.00	0.906	2.08	11.90	7.010	0.276	F	F
LCM080D 10											25.00	0.984	1.91	10.89	7.520	0.296	F	F
LCM080D 11											27.50	1.083	1.72	9.83	8.130	0.320	F	F
LCM080D 12											30.00	1.181	1.57	8.97	8.760	0.345	F	F
LCM080D 13											35.00	1.378	1.34	7.63	10.030	0.395	F	F
LCM080D 14											40.00	1.575	1.16	6.63	11.300	0.445	F	F
LCM080D 15											45.00	1.772	1.03	5.87	12.550	0.494	F	F
LCM080D 16											50.00	1.969	0.92	5.26	13.820	0.544	F	F
LCM080D 17											55.00	2.165	0.84	4.77	15.090	0.594	G	G
LCM080D 18											60.00	2.362	0.76	4.36	16.360	0.644	G	G
LCM080D 19											65.00	2.559	0.70	4.02	17.600	0.693	G	G

### SPECIAL INSTRUCTIONS FOR COMPRESSION SERIES

**STOCK NUMBERS:** Add "M" to end of Stock Number for Music Wire; "S" for Type 302 Stainless.

**PRICING:** See Inside Back Cover for up to 199 pricing. To price or order up to 1000 pcs., visit [leespring.com](http://leespring.com); 1000+ pcs. contact Lee Spring.

**CALCULATIONS:** Spring Rate and Load at Solid Hgt. are for Music Wire. For Type 302 multiply figures shown by 5/6 (.833).

\*Note: Type 302 may be substituted with Type 304 at Lee Spring's discretion.


† Indicates DIN Compression Springs meeting the design parameters outlined in Standard DIN 2098.

# COMPRESSION SPRINGS: STANDARD SERIES (METRIC)

ENDS ARE GROUND • Music Wire (Plated) or Stainless Steel (Passivated)

LEE STOCK NUMBER	OUTSIDE DIAMETER		TO WORK IN HOLE DIAMETER		NOMINAL WIRE DIAMETER		TO WORK OVER ROD DIAMETER		APPROX. LOAD AT SOLID HGT.		NOMINAL FREE LENGTH		SPRING RATE		SOLID HEIGHT		PRICE GROUP											
	MM	IN.	MM	IN.	MM	IN.	MM	IN.	N	LB.	MM	IN.	N/MM	LB/IN.	MM	IN.	M	S										
LCM095D 01	7.50	.295	8.00	.315	.95	.037	5.10	.201	54.00	12.140	9.50	0.374	10.84	61.91	4.520	0.178	F	F										
LCM095D 02											11.00	0.433	9.06	51.71	5.050	0.199	F	F										
LCM095D 03											12.50	0.492	7.77	44.39	5.560	0.219	F	F										
LCM095D 04											14.00	0.551	6.81	38.89	6.070	0.239	F	F										
LCM095D 05											15.50	0.610	6.06	34.60	6.600	0.260	F	F										
LCM095D 06											17.00	0.669	5.46	31.16	7.110	0.280	F	F										
LCM095D 07											19.00	0.748	4.82	27.52	7.800	0.307	F	F										
LCM095D 08											21.00	0.827	4.32	24.64	8.510	0.335	F	F										
LCM095D 09											7.50	.295	8.00	.315	.95	.037	5.10	.201	54.00	12.140	23.00	0.906	3.91	22.30	9.190	0.362	F	F
LCM095D 10																					25.00	0.984	3.57	20.37	9.880	0.389	F	F
LCM095D 11											7.50	.295	8.00	.315	.95	.037	5.10	.201	54.00	12.140	27.50	1.083	3.22	18.38	10.740	0.423	F	F
LCM095D 12																					30.00	1.181	2.93	16.75	11.610	0.457	F	F
LCM095D 13											7.50	.295	8.00	.315	.95	.037	5.10	.201	54.00	12.140	35.00	1.378	2.49	14.22	13.340	0.525	F	F
LCM095D 14																					40.00	1.575	2.16	12.35	15.060	0.593	G	G
LCM095D 15											7.50	.295	8.00	.315	.95	.037	5.10	.201	54.00	12.140	45.00	1.772	1.91	10.92	16.790	0.661	G	G
LCM095D 16																					50.00	1.969	1.71	9.78	18.520	0.729	G	G
LCM095D 17											7.50	.295	8.00	.315	.95	.037	5.10	.201	54.00	12.140	55.00	2.165	1.55	8.86	20.240	0.797	G	G
LCM095D 18																					60.00	2.362	1.42	8.10	21.970	0.865	G	G
LCM095D 19											65.00	2.559	1.31	7.46	23.700	0.933	G	G										
LCM125DA 01†	7.55	.297	8.10	.319	1.25	.049	4.70	.185	140.36	31.554	12.00	0.472	29.04	165.82	6.875	0.271	F	F										
LCM125DA 02†											17.00	0.669	18.04	103.01	9.375	0.369	F	F										
LCM125DA 03†											25.00	0.984	11.77	67.20	13.125	0.517	F	F										
LCM125DA 04†											35.50	1.398	8.09	46.20	18.125	0.714	F	F										
LCM125DA 05†											51.50	2.028	5.39	30.78	25.625	1.009	G	G										
LCM063DF 01†	8.63	.340	9.40	.370	.63	.025	6.80	.268	11.40	2.562	16.00	0.630	0.89	5.08	3.465	0.136	F	F										
LCM063DF 02†											24.50	0.965	0.58	3.31	4.725	0.186	F	F										
LCM063DF 03†											37.00	1.457	0.37	2.11	6.615	0.260	F	F										
LCM063DF 04†											55.00	2.165	0.25	1.43	9.135	0.360	G	G										
LCM063DF 05†											80.50	3.169	0.18	1.03	12.915	0.508	G	G										
LCM080DG 01†	8.80	.346	9.60	.378	.80	.031	6.60	.260	23.00	5.171	14.50	0.571	2.31	13.19	4.400	0.173	F	F										
LCM080DG 02†											21.50	0.846	1.49	8.51	6.000	0.236	F	F										
LCM080DG 03†											32.00	1.260	0.96	5.48	8.400	0.331	F	F										
LCM080DG 04†											47.00	1.850	0.65	3.71	11.600	0.457	G	G										
LCM080DG 05†											68.00	2.677	0.44	2.51	16.400	0.646	G	G										

COMPRESSION SPRINGS



### SPECIAL INSTRUCTIONS FOR COMPRESSION SERIES

**STOCK NUMBERS:** Add "M" to end of Stock Number for Music Wire; "S" for Type 302 Stainless.

**PRICING:** See Inside Back Cover for up to 199 pricing. To price or order up to 1000 pcs., visit [leespring.com](http://leespring.com); 1000+ pcs. contact Lee Spring.

**CALCULATIONS:** Spring Rate and Load at Solid Hgt. are for Music Wire. For Type 302 multiply figures shown by 5/6 (.833).

\*Note: Type 302 may be substituted with Type 304 at Lee Spring's discretion.

† Indicates DIN Compression Springs meeting the design parameters outlined in Standard DIN 2098.

# COMPRESSION SPRINGS: STANDARD SERIES (METRIC)

ENDS ARE GROUND • Music Wire (Plated) or Stainless Steel (Passivated)

COMPRESSION SPRINGS

LEE STOCK NUMBER	OUTSIDE DIAMETER		TO WORK IN HOLE DIAMETER		NOMINAL WIRE DIAMETER		TO WORK OVER ROD DIAMETER		APPROX. LOAD AT SOLID HGT.		NOMINAL FREE LENGTH		SPRING RATE		SOLID HEIGHT		PRICE GROUP	
	MM	IN.	MM	IN.	MM	IN.	MM	IN.	N	LB.	MM	IN.	N/MM	LB/IN.	MM	IN.	M	S
LCM065E 01	9.00	.354	9.50	.374	.65	.026	7.20	.283	15.20	3.420	12.50	0.492	1.54	8.80	2.640	0.104	F	F
LCM065E 02											14.00	0.551	1.36	7.76	2.820	0.111	F	F
LCM065E 03											15.50	0.610	1.22	6.94	3.000	0.118	F	F
LCM065E 04											17.00	0.669	1.10	6.28	3.180	0.125	F	F
LCM065E 05											19.00	0.748	0.98	5.57	3.400	0.134	F	F
LCM065E 06											21.00	0.827	0.88	5.00	3.660	0.144	F	F
LCM065E 07											23.00	0.906	0.80	4.54	3.890	0.153	F	F
LCM065E 08											25.00	0.984	0.73	4.16	4.140	0.163	F	F
LCM065E 09											27.50	1.083	0.66	3.76	4.420	0.174	F	F
LCM065E 10											30.00	1.181	0.60	3.43	4.720	0.186	F	F
LCM065E 11											35.00	1.378	0.51	2.92	5.330	0.210	F	F
LCM065E 12											40.00	1.575	0.45	2.55	5.920	0.233	F	F
LCM065E 13											45.00	1.772	0.40	2.26	6.530	0.257	F	F
LCM065E 14											50.00	1.969	0.35	2.02	7.110	0.280	F	F
LCM065E 15											55.00	2.165	0.32	1.84	7.720	0.304	F	F
LCM065E 16											60.00	2.362	0.29	1.68	8.310	0.327	G	G
LCM095E 01	9.00	.354	9.50	.374	.95	.037	6.60	.260	45.10	10.140	11.00	0.433	6.64	37.93	4.220	0.166	F	F
LCM095E 02											12.50	0.492	5.70	32.56	4.600	0.181	F	F
LCM095E 03											14.00	0.551	5.00	28.53	4.980	0.196	F	F
LCM095E 04											15.50	0.610	4.44	25.38	5.360	0.211	F	F
LCM095E 05											17.00	0.669	4.00	22.86	5.740	0.226	F	F
LCM095E 06											19.00	0.748	3.54	20.19	6.250	0.246	F	F
LCM095E 07											21.00	0.827	3.16	18.07	6.760	0.266	F	F
LCM095E 08											23.00	0.906	2.87	16.36	7.260	0.286	F	F
LCM095E 09											25.00	0.984	2.62	14.94	7.770	0.306	F	F
LCM095E 10											27.50	1.083	2.36	13.48	8.410	0.331	F	F
LCM095E 11											30.00	1.181	2.15	12.28	9.020	0.355	F	F
LCM095E 12											35.00	1.378	1.83	10.43	10.290	0.405	F	F
LCM095E 13											40.00	1.575	1.59	9.06	11.560	0.455	G	G
LCM095E 14											45.00	1.772	1.40	8.01	12.830	0.505	G	G
LCM095E 15											50.00	1.969	1.26	7.18	14.100	0.555	G	G
LCM095E 16											55.00	2.165	1.14	6.50	15.370	0.605	G	G
LCM095E 17											60.00	2.362	1.04	5.94	16.510	0.650	G	G
LCM095E 18											65.00	2.559	0.96	5.47	17.910	0.705	G	G
LCM100E 01†	9.00	.354	9.60	.378	1.00	.039	6.50	.256	42.24	9.495	13.00	0.512	5.67	32.38	5.500	0.217	F	F
LCM100E 02†											19.00	0.748	3.61	20.61	7.500	0.295	F	F
LCM100E 03†											28.50	1.122	2.33	13.30	10.500	0.413	F	F
LCM100E 04†											40.50	1.594	1.59	9.08	14.500	0.571	G	G
LCM100E 05†											59.00	2.323	1.09	6.22	20.500	0.807	G	G

### SPECIAL INSTRUCTIONS FOR COMPRESSION SERIES

**STOCK NUMBERS:** Add "M" to end of Stock Number for Music Wire; "S" for Type 302 Stainless.

**PRICING:** See Inside Back Cover for up to 199 pricing. To price or order up to 1000 pcs., visit [leespring.com](http://leespring.com); 1000+ pcs. contact Lee Spring.

**CALCULATIONS:** Spring Rate and Load at Solid Hgt. are for Music Wire. For Type 302 multiply figures shown by 5/6 (.833).

\*Note: Type 302 may be substituted with Type 304 at Lee Spring's discretion.

† Indicates DIN Compression Springs meeting the design parameters outlined in Standard DIN 2098.

# COMPRESSION SPRINGS: STANDARD SERIES (METRIC)

ENDS ARE GROUND • Music Wire (Plated) or Stainless Steel (Passivated)

LEE STOCK NUMBER	OUTSIDE DIAMETER		TO WORK IN HOLE DIAMETER		NOMINAL WIRE DIAMETER		TO WORK OVER ROD DIAMETER		APPROX. LOAD AT SOLID HGT.		NOMINAL FREE LENGTH		SPRING RATE		SOLID HEIGHT		PRICE GROUP	
	MM	IN.	MM	IN.	MM	IN.	MM	IN.	N	LB.	MM	IN.	N/MM	LB/IN.	MM	IN.	Music Wire	302 Stainless*
LCM110E 01	9.00	.354	9.50	.374	1.10	.043	6.30	.248	70.60	15.870	11.00	0.433	11.86	67.73	5.050	0.199	F	F
LCM110E 02											12.50	0.492	10.13	57.87	5.540	0.218	F	F
LCM110E 03											14.00	0.551	8.85	50.51	6.020	0.237	F	F
LCM110E 04											15.50	0.610	7.85	44.81	6.500	0.256	F	F
LCM110E 05											17.00	0.669	7.05	40.27	6.990	0.275	F	F
LCM110E 06											19.00	0.748	6.21	35.48	7.650	0.301	F	F
LCM110E 07											21.00	0.827	5.55	31.70	8.280	0.326	F	F
LCM110E 08											23.00	0.906	5.02	28.66	8.940	0.352	F	F
LCM110E 09											25.00	0.984	4.58	26.14	9.580	0.377	F	F
LCM110E 10											27.50	1.083	4.13	23.56	10.390	0.409	F	F
LCM110E 11											30.00	1.181	3.75	21.44	11.200	0.441	F	F
LCM110E 12											35.00	1.378	3.18	18.17	12.800	0.504	F	F
LCM110E 13											40.00	1.575	2.76	15.77	14.430	0.568	G	G
LCM110E 14											45.00	1.772	2.44	13.93	16.050	0.632	G	G
LCM110E 15											50.00	1.969	2.18	12.47	17.680	0.696	G	G
LCM110E 16											55.00	2.165	1.98	11.29	19.280	0.759	G	G
LCM110E 17											60.00	2.362	1.81	10.31	20.900	0.823	G	G
LCM110E 18											65.00	2.559	1.66	9.49	22.530	0.887	G	G
LCM125EB 01†	9.25	.364	9.90	.390	1.25	.049	6.10	.240	114.48	25.736	15.00	0.591	14.32	81.76	6.875	0.271	F	F
LCM125EB 02†											22.00	0.866	8.91	50.88	9.375	0.369	F	F
LCM125EB 03†											33.00	1.299	5.83	33.29	13.125	0.517	F	F
LCM125EB 04†											47.00	1.850	3.96	22.61	18.125	0.714	G	G
LCM125EB 05†											69.00	2.717	2.70	15.42	25.625	1.009	G	G
LCM160EE 01†	9.60	.378	10.10	.398	1.60	.063	5.90	.232	228.66	51.404	14.50	0.571	37.27	212.82	8.800	0.346	F	F
LCM160EE 02†											21.50	0.846	23.73	135.50	12.000	0.472	F	F
LCM160EE 03†											31.50	1.240	15.39	87.88	16.800	0.661	G	G
LCM160EE 04†											45.00	1.772	10.40	59.39	23.200	0.913	G	G
LCM160EE 05†											65.50	2.579	7.06	40.31	32.800	1.291	K	M
LCM080F 01†	10.80	.425	11.60	.457	.80	.031	8.60	.339	18.50	4.159	20.00	0.787	1.21	6.91	4.400	0.173	F	F
LCM080F 02†											30.00	1.181	0.75	4.28	6.000	0.236	F	F
LCM080F 03†											45.50	1.791	0.49	2.80	8.400	0.331	G	G
LCM080F 04†											66.00	2.598	0.33	1.90	11.600	0.457	J	J
LCM080F 05†											96.50	3.799	0.23	1.29	16.400	0.646	K	L

COMPRESSION SPRINGS



### SPECIAL INSTRUCTIONS FOR COMPRESSION SERIES

**STOCK NUMBERS:** Add "M" to end of Stock Number for Music Wire; "S" for Type 302 Stainless.

**PRICING:** See Inside Back Cover for up to 199 pricing. To price or order up to 1000 pcs., visit [leespring.com](http://leespring.com); 1000+ pcs. contact Lee Spring.

**CALCULATIONS:** Spring Rate and Load at Solid Hgt. are for Music Wire. For Type 302 multiply figures shown by 5/6 (.833).

\*Note: Type 302 may be substituted with Type 304 at Lee Spring's discretion.

† Indicates DIN Compression Springs meeting the design parameters outlined in Standard DIN 2098.

# COMPRESSION SPRINGS: STANDARD SERIES (METRIC)

ENDS ARE GROUND • Music Wire (Plated) or Stainless Steel (Passivated)

COMPRESSION SPRINGS

LEE STOCK NUMBER	OUTSIDE DIAMETER		TO WORK IN HOLE DIAMETER		NOMINAL WIRE DIAMETER		TO WORK OVER ROD DIAMETER		APPROX. LOAD AT SOLID HGT.		NOMINAL FREE LENGTH		SPRING RATE		SOLID HEIGHT		PRICE GROUP	
	MM	IN.	MM	IN.	MM	IN.	MM	IN.	N	LB.	MM	IN.	N/MM	LB/IN.	MM	IN.	M	S
LCM090F 01	10.80	.425	11.30	.445	.90	.035	8.50	.335	27.50	6.180	12.50	0.492	3.15	18.01	3.780	0.149	F	F
LCM090F 02											14.00	0.551	2.77	15.80	4.060	0.160	F	F
LCM090F 03											15.50	0.610	2.46	14.07	4.340	0.171	F	F
LCM090F 04											17.00	0.669	2.22	12.68	4.620	0.182	F	F
LCM090F 05											19.00	0.748	1.96	11.21	5.000	0.197	F	F
LCM090F 06											21.00	0.827	1.75	10.01	5.380	0.212	F	F
LCM090F 07											23.00	0.906	1.59	9.09	5.740	0.226	F	F
LCM090F 08											25.00	0.984	1.46	8.31	6.120	0.241	F	F
LCM090F 09											27.50	1.083	1.31	7.50	6.580	0.259	F	F
LCM090F 10											30.00	1.181	1.20	6.83	7.060	0.278	F	F
LCM090F 11											35.00	1.378	1.02	5.81	8.000	0.315	F	F
LCM090F 12											40.00	1.575	0.88	5.05	8.920	0.351	F	F
LCM090F 13											45.00	1.772	0.78	4.46	9.860	0.388	G	G
LCM090F 14											50.00	1.969	0.70	4.00	10.800	0.425	G	G
LCM130F 01	10.80	.425	11.30	.445	1.30	.051	7.70	.303	83.40	18.750	12.50	0.492	12.94	73.91	6.070	0.239	F	F
LCM130F 02											14.00	0.551	11.24	64.18	6.580	0.259	F	F
LCM130F 03											15.50	0.610	9.93	56.72	7.110	0.280	F	F
LCM130F 04											17.00	0.669	8.90	50.81	7.620	0.300	F	F
LCM130F 05											19.00	0.748	7.81	44.61	8.330	0.328	F	F
LCM130F 06											21.00	0.827	6.96	39.76	9.020	0.355	F	F
LCM130F 07											23.00	0.906	6.28	35.87	9.730	0.383	F	F
LCM130F 08											25.00	0.984	5.72	32.66	10.440	0.411	F	F
LCM130F 09											27.50	1.083	5.15	29.38	11.300	0.445	G	G
LCM130F 10											30.00	1.181	4.68	26.70	12.170	0.479	G	G
LCM130F 11											35.00	1.378	3.95	22.58	13.920	0.548	G	G
LCM130F 12											40.00	1.575	3.43	19.56	15.670	0.617	J	K
LCM130F 13											45.00	1.772	3.02	17.26	17.420	0.686	J	K
LCM130F 14											50.00	1.969	2.70	15.44	19.150	0.754	J	K
LCM130F 15											55.00	2.165	2.44	13.96	20.900	0.823	K	M
LCM130F 16											60.00	2.362	2.23	12.75	22.660	0.892	K	M
LCM100FC 01†	11.00	.433	11.80	.465	1.00	.039	8.40	.331	34.68	7.796	17.50	0.689	2.91	16.62	5.500	0.217	F	F
LCM100FC 02†											26.00	1.024	1.86	10.62	7.500	0.295	F	F
LCM100FC 03†											39.00	1.535	1.21	6.91	10.500	0.413	G	G
LCM100FC 04†											56.00	2.205	0.81	4.63	14.500	0.571	G	G
LCM100FC 05†											81.50	3.209	0.54	3.08	20.500	0.807	G	G
LCM125FF 01†	11.25	.443	11.90	.469	1.25	.049	8.20	.323	93.20	20.952	20.00	0.787	7.09	40.48	6.875	0.271	F	F
LCM125FF 02†											29.50	1.161	4.52	25.81	9.375	0.369	G	G
LCM125FF 03†											44.50	1.752	2.92	16.67	13.125	0.517	J	K
LCM125FF 04†											64.00	2.520	2.00	11.42	18.125	0.714	K	M
LCM125FF 05†											93.50	3.681	1.35	7.71	25.625	1.009	K	M

### SPECIAL INSTRUCTIONS FOR COMPRESSION SERIES

**STOCK NUMBERS:** Add "M" to end of Stock Number for Music Wire; "S" for Type 302 Stainless.

**PRICING:** See Inside Back Cover for up to 199 pricing. To price or order up to 1000 pcs., visit [leespring.com](http://leespring.com); 1000+ pcs. contact Lee Spring.

**CALCULATIONS:** Spring Rate and Load at Solid Hgt. are for Music Wire. For Type 302 multiply figures shown by 5/6 (.833).

\*Note: Type 302 may be substituted with Type 304 at Lee Spring's discretion.

† Indicates DIN Compression Springs meeting the design parameters outlined in Standard DIN 2098.




# COMPRESSION SPRINGS: STANDARD SERIES (METRIC)

ENDS ARE GROUND • Music Wire (Plated) or Stainless Steel (Passivated)

LEE STOCK NUMBER	OUTSIDE DIAMETER		TO WORK IN HOLE DIAMETER		NOMINAL WIRE DIAMETER		TO WORK OVER ROD DIAMETER		APPROX. LOAD AT SOLID HGT.		NOMINAL FREE LENGTH		SPRING RATE		SOLID HEIGHT		PRICE GROUP	
	MM	IN.	MM	IN.	MM	IN.	MM	IN.	N	LB.	MM	IN.	N/MM	LB/IN.	MM	IN.	Music Wire	302 Stainless*
LCM160FG 01†	11.60	.457	12.10	.476	1.60	.063	7.90	.311	187.84	42.229	18.50	0.728	19.12	109.18	8.800	0.346	F	G
LCM160FG 02†											27.00	1.063	12.15	69.38	12.000	0.472	G	J
LCM160FG 03†	11.60	.457	12.10	.476	1.60	.063	7.90	.311	187.84	42.229	40.50	1.594	7.86	44.88	16.800	0.661	G	J
LCM160FG 04†											58.50	2.303	5.32	30.38	23.200	0.913	J	K
LCM160FG 05†											85.00	3.346	3.61	20.61	32.800	1.291	K	M
LCM095G 01	12.00	.472	12.70	.500	.95	.037	9.60	.378	32.40	7.280	12.50	0.492	3.61	20.63	3.530	0.139	F	F
LCM095G 02											15.50	0.610	2.82	16.08	4.010	0.158	F	F
LCM095G 03	12.00	.472	12.70	.500	.95	.037	9.60	.378	32.40	7.280	19.00	0.748	2.24	12.79	4.550	0.179	F	F
LCM095G 04											22.00	0.866	1.91	10.88	5.000	0.197	F	F
LCM095G 05	12.00	.472	12.70	.500	.95	.037	9.60	.378	32.40	7.280	25.00	0.984	1.66	9.47	5.490	0.216	F	F
LCM095G 06											30.00	1.181	1.36	7.78	6.250	0.246	G	G
LCM095G 07	12.00	.472	12.70	.500	.95	.037	9.60	.378	32.40	7.280	35.00	1.378	1.16	6.61	7.040	0.277	G	G
LCM095G 08											40.00	1.575	1.01	5.74	7.800	0.307	G	G
LCM095G 09	12.00	.472	12.70	.500	.95	.037	9.60	.378	32.40	7.280	45.00	1.772	0.89	5.07	8.590	0.338	J	J
LCM095G 10											50.00	1.969	0.80	4.55	9.350	0.368	J	J
LCM095G 11	12.00	.472	12.70	.500	.95	.037	9.60	.378	32.40	7.280	55.00	2.165	0.72	4.12	10.130	0.399	J	J
LCM095G 12											60.00	2.362	0.66	3.76	10.900	0.429	K	K
LCM095G 13	12.00	.472	12.70	.500	.95	.037	9.60	.378	32.40	7.280	65.00	2.559	0.61	3.47	11.660	0.459	K	K
LCM095G 14											70.00	2.756	0.56	3.21	12.450	0.490	K	K
LCM095G 15											75.00	2.953	0.52	2.99	13.210	0.520	K	K
LCM140G 01	12.00	.472	12.70	.500	1.40	.055	8.70	.343	88.30	19.850	12.50	0.492	13.91	79.44	6.150	0.242	F	G
LCM140G 02											15.50	0.610	10.63	60.67	7.190	0.283	F	G
LCM140G 03	12.00	.472	12.70	.500	1.40	.055	8.70	.343	88.30	19.850	19.00	0.748	8.33	47.57	8.410	0.331	F	G
LCM140G 04											22.00	0.866	7.03	40.13	9.450	0.372	F	G
LCM140G 05	12.00	.472	12.70	.500	1.40	.055	8.70	.343	88.30	19.850	25.00	0.984	6.08	34.71	10.490	0.413	F	G
LCM140G 06											30.00	1.181	4.96	28.33	12.220	0.481	G	J
LCM140G 07	12.00	.472	12.70	.500	1.40	.055	8.70	.343	88.30	19.850	35.00	1.378	4.19	23.93	13.940	0.549	G	J
LCM140G 08											40.00	1.575	3.63	20.71	15.670	0.617	J	K
LCM140G 09	12.00	.472	12.70	.500	1.40	.055	8.70	.343	88.30	19.850	45.00	1.772	3.20	18.26	17.400	0.685	J	K
LCM140G 10											50.00	1.969	2.86	16.33	19.130	0.753	J	K
LCM140G 11	12.00	.472	12.70	.500	1.40	.055	8.70	.343	88.30	19.850	55.00	2.165	2.58	14.76	20.850	0.821	J	K
LCM140G 12											60.00	2.362	2.36	13.47	22.580	0.889	J	K
LCM140G 13	12.00	.472	12.70	.500	1.40	.055	8.70	.343	88.30	19.850	65.00	2.559	2.17	12.39	24.310	0.957	J	K
LCM140G 14											70.00	2.756	2.01	11.47	26.060	1.026	K	L
LCM140G 15											75.00	2.953	1.87	10.67	27.790	1.094	L	M
LCM200G 01†	12.00	.472	12.50	.492	2.00	.079	7.50	.295	344.19	77.376	18.00	0.709	46.58	265.98	11.000	0.433	J	K
LCM200G 02†											26.50	1.043	29.70	169.59	15.000	0.591	J	K
LCM200G 03†	12.00	.472	12.50	.492	2.00	.079	7.50	.295	344.19	77.376	38.50	1.516	19.21	109.69	21.000	0.827	K	L
LCM200G 04†											55.00	2.165	13.05	74.52	29.000	1.142	M	N
LCM200G 05†											79.50	3.130	8.81	50.31	41.000	1.614	R	S

COMPRESSION SPRINGS



### SPECIAL INSTRUCTIONS FOR COMPRESSION SERIES

**STOCK NUMBERS:** Add "M" to end of Stock Number for Music Wire; "S" for Type 302 Stainless.

**PRICING:** See Inside Back Cover for up to 199 pricing. To price or order up to 1000 pcs., visit [leespring.com](http://leespring.com); 1000+ pcs. contact Lee Spring.

**CALCULATIONS:** Spring Rate and Load at Solid Hgt. are for Music Wire. For Type 302 multiply figures shown by 5/6 (.833).

\*Note: Type 302 may be substituted with Type 304 at Lee Spring's discretion.

† Indicates DIN Compression Springs meeting the design parameters outlined in Standard DIN 2098.

# COMPRESSION SPRINGS: STANDARD SERIES (METRIC)

ENDS ARE GROUND • Music Wire (Plated) or Stainless Steel (Passivated)

COMPRESSION SPRINGS

LEE STOCK NUMBER	OUTSIDE DIAMETER		TO WORK IN HOLE DIAMETER		NOMINAL WIRE DIAMETER		TO WORK OVER ROD DIAMETER		APPROX. LOAD AT SOLID HGT.		NOMINAL FREE LENGTH		SPRING RATE		SOLID HEIGHT		PRICE GROUP	
	MM	IN.	MM	IN.	MM	IN.	MM	IN.	N	LB.	MM	IN.	N/MM	LB/IN.	MM	IN.	Music Wire	302 Stainless*
LCM100GH 01†											24.00	0.945	1.49	8.51	5.500	0.217	F	G
LCM100GH 02†											36.50	1.437	0.95	5.42	7.500	0.295	G	J
LCM100GH 03†	13.50	.531	14.40	.567	1.00	.039	10.80	.425	27.92	6.277	55.50	2.185	0.61	3.48	10.500	0.413	G	J
LCM100GH 04†											80.50	3.169	0.40	2.28	14.500	0.571	G	J
LCM100GH 05†											115.00	4.528	0.28	1.60	20.500	0.807	J	K
LCM110GH 01											12.50	0.492	4.09	23.33	4.340	0.171	F	G
LCM110GH 02											15.50	0.611	3.16	18.07	4.950	0.195	F	G
LCM110GH 03											19.00	0.748	2.50	14.30	5.690	0.224	F	G
LCM110GH 04											22.00	0.866	2.13	12.14	6.310	0.248	F	G
LCM110GH 05											25.00	0.984	1.85	10.54	6.930	0.273	F	G
LCM110GH 06											30.00	1.181	1.51	8.64	7.980	0.314	G	J
LCM110GH 07											35.00	1.378	1.28	7.33	9.020	0.355	G	J
LCM110GH 08											40.00	1.575	1.11	6.36	10.030	0.395	G	J
LCM110GH 09	13.50	.532	14.30	.563	1.10	.043	10.50	.413	33.40	7.510	45.00	1.772	0.98	5.61	11.070	0.436	G	J
LCM110GH 10											50.00	1.969	0.88	5.03	12.120	0.477	G	J
LCM110GH 11											55.00	2.165	0.80	4.55	13.160	0.518	G	J
LCM110GH 12											60.00	2.362	0.73	4.16	14.200	0.559	G	J
LCM110GH 13											65.00	2.559	0.67	3.83	15.240	0.600	G	J
LCM110GH 14											70.00	2.756	0.62	3.54	16.280	0.641	G	J
LCM110GH 15											75.00	2.953	0.58	3.30	17.300	0.681	G	J
LCM125GJ 01†											27.00	1.063	3.63	20.73	6.875	0.271	G	J
LCM125GJ 02†											41.50	1.634	2.31	13.19	9.375	0.369	G	J
LCM125GJ 03†	13.75	.541	14.60	.575	1.25	.049	10.60	.417	74.33	16.711	62.50	2.461	1.49	8.51	13.125	0.517	G	L
LCM125GJ 04†											90.50	3.563	1.02	5.82	18.125	0.714	J	K
LCM125GJ 05†											130.00	5.118	0.68	3.88	25.625	1.009	M	N
LCM160GL 01†											24.00	0.945	9.75	55.67	8.800	0.346	G	K
LCM160GL 02†											36.00	1.417	6.23	35.57	12.000	0.472	G	K
LCM160GL 03†	14.10	.555	14.70	.579	1.60	.063	10.30	.406	150.71	33.880	53.50	2.106	4.05	23.13	16.800	0.661	J	L
LCM160GL 04†											78.00	3.071	2.73	15.59	23.200	0.913	L	N
LCM160GL 05†											115.00	4.528	1.84	10.51	32.800	1.291	N	P
LCM200GM 01†											22.50	0.886	23.92	136.59	11.000	0.433	G	K
LCM200GM 02†											33.00	1.299	15.20	86.79	15.000	0.591	G	K
LCM200GM 03†	14.50	.571	15.10	.594	2.00	.079	9.90	.390	284.07	63.862	49.50	1.949	9.81	56.02	21.000	0.827	K	K
LCM200GM 04†											71.00	2.795	6.69	38.20	29.000	1.142	L	N
LCM200GM 05†											105.00	4.134	4.52	25.81	41.000	1.614	N	P

### SPECIAL INSTRUCTIONS FOR COMPRESSION SERIES

**STOCK NUMBERS:** Add "M" to end of Stock Number for Music Wire; "S" for Type 302 Stainless.

**PRICING:** See Inside Back Cover for up to 199 pricing. To price or order up to 1000 pcs., visit leespring.com; 1000+ pcs. contact Lee Spring.

**CALCULATIONS:** Spring Rate and Load at Solid Hgt. are for Music Wire. For Type 302 multiply figures shown by 5/6 (.833).

\*Note: Type 302 may be substituted with Type 304 at Lee Spring's discretion.


† Indicates DIN Compression Springs meeting the design parameters outlined in Standard DIN 2098.

# COMPRESSION SPRINGS: STANDARD SERIES (METRIC)

ENDS ARE GROUND • Music Wire (Plated) or Stainless Steel (Passivated)

LEE STOCK NUMBER	OUTSIDE DIAMETER		TO WORK IN HOLE DIAMETER		NOMINAL WIRE DIAMETER		TO WORK OVER ROD DIAMETER		APPROX. LOAD AT SOLID HGT.		NOMINAL FREE LENGTH		SPRING RATE		SOLID HEIGHT		PRICE GROUP		
	MM	IN.	MM	IN.	MM	IN.	MM	IN.	N	LB.	MM	IN.	N/MM	LB/IN.	MM	IN.	Music Wire	302 Stainless*	
																	M	S	
LCM120H 01												12.50	0.492	4.27	24.38	4.700	0.185	F	G
LCM120H 02												15.50	0.610	3.29	18.80	5.380	0.212	F	G
LCM120H 03												19.00	0.748	2.60	14.84	6.170	0.243	F	G
LCM120H 04												22.00	0.866	2.20	12.56	6.860	0.270	F	G
LCM120H 05												25.00	0.984	1.91	10.90	7.520	0.296	F	G
LCM120H 06												30.00	1.181	1.56	8.92	8.660	0.341	G	J
LCM120H 07												35.00	1.378	1.32	7.55	9.800	0.386	G	J
LCM120H 08	15.00	.591	16.00	.630	1.20	.047	11.80	.465	33.40	7.510		40.00	1.575	1.15	6.55	10.950	0.431	G	J
LCM120H 09												45.00	1.772	1.01	5.78	12.070	0.475	J	K
LCM120H 10												50.00	1.969	0.91	5.17	13.210	0.520	J	K
LCM120H 11												55.00	2.165	0.82	4.68	14.350	0.565	J	K
LCM120H 12												60.00	2.362	0.75	4.28	15.470	0.609	J	K
LCM120H 13												65.00	2.559	0.69	3.93	16.610	0.654	J	K
LCM120H 14												70.00	2.756	0.64	3.64	17.750	0.699	K	L
LCM120H 15												80.00	3.150	0.56	3.17	20.020	0.788	K	L
LCM120H 16												90.00	3.543	0.49	2.81	22.280	0.877	K	L
LCM160H 01												15.50	0.610	11.95	68.26	6.960	0.274	F	J
LCM160H 02												19.00	0.748	9.31	53.14	8.050	0.317	F	J
LCM160H 03												22.00	0.866	7.82	44.66	8.890	0.350	F	J
LCM160H 04												25.00	0.984	6.75	38.52	9.880	0.389	G	K
LCM160H 05												30.00	1.181	5.49	31.33	11.400	0.449	G	K
LCM160H 06												35.00	1.378	4.62	26.40	12.950	0.510	G	K
LCM160H 07	15.00	.591	16.00	.630	1.60	.063	11.00	.433	102.00	22.930		40.00	1.575	4.00	22.82	14.480	0.570	J	L
LCM160H 08												45.00	1.772	3.52	20.09	16.000	0.630	J	L
LCM160H 09												50.00	1.969	3.14	17.94	17.550	0.691	J	L
LCM160H 10												55.00	2.165	2.84	16.21	19.080	0.751	J	L
LCM160H 11												60.00	2.362	2.59	14.78	20.600	0.811	J	L
LCM160H 12												65.00	2.559	2.38	13.59	22.150	0.872	L	N
LCM160H 13												70.00	2.756	2.20	12.57	23.670	0.932	L	N
LCM160H 14												80.00	3.150	1.91	10.93	26.750	1.053	M	P
LCM160H 15												90.00	3.543	1.69	9.67	29.790	1.173	M	P
LCM125HK 01†												40.50	1.594	1.73	9.88	6.875	0.271	K	M
LCM125HK 02†												62.00	2.441	1.10	6.28	9.375	0.369	L	N
LCM125HK 03†	17.25	.679	18.20	.717	1.25	.049	14.10	.555	59.22	13.314		94.00	3.701	0.72	4.11	13.125	0.517	L	N
LCM125HK 04†												140.00	5.512	0.47	2.68	18.125	0.714	M	P
LCM125HK 05†												205.00	8.071	0.32	1.85	25.625	1.009	R	S
LCM160HM 01†												34.00	1.339	4.66	26.61	8.800	0.346	K	M
LCM160HM 02†												51.50	2.028	2.96	16.91	12.000	0.472	K	M
LCM160HM 03†	17.60	.693	18.50	.728	1.60	.063	13.70	.539	118.17	26.565		77.50	3.051	1.93	11.02	16.800	0.661	L	N
LCM160HM 04†												110.00	4.331	1.30	7.42	23.200	0.913	M	N
LCM160HM 05†												165.00	6.496	0.88	5.02	32.800	1.291	P	R

COMPRESSION SPRINGS



### SPECIAL INSTRUCTIONS FOR COMPRESSION SERIES

**STOCK NUMBERS:** Add "M" to end of Stock Number for Music Wire; "S" for Type 302 Stainless.

**PRICING:** See Inside Back Cover for up to 199 pricing. To price or order up to 1000 pcs., visit [leespring.com](http://leespring.com); 1000+ pcs. contact Lee Spring.

**CALCULATIONS:** Spring Rate and Load at Solid Hgt. are for Music Wire. For Type 302 multiply figures shown by 5/6 (.833).

\*Note: Type 302 may be substituted with Type 304 at Lee Spring's discretion.

† Indicates DIN Compression Springs meeting the design parameters outlined in Standard DIN 2098.

# COMPRESSION SPRINGS: STANDARD SERIES (METRIC)

ENDS ARE GROUND • Music Wire (Plated) or Stainless Steel (Passivated)

COMPRESSION SPRINGS

LEE STOCK NUMBER	OUTSIDE DIAMETER		TO WORK IN HOLE DIAMETER		NOMINAL WIRE DIAMETER		TO WORK OVER ROD DIAMETER		APPROX. LOAD AT SOLID HGT.		NOMINAL FREE LENGTH		SPRING RATE		SOLID HEIGHT		PRICE GROUP	
	MM	IN.	MM	IN.	MM	IN.	MM	IN.	N	LB.	MM	IN.	N/MM	LB/IN.	MM	IN.	M	S
LCM200HN 01†											30.00	1.181	11.38	64.98	11.000	0.433	K	N
LCM200HN 02†											45.00	1.772	7.23	41.28	15.000	0.591	K	N
LCM200HN 03†	18.00	.709	18.60	.732	2.00	.079	13.40	.528	220.36	49.538	68.00	2.677	4.69	26.78	21.000	0.827	M	R
LCM200HN 04†											98.00	3.858	3.19	18.22	29.000	1.142	N	S
LCM200HN 05†											145.00	5.709	2.15	12.28	41.000	1.614	R	S
LCM140J 01											15.50	0.610	5.46	31.19	4.900	0.193	J	L
LCM140J 02											19.00	0.748	4.28	24.45	5.490	0.216	J	L
LCM140J 03											22.00	0.866	3.61	20.63	5.990	0.236	J	L
LCM140J 04											25.00	0.984	3.12	17.84	6.480	0.255	J	L
LCM140J 05											30.00	1.181	2.55	14.56	7.320	0.288	J	L
LCM140J 06											35.00	1.378	2.15	12.30	8.150	0.321	J	L
LCM140J 07	18.30	.720	19.00	.748	1.40	.055	14.70	.579	57.83	13.000	40.00	1.575	1.87	10.65	8.970	0.353	K	M
LCM140J 08											45.00	1.772	1.64	9.39	9.800	0.386	K	M
LCM140J 09											50.00	1.969	1.47	8.39	10.640	0.419	K	M
LCM140J 10											55.00	2.165	1.33	7.59	11.460	0.451	K	M
LCM140J 11											60.00	2.362	1.21	6.93	12.290	0.484	K	M
LCM140J 12											65.00	2.559	1.12	6.37	13.130	0.517	K	M
LCM140J 13											70.00	2.756	1.03	5.90	13.970	0.550	K	M
LCM140J 14											80.00	3.150	0.90	5.13	15.620	0.615	K	M
LCM200J 01											22.00	0.866	13.83	78.99	9.530	0.375	L	P
LCM200J 02											25.00	0.984	11.86	67.71	10.440	0.411	L	P
LCM200J 03											30.00	1.181	9.58	54.68	11.990	0.472	L	P
LCM200J 04											35.00	1.378	8.03	45.86	13.510	0.532	L	R
LCM200J 05											40.00	1.575	6.92	39.49	15.040	0.592	M	S
LCM200J 06											45.00	1.772	6.07	34.68	16.590	0.653	M	S
LCM200J 07	18.30	.720	19.00	.748	2.00	.079	13.50	.532	172.59	38.800	50.00	1.969	5.41	30.91	18.110	0.713	N	T
LCM200J 08											55.00	2.165	4.88	27.88	19.660	0.774	P	U
LCM200J 09											60.00	2.362	4.45	25.39	21.180	0.834	P	W
LCM200J 10											65.00	2.559	4.08	23.31	22.710	0.894	P	W
LCM200J 11											70.00	2.756	3.77	21.54	24.260	0.955	R	X
LCM200J 12											80.00	3.150	3.28	18.71	27.330	1.076	S	Y
LCM200J 13											90.00	3.543	2.89	16.53	30.380	1.196	T	Z
LCM200J 14											100.00	3.937	2.59	14.81	33.450	1.317	U	AA

### SPECIAL INSTRUCTIONS FOR COMPRESSION SERIES

**STOCK NUMBERS:** Add "M" to end of Stock Number for Music Wire; "S" for Type 302 Stainless.

**PRICING:** See Inside Back Cover for up to 199 pricing. To price or order up to 1000 pcs., visit [leespring.com](http://leespring.com); 1000+ pcs. contact Lee Spring.

**CALCULATIONS:** Spring Rate and Load at Solid Hgt. are for Music Wire. For Type 302 multiply figures shown by 5/6 (.833).

\*Note: Type 302 may be substituted with Type 304 at Lee Spring's discretion.


† Indicates DIN Compression Springs meeting the design parameters outlined in Standard DIN 2098.

# COMPRESSION SPRINGS: STANDARD SERIES (METRIC)

ENDS ARE GROUND • Music Wire (Plated) or Stainless Steel (Passivated)

LEE STOCK NUMBER	OUTSIDE DIAMETER		TO WORK IN HOLE DIAMETER		NOMINAL WIRE DIAMETER		TO WORK OVER ROD DIAMETER		APPROX. LOAD AT SOLID HGT.		NOMINAL FREE LENGTH		SPRING RATE		SOLID HEIGHT		PRICE GROUP	
	MM	IN.	MM	IN.	MM	IN.	MM	IN.	N	LB.	MM	IN.	N/MM	LB/IN.	MM	IN.	Music Wire	302 Stainless*
LCM160K 01†	21.60	.850	22.60	.890	1.60	.063	17.50	.689	94.89	21.332	48.00	1.890	2.38	13.59	8.800	0.346	M	S
LCM160K 02†											73.50	2.894	1.52	8.68	12.000	0.472	P	U
LCM160K 03†	21.60	.850	22.60	.890	1.60	.063	17.50	.689	94.89	21.332	110.00	4.331	1.00	5.71	16.800	0.661	T	X
LCM160K 04†											165.00	6.496	0.67	3.83	23.200	0.913	W	Z
LCM160K 05†	21.60	.850	22.60	.890	1.60	.063	17.50	.689	94.89	21.332	240.00	9.449	0.46	2.63	32.800	1.291	Y	AA
LCM200KK 01†											41.00	1.614	5.83	33.29	11.000	0.433	L	P
LCM200KK 02†	22.00	.866	22.90	.902	2.00	.079	17.10	.673	177.29	39.857	62.00	2.441	3.71	21.18	15.000	0.591	P	U
LCM200KK 03†											94.00	3.701	2.38	13.59	21.000	0.827	S	Y
LCM200KK 04†	22.00	.866	22.90	.902	2.00	.079	17.10	.673	177.29	39.857	135.00	5.315	1.63	9.31	29.000	1.142	U	X
LCM200KK 05†											200.00	7.874	1.10	6.27	41.000	1.614	Y	AA
LCM200LM 01†	27.00	1.063	28.00	1.102	2.00	.079	22.00	.866	142.21	31.971	58.00	2.283	2.98	17.02	11.000	0.433	W	Z
LCM200LM 02†											88.50	3.484	1.89	10.79	15.000	0.591	AA	AD
LCM200LM 03†	27.00	1.063	28.00	1.102	2.00	.079	22.00	.866	142.21	31.971	135.00	5.315	1.23	7.02	21.000	0.827	AC	AG
LCM200LM 04†											195.00	7.677	0.82	4.68	29.000	1.142	AE	AL
LCM200LM 05†	27.00	1.063	28.00	1.102	2.00	.079	22.00	.866	142.21	31.971	290.00	11.417	0.58	3.31	41.000	1.614	AL	AP

COMPRESSION SPRINGS



### SPECIAL INSTRUCTIONS FOR COMPRESSION SERIES

**STOCK NUMBERS:** Add "M" to end of Stock Number for Music Wire; "S" for Type 302 Stainless.

**PRICING:** See Inside Back Cover for up to 199 pricing. To price or order up to 1000 pcs., visit leespring.com; 1000+ pcs. contact Lee Spring.

**CALCULATIONS:** Spring Rate and Load at Solid Hgt. are for Music Wire. For Type 302 multiply figures shown by 5/6 (.833).

\*Note: Type 302 may be substituted with Type 304 at Lee Spring's discretion.

† Indicates DIN Compression Springs meeting the design parameters outlined in Standard DIN 2098.

# THE ONLY NON-METALLIC NON-CORRODING NON-CONTAMINATING SPRING.



## REVOLUTIONARY LeeP™ PLASTIC COMPOSITE SPRINGS.

At last! Compression springs that combine the strength of metal with the special attributes of high-performance thermoplastics. LeeP™ Plastic Composite Springs feature patented designs (US Patent No. 8,939,438 B2) molded in Ultem\* resins. This ground-breaking line meets the needs of applications

such as medical, food-processing, marine, and electronics where non-corroding, high temperature resistant, non-conductive, inert materials are preferred. LeeP springs are stocked in a variety of standard sizes, each in easy-to-identify color-coded strengths. *Call or email us today to learn more.*



\*Trademark of SABIC Innovative Plastics IP BV.



## Compression Springs – Heavy Duty Series

*Durable Springs Manufactured to Perform*



The Lee Spring Heavy Duty Series of compression springs includes a range of large size and high spring rate combinations. Selections are sorted in ascending order to mating hole/bore diameter sizes.

Heavy Duty Series springs are available in Music Wire or Oil Tempered MB and Type 302 Stainless Steel. Springs in this series are pre-set to prevent length loss in operation and shotpeened for added fatigue resistance. The Music Wire/Oil Tempered MB springs are provided with a zinc plating finish for light corrosion resistance. The Type 302 Stainless Steel springs are passivated.

Lee Spring Heavy Duty Series springs feature squared and ground ends. A squared end, also called a closed end, is made by reducing the coil pitch of the ends to zero. Squareness influences how a force produced by the spring can be transferred to adjacent parts. The ground ends provide flat bearing surfaces and additional stability.

Squared and ground ends are particularly useful in applications in which 1) high-duty springs are specified, 2) unusually close tolerances on load or rate are needed, 3) solid height must be minimized, 4) accurate seating and uniform bearing pressures are required and 5) a tendency towards buckling must be reduced.



*Lee Spring can manufacture custom heavy duty compression springs to your specifications. Contact us today!*

# Compression Springs – Heavy Duty Series

## Guide to using tables

COMPRESSION SPRINGS

**Lee Stock Number:**  
Lee Spring Part Number, add suffix M for Music Wire or S for Stainless Steel.

**To Work In Hole Diameter:**  
Suggested minimum hole size if needed for spring containment.

**Approx. Load at Solid Height:**  
The load or force required to bring all coils into contact.

**Spring Rate:**  
Change in load or force per unit of deflection.

**Price Group:**  
Reference for price list. See fold-out section at rear of book.

LEE STOCK NUMBER	OUTSIDE DIAMETER		TO WORK IN HOLE DIAMETER		WIRE DIAMETER		APPROX. LOAD AT SOLID HGT.		FREE LENGTH		SPRING RATE		SOLID HEIGHT		PRICE GROUP	
	IN.	MM	IN.	MM	IN.	MM	LB.	KG	IN.	MM	LB/IN.	KG/MM	IN.	MM	Music Wire	302 Stainless*
LHC 142H 01	1.095	27.81	1.125	28.58	.142	3.61	100.00	45.290	2.000	50.80	115.00	2.050	1.120	28.45	AK	AS
LHC 142H 02									2.188	55.56	100.00	1.783	1.200	30.48	AK	AS
LHC 142H 03									2.500	63.50	88.00	1.569	1.360	34.54	AK	AT
LHC 142H 04									2.750	69.85	78.00	1.391	1.500	38.10	AL	AU
LHC 142H 05									3.313	84.14	64.00	1.410	1.785	45.34	AL	AW
LHC 142H 06									4.000	101.60	53.00	0.945	2.140	54.36	AM	AX
LHC 142H 07									4.500	114.30	46.00	0.820	2.367	60.12	AM	AY
LHC 142H 08									5.000	127.00	39.00	0.710	2.618	66.00	AM	AZ

**Outside Diameter:**  
Spring outer diameter, parts listed in ascending order.

**Wire Diameter:**  
In ascending order of size, within each group of outside diameters.

**Free Length:**  
The overall height of the spring in the unloaded position.

**Solid Height:**  
Length when fully compressed.

### Additional Information

- Load at Solid Height figures are provided for reference only. During the manufacturing process all material and engineering tolerances may result in the number of coils being adjusted to maintain the correct spring rate and therefore affect solid height.
- It is general good practice to avoid compressing springs to their solid height in order to achieve longer life. A guide rod is recommended to prevent buckling of long springs.
- To figure the load at any working length based on nominal free length and spring rate use the formula:  
 $P = R \times F$   
 where P is the load in lbs.; R is the spring rate in lbs per inch; F is the deflection in inches (or free length minus final spring length).

### How to Determine Price

1. Select the spring you want by LEE STOCK NUMBER.
2. Read across to the last column PRICE GROUP to obtain the price code: when applicable, select the price code that corresponds to the material type required.
3. Refer to the PRICE GROUP in the appropriate pricing chart by spring type located in the back of this catalog for pricing up to 199 pieces of an item.
4. Prices subject to change without notice.


**FREE SHIPPING AVAILABLE**  
See Price List in back of catalog for details.

# COMPRESSION SPRINGS: HEAVY DUTY SERIES (INCH)

ENDS ARE GROUND • Music Wire/Oil Tempered MB (Shotpeened, Plated) or Stainless Steel (Shotpeened, Passivated)

LEE STOCK NUMBER	OUTSIDE DIAMETER		TO WORK IN HOLE DIAMETER		WIRE DIAMETER		APPROX. LOAD AT SOLID HGT.		FREE LENGTH		SPRING RATE		SOLID HEIGHT		PRICE GROUP	
	IN.	MM	IN.	MM	IN.	MM	LB.	KG	IN.	MM	LB./IN.	KG/MM	IN.	MM	Music Wire	302 Stainless*
															M	S
LHC 142H 01	1.095	27.81	1.125	28.58	.142	3.61	100.00	45.290	2.000	50.80	115.00	2.050	1.120	28.45	AK	AS
LHC 142H 02									2.188	55.56	100.00	1.783	1.200	30.48	AK	AS
LHC 142H 03									2.500	63.50	88.00	1.569	1.360	34.54	AK	AT
LHC 142H 04									2.750	69.85	78.00	1.391	1.500	38.10	AL	AU
LHC 142H 05									3.313	84.14	64.00	1.410	1.785	45.34	AL	AW
LHC 142H 06									4.000	101.60	53.00	0.945	2.140	54.36	AM	AX
LHC 142H 07									4.500	114.30	46.00	0.820	2.367	60.12	AM	AY
LHC 142H 08									5.000	127.00	42.00	0.749	2.640	67.06	AM	AZ
LHC 142J 0	1.095	27.81	1.125	28.58	.142	3.61	120.00	54.348	1.750	44.45	150.00	2.679	0.943	23.95	AK	AR
LHC 142J 01									2.000	50.80	129.00	2.300	1.060	26.92	AK	AR
LHC 142J 02									2.250	57.15	111.00	1.979	1.170	29.72	AK	AS
LHC 142J 03									2.500	63.50	98.00	1.747	1.285	32.64	AK	AT
LHC 142J 04									2.750	69.85	88.00	1.569	1.400	35.56	AK	AU
LHC 142J 05									3.000	76.20	80.00	1.426	1.510	38.35	AL	AW
LHC 142J 06									3.500	88.90	67.00	1.195	1.720	43.69	AL	AX
LHC 142J 07									4.000	101.60	59.00	1.052	1.950	49.53	AL	AY
LHC 142J 08									4.500	114.30	51.00	0.909	2.164	54.97	AM	AZ
LHC 142J 09	5.000	127.00	46.00	0.820	2.420	61.47	AM	AZA								
LHC 148J 0	1.095	27.81	1.125	28.58	.148	3.76	135.00	61.236	1.750	44.45	175.00	3.125	1.000	25.40	AK	AT
LHC 148J 01									2.000	50.80	149.30	2.666	1.125	28.58	AK	AT
LHC 148J 02									2.250	57.15	130.20	2.325	1.240	31.50	AK	AU
LHC 148J 03									2.500	63.50	115.45	2.062	1.360	34.54	AL	AW
LHC 148J 04									2.750	69.85	103.69	1.852	1.475	37.46	AL	AX
LHC 148J 05									3.000	76.20	94.10	1.680	1.595	40.51	AM	AY
LHC 148J 06									3.500	88.90	79.42	1.418	1.830	46.48	AM	AZ
LHC 148J 07									4.000	101.60	68.70	1.227	2.070	52.58	AM	AZA
LHC 148J 08									4.500	114.30	60.52	1.081	2.305	58.55	AN	AZB
LHC 148J 09	5.000	127.00	54.10	0.966	2.540	64.52	AN	AZC								
LHC 148M 00	1.218	30.94	1.250	31.75	.148	3.76	120.40	54.613	0.875	22.23	352.00	6.286	0.549	13.94	AE	AN
LHC 148M 0A									1.000	25.40	289.50	5.170	0.601	15.27	AG	AO
LHC 148M 0B									1.250	31.75	213.50	3.813	0.707	17.95	AG	AO
LHC 148M 0C									1.500	38.10	169.50	3.027	0.811	20.60	AJ	AR
LHC 148M 0D									2.000	50.80	119.50	2.134	1.023	25.99	AJ	AR
LHC 148M 01									2.250	57.15	104.00	1.857	1.128	28.64	AK	AZA
LHC 148M 02									2.500	63.50	92.50	1.652	1.233	31.32	AL	AZA
LHC 148M 03									3.000	76.20	75.40	1.346	1.444	36.67	AL	AZA
LHC 148M 04									3.500	88.90	63.60	1.136	1.654	42.01	AM	AZB
LHC 148M 05									3.750	95.25	59.00	1.054	1.759	44.69	AM	AZB
LHC 148M 06	4.000	101.60	55.00	0.982	1.865	47.36	AM	AZB								
LHC 148M 07	4.500	114.30	48.50	0.866	2.075	52.71	AO	AZD								
LHC 148M 08	5.000	127.00	43.30	0.773	2.286	58.06	AO	AZE								
LHC 148M 09	5.500	139.70	39.20	0.700	2.496	63.41	AP	AZE								
LHC 148M 10	6.000	152.40	35.70	0.638	2.707	68.75	AP	AZF								

COMPRESSION SPRINGS



### SPECIAL INSTRUCTIONS FOR HEAVY DUTY COMPRESSION SERIES

**STOCK NUMBERS:** Add "M" to end of Stock Number for Music Wire; "S" for Type 302 Stainless.

**PRICING:** See Inside Back Cover for up to 199 pricing. To price or order up to 1000 pcs., visit leespring.com; 1000+ pcs. contact Lee Spring.

**CALCULATIONS:** Spring Rate and Load at Solid Hgt. are for Music Wire. For Type 302 Stainless, multiply figures shown by (.870).

\*Note: Type 302 may be substituted with Type 304 at Lee Spring's discretion.

# COMPRESSION SPRINGS: HEAVY DUTY SERIES (INCH)

ENDS ARE GROUND • Music Wire/Oil Tempered MB (Shotpeened, Plated) or Stainless Steel (Shotpeened, Passivated)

COMPRESSION SPRINGS

LEE STOCK NUMBER	OUTSIDE DIAMETER		TO WORK IN HOLE DIAMETER		WIRE DIAMETER		APPROX. LOAD AT SOLID HGT.		FREE LENGTH		SPRING RATE		SOLID HEIGHT		PRICE GROUP	
	IN.	MM	IN.	MM	IN.	MM	LB.	KG	IN.	MM	LB/IN.	KG/MM	IN.	MM	M	S
LHC 156M 01	1.218	30.94	1.250	31.75	.156	3.96	140.00	63.406	2.250	57.15	130.00	2.318	1.165	29.59	AK	AZA
LHC 156M 02									2.500	63.50	113.00	2.015	1.293	32.84	AL	AZA
LHC 156M 03									3.000	76.20	93.00	1.658	1.504	38.20	AL	AZC
LHC 156M 04									3.500	88.90	78.00	1.391	1.735	44.07	AM	AZD
LHC 156M 05									3.750	95.25	72.00	1.284	1.852	47.04	AM	AZE
LHC 156M 06									4.000	101.60	68.00	1.212	1.950	49.53	AM	AZF
LHC 156M 07									4.500	114.30	60.00	1.070	2.165	54.99	AO	AZF
LHC 156M 08									5.000	127.00	53.00	0.945	2.404	61.06	AO	AZF
LHC 156M 09									5.500	139.70	48.00	0.857	2.683	68.14	AP	AZF
LHC 156M 10									6.000	152.40	44.00	0.786	2.910	73.93	AR	AZG
LHC 162N 0A	1.218	30.94	1.250	31.75	.162	4.11	160.00	72.464	1.000	25.40	428.50	7.652	0.661	16.79	AL	AZC
LHC 162N 0B									1.500	38.10	246.50	4.402	0.903	22.93	AL	AZC
LHC 162N 0C									2.000	50.80	173.00	3.089	1.145	29.07	AL	AZC
LHC 162N 0									2.250	57.15	150.50	2.688	1.250	31.75	AL	AZC
LHC 162N 01									2.500	63.50	133.00	2.371	1.348	34.24	AL	AZC
LHC 162N 02									3.000	76.20	110.00	1.961	1.562	39.67	AL	AZD
LHC 162N 03									3.500	88.90	91.00	1.622	1.821	46.25	AM	AZD
LHC 162N 04									3.750	95.25	85.00	1.516	1.926	48.92	AN	AZF
LHC 162N 05									4.000	101.60	79.00	1.409	2.048	52.02	AN	AZF
LHC 162N 06									4.500	114.30	70.00	1.248	2.270	57.66	AO	AZF
LHC 162N 07	5.000	127.00	63.00	1.123	2.485	63.12	AO	AZG								
LHC 162N 08	5.250	133.35	60.00	1.070	2.594	65.89	AP	AZH								
LHC 162N 09	5.500	139.70	56.00	1.000	2.780	70.61	AR	AZJ								
LHC 162N 10	6.000	152.40	51.08	0.912	3.015	76.58	AS	AZK								
LHC 177N 01	1.218	30.94	1.250	31.75	.177	4.50	175.00	79.370	1.500	38.10	353.00	6.304	1.011	25.67	AL	AZB
LHC 177N 02									2.000	50.80	245.80	4.389	1.292	32.82	AL	AZB
LHC 177N 03									2.500	63.50	188.50	3.366	1.574	39.99	AL	AZD
LHC 177N 04									3.000	76.20	152.90	2.730	1.856	47.14	AM	AZE
LHC 177N 05									3.500	88.90	128.60	2.297	2.138	54.30	AN	AZF
LHC 177N 06									4.000	101.60	110.90	1.980	2.421	61.48	AO	AZF
LHC 177N 07									4.500	114.30	97.60	1.743	2.701	68.60	AO	AZG
LHC 177N 08									5.000	127.00	87.10	1.555	2.982	75.75	AP	AZH
LHC 192N 01	1.218	30.94	1.250	31.75	.192	4.88	216.00	97.960	1.500	38.10	516.10	9.216	1.089	27.65	AM	AZC
LHC 192N 02									2.000	50.80	356.40	6.365	1.399	35.54	AM	AZD
LHC 192N 03									2.500	63.50	272.20	4.861	1.710	43.42	AN	AZE
LHC 192N 04									3.000	76.20	220.20	3.932	2.020	51.31	AN	AZE
LHC 192N 05									3.500	88.90	184.80	3.300	2.331	59.21	AP	AZE
LHC 192N 06									4.000	101.60	159.30	2.845	2.641	67.08	AP	AZF
LHC 192N 07									4.500	114.30	139.90	2.498	2.952	74.99	AS	AZG
LHC 192N 08									5.000	127.00	124.80	2.229	3.262	82.85	AT	AZJ

### SPECIAL INSTRUCTIONS FOR HEAVY DUTY COMPRESSION SERIES

**STOCK NUMBERS:** Add "M" to end of Stock Number for Music Wire; "S" for Type 302 Stainless.

**PRICING:** See Inside Back Cover for up to 199 pricing. To price or order up to 1000 pcs., visit [leespring.com](http://leespring.com); 1000+ pcs. contact Lee Spring.

**CALCULATIONS:** Spring Rate and Load at Solid Hgt. are for Music Wire. For Type 302 Stainless, multiply figures shown by (.870).

\*Note: Type 302 may be substituted with Type 304 at Lee Spring's discretion.

# COMPRESSION SPRINGS: HEAVY DUTY SERIES (INCH)

ENDS ARE GROUND • Music Wire/Oil Tempered MB (Shotpeened, Plated) or Stainless Steel (Shotpeened, Passivated)

LEE STOCK NUMBER	OUTSIDE DIAMETER		TO WORK IN HOLE DIAMETER		WIRE DIAMETER		APPROX. LOAD AT SOLID HGT.		FREE LENGTH		SPRING RATE		SOLID HEIGHT		PRICE GROUP	
	IN.	MM	IN.	MM	IN.	MM	LB.	KG	IN.	MM	LB./IN.	KG/MM	IN.	MM	Music Wire	302 Stainless*
															M	S
LHC 207N 01	1.218	30.94	1.250	31.75	.207	5.26	252.50	114.510	2.000	50.80	504.80	9.015	1.505	38.23	AP	AZJ
LHC 207N 02									2.500	63.50	383.80	6.854	1.845	46.87	AP	AZK
LHC 207N 03									3.000	76.20	309.60	5.529	2.185	55.51	AS	AZK
LHC 207N 04									3.500	88.90	259.40	4.632	2.526	64.15	AT	AZM
LHC 207N 05									4.000	101.60	223.20	3.986	2.866	72.80	AU	AZM
LHC 207N 06									4.500	114.30	195.90	3.498	3.206	81.44	AX	AZO
LHC 207N 07									5.000	127.00	174.60	3.118	3.545	90.05	AY	AZP
LHC 162P 0	1.400	35.56	1.437	36.50	.162	4.11	140.00	63.406	2.250	57.15	116.00	2.072	1.075	27.31	AL	AZC
LHC 162P 01									2.500	63.50	102.67	1.833	1.170	29.72	AL	AZC
LHC 162P 02									3.000	76.20	83.50	1.491	1.360	34.54	AL	AZD
LHC 162P 03									3.500	88.90	70.34	1.256	1.550	39.37	AM	AZE
LHC 162P 04									4.000	101.60	60.78	1.085	1.740	44.20	AM	AZF
LHC 162P 05									4.250	107.95	56.90	1.016	1.830	46.48	AO	AZF
LHC 162P 06									4.500	114.30	53.50	0.955	1.925	48.90	AO	AZF
LHC 162P 07									5.000	127.00	47.78	0.853	2.115	53.72	AP	AZG
LHC 162P 08	5.250	133.35	45.35	0.810	2.210	56.13	AP	AZH								
LHC 177P 0	1.400	35.56	1.437	36.50	.177	4.50	180.00	81.522	2.250	57.15	168.82	3.015	1.185	30.10	AL	AZE
LHC 177P 01									2.500	63.50	149.00	2.657	1.295	32.89	AL	AZE
LHC 177P 02									3.000	76.20	120.00	2.140	1.508	38.30	AM	AZF
LHC 177P 03									3.500	88.90	100.00	1.783	1.720	43.69	AO	AZF
LHC 177P 04									4.000	101.60	87.00	1.551	1.930	49.02	AP	AZG
LHC 177P 05									4.250	107.95	81.00	1.444	2.039	51.79	AP	AZH
LHC 177P 06									4.500	114.30	76.00	1.355	2.151	54.64	AR	AZH
LHC 177P 07									5.000	127.00	69.00	1.230	2.360	59.94	AS	AZJ
LHC 177P 08	5.250	133.35	65.00	1.159	2.480	62.99	AT	AZK								
LHC 148R 01	1.460	37.08	1.500	38.10	.148	3.76	91.68	41.590	1.500	38.10	113.70	2.030	0.714	18.14	AK	AT
LHC 148R 02									2.000	50.80	80.30	1.434	0.885	22.47	AK	AX
LHC 148R 03									2.500	63.50	62.10	1.109	1.055	26.79	AL	AX
LHC 148R 04									3.000	76.20	50.60	0.904	1.225	31.11	AL	AY
LHC 148R 05									3.500	88.90	42.70	0.763	1.395	35.44	AM	AZ
LHC 148R 06									4.000	101.60	37.00	0.661	1.563	39.70	AM	AZB
LHC 162R 01	1.460	37.08	1.500	38.10	.162	4.11	115.00	52.150	1.500	38.10	162.40	2.900	0.799	20.29	AL	AZC
LHC 162R 02									2.000	50.80	114.00	2.036	0.996	25.31	AL	AZC
LHC 162R 03									2.500	63.50	87.80	1.568	1.194	30.33	AL	AZC
LHC 162R 04									3.000	76.20	71.40	1.275	1.392	35.35	AL	AZD
LHC 162R 05									3.500	88.90	60.10	1.073	1.591	40.40	AM	AZD
LHC 162R 06									4.000	101.60	52.00	0.929	1.786	45.38	AM	AZF
LHC 162R 07									4.500	114.30	45.70	0.816	1.987	50.46	AO	AZF
LHC 162R 08									5.000	127.00	40.80	0.729	2.185	55.51	AP	AZG

COMPRESSION SPRINGS



### SPECIAL INSTRUCTIONS FOR HEAVY DUTY COMPRESSION SERIES

**STOCK NUMBERS:** Add "M" to end of Stock Number for Music Wire; "S" for Type 302 Stainless.

**PRICING:** See Inside Back Cover for up to 199 pricing. To price or order up to 1000 pcs., visit [leespring.com](http://leespring.com); 1000+ pcs. contact Lee Spring.

**CALCULATIONS:** Spring Rate and Load at Solid Hgt. are for Music Wire. For Type 302 Stainless, multiply figures shown by (.870).

\*Note: Type 302 may be substituted with Type 304 at Lee Spring's discretion.

# COMPRESSION SPRINGS: HEAVY DUTY SERIES (INCH)

ENDS ARE GROUND • Music Wire/Oil Tempered MB (Shotpeened, Plated) or Stainless Steel (Shotpeened, Passivated)

COMPRESSION SPRINGS

LEE STOCK NUMBER	OUTSIDE DIAMETER		TO WORK IN HOLE DIAMETER		WIRE DIAMETER		APPROX. LOAD AT SOLID HGT.		FREE LENGTH		SPRING RATE		SOLID HEIGHT		PRICE GROUP	
	IN.	MM	IN.	MM	IN.	MM	LB.	KG	IN.	MM	LB/IN.	KG/MM	IN.	MM	M	S
LHC 187R 01	1.460	37.08	1.500	38.10	.187	4.75	200.00	90.580	2.500	63.50	168.00	2.996	1.337	33.96	AM	AZF
LHC 187R 02									3.000	76.20	138.00	2.461	1.546	39.27	AO	AZG
LHC 187R 03									3.500	88.90	116.00	2.068	1.769	44.93	AO	AZH
LHC 187R 04									4.000	101.60	99.00	1.765	2.008	51.00	AR	AZJ
LHC 187R 05									4.250	107.95	92.00	1.640	2.131	54.13	AR	AZK
LHC 187R 06									4.500	114.30	86.00	1.533	2.255	57.28	AS	AZL
LHC 187R 07									5.000	127.00	77.00	1.373	2.474	62.84	AU	AZL
LHC 187R 08									5.250	133.35	73.00	1.302	2.590	65.79	AU	AZL
LHC 207S 01	1.580	40.13	1.625	41.28	.207	5.26	230.00	104.167	2.500	63.50	210.00	3.744	1.420	36.07	AR	AZM
LHC 207S 02									3.000	76.20	170.00	3.031	1.656	42.06	AT	AZM
LHC 207S 03									3.500	88.90	142.00	2.532	1.900	48.26	AU	AZN
LHC 207S 04									4.000	101.60	121.00	2.158	2.159	54.84	AX	AZN
LHC 207S 05									4.500	114.30	107.00	1.908	2.386	60.60	AY	AZO
LHC 207S 06									5.000	127.00	95.00	1.694	2.635	66.93	AZ	AZP
LHC 207S 07									5.500	139.70	86.00	1.533	2.806	71.27	AZA	AZQ
LHC 207S 08									6.000	152.40	79.00	1.409	3.086	78.38	AZB	AZR
LHC 148T 01	1.687	42.85	1.750	44.45	.148	3.76	79.93	36.256	1.500	38.10	89.70	1.602	0.626	15.91	AK	AU
LHC 148T 02									2.000	50.80	63.40	1.132	0.760	19.30	AK	AY
LHC 148T 03									2.500	63.50	49.00	0.875	0.894	22.70	AL	AY
LHC 148T 04									3.000	76.20	39.90	0.713	1.028	26.11	AL	AZ
LHC 148T 05									3.500	88.90	33.70	0.602	1.161	29.48	AM	AZA
LHC 148T 06									4.000	101.60	29.10	0.520	1.296	32.92	AM	AZB
LHC 148T 07									4.500	114.30	25.70	0.459	1.427	36.25	AN	AZB
LHC 148T 08									5.000	127.00	22.90	0.409	1.564	39.74	AO	AZC
LHC 162T 01	1.687	42.85	1.750	44.45	.162	4.11	100.71	45.682	1.500	38.10	125.80	2.247	0.704	17.88	AL	AZC
LHC 162T 02									2.000	50.80	88.20	1.575	0.862	21.89	AL	AZC
LHC 162T 03									2.500	63.50	68.00	1.214	1.019	25.88	AL	AZC
LHC 162T 04									3.000	76.20	55.30	0.988	1.176	29.87	AL	AZD
LHC 162T 05									3.500	88.90	46.60	0.832	1.333	33.87	AM	AZE
LHC 162T 06									4.000	101.60	40.20	0.718	1.492	37.91	AM	AZF
LHC 162T 07									4.500	114.30	35.40	0.632	1.650	41.90	AO	AZF
LHC 162T 08									5.000	127.00	31.60	0.564	1.808	45.92	AR	AZG
LHC 177T 01	1.687	42.85	1.750	44.45	.177	4.50	128.00	58.050	1.500	38.10	177.70	3.173	0.785	19.94	AM	AZE
LHC 177T 02									2.000	50.80	123.70	2.209	0.969	24.60	AM	AZE
LHC 177T 03									2.500	63.50	94.90	1.695	1.152	29.26	AM	AZE
LHC 177T 04									3.000	76.20	76.90	1.373	1.336	33.94	AM	AZF
LHC 177T 05									3.500	88.90	64.70	1.155	1.519	38.59	AN	AZG
LHC 177T 06									4.000	101.60	55.80	0.996	1.704	43.27	AN	AZH
LHC 177T 07									4.500	114.30	49.10	0.877	1.886	47.91	AP	AZH
LHC 177T 08									5.000	127.00	43.80	0.782	2.070	52.59	AR	AZJ

### SPECIAL INSTRUCTIONS FOR HEAVY DUTY COMPRESSION SERIES

**STOCK NUMBERS:** Add "M" to end of Stock Number for Music Wire; "S" for Type 302 Stainless.

**PRICING:** See Inside Back Cover for up to 199 pricing. To price or order up to 1000 pcs., visit leespring.com; 1000+ pcs. contact Lee Spring.

**CALCULATIONS:** Spring Rate and Load at Solid Hgt. are for Music Wire. For Type 302 Stainless, multiply figures shown by (.870).

\*Note: Type 302 may be substituted with Type 304 at Lee Spring's discretion.



# COMPRESSION SPRINGS: HEAVY DUTY SERIES (INCH)

ENDS ARE GROUND • Music Wire/Oil Tempered MB (Shotpeened, Plated) or Stainless Steel (Shotpeened, Passivated)

LEE STOCK NUMBER	OUTSIDE DIAMETER		TO WORK IN HOLE DIAMETER		WIRE DIAMETER		APPROX. LOAD AT SOLID HGT.		FREE LENGTH		SPRING RATE		SOLID HEIGHT		PRICE GROUP	
	IN.	MM	IN.	MM	IN.	MM	LB.	KG	IN.	MM	LB./IN.	KG/MM	IN.	MM	Music Wire	302 Stainless*
															M	S
LHC 192T 01	1.687	42.85	1.750	44.45	.192	4.88	159.00	72.110	1.500	38.10	247.40	4.418	0.863	21.92	AO	AZD
LHC 192T 02									2.000	50.80	170.90	3.052	1.072	27.23	AO	AZF
LHC 192T 03									2.500	63.50	130.50	2.330	1.281	32.55	AR	AZJ
LHC 192T 04									3.000	76.20	105.60	1.886	1.490	37.86	AS	AZJ
LHC 192T 05									3.500	88.90	88.60	1.582	1.700	43.19	AU	AZJ
LHC 192T 06									4.000	101.60	76.40	1.364	1.909	48.48	AW	AZK
LHC 192T 07									4.500	114.30	67.10	1.198	2.119	53.81	AX	AZL
LHC 192T 08									5.000	127.00	59.80	1.068	2.329	59.16	AY	AZN
LHC 218T 01	1.687	42.85	1.750	44.45	.218	5.54	250.00	113.230	2.500	63.50	228.00	4.065	1.415	25.94	AT	AZM
LHC 218T 02									3.000	76.20	181.00	3.227	1.668	42.37	AU	AZM
LHC 218T 03									3.500	88.90	152.00	2.710	1.903	48.34	AX	AZN
LHC 218T 04									4.000	101.60	130.00	2.318	2.152	54.66	AY	AZO
LHC 218T 05									4.500	114.30	114.00	2.033	2.387	60.63	AZ	AZP
LHC 218T 06									5.000	127.00	102.00	1.819	2.625	66.68	AZA	AZQ
LHC 218T 07									5.500	139.70	91.00	1.622	2.889	73.38	AZB	AZR
LHC 218T 08									6.000	152.40	84.00	1.498	3.093	78.56	AZC	AZR
LHC 234T 01	1.687	42.85	1.750	44.45	.234	5.94	300.70	136.398	2.500	63.50	309.80	5.532	1.529	38.85	AW	AZN
LHC 234T 02									3.000	76.20	248.60	4.439	1.791	45.48	AX	AZN
LHC 234T 03									3.500	88.90	207.60	3.707	2.052	52.11	AZ	AZO
LHC 234T 04									4.000	101.60	178.20	3.182	2.313	58.75	AZA	AZP
LHC 234T 05									4.500	114.30	156.10	2.788	2.574	65.38	AZB	AZR
LHC 234T 06									5.000	127.00	138.90	2.480	2.835	72.01	AZC	AZS
LHC 234T 07									5.500	139.70	125.10	2.234	3.096	78.65	AZD	AZT
LHC 234T 08									6.000	152.40	113.80	2.032	3.357	85.28	AZE	AZT
LHC 148U 01	1.937	49.20	2.000	50.80	.148	3.76	70.06	31.780	2.000	50.80	51.60	0.921	0.661	16.78	AN	AZ
LHC 148U 02									2.500	63.50	39.90	0.713	0.765	19.43	AN	AZA
LHC 148U 03									3.000	76.20	32.50	0.580	0.870	22.09	AP	AZB
LHC 148U 04									3.500	88.90	27.40	0.489	0.975	24.77	AR	AZC
LHC 148U 05									4.000	101.60	23.70	0.423	1.080	27.42	AS	AZD
LHC 148U 06									4.500	114.30	20.90	0.373	1.183	30.06	AT	AZE
LHC 148U 07									5.000	127.00	18.70	0.334	1.287	32.69	AU	AZF
LHC 148U 08									5.500	139.70	16.90	0.302	1.391	35.34	AW	AZG
LHC 162U 01	1.937	49.20	2.000	50.80	.162	4.11	89.97	40.810	2.000	50.80	70.80	1.264	0.751	19.07	AR	AZD
LHC 162U 02									2.500	63.50	54.50	0.973	0.876	22.24	AU	AZE
LHC 162U 03									3.000	76.20	44.30	0.791	1.001	25.41	AW	AZF
LHC 162U 04									3.500	88.90	37.40	0.668	1.124	28.54	AX	AZG
LHC 162U 05									4.000	101.60	32.30	0.577	1.248	31.71	AY	AZH
LHC 162U 06									4.500	114.30	28.40	0.507	1.374	34.90	AY	AZH
LHC 162U 07									5.000	127.00	25.40	0.454	1.497	38.02	AZ	AZJ
LHC 162U 08									5.500	139.70	22.90	0.409	1.624	41.24	AZA	AZK

COMPRESSION SPRINGS



### SPECIAL INSTRUCTIONS FOR HEAVY DUTY COMPRESSION SERIES

**STOCK NUMBERS:** Add "M" to end of Stock Number for Music Wire; "S" for Type 302 Stainless.

**PRICING:** See Inside Back Cover for up to 199 pricing. To price or order up to 1000 pcs., visit [leespring.com](http://leespring.com); 1000+ pcs. contact Lee Spring.

**CALCULATIONS:** Spring Rate and Load at Solid Hgt. are for Music Wire. For Type 302 Stainless, multiply figures shown by (.870).

\*Note: Type 302 may be substituted with Type 304 at Lee Spring's discretion.

# COMPRESSION SPRINGS: HEAVY DUTY SERIES (INCH)

ENDS ARE GROUND • Music Wire/Oil Tempered MB (Shotpeened, Plated) or Stainless Steel (Shotpeened, Passivated)

COMPRESSION SPRINGS

LEE STOCK NUMBER	OUTSIDE DIAMETER		TO WORK IN HOLE DIAMETER		WIRE DIAMETER		APPROX. LOAD AT SOLID HGT.		FREE LENGTH		SPRING RATE		SOLID HEIGHT		PRICE GROUP	
	IN.	MM	IN.	MM	IN.	MM	LB.	KG	IN.	MM	LB/IN.	KG/MM	IN.	MM	Music Wire	302 Stainless*
LHC 177U 01	1.937	49.20	2.000	50.80	.177	4.50	114.97	52.150	2.500	63.50	74.90	1.338	0.995	25.26	AS	AZE
LHC 177U 02									3.000	76.20	60.80	1.086	1.141	28.97	AU	AZF
LHC 177U 03									3.500	88.90	51.10	0.913	1.288	32.71	AW	AZG
LHC 177U 04									4.000	101.60	44.10	0.788	1.434	36.44	AY	AZH
LHC 177U 05									4.500	114.30	38.80	0.693	1.581	40.15	AZ	AZJ
LHC 177U 06									5.000	127.00	34.60	0.618	1.728	43.90	AZA	AZK
LHC 177U 07									5.500	139.70	31.20	0.557	1.877	47.67	AZB	AZL
LHC 177U 08									6.000	152.40	28.50	0.509	2.020	51.31	AZC	AZM
LHC 192U 01	1.937	49.20	2.000	50.80	.192	4.88	143.89	65.269	2.500	63.50	101.40	1.811	1.113	28.26	AX	AZH
LHC 192U 02									3.000	76.20	82.00	1.464	1.282	32.57	AX	AZJ
LHC 192U 03									3.500	88.90	68.80	1.229	1.452	36.89	AY	AZK
LHC 192U 04									4.000	101.60	59.30	1.059	1.622	41.19	AZA	AZL
LHC 192U 05									4.500	114.30	52.10	0.930	1.791	45.49	AZB	AZL
LHC 192U 06									5.000	127.00	46.50	0.830	1.959	49.76	AZC	AZN
LHC 192U 07									5.500	139.70	41.90	0.748	2.131	54.12	AZD	AZO
LHC 192U 08									6.000	152.40	38.20	0.682	2.299	58.39	AZE	AZP
LHC 207U 01	1.937	49.20	2.000	50.80	.207	5.26	200.00	90.720	2.500	63.50	146.50	2.615	1.134	28.82	AU	AZM
LHC 207U 02									3.000	76.20	118.10	2.110	1.307	33.20	AX	AZM
LHC 207U 03									3.500	88.90	99.00	1.768	1.480	37.59	AY	AZN
LHC 207U 04									4.000	101.60	85.20	1.521	1.653	41.97	AZA	AZO
LHC 207U 05									4.500	114.30	74.80	1.335	1.825	46.36	AZB	AZP
LHC 207U 06									5.000	127.00	66.60	1.190	1.998	50.75	AZC	AZQ
LHC 207U 07									5.500	139.70	60.10	1.073	2.171	55.13	AZD	AZR
LHC 207U 08									6.000	152.40	54.70	0.977	2.343	59.52	AZE	AZR
LHC 250U 01	1.937	49.20	2.000	50.80	.250	6.35	300.59	136.348	2.500	63.50	296.50	5.295	1.486	37.75	AY	AZR
LHC 250U 02									3.000	76.20	237.20	4.236	1.733	44.01	AZ	AZR
LHC 250U 03									3.500	88.90	197.70	3.531	1.979	50.27	AZB	AZS
LHC 250U 04									4.000	101.60	169.40	3.025	2.226	56.54	AZC	AZS
LHC 250U 05									4.500	114.30	148.20	2.647	2.472	62.80	AZD	AZS
LHC 250U 06									5.000	127.00	131.80	2.354	2.719	69.06	AZE	AZT
LHC 250U 07									5.500	139.70	118.60	2.118	2.965	75.32	AZF	AZT
LHC 250U 08									6.000	152.40	107.81	1.925	3.212	81.59	AZG	AZT

### SPECIAL INSTRUCTIONS FOR HEAVY DUTY COMPRESSION SERIES

**STOCK NUMBERS:** Add "M" to end of Stock Number for Music Wire; "S" for Type 302 Stainless.

**PRICING:** See Inside Back Cover for up to 199 pricing. To price or order up to 1000 pcs., visit [leespring.com](http://leespring.com); 1000+ pcs. contact Lee Spring.

**CALCULATIONS:** Spring Rate and Load at Solid Hgt. are for Music Wire. For Type 302 Stainless, multiply figures shown by (.870).

\*Note: Type 302 may be substituted with Type 304 at Lee Spring's discretion.

# High Pressure Compression Series

*High Spring Rates in a Narrow Profile*



High Pressure Compression Springs are a series of slender low index compression springs with relatively high pressure ratings compared to standard compression springs.

Designed to fit in small holes from 1/8" to 2" and preset to solid height. The High Pressure Series is made of 17-7 Stainless Steel with precipitation hardening heat treatment, shot peened and passivated.

### Same Pressure in a Narrow Profile



### High Load Capacities and Rated to Four Pressures



### How Pressure Rating For LHP Series Would Be Used

The pressure rating assigned to each item of the High Pressure Series is a selection parameter to assist in meeting qualitative requirements or quantitative requirements.

### Applications

LHP series springs are ideal for high working loads in short deflections, for example safety relief valves and check valves in fluid power applications, ball plungers, electrical contacts, switches, vise clamps, quick change tools, toys, and production line fittings or accessories.

COMPRESSION SPRINGS



*Lee Spring can manufacture custom high pressure compression springs to your specifications. Contact us today!*

# High Pressure Compression Series

## Guide to using tables

COMPRESSION SPRINGS

- Lee Stock Number:** Lee Spring Part Number.
- To Work in Hole Diameter:** Suggested minimum hole size if needed for spring containment.
- Wire Diameter:** In ascending order of size, within each group of outside diameters.
- Approx. Load at Solid Height:** The load or force required to bring all coils into contact.
- Spring Rate:** Change in load or force per unit of deflection.
- Price Group:** Reference for price list. See fold-out section at rear of book.

LEE STOCK NUMBER	OUTSIDE DIAMETER		TO WORK IN HOLE DIAMETER		TO WORK OVER ROD DIAMETER		WIRE DIAMETER		PRESSURE @ 80% DEFLECTION		APPROX. LOAD AT SOLID HGT.		FREE LENGTH		SPRING RATE		SOLID HEIGHT		PRICE GROUP
	IN.	MM	IN.	MM	IN.	MM	IN.	MM	PSI	kPa	LB.	KG	IN.	MM	LB/IN.	KG/MM	IN.	MM	
LHP 020A 01S	0.120	3.05	0.125	3.18	0.063	1.59	0.020	0.51	300	2068	4.59	2.082	0.250	6.35	42.87	0.766	0.143	3.63	T
LHP 020A 02S													0.375	9.53	26.87	0.480	0.204	5.18	T
LHP 020A 03S													0.500	12.70	19.57	0.349	0.265	6.73	T
LHP 020A 04S													0.750	19.05	12.68	0.226	0.388	9.86	T
LHP 020A 05S													1.000	25.40	9.38	0.168	0.510	12.95	T
LHP 020A 06S													1.250	31.75	7.44	0.133	0.632	16.05	U

- Outside Diameter:** Spring outer diameter, parts listed in ascending order.
- To Work Over Rod Diameter:** Suggested maximum rod size if needed to guide the inside of the spring.
- Pressure @ 80% Deflection:** The nominal pressure occurring at 80% of total available deflection.
- Free Length:** The overall height of a spring in the unloaded position.
- Solid Height:** Length when fully compressed.

### RELATIONSHIP TO FLUID PRESSURE

The pressure ratings used for High Pressure Series springs have no **direct** relationship with "pressure" as traditionally used in the fluid power industry, although indirectly the pressure ratings are conceptually equivalent.

Fluid pressure would be the result of a spring force acting over the specific area exposed to the fluid and would depend on other application components such as the valve face or the piston head.

### PRESSURE CALCULATION EXAMPLE

Catalog spring **LHP 072E 04S** has the following characteristics:

- Nominal Hole:** 0.375 inch
- Free Length:** 1.000 inch
- Solid Height:** 0.673 inch
- Spring Rate:** 210.75 lbs/inch

- The maximum recommended pressure for this spring will occur when the spring is at **80%** of **maximum available deflection** (it is not generally recommended to use a compression spring all the way down to solid height).
- The **maximum available deflection** is the difference between the Free Length (1.000) and the Solid Height (0.673) or 1.000 – 0.673 = 0.327 inch.
- 80% of that would be 0.327 x 80% = 0.262 inch.
- The calculated load at this deflection would be the deflection (0.262) times the Spring Rate (210.75) or 0.262 inch x 210.75 lbs/inch = 55.217 lbs.
- The surface area over the Nominal Hole diameter (0.375) would be pi (π) times the diameter squared divided by four or pi (π) x (0.375)<sup>2</sup> / 4 = 0.1104 in<sup>2</sup>.

- The resultant pressure would then be determined by dividing the calculated load by the surface area or 55.217 lbs / 0.1104 in<sup>2</sup> = 500 lb/in<sup>2</sup> (psi).

### MATERIAL

- 17-7 PH Stainless Steel

### FINISH

- Passivated per ASTM A967

**Tolerances on Spring Rate:** ± 10%

**Tolerances on Outside Diameter:** See Compression Diameters Table on page 5.

### How to Determine Price

1. Select the spring you want by LEE STOCK NUMBER.
2. Read across to the last column PRICE GROUP to obtain the price code: when applicable, select the price code that corresponds to the material type required.
3. Refer to the PRICE GROUP in the appropriate pricing chart by spring type located in the back of this catalog for pricing up to 199 pieces of an item.
4. Prices subject to change without notice.

### FREE SHIPPING AVAILABLE


See Price List in back of catalog for details.

# COMPRESSION SPRINGS: HIGH PRESSURE SERIES (INCH)

ENDS ARE GROUND • Type 17-7 PH Stainless Steel (Shotpeened, Passivated)

Lee STOCK NUMBER	OUTSIDE DIAMETER		TO WORK IN HOLE DIAMETER		TO WORK OVER ROD DIAMETER		WIRE DIAMETER		PRESSURE @ 80% DEFLECTION		APPROX. LOAD AT SOLID HGT.		FREE LENGTH		SPRING RATE		SOLID HEIGHT		PRICE GROUP
	IN.	MM	IN.	MM	IN.	MM	IN.	MM	PSI	kPa	LB.	KG	IN.	MM	LB/IN.	KG/MM	IN.	MM	
LHP 020A 01S													0.250	6.35	42.87	0.77	0.143	3.63	T
LHP 020A 02S													0.375	9.53	26.87	0.48	0.204	5.18	T
LHP 020A 03S	0.120	3.05	0.125	3.18	0.063	1.59	0.020	0.51	300	2068	4.59	2.08	0.500	12.70	19.57	0.35	0.265	6.73	T
LHP 020A 04S													0.750	19.05	12.68	0.23	0.388	9.86	T
LHP 020A 05S													1.000	25.40	9.38	0.17	0.510	12.95	T
LHP 020A 06S													1.250	31.75	7.44	0.13	0.632	16.05	U
LHP 022A 01S													0.250	6.35	66.33	1.18	0.158	4.01	T
LHP 022A 02S													0.375	9.53	41.28	0.74	0.227	5.77	T
LHP 022A 03S	0.120	3.05	0.125	3.18	0.063	1.59	0.022	0.56	400	2758	6.12	2.78	0.500	12.70	29.97	0.54	0.296	7.52	T
LHP 022A 04S													0.750	19.05	19.36	0.35	0.433	11.00	U
LHP 022A 05S													1.000	25.40	14.29	0.26	0.571	14.50	U
LHP 022A 06S													1.250	31.75	11.33	0.20	0.709	18.01	W
LHP 023A 01S													0.250	6.35	85.13	1.52	0.160	4.06	T
LHP 023A 02S													0.375	9.53	52.79	0.94	0.230	5.84	T
LHP 023A 03S	0.120	3.05	0.125	3.18	0.063	1.59	0.023	0.58	500	3447	7.66	3.47	0.500	12.70	38.25	0.68	0.300	7.62	T
LHP 023A 04S													0.750	19.05	24.67	0.44	0.440	11.18	U
LHP 023A 05S													1.000	25.40	18.20	0.33	0.579	14.71	U
LHP 023A 06S													1.250	31.75	14.42	0.26	0.719	18.26	W
LHP 024A 01S													0.500	12.70	47.74	0.85	0.307	7.80	U
LHP 024A 02S													0.625	15.88	37.40	0.67	0.379	9.63	U
LHP 024A 03S	0.120	3.05	0.125	3.18	0.063	1.59	0.024	0.61	600	4136	9.20	4.17	0.750	19.05	30.74	0.55	0.451	11.46	W
LHP 024A 04S													1.000	25.40	22.67	0.40	0.594	15.09	W
LHP 024A 05S													1.250	31.75	17.95	0.32	0.737	18.72	X
LHP 024A 06S													1.500	38.10	14.86	0.27	0.881	22.38	Y
LHP 030B 01S													0.313	7.95	79.84	1.43	0.184	4.67	T
LHP 030B 02S													0.375	9.53	64.12	1.15	0.214	5.44	T
LHP 030B 03S	0.180	4.57	0.188	4.76	0.094	2.38	0.030	0.76	300	2068	10.29	4.67	0.500	12.70	45.91	0.82	0.276	7.01	T
LHP 030B 04S													0.750	19.05	29.27	0.52	0.398	10.11	T
LHP 030B 05S													0.875	22.23	24.78	0.44	0.459	11.66	T
LHP 030B 06S													1.000	25.40	21.49	0.38	0.521	13.23	U
LHP 033B 01S													0.313	7.95	124.18	2.22	0.202	5.13	T
LHP 033B 02S													0.375	9.53	99.26	1.77	0.237	6.02	T
LHP 033B 03S	0.180	4.57	0.188	4.76	0.094	2.38	0.033	0.84	400	2758	13.73	6.23	0.500	12.70	70.67	1.26	0.306	7.77	T
LHP 033B 04S													0.750	19.05	44.84	0.80	0.444	11.28	U
LHP 033B 05S													0.875	22.23	37.91	0.68	0.513	13.03	U
LHP 033B 06S													1.000	25.40	32.84	0.59	0.582	14.78	W
LHP 036B 01S													0.313	7.95	186.76	3.34	0.221	5.61	T
LHP 036B 02S													0.375	9.53	148.54	2.65	0.259	6.58	T
LHP 036B 03S	0.180	4.57	0.188	4.76	0.094	2.38	0.036	0.91	500	3447	17.16	7.78	0.500	12.70	105.16	1.88	0.337	8.56	T
LHP 036B 04S													0.750	19.05	66.39	1.19	0.491	12.47	U
LHP 036B 05S													0.875	22.23	56.05	1.00	0.569	14.45	U
LHP 036B 06S													1.000	25.40	48.50	0.87	0.646	16.41	W

COMPRESSION SPRINGS



### SPECIAL INSTRUCTIONS FOR HIGH PRESSURE COMPRESSION SERIES

**PRICING:** See Inside Back Cover for up to 199 pcs. To price or order up to 1000 pcs., visit [leespring.com](http://leespring.com); 1000+ pcs. contact Lee Spring.  
**CALCULATIONS:** Spring Rate and Approx. Load at Solid Hgt. are pre-calculated for Type 17-7 PH Stainless Steel.



# COMPRESSION SPRINGS: HIGH PRESSURE SERIES (INCH)

ENDS ARE GROUND • Type 17-7 PH Stainless Steel (Shotpeened, Passivated)

COMPRESSION SPRINGS

Lee STOCK NUMBER	OUTSIDE DIAMETER		TO WORK IN HOLE DIAMETER		TO WORK OVER ROD DIAMETER		WIRE DIAMETER		PRESSURE @ 80% DEFLECTION		APPROX. LOAD AT SOLID HGT.		FREE LENGTH		SPRING RATE		SOLID HEIGHT		PRICE GROUP
	IN.	MM	IN.	MM	IN.	MM	IN.	MM	PSI	kPa	LB.	KG	IN.	MM	LB/IN.	KG/MM	IN.	MM	
LHP 038B 01S	0.180	4.57	0.188	4.76	0.094	2.38	0.038	0.97	600	4136	20.59	9.34	0.313	7.95	247.46	4.42	0.230	5.84	U
LHP 038B 02S													0.375	9.53	196.15	3.50	0.270	6.86	U
LHP 038B 03S	0.180	4.57	0.188	4.76	0.094	2.38	0.038	0.97	600	4136	20.59	9.34	0.500	12.70	138.32	2.47	0.351	8.92	U
LHP 038B 04S													0.750	19.05	87.02	1.55	0.513	13.03	W
LHP 038B 05S	0.180	4.57	0.188	4.76	0.094	2.38	0.038	0.97	600	4136	20.59	9.34	0.875	22.23	73.40	1.31	0.594	15.09	W
LHP 038B 06S													1.000	25.40	63.47	1.13	0.675	17.15	X
LHP 041C 01S	0.240	6.10	0.250	6.35	0.125	3.18	0.041	1.04	300	2068	18.38	8.34	0.313	7.95	167.20	2.99	0.203	5.16	U
LHP 041C 02S													0.375	9.53	131.82	2.35	0.236	5.99	U
LHP 041C 03S	0.240	6.10	0.250	6.35	0.125	3.18	0.041	1.04	300	2068	18.38	8.34	0.500	12.70	92.40	1.65	0.301	7.65	W
LHP 041C 04S													0.750	19.05	57.82	1.03	0.432	10.97	W
LHP 041C 05S	0.240	6.10	0.250	6.35	0.125	3.18	0.041	1.04	300	2068	18.38	8.34	1.000	25.40	42.07	0.75	0.563	14.30	W
LHP 041C 06S													1.250	31.75	33.07	0.59	0.694	17.63	W
LHP 045C 01S	0.240	6.10	0.250	6.35	0.125	3.18	0.045	1.14	400	2758	24.51	11.12	0.313	7.95	263.51	4.71	0.220	5.59	U
LHP 045C 02S													0.375	9.53	206.18	3.68	0.256	6.50	U
LHP 045C 03S	0.240	6.10	0.250	6.35	0.125	3.18	0.045	1.14	400	2758	24.51	11.12	0.500	12.70	143.32	2.56	0.329	8.36	W
LHP 045C 04S													0.750	19.05	89.03	1.59	0.475	12.07	W
LHP 045C 05S	0.240	6.10	0.250	6.35	0.125	3.18	0.045	1.14	400	2758	24.51	11.12	1.000	25.40	64.57	1.15	0.620	15.75	W
LHP 045C 06S													1.250	31.75	50.66	0.90	0.766	19.46	X
LHP 049C 01S	0.240	6.10	0.250	6.35	0.125	3.18	0.049	1.24	500	3447	30.59	13.88	0.313	7.95	401.96	7.18	0.237	6.02	Y
LHP 049C 02S													0.375	9.53	311.99	5.57	0.277	7.04	Y
LHP 049C 03S	0.240	6.10	0.250	6.35	0.125	3.18	0.049	1.24	500	3447	30.59	13.88	0.500	12.70	214.98	3.84	0.358	9.09	Y
LHP 049C 04S													0.750	19.05	132.55	2.37	0.519	13.18	Z
LHP 049C 05S	0.240	6.10	0.250	6.35	0.125	3.18	0.049	1.24	500	3447	30.59	13.88	1.000	25.40	95.81	1.71	0.680	17.27	Z
LHP 049C 06S													1.250	31.75	75.02	1.34	0.842	21.39	AA
LHP 051C 01S	0.240	6.10	0.250	6.35	0.125	3.18	0.051	1.30	600	4136	36.81	16.70	0.500	12.70	269.06	4.80	0.363	9.22	Z
LHP 051C 02S													0.625	15.88	204.75	3.66	0.445	11.30	Z
LHP 051C 03S	0.240	6.10	0.250	6.35	0.125	3.18	0.051	1.30	600	4136	36.81	16.70	0.750	19.05	165.26	2.95	0.527	13.39	AA
LHP 051C 04S													1.000	25.40	119.25	2.13	0.691	17.55	AA
LHP 051C 05S	0.240	6.10	0.250	6.35	0.125	3.18	0.051	1.30	600	4136	36.81	16.70	1.250	31.75	93.28	1.67	0.855	21.72	AB
LHP 051C 06S													1.500	38.10	76.60	1.37	1.019	25.88	AC
LHP 051D 01S	0.300	7.62	0.313	7.94	0.156	3.97	0.051	1.30	300	2068	28.85	13.09	0.375	9.53	218.26	3.90	0.243	6.17	W
LHP 051D 02S													0.500	12.70	149.71	2.67	0.307	7.80	X
LHP 051D 03S	0.300	7.62	0.313	7.94	0.156	3.97	0.051	1.30	300	2068	28.85	13.09	0.750	19.05	91.95	1.64	0.436	11.07	Y
LHP 051D 04S													1.000	25.40	66.35	1.18	0.565	14.35	Y
LHP 051D 05S	0.300	7.62	0.313	7.94	0.156	3.97	0.051	1.30	300	2068	28.85	13.09	1.250	31.75	51.90	0.93	0.694	17.63	Z
LHP 051D 06S													1.500	38.10	42.62	0.76	0.823	20.90	Z
LHP 056D 01S	0.300	7.62	0.313	7.94	0.156	3.97	0.056	1.42	400	2758	38.47	17.45	0.375	9.53	344.49	6.15	0.263	6.68	X
LHP 056D 02S													0.500	12.70	233.51	4.17	0.335	8.51	X
LHP 056D 03S	0.300	7.62	0.313	7.94	0.156	3.97	0.056	1.42	400	2758	38.47	17.45	0.750	19.05	142.01	2.54	0.479	12.17	Y
LHP 056D 04S													1.000	25.40	102.03	1.82	0.623	15.82	Z
LHP 056D 05S	0.300	7.62	0.313	7.94	0.156	3.97	0.056	1.42	400	2758	38.47	17.45	1.250	31.75	79.61	1.42	0.767	19.48	Z
LHP 056D 06S													1.500	38.10	65.27	1.17	0.911	23.14	AA

### SPECIAL INSTRUCTIONS FOR HIGH PRESSURE COMPRESSION SERIES

**PRICING:** See Inside Back Cover for up to 199 pcs. To price or order up to 1000 pcs., visit [leespring.com](http://leespring.com); 1000+ pcs. contact Lee Spring.  
**CALCULATIONS:** Spring Rate and Approx. Load at Solid Hgt. are pre-calculated for Type 17-7 PH Stainless Steel.




# COMPRESSION SPRINGS: HIGH PRESSURE SERIES (INCH)

ENDS ARE GROUND • Type 17-7 PH Stainless Steel (Shotpeened, Passivated)

Lee STOCK NUMBER	OUTSIDE DIAMETER		TO WORK IN HOLE DIAMETER		TO WORK OVER ROD DIAMETER		WIRE DIAMETER		PRESSURE @ 80% DEFLECTION		APPROX. LOAD AT SOLID HGT.		FREE LENGTH		SPRING RATE		SOLID HEIGHT		PRICE GROUP
	IN.	MM	IN.	MM	IN.	MM	IN.	MM	PSI	kPa	LB.	KG	IN.	MM	LB/IN.	KG/MM	IN.	MM	
LHP 060D 01S	0.300	7.62	0.313	7.94	0.156	3.97	0.060	1.52	500	3447	48.09	21.81	0.375	9.53	491.90	8.78	0.277	7.04	Z
LHP 060D 02S													0.500	12.70	330.09	5.89	0.354	8.99	Z
LHP 060D 03S	0.300	7.62	0.313	7.94	0.156	3.97	0.060	1.52	500	3447	48.09	21.81	0.750	19.05	199.10	3.56	0.508	12.90	AA
LHP 060D 04S													1.000	25.40	142.54	2.55	0.663	16.84	AB
LHP 060D 05S	0.300	7.62	0.313	7.94	0.156	3.97	0.060	1.52	500	3447	48.09	21.81	1.250	31.75	111.00	1.98	0.817	20.75	AB
LHP 060D 06S													1.500	38.10	90.89	1.62	0.971	24.66	AC
LHP 063D 01S	0.300	7.62	0.313	7.94	0.156	3.97	0.063	1.59	600	4136	57.70	26.17	0.375	9.53	622.37	11.11	0.282	7.16	AA
LHP 063D 02S													0.500	12.70	414.91	7.41	0.361	9.17	AA
LHP 063D 03S	0.300	7.62	0.313	7.94	0.156	3.97	0.063	1.59	600	4136	57.70	26.17	0.750	19.05	248.95	4.45	0.518	13.16	AB
LHP 063D 04S													1.000	25.40	177.82	3.18	0.675	17.15	AC
LHP 063D 05S	0.300	7.62	0.313	7.94	0.156	3.97	0.063	1.59	600	4136	57.70	26.17	1.250	31.75	138.30	2.47	0.833	21.16	AC
LHP 063D 06S													1.500	38.10	113.16	2.02	0.990	25.15	AD
LHP 063E 01S	0.360	9.14	0.375	9.53	0.188	4.76	0.063	1.59	300	2068	41.34	18.75	0.375	9.53	364.88	6.52	0.262	6.65	W
LHP 063E 02S													0.500	12.70	243.25	4.34	0.330	8.38	X
LHP 063E 03S	0.360	9.14	0.375	9.53	0.188	4.76	0.063	1.59	300	2068	41.34	18.75	0.750	19.05	145.95	2.61	0.467	11.86	Y
LHP 063E 04S													1.000	25.40	104.25	1.86	0.603	15.32	Y
LHP 063E 05S	0.360	9.14	0.375	9.53	0.188	4.76	0.063	1.59	300	2068	41.34	18.75	1.250	31.75	81.08	1.45	0.740	18.80	Z
LHP 063E 06S													1.500	38.10	66.34	1.18	0.876	22.25	Z
LHP 068E 01S	0.360	9.14	0.375	9.53	0.188	4.76	0.068	1.73	400	2758	55.12	25.00	0.375	9.53	567.03	10.13	0.278	7.06	X
LHP 068E 02S													0.500	12.70	372.31	6.65	0.352	8.94	X
LHP 068E 03S	0.360	9.14	0.375	9.53	0.188	4.76	0.068	1.73	400	2758	55.12	25.00	0.750	19.05	220.72	3.94	0.500	12.70	Y
LHP 068E 04S													1.000	25.40	156.85	2.80	0.648	16.46	Z
LHP 068E 05S	0.360	9.14	0.375	9.53	0.188	4.76	0.068	1.73	400	2758	55.12	25.00	1.250	31.75	121.65	2.17	0.797	20.24	Z
LHP 068E 06S													1.500	38.10	99.35	1.77	0.945	24.00	AA
LHP 072E 01S	0.360	9.14	0.375	9.53	0.188	4.76	0.072	1.83	500	3447	68.87	31.24	0.375	9.53	780.97	13.95	0.287	7.29	Z
LHP 072E 02S													0.500	12.70	506.75	9.05	0.364	9.25	Z
LHP 072E 03S	0.360	9.14	0.375	9.53	0.188	4.76	0.072	1.83	500	3447	68.87	31.24	0.750	19.05	297.70	5.32	0.519	13.18	AA
LHP 072E 04S													1.000	25.40	210.75	3.76	0.673	17.09	AB
LHP 072E 05S	0.360	9.14	0.375	9.53	0.188	4.76	0.072	1.83	500	3447	68.87	31.24	1.250	31.75	163.11	2.91	0.827	21.01	AB
LHP 072E 06S													1.500	38.10	133.04	2.38	0.982	24.94	AC
LHP 075E 01S	0.360	9.14	0.375	9.53	0.188	4.76	0.075	1.91	600	4136	82.83	37.57	0.625	15.88	471.13	8.41	0.449	11.40	AB
LHP 075E 02S													0.750	19.05	372.98	6.66	0.528	13.41	AC
LHP 075E 03S	0.360	9.14	0.375	9.53	0.188	4.76	0.075	1.91	600	4136	82.83	37.57	1.000	25.40	263.28	4.70	0.685	17.40	AD
LHP 075E 04S													1.250	31.75	203.44	3.63	0.843	21.41	AD
LHP 075E 05S	0.360	9.14	0.375	9.53	0.188	4.76	0.075	1.91	600	4136	82.83	37.57	1.500	38.10	165.77	2.96	1.000	25.40	AE
LHP 075E 06S													1.750	44.45	139.87	2.50	1.158	29.41	AG
LHP 085G 01S	0.480	12.19	0.500	12.70	0.250	6.35	0.085	2.16	300	2068	73.49	33.34	0.438	11.13	644.12	11.50	0.324	8.23	AD
LHP 085G 02S													0.500	12.70	523.10	9.34	0.360	9.14	AD
LHP 085G 03S	0.480	12.19	0.500	12.70	0.250	6.35	0.085	2.16	300	2068	73.49	33.34	0.750	19.05	297.63	5.32	0.503	12.78	AE
LHP 085G 04S													1.000	25.40	207.98	3.71	0.646	16.41	AG
LHP 085G 05S	0.480	12.19	0.500	12.70	0.250	6.35	0.085	2.16	300	2068	73.49	33.34	1.250	31.75	159.84	2.85	0.790	20.07	AG
LHP 085G 06S													1.500	38.10	129.79	2.32	0.933	23.70	AJ

COMPRESSION SPRINGS



### SPECIAL INSTRUCTIONS FOR HIGH PRESSURE COMPRESSION SERIES

**PRICING:** See Inside Back Cover for up to 199 pcs. To price or order up to 1000 pcs., visit [leespring.com](http://leespring.com); 1000+ pcs. contact Lee Spring.  
**CALCULATIONS:** Spring Rate and Approx. Load at Solid Hgt. are pre-calculated for Type 17-7 PH Stainless Steel.

# COMPRESSION SPRINGS: HIGH PRESSURE SERIES (INCH)

ENDS ARE GROUND • Type 17-7 PH Stainless Steel (Shotpeened, Passivated)

COMPRESSION SPRINGS

Lee STOCK NUMBER	OUTSIDE DIAMETER		TO WORK IN HOLE DIAMETER		TO WORK OVER ROD DIAMETER		WIRE DIAMETER		PRESSURE @ 80% DEFLECTION		APPROX. LOAD AT SOLID HGT.		FREE LENGTH		SPRING RATE		SOLID HEIGHT		PRICE GROUP
	IN.	MM	IN.	MM	IN.	MM	IN.	MM	PSI	kPa	LB.	KG	IN.	MM	LB/IN.	KG/MM	IN.	MM	
LHP 091G 01S	0.480	12.19	0.500	12.70	0.250	6.35	0.092	2.32	400	2758	97.91	44.41	0.438	11.13	974.79	17.41	0.338	8.59	AD
LHP 091G 02S													0.500	12.70	784.13	14.00	0.375	9.53	AD
LHP 091G 03S													0.750	19.05	438.40	7.83	0.527	13.39	AE
LHP 091G 04S													1.000	25.40	304.25	5.43	0.678	17.22	AG
LHP 091G 05S													1.250	31.75	232.96	4.16	0.829	21.06	AG
LHP 091G 06S													1.500	38.10	188.74	3.37	0.980	24.89	AJ
LHP 098G 01S	0.480	12.19	0.500	12.70	0.250	6.35	0.098	2.49	500	3447	122.18	55.42	0.438	11.13	1428.46	25.51	0.353	8.97	AG
LHP 098G 02S													0.500	12.70	1137.13	20.31	0.393	9.98	AG
LHP 098G 03S													0.750	19.05	623.98	11.14	0.554	14.07	AG
LHP 098G 04S													1.000	25.40	429.96	7.68	0.715	18.16	AJ
LHP 098G 05S													1.250	31.75	327.98	5.86	0.876	22.25	AK
LHP 098G 06S													1.500	38.10	265.10	4.73	1.038	26.37	AL
LHP 105G 01S	0.480	12.19	0.500	12.70	0.250	6.35	0.105	2.67	600	4136	147.26	66.80	0.750	19.05	888.96	15.88	0.584	14.83	AL
LHP 105G 02S													1.000	25.40	607.65	10.85	0.758	19.25	AL
LHP 105G 03S													1.250	31.75	461.58	8.24	0.931	23.65	AM
LHP 105G 04S													1.500	38.10	372.12	6.65	1.104	28.04	AN
LHP 105G 05S													1.750	44.45	311.71	5.57	1.278	32.46	AO
LHP 105G 06S													2.000	50.80	268.18	4.79	1.451	36.86	AP
LHP 105H 01S	0.600	15.24	0.625	15.88	0.313	7.94	0.105	2.67	300	2068	114.87	52.11	0.500	12.70	895.65	15.99	0.372	9.45	AJ
LHP 105H 02S													0.750	19.05	480.99	8.59	0.511	12.98	AL
LHP 105H 03S													1.000	25.40	328.78	5.87	0.651	16.54	AL
LHP 105H 04S													1.250	31.75	249.75	4.46	0.790	20.07	AM
LHP 105H 05S													1.500	38.10	201.35	3.60	0.929	23.60	AN
LHP 105H 06S													1.750	44.45	168.66	3.01	1.068	27.13	AO
LHP 115H 01S	0.600	15.24	0.625	15.88	0.313	7.94	0.115	2.92	400	2758	153.11	69.45	0.500	12.70	1465.99	26.18	0.396	10.06	AM
LHP 115H 02S													0.750	19.05	761.19	13.59	0.549	13.94	AN
LHP 115H 03S													1.000	25.40	514.05	9.18	0.702	17.83	AO
LHP 115H 04S													1.250	31.75	388.06	6.93	0.855	21.72	AP
LHP 115H 05S													1.500	38.10	311.67	5.57	1.008	25.60	AR
LHP 115H 06S													1.750	44.45	260.41	4.65	1.161	29.49	AS
LHP 125H 01S	0.600	15.24	0.625	15.88	0.313	7.94	0.125	3.18	500	3447	191.38	86.81	0.500	12.70	2333.14	41.67	0.418	10.62	AO
LHP 125H 02S													0.750	19.05	1166.57	20.83	0.586	14.88	AP
LHP 125H 03S													1.000	25.40	777.71	13.89	0.754	19.15	AR
LHP 125H 04S													1.250	31.75	583.28	10.42	0.922	23.42	AS
LHP 125H 05S													1.500	38.10	466.63	8.33	1.090	27.69	AT
LHP 125H 06S													1.750	44.45	388.86	6.94	1.257	31.93	AU
LHP 130H 01S	0.600	15.24	0.625	15.88	0.313	7.94	0.130	3.30	600	4136	230.09	104.37	0.750	19.05	1473.11	26.31	0.594	15.09	AS
LHP 130H 02S													1.000	25.40	975.44	17.42	0.764	19.41	AT
LHP 130H 03S													1.250	31.75	729.12	13.02	0.934	23.72	AU
LHP 130H 04S													1.500	38.10	582.12	10.40	1.105	28.07	AW
LHP 130H 05S													1.750	44.45	484.45	8.65	1.275	32.39	AX
LHP 130H 06S													2.000	50.80	414.84	7.41	1.445	36.70	AY

### SPECIAL INSTRUCTIONS FOR HIGH PRESSURE COMPRESSION SERIES

**PRICING:** See Inside Back Cover for up to 199 pcs. To price or order up to 1000 pcs., visit leespring.com; 1000+ pcs. contact Lee Spring.  
**CALCULATIONS:** Spring Rate and Approx. Load at Solid Hgt. are pre-calculated for Type 17-7 PH Stainless Steel.

# COMPRESSION SPRINGS: HIGH PRESSURE SERIES (INCH)

ENDS ARE GROUND • Type 17-7 PH Stainless Steel (Shotpeened, Passivated)

Lee STOCK NUMBER	OUTSIDE DIAMETER		TO WORK IN HOLE DIAMETER		TO WORK OVER ROD DIAMETER		WIRE DIAMETER		PRESSURE @ 80% DEFLECTION		APPROX. LOAD AT SOLID HGT.		FREE LENGTH		SPRING RATE		SOLID HEIGHT		PRICE GROUP
	IN.	MM	IN.	MM	IN.	MM	IN.	MM	PSI	kPa	LB.	KG	IN.	MM	LB/IN.	KG/MM	IN.	MM	
LHP 130J 01S													0.625	15.88	1134.93	20.27	0.480	12.19	AO
LHP 130J 02S													0.750	19.05	845.41	15.10	0.555	14.10	AS
LHP 130J 03S	0.720	18.29	0.750	19.05	0.375	9.53	0.130	3.30	300	2068	165.10	74.89	1.000	25.40	559.80	10.00	0.705	17.91	AS
LHP 130J 04S													1.250	31.75	418.43	7.47	0.855	21.72	AS
LHP 130J 05S													1.500	38.10	334.07	5.97	1.005	25.53	AT
LHP 130J 06S													1.750	44.45	278.02	4.96	1.155	29.34	AU
LHP 142J 01S													0.625	15.88	1853.39	33.10	0.506	12.85	AP
LHP 142J 02S													0.750	19.05	1356.24	24.22	0.588	14.94	AS
LHP 142J 03S	0.720	18.29	0.750	19.05	0.375	9.53	0.142	3.61	400	2758	220.51	100.02	1.000	25.40	882.69	15.76	0.750	19.05	AS
LHP 142J 04S													1.250	31.75	654.25	11.68	0.913	23.19	AT
LHP 142J 05S													1.500	38.10	519.74	9.28	1.075	27.31	AU
LHP 142J 06S													1.750	44.45	431.11	7.70	1.238	31.45	AW
LHP 156J 01S													0.625	15.88	3144.43	56.15	0.538	13.67	AW
LHP 156J 02S													0.750	19.05	2247.05	40.13	0.628	15.95	AX
LHP 156J 03S	0.720	18.29	0.750	19.05	0.375	9.53	0.156	3.96	500	3447	275.24	124.85	1.000	25.40	1430.53	25.55	0.807	20.50	AY
LHP 156J 04S													1.250	31.75	1049.26	18.74	0.987	25.07	AY
LHP 156J 05S													1.500	38.10	828.46	14.79	1.167	29.64	AZ
LHP 156J 06S													1.750	44.45	684.43	12.22	1.347	34.21	AZA
LHP 162J 01S													0.875	22.23	2203.94	39.36	0.725	18.42	AZ
LHP 162J 02S													1.000	25.40	1796.40	32.08	0.816	20.73	AZ
LHP 162J 03S	0.720	18.29	0.750	19.05	0.375	9.53	0.162	4.11	600	4136	331.33	150.29	1.250	31.75	1311.41	23.42	0.997	25.32	AZ
LHP 162J 04S													1.500	38.10	1032.63	18.44	1.179	29.95	AZA
LHP 162J 05S													1.750	44.45	851.59	15.21	1.361	34.57	AZB
LHP 162J 06S													2.000	50.80	724.56	12.94	1.543	39.19	AZC
LHP 156K 01S													0.750	19.05	1401.56	25.03	0.590	14.99	AW
LHP 156K 02S													1.000	25.40	892.28	15.93	0.748	19.00	AX
LHP 156K 03S	0.845	21.46	0.875	22.23	0.438	11.11	0.156	3.96	300	2068	225.07	102.09	1.250	31.75	654.46	11.69	0.906	23.01	AY
LHP 156K 04S													1.500	38.10	516.74	9.23	1.064	27.03	AZ
LHP 156K 05S													1.750	44.45	426.90	7.62	1.222	31.04	AZA
LHP 156K 06S													2.000	50.80	363.68	6.49	1.380	35.05	AZA
LHP 170K 01S													0.750	19.05	2281.61	40.74	0.619	15.72	AW
LHP 170K 02S													1.000	25.40	1417.36	25.31	0.788	20.02	AX
LHP 170K 03S	0.845	21.46	0.875	22.23	0.438	11.11	0.170	4.32	400	2758	300.07	136.11	1.250	31.75	1027.98	18.36	0.958	24.33	AY
LHP 170K 04S													1.500	38.10	806.43	14.40	1.128	28.65	AZA
LHP 170K 05S													1.750	44.45	663.45	11.85	1.297	32.94	AZB
LHP 170K 06S													2.000	50.80	563.53	10.06	1.467	37.26	AZB
LHP 177K 01S													0.750	19.05	2972.75	53.09	0.624	15.85	AY
LHP 177K 02S													1.000	25.40	1822.30	32.54	0.794	20.17	AZ
LHP 177K 03S	0.845	21.46	0.875	22.23	0.438	11.11	0.177	4.50	500	3447	375.23	170.20	1.250	31.75	1313.85	23.46	0.964	24.49	AZA
LHP 177K 04S													1.500	38.10	1027.23	18.34	1.135	28.83	AZB
LHP 177K 05S													1.750	44.45	843.27	15.06	1.305	33.15	AZC
LHP 177K 06S													2.000	50.80	715.19	12.77	1.475	37.47	AZD

COMPRESSION SPRINGS



### SPECIAL INSTRUCTIONS FOR HIGH PRESSURE COMPRESSION SERIES

**PRICING:** See Inside Back Cover for up to 199 pcs. To price or order up to 1000 pcs., visit [leespring.com](http://leespring.com); 1000+ pcs. contact Lee Spring.  
**CALCULATIONS:** Spring Rate and Approx. Load at Solid Hgt. are pre-calculated for Type 17-7 PH Stainless Steel.

# COMPRESSION SPRINGS: HIGH PRESSURE SERIES (INCH)

ENDS ARE GROUND • Type 17-7 PH Stainless Steel (Shotpeened, Passivated)

COMPRESSION SPRINGS

Lee STOCK NUMBER	OUTSIDE DIAMETER		TO WORK IN HOLE DIAMETER		TO WORK OVER ROD DIAMETER		WIRE DIAMETER		PRESSURE @ 80% DEFLECTION		APPROX. LOAD AT SOLID HGT.		FREE LENGTH		SPRING RATE		SOLID HEIGHT		PRICE GROUP
	IN.	MM	IN.	MM	IN.	MM	IN.	MM	PSI	kPa	LB.	KG	IN.	MM	LB/IN.	KG/MM	IN.	MM	
LHP 187K 01S													1.000	25.40	2483.46	44.35	0.818	20.78	AZB
LHP 187K 02S													1.250	31.75	1774.71	31.69	0.996	25.30	AZC
LHP 187K 03S													1.500	38.10	1380.68	24.66	1.173	29.79	AZD
LHP 187K 04S	0.845	21.46	0.875	22.23	0.438	11.11	0.187	4.75	600	4136	450.99	204.57	1.750	44.45	1129.83	20.18	1.351	34.32	AZE
LHP 187K 05S													2.000	50.80	956.12	17.07	1.528	38.81	AZF
LHP 187K 06S													2.500	63.50	731.25	13.06	1.883	47.83	AZH
LHP 177L 01S													0.750	19.05	1953.38	34.88	0.600	15.24	AZ
LHP 177L 02S													1.000	25.40	1197.43	21.38	0.755	19.18	AZA
LHP 177L 03S	0.970	24.64	1.000	25.40	0.500	12.70	0.177	4.50	300	2068	293.91	133.32	1.250	31.75	863.33	15.42	0.909	23.09	AZB
LHP 177L 04S													1.500	38.10	674.99	12.05	1.064	27.03	AZC
LHP 177L 05S													1.750	44.45	554.11	9.90	1.219	30.96	AZD
LHP 177L 06S													2.000	50.80	469.95	8.39	1.374	34.90	AZE
LHP 192L 01S													0.750	19.05	3154.51	56.33	0.626	15.90	AZD
LHP 192L 02S													1.000	25.40	1874.27	33.47	0.791	20.09	AZE
LHP 192L 03S	0.970	24.64	1.000	25.40	0.500	12.70	0.192	4.88	400	2758	391.89	177.76	1.250	31.75	1333.20	23.81	0.956	24.28	AZF
LHP 192L 04S													1.500	38.10	1034.54	18.47	1.121	28.47	AZG
LHP 192L 05S													1.750	44.45	845.20	15.09	1.286	32.66	AZH
LHP 192L 06S													2.000	50.80	714.45	12.76	1.451	36.86	AZH
LHP 207L 01S													0.750	19.05	4962.33	88.62	0.652	16.56	AZE
LHP 207L 02S													1.000	25.40	2845.30	50.81	0.828	21.03	AZF
LHP 207L 03S	0.970	24.64	1.000	25.40	0.500	12.70	0.207	5.26	500	3447	489.41	222.00	1.250	31.75	1994.43	35.62	1.004	25.50	AZG
LHP 207L 04S													1.500	38.10	1535.31	27.42	1.181	30.00	AZH
LHP 207L 05S													1.750	44.45	1248.01	22.29	1.357	34.47	AZJ
LHP 207L 06S													2.000	50.80	1051.29	18.77	1.534	38.96	AZK
LHP 218L 01S													1.000	25.40	3867.03	69.06	0.848	21.54	AZF
LHP 218L 02S													1.250	31.75	2679.37	47.85	1.030	26.16	AZG
LHP 218L 03S	0.970	24.64	1.000	25.40	0.500	12.70	0.218	5.54	600	4136	589.04	267.19	1.500	38.10	2049.82	36.61	1.213	30.81	AZH
LHP 218L 04S													1.750	44.45	1659.82	29.64	1.395	35.43	AZJ
LHP 218L 05S													2.000	50.80	1394.51	24.90	1.578	40.08	AZK
LHP 218L 06S													2.500	63.50	1056.69	18.87	1.943	49.35	AZL
LHP 262P 01S													1.250	31.75	2272.67	40.59	0.958	24.33	AZK
LHP 262P 02S													1.500	38.10	1690.53	30.19	1.108	28.14	AZL
LHP 262P 03S	1.460	37.08	1.500	38.10	0.875	22.23	0.262	6.65	300	2068	662.68	300.59	1.750	44.45	1345.80	24.03	1.258	31.95	AZM
LHP 262P 04S													2.000	50.80	1117.86	19.96	1.407	35.74	AZN
LHP 262P 05S													2.500	63.50	835.00	14.91	1.706	43.33	AZP
LHP 262P 06S													3.000	76.20	666.38	11.90	2.006	50.95	AZR
LHP 292P 01S													1.250	31.75	4077.20	72.81	1.033	26.24	AZL
LHP 292P 02S													1.500	38.10	2964.43	52.94	1.202	30.53	AZM
LHP 292P 03S	1.460	37.08	1.500	38.10	0.813	20.64	0.292	7.42	400	2758	883.57	400.79	1.750	44.45	2328.83	41.59	1.371	34.82	AZN
LHP 292P 04S													2.000	50.80	1917.67	34.25	1.539	39.09	AZO
LHP 292P 05S													2.500	63.50	1417.23	25.31	1.877	47.68	AZQ
LHP 292P 06S													3.000	76.20	1123.93	20.07	2.214	56.24	AZS

### SPECIAL INSTRUCTIONS FOR HIGH PRESSURE COMPRESSION SERIES

**PRICING:** See Inside Back Cover for up to 199 pcs. To price or order up to 1000 pcs., visit leespring.com; 1000+ pcs. contact Lee Spring.  
**CALCULATIONS:** Spring Rate and Approx. Load at Solid Hgt. are pre-calculated for Type 17-7 PH Stainless Steel.

# COMPRESSION SPRINGS: HIGH PRESSURE SERIES (INCH)

ENDS ARE GROUND • Type 17-7 PH Stainless Steel (Shotpeened, Passivated)

Lee STOCK NUMBER	OUTSIDE DIAMETER		TO WORK IN HOLE DIAMETER		TO WORK OVER ROD DIAMETER		WIRE DIAMETER		PRESSURE @ 80% DEFLECTION		APPROX. LOAD AT SOLID HGT.		FREE LENGTH		SPRING RATE		SOLID HEIGHT		PRICE GROUP
	IN.	MM	IN.	MM	IN.	MM	IN.	MM	PSI	kPa	LB.	KG	IN.	MM	LB/IN.	KG/MM	IN.	MM	
LHP 312P 01S													1.250	31.75	6056.48	108.16	1.068	27.13	AZM
LHP 312P 02S													1.500	38.10	4328.03	77.29	1.245	31.62	AZN
LHP 312P 03S	1.460	37.08	1.500	38.10	0.750	19.05	0.312	7.92	500	3447	1104.46	500.98	1.750	44.45	3367.10	60.13	1.422	36.12	AZO
LHP 312P 04S													2.000	50.80	2755.35	49.21	1.599	40.61	AZP
LHP 312P 05S													2.500	63.50	2020.98	36.09	1.953	49.61	AZR
LHP 312P 06S													3.000	76.20	1595.69	28.50	2.308	58.62	AZT
LHP 331P 01S													1.500	38.10	6111.77	109.14	1.283	32.59	AZO
LHP 331P 02S													1.750	44.45	4707.41	84.06	1.468	37.29	AZP
LHP 331P 03S	1.460	37.08	1.500	38.10	0.750	19.05	0.331	8.41	600	4136	1325.35	601.18	2.000	50.80	3827.85	68.36	1.654	42.01	AZQ
LHP 331P 04S													2.500	63.50	2786.54	49.76	2.024	51.41	AZS
LHP 331P 05S													3.000	76.20	2190.62	39.12	2.395	60.83	AZU
LHP 331P 06S													3.500	88.90	1804.67	32.23	2.766	70.26	AZW
LHP 362U 01S													1.500	38.10	4337.47	77.46	1.228	31.19	AZP
LHP 362U 02S													1.750	44.45	3280.58	58.58	1.391	35.33	AZQ
LHP 362U 03S	1.937	49.20	2.000	50.80	1.125	28.58	0.362	9.19	300	2068	1178.09	534.38	2.000	50.80	2637.84	47.11	1.553	39.45	AZR
LHP 362U 04S													2.500	63.50	1895.20	33.84	1.878	47.70	AZT
LHP 362U 05S													3.000	76.20	1478.86	26.41	2.203	55.96	AZW
LHP 362U 06S													3.500	88.90	1212.49	21.65	2.528	64.21	AZX
LHP 375U 01S													1.500	38.10	5661.82	101.11	1.223	31.06	AZQ
LHP 375U 02S													1.750	44.45	4246.36	75.83	1.380	35.05	AZQ
LHP 375U 03S	1.937	49.20	2.000	50.80	1.063	26.99	0.375	9.53	400	2758	1570.79	712.51	2.000	50.80	3397.09	60.67	1.538	39.07	AZR
LHP 375U 04S													2.500	63.50	2426.49	43.33	1.853	47.07	AZT
LHP 375U 05S													3.000	76.20	1887.27	33.70	2.168	55.07	AZW
LHP 375U 06S													3.500	88.90	1544.13	27.58	2.483	63.07	AZX
LHP 406U 01S													1.500	38.10	8997.46	160.68	1.282	32.56	AZR
LHP 406U 02S													1.750	44.45	6599.42	117.85	1.452	36.88	AZR
LHP 406U 03S	1.937	49.20	2.000	50.80	1.000	25.40	0.406	10.31	500	3447	1963.49	890.64	2.000	50.80	5210.65	93.05	1.623	41.22	AZS
LHP 406U 04S													2.500	63.50	3667.21	65.49	1.965	49.91	AZU
LHP 406U 05S													3.000	76.20	2829.18	50.52	2.306	58.57	AZX
LHP 406U 06S													3.500	88.90	2302.92	41.13	2.647	67.23	AZY
LHP 437U 01S													1.875	47.63	8840.22	157.87	1.608	40.84	AZS
LHP 437U 02S													2.000	50.80	7858.84	140.34	1.700	43.18	AZT
LHP 437U 03S	1.937	49.20	2.000	50.80	1.000	25.40	0.437	11.10	600	4136	2356.19	1068.77	2.500	63.50	5442.22	97.19	2.067	52.50	AZW
LHP 437U 04S													3.000	76.20	4162.30	74.33	2.434	61.82	AZY
LHP 437U 05S													3.500	88.90	3369.78	60.18	2.801	71.15	AZZ
LHP 437U 06S													4.000	101.60	2830.79	50.55	3.168	80.47	AZZ

COMPRESSION SPRINGS



### SPECIAL INSTRUCTIONS FOR HIGH PRESSURE COMPRESSION SERIES

**PRICING:** See Inside Back Cover for up to 199 pcs. To price or order up to 1000 pcs., visit [leespring.com](http://leespring.com); 1000+ pcs. contact Lee Spring.  
**CALCULATIONS:** Spring Rate and Approx. Load at Solid Hgt. are pre-calculated for Type 17-7 PH Stainless Steel.





With over 25,000 stock springs, extensive custom capabilities and over 100 years of expertise, Lee Spring continues to respond to yesterday's needs, today's demands and tomorrow's technology. Lee Spring leads the industry with innovative products like LeeP™ Plastic Composite Springs, BANTAM™ Mini

Springs, Lite Pressure™ Springs and now High Pressure Springs.

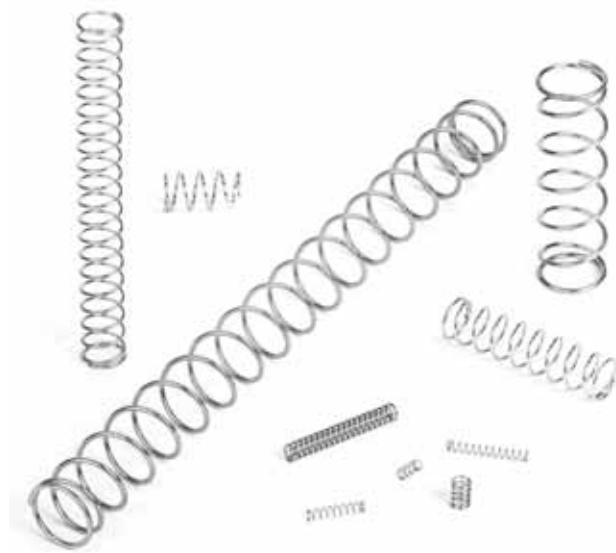
Whether you need 1 spring or 10 million springs, Lee Spring's World-Class Service and comprehensive website make finding the right spring easy. Call or email Lee Spring today to learn more.





# DIN-Plus Compression Springs

*Standard DIN Sizes Plus Improved Corrosion Resistance*



The Lee Spring DIN-Plus Compression Spring Series offers a large selection of standard DIN size springs to meet increasing global demand for metric designs with the added benefit of excellent corrosion resistance.

The DIN-Plus Series is offered in two standard DIN Series types:

**DIN2098 Part 2** – This smaller range of DIN2098 compression springs are made from stainless steel grade EN 10270-3-1.4310-NS available in sizes from 1.0mm (0.039”) to 52.4mm (2.063”) long. Wire sizes range from 0.1mm (0.004”) up to 0.4mm (0.016”) over a selection of outside diameters to work inside hole diameters from 0.8mm (0.032”) to 6.0mm (0.237”). All parts are right hand wound with ends squared, and not ground. The Lee Spring DIN-Plus Part 2 range is distinguished from other commercial offerings with Lee Spring’s passivation finish, which maximizes the essential corrosion resistance versus non-passivated stainless steel.

**DIN2098 Part 1** – This series includes the more standard to larger range of DIN2098 compression springs made of spring steel grade EN 10270-1-SH available in sizes from 4.4mm (0.173”) to 1015mm (39.961”) long. Wire sizes go from 0.5mm (0.020”) up to 10mm (0.394”) over a selection of outside diameters to work inside hole diameters from 3.4mm (0.134”) to 140mm (5.512”). All parts are right hand wound with ends squared and ground for added stability under heavy loading. This series is also preset for wire sizes 1.25mm (0.049”) and up which increases load carrying ability. The Lee Spring DIN-Plus Part 1 range also includes a zinc plate finish, which improves corrosion resistance and distinguishes the Lee Spring DIN-Plus Series from many other commercial offerings available.

COMPRESSION SPRINGS



*Lee Spring can manufacture custom compression springs to your specifications. Contact us today!*

# DIN-Plus Compression Springs

## Guide to using tables

COMPRESSION SPRINGS

**Lee Stock Number:**  
Lee Spring Part Number.

**To Work in Hole Diameter:**  
Suggested minimum hole size if needed for spring containment.

**Nominal Wire Diameter:**  
In ascending order of size, within each group of outside diameters.

**Working Height:**  
Suggested shortest operating height to avoid loading overstress.

**Spring Rate:**  
Change in load or force per unit of deflection.

**Price Group:**  
Reference for price list. See fold-out section at rear of book.

LEE STOCK NUMBER	OUTSIDE DIAMETER		TO WORK IN HOLE DIAMETER		TO WORK OVER ROD DIAMETER		NOMINAL WIRE DIAMETER		NOMINAL LOAD		WORKING HEIGHT		NOMINAL FREE LENGTH		SPRING RATE		SOLID HEIGHT		PRICE GROUP
	MM	IN.	MM	IN.	MM	IN.	MM	IN.	N	LB.	MM	IN.	N/MM	LB/IN.	MM	IN.			
CID010ZA 01S											0.70	0.028	1.00	0.039	2.050	11.705	0.65	0.026	M
CID010ZA 02S											1.00	0.039	1.40	0.055	1.304	7.446	0.85	0.033	M
CID010ZA 03S	0.60	0.024	0.80	0.032	0.30	0.011	0.10	0.004	0.53	0.119	1.30	0.051	2.00	0.079	0.843	4.813	1.15	0.045	M
CID010ZA 04S											1.80	0.071	2.70	0.106	0.569	3.249	1.55	0.061	M
CID010ZA 05S											2.50	0.098	3.90	0.154	0.382	2.181	2.15	0.085	M
CID010ZB 01S											0.70	0.028	1.20	0.047	1.020	5.824	0.65	0.026	M
CID010ZB 02S											1.00	0.039	1.70	0.067	0.647	3.694	0.85	0.033	M
CID010ZB 03S	0.73	0.029	0.90	0.036	0.40	0.015	0.10	0.004	0.45	0.101	1.30	0.051	2.40	0.092	0.422	2.181	1.15	0.045	M

**Outside Diameter:**  
Spring outer diameter, parts listed in ascending order.

**To Work Over Rod Diameter:**  
Suggested maximum rod size if needed to guide the inside of the spring.

**Nominal Load:**  
The approximate load or force to compress spring to the working height.

**Nominal Free Length:**  
The overall height of a spring in the unloaded position.

**Solid Height:**  
Length when fully compressed.

### Additional Information

- Avoid operating beyond the listed Nominal Load and Working Height, or the stresses may cause permanent spring set or failure.
- Spring Rate is given as an approximate figure to allow manufacturing adjustment to maintain Nominal Load and Nominal Free Length.
- The listed Work In Hole Diameter and Work Over Rod Diameter are specified as per DIN 2098. To discuss spring fitting around different assembly sizes please call Lee Spring's Engineering Department, (888) 777-4647, prompt 3.

### How to Determine Price

1. Select the spring you want by LEE STOCK NUMBER.
2. Read across to the last column PRICE GROUP to obtain the price code: when applicable, select the price code that corresponds to the material type required.
3. Refer to the PRICE GROUP in the appropriate pricing chart by spring type located in the back of this catalog for pricing up to 199 pieces of an item.
4. Prices subject to change without notice.

#### FREE SHIPPING AVAILABLE

See Price List in back of catalog for details.

# COMPRESSION SPRINGS: DIN-PLUS SERIES—PART 2 (METRIC)

ENDS NOT GROUND • Stainless Steel EN 10270-3 Grade 1.4310-NS (Passivated)

LEE STOCK NUMBER	OUTSIDE DIAMETER		TO WORK IN HOLE DIAMETER		TO WORK OVER ROD DIAMETER		NOMINAL WIRE DIAMETER		NOMINAL LOAD		WORKING HEIGHT		NOMINAL FREE LENGTH		SPRING RATE		SOLID HEIGHT		PRICE GROUP
	MM	IN.	MM	IN.	MM	IN.	MM	IN.	N	LB.	MM	IN.	MM	IN.	N/MM	LB/IN.	MM	IN.	
CID010ZA 01S	0.60	0.024	0.80	0.032	0.30	0.011	0.10	0.004	0.53	0.119	0.70	0.028	1.01	0.040	2.050	11.705	0.65	0.026	M
CID010ZA 02S											1.00	0.039	1.46	0.057	1.304	7.446	0.85	0.033	M
CID010ZA 03S											1.30	0.051	2.02	0.079	0.843	4.813	1.15	0.045	M
CID010ZA 04S											1.80	0.071	2.87	0.113	0.569	3.249	1.55	0.061	M
CID010ZA 05S											2.50	0.098	4.06	0.160	0.382	2.181	2.15	0.085	M
CID010ZB 01S	0.73	0.029	0.90	0.036	0.40	0.015	0.10	0.004	0.45	0.101	0.70	0.028	1.20	0.047	1.020	5.824	0.65	0.026	M
CID010ZB 02S											1.00	0.039	1.70	0.067	0.647	3.694	0.85	0.033	M
CID010ZB 03S											1.30	0.051	2.40	0.094	0.422	2.410	1.15	0.045	M
CID010ZB 04S											1.80	0.071	3.40	0.134	0.284	1.622	1.55	0.061	M
CID010ZB 05S											2.60	0.102	4.90	0.193	0.196	1.119	2.15	0.085	M
CID012ZC 01S	0.75	0.030	0.90	0.036	0.40	0.015	0.12	0.005	0.75	0.167	0.90	0.035	1.28	0.051	2.148	12.265	0.78	0.031	M
CID012ZC 02S											1.20	0.047	1.81	0.071	1.363	7.783	1.02	0.040	M
CID012ZC 03S											1.60	0.063	2.56	0.100	0.883	5.042	1.38	0.054	M
CID012ZC 04S											2.20	0.087	3.62	0.142	0.598	3.415	1.86	0.073	M
CID012ZC 05S											3.00	0.118	5.08	0.200	0.402	2.295	2.58	0.102	M
CID010ZD 01S	0.90	0.035	1.10	0.044	0.50	0.019	0.10	0.004	0.37	0.084	0.70	0.028	1.50	0.059	0.500	2.855	0.65	0.026	M
CID010ZD 02S											1.00	0.039	2.20	0.087	0.314	1.793	0.85	0.033	M
CID010ZD 03S											1.40	0.055	3.20	0.126	0.206	1.176	1.15	0.045	M
CID010ZD 04S											1.90	0.075	4.60	0.181	0.137	0.782	1.55	0.061	M
CID010ZD 05S											2.70	0.106	6.60	0.260	0.098	0.560	2.15	0.085	M
CID012ZE 01S	0.92	0.036	1.10	0.044	0.50	0.019	0.12	0.005	0.63	0.141	0.90	0.035	1.52	0.060	1.049	5.990	0.78	0.031	M
CID012ZE 02S											1.20	0.047	2.18	0.086	0.667	3.809	1.02	0.040	M
CID012ZE 03S											1.60	0.063	3.13	0.123	0.431	2.461	1.38	0.054	M
CID012ZE 04S											2.20	0.087	4.46	0.176	0.294	1.679	1.86	0.073	M
CID012ZE 05S											3.10	0.122	6.43	0.253	0.196	1.119	2.58	0.102	M
CID016ZF 01S	0.96	0.038	1.20	0.048	0.40	0.015	0.16	0.006	1.36	0.306	1.20	0.047	1.60	0.063	3.295	18.814	1.04	0.041	J
CID016ZF 02S											1.50	0.059	2.20	0.087	2.099	11.985	1.36	0.054	J
CID016ZF 03S											2.10	0.083	3.10	0.122	1.353	7.725	1.84	0.072	J
CID016ZF 04S											2.90	0.114	4.40	0.173	0.922	5.265	2.48	0.098	J
CID016ZF 05S											4.00	0.157	6.20	0.244	0.628	3.586	3.44	0.135	J
CID010ZG 01S	1.10	0.043	1.40	0.056	0.70	0.027	0.10	0.004	0.30	0.068	0.80	0.031	2.00	0.079	0.255	1.456	0.65	0.026	L
CID010ZG 02S											1.00	0.039	2.90	0.114	0.167	0.954	0.85	0.033	L
CID010ZG 03S											1.40	0.055	4.40	0.173	0.108	0.617	1.15	0.045	L
CID010ZG 04S											2.00	0.079	6.30	0.248	0.069	0.394	1.55	0.061	L
CID010ZG 05S											2.80	0.110	9.20	0.362	0.049	0.280	2.15	0.085	L
CID012ZH 01S	1.12	0.044	1.40	0.056	0.60	0.023	0.12	0.005	0.52	0.117	0.90	0.035	1.92	0.076	0.539	3.078	0.78	0.031	M
CID012ZH 02S											1.20	0.047	2.82	0.111	0.343	1.958	1.02	0.040	M
CID012ZH 03S											1.70	0.067	4.22	0.166	0.226	1.290	1.38	0.054	M
CID012ZH 04S											2.30	0.091	6.01	0.237	0.147	0.839	1.86	0.073	M
CID012ZH 05S											3.20	0.126	8.67	0.341	0.098	0.560	2.58	0.102	M

COMPRESSION SPRINGS

### SPECIAL INSTRUCTIONS FOR DIN-PLUS SERIES—PART 2

**PRICING:** See Inside Back Cover for up to 199 pcs. To price or order up to 1000 pcs., visit [leespring.com](http://leespring.com); 1000+ pcs. contact Lee Spring.  
**CALCULATIONS:** Spring Rate and Nominal Load are pre-calculated for Stainless Steel.

# COMPRESSION SPRINGS: DIN-PLUS SERIES- PART 2 (METRIC)

ENDS NOT GROUND • Stainless Steel EN 10270-3 Grade 1.4310-NS (Passivated)

COMPRESSION SPRINGS

LEE STOCK NUMBER	OUTSIDE DIAMETER		TO WORK IN HOLE DIAMETER		TO WORK OVER ROD DIAMETER		NOMINAL WIRE DIAMETER		NOMINAL LOAD		WORKING HEIGHT		NOMINAL FREE LENGTH		SPRING RATE		SOLID HEIGHT		PRICE GROUP
	MM	IN.	MM	IN.	MM	IN.	MM	IN.	N	LB.	MM	IN.	MM	IN.	N/MM	LB/IN.	MM	IN.	
CID016ZJ 01S	1.16	0.046	1.40	0.056	0.60	0.023	0.16	0.006	1.18	0.265	1.20	0.047	1.90	0.075	1.687	9.633	1.04	0.041	J
CID016ZJ 02S											1.60	0.063	2.70	0.106	1.079	6.161	1.36	0.054	J
CID016ZJ 03S											2.20	0.087	3.80	0.150	0.696	3.974	1.84	0.072	J
CID016ZJ 04S											2.90	0.114	5.40	0.213	0.471	2.689	2.48	0.098	J
CID016ZJ 05S											4.10	0.161	7.80	0.307	0.324	1.850	3.44	0.135	J
CID020ZK 01S	1.20	0.047	1.40	0.056	0.60	0.023	0.20	0.008	2.14	0.481	1.40	0.055	2.00	0.079	4.089	23.348	1.30	0.051	J
CID020ZK 02S											1.90	0.075	2.70	0.106	2.599	14.840	1.70	0.067	J
CID020ZK 03S											2.60	0.102	3.90	0.154	1.687	9.633	2.30	0.091	J
CID020ZK 04S											3.60	0.142	5.50	0.217	1.147	6.549	3.10	0.122	J
CID020ZK 05S											5.00	0.197	7.80	0.307	0.775	4.425	4.30	0.169	J
CID010ZL 01S	1.30	0.051	1.60	0.063	0.80	0.031	0.10	0.004	0.27	0.060	0.80	0.031	2.60	0.102	0.147	0.839	0.65	0.026	L
CID010ZL 02S											1.10	0.043	3.80	0.150	0.098	0.560	0.85	0.033	L
CID010ZL 03S											1.50	0.059	5.80	0.228	0.059	0.337	1.15	0.045	L
CID010ZL 04S											2.10	0.083	8.40	0.331	0.039	0.223	1.55	0.061	L
CID010ZL 05S											2.90	0.114	12.20	0.480	0.029	0.166	2.15	0.085	L
CID012ZM 01S	1.32	0.052	1.60	0.063	0.80	0.031	0.12	0.005	0.44	0.099	0.90	0.035	2.42	0.095	0.314	1.793	0.78	0.031	L
CID012ZM 02S											1.20	0.047	3.59	0.142	0.196	1.119	1.02	0.040	L
CID012ZM 03S											1.70	0.067	5.41	0.213	0.127	0.725	1.38	0.054	L
CID012ZM 04S											2.40	0.094	7.84	0.309	0.088	0.502	1.86	0.073	L
CID012ZM 05S											3.30	0.130	11.37	0.448	0.059	0.337	2.58	0.102	L
CID016ZN 01S	1.36	0.054	1.60	0.063	0.80	0.031	0.16	0.006	1.01	0.227	1.20	0.047	2.20	0.087	0.981	5.601	1.04	0.041	J
CID016ZN 02S											1.60	0.063	3.20	0.126	0.618	3.529	1.36	0.054	J
CID016ZN 03S											2.20	0.087	4.70	0.185	0.402	2.295	1.84	0.072	J
CID016ZN 04S											3.00	0.118	6.70	0.264	0.275	1.570	2.48	0.098	J
CID016ZN 05S											4.20	0.165	9.70	0.382	0.186	1.062	3.44	0.135	J
CID020ZA 01S	1.40	0.055	1.70	0.067	0.80	0.031	0.20	0.008	1.89	0.426	1.50	0.059	2.30	0.091	2.363	13.492	1.30	0.051	J
CID020ZA 02S											1.90	0.075	3.20	0.126	1.510	8.622	1.70	0.067	J
CID020ZA 03S											2.70	0.106	4.60	0.181	0.971	5.544	2.30	0.091	J
CID020ZA 04S											3.70	0.146	6.50	0.256	0.667	3.809	3.10	0.122	J
CID020ZA 05S											5.10	0.201	9.30	0.366	0.451	2.575	4.30	0.169	J
CID025ZP 01S	1.45	0.057	1.70	0.067	0.70	0.027	0.25	0.010	3.42	0.770	1.80	0.071	2.40	0.094	5.786	33.037	1.63	0.064	J
CID025ZP 02S											2.40	0.094	3.30	0.130	3.677	20.995	2.13	0.084	J
CID025ZP 03S											3.30	0.130	4.70	0.185	2.383	13.607	2.88	0.113	J
CID025ZP 04S											4.50	0.177	6.60	0.260	1.618	9.239	3.88	0.153	J
CID025ZP 05S											6.30	0.248	9.40	0.370	1.098	6.269	5.38	0.212	J
CID012ZQ 01S	1.72	0.068	2.10	0.083	1.20	0.047	0.12	0.005	0.34	0.077	1.00	0.039	3.84	0.151	0.127	0.725	0.78	0.031	J
CID012ZQ 02S											1.30	0.051	5.77	0.227	0.088	0.502	1.02	0.040	J
CID012ZQ 03S											1.90	0.075	8.81	0.347	0.059	0.337	1.38	0.054	J
CID012ZQ 04S											2.60	0.102	12.76	0.502	0.039	0.223	1.86	0.073	J
CID012ZQ 05S											3.60	0.142	18.66	0.735	0.029	0.166	2.58	0.102	J

### SPECIAL INSTRUCTIONS FOR DIN-PLUS SERIES-PART 2

**PRICING:** See Inside Back Cover for up to 199 pcs. To price or order up to 1000 pcs., visit [leespring.com](http://leespring.com); 1000+ pcs. contact Lee Spring.  
**CALCULATIONS:** Spring Rate and Nominal Load are pre-calculated for Stainless Steel.

# COMPRESSION SPRINGS: DIN-PLUS SERIES— PART 2 (METRIC)

ENDS NOT GROUND • Stainless Steel EN 10270-3 Grade 1.4310-NS (Passivated)

LEE STOCK NUMBER	OUTSIDE DIAMETER		TO WORK IN HOLE DIAMETER		TO WORK OVER ROD DIAMETER		NOMINAL WIRE DIAMETER		NOMINAL LOAD		WORKING HEIGHT		NOMINAL FREE LENGTH		SPRING RATE		SOLID HEIGHT		PRICE GROUP
	MM	IN.	MM	IN.	MM	IN.	MM	IN.	N	LB.	MM	IN.	MM	IN.	N/MM	LB/IN.	MM	IN.	
CID016ZR 01S	1.76	0.069	2.10	0.083	1.10	0.043	0.16	0.006	0.79	0.176	1.20	0.047	3.10	0.122	0.412	2.352	1.04	0.041	J
CID016ZR 02S											1.70	0.067	4.70	0.185	0.265	1.513	1.36	0.054	J
CID016ZR 03S											2.30	0.091	7.00	0.276	0.167	0.954	1.84	0.072	J
CID016ZR 04S											3.20	0.126	10.00	0.394	0.118	0.674	2.48	0.098	J
CID016ZR 05S											4.50	0.177	14.60	0.575	0.078	0.445	3.44	0.135	J
CID020ZS 01S	1.80	0.071	2.10	0.083	1.10	0.043	0.20	0.008	1.50	0.337	1.50	0.059	3.00	0.118	1.000	5.710	1.30	0.051	J
CID020ZS 02S											2.00	0.079	4.40	0.173	0.637	3.637	1.70	0.067	J
CID020ZS 03S											2.80	0.110	6.40	0.252	0.412	2.352	2.30	0.091	J
CID020ZS 04S											3.80	0.150	9.20	0.362	0.284	1.622	3.10	0.122	J
CID020ZS 05S											5.30	0.209	13.30	0.524	0.186	1.062	4.30	0.169	J
CID025ZT 01S	1.85	0.073	2.10	0.083	1.10	0.043	0.25	0.010	2.82	0.633	1.80	0.071	3.00	0.118	2.442	13.944	1.63	0.064	J
CID025ZT 02S											2.40	0.094	4.30	0.169	1.549	8.845	2.13	0.084	J
CID025ZT 03S											3.40	0.134	6.20	0.244	1.000	5.710	2.88	0.113	J
CID025ZT 04S											4.60	0.181	8.70	0.343	0.686	3.917	3.88	0.153	J
CID025ZT 05S											6.50	0.256	12.50	0.492	0.461	2.632	5.38	0.212	J
CID032ZU 01S	1.92	0.076	2.20	0.087	1.00	0.039	0.32	0.013	5.47	1.230	2.30	0.091	3.10	0.122	6.551	37.406	2.08	0.082	J
CID032ZU 02S											3.10	0.122	4.40	0.173	4.168	23.799	2.72	0.107	J
CID032ZU 03S											4.20	0.165	6.30	0.248	2.697	15.400	3.68	0.145	J
CID032ZU 04S											5.80	0.228	8.70	0.343	1.834	10.472	4.96	0.195	J
CID032ZU 05S											8.10	0.319	12.50	0.492	1.236	7.057	6.88	0.271	J
CID016AB 01S	2.16	0.085	2.50	0.099	1.50	0.059	0.16	0.006	0.65	0.145	1.30	0.051	4.30	0.169	0.216	1.233	1.04	0.041	J
CID016AB 02S											1.80	0.071	6.50	0.256	0.137	0.782	1.36	0.054	J
CID016AB 03S											2.40	0.094	9.80	0.386	0.088	0.502	1.84	0.072	J
CID016AB 04S											3.40	0.134	14.20	0.559	0.059	0.337	2.48	0.098	J
CID016AB 05S											4.80	0.189	20.90	0.823	0.039	0.223	3.44	0.135	J
CID020AC 01S	2.20	0.087	2.60	0.103	1.50	0.059	0.20	0.008	1.24	0.278	1.50	0.059	4.00	0.157	0.510	2.912	1.30	0.051	J
CID020AC 02S											2.10	0.083	5.90	0.232	0.324	1.850	1.70	0.067	J
CID020AC 03S											2.90	0.114	8.70	0.343	0.206	1.176	2.30	0.091	J
CID020AC 04S											4.00	0.157	12.60	0.496	0.147	0.839	3.10	0.122	J
CID020AC 05S											5.60	0.220	18.30	0.720	0.098	0.560	4.30	0.169	J
CID025BA 01S	2.25	0.089	2.60	0.103	1.50	0.059	0.25	0.010	2.34	0.527	1.90	0.075	3.70	0.146	1.245	7.109	1.63	0.064	J
CID025BA 02S											2.50	0.098	5.50	0.217	0.794	4.534	2.13	0.084	J
CID025BA 03S											3.50	0.138	8.00	0.315	0.510	2.912	2.88	0.113	J
CID025BA 04S											4.70	0.185	11.40	0.449	0.353	2.016	3.88	0.153	J
CID025BA 05S											6.70	0.264	16.60	0.654	0.235	1.342	5.38	0.212	J
CID032BB 01S	2.32	0.091	2.60	0.103	1.40	0.055	0.32	0.013	4.69	1.054	2.30	0.091	3.70	0.146	3.354	19.151	2.08	0.082	J
CID032BB 02S											3.10	0.122	5.30	0.209	2.138	12.208	2.72	0.107	J
CID032BB 03S											4.30	0.169	7.70	0.303	1.383	7.897	3.68	0.145	J
CID032BB 04S											5.90	0.232	10.90	0.429	0.941	5.373	4.96	0.195	J
CID032BB 05S											8.20	0.323	15.60	0.614	0.637	3.637	6.88	0.271	J

COMPRESSION SPRINGS

### SPECIAL INSTRUCTIONS FOR DIN-PLUS SERIES—PART 2

**PRICING:** See Inside Back Cover for up to 199 pcs. To price or order up to 1000 pcs., visit [leespring.com](http://leespring.com); 1000+ pcs. contact Lee Spring.  
**CALCULATIONS:** Spring Rate and Nominal Load are pre-calculated for Stainless Steel.

# COMPRESSION SPRINGS: DIN-PLUS SERIES- PART 2 (METRIC)

ENDS NOT GROUND • Stainless Steel EN 10270-3 Grade 1.4310-NS (Passivated)

COMPRESSION SPRINGS

LEE STOCK NUMBER	OUTSIDE DIAMETER		TO WORK IN HOLE DIAMETER		TO WORK OVER ROD DIAMETER		NOMINAL WIRE DIAMETER		NOMINAL LOAD		WORKING HEIGHT		NOMINAL FREE LENGTH		SPRING RATE		SOLID HEIGHT		PRICE GROUP
	MM	IN.	MM	IN.	MM	IN.	MM	IN.	N	LB.	MM	IN.	MM	IN.	N/MM	LB/IN.	MM	IN.	
CID040BC 01S	2.40	0.094	2.80	0.111	1.30	0.051	0.40	0.016	8.55	1.922	2.90	0.114	3.90	0.154	8.179	46.701	2.60	0.102	J
CID040BC 02S											3.80	0.150	5.50	0.217	5.207	29.731	3.40	0.134	J
CID040BC 03S											5.30	0.209	7.80	0.307	3.373	19.259	4.60	0.181	J
CID040BC 04S											7.20	0.283	10.90	0.429	2.295	13.104	6.20	0.244	J
CID040BC 05S											10.10	0.398	15.60	0.614	1.549	8.845	8.60	0.339	J
CID020CA 01S	2.70	0.106	3.10	0.123	2.00	0.078	0.20	0.008	1.00	0.225	1.60	0.063	5.40	0.213	0.265	1.513	1.30	0.051	J
CID020CA 02S											2.20	0.087	8.20	0.323	0.167	0.954	1.70	0.067	J
CID020CA 03S											3.10	0.122	12.40	0.488	0.108	0.617	2.30	0.091	J
CID020CA 04S											4.20	0.165	17.90	0.705	0.069	0.394	3.10	0.122	J
CID020CA 05S											5.90	0.232	26.20	1.031	0.049	0.280	4.30	0.169	J
CID025CB 01S	2.75	0.108	3.10	0.123	1.90	0.074	0.25	0.010	1.92	0.432	1.90	0.075	4.90	0.193	0.637	3.637	1.63	0.064	J
CID025CB 02S											2.60	0.102	7.30	0.287	0.412	2.352	2.13	0.084	J
CID025CB 03S											3.60	0.142	10.90	0.429	0.265	1.513	2.88	0.113	J
CID025CB 04S											5.00	0.197	15.70	0.618	0.177	1.011	3.88	0.153	J
CID025CB 05S											7.00	0.276	22.90	0.902	0.118	0.674	5.38	0.212	J
CID032CC 01S	2.82	0.111	3.10	0.123	1.90	0.074	0.32	0.013	3.91	0.880	2.40	0.094	4.70	0.185	1.716	9.798	2.08	0.082	J
CID032CC 02S											3.20	0.126	6.80	0.268	1.089	6.218	2.72	0.107	J
CID032CC 03S											4.40	0.173	10.00	0.394	0.706	4.031	3.68	0.145	J
CID032CC 04S											6.10	0.240	14.20	0.559	0.481	2.746	4.96	0.195	J
CID032CC 05S											8.50	0.335	20.60	0.811	0.324	1.850	6.88	0.271	J
CID040CD 01S	2.90	0.114	3.30	0.130	1.80	0.070	0.40	0.016	7.33	1.647	2.90	0.114	4.70	0.185	4.187	23.907	2.60	0.102	J
CID040CD 02S											3.90	0.154	6.70	0.264	2.667	15.228	3.40	0.134	J
CID040CD 03S											5.40	0.213	9.60	0.378	1.726	9.855	4.60	0.181	J
CID040CD 04S											7.30	0.287	13.60	0.535	1.177	6.721	6.20	0.244	J
CID040CD 05S											10.30	0.406	19.50	0.768	0.794	4.534	8.60	0.339	J
CID025DA 01S	3.45	0.136	4.00	0.158	2.50	0.098	0.25	0.010	1.53	0.344	2.00	0.079	7.10	0.280	0.304	1.736	1.63	0.064	J
CID025DA 02S											2.80	0.110	10.70	0.421	0.196	1.119	2.13	0.084	J
CID025DA 03S											3.80	0.150	16.10	0.634	0.127	0.725	2.88	0.113	J
CID025DA 04S											5.30	0.209	23.30	0.917	0.088	0.502	3.88	0.153	J
CID025DA 05S											7.50	0.295	34.10	1.343	0.059	0.337	5.38	0.212	J
CID032DB 01S	3.52	0.139	4.00	0.158	2.40	0.094	0.32	0.013	3.16	0.710	2.50	0.098	6.30	0.248	0.814	4.648	2.08	0.082	J
CID032DB 02S											3.30	0.130	9.40	0.370	0.520	2.969	2.72	0.107	J
CID032DB 03S											4.60	0.181	14.00	0.551	0.333	1.901	3.68	0.145	J
CID032DB 04S											6.30	0.248	20.10	0.791	0.226	1.290	4.96	0.195	J
CID032DB 05S											8.90	0.350	29.30	1.154	0.157	0.896	6.88	0.271	J
CID040DC 01S	3.60	0.142	4.00	0.158	2.50	0.098	0.40	0.016	6.00	1.349	3.00	0.118	6.00	0.236	2.001	11.426	2.60	0.102	J
CID040DC 02S											4.00	0.157	8.70	0.343	1.275	7.280	3.40	0.134	J
CID040DC 03S											5.50	0.217	12.80	0.504	0.824	4.705	4.60	0.181	J
CID040DC 04S											7.60	0.299	18.30	0.720	0.559	3.192	6.20	0.244	J
CID040DC 05S											10.70	0.421	26.50	1.043	0.382	2.181	8.60	0.339	J

### SPECIAL INSTRUCTIONS FOR DIN-PLUS SERIES-PART 2

**PRICING:** See Inside Back Cover for up to 199 pcs. To price or order up to 1000 pcs., visit leespring.com; 1000+ pcs. contact Lee Spring.  
**CALCULATIONS:** Spring Rate and Nominal Load are pre-calculated for Stainless Steel.



# COMPRESSION SPRINGS: DIN-PLUS SERIES- PART 2 (METRIC)

ENDS NOT GROUND • Stainless Steel EN 10270-3 Grade 1.4310-NS (Passivated)

LEE STOCK NUMBER	OUTSIDE DIAMETER		TO WORK IN HOLE DIAMETER		TO WORK OVER ROD DIAMETER		NOMINAL WIRE DIAMETER		NOMINAL LOAD		WORKING HEIGHT		NOMINAL FREE LENGTH		SPRING RATE		SOLID HEIGHT		PRICE GROUP
	MM	IN.	MM	IN.	MM	IN.	MM	IN.	N	LB.	MM	IN.	MM	IN.	N/MM	LB/IN.	MM	IN.	
CID032DF 01S	4.32	0.170	4.80	0.189	3.20	0.125	0.32	0.013	2.57	0.578	2.60	0.102	8.70	0.343	0.422	2.410	2.08	0.082	J
CID032DF 02S											3.50	0.138	13.10	0.516	0.265	1.513	2.72	0.107	J
CID032DF 03S	4.32	0.170	4.80	0.189	3.20	0.125	0.32	0.013	2.57	0.578	4.90	0.193	19.80	0.780	0.177	1.011	3.68	0.145	J
CID032DF 04S											6.70	0.264	28.60	1.126	0.118	0.674	4.96	0.195	J
CID032DF 05S	4.32	0.170	4.80	0.189	3.20	0.125	0.32	0.013	2.57	0.578	9.50	0.374	41.90	1.650	0.078	0.445	6.88	0.271	J
CID040DG 01S	4.40	0.173	5.00	0.197	3.20	0.125	0.40	0.016	4.93	1.109	3.10	0.122	7.90	0.311	1.020	5.824	2.60	0.102	J
CID040DG 02S											4.20	0.165	11.70	0.461	0.647	3.694	3.40	0.134	J
CID040DG 03S	4.40	0.173	5.00	0.197	3.20	0.125	0.40	0.016	4.93	1.109	5.80	0.228	17.50	0.689	0.422	2.410	4.60	0.181	J
CID040DG 04S											7.90	0.311	25.10	0.988	0.284	1.622	6.20	0.244	J
CID040DG 05S	4.40	0.173	5.00	0.197	3.20	0.125	0.40	0.016	4.93	1.109	11.20	0.441	36.60	1.441	0.196	1.119	8.60	0.339	J
CID040EG 01S	5.40	0.213	6.00	0.237	4.10	0.161	0.40	0.016	4.01	0.902	3.20	0.126	10.90	0.429	0.520	2.969	2.60	0.102	J
CID040EG 02S											4.40	0.173	16.40	0.646	0.333	1.901	3.40	0.134	J
CID040EG 03S	5.40	0.213	6.00	0.237	4.10	0.161	0.40	0.016	4.01	0.902	6.10	0.240	24.70	0.972	0.216	1.233	4.60	0.181	J
CID040EG 04S											8.40	0.331	35.80	1.409	0.147	0.839	6.20	0.244	J
CID040EG 05S	5.40	0.213	6.00	0.237	4.10	0.161	0.40	0.016	4.01	0.902	11.90	0.469	52.40	2.063	0.098	0.560	8.60	0.339	J

COMPRESSION SPRINGS

### SPECIAL INSTRUCTIONS FOR DIN-PLUS SERIES-PART 2

**PRICING:** See Inside Back Cover for up to 199 pcs. To price or order up to 1000 pcs., visit [leespring.com](http://leespring.com); 1000+ pcs. contact Lee Spring.  
**CALCULATIONS:** Spring Rate and Nominal Load are pre-calculated for Stainless Steel.

# COMPRESSION SPRINGS: DIN-PLUS SERIES- PART 1 (METRIC)

ENDS ARE GROUND • Spring Steel EN 10270-1-SH (Plated)

COMPRESSION SPRINGS

LEE STOCK NUMBER	OUTSIDE DIAMETER		TO WORK IN HOLE DIAMETER		TO WORK OVER ROD DIAMETER		NOMINAL WIRE DIAMETER		NOMINAL LOAD		WORKING HEIGHT		NOMINAL FREE LENGTH		SPRING RATE		SOLID HEIGHT		PRICE GROUP
	MM	IN.	MM	IN.	MM	IN.	MM	IN.	N	LB.	MM	IN.	MM	IN.	N/MM	LB/IN.	MM	IN.	
LCD050AA 01 M	3.00	0.118	3.40	0.134	1.70	0.066	0.50	0.020	10.40	2.337	3.50	0.138	4.40	0.173	11.57	66.06	2.75	0.108	F
LCD050AA 02 M											4.70	0.185	6.10	0.240	7.42	42.37	3.75	0.148	F
LCD050AA 03 M											6.50	0.256	8.70	0.343	4.80	27.41	5.25	0.207	F
LCD050AA 04 M											9.00	0.354	12.00	0.472	3.27	18.67	7.25	0.285	F
LCD050AA 05 M											12.80	0.504	17.50	0.689	2.21	12.62	10.25	0.404	F
LCD050AB 01 M	3.70	0.146	4.10	0.162	2.40	0.094	0.50	0.020	10.00	2.249	3.70	0.146	5.50	0.217	5.57	31.80	2.75	0.108	F
LCD050AB 02 M											5.10	0.201	7.90	0.311	3.53	20.16	3.75	0.148	F
LCD050AB 03 M											7.10	0.280	11.50	0.453	2.28	13.02	5.25	0.207	F
LCD050AB 04 M											9.80	0.386	16.00	0.630	1.56	8.91	7.25	0.285	F
LCD050AB 05 M											14.00	0.551	23.50	0.925	1.05	6.00	10.25	0.404	F
LCD063AC 01 M	3.83	0.151	4.20	0.166	2.30	0.090	0.63	0.025	20.99	4.718	4.00	0.157	5.50	0.217	14.02	80.05	3.47	0.137	F
LCD063AC 02 M											5.40	0.213	7.80	0.307	8.90	50.82	4.73	0.186	F
LCD063AC 03 M											7.50	0.295	11.00	0.433	5.77	32.95	6.62	0.261	F
LCD063AC 04 M											10.30	0.406	15.50	0.610	3.93	22.44	9.14	0.360	F
LCD063AC 05 M											14.70	0.579	22.50	0.886	2.65	15.13	12.92	0.509	F
LCD050AE 01 M	4.50	0.177	5.00	0.197	3.10	0.122	0.50	0.020	9.32	2.095	3.70	0.146	7.00	0.276	2.83	16.16	2.75	0.108	F
LCD050AE 02 M											5.10	0.201	10.00	0.394	1.81	10.33	3.75	0.148	F
LCD050AE 03 M											7.10	0.280	15.00	0.591	1.17	6.68	5.25	0.207	F
LCD050AE 04 M											9.80	0.386	21.50	0.846	0.79	4.51	7.25	0.285	F
LCD050AE 05 M											14.00	0.551	31.00	1.220	0.54	3.08	10.25	0.404	F
LCD063BA 01 M	4.63	0.182	5.00	0.197	3.00	0.118	0.63	0.025	17.16	3.858	4.30	0.169	6.70	0.264	7.16	40.88	3.47	0.137	F
LCD063BA 02 M											5.80	0.228	9.60	0.378	4.55	25.98	4.73	0.186	F
LCD063BA 03 M											8.20	0.323	14.00	0.551	2.94	16.79	6.62	0.261	F
LCD063BA 04 M											11.30	0.445	20.00	0.787	2.00	11.42	9.14	0.360	F
LCD063BA 05 M											16.20	0.638	29.00	1.142	1.35	7.71	12.92	0.509	F
LCD080BB 01 M	4.80	0.189	5.30	0.209	2.80	0.110	0.80	0.031	31.87	7.165	5.20	0.205	6.90	0.272	18.53	105.80	4.40	0.173	F
LCD080BB 02 M											7.00	0.276	9.70	0.382	11.87	67.78	6.00	0.236	F
LCD080BB 03 M											9.80	0.386	14.00	0.551	7.67	43.79	8.40	0.331	F
LCD080BB 04 M											13.50	0.531	19.50	0.768	5.22	29.81	11.60	0.457	F
LCD080BB 05 M											19.10	0.752	28.00	1.102	3.52	20.10	16.40	0.646	F
LCD050BD 01 M	5.50	0.217	6.20	0.245	4.00	0.157	0.50	0.020	8.04	1.808	3.90	0.154	9.40	0.370	1.46	8.34	2.75	0.108	F
LCD050BD 02 M											5.40	0.213	14.00	0.551	0.93	5.31	3.75	0.148	F
LCD050BD 03 M											7.60	0.299	20.50	0.807	0.61	3.48	5.25	0.207	F
LCD050BD 04 M											10.60	0.417	30.00	1.181	0.41	2.34	7.25	0.285	G
LCD050BD 05 M											15.10	0.594	44.50	1.752	0.27	1.54	10.25	0.404	G
LCD063BE 01 M	5.63	0.222	6.10	0.241	3.90	0.153	0.63	0.025	15.50	3.483	4.30	0.169	8.50	0.335	3.69	21.07	3.47	0.137	F
LCD063BE 02 M											5.80	0.228	12.50	0.492	2.35	13.42	4.73	0.186	F
LCD063BE 03 M											8.20	0.323	18.50	0.728	1.52	8.68	6.62	0.261	F
LCD063BE 04 M											11.30	0.445	26.00	1.024	1.03	5.88	9.14	0.360	F
LCD063BE 05 M											16.20	0.638	38.50	1.516	0.70	4.00	12.92	0.509	G

### SPECIAL INSTRUCTIONS FOR DIN-PLUS SERIES- PART 1

**PRICING:** See Inside Back Cover for up to 199 pcs. To price or order 200+ pcs. contact Lee Spring.  
**CALCULATIONS:** Spring Rate and Nominal Load are pre-calculated for Spring Steel.

# COMPRESSION SPRINGS: DIN-PLUS SERIES- PART 1 (METRIC)

ENDS ARE GROUND • Spring Steel EN 10270-1-SH (Plated)

COMPRESSION SPRINGS

LEE STOCK NUMBER	OUTSIDE DIAMETER		TO WORK IN HOLE DIAMETER		TO WORK OVER ROD DIAMETER		NOMINAL WIRE DIAMETER		NOMINAL LOAD		WORKING HEIGHT		NOMINAL FREE LENGTH		SPRING RATE		SOLID HEIGHT		PRICE GROUP
	MM	IN.	MM	IN.	MM	IN.	MM	IN.	N	LB.	MM	IN.	MM	IN.	N/MM	LB/IN.	MM	IN.	
LCD080BF 01 M	5.80	0.228	6.30	0.249	3.80	0.149	0.80	0.031	25.99	5.843	5.60	0.220	8.30	0.327	9.53	54.42	4.40	0.173	F
LCD080BF 02 M											7.70	0.303	12.00	0.472	6.07	34.66	6.00	0.236	F
LCD080BF 03 M											10.90	0.429	17.50	0.689	3.92	22.38	8.40	0.331	F
LCD080BF 04 M											15.10	0.594	24.50	0.965	2.67	15.25	11.60	0.457	G
LCD080BF 05 M											21.50	0.846	36.00	1.417	1.80	10.28	16.40	0.646	G
LCD100C 01 M	6.00	0.236	6.50	0.256	3.60	0.141	1.00	0.039	43.74	9.833	6.60	0.260	8.50	0.335	23.24	132.70	5.50	0.217	F
LCD100C 02 M											9.00	0.354	12.00	0.472	14.81	84.56	7.50	0.295	F
LCD100C 03 M											12.60	0.496	17.00	0.669	9.57	54.64	10.50	0.413	F
LCD100C 04 M											17.40	0.685	24.00	0.945	6.51	37.17	14.50	0.571	F
LCD100C 05 M											24.60	0.969	34.50	1.358	4.40	25.12	20.50	0.807	G
LCD050CE 01 M	6.80	0.268	7.50	0.296	5.30	0.208	0.50	0.020	6.57	1.477	4.30	0.169	13.50	0.531	0.73	4.17	2.75	0.108	F
LCD050CE 02 M											6.00	0.236	20.00	0.787	0.46	2.63	3.75	0.148	F
LCD050CE 03 M											8.70	0.343	30.00	1.181	0.30	1.71	5.25	0.207	F
LCD050CE 04 M											12.20	0.480	44.00	1.732	0.21	1.20	7.25	0.285	G
LCD050CE 05 M											17.40	0.685	65.00	2.559	0.14	0.80	10.25	0.404	G
LCD063CF 01 M	6.93	0.273	7.60	0.300	5.10	0.200	0.63	0.025	12.46	2.800	4.60	0.181	11.50	0.453	1.83	10.45	3.47	0.137	G
LCD063CF 02 M											6.20	0.244	17.00	0.669	1.17	6.68	4.73	0.186	G
LCD063CF 03 M											8.90	0.350	25.50	1.004	0.76	4.34	6.62	0.261	G
LCD063CF 04 M											12.30	0.484	36.50	1.437	0.51	2.91	9.14	0.360	G
LCD063CF 05 M											17.70	0.697	54.00	2.126	0.34	1.94	12.92	0.509	G
LCD080CG 01 M	7.10	0.280	7.70	0.304	5.00	0.196	0.80	0.031	24.03	5.402	5.60	0.220	10.50	0.413	4.77	27.24	4.40	0.173	F
LCD080CG 02 M											7.70	0.303	15.50	0.610	3.03	17.30	6.00	0.236	F
LCD080CG 03 M											10.90	0.429	23.00	0.906	1.96	11.19	8.40	0.331	F
LCD080CG 04 M											15.10	0.594	33.00	1.299	1.33	7.59	11.60	0.457	F
LCD080CG 05 M											21.50	0.846	48.00	1.890	0.90	5.14	16.40	0.646	G
LCD100CH 01 M	7.30	0.287	7.80	0.308	4.90	0.192	1.00	0.039	34.13	7.672	7.30	0.287	10.00	0.394	11.57	66.06	5.50	0.217	F
LCD100CH 02 M											10.10	0.398	14.50	0.571	7.39	42.20	7.50	0.295	F
LCD100CH 03 M											14.30	0.563	21.50	0.846	4.79	27.35	10.50	0.413	F
LCD100CH 04 M											19.90	0.783	30.50	1.201	3.26	18.61	14.50	0.571	F
LCD100CH 05 M											28.30	1.114	43.50	1.713	2.20	12.56	20.50	0.807	G
LCD125DA 01 M	7.55	0.297	8.10	0.319	4.70	0.185	1.25	0.049	133.38	29.984	7.20	0.283	12.00	0.472	29.03	165.76	6.88	0.271	F
LCD125DA 02 M											9.80	0.386	17.00	0.669	18.04	103.01	9.38	0.369	F
LCD125DA 03 M											13.80	0.543	25.00	0.984	11.77	67.21	13.13	0.517	F
LCD125DA 04 M											19.20	0.756	35.50	1.398	8.09	46.19	18.13	0.714	F
LCD125DA 05 M											27.10	1.067	51.50	2.028	5.39	30.78	25.63	1.009	G
LCD063DF 01 M	8.63	0.340	9.40	0.371	6.80	0.267	0.63	0.025	10.00	2.249	5.10	0.201	16.00	0.630	0.89	5.08	3.47	0.137	F
LCD063DF 02 M											7.10	0.280	24.50	0.965	0.57	3.25	4.73	0.186	F
LCD063DF 03 M											10.20	0.402	37.00	1.457	0.37	2.11	6.62	0.261	F
LCD063DF 04 M											14.30	0.563	55.00	2.165	0.25	1.43	9.14	0.360	G
LCD063DF 05 M											20.60	0.811	80.50	3.169	0.17	0.97	12.92	0.509	G

### SPECIAL INSTRUCTIONS FOR DIN-PLUS SERIES- PART 1

**PRICING:** See Inside Back Cover for up to 199 pcs. To price or order 200+ pcs. contact Lee Spring.  
**CALCULATIONS:** Spring Rate and Nominal Load are pre-calculated for Spring Steel.

# COMPRESSION SPRINGS: DIN-PLUS SERIES- PART 1 (METRIC)

ENDS ARE GROUND • Spring Steel EN 10270-1-SH (Plated)

COMPRESSION SPRINGS

LEE STOCK NUMBER	OUTSIDE DIAMETER		TO WORK IN HOLE DIAMETER		TO WORK OVER ROD DIAMETER		NOMINAL WIRE DIAMETER		NOMINAL LOAD		WORKING HEIGHT		NOMINAL FREE LENGTH		SPRING RATE		SOLID HEIGHT		PRICE GROUP
	MM	IN.	MM	IN.	MM	IN.	MM	IN.	N	LB.	MM	IN.	MM	IN.	N/MM	LB/IN.	MM	IN.	
LCD080DG 01 M	8.80	0.346	9.60	0.378	6.60	0.259	0.80	0.031	19.52	4.387	6.10	0.240	14.50	0.571	2.32	13.25	4.40	0.173	F
LCD080DG 02 M											8.40	0.331	21.50	0.846	1.48	8.45	6.00	0.236	F
LCD080DG 03 M											12.00	0.472	32.00	1.260	0.96	5.48	8.40	0.331	F
LCD080DG 04 M											16.70	0.657	47.00	1.850	0.65	3.71	11.60	0.457	G
LCD080DG 05 M											23.80	0.937	68.00	2.677	0.44	2.51	16.40	0.646	G
LCD100E 01 M	9.00	0.354	9.60	0.378	6.50	0.255	1.00	0.039	33.15	7.452	7.30	0.287	13.00	0.512	5.68	32.43	5.50	0.217	F
LCD100E 02 M											10.10	0.398	19.00	0.748	3.61	20.61	7.50	0.295	F
LCD100E 03 M											14.30	0.563	28.50	1.122	2.33	13.30	10.50	0.413	F
LCD100E 04 M											19.90	0.783	40.50	1.594	1.59	9.08	14.50	0.571	G
LCD100E 05 M											28.30	1.114	59.00	2.323	1.08	6.17	20.50	0.807	G
LCD125EB 01 M	9.25	0.364	9.90	0.390	6.10	0.240	1.25	0.049	104.94	23.590	7.40	0.291	15.00	0.591	14.32	81.77	6.88	0.271	F
LCD125EB 02 M											10.50	0.413	22.00	0.866	8.92	50.93	9.38	0.369	F
LCD125EB 03 M											14.90	0.587	33.00	1.299	5.83	33.29	13.13	0.517	F
LCD125EB 04 M											21.00	0.827	47.50	1.870	3.96	22.61	18.13	0.714	G
LCD125EB 05 M											30.00	1.181	69.00	2.717	2.69	15.36	25.63	1.009	G
LCD160EE 01 M	9.60	0.378	10.10	0.398	5.90	0.232	1.60	0.063	211.83	47.622	9.00	0.354	14.50	0.571	37.27	212.81	8.80	0.346	G
LCD160EE 02 M											12.60	0.496	21.50	0.846	23.73	135.50	12.00	0.472	G
LCD160EE 03 M											17.90	0.705	31.50	1.240	15.40	87.93	16.80	0.661	G
LCD160EE 04 M											24.80	0.976	45.00	1.772	10.40	59.38	23.20	0.913	G
LCD160EE 05 M											35.20	1.386	65.50	2.579	7.05	40.25	32.80	1.291	K
LCD080F 01 M	10.80	0.425	11.60	0.457	8.60	0.338	0.80	0.031	15.40	3.461	6.90	0.272	20.00	0.787	1.20	6.85	4.40	0.173	F
LCD080F 02 M											9.80	0.386	30.00	1.181	0.76	4.34	6.00	0.236	F
LCD080F 03 M											14.30	0.563	45.50	1.791	0.49	2.80	8.40	0.331	G
LCD080F 04 M											19.90	0.783	66.00	2.598	0.33	1.88	11.60	0.457	J
LCD080F 05 M											28.50	1.122	96.50	3.799	0.23	1.31	16.40	0.646	K
LCD100FC 01 M	11.00	0.433	11.80	0.465	8.40	0.330	1.00	0.039	27.36	6.151	8.00	0.315	17.50	0.689	2.90	16.56	5.50	0.217	F
LCD100FC 02 M											11.20	0.441	26.00	1.024	1.85	10.56	7.50	0.295	F
LCD100FC 03 M											16.00	0.630	39.00	1.535	1.20	6.85	10.50	0.413	G
LCD100FC 04 M											22.40	0.882	56.00	2.205	0.81	4.63	14.50	0.571	G
LCD100FC 05 M											32.00	1.260	81.50	3.209	0.55	3.14	20.50	0.807	G
LCD125FF 01 M	11.25	0.443	11.90	0.469	8.20	0.322	1.25	0.049	85.42	19.203	7.70	0.303	20.00	0.787	7.09	40.48	6.88	0.271	F
LCD125FF 02 M											10.80	0.425	29.50	1.161	4.51	25.75	9.38	0.369	G
LCD125FF 03 M											15.20	0.598	44.50	1.752	2.92	16.67	13.13	0.517	J
LCD125FF 04 M											21.10	0.831	64.00	2.520	1.99	11.36	18.13	0.714	K
LCD125FF 05 M											30.00	1.181	93.50	3.681	1.34	7.65	25.63	1.009	K
LCD160FG 01 M	11.60	0.457	12.10	0.477	7.90	0.311	1.60	0.063	169.66	38.141	9.40	0.370	18.50	0.728	19.12	109.17	8.80	0.346	F
LCD160FG 02 M											13.20	0.520	27.00	1.063	12.16	69.43	12.00	0.472	G
LCD160FG 03 M											18.90	0.744	40.50	1.594	7.87	44.94	16.80	0.661	G
LCD160FG 04 M											26.50	1.043	58.50	2.303	5.33	30.43	23.20	0.913	K
LCD160FG 05 M											37.90	1.492	85.00	3.346	3.61	20.61	32.80	1.291	K

### SPECIAL INSTRUCTIONS FOR DIN-PLUS SERIES- PART 1

**PRICING:** See Inside Back Cover for up to 199 pcs. To price or order 200+ pcs. contact Lee Spring.  
**CALCULATIONS:** Spring Rate and Nominal Load are pre-calculated for Spring Steel.

# COMPRESSION SPRINGS: DIN-PLUS SERIES- PART 1 (METRIC)

ENDS ARE GROUND • Spring Steel EN 10270-1-SH (Plated)

COMPRESSION SPRINGS

LEE STOCK NUMBER	OUTSIDE DIAMETER		TO WORK IN HOLE DIAMETER		TO WORK OVER ROD DIAMETER		NOMINAL WIRE DIAMETER		NOMINAL LOAD		WORKING HEIGHT		NOMINAL FREE LENGTH		SPRING RATE		SOLID HEIGHT		PRICE GROUP
	MM	IN.	MM	IN.	MM	IN.	MM	IN.	N	LB.	MM	IN.	MM	IN.	N/MM	LB/IN.	MM	IN.	
LCD200G 01 M	12.00	0.472	12.50	0.493	7.50	0.295	2.00	0.079	317.75	71.433	11.20	0.441	18.00	0.709	46.58	265.97	11.00	0.433	L
LCD200G 02 M											15.60	0.614	26.50	1.043	29.71	169.64	15.00	0.591	L
LCD200G 03 M											22.00	0.866	38.50	1.516	19.22	109.74	21.00	0.827	N
LCD200G 04 M											30.60	1.205	55.00	2.165	13.04	74.46	29.00	1.142	S
LCD200G 05 M											43.40	1.709	79.50	3.130	8.81	50.30	41.00	1.614	X
LCD100GH 01 M	13.50	0.531	14.40	0.567	10.80	0.425	1.00	0.039	21.97	4.939	9.40	0.370	24.00	0.945	1.49	8.51	5.50	0.217	F
LCD100GH 02 M											13.40	0.528	36.50	1.437	0.95	5.42	7.50	0.295	G
LCD100GH 03 M											19.40	0.764	55.50	2.185	0.61	3.48	10.50	0.413	G
LCD100GH 04 M											27.40	1.079	80.50	3.169	0.41	2.34	14.50	0.571	L
LCD100GH 05 M											39.40	1.551	115.00	4.528	0.28	1.60	20.50	0.807	R
LCD125GJ 01 M	13.75	0.541	14.60	0.575	10.60	0.417	1.25	0.049	69.04	15.521	8.20	0.323	27.00	1.063	3.63	20.73	6.88	0.271	G
LCD125GJ 02 M											11.60	0.457	41.50	1.634	2.31	13.19	9.38	0.369	G
LCD125GJ 03 M											16.50	0.650	62.50	2.461	1.49	8.51	13.13	0.517	G
LCD125GJ 04 M											23.10	0.909	90.50	3.563	1.02	5.82	18.13	0.714	N
LCD125GJ 05 M											32.90	1.295	130.00	5.118	0.69	3.94	25.63	1.009	W
LCD160GL 01 M	14.10	0.555	14.70	0.579	10.30	0.405	1.60	0.063	135.34	30.425	10.00	0.394	24.00	0.945	9.76	55.73	8.80	0.346	G
LCD160GL 02 M											14.10	0.555	36.00	1.417	6.23	35.57	12.00	0.472	G
LCD160GL 03 M											20.10	0.791	53.50	2.106	4.04	23.07	16.80	0.661	J
LCD160GL 04 M											28.00	1.102	78.00	3.071	2.73	15.59	23.20	0.913	P
LCD160GL 05 M											39.90	1.571	115.00	4.528	1.84	10.51	32.80	1.291	U
LCD200GM 01 M	14.50	0.571	15.10	0.595	9.90	0.389	2.00	0.079	254.00	57.102	11.70	0.461	22.50	0.886	23.93	136.64	11.00	0.433	L
LCD200GM 02 M											16.40	0.646	33.00	1.299	15.20	86.79	15.00	0.591	N
LCD200GM 03 M											23.50	0.925	49.50	1.949	9.81	56.01	21.00	0.827	S
LCD200GM 04 M											33.00	1.299	71.00	2.795	6.69	38.20	29.00	1.142	W
LCD200GM 05 M											47.20	1.858	105.00	4.134	4.52	25.81	41.00	1.614	AG
LCD250H 01 M	15.00	0.591	15.60	0.615	9.40	0.370	2.50	0.098	467.79	105.165	14.00	0.551	22.00	0.866	58.35	333.17	13.75	0.541	N
LCD250H 02 M											19.50	0.768	32.00	1.260	37.17	212.24	18.75	0.738	R
LCD250H 03 M											27.80	1.094	47.50	1.870	24.03	137.21	26.25	1.033	S
LCD250H 04 M											38.70	1.524	67.50	2.657	16.28	92.96	36.25	1.427	X
LCD250H 05 M											55.10	2.169	98.00	3.858	10.98	62.69	51.25	2.018	AJ
LCD125HK 01 M	17.25	0.679	18.20	0.717	14.10	0.555	1.25	0.049	54.23	12.192	9.10	0.358	40.50	1.594	1.73	9.88	6.88	0.271	K
LCD125HK 02 M											12.90	0.508	62.00	2.441	1.10	6.28	9.38	0.369	L
LCD125HK 03 M											18.50	0.728	94.00	3.701	0.72	4.11	13.13	0.517	N
LCD125HK 04 M											26.00	1.024	140.00	5.512	0.48	2.74	18.13	0.714	W
LCD125HK 05 M											37.30	1.469	205.00	8.071	0.32	1.83	25.63	1.009	AG
LCD160HM 01 M	17.60	0.693	18.50	0.729	13.70	0.539	1.60	0.063	105.92	23.811	11.00	0.433	34.00	1.339	4.65	26.55	8.80	0.346	L
LCD160HM 02 M											15.50	0.610	51.50	2.028	2.96	16.90	12.00	0.472	U
LCD160HM 03 M											22.20	0.874	77.50	3.051	1.92	10.96	16.80	0.661	AC
LCD160HM 04 M											31.20	1.228	110.00	4.331	1.30	7.42	23.20	0.913	AJ
LCD160HM 05 M											44.60	1.756	165.00	6.496	0.88	5.02	32.80	1.291	AL

### SPECIAL INSTRUCTIONS FOR DIN-PLUS SERIES- PART 1

**PRICING:** See Inside Back Cover for up to 199 pcs. To price or order 200+ pcs. contact Lee Spring.  
**CALCULATIONS:** Spring Rate and Nominal Load are pre-calculated for Spring Steel.

# COMPRESSION SPRINGS: DIN-PLUS SERIES- PART 1 (METRIC)

ENDS ARE GROUND • Spring Steel EN 10270-1-SH (Plated)

COMPRESSION SPRINGS

LEE STOCK NUMBER	OUTSIDE DIAMETER		TO WORK IN HOLE DIAMETER		TO WORK OVER ROD DIAMETER		NOMINAL WIRE DIAMETER		NOMINAL LOAD		WORKING HEIGHT		NOMINAL FREE LENGTH		SPRING RATE		SOLID HEIGHT		PRICE GROUP
	MM	IN.	MM	IN.	MM	IN.	MM	IN.	N	LB.	MM	IN.	MM	IN.	N/MM	LB/IN.	MM	IN.	
LCD200HN 01 M	18.00	0.709	18.60	0.733	13.40	0.527	2.00	0.079	198.10	44.535	12.50	0.492	30.00	1.181	11.38	64.98	11.00	0.433	N
LCD200HN 02 M											17.70	0.697	45.00	1.772	7.24	41.34	15.00	0.591	S
LCD200HN 03 M	18.00	0.709	18.60	0.733	13.40	0.527	2.00	0.079	198.10	44.535	25.50	1.004	68.00	2.677	4.69	26.78	21.00	0.827	AB
LCD200HN 04 M											35.90	1.413	98.00	3.858	3.19	18.21	29.00	1.142	AJ
LCD200HN 05 M											51.40	2.024	145.00	5.709	2.16	12.33	41.00	1.614	AN
LCD250JK 01 M	18.50	0.728	19.10	0.752	12.90	0.507	2.50	0.098	364.82	82.015	14.60	0.575	27.50	1.083	27.75	158.45	13.75	0.541	U
LCD250JK 02 M											20.50	0.807	41.00	1.614	17.65	100.78	18.75	0.738	W
LCD250JK 03 M	18.50	0.728	19.10	0.752	12.90	0.507	2.50	0.098	364.82	82.015	29.30	1.154	61.00	2.402	11.47	65.49	26.25	1.033	AB
LCD250JK 04 M											41.10	1.618	88.00	3.465	7.78	44.42	36.25	1.427	AJ
LCD250JK 05 M											58.90	2.319	130.00	5.118	5.25	29.98	51.25	2.018	AN
LCD320JL 01 M	19.20	0.756	19.80	0.780	12.20	0.480	3.20	0.126	720.82	162.046	17.80	0.701	27.50	1.083	74.33	424.42	17.60	0.693	AB
LCD320JL 02 M											24.90	0.980	40.00	1.575	47.37	270.48	24.00	0.945	AB
LCD320JL 03 M	19.20	0.756	19.80	0.780	12.20	0.480	3.20	0.126	720.82	162.046	35.40	1.394	59.00	2.323	30.69	175.24	33.60	1.323	AC
LCD320JL 04 M											49.00	1.929	83.50	3.287	20.79	118.71	46.40	1.827	AL
LCD320JL 05 M											69.40	2.732	120.00	4.724	14.12	80.62	65.60	2.583	AO
LCD160K 01 M	21.60	0.850	22.60	0.890	17.50	0.688	1.60	0.063	84.83	19.071	12.40	0.488	48.00	1.890	2.38	13.59	8.80	0.346	N
LCD160K 02 M											17.60	0.693	73.50	2.894	1.52	8.68	12.00	0.472	S
LCD160K 03 M	21.60	0.850	22.60	0.890	17.50	0.688	1.60	0.063	84.83	19.071	25.50	1.004	110.00	4.331	0.99	5.65	16.80	0.661	W
LCD160K 04 M											36.00	1.417	165.00	6.496	0.67	3.83	23.20	0.913	AG
LCD160K 05 M											51.80	2.039	240.00	9.449	0.45	2.57	32.80	1.291	AL
LCD200KK 01 M	22.00	0.866	22.90	0.902	17.10	0.673	2.00	0.079	158.87	35.716	13.60	0.535	41.00	1.614	5.83	33.29	11.00	0.433	S
LCD200KK 02 M											19.20	0.756	62.00	2.441	3.71	21.18	15.00	0.591	W
LCD200KK 03 M	22.00	0.866	22.90	0.902	17.10	0.673	2.00	0.079	158.87	35.716	27.60	1.087	94.00	3.701	2.39	13.65	21.00	0.827	AE
LCD200KK 04 M											38.80	1.528	135.00	5.315	1.63	9.31	29.00	1.142	AJ
LCD200KK 05 M											55.60	2.189	200.00	7.874	1.10	6.28	41.00	1.614	AM
LCD250KL 01 M	22.50	0.886	23.20	0.914	16.80	0.661	2.50	0.098	292.25	65.700	15.50	0.610	36.00	1.417	14.22	81.19	13.75	0.541	U
LCD250KL 02 M											21.90	0.862	54.00	2.126	9.05	51.67	18.75	0.738	X
LCD250KL 03 M	22.50	0.886	23.20	0.914	16.80	0.661	2.50	0.098	292.25	65.700	31.50	1.240	81.50	3.209	5.85	33.40	26.25	1.033	AG
LCD250KL 04 M											44.30	1.744	120.00	4.724	3.98	22.73	36.25	1.427	AL
LCD250KL 05 M											63.60	2.504	175.00	6.890	2.69	15.36	51.25	2.018	AN
LCD320KM 01 M	23.20	0.913	23.90	0.941	16.10	0.633	3.20	0.126	576.65	129.637	18.50	0.728	33.50	1.319	38.15	217.83	17.60	0.693	AB
LCD320KM 02 M											25.90	1.020	49.50	1.949	24.22	138.29	24.00	0.945	AC
LCD320KM 03 M	23.20	0.913	23.90	0.941	16.10	0.633	3.20	0.126	576.65	129.637	37.10	1.461	74.00	2.913	15.69	89.59	33.60	1.323	AJ
LCD320KM 04 M											51.60	2.031	105.00	4.134	10.69	61.04	46.40	1.827	AM
LCD320KM 05 M											73.20	2.882	155.00	6.102	7.21	41.17	65.60	2.583	AO
LCD400KP 01 M	24.00	0.945	24.70	0.973	15.30	0.602	4.00	0.157	1068.96	240.314	22.20	0.874	33.50	1.319	93.07	531.42	22.00	0.866	AC
LCD400KP 02 M											31.00	1.220	49.00	1.929	59.23	338.20	30.00	1.181	AG
LCD400KP 03 M	24.00	0.945	24.70	0.973	15.30	0.602	4.00	0.157	1068.96	240.314	44.20	1.740	72.00	2.835	38.34	218.92	42.00	1.654	AL
LCD400KP 04 M											61.70	2.429	105.00	4.134	26.09	148.97	58.00	2.283	AN
LCD400KP 05 M											87.70	3.453	150.00	5.906	17.55	100.21	82.00	3.228	AP

### SPECIAL INSTRUCTIONS FOR DIN-PLUS SERIES- PART 1

**PRICING:** See Inside Back Cover for up to 199 pcs. To price or order 200+ pcs. contact Lee Spring.  
**CALCULATIONS:** Spring Rate and Nominal Load are pre-calculated for Spring Steel.



# COMPRESSION SPRINGS: DIN-PLUS SERIES- PART 1 (METRIC)

ENDS ARE GROUND • Spring Steel EN 10270-1-SH (Plated)

COMPRESSION SPRINGS

LEE STOCK NUMBER	OUTSIDE DIAMETER		TO WORK IN HOLE DIAMETER		TO WORK OVER ROD DIAMETER		NOMINAL WIRE DIAMETER		NOMINAL LOAD		WORKING HEIGHT		NOMINAL FREE LENGTH		SPRING RATE		SOLID HEIGHT		PRICE GROUP
	MM	IN.	MM	IN.	MM	IN.	MM	IN.	N	LB.	MM	IN.	MM	IN.	N/MM	LB/IN.	MM	IN.	
LCD200LM 01 M	27.00	1.063	28.00	1.103	22.00	0.866	2.00	0.079	127.49	28.661	15.00	0.591	58.00	2.283	2.98	17.02	11.00	0.433	AC
LCD200LM 02 M											21.40	0.843	88.50	3.484	1.90	10.85	15.00	0.591	AG
LCD200LM 03 M											31.00	1.220	135.00	5.315	1.23	7.02	21.00	0.827	AN
LCD200LM 04 M											43.80	1.724	195.00	7.677	0.83	4.74	29.00	1.142	AN
LCD200LM 05 M											63.00	2.480	290.00	11.417	0.57	3.25	41.00	1.614	AP
LCD250LP 01 M	27.50	1.083	28.40	1.119	21.60	0.850	2.50	0.098	233.41	52.472	16.80	0.661	49.00	1.929	7.29	41.63	13.75	0.541	AC
LCD250LP 02 M											24.00	0.945	74.50	2.933	4.64	26.49	18.75	0.738	AG
LCD250LP 03 M											34.80	1.370	115.00	4.528	3.00	17.13	26.25	1.033	AN
LCD250LP 04 M											49.20	1.937	165.00	6.496	2.04	11.65	36.25	1.427	AO
LCD250LP 05 M											70.80	2.787	240.00	9.449	1.38	7.88	51.25	2.018	AS
LCD320LR 01 M	28.20	1.110	28.90	1.138	21.10	0.830	3.20	0.126	460.93	103.621	19.10	0.752	42.50	1.673	19.42	110.89	17.60	0.693	AE
LCD320LR 02 M											26.30	1.035	63.50	2.500	12.36	70.57	24.00	0.945	AJ
LCD320LR 03 M											37.10	1.461	94.50	3.720	8.02	45.79	33.60	1.323	AO
LCD320LR 04 M											51.60	2.031	135.00	5.315	5.45	31.12	46.40	1.827	AO
LCD320LR 05 M											73.20	2.882	200.00	7.874	3.68	21.01	65.60	2.583	AS
LCD400LS 01 M	29.00	1.142	29.70	1.170	20.30	0.799	4.00	0.157	852.23	191.589	22.90	0.902	41.00	1.614	47.66	272.13	22.00	0.866	AG
LCD400LS 02 M											32.20	1.268	60.50	2.382	30.30	173.01	30.00	1.181	AL
LCD400LS 03 M											46.00	1.811	89.50	3.524	19.61	111.97	42.00	1.654	AP
LCD400LS 04 M											64.50	2.539	130.00	5.118	13.34	76.17	58.00	2.283	AP
LCD400LS 05 M											92.10	3.626	185.00	7.283	9.02	51.50	82.00	3.228	AT
LCD500LX 01 M	30.00	1.181	30.70	1.209	19.30	0.759	5.00	0.197	1569.12	352.754	27.60	1.087	41.00	1.614	116.70	666.35	27.50	1.083	AL
LCD500LX 02 M											38.50	1.516	60.00	2.362	74.04	422.76	37.50	1.476	AM
LCD500LX 03 M											54.90	2.161	87.50	3.445	47.86	273.28	52.50	2.067	AS
LCD500LX 04 M											76.70	3.020	125.00	4.921	32.56	185.91	72.50	2.854	AT
LCD500LX 05 M											109.00	4.291	180.00	7.087	21.97	125.45	102.50	4.035	AU
LCD250M 01 M	34.50	1.358	36.00	1.418	28.30	1.114	2.50	0.098	182.41	41.008	19.30	0.760	71.50	2.815	3.48	19.87	13.75	0.541	AE
LCD250M 02 M											27.90	1.098	110.00	4.331	2.22	12.68	18.75	0.738	AJ
LCD250M 03 M											40.70	1.602	170.00	6.693	1.43	8.17	26.25	1.033	AP
LCD250M 04 M											58.10	2.287	245.00	9.646	0.97	5.54	36.25	1.427	AU
LCD250M 05 M											83.90	3.303	360.00	14.173	0.66	3.77	51.25	2.018	AY
LCD320MP 01 M	35.20	1.386	36.50	1.438	27.60	1.086	3.20	0.126	360.90	81.133	19.80	0.780	58.50	2.303	9.31	53.16	17.60	0.693	AG
LCD320MP 02 M											27.40	1.079	88.50	3.484	5.92	33.80	24.00	0.945	AL
LCD320MP 03 M											38.80	1.528	135.00	5.315	3.82	21.81	33.60	1.323	AP
LCD320MP 04 M											54.10	2.130	190.00	7.480	2.61	14.90	46.40	1.827	AU
LCD320MP 05 M											77.00	3.031	280.00	11.024	1.76	10.05	65.60	2.583	AY
LCD400MR 01 M	36.00	1.417	37.00	1.457	27.00	1.062	4.00	0.157	665.90	149.700	24.00	0.945	53.50	2.106	22.75	129.90	22.00	0.866	AJ
LCD400MR 02 M											33.30	1.311	79.50	3.130	14.42	82.34	30.00	1.181	AM
LCD400MR 03 M											47.20	1.858	120.00	4.724	9.35	53.39	42.00	1.654	AS
LCD400MR 04 M											65.80	2.591	170.00	6.693	6.35	36.26	58.00	2.283	AW
LCD400MR 05 M											93.60	3.685	250.00	9.843	4.30	24.55	82.00	3.228	AZ

### SPECIAL INSTRUCTIONS FOR DIN-PLUS SERIES- PART 1

**PRICING:** See Inside Back Cover for up to 199 pcs. To price or order 200+ pcs. contact Lee Spring.  
**CALCULATIONS:** Spring Rate and Nominal Load are pre-calculated for Spring Steel.

# COMPRESSION SPRINGS: DIN-PLUS SERIES- PART 1 (METRIC)

ENDS ARE GROUND • Spring Steel EN 10270-1-SH (Plated)

COMPRESSION SPRINGS

LEE STOCK NUMBER	OUTSIDE DIAMETER		TO WORK IN HOLE DIAMETER		TO WORK OVER ROD DIAMETER		NOMINAL WIRE DIAMETER		NOMINAL LOAD		WORKING HEIGHT		NOMINAL FREE LENGTH		SPRING RATE		SOLID HEIGHT		PRICE GROUP
	MM	IN.	MM	IN.	MM	IN.	MM	IN.	N	LB.	MM	IN.	MM	IN.	N/MM	LB/IN.	MM	IN.	
LCD500MT 01 M											28.70	1.130	51.00	2.008	55.41	316.39	27.50	1.083	AL
LCD500MT 02 M											40.20	1.583	75.00	2.953	35.30	201.56	37.50	1.476	AN
LCD500MT 03 M	37.00	1.457	38.00	1.497	26.00	1.023	5.00	0.197	1225.88	275.589	57.50	2.264	110.00	4.331	22.85	130.47	52.50	2.067	AT
LCD500MT 04 M											80.50	3.169	160.00	6.299	15.49	88.45	72.50	2.854	AX
LCD500MT 05 M											115.00	4.528	230.00	9.055	10.49	59.90	102.50	4.035	AZ
LCD630MX 01 M											35.00	1.378	50.00	1.969	140.24	800.76	34.65	1.364	AM
LCD630MX 02 M											49.00	1.929	75.00	2.953	89.14	508.98	47.25	1.860	AO
LCD630MX 03 M	38.30	1.508	39.50	1.556	24.60	0.968	6.30	0.248	2314.45	520.312	69.00	2.717	110.00	4.331	57.66	329.23	66.15	2.604	AU
LCD630MX 04 M											97.00	3.819	155.00	6.102	39.23	224.00	91.35	3.596	AY
LCD630MX 05 M											137.00	5.394	225.00	8.858	26.48	151.20	129.15	5.085	AZA
LCD320N 01 M											21.20	0.835	82.00	3.228	4.76	27.18	17.60	0.693	AL
LCD320N 02 M											29.70	1.169	125.00	4.921	3.03	17.30	24.00	0.945	AO
LCD320N 03 M	43.20	1.701	44.60	1.756	35.60	1.401	3.20	0.126	288.33	64.819	42.30	1.665	190.00	7.480	1.96	11.19	33.60	1.323	AZ
LCD320N 04 M											59.20	2.331	275.00	10.827	1.33	7.59	46.40	1.827	AZD
LCD320N 05 M											84.50	3.327	405.00	15.945	0.90	5.14	65.60	2.583	AZF
LCD400NP 01 M											25.20	0.992	71.00	2.795	11.67	66.63	22.00	0.866	AM
LCD400NP 02 M											35.10	1.382	105.00	4.134	7.40	42.25	30.00	1.181	AP
LCD400NP 03 M	44.00	1.732	45.20	1.780	34.80	1.370	4.00	0.157	532.52	119.716	50.00	1.969	160.00	6.299	4.79	27.35	42.00	1.654	AZA
LCD400NP 04 M											69.80	2.748	235.00	9.252	3.26	18.61	58.00	2.283	AZF
LCD400NP 05 M											99.60	3.921	340.00	13.386	2.20	12.56	82.00	3.228	AZG
LCD500NR 01 M											29.60	1.165	64.00	2.520	28.34	161.82	27.50	1.083	AN
LCD500NR 02 M											41.10	1.618	95.50	3.760	18.04	103.01	37.50	1.476	AS
LCD500NR 03 M	45.00	1.772	46.00	1.812	34.00	1.338	5.00	0.197	980.70	220.471	58.40	2.299	140.00	5.512	11.67	66.63	52.50	2.067	AZF
LCD500NR 04 M											81.40	3.205	205.00	8.071	7.94	45.34	72.50	2.854	AZH
LCD500NR 05 M											116.00	4.567	300.00	11.811	5.36	30.61	102.50	4.035	AZK
LCD630NT 01 M											36.00	1.417	60.00	2.362	71.69	409.34	34.65	1.364	AT
LCD630NT 02 M											50.30	1.980	90.00	3.543	45.60	260.37	47.25	1.860	AW
LCD630NT 03 M	46.30	1.823	47.50	1.871	32.60	1.283	6.30	0.248	1853.52	416.691	71.80	2.827	135.00	5.315	29.52	168.56	66.15	2.604	AZF
LCD630NT 04 M											100.00	3.937	195.00	7.677	20.10	114.77	91.35	3.596	AZJ
LCD630NT 05 M											143.00	5.630	280.00	11.024	13.53	77.25	129.15	5.085	AZL
LCD800NX 01 M											44.00	1.732	65.00	2.559	185.35	1058.33	44.00	1.732	AU
LCD800NX 02 M											61.20	2.409	90.00	3.543	118.66	677.54	60.00	2.362	AX
LCD800NX 03 M	48.00	1.890	49.00	1.930	31.20	1.228	8.00	0.315	3530.52	793.696	87.00	3.425	135.00	5.315	76.69	437.89	84.00	3.307	AZF
LCD800NX 04 M											122.00	4.803	190.00	7.480	52.17	297.89	116.00	4.567	AZK
LCD800NX 05 M											174.00	6.850	275.00	10.827	35.21	201.05	164.00	6.457	AZM
LCD400P 01 M											27.40	1.079	99.00	3.898	5.95	33.97	22.00	0.866	AO
LCD400P 02 M											38.60	1.520	150.00	5.906	3.79	21.64	30.00	1.181	AT
LCD400P 03 M	54.00	2.126	56.00	2.205	44.00	1.732	4.00	0.157	426.61	95.905	55.40	2.181	230.00	9.055	2.45	13.99	42.00	1.654	AZC
LCD400P 04 M											77.80	3.063	335.00	13.189	1.67	9.54	58.00	2.283	AZG
LCD400P 05 M											111.00	4.370	490.00	19.291	1.13	6.45	82.00	3.228	AZJ

### SPECIAL INSTRUCTIONS FOR DIN-PLUS SERIES- PART 1

**PRICING:** See Inside Back Cover for up to 199 pcs. To price or order 200+ pcs. contact Lee Spring.  
**CALCULATIONS:** Spring Rate and Nominal Load are pre-calculated for Spring Steel.

# COMPRESSION SPRINGS: DIN-PLUS SERIES- PART 1 (METRIC)

ENDS ARE GROUND • Spring Steel EN 10270-1-SH (Plated)

COMPRESSION SPRINGS

LEE STOCK NUMBER	OUTSIDE DIAMETER		TO WORK IN HOLE DIAMETER		TO WORK OVER ROD DIAMETER		NOMINAL WIRE DIAMETER		NOMINAL LOAD		WORKING HEIGHT		NOMINAL FREE LENGTH		SPRING RATE		SOLID HEIGHT		PRICE GROUP
	MM	IN.	MM	IN.	MM	IN.	MM	IN.	N	LB.	MM	IN.	MM	IN.	N/MM	LB/IN.	MM	IN.	
LCD500PQ 01 M	55.00	2.165	57.00	2.245	43.00	1.692	5.00	0.197	784.56	176.377	30.90	1.217	85.00	3.346	14.51	82.85	27.50	1.083	AP
LCD500PQ 02 M											43.20	1.701	130.00	5.118	9.25	52.82	37.50	1.476	AU
LCD500PQ 03 M											61.60	2.425	195.00	7.677	5.98	34.15	52.50	2.067	AZD
LCD500PQ 04 M											86.10	3.390	280.00	11.024	4.07	23.24	72.50	2.854	AZH
LCD500PQ 05 M											123.00	4.843	410.00	16.142	2.75	15.70	102.50	4.035	AZK
LCD630PS 01 M	56.30	2.217	58.00	2.284	42.00	1.653	6.30	0.248	1480.86	332.911	38.00	1.496	80.00	3.150	36.68	209.44	34.65	1.364	AW
LCD630PS 02 M											53.00	2.087	115.00	4.528	23.34	133.27	47.25	1.860	AY
LCD630PS 03 M											75.00	2.953	175.00	6.890	15.10	86.22	66.15	2.604	AZG
LCD630PS 04 M											105.00	4.134	250.00	9.843	10.30	58.81	91.35	3.596	AZL
LCD630PS 05 M											150.00	5.906	365.00	14.370	6.94	39.63	129.15	5.085	AZN
LCD800PT 01 M	58.00	2.283	60.00	2.363	40.50	1.594	8.00	0.315	2824.42	634.957	45.00	1.772	75.00	2.953	95.32	544.27	44.00	1.732	AX
LCD800PT 02 M											63.20	2.488	110.00	4.331	60.80	347.16	60.00	2.362	AZ
LCD800PT 03 M											90.00	3.543	160.00	6.299	39.23	224.00	84.00	3.307	AZH
LCD800PT 04 M											127.00	5.000	230.00	9.055	26.67	152.28	116.00	4.567	AZM
LCD800PT 05 M											181.00	7.126	335.00	13.189	18.04	103.01	164.00	6.457	AZO
LCD1000PX 01M	60.00	2.362	62.00	2.441	38.00	1.496	10.00	0.394	5197.71	1168.497	55.00	2.165	75.00	2.953	232.42	1327.09	55.00	2.165	AZ
LCD1000PX 02M											76.00	2.992	110.00	4.331	148.08	845.52	75.00	2.953	AZA
LCD1000PX 03M											109.00	4.291	165.00	6.496	95.71	546.49	105.00	4.134	AZK
LCD1000PX 04M											152.00	5.984	230.00	9.055	65.12	371.83	145.00	5.709	AZO
LCD1000PX 05M											217.00	8.543	335.00	13.189	43.93	250.84	205.00	8.071	AZP
LCD500Q 01 M	68.00	2.677	70.00	2.756	56.00	2.204	5.00	0.197	622.75	139.999	32.30	1.272	120.00	4.724	7.27	41.51	27.50	1.083	AY
LCD500Q 02 M											45.30	1.783	180.00	7.087	4.63	26.44	37.50	1.476	AZF
LCD500Q 03 M											64.80	2.551	275.00	10.827	2.99	17.07	52.50	2.067	AZK
LCD500Q 04 M											90.80	3.575	395.00	15.551	2.03	11.59	72.50	2.854	AZO
LCD500Q 05 M											130.00	5.118	585.00	23.031	1.37	7.82	102.50	4.035	AZP
LCD630QR 01 M	69.30	2.728	71.50	2.815	55.00	2.165	6.30	0.248	1176.84	264.565	40.00	1.575	105.00	4.134	18.34	104.72	34.65	1.364	AZ
LCD630QR 02 M											56.00	2.205	155.00	6.102	11.67	66.63	47.25	1.860	AZF
LCD630QR 03 M											80.50	3.169	235.00	9.252	7.55	43.11	66.15	2.604	AZL
LCD630QR 04 M											113.00	4.449	340.00	13.386	5.13	29.29	91.35	3.596	AZP
LCD630QR 05 M											161.00	6.339	500.00	19.685	3.47	19.81	129.15	5.085	AZQ
LCD800QT 01 M	71.00	2.795	73.00	2.875	53.00	2.086	8.00	0.315	2236.00	502.674	47.00	1.850	95.00	3.740	47.66	272.13	44.00	1.732	AZ
LCD800QT 02 M											66.00	2.598	140.00	5.512	30.30	173.01	60.00	2.362	AZF
LCD800QT 03 M											93.50	3.681	205.00	8.071	19.61	111.97	84.00	3.307	AZL
LCD800QT 04 M											131.00	5.157	300.00	11.811	13.34	76.17	116.00	4.567	AZP
LCD800QT 05 M											187.00	7.362	435.00	17.126	9.02	51.50	164.00	6.457	AZQ
LCD1000QX 01M	73.00	2.874	75.00	2.953	51.00	2.007	10.00	0.394	4118.94	925.979	56.30	2.217	96.00	3.780	115.72	660.75	55.00	2.165	AZA
LCD1000QX 02M											79.00	3.110	135.00	5.315	73.94	422.19	75.00	2.953	AZG
LCD1000QX 03M											112.00	4.409	200.00	7.874	47.86	273.28	105.00	4.134	AZM
LCD1000QX 04M											157.00	6.181	285.00	11.220	32.56	185.91	145.00	5.709	AZP
LCD1000QX 05M											225.00	8.858	410.00	16.142	21.97	125.45	205.00	8.071	AZQ

### SPECIAL INSTRUCTIONS FOR DIN-PLUS SERIES- PART 1

**PRICING:** See Inside Back Cover for up to 199 pcs. To price or order 200+ pcs. contact Lee Spring.  
**CALCULATIONS:** Spring Rate and Nominal Load are pre-calculated for Spring Steel.

# COMPRESSION SPRINGS: DIN-PLUS SERIES- PART 1 (METRIC)

ENDS ARE GROUND • Spring Steel EN 10270-1-SH (Plated)

COMPRESSION SPRINGS

Lee STOCK NUMBER	OUTSIDE DIAMETER		TO WORK IN HOLE DIAMETER		TO WORK OVER ROD DIAMETER		NOMINAL WIRE DIAMETER		NOMINAL LOAD		WORKING HEIGHT		NOMINAL FREE LENGTH		SPRING RATE		SOLID HEIGHT		PRICE GROUP
	MM	IN.	MM	IN.	MM	IN.	MM	IN.	N	LB.	MM	IN.	MM	IN.	N/MM	LB/IN.	MM	IN.	
LCD630R 01 M											42.00	1.654	145.00	5.709	8.95	51.10	34.65	1.364	AZD
LCD630R 02 M											59.50	2.343	220.00	8.661	5.70	32.55	47.25	1.860	AZG
LCD630R 03 M	86.30	3.398	89.00	3.504	71.00	2.795	6.30	0.248	931.67	209.448	85.50	3.366	335.00	13.189	3.69	21.07	66.15	2.604	AZO
LCD630R 04 M											120.00	4.724	490.00	19.291	2.51	14.33	91.35	3.596	AZQ
LCD630R 05 M											172.00	6.772	720.00	28.346	1.70	9.71	129.15	5.085	AZR
LCD800RT 01 M											49.00	1.929	125.00	4.921	23.24	132.70	44.00	1.732	AZH
LCD800RT 02 M											69.00	2.717	180.00	7.087	14.81	84.56	60.00	2.362	AZP
LCD800RT 03 M	88.00	3.465	91.00	3.583	69.00	2.716	8.00	0.315	1765.26	396.848	99.00	3.898	285.00	11.220	9.58	54.70	84.00	3.307	AZQ
LCD800RT 04 M											139.00	5.472	410.00	16.142	6.51	37.17	116.00	4.567	AZR
LCD800RT 05 M											199.00	7.835	600.00	23.622	4.40	25.12	164.00	6.457	SPECIAL
LCD1000RX 01M											59.00	2.323	115.00	4.528	56.78	324.21	55.00	2.165	AZH
LCD1000RX 02M											83.00	3.268	175.00	6.890	36.19	206.64	75.00	2.953	AZP
LCD1000RX 03M	90.00	3.543	93.00	3.662	67.50	2.657	10.00	0.394	3246.12	729.760	119.00	4.685	255.00	10.039	23.44	133.84	105.00	4.134	AZQ
LCD1000RX 04M											167.00	6.575	370.00	14.567	15.89	90.73	145.00	5.709	SPECIAL
LCD1000RX 05M											238.00	9.370	540.00	21.260	10.79	61.61	205.00	8.071	SPECIAL
LCD800S 01 M											52.00	2.047	170.00	6.693	11.87	67.78	44.00	1.732	AZH
LCD800S 02 M											73.00	2.874	260.00	10.236	7.58	43.28	60.00	2.362	AZP
LCD800S 03 M	108.00	4.252	111.00	4.371	89.00	3.503	8.00	0.315	1412.21	317.478	104.00	4.094	390.00	15.354	4.90	27.98	84.00	3.307	AZQ
LCD800S 04 M											147.00	5.787	570.00	22.441	3.33	19.01	116.00	4.567	SPECIAL
LCD800S 05 M											210.00	8.268	835.00	32.874	2.26	12.90	164.00	6.457	SPECIAL
LCD1000ST 01M											63.00	2.480	150.00	5.906	29.03	165.76	55.00	2.165	AZP
LCD1000ST 02M											89.00	3.504	230.00	9.055	18.53	105.80	75.00	2.953	AZR
LCD1000ST 03M	110.00	4.331	114.00	4.489	87.00	3.425	10.00	0.394	2598.86	584.249	128.00	5.039	345.00	13.583	11.96	68.29	105.00	4.134	SPECIAL
LCD1000ST 04M											180.00	7.087	500.00	19.685	8.14	46.48	145.00	5.709	SPECIAL
LCD1000ST 05M											258.00	10.157	730.00	28.740	5.50	31.40	205.00	8.071	SPECIAL
LCD1000TX 01M											67.00	2.638	205.00	8.071	14.91	85.13	55.00	2.165	AZR
LCD1000TX 02M											95.00	3.740	315.00	12.402	9.48	54.13	75.00	2.953	SPECIAL
LCD1000TX 03M	135.00	5.315	140.00	5.512	111.00	4.370	10.00	0.394	2079.08	467.399	137.00	5.394	475.00	18.701	6.13	35.00	105.00	4.134	SPECIAL
LCD1000TX 04M											193.00	7.598	690.00	27.165	4.17	23.81	145.00	5.709	SPECIAL
LCD1000TX 05M											277.00	10.905	1015.00	39.961	2.82	16.10	205.00	8.071	SPECIAL

### SPECIAL INSTRUCTIONS FOR DIN-PLUS SERIES- PART 1

**PRICING:** See Inside Back Cover for up to 199 pcs. To price or order 200+ pcs. contact Lee Spring.  
**CALCULATIONS:** Spring Rate and Nominal Load are pre-calculated for Spring Steel.

# HEFTY™

## Die Springs • Heavy Duty Compression Springs

**Costs 20% to 50% Less and Shipping is FREE!**




Only HEFTY™ Die Springs offer you the economy of round wire and the durability of chrome silicon or music wire, plus the World Class Service you've come to expect from Lee Spring.

HEFTY™ Die Springs are ideal for any high stress, heavy load application. Our customers have found that our high-performance HEFTY™ Die Springs are also great for use in such diverse applications as clutches, brakes, farm machinery and aircraft mechanisms. And Lee Spring offers five different types of durable HEFTY™ Die Springs with different load ratings to fit standard diameters.

Recent independent testing conducted by the Institute of Spring Technology has proven that Lee Spring's HEFTY™ Die Springs have a life-expectancy equal to traditional rectangular wire die springs.

To find out what HEFTY™ Die Springs can do for your application as well as your budget, call us at 888-777-4647, or visit us at [www.leespring.com](http://www.leespring.com)

HEFTY SPRINGS



**MEDIUM  
LOAD**  
COLOR CODE  
GRAY

**MEDIUM  
LOAD PLUS**  
COLOR CODE  
BEIGE

**MEDIUM  
HEAVY LOAD**  
COLOR CODE  
PURPLE

**HEAVY  
LOAD**  
COLOR CODE  
BLACK

**EXTRA HEAVY  
LOAD**  
COLOR CODE  
ORANGE



Lee Spring can manufacture custom HEFTY™ compression springs to your specifications. Contact us today!



# HEFTY™ Die Springs

## Guide to using tables

**Lee Stock Number:**  
Lee Spring Part Number.

**Hole Diameter:**  
Suggested minimum hole size if needed for spring containment.

**Material:**  
Spring wire the spring is made from, M for Music Wire or C for Chrome Silicon.

**Load at 50% Deflection:**  
The load or force required to deflect noted percentage of the free length.

**Solid Height:**  
Length when fully compressed.

HEFTY SPRINGS

LEE STOCK NUMBER	HOLE DIAMETER		ROD DIAMETER		NOMINAL* OUTSIDE DIAMETER		MATERIAL	WIRE DIAMETER		FREE LENGTH		LOAD AT 50% DEFLECTION		SPRING RATE		SOLID HEIGHT	
	IN.	MM	IN.	MM	IN.	MM		IN.	MM	IN.	MM	LB.	KG	LB./IN.	KG/MM	IN.	MM
LHL 375A 01					.344	8.74		.052	1.32	1	25.40	28.00	12.70	56.0	1.000	.495	12.57
LHL 375A 02					.334	8.48		.052	1.32	1 1/4	31.75	30.00	13.60	48.0	.857	.615	15.62
LHL 375A 03					.339	8.61		.052	1.32	1 1/2	38.10	28.50	12.93	38.0	.679	.715	18.16
LHL 375A 04					.331	8.41		.052	1.32	1 3/4	44.45	29.75	13.49	34.0	.607	.850	21.59
LHL 375A 05					.339	8.61		.052	1.32	2	50.80	28.00	12.70	28.0	.500	.935	23.75
LHL 375A 06	3/8	9.53	3/16	4.76	.327	8.31	M	.052	1.32	2 1/2	63.50	30.00	13.60	24.0	.428	1.200	30.48
LHL 375A 07					.350	8.89		.052	1.32	3	76.20	27.00	12.25	18.0	.321	1.425	36.20
LHL 375A 7A					.347	8.81		.052	1.32	4	101.60	28.00	12.70	14.0	.250	1.900	47.75

**Rod Diameter:**  
Suggested maximum rod size if needed to guide the inside of the spring.

**Nominal Outside Diameter:**  
Spring outer diameter, parts listed in ascending order.

**Wire Diameter:**  
In ascending order of size, within each group of outside diameters.

**Free Length:**  
The overall height of the spring in the unloaded position.

**Spring Rate:**  
Change in load or force per unit of deflection.

### Additional Information

#### Tips For Selecting And Using Hefty Die Springs

- Determine if springs will be used for short run, average cycle long run, rapid cycle or extra stress and then refer to appropriate section (medium load, etc.).
- Use as many springs in the die as space permits with the least amount of deflection.
- The more rapidly a spring is cycled, the greater the need to operate within the ideal operating range.
- Make sure hole and rod sizes in die are properly matched with spring. Faulty spring guidance will cause buckling and possible spring failure.
- Preventive maintenance on dies should be performed on a regular basis and die springs should be replaced at appropriate intervals to prevent downtime.
- Replace all springs in a die at the same time. This will insure an even distribution of the load.
- Do not rework die springs by grinding the inside or outside diameter or by cutting off coils. This could result in premature spring failure and possible die damage.
- Please note that load calculations for HEFTY™ springs are based on a deflection that is a percentage of the Free Length. "Load at 50% Deflection" should be interpreted to mean 50% deflection of the Free Length. The following is a sample calculation for the "Load at 50% Deflection" for Part Number LHL 375A 01, where Free Length = 1 inch and Rate = 56 lb/in and 50% of Free Length = 1/2 inch. The load is calculated by using the formula (found on page 3):  $P = R \times F$  or  $R \times F = P$  (i.e.  $56 \text{ lb/in} \times 1/2 \text{ in} = 28 \text{ lb.}$ )

### Find HEFTY Pricing On Pages 201–205

#### How to Determine Price

- Select the spring you want by LEE STOCK NUMBER.
- Refer to the LEE STOCK NUMBER in the appropriate pricing chart located on pages 201–205 for pricing from 1 to 199 of an item.
- Prices subject to change without notice.
- FREE GROUND SHIPPING AVAILABLE ON ORDERS OF \$40 OR MORE IN THE CONTINENTAL UNITED STATES.** Stock Parts orders with a parts value below \$40.00 with delivery within the Continental United States will be charged freight, plus a \$20.00 handling charge. Stock Parts orders with delivery outside the Continental United States with a parts value more than \$40.00 will pay freight only and no handling charge.



# HEFTY SPRINGS: MEDIUM LOAD SERIES (COLOR CODE GRAY)

ROUND WIRE • Music Wire (M) or Chrome Silicon (C) [Ideal Operating Range: 25% to 35% of Free Length]

LEE STOCK NUMBER	HoLE diamETER		Rod diamETER		NomiNal* outSidE diamETER		matERiAL	WiRE diamETER		FREE LENGth		Load at 50% dEFLEctioN		SprING RatE		SoLid HEigHt	
	IN.	MM	IN.	MM	IN.	MM		IN.	MM	IN.	MM	LB.	KG	LB/IN.	KG/MM	IN.	MM
LHL 375A 01	3/8	9.53	3/16	4.76	.344	8.74	M	.052	1.32	1	25.40	28.00	12.70	56.0	1.000	.495	12.57
LHL 375A 02					.334	8.48		.052	1.32	1 1/4	31.75	30.00	13.60	48.0	.857	.615	15.62
LHL 375A 03					.339	8.61		.052	1.32	1 1/2	38.10	28.50	12.93	38.0	.679	.715	18.16
LHL 375A 04					.331	8.41		.052	1.32	1 3/4	44.45	29.75	13.49	34.0	.607	.850	21.59
LHL 375A 05					.339	8.61		.052	1.32	2	50.80	28.00	12.70	28.0	.500	.935	23.75
LHL 375A 06					.327	8.31		.052	1.32	2 1/2	63.50	30.00	13.60	24.0	.428	1.200	30.48
LHL 375A 07					.350	8.89		.052	1.32	3	76.20	27.00	12.25	18.0	.321	1.425	36.20
LHL 375A 7A					.347	8.81		.052	1.32	4	101.60	28.00	12.70	14.0	.250	1.880	47.75
LHL 375A 7B					.347	8.81		.052	1.32	5	127.00	27.50	12.47	11.0	.196	2.360	59.94
LHL 375A 08					.330	8.38		.052	1.32	6	152.40	28.50	12.93	9.5	.170	2.795	71.00
LHL 375A 09	.345	8.76	.052	1.32	7	177.80	28.00	12.70	8.0	.143	3.280	83.31					
LHL 375A 10	.343	8.71	.052	1.32	8	203.20	28.00	12.70	7.0	.125	3.800	96.52					
LHL 500A 01	1/2	12.70	9/32	7.14	.480	12.19	M	.070	1.78	1	25.40	50.00	22.68	100.0	1.786	.490	12.45
LHL 500A 02					.471	11.96		.072	1.83	1 1/4	31.75	57.50	26.08	92.0	1.643	.620	15.75
LHL 500A 03					.465	11.81		.072	1.83	1 1/2	38.10	57.00	25.86	76.0	1.357	.750	19.05
LHL 500A 04					.456	11.58		.072	1.83	1 3/4	44.45	59.50	26.99	68.0	1.214	.870	22.10
LHL 500A 05					.473	12.01		.075	1.91	2	50.80	64.00	29.03	64.0	1.143	.995	25.27
LHL 500A 06					.467	11.86		.075	1.91	2 1/2	63.50	65.00	29.48	52.0	.929	1.240	31.50
LHL 500A 07					.475	12.07		.075	1.91	3	76.20	60.00	27.22	40.0	.714	1.490	37.85
LHL 500A 08					.466	11.84		.072	1.83	3 1/2	88.90	52.50	23.81	30.0	.536	1.670	42.42
LHL 500A 8A					.475	12.07		.072	1.83	4	101.60	55.00	24.95	27.5	.491	1.900	48.26
LHL 500A 09					.478	12.14		.075	1.91	4 1/2	114.30	56.25	25.51	25.0	.446	2.235	56.77
LHL 500A 9A					.475	12.07		.072	1.83	5	127.00	55.00	24.95	22.0	.393	2.340	59.44
LHL 500A 10					.473	12.01		.075	1.91	5 1/2	139.70	57.75	26.20	21.0	.375	3.000	76.20
LHL 500A 10A	.475	12.07	.072	1.83	6	152.40	54.00	24.49	18.0	.321	2.820	71.63					
LHL 500A 11	.458	11.63	.072	1.83	6 1/2	165.10	52.00	23.59	16.0	.286	3.175	80.65					
LHL 500A 11A	.477	12.12	.072	1.83	7	177.80	52.50	23.81	15.0	.268	3.320	84.33					
LHL 500A 12	.466	11.84	.070	1.78	7 1/2	190.50	41.25	18.71	11.0	.196	3.680	93.47					
LHL 500A 12A	.470	11.94	.067	1.70	8	203.20	40.00	18.14	10.0	.179	3.700	93.98					
LHL 625A 01	5/8	15.88	11/32	8.73	.581	14.76	M	.082	2.08	1	25.40	65.50	29.71	131.0	2.339	.495	12.57
LHL 625A 02					.588	14.94		.087	2.21	1 1/4	31.75	80.00	36.29	128.0	2.286	.620	15.75
LHL 625A 03					.577	14.66		.087	2.21	1 1/2	38.10	81.00	36.74	108.0	1.929	.740	18.80
LHL 625A 04					.562	14.28		.087	2.21	1 3/4	44.45	84.00	38.10	96.0	1.714	.870	22.10
LHL 625A 05					.582	14.78		.090	2.29	2	50.80	88.00	39.92	88.0	1.572	.990	25.15
LHL 625A 06					.572	14.53		.087	2.21	2 1/2	63.50	75.00	34.02	60.0	1.071	1.225	31.12
LHL 625A 07					.578	14.68		.090	2.29	3	76.20	84.00	38.10	56.0	1.000	1.490	37.85
LHL 625A 08					.575	14.61		.090	2.29	3 1/2	88.90	84.00	38.10	48.0	.857	1.740	44.20
LHL 625A 09					.565	14.35		.090	2.29	4	101.60	88.00	39.92	44.0	.786	1.985	50.42
LHL 625A 9A					.585	14.86		.087	2.21	5	127.00	75.00	34.02	30.0	.536	2.340	59.44
LHL 625A 10					.575	14.61		.090	2.29	6	152.40	84.00	38.10	28.0	.500	2.850	72.39
LHL 625A 11					.575	14.61		.087	2.21	7	177.80	77.00	34.93	22.0	.393	3.320	84.33
LHL 625A 12					.575	14.61		.087	2.21	8	203.20	76.00	34.47	19.0	.339	3.800	96.52
LHL 625A 14					.578	14.68		.090	2.29	12	304.80	87.00	39.46	14.5	.259	5.712	145.08

HEFTY SPRINGS



## SPECIAL INSTRUCTIONS FOR HEFTY SPRINGS

**PRICING:** See page 201 for pricing up to 199 pcs. To price or order up to 1000 pcs. visit [leespring.com](http://leespring.com); 1000+ pcs. contact Lee Spring.  
**CALCULATIONS:** \*Nominal Inside Diameter = Nominal Outside Diameter minus 2 times the wire diameter.

# HEFTY SPRINGS: MEDIUM LOAD SERIES (COLOR CODE GRAY)

ROUND WIRE • Music Wire (M) or Chrome Silicon (C) [Ideal Operating Range: 25% to 35% of Free Length]

HEFTY SPRINGS

LEE Stock Number	Hole diameter		Rod diameter		Nominal* outside diameter		Material	Wire diameter		Free Length		Load at 50% deflection		Spring Rate		Solid Height	
	IN.	MM	IN.	MM	IN.	MM		IN.	MM	IN.	MM	LB.	KG	LB/IN.	KG/MM	IN.	MM
LHL 750A 01	3/4	19.05	3/8	9.53	.720	18.29	M	.095	2.41	1	25.40	80.00	36.29	160.0	2.857	.480	12.19
LHL 750A 02					.725	18.42		.098	2.49	1 1/4	31.75	81.25	36.85	130.0	2.322	.605	15.37
LHL 750A 03					.725	18.42		.100	2.54	1 1/2	38.10	86.25	39.12	115.0	2.054	.720	18.29
LHL 750A 04					.720	18.29		.100	2.54	1 3/4	44.45	87.50	39.69	100.0	1.786	.810	20.57
LHL 750A 05					.720	18.29		.102	2.59	2	50.80	90.00	40.82	90.0	1.607	.960	24.38
LHL 750A 06					.720	18.29		.102	2.59	2 1/2	63.50	87.50	39.12	70.0	1.250	1.170	29.72
LHL 750A 07					.720	18.29		.102	2.59	3	76.20	90.00	40.82	60.0	1.071	1.330	33.78
LHL 750A 08					.723	18.36		.105	2.67	3 1/2	88.90	96.25	43.66	55.0	.982	1.630	41.40
LHL 750A 09					.723	18.36		.105	2.67	4	101.60	100.00	45.36	50.0	.893	1.775	45.09
LHL 750A 10					.715	18.16		.105	2.67	4 1/2	114.30	101.25	45.93	45.0	.804	2.015	51.18
LHL 750A 11					.710	18.03		.105	2.67	5	127.00	100.00	45.36	40.0	.714	2.290	58.17
LHL 750A 12					.710	18.03		.105	2.67	5 1/2	139.70	96.25	43.66	35.0	.625	2.590	65.79
LHL 750A 13					.710	18.03		.105	2.67	6	152.40	97.50	44.23	32.5	.580	2.770	70.36
LHL 750A 13A					.710	18.03		.105	2.67	6 1/2	165.10	95.88	43.49	29.5	.527	3.080	78.23
LHL 750A 14					.715	18.16		.105	2.67	7	177.80	98.00	44.45	28.0	.500	3.280	83.31
LHL 750A 14A					.720	18.29		.110	2.79	7 1/2	190.50	120.00	54.43	32.0	.571	3.570	90.68
LHL 750A 15					.717	18.21		.110	2.79	8	203.20	122.00	55.34	30.5	.545	3.800	96.52
LHL 750A 17	.710	18.03	.105	2.67	12	304.80	95.40	43.27	15.9	.284	5.671	144.04					
LHL 1000A 01	1	25.40	1/2	12.70	.960	24.38	C	.125	3.18	1	25.40	135.00	61.24	270.0	4.822	.500	12.70
LHL 1000A 02					.965	24.51		.128	3.25	1 1/4	31.75	140.62	63.78	225.0	4.018	.625	15.88
LHL 1000A 03					.965	24.51		.128	3.25	1 1/2	38.10	135.00	61.24	180.0	3.214	.735	18.67
LHL 1000A 04					.950	24.13		.128	3.25	1 3/4	44.45	135.62	61.52	155.0	2.768	.835	21.21
LHL 1000A 05					.940	23.88		.128	3.25	2	50.80	135.00	61.24	135.0	2.411	.945	24.00
LHL 1000A 06					.965	24.51		.135	3.43	2 1/2	63.50	150.00	68.04	120.0	2.143	1.215	30.86
LHL 1000A 07					.960	24.38		.135	3.43	3	76.20	150.00	68.04	100.0	1.786	1.430	36.32
LHL 1000A 08					.960	24.38		.135	3.43	3 1/2	88.90	148.75	67.47	85.0	1.518	1.630	41.40
LHL 1000A 09					.960	24.38		.135	3.43	4	101.60	150.00	68.04	75.0	1.339	1.810	45.97
LHL 1000A 10					.940	23.88		.135	3.43	4 1/2	114.30	157.50	71.44	70.0	1.250	2.050	52.07
LHL 1000A 11					.940	23.88		.135	3.43	5	127.00	156.25	70.87	62.5	1.116	2.260	57.40
LHL 1000A 12					.940	23.88		.135	3.43	5 1/2	139.70	151.25	68.61	55.0	.982	2.525	64.14
LHL 1000A 13					.940	23.88		.135	3.43	6	152.40	150.00	68.04	50.0	.893	2.755	69.98
LHL 1000A 14					.940	23.88		.135	3.43	7	177.80	148.75	67.47	42.5	.759	3.300	83.82
LHL 1000A 15					.960	24.38		.142	3.61	8	203.20	184.00	83.46	46.0	.821	3.760	95.50
LHL 1250A 01	1 1/4	31.75	5/8	15.88	1.200	30.48	C	.156	3.96	1 1/2	38.10	202.50	91.85	270.0	4.822	.745	18.92
LHL 1250A 02					1.200	30.48		.156	3.96	1 3/4	44.45	192.50	87.32	220.0	3.929	.850	21.59
LHL 1250A 03					1.200	30.48		.156	3.96	2	50.80	190.00	86.18	190.0	3.393	.935	23.75
LHL 1250A 04					1.200	30.48		.162	4.11	2 1/2	63.50	212.50	96.39	170.0	3.036	1.175	29.85
LHL 1250A 05					1.215	30.86		.170	4.32	3	76.20	236.25	107.16	157.5	2.813	1.480	37.59
LHL 1250A 06					1.200	30.48		.170	4.32	3 1/2	88.90	245.00	111.13	140.0	2.500	1.685	42.80
LHL 1250A 07					1.200	30.48		.170	4.32	4	101.60	240.00	108.86	120.0	2.143	1.905	48.39
LHL 1250A 08					1.180	29.97		.170	4.32	4 1/2	114.30	247.50	112.26	110.0	1.964	2.150	54.61
LHL 1250A 09					1.170	29.72		.170	4.32	5	127.00	250.00	113.40	100.0	1.786	2.390	60.71
LHL 1250A 10					1.170	29.72		.170	4.32	5 1/2	139.70	247.50	112.26	90.0	1.607	2.620	66.55
LHL 1250A 11					1.170	29.72		.170	4.32	6	152.40	247.50	112.26	82.5	1.473	2.825	71.76
LHL 1250A 12					1.170	29.72		.170	4.32	7	177.80	244.30	110.81	69.8	1.246	3.264	82.91
LHL 1250A 13					1.180	29.97		.177	4.50	8	203.20	300.00	136.08	75.0	1.339	3.780	96.01

## SPECIAL INSTRUCTIONS FOR HEFTY SPRINGS

**PRICING:** See page 201 for pricing up to 199 pcs. To price or order up to 1000 pcs. visit [leespring.com](http://leespring.com); 1000+ pcs. contact Lee Spring.  
**CALCULATIONS:** \*Nominal Inside Diameter = Nominal Outside Diameter minus 2 times the wire diameter.

# HEFTY SPRINGS: MEDIUM LOAD SERIES (COLOR CODE GRAY)

ROUND WIRE • Music Wire (M) or Chrome Silicon (C) [Ideal Operating Range: 25% to 35% of Free Length]

LEE Stock Number	HOLE diameter		Rod diameter		Nominal* outside diameter		material	Wire diameter		FREE LENGTH		Load at 50% deflection		Spring Rate		Solid Height	
	IN.	MM	IN.	MM	IN.	MM		IN.	MM	IN.	MM	LB.	KG	LB/IN.	KG/MM	IN.	MM
LHL 1500A 01	1 1/2	38.10	3/4	19.05	1.430	36.32	C	.187	4.75	2	50.80	280.00	127.01	280.0	5.000	.990	25.15
LHL 1500A 02					1.430	36.32		.192	4.88	2 1/2	63.50	300.00	136.08	240.0	4.286	1.215	30.86
LHL 1500A 03					1.390	35.31		.195	4.95	3	76.20	330.00	149.69	220.0	3.929	1.475	37.47
LHL 1500A 04					1.360	34.54		.195	4.95	3 1/2	88.90	341.25	154.79	195.0	3.482	1.715	43.56
LHL 1500A 05					1.450	36.83		.207	5.26	4	101.60	370.00	167.83	185.0	3.304	1.960	49.78
LHL 1500A 06					1.450	36.83		.207	5.26	4 1/2	114.30	360.00	163.29	160.0	2.857	2.205	56.01
LHL 1500A 07					1.430	36.32		.207	5.26	5	127.00	375.00	170.09	150.0	2.679	2.415	61.34
LHL 1500A 08					1.410	35.82		.207	5.26	5 1/2	139.70	385.00	174.63	140.0	2.500	2.670	67.82
LHL 1500A 09					1.385	35.18		.207	5.26	6	152.40	397.50	180.30	132.5	2.366	2.950	74.93
LHL 1500A 10					1.385	35.18		.207	5.26	7	177.80	402.50	182.57	115.0	2.054	3.320	84.33
LHL 1500A 11					1.395	35.43		.207	5.26	8	203.20	400.00	181.44	100.0	1.786	3.780	96.01
LHL 2000A 01	2	50.80	1	25.40	1.940	49.28	C	.262	6.65	2 1/2	63.50	562.50	255.15	450.0	8.036	1.250	31.75
LHL 2000A 02					1.880	47.75		.262	6.65	3	76.20	600.00	272.16	400.0	7.143	1.500	38.10
LHL 2000A 03					1.860	47.24		.262	6.65	3 1/2	88.90	595.00	269.89	340.0	6.072	1.715	43.56
LHL 2000A 04					1.840	46.74		.262	6.65	4	101.60	600.00	272.16	300.0	5.357	1.970	50.04
LHL 2000A 05					1.840	46.74		.262	6.65	4 1/2	114.30	596.25	270.46	265.0	4.732	2.170	55.12
LHL 2000A 06					1.830	46.48		.262	6.65	5	127.00	587.50	266.49	235.0	4.196	2.400	60.96
LHL 2000A 07					1.830	46.48		.262	6.65	5 1/2	139.70	591.25	268.19	215.0	3.839	2.680	68.07
LHL 2000A 08					1.795	45.59		.262	6.65	6	152.40	615.00	278.96	205.0	3.661	2.940	74.68
LHL 2000A 09					1.795	45.59		.262	6.65	7	177.80	614.25	278.62	175.5	3.134	3.331	84.61
LHL 2000A 10					1.795	45.59		.262	6.65	8	203.20	620.00	281.23	155.0	2.768	3.780	96.01

HEFTY SPRINGS



## SPECIAL INSTRUCTIONS FOR HEFTY SPRINGS

**PRICING:** See page 201 for pricing up to 199 pcs. To price or order up to 1000 pcs. visit [leespring.com](http://leespring.com); 1000+ pcs. contact Lee Spring.  
**CALCULATIONS:** \*Nominal Inside Diameter = Nominal Outside Diameter minus 2 times the wire diameter.

# HEFTY SPRINGS: MEDIUM LOAD PLUS SERIES (COLOR CODE BEIGE)

ROUND WIRE • Music Wire (M) or Chrome Silicon (C) [Ideal Operating Range: 25% to 35% of Free Length]

HEFTY SPRINGS

LEE Stock Number	HoLE diamETER		Rod diamETER		NomiNaL* outSidE diamETER		matERiAL	WiRE diamETER		FREe LENGth		Load at 37% dEFLEctiON		SpRiNg RatE		SoLid HEigHt	
	IN.	MM	IN.	MM	IN.	MM		IN.	MM	IN.	MM	LB.	KG	LB/IN.	KG/MM	IN.	MM
LHL 375AB 01	3/8	9.53	3/16	4.76	.340	8.64	M	.055	1.397	1	25.40	27.01	12.25	73.0	1.310	.574	14.57
LHL 375AB 02					.340	8.64		.055	1.397	1 1/4	31.75	27.75	12.59	60.0	1.074	.674	17.11
LHL 375AB 03					.340	8.64		.055	1.397	1 1/2	38.10	28.86	13.09	52.0	.930	.759	19.28
LHL 375AB 04					.340	8.64		.055	1.397	1 3/4	44.45	29.79	13.51	46.0	.823	.844	21.43
LHL 375AB 05					.340	8.64		.057	1.448	2	50.80	28.86	13.09	39.0	.698	1.169	29.69
LHL 375AB 06					.340	8.64		.057	1.448	2 1/2	63.50	30.53	13.85	33.0	.590	1.361	34.56
LHL 375AB 07					.340	8.64		.057	1.448	3	76.20	26.64	12.08	24.0	.429	1.826	46.39
LHL 375AB 08					.340	8.64		.057	1.448	6	152.40	28.86	13.09	13.0	.223	3.399	86.33
LHL 500AB 01	1/2	12.70	9/32	7.14	.475	12.07	M	.075	1.905	1	25.40	49.58	22.49	134.0	2.393	.582	14.78
LHL 500AB 02					.475	12.07		.075	1.905	1 1/4	31.75	49.95	22.66	108.0	1.929	.685	17.40
LHL 500AB 03					.475	12.07		.078	1.981	1 1/2	38.10	54.39	24.67	98.0	1.750	.888	22.55
LHL 500AB 04					.475	12.07		.078	1.981	1 3/4	44.45	55.69	25.26	86.0	1.536	.999	25.38
LHL 500AB 05					.475	12.07		.078	1.981	2	50.80	56.24	25.51	76.0	1.357	1.102	27.99
LHL 500AB 06					.475	12.07		.078	1.981	2 1/2	63.50	55.50	25.17	60.0	1.071	1.349	34.27
LHL 500AB 07					.475	12.07		.078	1.981	3	76.20	53.28	24.17	48.0	.857	1.648	41.86
LHL 500AB 08					.475	12.07		.078	1.981	3 1/2	88.90	49.21	22.32	38.0	.679	2.060	52.32
LHL 500AB 09					.475	12.07		.078	1.981	6	152.40	44.40	20.14	20.0	.357	3.726	94.63
LHL 625AB 01	5/8	15.88	11/32	8.73	.581	14.76	M	.091	2.311	1	25.40	72.15	32.73	195.0	3.482	.609	15.46
LHL 625AB 02					.585	14.86		.093	2.362	1 1/4	31.75	77.70	35.24	168.0	3.000	.731	18.58
LHL 625AB 03					.580	14.73		.095	2.413	1 1/2	38.10	82.70	37.51	149.0	2.661	.906	23.02
LHL 625AB 04					.570	14.48		.095	2.413	1 3/4	44.45	82.88	37.59	128.0	2.286	1.068	27.13
LHL 625AB 05					.590	14.99		.098	2.489	2	50.80	87.32	39.61	118.0	2.107	1.196	30.37
LHL 625AB 06					.590	14.99		.098	2.489	2 1/2	63.50	81.40	36.92	88.0	1.572	1.535	38.98
LHL 625AB 07					.590	14.99		.098	2.489	3	76.20	86.58	39.27	78.0	1.393	1.706	43.32
LHL 625AB 08					.580	14.73		.098	2.489	3 1/2	88.90	86.77	39.36	67.0	1.196	2.078	52.77
LHL 625AB 09					.580	14.73		.098	2.489	4	101.60	88.80	40.28	60.0	1.071	2.280	57.92
LHL 625AB 10					.580	14.73		.100	2.540	6	152.40	86.58	39.27	39.0	.696	3.788	96.22
LHL 750AB 01	3/4	19.05	3/8	9.53	.725	18.42	M	.112	2.845	1	25.40	101.01	45.82	273.0	4.875	.645	16.38
LHL 750AB 02					.720	18.29		.115	2.921	1 1/4	31.75	111.00	50.35	240.0	4.286	.796	20.22
LHL 750AB 03					.720	18.29		.115	2.921	1 1/2	38.10	107.12	48.59	193.0	3.447	.933	23.70
LHL 750AB 04					.695	17.65		.115	2.921	1 3/4	44.45	117.20	53.16	181.0	3.232	1.078	27.39
LHL 750AB 05					.680	17.27		.115	2.921	2	50.80	119.88	54.38	162.0	2.893	1.255	31.87
LHL 750AB 06					.685	17.40		.115	2.921	2 1/2	63.50	113.78	51.61	123.0	2.197	1.542	39.16
LHL 750AB 07					.700	17.78		.115	2.921	3	76.20	113.22	51.36	102.0	1.822	1.758	44.66
LHL 750AB 08					.700	17.78		.115	2.921	3 1/2	88.90	116.55	52.87	90.0	1.607	1.885	47.88
LHL 750AB 09					.690	17.53		.118	2.997	4	101.60	125.80	57.06	85.0	1.518	2.585	65.67
LHL 750AB 10					.680	17.27		.118	2.997	4 1/2	114.30	121.55	55.13	73.0	1.304	2.835	72.00
LHL 750AB 11					.670	17.02		.118	2.997	5	127.00	123.95	56.22	67.0	1.196	3.213	81.60
LHL 750AB 12					.670	17.02		.118	2.997	5 1/2	139.70	124.14	56.31	61.0	1.089	3.524	89.50
LHL 750AB 13					.680	17.27		.118	2.997	6	152.40	124.32	56.39	56.0	1.000	3.799	96.49

## SPECIAL INSTRUCTIONS FOR HEFTY SPRINGS

**PRICING:** See page 201 for pricing up to 199 pcs. To price or order up to 1000 pcs. visit [leespring.com](http://leespring.com); 1000+ pcs. contact Lee Spring.  
**CALCULATIONS:** \*Nominal Inside Diameter = Nominal Outside Diameter minus 2 times the wire diameter.

# HEFTY SPRINGS: MEDIUM LOAD PLUS SERIES (COLOR CODE BEIGE)

ROUND WIRE • Music Wire (M) or Chrome Silicon (C) [Ideal Operating Range: 25% to 35% of Free Length]

LEE Stock Number	HoLE diamETER		Rod diamETER		NomiNaL* outSidE diamETER		matERiAL	WiRE diamETER		FRee LENgTH		Load at 37% dEFLEctiON		SprING RatE		SoLid HEigHt	
	IN.	MM	IN.	MM	IN.	MM		IN.	MM	IN.	MM	LB.	KG	LB/IN.	KG/MM	IN.	MM
LHL 1000AB 01	1	25.40	1/2	12.70	.965	24.51	C	.142	3.607	1	25.40	160.21	72.67	433.0	7.733	.630	16.00
LHL 1000AB 02					.935	23.75		.142	3.607	1 1/4	31.75	169.28	76.78	366.0	6.536	.760	19.31
LHL 1000AB 03					.900	22.86		.142	3.607	1 1/2	38.10	182.59	82.83	329.0	5.875	.941	23.91
LHL 1000AB 04					.935	23.75		.148	3.759	1 3/4	44.45	189.07	85.76	292.0	5.215	1.043	26.50
LHL 1000AB 05					.935	23.75		.148	3.759	2	50.80	185.74	84.25	251.0	4.482	1.164	29.56
LHL 1000AB 06					.925	23.50		.148	3.759	2 1/2	63.50	188.70	85.59	204.0	3.643	1.404	35.66
LHL 1000AB 07					.925	23.50		.148	3.759	3	76.20	184.26	83.58	166.0	2.964	1.655	42.04
LHL 1000AB 08					.900	22.86		.148	3.759	3 1/2	88.90	194.25	88.11	150.0	2.679	1.953	49.60
LHL 1000AB 09					.950	24.13		.156	3.962	4	101.60	192.40	87.27	130.0	2.322	2.424	61.56
LHL 1000AB 10					.970	24.64		.156	3.962	4 1/2	114.30	184.82	83.83	111.0	1.982	2.606	66.19
LHL 1000AB 11					.970	24.64		.156	3.962	5	127.00	190.55	86.43	103.0	1.839	2.784	70.72
LHL 1000AB 12					.970	24.64		.156	3.962	5 1/2	139.70	187.22	84.92	92.0	1.643	3.079	78.20
LHL 1000AB 13					.970	24.64		.156	3.962	6	152.40	179.82	81.57	81.0	1.446	3.453	87.70
LHL 1250AB 01	1 1/4	31.75	5/8	15.88	1.200	30.48	C	.177	4.572	1 1/2	38.10	259.74	117.82	468.0	8.358	.934	23.73
LHL 1250AB 02					1.190	30.23		.177	4.572	1 3/4	44.45	261.59	118.66	404.0	7.215	1.043	26.50
LHL 1250AB 03					1.170	29.72		.177	4.572	2	50.80	265.66	120.50	359.0	6.411	1.175	29.85
LHL 1250AB 04					1.180	29.97		.187	4.750	2 1/2	63.50	294.15	133.43	318.0	5.679	1.472	37.39
LHL 1250AB 05					1.170	29.72		.192	4.877	3	76.20	318.57	144.50	287.0	5.125	1.832	46.54
LHL 1250AB 06					1.170	29.72		.192	4.877	3 1/2	88.90	319.87	145.09	247.0	4.411	2.070	52.59
LHL 1250AB 07					1.170	29.72		.192	4.877	4	101.60	319.68	145.01	216.0	3.857	2.307	58.60
LHL 1250AB 08					1.160	29.46		.192	4.877	4 1/2	114.30	323.01	146.52	194.0	3.464	2.575	65.41
LHL 1250AB 09					1.150	29.21		.192	4.877	5	127.00	325.60	147.69	176.0	3.143	2.896	73.57
LHL 1250AB 10					1.160	29.46		.192	4.877	5 1/2	139.70	319.50	144.92	157.0	2.804	3.109	78.96
LHL 1250AB 11					1.160	29.46		.192	4.877	6	152.40	319.68	145.01	144.0	2.572	3.354	85.18
LHL 1500AB 01	1 1/2	38.10	3/4	19.05	1.440	36.58	C	.218	5.537	2	50.80	378.88	171.86	512.0	9.143	1.230	31.24
LHL 1500AB 02					1.440	36.58		.218	5.537	2 1/2	63.50	355.20	161.12	384.0	6.857	1.490	37.86
LHL 1500AB 03					1.440	36.58		.225	5.715	3	76.20	389.61	176.73	351.0	6.268	1.819	46.20
LHL 1500AB 04					1.440	36.58		.234	5.944	3 1/2	88.90	467.56	212.06	361.0	6.447	2.123	53.92
LHL 1500AB 05					1.440	36.58		.234	5.944	4	101.60	436.60	198.04	295.0	5.268	2.490	63.23
LHL 1500AB 06					1.440	36.58		.234	5.944	4 1/2	114.30	427.91	194.10	257.0	4.590	2.785	70.74
LHL 1500AB 07					1.440	36.58		.234	5.944	5	127.00	462.50	209.79	250.0	4.465	2.851	72.42
LHL 1500AB 08					1.440	36.58		.234	5.944	5 1/2	139.70	427.35	193.85	210.0	3.750	3.302	83.88
LHL 1500AB 09					1.440	36.58		.234	5.944	6	152.40	444.00	201.40	200.0	3.572	3.440	87.38
LHL 2000AB 01	2	50.80	1	25.40	1.890	48.01	C	.283	7.188	2 1/2	63.50	641.03	290.77	693.0	12.376	1.518	38.56
LHL 2000AB 02					1.850	46.99		.283	7.188	3	76.20	652.68	296.06	588.0	10.501	1.772	45.00
LHL 2000AB 03					1.800	45.72		.283	7.188	3 1/2	88.90	669.52	303.69	517.0	9.233	2.073	52.66
LHL 2000AB 04					1.790	45.47		.283	7.188	4	101.60	671.92	304.78	454.0	8.108	2.311	58.71
LHL 2000AB 05					1.760	44.70		.283	7.188	4 1/2	114.30	682.65	309.65	410.0	7.322	2.616	66.45
LHL 2000AB 06					1.730	43.94		.283	7.188	5	127.00	691.90	313.85	374.0	6.679	2.954	75.03
LHL 2000AB 07					1.720	43.69		.283	7.188	5 1/2	139.70	689.01	316.62	343.0	6.125	3.227	81.97
LHL 2000AB 08					1.700	43.18		.283	7.188	6	152.40	701.52	318.21	316.0	5.643	3.572	90.73

HEFTY SPRINGS



### SPECIAL INSTRUCTIONS FOR HEFTY SPRINGS

**PRICING:** See page 201 for pricing up to 199 pcs. To price or order up to 1000 pcs. visit [leespring.com](http://leespring.com); 1000+ pcs. contact Lee Spring.  
**CALCULATIONS:** \*Nominal Inside Diameter = Nominal Outside Diameter minus 2 times the wire diameter.



# HEFTY SPRINGS: MEDIUM HEAVY LOAD SERIES (COLOR CODE PURPLE)

ROUND WIRE • Music Wire (M) or Chrome Silicon (C) [Ideal Operating Range: 20% to 25% of Free Length]

HEFTY SPRINGS

LEE Stock Number	HoLE diamETER		Rod diamETER		NomiNal* outSidE diamETER		matERiAL	WiRE diamETER		FREE LENGTh		Load at 37% dEFLEctioN		SpRiNg RatE		SoLid HEiGht	
	IN.	MM	IN.	MM	IN.	MM		IN.	MM	IN.	MM	LB.	KG	LB/IN.	KG/MM	IN.	MM
LHL 375B 01	3/8	9.53	3/16	4.76	.343	8.71	M	.058	1.47	1	25.40	33.30	15.10	90.0	1.607	.585	14.86
LHL 375B 02					.337	8.56		.058	1.47	1 1/4	31.75	33.76	15.31	73.0	1.304	.730	18.54
LHL 375B 03					.325	8.26		.058	1.47	1 1/2	38.10	37.19	16.87	67.0	1.196	.875	22.23
LHL 375B 04					.330	8.38		.059	1.50	1 3/4	44.45	37.56	17.03	58.0	1.036	1.040	26.42
LHL 375B 05					.329	8.36		.059	1.50	2	50.80	37.00	16.78	50.0	.893	1.185	30.10
LHL 375B 06					.327	8.31		.059	1.50	2 1/2	63.50	38.85	17.62	42.0	.750	1.420	36.07
LHL 375B 07					.328	8.33		.058	1.47	3	76.20	33.30	15.10	30.0	.536	1.750	44.45
LHL 375B 7A					.328	8.33		.058	1.47	4	101.60	35.52	16.11	24.0	.429	2.380	60.45
LHL 375B 7B					.328	8.33		.058	1.47	5	127.00	36.08	16.36	19.5	.348	2.940	74.68
LHL 375B 08					.330	8.38		.058	1.47	6	152.40	33.30	15.10	15.0	.268	3.320	84.33
LHL 375B 09	.335	8.51	.058	1.47	7	177.80	33.67	15.27	13.0	.232	4.100	104.14					
LHL 375B 10	.340	8.64	.058	1.47	8	203.20	32.56	14.77	11.0	.196	4.540	115.32					
LHL 500B 01	1/2	12.70	9/32	7.14	.461	11.71	M	.078	1.98	1	25.40	62.16	28.20	168.0	3.000	.605	15.37
LHL 500B 02					.466	11.84		.080	2.03	1 1/4	31.75	64.29	29.16	139.0	2.482	.765	19.43
LHL 500B 03					.455	11.56		.080	2.03	1 1/2	38.10	66.60	30.21	120.0	2.143	.920	23.37
LHL 500B 04					.460	11.68		.080	2.03	1 3/4	44.45	67.34	30.55	104.0	1.857	1.010	25.65
LHL 500B 05					.461	11.71		.080	2.03	2	50.80	64.38	29.20	87.0	1.554	1.170	29.72
LHL 500B 06					.461	11.71		.080	2.03	2 1/2	63.50	62.90	28.53	68.0	1.214	1.450	36.83
LHL 500B 07					.461	11.71		.080	2.03	3	76.20	63.27	28.70	57.0	1.018	1.690	42.93
LHL 500B 08					.461	11.71		.080	2.03	3 1/2	88.90	60.87	27.61	47.0	.839	2.020	51.31
LHL 500B 8A					.461	11.71		.080	2.03	4	101.60	63.64	28.87	43.0	.768	2.380	60.45
LHL 500B 8B					.461	11.71		.080	2.03	5	127.00	62.90	28.53	34.0	.607	2.970	75.44
LHL 500B 09					.461	11.71		.080	2.03	6	152.40	59.94	27.19	27.0	.482	3.400	86.36
LHL 500B 10	.461	11.71	.080	2.03	7	177.80	64.75	29.37	25.0	.446	4.100	104.14					
LHL 500B 11	.461	11.71	.080	2.03	8	203.20	65.12	29.54	22.0	.393	4.540	115.32					
LHL 625B 01	5/8	15.88	11/32	8.73	.581	14.76	M	.098	2.49	1	25.40	102.49	46.49	277.0	4.947	.615	15.62
LHL 625B 02					.578	14.68		.098	2.49	1 1/4	31.75	96.20	43.64	208.0	3.714	.765	19.43
LHL 625B 03					.571	14.50		.100	2.54	1 1/2	38.10	105.45	47.83	190.0	3.393	.930	23.62
LHL 625B 04					.580	14.73		.102	2.59	1 3/4	44.45	108.78	49.34	168.0	3.000	1.080	27.43
LHL 625B 05					.574	14.58		.102	2.59	2	50.80	109.52	49.68	148.0	2.643	1.230	31.24
LHL 625B 06					.572	14.53		.102	2.59	2 1/2	63.50	106.38	48.25	115.0	2.054	1.535	38.99
LHL 625B 07					.586	14.88		.105	2.67	3	76.20	111.00	50.35	100.0	1.786	1.865	47.37
LHL 625B 08					.586	14.88		.105	2.67	3 1/2	88.90	110.08	49.93	85.0	1.518	2.160	54.86
LHL 625B 09					.582	14.78		.105	2.67	4	101.60	112.48	51.02	76.0	1.357	2.450	62.23
LHL 625B 9A					.582	14.78		.105	2.67	5	127.00	120.25	54.55	65.0	1.161	2.980	75.69
LHL 625B 10					.577	14.66		.105	2.67	6	152.40	111.00	50.35	50.0	.893	3.715	94.36
LHL 625B 11					.582	14.78		.105	2.67	7	177.80	119.14	54.04	46.0	.821	4.100	104.14
LHL 625B 12	.585	14.86	.105	2.67	8	203.20	118.40	53.71	40.0	.714	4.700	119.38					

## SPECIAL INSTRUCTIONS FOR HEFTY SPRINGS

**PRICING:** See page 201 for pricing up to 199 pcs. To price or order up to 1000 pcs. visit [leespring.com](http://leespring.com); 1000+ pcs. contact Lee Spring.  
**CALCULATIONS:** \*Nominal Inside Diameter = Nominal Outside Diameter minus 2 times the wire diameter.



# HEFTY SPRINGS: MEDIUM HEAVY LOAD SERIES (COLOR CODE PURPLE)

ROUND WIRE • Music Wire (M) or Chrome Silicon (C) [Ideal Operating Range: 20% to 25% of Free Length]

LEE STOCK NUMBER	HoLE diamETER		Rod diamETER		NomiNal* outSidE diamETER		matERiAL	WiRE diamETER		FREE LENgTH		Load at 37% dEFLEctioN		SprING RatE		SoLid HEigHt	
	IN.	MM	IN.	MM	IN.	MM		IN.	MM	IN.	MM	LB.	KG	LB/IN.	KG/MM	IN.	MM
LHL 750B 01	3/4	19.05	3/8	9.53	.710	18.03	C	.120	3.05	1	25.40	166.50	75.52	450.0	8.036	.630	16.00
LHL 750B 02					.725	18.42		.125	3.18	1 1/4	31.75	178.06	80.77	385.0	6.875	.780	19.81
LHL 750B 03					.715	18.16		.125	3.18	1 1/2	38.10	177.60	80.56	320.0	5.715	.925	23.50
LHL 750B 04					.695	17.65		.125	3.18	1 3/4	44.45	186.48	84.59	288.0	5.143	1.080	27.43
LHL 750B 05					.690	17.53		.125	3.18	2	50.80	183.52	83.24	248.0	4.429	1.240	31.50
LHL 750B 06					.690	17.53		.125	3.18	2 1/2	63.50	177.60	80.56	192.0	3.429	1.525	38.74
LHL 750B 07					.710	18.03		.125	3.18	3	76.20	159.84	72.50	144.0	2.572	1.780	45.21
LHL 750B 08					.700	17.78		.125	3.18	3 1/2	88.90	165.76	75.19	128.0	2.286	2.065	52.45
LHL 750B 09					.680	17.27		.125	3.18	4	101.60	177.60	80.56	120.0	2.143	2.400	60.96
LHL 750B 10					.655	16.89		.125	3.18	4 1/2	114.30	186.48	84.59	112.0	2.000	2.750	69.85
LHL 750B 11					.655	16.64		.125	3.18	5	127.00	192.40	87.27	104.0	1.857	3.095	78.61
LHL 750B 12					.650	16.51		.125	3.18	5 1/2	139.70	195.36	88.61	96.0	1.714	3.420	86.87
LHL 750B 13					.675	17.15		.125	3.18	6	152.40	177.60	80.56	80.0	1.429	3.560	90.42
LHL 750B 14					.680	17.27		.125	3.18	7	177.80	181.30	82.24	70.0	1.250	4.160	105.66
LHL 750B 15					.680	17.27		.125	3.18	8	203.20	180.56	81.90	61.0	1.089	4.700	119.38
LHL 1000B 01	1	25.40	1/2	12.70	.940	23.88	C	.148	3.76	1	25.40	229.40	104.06	620.0	11.072	.630	16.00
LHL 1000B 02					.955	24.26		.156	3.96	1 1/4	31.75	259.00	117.48	560.0	10.000	.780	19.81
LHL 1000B 03					.910	23.11		.156	3.96	1 1/2	38.10	275.28	124.87	496.0	8.858	.940	23.88
LHL 1000B 04					.945	24.00		.162	4.11	1 3/4	44.45	284.90	129.23	440.0	7.858	1.090	27.69
LHL 1000B 05					.950	24.13		.162	4.11	2	50.80	272.32	123.52	368.0	6.572	1.225	31.12
LHL 1000B 06					.945	24.00		.162	4.11	2 1/2	63.50	266.40	120.84	288.0	5.143	1.495	37.97
LHL 1000B 07					.945	24.00		.162	4.11	3	76.20	257.52	116.81	232.0	4.143	1.780	45.21
LHL 1000B 08					.910	23.11		.162	4.11	3 1/2	88.90	279.72	126.88	216.0	3.857	2.110	53.59
LHL 1000B 09					.915	23.24		.162	4.11	4	101.60	272.32	123.52	184.0	3.286	2.380	60.45
LHL 1000B 10					.935	23.75		.162	4.11	4 1/2	114.30	253.08	114.80	152.0	2.714	2.620	66.55
LHL 1000B 11					.915	23.24		.162	4.11	5	127.00	266.40	120.84	144.0	2.572	2.945	74.80
LHL 1000B 12					.920	23.37		.162	4.11	5 1/2	139.70	260.48	118.15	128.0	2.286	3.215	81.66
LHL 1000B 13					.935	23.75		.162	4.11	6	152.40	248.64	112.78	112.0	2.000	3.440	87.38
LHL 1000B 14					.935	23.75		.162	4.11	7	177.80	246.83	111.96	95.3	1.702	3.968	100.79
LHL 1000B 15					.920	23.37		.162	4.11	8	203.20	260.48	118.15	88.0	1.572	4.700	119.38
LHL 1250B 01	1 1/4	31.75	5/8	15.88	1.200	30.48	C	.195	4.95	1 1/2	38.10	402.38	182.52	725.0	12.947	.945	24.00
LHL 1250B 02					1.190	30.23		.195	4.95	1 3/4	44.45	388.50	176.22	600.0	10.715	1.080	27.43
LHL 1250B 03					1.160	29.46		.195	4.95	2	50.80	399.60	181.26	540.0	9.643	1.235	31.37
LHL 1250B 04					1.195	30.35		.207	5.26	2 1/2	63.50	462.50	209.79	500.0	8.929	1.555	39.50
LHL 1250B 05					1.165	29.59		.207	5.26	3	76.20	477.30	216.50	430.0	7.679	1.865	47.37
LHL 1250B 06					1.160	29.46		.207	5.26	3 1/2	88.90	472.68	214.40	365.0	6.518	2.150	54.61
LHL 1250B 07					1.160	29.46		.207	5.26	4	101.60	466.20	211.47	315.0	5.625	2.425	61.60
LHL 1250B 08					1.145	29.08		.207	5.26	4 1/2	114.30	474.52	215.24	285.0	5.090	2.750	69.85
LHL 1250B 09					1.140	28.96		.207	5.26	5	127.00	471.75	213.98	255.0	4.554	3.065	77.85
LHL 1250B 10					1.150	29.21		.207	5.26	5 1/2	139.70	457.88	207.69	225.0	4.018	3.320	84.33
LHL 1250B 11					1.150	29.21		.207	5.26	6	152.40	455.10	206.43	205.0	3.661	3.605	91.57
LHL 1250B 12					1.150	29.21		.207	5.26	7	177.80	450.66	204.42	174.0	3.107	4.158	105.61
LHL 1250B 13					1.190	30.23		.218	5.54	8	203.20	544.64	247.05	184.0	3.286	4.780	121.41

HEFTY SPRINGS



### SPECIAL INSTRUCTIONS FOR HEFTY SPRINGS

**PRICING:** See page 201 for pricing up to 199 pcs. To price or order up to 1000 pcs. visit [leespring.com](http://leespring.com); 1000+ pcs. contact Lee Spring.  
**CALCULATIONS:** \*Nominal Inside Diameter = Nominal Outside Diameter minus 2 times the wire diameter.

# HEFTY SPRINGS: MEDIUM HEAVY LOAD SERIES (COLOR CODE PURPLE)

ROUND WIRE • Music Wire (M) or Chrome Silicon (C) [Ideal Operating Range: 20% to 25% of Free Length]

HEFTY SPRINGS

LEE Stock Number	HOLE diameter		Rod diameter		Nominal* outside diameter		material	WIRE diameter		FREE LENGTH		Load at 37% deflection		Spring Rate		Solid Height	
	IN.	MM	IN.	MM	IN.	MM		IN.	MM	IN.	MM	LB.	KG	LB/IN.	KG/MM	IN.	MM
LHL 1500B 01	1 1/2	38.10	3/4	19.05	1.425	36.20	C	.234	5.94	2	50.80	551.30	250.07	745.0	13.304	1.250	31.75
LHL 1500B 02					1.415	35.94		.243	6.17	2 1/2	63.50	647.50	293.70	700.0	12.501	1.570	39.88
LHL 1500B 03					1.410	35.81		.243	6.17	3	76.20	621.60	281.96	560.0	10.000	1.865	47.37
LHL 1500B 04					1.415	35.94		.250	6.35	3 1/2	88.90	683.76	310.15	528.0	9.429	2.190	55.63
LHL 1500B 05					1.385	35.18		.250	6.35	4	101.60	710.40	322.24	480.0	8.572	2.505	63.63
LHL 1500B 06					1.370	34.80		.250	6.35	4 1/2	114.30	719.28	326.26	432.0	7.715	2.820	71.63
LHL 1500B 07					1.390	35.31		.250	6.35	5	127.00	680.80	308.81	368.0	6.572	3.085	78.36
LHL 1500B 08					1.370	34.80		.250	6.35	5 1/2	139.70	700.04	317.54	344.0	6.143	3.415	86.74
LHL 1500B 09					1.385	35.18		.250	6.35	6	152.40	674.88	306.12	304.0	5.429	3.670	93.22
LHL 1500B 10					1.385	35.18		.250	6.35	7	177.80	673.40	305.45	260.0	4.643	4.193	106.50
LHL 1500B 11					1.400	35.56		.250	6.35	8	203.20	651.20	295.38	220.0	3.929	4.790	121.67
LHL 2000B 01	2	50.80	1	25.40	1.950	49.53	C	.312	7.92	2 1/2	63.50	948.13	430.07	1025.0	18.304	1.570	39.88
LHL 2000B 02					1.900	48.26		.312	7.92	3	76.20	943.50	427.97	850.0	15.179	1.880	47.75
LHL 2000B 03					1.840	46.74		.312	7.92	3 1/2	88.90	997.15	452.30	770.0	13.751	2.180	55.37
LHL 2000B 04					1.830	46.48		.312	7.92	4	101.60	982.72	445.76	664.0	11.858	2.460	62.48
LHL 2000B 05					1.800	45.72		.312	7.92	4 1/2	114.30	999.00	453.14	600.0	10.715	2.785	70.74
LHL 2000B 06					1.950	49.53		.331	8.41	5	127.00	1036.00	469.93	560.0	10.000	3.080	78.23
LHL 2000B 07					1.950	49.53		.331	8.41	5 1/2	139.70	1025.64	465.23	504.0	9.000	3.345	84.96
LHL 2000B 08					1.930	49.02		.331	8.41	6	152.40	1047.84	475.30	472.0	8.429	3.635	92.33
LHL 2000B 09					1.930	49.02		.331	8.41	7	177.80	1029.53	466.99	397.5	7.098	4.177	106.10
LHL 2000B 10					1.930	49.02		.331	8.41	8	203.20	1041.92	472.61	352.0	6.286	4.790	121.67

## SPECIAL INSTRUCTIONS FOR HEFTY SPRINGS

**PRICING:** See page 201 for pricing up to 199 pcs. To price or order up to 1000 pcs. visit [leespring.com](http://leespring.com); 1000+ pcs. contact Lee Spring.  
**CALCULATIONS:** \*Nominal Inside Diameter = Nominal Outside Diameter minus 2 times the wire diameter.

# HEFTY SPRINGS: HEAVY LOAD SERIES (COLOR CODE BLACK)

ROUND WIRE • Music Wire (M) or Chrome Silicon (C) [Ideal Operating Range: 15% to 20% of Free Length]

LEE StoCK Number	HoLE diamEtER		Rod diamEtER		NomiNaL* outSide diamEtER		matERial	WIRE diamEtER		FREE LENGtH		Load at 30% dEFLEctioN		SpRiNg RatE		SoLid HEiGht	
	IN.	MM	IN.	MM	IN.	MM		IN.	MM	IN.	MM	LB.	KG	LB/IN.	KG/MM	IN.	MM
LHL 375C 01	3/8	9.53	3/16	4.76	.342	8.69	M	.062	1.57	1	25.40	37.20	16.87	124.0	2.214	.625	15.88
LHL 375C 02					.345	8.76		.062	1.57	1 1/4	31.75	36.75	16.67	98.0	1.750	.735	18.67
LHL 375C 03					.348	8.84		.065	1.65	1 1/2	38.10	43.20	19.60	96.0	1.714	.920	23.37
LHL 375C 04					.345	8.76		.065	1.65	1 3/4	44.45	44.10	20.00	84.0	1.500	1.060	26.92
LHL 375C 05					.345	8.76		.065	1.65	2	50.80	43.20	19.60	72.0	1.286	1.215	30.86
LHL 375C 06					.355	9.02		.067	1.70	2 1/2	63.50	45.00	20.41	60.0	1.071	1.525	38.74
LHL 375C 07					.355	9.02		.065	1.65	3	76.20	37.80	17.15	42.0	.750	1.800	45.72
LHL 375C 7A					.355	9.02		.067	1.70	4	101.60	45.60	20.68	38.0	.679	2.580	65.53
LHL 375C 7B					.355	9.02		.067	1.70	5	127.00	45.00	20.41	30.0	.536	3.220	81.79
LHL 375C 08					.345	8.76		.065	1.65	6	152.40	40.50	18.37	22.5	.402	3.590	91.19
LHL 375C 09	.345	8.76	.065	1.65	7	177.80	42.00	19.05	20.0	.357	4.540	115.32					
LHL 375C 10	.345	8.76	.065	1.65	8	203.20	43.20	19.60	18.0	.321	5.240	133.10					
LHL 500C 01	1/2	12.70	9/32	7.14	.475	12.07	M	.085	2.16	1	25.40	70.80	32.11	236.0	4.214	.640	16.26
LHL 500C 02					.475	12.07		.085	2.16	1 1/4	31.75	69.75	31.64	186.0	3.322	.765	19.43
LHL 500C 03					.477	12.12		.087	2.21	1 1/2	38.10	73.80	33.48	164.0	2.929	.935	23.75
LHL 500C 04					.477	12.12		.087	2.21	1 3/4	44.45	72.45	32.86	138.0	2.464	1.075	27.31
LHL 500C 05					.475	12.07		.085	2.16	2	50.80	66.00	29.94	110.0	1.964	1.350	34.29
LHL 500C 06					.475	12.07		.085	2.16	2 1/2	63.50	63.00	28.58	84.0	1.500	1.485	37.72
LHL 500C 07					.477	12.12		.087	2.21	3	76.20	66.60	30.21	74.0	1.321	1.855	47.12
LHL 500C 08					.477	12.12		.087	2.21	3 1/2	88.90	67.20	30.48	64.0	1.143	2.110	53.59
LHL 500C 8A					.477	12.12		.087	2.21	4	101.60	72.00	32.66	60.0	1.071	2.540	64.52
LHL 500C 8B					.477	12.12		.087	2.21	5	127.00	70.50	31.98	47.0	.839	3.100	78.74
LHL 500C 09					.477	12.12		.087	2.21	6	152.40	66.60	30.21	37.0	.661	3.525	89.54
LHL 500C 10	.477	12.12	.087	2.21	7	177.80	71.40	32.39	34.0	.607	4.240	107.70					
LHL 500C 11	.477	12.12	.087	2.21	8	203.20	69.60	31.57	29.0	.518	5.200	132.08					
LHL 625C 01	5/8	15.88	11/32	8.73	.592	15.04	M	.109	2.77	1	25.40	127.20	57.70	424.0	7.572	.685	17.40
LHL 625C 02					.600	15.24		.109	2.77	1 1/4	31.75	111.00	50.35	296.0	5.286	.855	21.72
LHL 625C 03					.583	14.81		.109	2.77	1 1/2	38.10	122.40	55.52	272.0	4.857	.985	25.02
LHL 625C 04					.595	15.11		.112	2.84	1 3/4	44.45	126.00	57.15	240.0	4.286	1.165	29.59
LHL 625C 05					.589	14.96		.112	2.84	2	50.80	124.80	56.61	208.0	3.714	1.350	34.29
LHL 625C 06					.590	14.99		.112	2.84	2 1/2	63.50	127.50	57.83	170.0	3.036	1.600	40.64
LHL 625C 07					.590	14.99		.112	2.84	3	76.20	129.60	58.79	144.0	2.572	1.840	46.74
LHL 625C 08					.590	14.99		.112	2.84	3 1/2	88.90	128.10	58.11	122.0	2.179	2.135	54.23
LHL 625C 09					.595	15.11		.115	2.92	4	101.60	129.60	58.79	108.0	1.929	2.660	67.56
LHL 625C 9A					.595	15.11		.115	2.92	5	127.00	135.00	61.24	90.0	1.607	3.300	83.82
LHL 625C 10					.595	15.11		.115	2.92	6	152.40	126.00	57.15	70.0	1.250	3.975	100.97
LHL 625C 11					.595	15.11		.115	2.92	7	177.80	134.40	60.96	64.0	1.143	4.540	115.32
LHL 625C 12	.595	15.11	.115	2.92	8	203.20	132.00	59.88	55.0	.982	5.240	133.10					

HEFTY SPRINGS



## SPECIAL INSTRUCTIONS FOR HEFTY SPRINGS

**PRICING:** See page 201 for pricing up to 199 pcs. To price or order up to 1000 pcs. visit [leespring.com](http://leespring.com); 1000+ pcs. contact Lee Spring.  
**CALCULATIONS:** \*Nominal Inside Diameter = Nominal Outside Diameter minus 2 times the wire diameter.

# HEFTY SPRINGS: HEAVY LOAD SERIES (COLOR CODE BLACK)

ROUND WIRE • Music Wire (M) or Chrome Silicon (C) [Ideal Operating Range: 15% to 20% of Free Length]

HEFTY SPRINGS

LEE Stock Number	HoLE diamETER		Rod diamETER		NomiNaL* outSidE diamETER		matERIAL	WIRE diamETER		FREE LENgTH		Load at 30% dEFLEctiON		SpRiNg RatE		SoLid HEiGht	
	IN.	MM	IN.	MM	IN.	MM		IN.	MM	IN.	MM	LB.	KG	LB/IN.	KG/MM	IN.	MM
LHL 750C 01	3/4	19.05	3/8	9.53	.710	18.03	C	.135	3.43	1	25.40	238.50	108.18	795.0	14.197	.700	17.78
LHL 750C 02					.720	18.29		.142	3.61	1 1/4	31.75	273.75	124.17	730.0	13.036	.875	22.23
LHL 750C 03					.710	18.03		.142	3.61	1 1/2	38.10	272.25	123.49	605.0	10.804	1.040	26.42
LHL 750C 04					.710	18.03		.142	3.61	1 3/4	44.45	262.50	119.07	500.0	8.929	1.200	30.48
LHL 750C 05					.710	18.03		.142	3.61	2	50.80	255.00	136.08	425.0	7.590	1.360	34.54
LHL 750C 06					.710	18.03		.142	3.61	2 1/2	63.50	247.50	112.26	330.0	5.893	1.670	42.42
LHL 750C 07					.730	18.54		.148	3.76	3	76.20	270.00	122.47	300.0	5.357	2.030	51.56
LHL 750C 08					.730	18.54		.148	3.76	3 1/2	88.90	267.75	121.45	255.0	4.554	2.340	59.44
LHL 750C 09					.730	18.54		.148	3.76	4	101.60	264.00	119.75	220.0	3.929	2.660	67.56
LHL 750C 10					.730	18.54		.148	3.76	4 1/2	114.30	263.25	119.41	195.0	3.482	2.965	75.31
LHL 750C 11					.725	18.42		.148	3.76	5	127.00	264.00	119.75	176.0	3.143	3.330	84.58
LHL 750C 12					.725	18.42		.148	3.76	5 1/2	139.70	264.00	119.75	160.0	2.857	3.630	92.20
LHL 750C 13					.725	18.42		.148	3.76	6	152.40	259.20	117.57	144.0	2.572	4.010	101.85
LHL 750C 14					.728	18.49		.148	3.76	7	177.80	262.50	119.07	125.0	2.232	4.660	118.36
LHL 750C 15					.728	18.49		.148	3.76	8	203.20	264.00	119.75	110.0	1.964	5.260	133.60
LHL 750C 17					.725	18.42		.148	3.76	12	304.80	259.20	117.57	72.0	1.286	7.926	201.32
LHL 1000C 01					1	25.40		1/2	12.70	.975	24.77	C	.170	4.32	1	25.40	330.00
LHL 1000C 02	.965	24.52	.177	4.50			1 1/4			31.75	375.00		170.10	1000.0	17.858	.865	21.97
LHL 1000C 03	.915	23.24	.177	4.50			1 1/2			38.10	405.00		183.71	900.0	16.072	1.045	26.54
LHL 1000C 04	.890	22.61	.177	4.50			1 3/4			44.45	420.00		190.51	800.0	14.286	1.220	30.99
LHL 1000C 05	.915	23.24	.183	4.65			2			50.80	441.00		200.04	735.0	13.126	1.395	35.43
LHL 1000C 06	.935	23.75	.187	4.75			2 1/2			63.50	442.50		200.72	590.0	10.536	1.715	43.56
LHL 1000C 07	.935	23.75	.187	4.75			3			76.20	432.00		195.95	480.0	8.572	2.020	51.31
LHL 1000C 08	.935	23.75	.187	4.75			3 1/2			88.90	420.00		190.51	400.0	7.143	2.350	59.69
LHL 1000C 09	.935	23.75	.187	4.75			4			101.60	414.00		187.79	345.0	6.161	2.660	67.56
LHL 1000C 10	.935	23.75	.187	4.75			4 1/2			114.30	411.75		186.77	305.0	5.447	2.960	75.18
LHL 1000C 11	.960	24.38	.192	4.88			5			127.00	427.50		193.91	285.0	5.090	3.300	83.82
LHL 1000C 12	.960	24.38	.192	4.88			5 1/2			139.70	429.00		194.59	260.0	4.643	3.580	90.93
LHL 1000C 13	.960	24.38	.192	4.88			6			152.40	423.00		191.87	235.0	4.197	3.915	99.44
LHL 1000C 14	.960	24.38	.192	4.88			7			177.80	420.00		190.51	200.0	3.572	4.524	114.91
LHL 1000C 15	.930	23.62	.192	4.88			8			203.20	460.80		209.02	192.0	3.429	5.400	137.16
LHL 1250C 01	1 1/4	31.75	5/8	15.88	1.190	30.23	C	.225	5.72	1 1/2	38.10	607.50	275.56	1350.0	24.108	1.045	26.54
LHL 1250C 02					1.190	30.23		.225	5.72	1 3/4	44.45	577.50	261.95	1100.0	19.644	1.185	30.10
LHL 1250C 03					1.190	30.23		.225	5.72	2	50.80	600.00	272.16	1000.0	17.858	1.380	35.05
LHL 1250C 04					1.190	30.23		.234	5.94	2 1/2	63.50	682.50	309.58	910.0	16.251	1.740	44.20
LHL 1250C 05					1.180	29.97		.234	5.94	3	76.20	675.00	306.18	750.0	13.394	2.060	52.32
LHL 1250C 06					1.200	30.48		.243	6.17	3 1/2	88.90	750.75	340.54	715.0	12.768	2.435	61.85
LHL 1250C 07					1.195	30.35		.243	6.17	4	101.60	750.00	340.20	625.0	11.161	2.755	69.98
LHL 1250C 08					1.195	30.35		.243	6.17	4 1/2	114.30	735.75	333.73	545.0	9.733	3.085	78.36
LHL 1250C 09					1.195	30.35		.243	6.17	5	127.00	720.00	326.59	480.0	8.572	3.435	87.25
LHL 1250C 10					1.195	30.35		.243	6.17	5 1/2	139.70	709.50	321.83	430.0	7.679	3.780	96.01
LHL 1250C 11					1.195	30.35		.243	6.17	6	152.40	702.00	318.42	390.0	6.965	4.115	104.52
LHL 1250C 12					1.195	30.35		.243	6.17	7	177.80	709.80	321.96	338.0	6.036	4.662	118.41
LHL 1250C 13					1.160	29.46		.243	6.17	8	203.20	787.20	357.07	328.0	5.857	5.400	137.16

## SPECIAL INSTRUCTIONS FOR HEFTY SPRINGS

**PRICING:** See page 201 for pricing up to 199 pcs. To price or order up to 1000 pcs. visit [leespring.com](http://leespring.com); 1000+ pcs. contact Lee Spring.  
**CALCULATIONS:** \*Nominal Inside Diameter = Nominal Outside Diameter minus 2 times the wire diameter.

# HEFTY SPRINGS: HEAVY LOAD SERIES (COLOR CODE BLACK)

ROUND WIRE • Music Wire (M) or Chrome Silicon (C) [Ideal Operating Range: 15% to 20% of Free Length]

LEE Stock Number	HoLE diamETER		Rod diamETER		NomiNaL* outSide diamETER		matERial	WIRE diamETER		FREE LENgTH		Load at 30% dEFLEctiON		SpRiNg RatE		SoLid HEigHt	
	IN.	MM	IN.	MM	IN.	MM		IN.	MM	IN.	MM	LB.	KG	LB/IN.	KG/MM	IN.	MM
LHL 1500C 01	1 1/2	38.10	3/4	19.05	1.445	36.70	C	.262	6.65	2	50.80	750.00	340.20	1250.0	22.322	1.385	35.18
LHL 1500C 02					1.455	36.96		.273	6.93	2 1/2	63.50	843.75	382.72	1125.0	20.090	1.725	43.82
LHL 1500C 03					1.400	35.56		.273	6.93	3	76.20	900.00	408.24	1000.0	17.858	2.075	52.71
LHL 1500C 04					1.430	36.32		.283	7.19	3 1/2	88.90	976.50	442.94	930.0	16.608	2.430	61.72
LHL 1500C 05					1.420	36.07		.283	7.19	4	101.60	978.00	443.62	815.0	14.554	2.755	69.98
LHL 1500C 06					1.420	36.07		.283	7.19	4 1/2	114.30	958.50	434.77	710.0	12.679	3.080	78.23
LHL 1500C 07					1.415	35.94		.283	7.19	5	127.00	952.50	432.05	635.0	11.340	3.405	86.49
LHL 1500C 08					1.415	35.94		.283	7.19	5 1/2	139.70	940.50	426.61	570.0	10.179	3.735	94.87
LHL 1500C 09					1.415	35.94		.283	7.19	6	152.40	927.00	420.48	515.0	9.197	4.075	103.51
LHL 1500C 10					1.415	35.94		.283	7.19	7	177.80	924.00	419.12	440.0	7.857	4.654	118.21
LHL 1500C 11					1.365	34.67		.283	7.19	8	203.20	1036.80	470.29	432.0	7.715	5.440	138.18
LHL 2000C 01	2	50.80	1	25.40	1.895	48.13	C	.343	8.71	2 1/2	63.50	1293.75	586.84	1725.0	30.805	1.745	44.32
LHL 2000C 02					1.840	46.74		.343	8.71	3	76.20	1305.00	591.94	1450.0	25.894	2.090	53.09
LHL 2000C 03					1.840	46.74		.343	8.71	3 1/2	88.90	1260.00	571.53	1200.0	21.430	2.390	60.71
LHL 2000C 04					1.820	46.23		.343	8.71	4	101.60	1260.00	571.53	1050.0	18.751	2.715	68.96
LHL 2000C 05					1.930	49.02		.362	9.19	4 1/2	114.30	1370.25	621.54	1015.0	18.126	3.015	76.58
LHL 2000C 06					1.880	47.75		.362	9.19	5	127.00	1440.00	653.18	960.0	17.144	3.400	86.36
LHL 2000C 07					1.870	47.50		.362	9.19	5 1/2	139.70	1443.75	654.88	875.0	15.626	3.715	94.36
LHL 2000C 08					1.860	47.24		.362	9.19	6	152.40	1440.00	653.54	800.0	14.286	4.060	103.12
LHL 2000C 09					1.860	47.24		.362	9.19	7	177.80	1417.50	642.97	675.0	12.054	4.662	118.41
LHL 2000C 10					1.850	46.99		.362	9.19	8	203.20	1464.00	664.07	610.0	10.893	5.260	133.60

HEFTY SPRINGS



## SPECIAL INSTRUCTIONS FOR HEFTY SPRINGS

**PRICING:** See page 201 for pricing up to 199 pcs. To price or order up to 1000 pcs. visit [leespring.com](http://leespring.com); 1000+ pcs. contact Lee Spring.  
**CALCULATIONS:** \*Nominal Inside Diameter = Nominal Outside Diameter minus 2 times the wire diameter.

# HEFTY SPRINGS: EXTRA HEAVY LOAD SERIES (COLOR CODE ORANGE)

ROUND WIRE • Music Wire (M) or Chrome Silicon (C) [Ideal Operating Range: 10% to 15% of Free Length]

HEFTY SPRINGS

LEE Stock Number	HoLE diamEtER		Rod diamEtER		NomiNaL* outSidE diamEtER		matERiAL	WiRE diamEtER		FRiE LENgTH		Load at 25% dEFLEctiON		SpRiNg RatE		SoLid HEiGht	
	IN.	MM	IN.	MM	IN.	MM		IN.	MM	IN.	MM	LB.	KG	LB/IN.	KG/MM	IN.	MM
LHL 375D 01	3/8	9.53	3/16	4.76	.345	8.76	M	.070	1.78	1	25.40	55.00	24.95	220.0	3.929	.685	17.40
LHL 375D 02					.345	8.76		.070	1.78	1 1/4	31.75	53.13	24.10	170.0	3.036	.845	21.46
LHL 375D 03					.347	8.81		.071	1.80	1 1/2	38.10	54.38	24.66	145.0	2.589	1.020	25.91
LHL 375D 04					.354	8.99		.071	1.80	1 3/4	44.45	50.31	22.82	115.0	2.054	1.160	29.46
LHL 375D 05					.345	8.76		.070	1.78	2	50.80	50.00	22.68	100.0	1.786	1.340	34.04
LHL 375D 06					.352	8.94		.071	1.80	2 1/2	63.50	50.00	22.68	80.0	1.429	1.645	41.78
LHL 375D 07					.353	8.97		.071	1.80	3	76.20	48.75	22.11	65.0	1.161	1.960	49.78
LHL 375D 7A					.355	9.02		.071	1.80	4	101.60	51.50	23.36	51.5	.920	2.640	67.06
LHL 375D 7B					.355	9.02		.071	1.80	5	127.00	51.25	23.25	41.0	.732	3.400	86.36
LHL 375D 08					.353	8.97		.071	1.80	6	152.40	48.00	21.77	32.0	.571	3.845	97.66
LHL 375D 09					.353	8.97		.071	1.80	7	177.80	52.50	23.81	30.0	.536	4.800	121.92
LHL 375D 10					.353	8.97		.071	1.80	8	203.20	52.00	23.59	26.0	.464	5.460	138.68
LHL 375D 12	.353	8.97	.071	1.80	12	304.80	46.80	21.23	15.6	.279	8.423	213.94					
LHL 500D 01	1/2	12.70	9/32	7.14	.480	12.19	M	.092	2.34	1	25.40	80.00	36.29	320.0	5.715	.695	17.65
LHL 500D 02					.480	12.19		.092	2.34	1 1/4	31.75	75.00	34.02	240.0	4.286	.865	21.97
LHL 500D 03					.480	12.19		.092	2.34	1 1/2	38.10	75.00	34.02	200.0	3.572	1.000	25.40
LHL 500D 04					.480	12.19		.092	2.34	1 3/4	44.45	74.38	33.74	170.0	3.036	1.145	29.08
LHL 500D 05					.480	12.19		.092	2.34	2	50.80	70.00	31.75	140.0	2.500	1.350	34.29
LHL 500D 06					.480	12.19		.092	2.34	2 1/2	63.50	71.88	32.60	115.0	2.054	1.605	40.77
LHL 500D 07					.480	12.19		.092	2.34	3	76.20	67.50	30.62	90.0	1.607	1.995	50.67
LHL 500D 08					.480	12.19		.092	2.34	3 1/2	88.90	70.00	31.75	80.0	1.429	2.220	56.39
LHL 500D 8A					.480	12.19		.092	2.34	4	101.60	76.00	34.47	76.0	1.357	2.540	64.52
LHL 500D 8B					.480	12.19		.092	2.34	5	127.00	75.00	34.02	60.0	1.071	3.220	81.79
LHL 500D 09					.480	12.19		.092	2.34	6	152.40	67.50	30.62	45.0	.804	3.800	96.52
LHL 500D 10	.480	12.19	.092	2.34	7	177.80	73.50	33.34	42.0	.750	4.520	114.81					
LHL 500D 11	.480	12.19	.092	2.34	8	203.20	74.00	33.57	37.0	.661	5.200	132.08					
LHL 625D 01	5/8	15.88	11/32	8.73	.600	15.24	M	.118	3.00	1	25.40	157.50	71.44	630.0	11.250	.705	17.91
LHL 625D 02					.600	15.24		.118	3.00	1 1/4	31.75	146.88	66.62	470.0	8.393	.865	21.97
LHL 625D 03					.600	15.24		.118	3.00	1 1/2	38.10	142.50	64.64	380.0	6.786	1.015	25.78
LHL 625D 04					.600	15.24		.118	3.00	1 3/4	44.45	140.00	63.50	320.0	5.715	1.160	29.46
LHL 625D 05					.600	15.24		.120	3.05	2	50.80	145.00	65.77	290.0	5.178	1.365	34.67
LHL 625D 06					.600	15.24		.120	3.05	2 1/2	63.50	137.50	62.37	220.0	3.929	1.720	43.69
LHL 625D 07					.600	15.24		.120	3.05	3	76.20	135.00	61.24	180.0	3.214	2.045	51.94
LHL 625D 08					.600	15.24		.120	3.05	3 1/2	88.90	140.00	63.50	160.0	2.857	2.270	57.66
LHL 625D 09					.600	15.24		.120	3.05	4	101.60	135.00	61.24	135.0	2.411	2.645	67.18
LHL 625D 9A					.600	15.24		.120	3.05	5	127.00	140.00	63.50	112.0	2.000	3.300	83.82
LHL 625D 10					.600	15.24		.120	3.05	6	152.40	135.00	61.24	90.0	1.607	3.845	97.66
LHL 625D 11					.600	15.24		.120	3.05	7	177.80	140.00	63.50	80.0	1.429	4.640	117.86
LHL 625D 12	.600	15.24	.120	3.05	8	203.20	136.00	61.69	68.0	1.214	5.500	139.70					

## SPECIAL INSTRUCTIONS FOR HEFTY SPRINGS

**PRICING:** See page 201 for pricing up to 199 pcs. To price or order up to 1000 pcs. visit [leespring.com](http://leespring.com); 1000+ pcs. contact Lee Spring.  
**CALCULATIONS:** \*Nominal Inside Diameter = Nominal Outside Diameter minus 2 times the wire diameter.



# HEFTY SPRINGS: EXTRA HEAVY LOAD SERIES (COLOR CODE ORANGE)

ROUND WIRE • Music Wire (M) or Chrome Silicon (C) [Ideal Operating Range: 10% to 15% of Free Length]

LEE STOCK NUMBER	HoLE diamETER		Rod diamETER		NomiNaL* outSidE diamETER		matERial	WiRE diamETER		FRee LENgTH		Load at 25% dEFLEctiON		SPRiNg RatE		SoLid HEiGht	
	IN.	MM	IN.	MM	IN.	MM		IN.	MM	IN.	MM	LB.	KG	LB/IN.	KG/MM	IN.	MM
LHL 750D 01	3/4	19.05	3/8	9.53	.730	18.54	C	.148	3.76	1	25.40	287.50	130.41	1150.0	20.537	.750	19.05
LHL 750D 02					.730	18.54		.154	3.91	1 1/4	31.75	329.69	149.55	1055.0	18.840	.930	23.62
LHL 750D 03					.730	18.54		.154	3.91	1 1/2	38.10	309.38	140.33	825.0	14.733	1.105	28.07
LHL 750D 04					.730	18.54		.154	3.91	1 3/4	44.45	297.50	134.94	680.0	12.143	1.280	32.51
LHL 750D 05					.730	18.54		.154	3.91	2	50.80	292.50	132.68	585.0	10.447	1.430	36.32
LHL 750D 06					.730	18.54		.154	3.91	2 1/2	63.50	281.25	127.57	450.0	8.036	1.765	44.83
LHL 750D 07					.730	18.54		.156	3.96	3	76.20	292.50	132.68	390.0	6.965	2.125	53.98
LHL 750D 08					.730	18.54		.156	3.96	3 1/2	88.90	288.75	130.98	330.0	5.893	2.450	62.23
LHL 750D 09					.730	18.54		.156	3.96	4	101.60	285.00	129.28	285.0	5.090	2.790	70.87
LHL 750D 10					.730	18.54		.156	3.96	4 1/2	114.30	281.25	127.57	250.0	4.465	3.135	79.63
LHL 750D 11					.730	18.54		.156	3.96	5	127.00	275.00	124.74	220.0	3.929	3.515	89.28
LHL 750D 12					.730	18.54		.156	3.96	5 1/2	139.70	275.00	124.74	200.0	3.572	3.835	97.41
LHL 750D 13					.730	18.54		.156	3.96	6	152.40	270.00	122.47	180.0	3.214	4.225	107.32
LHL 750D 14					.730	18.54		.156	3.96	7	177.80	283.50	128.60	162.0	2.893	4.840	122.94
LHL 750D 15					.730	18.54		.156	3.96	8	203.20	280.00	127.01	140.0	2.500	5.600	142.24
LHL 1000D 01	1	25.40	1/2	12.70	.980	24.89	C	.198	5.03	1 1/2	38.10	480.00	217.73	1280.0	22.858	1.110	28.19
LHL 1000D 02					.975	24.77		.207	5.26	2	50.80	570.00	258.55	1140.0	20.358	1.475	37.47
LHL 1000D 03					.975	24.77		.207	5.26	2 1/2	63.50	537.50	243.81	860.0	15.358	1.825	46.36
LHL 1000D 04					.975	24.77		.207	5.26	3	76.20	525.00	238.14	700.0	12.501	2.145	54.48
LHL 1000D 05					.975	24.77		.207	5.26	3 1/2	88.90	511.88	232.18	585.0	10.447	2.485	63.12
LHL 1000D 06					.975	24.77		.207	5.26	4	101.60	505.00	229.07	505.0	9.018	2.815	71.50
LHL 1000D 07					.975	24.77		.207	5.26	4 1/2	114.30	495.00	224.53	440.0	7.858	3.165	80.39
LHL 1000D 08					.965	24.51		.207	5.26	5	127.00	493.75	223.96	395.0	7.054	3.480	88.39
LHL 1000D 09					.965	24.51		.207	5.26	6	152.40	480.00	217.73	320.0	5.715	4.200	106.68
LHL 1000D 10					.965	24.51		.207	5.26	7	177.80	498.75	226.23	285.0	5.090	4.960	125.98
LHL 1000D 11					.965	24.51		.207	5.26	8	203.20	510.00	231.34	255.0	4.554	5.500	139.70
LHL 1250D 01	1 1/4	31.75	5/8	15.88	1.205	30.61	C	.250	6.35	2	50.80	812.50	368.55	1625.0	29.019	1.495	37.97
LHL 1250D 02					1.205	30.61		.250	6.35	2 1/2	63.50	756.25	343.03	1210.0	21.608	1.840	46.74
LHL 1250D 03					1.220	30.99		.262	6.65	3	76.20	888.00	402.79	1184.0	21.144	2.235	56.77
LHL 1250D 04					1.210	30.73		.262	6.65	3 1/2	88.90	882.00	400.07	1008.0	18.001	2.600	66.04
LHL 1250D 05					1.220	30.99		.262	6.65	4	101.60	840.00	381.02	840.0	15.001	2.935	74.55
LHL 1250D 06					1.195	30.35		.262	6.65	4 1/2	114.30	882.00	400.07	784.0	14.001	3.320	84.33
LHL 1250D 07					1.205	30.61		.262	6.65	5	127.00	850.00	385.56	680.0	12.143	3.645	92.58
LHL 1250D 08					1.200	30.48		.262	6.65	6	152.40	840.00	381.02	560.0	10.000	4.375	111.13
LHL 1250D 09					1.200	30.48		.262	6.65	7	177.80	857.50	388.96	490.0	8.750	4.980	126.49
LHL 1250D 10					1.200	30.48		.262	6.65	8	203.20	830.00	376.49	415.0	7.411	5.706	144.93

HEFTY SPRINGS



## SPECIAL INSTRUCTIONS FOR HEFTY SPRINGS

**PRICING:** See page 201 for pricing up to 199 pcs. To price or order up to 1000 pcs. visit [leespring.com](http://leespring.com); 1000+ pcs. contact Lee Spring.  
**CALCULATIONS:** \*Nominal Inside Diameter = Nominal Outside Diameter minus 2 times the wire diameter.

# HEFTY SPRINGS: EXTRA HEAVY LOAD SERIES (COLOR CODE ORANGE)

ROUND WIRE • Music Wire (M) or Chrome Silicon (C) [Ideal Operating Range: 10% to 15% of Free Length]

HEFTY SPRINGS

LEE Stock Number	HOLE diameter		Rod diameter		Nominal* outside diameter		material	WIRE diameter		FREE LENGTH		Load at 25% DEFLECTION		Spring Rate		Solid Height	
	IN.	MM	IN.	MM	IN.	MM		IN.	MM	IN.	MM	LB.	KG	LB/IN.	KG/MM	IN.	MM
LHL 1500D 01	1 1/2	38.10	3/4	19.05	1.465	37.21	C	.295	7.49	2	50.80	1102.50	500.09	2205.0	39.377	1.500	38.10
LHL 1500D 02					1.455	36.96		.306	7.77	2 1/2	63.50	1231.25	558.49	1970.0	35.180	1.870	47.50
LHL 1500D 03					1.450	36.83		.312	7.92	3	76.20	1293.75	586.84	1725.0	30.805	2.235	56.77
LHL 1500D 04					1.450	36.83		.312	7.92	3 1/2	88.90	1238.13	561.61	1415.0	25.269	2.590	65.79
LHL 1500D 05					1.465	37.21		.312	7.92	4	101.60	1200.00	544.32	1200.0	21.430	2.940	74.68
LHL 1500D 06					1.465	37.21		.312	7.92	4 1/2	114.30	1175.63	533.26	1045.0	18.662	3.285	83.44
LHL 1500D 07					1.465	37.21		.312	7.92	5	127.00	1150.00	521.64	920.0	16.429	3.650	92.71
LHL 1500D 08					1.465	37.21		.312	7.92	6	152.40	1125.00	510.30	750.0	13.394	4.330	109.98
LHL 1500D 09					1.465	37.21		.312	7.92	7	177.80	1137.50	515.97	650.0	11.608	4.980	126.49
LHL 1500D 10					1.465	37.21		.312	7.92	8	203.20	1094.00	496.24	547.0	9.768	5.693	144.60
LHL 2000D 01	2	50.80	1	25.40	1.940	49.28	C	.375	9.53	2 1/2	63.50	1562.50	708.74	2500.0	44.645	1.865	47.37
LHL 2000D 02					1.875	47.63		.375	9.53	3	76.20	1612.50	731.42	2150.0	38.395	2.225	56.52
LHL 2000D 03					1.960	49.78		.393	9.98	3 1/2	88.90	1706.25	773.95	1950.0	34.823	2.590	65.79
LHL 2000D 04					1.960	49.78		.393	9.98	4	101.60	1650.00	748.44	1650.0	29.466	2.915	74.04
LHL 2000D 05					1.960	49.78		.393	9.98	4 1/2	114.30	1603.12	727.17	1425.0	25.448	3.255	82.68
LHL 2000D 06					1.960	49.78		.393	9.98	5	127.00	1562.50	708.74	1250.0	22.322	3.600	91.44
LHL 2000D 07					1.960	49.78		.393	9.98	6	152.40	1522.50	690.60	1015.0	18.126	4.250	107.95
LHL 2000D 08					1.960	49.78		.393	9.98	7	177.80	1505.00	682.67	860.0	15.358	4.940	125.48
LHL 2000D 09					1.960	49.78		.393	9.98	8	203.20	1468.00	665.88	734.0	13.108	5.558	141.17

## SPECIAL INSTRUCTIONS FOR HEFTY SPRINGS

**PRICING:** See page 201 for pricing up to 199 pcs. To price or order up to 1000 pcs. visit [leespring.com](http://leespring.com); 1000+ pcs. contact Lee Spring.  
**CALCULATIONS:** \*Nominal Inside Diameter = Nominal Outside Diameter minus 2 times the wire diameter.

## MEDIUM LOAD: COLOR CODE GRAY

LEE STOCK NO.	1 - 24	25 - 49	50 - 99	100 - 199	LEE STOCK NO.	1 - 24	25 - 49	50 - 99	100 - 199
LHL 375A 01	1.97	1.67	1.41	1.20	LHL 750A 13	7.18	6.20	5.60	4.90
LHL 375A 02	2.07	1.77	1.50	1.26	LHL 750A 13A	7.70	6.48	5.78	5.09
LHL 375A 03	2.36	1.93	1.71	1.48	LHL 750A 14	8.69	7.36	6.52	5.76
LHL 375A 04	2.50	2.03	1.80	1.63	LHL 750A 14A	8.69	7.36	6.52	5.76
LHL 375A 05	2.67	2.28	1.98	1.75	LHL 750A 15	10.31	8.68	7.71	6.83
LHL 375A 06	2.85	2.43	2.23	2.02	LHL 750A 17	12.69	10.69	9.53	8.40
LHL 375A 07	3.21	2.70	2.47	2.18	LHL 1000A 01	5.63	4.40	3.67	2.89
LHL 375A 7A	3.85	3.24	2.98	2.59	LHL 1000A 02	5.76	4.58	3.80	2.95
LHL 375A 7B	3.85	3.24	2.98	2.59	LHL 1000A 03	5.96	4.75	3.97	3.09
LHL 375A 08	3.85	3.24	2.98	2.59	LHL 1000A 04	6.20	4.93	4.05	3.32
LHL 375A 09	4.38	3.66	3.29	2.94	LHL 1000A 05	6.34	5.06	4.28	3.47
LHL 375A 10	5.13	4.25	3.73	3.43	LHL 1000A 06	6.57	5.32	4.53	3.71
LHL 500A 01	2.36	1.86	1.65	1.30	LHL 1000A 07	6.59	5.35	4.65	3.82
LHL 500A 02	2.41	1.94	1.74	1.43	LHL 1000A 08	6.64	5.38	4.75	3.88
LHL 500A 03	2.53	2.22	1.90	1.63	LHL 1000A 09	6.96	5.76	4.94	4.13
LHL 500A 04	2.76	2.32	1.97	1.71	LHL 1000A 10	7.24	6.03	5.28	4.49
LHL 500A 05	2.98	2.51	2.23	1.90	LHL 1000A 11	7.73	6.47	5.66	4.75
LHL 500A 06	3.24	2.70	2.40	2.13	LHL 1000A 12	8.16	6.82	6.11	5.21
LHL 500A 07	3.44	3.00	2.66	2.32	LHL 1000A 13	8.74	7.42	6.59	5.65
LHL 500A 08	3.79	3.20	2.98	2.48	LHL 1000A 14	9.96	8.38	7.29	6.39
LHL 500A 8A	5.25	4.47	4.05	3.55	LHL 1000A 15	11.65	9.71	8.26	7.42
LHL 500A 09	5.25	4.47	4.05	3.55	LHL 1250A 01	7.17	5.83	5.04	4.13
LHL 500A 9A	7.11	6.11	5.58	4.81	LHL 1250A 02	7.42	6.03	5.18	4.27
LHL 500A 10	7.11	6.11	5.58	4.81	LHL 1250A 03	7.64	6.34	5.50	4.58
LHL 500A 10A	7.38	6.37	5.81	5.00	LHL 1250A 04	8.03	6.67	5.83	4.88
LHL 500A 11	7.38	6.37	5.81	5.00	LHL 1250A 05	8.42	7.08	6.23	5.27
LHL 500A 11A	7.74	6.70	6.11	5.23	LHL 1250A 06	8.97	7.55	6.64	5.65
LHL 500A 12	7.74	6.70	6.11	5.23	LHL 1250A 07	9.60	8.14	7.21	6.19
LHL 500A 12A	8.81	7.59	6.73	5.91	LHL 1250A 08	10.28	8.67	7.88	6.77
LHL 625A 01	2.80	2.22	1.90	1.63	LHL 1250A 09	10.57	9.13	8.13	6.93
LHL 625A 02	2.94	2.32	1.94	1.66	LHL 1250A 10	10.90	9.41	8.57	7.53
LHL 625A 03	3.07	2.41	2.18	1.75	LHL 1250A 11	11.70	10.11	9.29	8.27
LHL 625A 04	3.44	2.67	2.28	2.02	LHL 1250A 12	12.51	10.51	9.50	8.75
LHL 625A 05	3.67	2.83	2.52	2.18	LHL 1250A 13	13.45	10.97	9.74	9.33
LHL 625A 06	3.74	3.08	2.73	2.28	LHL 1500A 01	8.52	6.83	5.87	4.88
LHL 625A 07	4.10	3.22	2.98	2.55	LHL 1500A 02	9.04	7.47	6.39	5.37
LHL 625A 08	4.29	3.59	3.17	2.82	LHL 1500A 03	9.78	8.15	7.09	6.00
LHL 625A 09	4.46	3.89	3.47	3.00	LHL 1500A 04	10.68	8.94	7.88	6.72
LHL 625A 9A	5.11	4.46	4.00	3.47	LHL 1500A 05	11.59	9.78	8.77	7.57
LHL 625A 10	5.11	4.46	4.00	3.47	LHL 1500A 06	12.59	10.73	9.60	8.45
LHL 625A 11	7.77	6.67	5.94	5.13	LHL 1500A 07	13.09	10.82	9.79	8.62
LHL 625A 12	9.77	8.35	7.39	6.40	LHL 1500A 08	13.60	11.74	10.67	9.49
LHL 625A 14	11.78	10.00	8.85	7.67	LHL 1500A 09	14.58	12.70	11.65	10.16
LHL 750A 01	4.34	3.50	2.82	2.25	LHL 1500A 10	16.92	14.53	12.86	11.85
LHL 750A 02	4.44	3.59	2.98	2.39	LHL 1500A 11	20.40	17.27	14.64	14.38
LHL 750A 03	4.65	3.72	3.15	2.48	LHL 2000A 01	14.43	12.34	11.05	9.74
LHL 750A 04	4.87	3.99	3.34	2.69	LHL 2000A 02	15.41	13.20	11.98	10.57
LHL 750A 05	4.88	4.03	3.45	2.80	LHL 2000A 03	16.51	14.23	12.97	11.54
LHL 750A 06	4.90	4.05	3.53	2.83	LHL 2000A 04	17.73	15.39	14.10	12.59
LHL 750A 07	5.17	4.29	3.70	3.10	LHL 2000A 05	19.07	16.66	15.37	13.77
LHL 750A 08	5.50	4.58	3.99	3.33	LHL 2000A 06	20.64	18.12	16.77	15.09
LHL 750A 09	5.70	4.83	4.23	3.55	LHL 2000A 07	22.45	19.74	18.34	16.60
LHL 750A 10	6.08	5.09	4.53	3.83	LHL 2000A 08	24.34	21.67	20.25	18.33
LHL 750A 11	6.37	5.35	4.79	4.11	LHL 2000A 09	28.70	25.27	23.25	21.23
LHL 750A 12	6.87	5.76	5.17	4.53	LHL 2000A 10	33.94	29.58	26.87	24.72

PRICES EFFECTIVE JANUARY 2020 • TERMS NET 30 DAYS

Unit Prices Shown / Free Ground Shipping available within Continental United States

# HEFTY SPRINGS: PRICE SCHEDULE

## MEDIUM LOAD PLUS: COLOR CODE BEIGE

LEE STOCK NO.	1 - 24	25 - 49	50 - 99	100 - 199	LEE STOCK NO.	1 - 24	25 - 49	50 - 99	100 - 199
LHL 375AB 01	2.17	1.84	1.58	1.35	LHL 1000AB 02	6.35	5.02	4.23	3.32
LHL 375AB 02	2.29	1.91	1.70	1.42	LHL 1000AB 03	6.58	5.21	4.38	3.49
LHL 375AB 03	2.57	2.10	1.87	1.62	LHL 1000AB 04	6.86	5.48	4.59	3.76
LHL 375AB 04	2.69	2.29	2.05	1.77	LHL 1000AB 05	7.05	5.65	4.87	3.95
LHL 375AB 05	2.93	2.48	2.23	1.92	LHL 1000AB 06	7.24	5.90	5.03	4.04
LHL 375AB 06	3.17	2.69	2.43	2.20	LHL 1000AB 07	7.32	5.94	5.14	4.29
LHL 375AB 07	3.49	2.95	2.70	2.38	LHL 1000AB 08	7.60	6.18	5.48	4.56
LHL 375AB 08	4.13	3.58	3.23	2.83	LHL 1000AB 09	7.96	6.56	5.72	4.87
LHL 500AB 01	2.57	2.05	1.86	1.48	LHL 1000AB 10	8.38	7.00	6.13	5.29
LHL 500AB 02	2.68	2.19	1.93	1.62	LHL 1000AB 11	8.92	7.68	6.62	5.64
LHL 500AB 03	2.84	2.41	2.08	1.78	LHL 1000AB 12	9.47	8.02	7.18	6.20
LHL 500AB 04	3.01	2.53	2.23	1.88	LHL 1000AB 13	10.16	8.65	7.82	6.77
LHL 500AB 05	3.23	2.77	2.43	2.12	LHL 1250AB 01	7.89	6.36	5.53	4.58
LHL 500AB 06	3.50	2.95	2.67	2.30	LHL 1250AB 02	8.14	6.55	5.71	4.71
LHL 500AB 07	3.70	3.23	2.94	2.56	LHL 1250AB 03	8.38	6.89	6.02	5.02
LHL 500AB 08	4.07	3.47	3.23	2.81	LHL 1250AB 04	8.73	7.20	6.35	5.33
LHL 500AB 09	4.66	3.96	3.63	3.21	LHL 1250AB 05	9.24	7.69	6.80	5.78
LHL 625AB 01	3.07	2.43	2.11	1.78	LHL 1250AB 06	9.78	8.22	7.32	6.26
LHL 625AB 02	3.22	2.57	2.22	1.87	LHL 1250AB 07	10.47	8.85	7.96	6.80
LHL 625AB 03	3.44	2.73	2.40	2.07	LHL 1250AB 08	11.27	9.60	8.66	7.50
LHL 625AB 04	3.70	2.94	2.55	2.22	LHL 1250AB 09	11.89	10.28	9.23	8.07
LHL 625AB 05	4.00	3.16	2.81	2.40	LHL 1250AB 10	12.35	10.52	9.59	8.46
LHL 625AB 06	4.07	3.33	2.98	2.55	LHL 1250AB 11	13.09	11.42	10.53	9.33
LHL 625AB 07	4.45	3.62	3.23	2.81	LHL 1500AB 01	10.10	8.22	7.15	5.99
LHL 625AB 08	4.66	3.93	3.53	3.11	LHL 1500AB 02	10.77	8.94	7.83	6.71
LHL 625AB 09	4.81	4.26	3.77	3.24	LHL 1500AB 03	12.00	10.06	8.94	7.70
LHL 625AB 10	5.78	5.00	4.57	3.96	LHL 1500AB 04	13.03	11.08	9.92	8.60
LHL 750AB 01	4.78	3.82	3.18	2.52	LHL 1500AB 05	13.73	11.63	10.48	9.17
LHL 750AB 02	4.94	3.95	3.28	2.64	LHL 1500AB 06	15.14	12.63	11.43	10.11
LHL 750AB 03	5.00	4.12	3.50	2.81	LHL 1500AB 07	15.48	13.22	12.12	10.78
LHL 750AB 04	5.36	4.35	3.72	2.99	LHL 1500AB 08	16.60	14.38	13.14	11.82
LHL 750AB 05	5.48	4.49	3.83	3.14	LHL 1500AB 09	17.66	15.44	14.33	12.72
LHL 750AB 06	5.62	4.66	4.01	3.24	LHL 2000AB 01	16.27	13.94	12.61	11.10
LHL 750AB 07	5.93	4.90	4.26	3.58	LHL 2000AB 02	17.34	15.00	13.67	12.07
LHL 750AB 08	6.25	5.18	4.60	3.84	LHL 2000AB 03	18.63	16.09	15.21	13.17
LHL 750AB 09	6.47	5.43	4.81	4.00	LHL 2000AB 04	19.99	17.40	16.01	14.32
LHL 750AB 10	6.74	5.69	5.03	4.34	LHL 2000AB 05	21.50	18.84	17.43	15.69
LHL 750AB 11	7.12	6.03	5.45	4.68	LHL 2000AB 06	23.29	20.57	18.99	17.13
LHL 750AB 12	7.67	6.53	5.83	5.12	LHL 2000AB 07	25.15	22.27	20.75	18.82
LHL 750AB 13	8.14	6.99	6.33	5.50	LHL 2000AB 08	25.51	24.38	22.85	20.71
LHL 1000AB 01	6.20	4.90	4.09	3.17					

## MEDIUM HEAVY LOAD: COLOR CODE PURPLE

LEE STOCK NO.	1 - 24	25 - 49	50 - 99	100 - 199	LEE STOCK NO.	1 - 24	25 - 49	50 - 99	100 - 199
LHL 375B 01	2.07	1.74	1.42	1.28	LHL 500B 02	2.50	2.17	1.75	1.59
LHL 375B 02	2.17	1.80	1.61	1.39	LHL 500B 03	2.77	2.29	1.87	1.70
LHL 375B 03	2.42	1.95	1.69	1.56	LHL 500B 04	2.85	2.42	2.13	1.78
LHL 375B 04	2.49	2.22	1.87	1.66	LHL 500B 05	3.07	2.66	2.21	2.07
LHL 375B 05	2.77	2.33	2.13	1.78	LHL 500B 06	3.26	2.81	2.45	2.18
LHL 375B 06	2.95	2.51	2.20	2.07	LHL 500B 07	3.48	3.08	2.68	2.45
LHL 375B 07	3.24	2.81	2.45	2.25	LHL 500B 08	3.83	3.24	2.95	2.69
LHL 375B 7A	3.57	3.10	2.73	2.49	LHL 500B 8A	4.12	3.51	3.17	2.89
LHL 375B 7B	3.75	3.27	2.88	2.63	LHL 500B 8B	4.30	3.66	3.29	3.01
LHL 375B 08	3.87	3.37	2.98	2.74	LHL 500B 09	4.40	3.75	3.36	3.09
LHL 375B 09	4.46	3.88	3.42	3.14	LHL 500B 10	5.07	4.32	3.84	3.54
LHL 375B 10	5.15	4.50	3.92	3.61	LHL 500B 11	5.87	5.01	4.44	4.08
LHL 500B 01	2.42	1.95	1.69	1.43	LHL 625B 01	2.98	2.33	1.94	1.70

PRICES EFFECTIVE JANUARY 2020 • TERMS NET 30 DAYS

Unit Prices Shown / Free Ground Shipping available within Continental United States

# HEFTY SPRINGS: PRICE SCHEDULE

## MEDIUM HEAVY LOAD: COLOR CODE PURPLE (CONTINUED)

LEE STOCK NO.	1 - 24	25 - 49	50 - 99	100 - 199	LEE STOCK NO.	1 - 24	25 - 49	50 - 99	100 - 199
LHL 625B 02	3.07	2.51	2.13	1.78	LHL 1000B 12	9.51	8.15	7.08	6.32
LHL 625B 03	3.26	2.67	2.21	2.02	LHL 1000B 13	10.23	8.68	7.72	6.98
LHL 625B 04	3.48	2.81	2.40	2.13	LHL 1000B 14	11.78	10.00	8.85	8.01
LHL 625B 05	3.73	3.01	2.56	2.28	LHL 1000B 15	13.63	11.58	10.17	9.24
LHL 625B 06	3.86	3.21	2.75	2.46	LHL 1250B 01	7.48	6.04	5.11	4.33
LHL 625B 07	4.20	3.50	2.95	2.69	LHL 1250B 02	7.65	6.25	5.28	4.53
LHL 625B 08	4.37	3.73	3.33	2.94	LHL 1250B 03	7.91	6.55	5.53	4.73
LHL 625B 09	4.49	4.01	3.44	3.09	LHL 1250B 04	8.22	6.83	5.81	5.07
LHL 625B 9A	5.63	4.86	4.31	3.84	LHL 1250B 05	8.74	7.31	6.23	5.45
LHL 625B 10	5.63	4.86	4.31	3.84	LHL 1250B 06	9.26	7.77	6.74	6.00
LHL 625B 11	6.48	5.59	4.94	4.39	LHL 1250B 07	9.96	8.41	7.33	6.54
LHL 625B 12	7.50	6.47	5.68	5.08	LHL 1250B 08	10.74	9.21	8.03	7.20
LHL 750B 01	4.60	3.63	2.95	2.45	LHL 1250B 09	11.58	10.01	8.85	8.07
LHL 750B 02	4.66	3.79	3.05	2.55	LHL 1250B 10	12.16	10.13	9.00	8.25
LHL 750B 03	4.68	3.99	3.28	2.69	LHL 1250B 11	12.70	11.17	9.99	9.18
LHL 750B 04	5.09	4.10	3.44	2.89	LHL 1250B 12	14.15	12.03	10.76	9.78
LHL 750B 05	5.29	4.35	3.59	3.00	LHL 1250B 13	15.90	13.06	11.68	10.52
LHL 750B 06	5.58	4.63	3.86	3.29	LHL 1500B 01	10.23	8.48	7.21	6.33
LHL 750B 07	5.83	4.80	4.11	3.58	LHL 1500B 02	11.01	9.21	7.96	7.20
LHL 750B 08	6.20	5.15	4.46	3.81	LHL 1500B 03	12.55	10.70	9.32	8.38
LHL 750B 09	6.37	5.32	4.60	3.84	LHL 1500B 04	13.64	11.75	10.27	9.28
LHL 750B 10	6.48	5.53	4.73	4.24	LHL 1500B 05	14.00	12.02	10.39	9.49
LHL 750B 11	6.90	5.94	5.13	4.60	LHL 1500B 06	15.70	12.81	11.39	10.45
LHL 750B 12	7.44	6.38	5.53	5.00	LHL 1500B 07	15.83	13.88	12.45	11.54
LHL 750B 13	7.91	6.82	5.97	5.44	LHL 1500B 08	17.45	15.01	13.47	12.52
LHL 750B 14	9.12	7.84	6.84	6.25	LHL 1500B 09	18.31	16.09	14.58	13.53
LHL 750B 15	10.53	9.09	7.87	7.18	LHL 1500B 10	21.03	18.53	16.21	15.56
LHL 1000B 01	5.88	4.66	3.86	3.02	LHL 1500B 11	26.49	23.35	19.42	18.61
LHL 1000B 02	6.08	4.80	3.88	3.23	LHL 2000B 01	15.91	13.69	12.12	10.94
LHL 1000B 03	6.29	5.03	4.11	3.37	LHL 2000B 02	16.97	14.72	13.03	11.98
LHL 1000B 04	6.57	5.26	4.31	3.68	LHL 2000B 03	18.22	15.86	15.00	13.01
LHL 1000B 05	6.84	5.52	4.60	3.82	LHL 2000B 04	19.55	17.10	15.29	14.11
LHL 1000B 06	6.94	5.63	4.72	3.84	LHL 2000B 05	21.05	18.47	16.60	15.43
LHL 1000B 07	6.98	5.76	4.84	4.13	LHL 2000B 06	22.83	20.22	18.09	16.91
LHL 1000B 08	7.44	6.11	5.18	4.53	LHL 2000B 07	24.54	21.80	19.82	18.48
LHL 1000B 09	7.84	6.55	5.58	4.93	LHL 2000B 08	26.69	23.74	21.67	20.36
LHL 1000B 10	8.31	7.00	5.97	5.39	LHL 2000B 09	31.22	27.77	25.30	23.71
LHL 1000B 11	8.90	7.86	6.48	5.79	LHL 2000B 10	36.63	32.64	29.65	27.71

## HEAVY LOAD: COLOR CODE BLACK

LEE STOCK NO.	1 - 24	25 - 49	50 - 99	100 - 199	LEE STOCK NO.	1 - 24	25 - 49	50 - 99	100 - 199
LHL 375C 01	2.36	1.94	1.71	1.38	LHL 500C 05	3.40	2.84	2.55	2.18
LHL 375C 02	2.50	2.05	1.78	1.43	LHL 500C 06	3.68	3.08	2.77	2.43
LHL 375C 03	2.58	2.22	1.91	1.66	LHL 500C 07	3.97	3.34	3.00	2.59
LHL 375C 04	2.82	2.33	2.18	1.77	LHL 500C 08	4.21	3.60	3.22	2.83
LHL 375C 05	2.98	2.62	2.29	2.07	LHL 500C 8A	5.22	4.46	4.00	3.53
LHL 375C 06	3.00	2.77	2.48	2.18	LHL 500C 8B	5.22	4.46	4.00	3.53
LHL 375C 07	3.46	3.01	2.73	2.43	LHL 500C 09	5.22	4.46	4.00	3.53
LHL 375C 7A	4.27	3.73	3.32	3.02	LHL 500C 10	6.00	5.06	4.66	4.05
LHL 375C 7B	4.27	3.73	3.32	3.02	LHL 500C 11	6.93	5.78	5.45	4.70
LHL 375C 08	4.27	3.73	3.32	3.02	LHL 625C 01	3.24	2.62	2.23	1.78
LHL 375C 09	4.90	4.24	3.86	3.49	LHL 625C 02	3.31	2.70	2.29	2.07
LHL 375C 10	5.66	4.84	4.52	4.02	LHL 625C 03	3.46	2.84	2.55	2.13
LHL 500C 01	2.81	2.29	1.91	1.66	LHL 625C 04	3.73	3.01	2.66	2.22
LHL 500C 02	2.83	2.33	1.97	1.70	LHL 625C 05	3.87	3.21	2.95	2.45
LHL 500C 03	2.98	2.53	2.23	1.78	LHL 625C 06	4.11	3.48	3.05	2.62
LHL 500C 04	3.24	2.67	2.29	2.07	LHL 625C 07	4.35	3.73	3.26	2.83

PRICES EFFECTIVE JANUARY 2020 • TERMS NET 30 DAYS

Unit Prices Shown / Free Ground Shipping available within Continental United States



# HEFTY SPRINGS: PRICE SCHEDULE

## HEAVY LOAD: COLOR CODE BLACK (CONTINUED)

LEE STOCK NO.	1 - 24	25 - 49	50 - 99	100 - 199	LEE STOCK NO.	1 - 24	25 - 49	50 - 99	100 - 199
LHL 625C 08	5.01	3.99	3.54	3.09	LHL 1000C 15	14.63	12.30	11.86	10.27
LHL 625C 09	5.13	4.18	3.86	3.37	LHL 1250C 01	7.69	6.36	5.51	4.59
LHL 625C 9A	6.59	5.34	4.96	4.34	LHL 1250C 02	7.97	6.67	5.70	4.75
LHL 625C 10	6.59	5.34	4.96	4.34	LHL 1250C 03	8.22	6.88	6.00	5.09
LHL 625C 11	7.58	6.07	5.76	5.01	LHL 1250C 04	8.76	7.38	6.47	5.51
LHL 625C 12	8.75	6.92	6.73	5.79	LHL 1250C 05	9.27	7.88	6.96	6.02
LHL 750C 01	4.86	3.96	3.26	2.64	LHL 1250C 06	10.07	8.52	7.69	6.65
LHL 750C 02	5.03	4.05	3.46	2.82	LHL 1250C 07	10.92	9.32	8.52	7.33
LHL 750C 03	5.10	4.14	3.57	2.89	LHL 1250C 08	11.87	10.27	9.29	8.63
LHL 750C 04	5.33	4.39	3.79	3.09	LHL 1250C 09	13.02	11.26	10.33	9.14
LHL 750C 05	5.58	4.66	4.00	3.31	LHL 1250C 10	13.60	11.35	10.55	9.34
LHL 750C 06	5.88	4.94	4.27	3.65	LHL 1250C 11	14.28	12.52	11.74	10.32
LHL 750C 07	6.29	5.26	4.65	3.84	LHL 1250C 12	16.83	14.49	13.83	12.13
LHL 750C 08	6.48	5.32	4.75	4.00	LHL 1250C 13	19.91	16.88	16.35	14.32
LHL 750C 09	6.88	5.76	5.17	4.53	LHL 1500C 01	11.20	9.95	8.25	7.18
LHL 750C 10	7.47	6.42	5.70	5.00	LHL 1500C 02	12.26	10.35	9.29	8.09
LHL 750C 11	8.04	7.00	6.37	5.56	LHL 1500C 03	13.42	11.52	10.48	9.15
LHL 750C 12	8.74	7.57	6.92	6.19	LHL 1500C 04	13.69	11.77	10.71	9.48
LHL 750C 13	9.63	8.40	7.70	6.89	LHL 1500C 05	14.88	12.90	11.82	10.60
LHL 750C 14	11.07	9.54	8.97	7.93	LHL 1500C 06	16.22	14.11	13.08	11.60
LHL 750C 15	12.79	10.89	10.51	9.20	LHL 1500C 07	17.49	15.39	14.28	12.89
LHL 750C 17	19.90	17.12	15.94	14.34	LHL 1500C 08	18.85	16.67	15.54	14.08
LHL 1000C 01	6.31	5.03	4.26	3.48	LHL 1500C 09	20.22	17.99	16.77	15.24
LHL 1000C 02	6.53	5.26	4.46	3.61	LHL 1500C 10	23.86	21.01	19.58	17.88
LHL 1000C 03	6.73	5.43	4.60	3.79	LHL 1500C 11	28.21	24.63	22.92	21.05
LHL 1000C 04	6.94	5.76	4.87	4.00	LHL 2000C 01	17.31	14.88	13.59	11.98
LHL 1000C 05	7.07	5.82	5.14	4.26	LHL 2000C 02	18.51	15.96	14.61	13.01
LHL 1000C 06	7.15	5.93	5.17	4.58	LHL 2000C 03	19.77	17.25	15.79	14.11
LHL 1000C 07	7.60	6.30	5.54	4.67	LHL 2000C 04	21.15	18.55	17.11	15.32
LHL 1000C 08	8.00	6.68	5.90	5.01	LHL 2000C 05	22.65	19.99	18.56	16.72
LHL 1000C 09	8.54	7.09	6.37	5.48	LHL 2000C 06	24.44	21.61	20.15	18.18
LHL 1000C 10	9.01	7.60	6.89	5.97	LHL 2000C 07	26.42	23.42	21.89	19.90
LHL 1000C 11	9.64	8.19	7.40	6.37	LHL 2000C 08	28.56	25.52	23.96	21.84
LHL 1000C 12	10.33	8.86	8.00	6.99	LHL 2000C 09	33.41	29.41	27.73	25.38
LHL 1000C 13	11.01	9.49	8.68	7.70	LHL 2000C 10	39.24	34.08	32.27	29.60
LHL 1000C 14	12.65	10.76	10.11	8.88					

## EXTRA HEAVY LOAD: COLOR CODE ORANGE

LEE STOCK NO.	1 - 24	25 - 49	50 - 99	100 - 199	LEE STOCK NO.	1 - 24	25 - 49	50 - 99	100 - 199
LHL 375D 01	2.69	2.12	1.92	1.65	LHL 500D 04	3.58	2.98	2.69	2.28
LHL 375D 02	2.75	2.33	1.98	1.73	LHL 500D 05	3.85	3.26	2.88	2.52
LHL 375D 03	2.95	2.45	2.31	1.90	LHL 500D 06	4.00	3.40	3.14	2.69
LHL 375D 04	3.14	2.66	2.34	1.98	LHL 500D 07	4.30	3.74	3.34	2.95
LHL 375D 05	3.40	2.82	2.56	2.21	LHL 500D 08	4.60	3.97	3.68	3.16
LHL 375D 06	3.58	3.14	2.79	2.38	LHL 500D 8A	5.63	4.90	4.49	3.92
LHL 375D 07	3.89	3.31	3.11	2.62	LHL 500D 8B	5.63	4.90	4.49	3.92
LHL 375D 7A	4.33	3.67	3.44	2.91	LHL 500D 09	5.63	4.90	4.49	3.92
LHL 375D 7B	4.60	3.87	3.61	3.08	LHL 500D 10	6.83	5.93	5.43	4.73
LHL 375D 08	4.78	4.02	3.73	3.19	LHL 500D 11	7.49	6.53	5.96	5.18
LHL 375D 09	6.66	5.62	5.22	4.46	LHL 625D 01	3.60	2.98	2.58	2.21
LHL 375D 10	9.03	7.63	7.07	6.04	LHL 625D 02	3.71	3.20	2.77	2.28
LHL 375D 12	14.77	12.57	11.54	9.92	LHL 625D 03	3.97	3.31	2.88	2.37
LHL 500D 01	3.08	2.53	2.31	1.90	LHL 625D 04	4.18	3.40	3.14	2.56
LHL 500D 02	3.18	2.78	2.36	1.91	LHL 625D 05	4.40	3.74	3.23	2.77
LHL 500D 03	3.40	2.82	2.51	2.18	LHL 625D 06	4.59	3.89	3.44	3.02

PRICES EFFECTIVE JANUARY 2020 • TERMS NET 30 DAYS

Unit Prices Shown / Free Ground Shipping available within Continental United States



# HEFTY SPRINGS: PRICE SCHEDULE

## EXTRA HEAVY LOAD: COLOR CODE ORANGE (CONTINUED)

LEE STOCK NO.	1 - 24	25 - 49	50 - 99	100 - 199	LEE STOCK NO.	1 - 24	25 - 49	50 - 99	100 - 199
LHL 625D 07	4.81	4.18	3.73	3.18	LHL 1000D 10	13.33	12.52	11.33	11.15
LHL 625D 08	5.12	4.30	4.04	3.49	LHL 1000D 11	13.47	12.77	11.55	11.54
LHL 625D 09	5.45	4.75	4.26	3.83	LHL 1250D 01	10.27	8.74	7.76	6.69
LHL 625D 9A	6.91	5.61	5.23	4.58	LHL 1250D 02	11.20	9.65	8.59	7.49
LHL 625D 10	6.94	5.63	5.25	4.59	LHL 1250D 03	12.26	10.97	9.61	8.48
LHL 625D 11	8.39	6.83	6.34	5.54	LHL 1250D 04	13.41	11.75	10.60	9.47
LHL 625D 12	9.23	7.49	6.97	6.10	LHL 1250D 05	14.60	12.92	11.82	10.51
LHL 750D 01	5.45	4.30	3.73	3.08	LHL 1250D 06	14.86	13.12	12.09	10.93
LHL 750D 02	5.61	4.51	3.84	3.16	LHL 1250D 07	16.18	14.53	13.50	11.98
LHL 750D 03	5.81	4.63	4.00	3.34	LHL 1250D 08	19.17	17.41	16.32	14.81
LHL 750D 04	6.00	4.90	4.22	3.49	LHL 1250D 09	25.17	22.70	21.41	19.38
LHL 750D 05	6.31	5.10	4.44	3.76	LHL 1250D 10	26.68	24.01	22.69	20.51
LHL 750D 06	6.57	5.52	4.81	4.00	LHL 1500D 01	13.82	12.09	10.97	9.68
LHL 750D 07	6.73	5.78	5.06	4.09	LHL 1500D 02	15.37	13.55	12.37	10.94
LHL 750D 08	6.83	6.07	5.35	4.59	LHL 1500D 03	16.78	15.03	13.80	12.25
LHL 750D 09	7.75	6.55	5.93	5.21	LHL 1500D 04	18.44	16.49	15.30	13.80
LHL 750D 10	9.02	7.38	6.64	5.83	LHL 1500D 05	20.13	18.17	16.95	15.20
LHL 750D 11	9.47	8.19	7.52	6.69	LHL 1500D 06	21.84	19.79	18.50	16.76
LHL 750D 12	10.55	9.14	8.48	7.62	LHL 1500D 07	23.83	21.61	20.33	18.47
LHL 750D 13	10.85	9.49	8.75	8.02	LHL 1500D 08	27.83	25.47	24.12	22.03
LHL 750D 14	11.21	9.91	9.11	8.51	LHL 1500D 09	36.55	32.98	31.49	28.55
LHL 750D 15	11.62	10.43	9.50	9.12	LHL 1500D 10	38.74	34.87	33.33	30.17
LHL 1000D 01	7.91	6.54	5.69	4.83	LHL 2000D 01	24.00	21.06	19.59	17.60
LHL 1000D 02	8.28	6.90	6.11	5.21	LHL 2000D 02	25.16	22.66	21.14	19.06
LHL 1000D 03	8.75	7.41	6.58	5.61	LHL 2000D 03	26.97	24.41	22.82	20.69
LHL 1000D 04	9.30	7.91	7.08	6.07	LHL 2000D 04	28.94	26.22	24.59	22.42
LHL 1000D 05	10.04	8.60	7.67	6.64	LHL 2000D 05	30.98	28.24	26.57	24.31
LHL 1000D 06	10.82	9.23	8.92	7.33	LHL 2000D 06	33.36	30.37	28.72	26.27
LHL 1000D 07	11.57	10.02	9.23	8.08	LHL 2000D 07	38.22	35.05	33.36	30.58
LHL 1000D 08	12.33	10.84	10.00	8.69	LHL 2000D 08	48.07	43.77	41.84	37.99
LHL 1000D 09	12.53	11.17	10.27	9.20	LHL 2000D 09	50.52	45.96	43.95	39.85

HEFTY SPRINGS

PRICES EFFECTIVE JANUARY 2020 • TERMS NET 30 DAYS

Unit Prices Shown / Free Ground Shipping available within Continental United States

Small Order Shipping & Processing Charge:

HEFTY Die Spring orders under \$40.00 will incur an additional \$20.00 Shipping & Processing Charge per order.

# In Stock



# Ready to Ship

## Lee Spring's Stock Springs also Include...

**FREE Standard Ground Shipping** in the Continental United States

**FREE Plating** on all Standard Music Wire Stock Springs

**FREE Grinding** on all Standard Stock Compression Springs

**FREE Passivation** on 302, 316, & 17-7 Stainless Steel Stock Springs

**FREE CAD Downloads** at [leespring.com](http://leespring.com)



# REDUX™ Wave Springs

*Space Critical Environment • Reduce Operating Height • Space Saving*



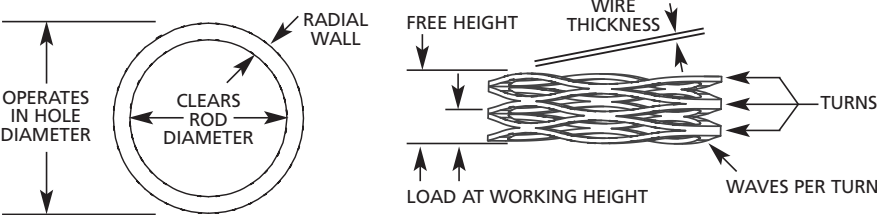
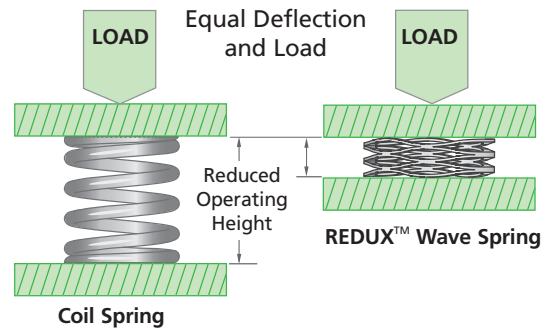
Lee Spring's REDUX™ Wave Springs offer optimum performance in reduced spatial environments. REDUX™ Wave Springs are designed to replace conventional round wire Compression Springs in applications requiring a tight load deflection specification in a space critical environment.

REDUX™ Wave Springs occupy a very small area relative to the amount of work they can perform. In fact, Lee Spring's REDUX™ Wave Springs can reduce the size and weight of the assembly by as much as 50%.

REDUX™ Wave Springs are manufactured from Type 17-7 Stainless Steel flat wire formed in continuous precise coils with uniform diameters and waves.

**Specifications:**

- Material: Stainless Steel Type 17-7 PH
- Wire: Pre-tempered flat wire
- Maximum Temperature: 650 degrees F (340° C)
- Finish: Passivated
- Coils: Continuous Coil
- Design: Uniform diameter and wave heights



REDUX™ WAVE SPRINGS



Lee Spring can manufacture custom REDUX™ wave springs to your specifications. Contact us today!

# REDUX™ Wave Springs

## Guide to using tables

**Lee Stock Number:**  
Lee Spring Part Number.

**Rod Diameter:**  
Suggested maximum rod size if needed to guide the inside of the spring.

**Working Height:**  
Suggested shortest operating height to avoid loading overstress.

**Wire Thickness X Radial Wall:**  
The thickness and width of flat wire used to make the spring.

**Turns:**  
The approximate number of circular turns of flat wire formed in a wave spring.

**Waves Per Turn:**  
The number of waves formed on the wire per full turn.

LEE STOCK NUMBER	HOLE DIAMETER		ROD DIAMETER		NOMINAL LOAD		WORKING HEIGHT		FREE HEIGHT		WIRE THICKNESS X RADIAL WALL		TURNS	WAVES PER TURN	SPRING RATE		PRICE GROUP
	IN.	MM	IN.	MM	LB.	N	IN.	MM	IN.	MM	IN.	MM			LB/IN.	N/MM	
LW 025 02 0075S							.033	.84	.075	1.91			3		48	8.41	P1
LW 025 02 0100S							.050	1.27	.100	2.54			4		40	7.01	P1
LW 025 02 0125S							.060	1.52	.125	3.18			5		31	5.43	P1
LW 025 02 0150S							.075	1.91	.150	3.81	.006	.15	6		27	4.73	P2
LW 025 02 0175S	.250	6.35	.150	3.81	2	8.90	.085	2.16	.175	4.45	x	x	7	2.5	22	3.85	P3
LW 025 02 0200S							.095	2.41	.200	5.08	.024	.61	8		19	3.33	P4
LW 025 02 0225S							.120	3.05	.225	5.72			9		19	3.33	P4
LW 025 02 0275S							.140	3.56	.275	6.99					17	2.67	P5

**Hole Diameter:**  
Suggested minimum hole size if needed for spring containment.

**Nominal Load:**  
The approximate load or force to compress spring to the working height.

**Free Height:**  
The overall height of a spring in the unloaded position.

**Spring Rate:**  
The change in load or force per unit of deflection.

**Price Group:**  
Reference for price list. See fold-out section at rear of book.

REDUX WAVE SPRINGS

### Additional Information

- Avoid operating beyond the listed Nominal Load and Working Height, or the stresses may cause permanent spring set or failure.
- Make sure to install the REDUX Wave Spring with the correct Hole and Rod sizes. The listed Hole Diameter and Rod Diameter are properly matched with the spring to insure clearance fit. The spring's Outside Diameter and Inside Diameter are approximate only.

### How to Determine Price

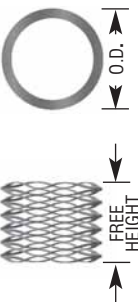
1. Select the spring you want by LEE STOCK NUMBER.
2. Read across to the last column PRICE GROUP to obtain the price code: when applicable, select the price code that corresponds to the material type required.
3. Refer to the PRICE GROUP in the appropriate pricing chart by spring type located in the back of this catalog for pricing up to 199 pieces of an item.
4. Prices subject to change without notice.

**FREE SHIPPING AVAILABLE**

See Price List in back of catalog for details.

LEE STOCK NUMBER	HOLE DIAMETER		ROD DIAMETER		NOMINAL LOAD		WORKING HEIGHT		FREE HEIGHT		WIRE THICKNESS X RADIAL WALL		TURNS	WAVES PER TURN	SPRING RATE		PRICE GROUP	
	IN.	MM	IN.	MM	LB.	N	IN.	MM	IN.	MM	IN.	MM			#	#		LB/IN.
LW 025 02 0075S	.250	6.35	.150	3.81	2	8.90	.033	.84	.075	1.91	.006	.15	3	2.5	48	8.41	P1	
LW 025 02 0100S							.050	1.27	.100	2.54					4	40	7.01	P1
LW 025 02 0125S							.060	1.52	.125	3.18					5	31	5.43	P1
LW 025 02 0150S							.075	1.91	.150	3.81					6	27	4.73	P2
LW 025 02 0175S							.085	2.16	.175	4.45					7	22	3.85	P3
LW 025 02 0200S							.095	2.41	.200	5.08					8	19	3.33	P4
LW 025 02 0225S							.120	3.05	.225	5.72					9	19	3.33	P4
LW 025 02 0275S							.140	3.56	.275	6.99					11	15	2.63	P5
LW 025 02 0325S	.170	4.32	.325	8.26	13	13	2.28	P7										
LW 025 05 0075S	.250	6.35	.150	3.81	5	22.24	.037	.94	.075	1.91	.008	.20	3	2.5	132	23.12	P1	
LW 025 05 0100S							.048	1.22	.100	2.54					4	96	16.81	P1
LW 025 05 0125S							.065	1.65	.125	3.18					5	83	14.54	P1
LW 025 05 0150S							.075	1.91	.150	3.81					6	67	11.73	P2
LW 025 05 0175S							.090	2.29	.175	4.45					7	59	10.33	P3
LW 025 05 0200S							.100	2.54	.200	5.08					8	50	8.76	P4
LW 025 05 0225S							.120	3.05	.225	5.72					9	48	8.41	P5
LW 025 05 0275S							.148	3.76	.275	6.99					11	39	6.83	P7
LW 025 05 0325S	.175	4.45	.325	8.26	13	33	5.78	P9										
LW 031 03 0114S	.312	7.92	.200	5.08	3	13.34	.070	1.78	.114	2.90	.008	.20	3	2.5	68	11.91	P1	
LW 031 03 0152S							.096	2.44	.152	3.86					4	54	9.46	P1
LW 031 03 0190S							.118	3.00	.190	4.83					5	42	7.36	P1
LW 031 03 0228S							.145	3.68	.228	5.79					6	36	6.30	P2
LW 031 03 0266S							.165	4.19	.266	6.76					7	30	5.25	P2
LW 031 03 0304S							.195	4.95	.304	7.72					8	28	4.90	P3
LW 031 03 0342S							.215	5.46	.342	8.69					9	24	4.20	P4
LW 031 03 0418S							.262	6.65	.418	10.62					11	19	3.33	P8
LW 031 03 0494S	.309	7.85	.494	12.55	13	16	2.80	P8										
LW 031 06 0114S	.312	7.92	.200	5.08	6	26.69	.072	1.83	.114	2.90	.010	.25	3	2.5	143	25.04	P1	
LW 031 06 0152S							.096	2.44	.152	3.86					4	107	18.74	P1
LW 031 06 0190S							.123	3.12	.190	4.83					5	90	15.76	P2
LW 031 06 0228S							.144	3.66	.228	5.79					6	71	12.43	P3
LW 031 06 0266S							.176	4.47	.266	6.76					7	67	11.73	P4
LW 031 06 0304S							.197	5.00	.304	7.72					8	56	9.81	P4
LW 031 06 0342S							.227	5.77	.342	8.69					9	52	9.11	P7
LW 031 06 0418S							.278	7.06	.418	10.62					11	43	7.53	P7
LW 031 06 0494S	.336	8.53	.494	12.55	13	38	6.65	P9										
LW 038 04 0150S	.375	9.53	.250	6.35	4	17.79	.062	1.57	.150	3.81	.008	.20	3	2.5	45	7.88	P1	
LW 038 04 0200S							.098	2.49	.200	5.08					4	39	6.83	P1
LW 038 04 0250S							.108	2.74	.250	6.35					5	28	4.90	P1
LW 038 04 0300S							.135	3.43	.300	7.62					6	24	4.20	P3
LW 038 04 0350S							.150	3.81	.350	8.89					7	20	3.50	P3
LW 038 04 0400S							.184	4.67	.400	10.16					8	19	3.33	P5
LW 038 04 0450S							.195	4.95	.450	11.43					9	16	2.80	P6
LW 038 04 0500S							.228	5.79	.500	12.70					10	15	2.63	P6
LW 038 04 0550S	.240	6.10	.550	13.97	11	13	2.28	P7										

REDUX WAVE SPRINGS



**SPECIAL INSTRUCTIONS FOR REDUX WAVE SERIES**

**PRICING:** See Inside Back Cover for up to 199 pricing; to price or order up to 599 pieces, visit [www.leespring.com](http://www.leespring.com); 600+ pieces, contact Lee Spring.  
**CUSTOM DESIGNS:** Custom Wave Spring designs are available on request; see Custom Springs Section for Wave Spring specification form.



# REDUX™ WAVE SPRINGS (INCH)

PLAIN ENDS • 17-7 PH Stainless Steel (Passivated)

REDUX WAVE SPRINGS

LEE STOCK NUMBER	HOLE DIAMETER		ROD DIAMETER		NOMINAL LOAD		WORKING HEIGHT		FREE HEIGHT		WIRE THICKNESS X RADIAL WALL		TURNS #	WAVES PER TURN #	SPRING RATE		PRICE GROUP									
	IN.	MM	IN.	MM	LB.	N	IN.	MM	IN.	MM	IN.	MM			LB/IN.	N/MM										
LW 038 07 0150S	.375	9.53	.250	6.35	7	31.14	.081	2.06	.150	3.81	.011	.28	3	2.5	101	17.69	P1									
LW 038 07 0200S							.119	3.02	.200	5.08			4		86	15.06	P2									
LW 038 07 0250S							.145	3.68	.250	6.35			5		67	11.73	P3									
LW 038 07 0300S							.180	4.57	.300	7.62			6		58	10.16	P4									
LW 038 07 0350S							.202	5.13	.350	8.89			7		47	8.23	P4									
LW 038 07 0400S							.240	6.10	.400	10.16			8		44	7.71	P4									
LW 038 07 0450S							.262	6.65	.450	11.43			9		37	6.48	P7									
LW 038 07 0500S							.298	7.57	.500	12.70			10		35	6.13	P7									
LW 038 07 0550S							.327	8.31	.550	13.97			11		31	5.43	P7									
LW 044 04 0165S							.437	11.10	.281	7.14			4		17.79	.063	1.60	.165	4.19	.008	.20	3	2.5	39	6.83	P1
LW 044 04 0220S																.093	2.36	.220	5.59			4		31	5.43	P2
LW 044 04 0275S	.109	2.77	.275	6.99	5	24					4.20	P3														
LW 044 04 0330S	.143	3.63	.330	8.38	6	21					3.68	P3														
LW 044 04 0385S	.160	4.06	.385	9.78	7	18					3.15	P4														
LW 044 04 0440S	.195	4.95	.440	11.18	8	16					2.80	P4														
LW 044 04 0495S	.210	5.33	.495	12.57	9	14					2.45	P5														
LW 044 04 0550S	.240	6.10	.550	13.97	10	13					2.28	P6														
LW 044 04 0605S	.260	6.60	.605	15.37	11	12					2.10	P10														
LW 044 08 0165S	.437	11.10	.281	7.14	8	35.59					.082	2.08		.165		4.19	.011	.28	3			2.5		96	16.81	P1
LW 044 08 0220S											.115	2.92		.220		5.59			4					76	13.31	P2
LW 044 08 0275S							.142	3.61	.275	6.99	5	60	10.51	P4												
LW 044 08 0330S							.179	4.55	.330	8.38	6	53	9.28	P4												
LW 044 08 0385S							.198	5.03	.385	9.78	7	43	7.53	P5												
LW 044 08 0440S							.231	5.87	.440	11.18	8	38	6.65	P5												
LW 044 08 0495S							.255	6.48	.495	12.57	9	33	5.78	P5												
LW 044 08 0550S							.290	7.37	.550	13.97	10	31	5.43	P7												
LW 044 08 0605S							.319	8.10	.605	15.37	11	28	4.90	P10												
LW 050 05 0180S							.500	12.70	.312	7.92	5	22.24	.062	1.57	.180	4.57			.008	.20	3		2.5	42	7.36	P1
LW 050 05 0240S													.090	2.29	.240	6.10					4			33	5.78	P2
LW 050 05 0300S	.107	2.72	.300	7.62	5	26							4.55	P4												
LW 050 05 0360S	.136	3.45	.360	9.14	6	22							3.85	P5												
LW 050 05 0420S	.150	3.81	.420	10.67	7	19							3.33	P5												
LW 050 05 0480S	.180	4.57	.480	12.19	8	17							2.98	P7												
LW 050 05 0540S	.195	4.95	.540	13.72	9	14							2.45	P10												
LW 050 05 0600S	.220	5.59	.600	15.24	10	13							2.28	P11												
LW 050 05 0660S	.240	6.10	.660	16.76	11	12							2.10	P11												
LW 050 10 0180S	.500	12.70	.312	7.92	10	44.48							.065	1.65	.180	4.57	.010	.25			3	2.5		87	15.24	P2
LW 050 10 0240S													.092	2.34	.240	6.10					4			68	11.91	P4
LW 050 10 0300S							.114	2.90	.300	7.62	5	54	9.46	P5												
LW 050 10 0360S							.147	3.73	.360	9.14	6	47	8.23	P7												
LW 050 10 0420S							.162	4.11	.420	10.67	7	39	6.83	P7												
LW 050 10 0480S							.196	4.98	.480	12.19	8	35	6.13	P9												
LW 050 10 0540S							.207	5.26	.540	13.72	9	30	5.25	P9												
LW 050 10 0600S							.246	6.25	.600	15.24	10	28	4.90	P13												
LW 050 10 0660S							.264	6.71	.660	16.76	11	25	4.38	P14												

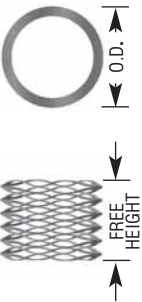
### SPECIAL INSTRUCTIONS FOR REDUX WAVE SERIES

**PRICING:** See Inside Back Cover for up to 199 pricing; to price or order up to 599 pieces, visit [www.leespring.com](http://www.leespring.com); 600+ pieces, contact Lee Spring.  
**CUSTOM DESIGNS:** Custom Wave Spring designs are available on request; see Custom Springs Section for Wave Spring specification form.



LEE STOCK NUMBER	HOLE DIAMETER		ROD DIAMETER		NOMINAL LOAD		WORKING HEIGHT		FREE HEIGHT		WIRE THICKNESS X RADIAL WALL		TURNS	WAVES PER TURN	SPRING RATE		PRICE GROUP	
	IN.	MM	IN.	MM	LB.	N	IN.	MM	IN.	MM	IN.	MM			#	#		LB/IN.
LW 050 15 0180S	.500	12.70	.312	7.92	15	66.72	.075	1.91	.180	4.57	.012	.30	3	2.5	143	25.04	P3	
LW 050 15 0240S							.110	2.79	.240	6.10					4	115	20.14	P5
LW 050 15 0300S							.136	3.45	.300	7.62					5	91	15.94	P6
LW 050 15 0360S							.167	4.24	.360	9.14					6	78	13.66	P7
LW 050 15 0420S							.182	4.62	.420	10.67					7	63	11.03	P8
LW 050 15 0480S							.216	5.49	.480	12.19					8	57	9.98	P10
LW 050 15 0540S							.240	6.10	.540	13.72					9	50	8.76	P10
LW 050 15 0600S							.280	7.11	.600	15.24					10	47	8.23	P15
LW 050 15 0660S							.312	7.92	.660	16.76					11	43	7.53	P16
LW 056 05 0195S							.562	14.27	.375	9.53					5	22.24	.080	2.03
LW 056 05 0260S	.125	3.18	.260	6.60	4	37					6.48	P3						
LW 056 05 0325S	.135	3.43	.325	8.26	5	26					4.55	P6						
LW 056 05 0390S	.180	4.57	.390	9.91	6	24					4.20	P6						
LW 056 05 0455S	.190	4.83	.455	11.56	7	19					3.33	P8						
LW 056 05 0520S	.230	5.84	.520	13.21	8	17					2.98	P9						
LW 056 05 0585S	.260	6.60	.585	14.86	9	15					2.63	P10						
LW 056 05 0650S	.285	7.24	.650	16.51	10	14					2.45	P14						
LW 056 05 0715S	.315	8.00	.715	18.16	11	13					2.28	P14						
LW 056 11 0195S	.562	14.27	.375	9.53	11	48.93					.086	2.18	.195	4.95			.012	.30
LW 056 11 0260S							.123	3.12	.260	6.60	4	80	14.01	P3				
LW 056 11 0325S							.145	3.68	.325	8.26	5	61	10.68	P6				
LW 056 11 0390S							.187	4.75	.390	9.91	6	54	9.46	P7				
LW 056 11 0455S							.209	5.31	.455	11.56	7	45	7.88	P8				
LW 056 11 0520S							.253	6.43	.520	13.21	8	41	7.18	P9				
LW 056 11 0585S							.273	6.93	.585	14.86	9	35	6.13	P11				
LW 056 11 0650S							.318	8.08	.650	16.51	10	33	5.78	P14				
LW 056 11 0715S							.343	8.71	.715	18.16	11	30	5.25	P14				
LW 056 18 0195S							.562	14.27	.375	9.53	18	80.07	.093	2.36	.195	4.95		
LW 056 18 0260S	.136	3.45	.260	6.60	4	145							25.39	P5				
LW 056 18 0325S	.165	4.19	.325	8.26	5	113							19.79	P8				
LW 056 18 0390S	.212	5.38	.390	9.91	6	101							17.69	P8				
LW 056 18 0455S	.245	6.22	.455	11.56	7	86							15.06	P10				
LW 056 18 0520S	.282	7.16	.520	13.21	8	76							13.31	P11				
LW 056 18 0585S	.323	8.20	.585	14.86	9	69							12.08	P11				
LW 056 18 0650S	.360	9.14	.650	16.51	10	62							10.86	P18				
LW 056 18 0715S	.408	10.36	.715	18.16	11	59							10.33	P19				
LW 063 06 0180S	.625	15.88	.450	11.43	6	26.69							.055	1.40	.180	4.57	.010	.25
LW 063 06 0240S							.068	1.73	.240	6.10	4	35	6.13	P7				
LW 063 06 0300S							.085	2.16	.300	7.62	5	28	4.90	P9				
LW 063 06 0360S							.106	2.69	.360	9.14	6	24	4.20	P11				
LW 063 06 0420S							.128	3.25	.420	10.67	7	21	3.68	P11				
LW 063 06 0540S							.165	4.19	.540	13.72	9	16	2.80	P11				
LW 063 06 0660S							.202	5.13	.660	16.76	11	13	2.28	P14				
LW 063 06 0780S							.238	6.05	.780	19.81	13	11	1.93	P16				

REDUX WAVE SPRINGS



**SPECIAL INSTRUCTIONS FOR REDUX WAVE SERIES**  
**PRICING:** See Inside Back Cover for up to 199 pricing; to price or order up to 599 pieces, visit [www.leespring.com](http://www.leespring.com); 600+ pieces, contact Lee Spring.  
**CUSTOM DESIGNS:** Custom Wave Spring designs are available on request; see Custom Springs Section for Wave Spring specification form.

# REDUX™ WAVE SPRINGS (INCH)

PLAIN ENDS • 17-7 PH Stainless Steel (Passivated)

REDUX WAVE SPRINGS

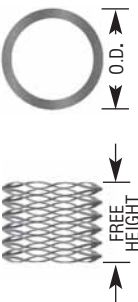
LEE STOCK NUMBER	HOLE DIAMETER		ROD DIAMETER		NOMINAL LOAD		WORKING HEIGHT		FREE HEIGHT		WIRE THICKNESS X RADIAL WALL		TURNS #	WAVES PER TURN #	SPRING RATE		PRICE GROUP	
	IN.	MM	IN.	MM	LB.	N	IN.	MM	IN.	MM	IN.	MM			LB/IN.	N/MM		
LW 063 12 0180S	.625	15.88	.450	11.43	12	53.38	.104	2.64	.180	4.57	.010	.25	3	3.5	158	27.67	P7	
LW 063 12 0240S							.130	3.30	.240	6.10					4	109	19.09	P8
LW 063 12 0300S							.175	4.45	.300	7.62					5	96	16.81	P10
LW 063 12 0360S							.206	5.23	.360	9.14					6	78	13.66	P10
LW 063 12 0420S							.246	6.25	.420	10.67					7	69	12.08	P13
LW 063 12 0540S							.317	8.05	.540	13.72					9	54	9.46	P13
LW 063 12 0660S							.386	9.80	.660	16.76					11	44	7.71	P14
LW 063 12 0780S							.454	11.53	.780	19.81					13	37	6.48	P16
LW 063 20 0180S	.625	15.88	.450	11.43	20	88.96	.102	2.59	.180	4.57	.012	.30	3	3.5	256	44.83	P8	
LW 063 20 0240S							.135	3.43	.240	6.10					4	190	33.27	P9
LW 063 20 0300S							.175	4.45	.300	7.62					5	160	28.02	P12
LW 063 20 0360S							.205	5.21	.360	9.14					6	129	22.59	P12
LW 063 20 0420S							.245	6.22	.420	10.67					7	114	19.96	P13
LW 063 20 0540S							.315	8.00	.540	13.72					9	89	15.59	P15
LW 063 20 0660S							.390	9.91	.660	16.76					11	74	12.96	P18
LW 063 20 0780S							.465	11.81	.780	19.81					13	63	11.03	P20
LW 075 07 0250S	.750	19.05	.550	13.97	7	31.14	.142	3.61	.250	6.35	.008	.20	3	3.5	65	11.38	P5	
LW 075 07 0333S							.187	4.75	.333	8.46					4	48	8.41	P6
LW 075 07 0417S							.246	6.25	.417	10.59					5	41	7.18	P6
LW 075 07 0500S							.285	7.24	.500	12.70					6	33	5.78	P7
LW 075 07 0583S							.348	8.84	.583	14.81					7	30	5.25	P7
LW 075 07 0750S							.446	11.33	.750	19.05					9	23	4.03	P14
LW 075 07 1000S							.580	14.73	1.000	25.40					12	17	2.98	P17
LW 075 13 0250S	.750	19.05	.550	13.97	13	57.83	.159	4.04	.250	6.35	.010	.25	3	3.5	143	25.04	P7	
LW 075 13 0333S							.203	5.16	.333	8.46					4	100	17.51	P7
LW 075 13 0417S							.270	6.86	.417	10.59					5	88	15.41	P10
LW 075 13 0500S							.314	7.98	.500	12.70					6	70	12.26	P13
LW 075 13 0583S							.381	9.68	.583	14.81					7	64	11.21	P14
LW 075 13 0750S							.489	12.42	.750	19.05					9	50	8.76	P17
LW 075 13 1000S							.649	16.48	1.000	25.40					12	37	6.48	P19
LW 075 22 0250S	.750	19.05	.550	13.97	22	97.86	.169	4.29	.250	6.35	.013	.33	3	3.5	272	47.63	P8	
LW 075 22 0333S							.215	5.46	.333	8.46					4	186	32.57	P10
LW 075 22 0417S							.291	7.39	.417	10.59					5	175	30.65	P12
LW 075 22 0500S							.335	8.51	.500	12.70					6	133	23.29	P13
LW 075 22 0583S							.405	10.29	.583	14.81					7	124	21.72	P17
LW 075 22 0750S							.526	13.36	.750	19.05					9	98	17.16	P19
LW 075 22 1000S							.699	17.75	1.000	25.40					12	73	12.78	P20
LW 088 12 0250S	.875	22.23	.600	15.24	12	53.38	.117	2.97	.250	6.35	.010	.25	3	3.5	90	15.76	P6	
LW 088 12 0333S							.158	4.01	.333	8.46					4	69	12.08	P10
LW 088 12 0417S							.207	5.26	.417	10.59					5	57	9.98	P10
LW 088 12 0500S							.242	6.15	.500	12.70					6	47	8.23	P11
LW 088 12 0583S							.287	7.29	.583	14.81					7	41	7.18	P11
LW 088 12 0750S							.378	9.60	.750	19.05					9	32	5.60	P18
LW 088 12 1000S							.498	12.65	1.000	25.40					12	24	4.20	P18

### SPECIAL INSTRUCTIONS FOR REDUX WAVE SERIES

**PRICING:** See Inside Back Cover for up to 199 pricing; to price or order up to 599 pieces, visit [www.leespring.com](http://www.leespring.com); 600+ pieces, contact Lee Spring.  
**CUSTOM DESIGNS:** Custom Wave Spring designs are available on request; see Custom Springs Section for Wave Spring specification form.

LEE STOCK NUMBER	HOLE DIAMETER		ROD DIAMETER		NOMINAL LOAD		WORKING HEIGHT		FREE HEIGHT		WIRE THICKNESS X RADIAL WALL		TURNS	WAVES PER TURN	SPRING RATE		PRICE GROUP		
	IN.	MM	IN.	MM	LB.	N	IN.	MM	IN.	MM	IN.	MM			#	#		LB/IN.	N/MM
LW 088 18 0250S	.875	22.23	.600	15.24	18	80.07	.124	3.15	.250	6.35	.012	.30	x	x	3.5	148	25.92	P7	
LW 088 18 0333S							.164	4.17	.333	8.46						4	108	18.91	P10
LW 088 18 0417S							.214	5.44	.417	10.59						5	89	15.59	P10
LW 088 18 0500S							.252	6.40	.500	12.70						6	76	13.31	P10
LW 088 18 0583S							.296	7.52	.583	14.81						7	66	11.56	P11
LW 088 18 0750S							.385	9.78	.750	19.05						9	50	8.76	P11
LW 088 18 1000S							.509	12.93	1.000	25.40						12	38	6.65	P13
LW 088 25 0250S	.875	22.23	.600	15.24	25	111.21	.166	4.22	.250	6.35	.015	.38	x	x	3.5	298	52.19	P8	
LW 088 25 0333S							.214	5.44	.333	8.46						4	210	36.78	P12
LW 088 25 0417S							.278	7.06	.417	10.59						5	180	31.52	P12
LW 088 25 0500S							.327	8.31	.500	12.70						6	145	25.39	P12
LW 088 25 0583S							.395	10.03	.583	14.81						7	133	23.29	P14
LW 088 25 0750S							.510	12.95	.750	19.05						9	104	18.21	P18
LW 088 25 1000S							.670	17.02	1.000	25.40						12	78	13.66	P18
LW 100 12 0250S	1.000	25.40	.730	18.54	12	53.38	.084	2.13	.250	6.35	.010	.25	x	x	3.5	72	12.61	P6	
LW 100 12 0333S							.108	2.74	.333	8.46						4	53	9.28	P7
LW 100 12 0417S							.145	3.68	.417	10.59						5	44	7.71	P9
LW 100 12 0500S							.165	4.19	.500	12.70						6	36	6.30	P10
LW 100 12 0583S							.201	5.11	.583	14.81						7	31	5.43	P12
LW 100 12 0750S							.258	6.55	.750	19.05						9	24	4.20	P12
LW 100 12 1000S							.342	8.69	1.000	25.40						12	18	3.15	P16
LW 100 12 1250S							.445	11.30	1.250	31.75						15	15	2.63	P20
LW 100 12 1500S							.519	13.18	1.500	38.10						18	12	2.10	P21
LW 100 12 1750S							.633	16.08	1.750	44.45						21	11	1.93	P22
LW 100 12 2000S							.710	18.03	2.000	50.80						24	9	1.58	P24
LW 100 18 0250S	1.000	25.40	.730	18.54	18	80.07	.087	2.21	.250	6.35	.012	.30	x	x	3.5	110	19.26	P7	
LW 100 18 0333S							.113	2.87	.333	8.46						4	82	14.36	P9
LW 100 18 0417S							.148	3.76	.417	10.59						5	67	11.73	P10
LW 100 18 0500S							.175	4.45	.500	12.70						6	55	9.63	P11
LW 100 18 0583S							.212	5.38	.583	14.81						7	49	8.58	P12
LW 100 18 0750S							.276	7.01	.750	19.05						9	38	6.66	P16
LW 100 18 1000S							.360	9.14	1.000	25.40						12	28	4.90	P19
LW 100 18 1250S							.452	11.48	1.250	31.75						15	23	4.03	P19
LW 100 18 1500S							.549	13.94	1.500	38.10						18	19	3.33	P21
LW 100 18 1750S							.650	16.51	1.750	44.45						21	16	2.80	P22
LW 100 18 2000S							.720	18.29	2.000	50.80						24	14	2.45	P24
LW 100 25 0250S	1.000	25.40	.730	18.54	25	111.21	.131	3.33	.250	6.35	.015	.38	x	x	3.5	210	36.78	P8	
LW 100 25 0333S							.174	4.42	.333	8.46						4	157	27.50	P10
LW 100 25 0417S							.227	5.77	.417	10.59						5	132	23.12	P12
LW 100 25 0500S							.266	6.76	.500	12.70						6	107	18.74	P13
LW 100 25 0583S							.319	8.10	.583	14.81						7	95	16.64	P15
LW 100 25 0750S							.406	10.31	.750	19.05						9	73	12.78	P17
LW 100 25 1000S							.541	13.74	1.000	25.40						12	54	9.46	P21
LW 100 25 1250S							.688	17.48	1.250	31.75						15	45	7.88	P20
LW 100 25 1500S							.813	20.65	1.500	38.10						18	36	6.30	P22
LW 100 25 1750S							.957	24.31	1.750	44.45						21	32	5.60	P22
LW 100 25 2000S							1.083	27.51	2.000	50.80						24	27	4.73	P23

REDUX WAVE SPRINGS



**SPECIAL INSTRUCTIONS FOR REDUX WAVE SERIES**

**PRICING:** See Inside Back Cover for up to 199 pricing; to price or order up to 599 pieces, visit [www.leespring.com](http://www.leespring.com); 600+ pieces, contact Lee Spring.  
**CUSTOM DESIGNS:** Custom Wave Spring designs are available on request; see Custom Springs Section for Wave Spring specification form.

# REDUX™ WAVE SPRINGS (INCH)

PLAIN ENDS • 17-7 PH Stainless Steel (Passivated)

REDUX WAVE SPRINGS

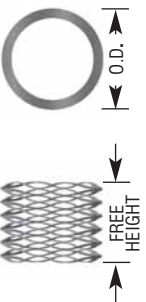
LEE STOCK NUMBER	HOLE DIAMETER		ROD DIAMETER		NOMINAL LOAD		WORKING HEIGHT		FREE HEIGHT		WIRE THICKNESS X RADIAL WALL		TURNS	WAVES PER TURN	SPRING RATE		PRICE GROUP	
	IN.	MM	IN.	MM	LB.	N	IN.	MM	IN.	MM	IN.	MM			#	#		LB/IN.
LW 112 12 0300S	1.125	28.58	.850	21.59	12	53.38	.146	3.71	.300	7.62	.012	.30	3	3.5	78	13.66	P6	
LW 112 12 0400S							.186	4.72	.400	10.16					4	56	9.81	P10
LW 112 12 0500S							.250	6.35	.500	12.70					5	48	8.41	P10
LW 112 12 0600S							.295	7.49	.600	15.24					6	39	6.83	P11
LW 112 12 0700S							.344	8.74	.700	17.78					7	34	5.95	P11
LW 112 12 0800S							.392	9.96	.800	20.32					8	29	5.08	P15
LW 112 12 1000S							.488	12.40	1.000	25.40					10	23	4.03	P16
LW 112 12 1300S							.659	16.74	1.300	33.02					13	19	3.33	P18
LW 112 12 1600S							.807	20.50	1.600	40.64					16	15	2.63	P20
LW 112 12 2000S							1.017	25.83	2.000	50.80					20	12	2.10	P22
LW 112 20 0300S	1.125	28.58	.850	21.59	20	88.96	.160	4.06	.300	7.62	.015	.38	3	3.5	143	25.04	P7	
LW 112 20 0400S							.202	5.13	.400	10.16					4	101	17.69	P9
LW 112 20 0500S							.270	6.86	.500	12.70					5	87	15.24	P10
LW 112 20 0600S							.318	8.08	.600	15.24					6	71	12.43	P12
LW 112 20 0700S							.381	9.68	.700	17.78					7	63	11.03	P13
LW 112 20 0800S							.427	10.85	.800	20.32					8	54	9.46	P13
LW 112 20 1000S							.536	13.61	1.000	25.40					10	43	7.53	P18
LW 112 20 1300S							.708	17.98	1.300	33.02					13	34	5.95	P21
LW 112 20 1600S							.861	21.87	1.600	40.64					16	27	4.73	P21
LW 112 20 2000S							1.088	27.64	2.000	50.80					20	22	3.85	P23
LW 112 30 0300S	1.125	28.58	.850	21.59	30	133.45	.178	4.52	.300	7.62	.018	.46	3	3.5	246	43.08	P8	
LW 112 30 0400S							.229	5.82	.400	10.16					4	175	30.65	P12
LW 112 30 0500S							.303	7.70	.500	12.70					5	152	26.62	P15
LW 112 30 0600S							.350	8.89	.600	15.24					6	120	21.02	P17
LW 112 30 0700S							.421	10.69	.700	17.78					7	108	18.91	P18
LW 112 30 0800S							.470	11.94	.800	20.32					8	91	15.94	P20
LW 112 30 1000S							.593	15.06	1.000	25.40					10	74	12.96	P20
LW 112 30 1300S							.787	19.99	1.300	33.02					13	58	10.16	P22
LW 112 30 1600S							.956	24.28	1.600	40.64					16	47	8.23	P22
LW 112 30 2000S							1.202	30.53	2.000	50.80					20	38	6.65	P23
LW 125 12 0300S	1.250	31.75	1.000	25.40	12	53.38	.084	2.13	.300	7.62	.012	.30	3	3.5	56	9.81	P9	
LW 125 12 0400S							.113	2.87	.400	10.16					4	42	7.36	P9
LW 125 12 0500S							.149	3.78	.500	12.70					5	34	5.95	P9
LW 125 12 0600S							.172	4.37	.600	15.24					6	28	4.90	P12
LW 125 12 0700S							.207	5.26	.700	17.78					7	24	4.20	P15
LW 125 12 0800S							.227	5.77	.800	20.32					8	21	3.68	P16
LW 125 12 1000S							.301	7.65	1.000	25.40					10	17	2.98	P16
LW 125 12 1300S							.395	10.03	1.300	33.02					13	13	2.28	P16
LW 125 12 1600S							.467	11.86	1.600	40.64					16	11	1.93	P17
LW 125 12 2000S							.591	15.01	2.000	50.80					20	9	1.58	P19
LW 125 20 0300S	1.250	31.75	1.000	25.40	20	88.96	.124	3.15	.300	7.62	.015	.38	3	3.5	114	19.96	P10	
LW 125 20 0400S							.165	4.19	.400	10.16					4	85	14.89	P10
LW 125 20 0500S							.215	5.46	.500	12.70					5	70	12.26	P10
LW 125 20 0600S							.253	6.43	.600	15.24					6	58	10.16	P14
LW 125 20 0700S							.303	7.70	.700	17.78					7	50	8.76	P16
LW 125 20 0800S							.341	8.66	.800	20.32					8	44	7.71	P16
LW 125 20 1000S							.427	10.85	1.000	25.40					10	35	6.13	P17
LW 125 20 1300S							.577	14.66	1.300	33.02					13	28	4.90	P17
LW 125 20 1600S							.692	17.58	1.600	40.64					16	22	3.85	P21
LW 125 20 2000S							.866	22.00	2.000	50.80					20	18	3.15	P24

### SPECIAL INSTRUCTIONS FOR REDUX WAVE SERIES

**PRICING:** See Inside Back Cover for up to 199 pricing; to price or order up to 599 pieces, visit [www.leespring.com](http://www.leespring.com); 600+ pieces, contact Lee Spring.  
**CUSTOM DESIGNS:** Custom Wave Spring designs are available on request; see Custom Springs Section for Wave Spring specification form.

LEE STOCK NUMBER	HOLE DIAMETER		ROD DIAMETER		NOMINAL LOAD		WORKING HEIGHT		FREE HEIGHT		WIRE THICKNESS X RADIAL WALL		TURNS	WAVES PER TURN	SPRING RATE		PRICE GROUP
	IN.	MM	IN.	MM	LB.	N	IN.	MM	IN.	MM	IN.	MM			#	#	
LW 125 30 0300S	1.250	31.75	1.000	25.40	30	133.45	.158	4.01	.300	7.62	.019 x .094	.48 x 2.39	3	3.5	210	36.78	P10
LW 125 30 0400S							.210	5.33	.400	10.16			4		158	27.67	P10
LW 125 30 0500S							.272	6.91	.500	12.70			5		132	23.12	P10
LW 125 30 0600S							.320	8.13	.600	15.24			6		107	18.74	P15
LW 125 30 0700S							.384	9.75	.700	17.78			7		95	16.64	P16
LW 125 30 0800S							.433	11.00	.800	20.32			8		82	14.36	P17
LW 125 30 1000S							.538	13.67	1.000	25.40			10		65	11.38	P20
LW 125 30 1300S							.717	18.21	1.300	33.02			13		51	8.93	P22
LW 125 30 1600S							.878	22.30	1.600	40.64			16		42	7.36	P22
LW 125 30 2000S							1.103	28.02	2.000	50.80			20		33	5.78	P24
LW 138 15 0300S	1.375	34.93	1.030	26.16	15	66.72	.075	1.91	.300	7.62	.012 x .122	.30 x 3.01	3	3.5	67	11.73	P10
LW 138 15 0400S							.099	2.51	.400	10.16			4		50	8.76	P10
LW 138 15 0500S							.129	3.28	.500	12.70			5		40	7.01	P10
LW 138 15 0600S							.155	3.94	.600	15.24			6		34	5.95	P14
LW 138 15 0700S							.179	4.55	.700	17.78			7		29	5.08	P14
LW 138 15 0800S							.206	5.23	.800	20.32			8		25	4.38	P18
LW 138 15 1000S							.256	6.50	1.000	25.40			10		20	3.50	P20
LW 138 15 1300S							.341	8.66	1.300	33.02			13		16	2.80	P22
LW 138 15 1600S							.424	10.77	1.600	40.64			16		13	2.28	P22
LW 138 15 2000S							.530	13.46	2.000	50.80			20		10	1.75	P24
LW 138 25 0300S	1.375	34.93	1.030	26.16	25	111.21	.142	3.61	.300	7.62	.016 x .133	.41 x 3.38	3	3.5	158	27.67	P10
LW 138 25 0400S							.186	4.72	.400	10.16			4		117	20.49	P11
LW 138 25 0500S							.240	6.10	.500	12.70			5		96	16.81	P11
LW 138 25 0600S							.281	7.14	.600	15.24			6		78	13.66	P14
LW 138 25 0700S							.340	8.64	.700	17.78			7		69	12.08	P15
LW 138 25 0800S							.384	9.75	.800	20.32			8		60	10.51	P18
LW 138 25 1000S							.486	12.34	1.000	25.40			10		49	8.58	P20
LW 138 25 1300S							.632	16.05	1.300	33.02			13		37	6.48	P22
LW 138 25 1600S							.788	20.02	1.600	40.64			16		31	5.43	P22
LW 138 25 2000S							.982	24.94	2.000	50.80			20		25	4.38	P24
LW 138 35 0300S	1.375	34.93	1.030	26.16	35	155.69	.149	3.78	.300	7.62	.018 x .133	.46 x 3.38	3	3.5	232	40.63	P11
LW 138 35 0400S							.189	4.80	.400	10.16			4		166	29.07	P12
LW 138 35 0500S							.247	6.27	.500	12.70			5		138	24.17	P12
LW 138 35 0600S							.287	7.29	.600	15.24			6		112	19.62	P14
LW 138 35 0700S							.343	8.71	.700	17.78			7		98	17.16	P14
LW 138 35 0800S							.390	9.91	.800	20.32			8		85	14.89	P17
LW 138 35 1000S							.490	12.45	1.000	25.40			10		69	12.08	P20
LW 138 35 1300S							.646	16.41	1.300	33.02			13		54	9.46	P22
LW 138 35 1600S							.793	20.14	1.600	40.64			16		43	7.53	P22
LW 138 35 2000S							1.000	25.40	2.000	50.80			20		35	6.13	P24
LW 150 20 0300S	1.500	38.10	1.140	28.96	20	88.96	.129	3.28	.300	7.62	.016 x .133	.41 x 3.38	3	3.5	117	20.49	P10
LW 150 20 0400S							.164	4.17	.400	10.16			4		85	14.89	P13
LW 150 20 0500S							.213	5.41	.500	12.70			5		70	12.26	P13
LW 150 20 0600S							.247	6.27	.600	15.24			6		57	9.98	P14
LW 150 20 0700S							.301	7.65	.700	17.78			7		50	8.76	P14
LW 150 20 0800S							.337	8.56	.800	20.32			8		43	7.53	P18
LW 150 20 1000S							.430	10.92	1.000	25.40			10		35	6.13	P18
LW 150 20 1300S							.565	14.35	1.300	33.02			13		27	4.73	P21
LW 150 20 1600S							.694	17.63	1.600	40.64			16		22	3.85	P23
LW 150 20 2000S							.866	22.00	2.000	50.80			20		18	3.15	P24

REDUX WAVE SPRINGS



**SPECIAL INSTRUCTIONS FOR REDUX WAVE SERIES**

**PRICING:** See Inside Back Cover for up to 199 pricing; to price or order up to 599 pieces, visit [www.leespring.com](http://www.leespring.com); 600+ pieces, contact Lee Spring.  
**CUSTOM DESIGNS:** Custom Wave Spring designs are available on request; see Custom Springs Section for Wave Spring specification form.



# REDUX™ WAVE SPRINGS (INCH)

PLAIN ENDS • 17-7 PH Stainless Steel (Passivated)

REDUX WAVE SPRINGS

LEE STOCK NUMBER	HOLE DIAMETER		ROD DIAMETER		NOMINAL LOAD		WORKING HEIGHT		FREE HEIGHT		WIRE THICKNESS X RADIAL WALL		TURNS #	WAVES PER TURN #	SPRING RATE		PRICE GROUP
	IN.	MM	IN.	MM	LB.	N	IN.	MM	IN.	MM	IN.	MM			LB./IN.	N/MM	
LW 150 35 0300S	1.500	38.10	1.140	28.96	35	155.69	.122	3.10	.300	7.62	.018 x .133	.46 x 3.38	3	3.5	197	34.50	P10
LW 150 35 0400S							.158	4.01	.400	10.16			4		145	25.39	P13
LW 150 35 0500S							.206	5.23	.500	12.70			5		119	20.84	P13
LW 150 35 0600S							.241	6.12	.600	15.24			6		97	16.99	P17
LW 150 35 0700S							.291	7.39	.700	17.78			7		86	15.06	P17
LW 150 35 0800S							.324	8.23	.800	20.32			8		74	12.96	P18
LW 150 35 1000S							.409	10.39	1.000	25.40			10		59	10.33	P18
LW 150 35 1300S							.540	13.72	1.300	33.02			13		46	8.06	P20
LW 150 35 1600S							.657	16.69	1.600	40.64			16		37	6.48	P23
LW 150 35 2000S							.835	21.21	2.000	50.80			20		30	5.25	P24
LW 150 60 0300S	1.500	38.10	1.140	28.96	60	266.89	.166	4.22	.300	7.62	.018 x .133	.46 x 3.38	3	4.5	448	78.46	P14
LW 150 60 0400S							.216	5.49	.400	10.16			4		326	57.09	P16
LW 150 60 0500S							.278	7.06	.500	12.70			5		270	47.28	P16
LW 150 60 0600S							.329	8.36	.600	15.24			6		221	38.70	P17
LW 150 60 0700S							.390	9.91	.700	17.78			7		194	33.97	P17
LW 150 60 0800S							.443	11.25	.800	20.32			8		168	29.42	P19
LW 150 60 1000S							.555	14.10	1.000	25.40			10		135	23.64	P19
LW 150 60 1300S							.726	18.44	1.300	33.02			13		105	18.39	P21
LW 150 60 1600S							.890	22.61	1.600	40.64			16		85	14.89	P23
LW 150 60 2000S							1.119	28.42	2.000	50.80			20		68	11.91	P24
LW 175 25 0375S	1.750	44.45	1.340	34.04	25	111.21	.155	3.94	.375	9.53	.018 x .143	.46 x 3.63	3	3.5	114	19.96	P10
LW 175 25 0500S							.200	5.08	.500	12.70			4		83	14.54	P12
LW 175 25 0625S							.265	6.73	.625	15.88			5		69	12.08	P14
LW 175 25 0750S							.310	7.87	.750	19.05			6		57	9.98	P15
LW 175 25 0870S							.367	9.32	.870	22.10			7		50	8.76	P15
LW 175 25 1000S							.415	10.54	1.000	25.40			8		43	7.53	P16
LW 175 25 1250S							.523	13.28	1.250	31.75			10		34	5.95	P18
LW 175 25 1500S							.638	16.21	1.500	38.10			12		29	5.08	P22
LW 175 25 1750S							.737	18.72	1.750	44.45			14		25	4.38	P23
LW 175 25 2000S							.844	21.44	2.000	50.80			16		22	3.85	P23
LW 175 50 0375S	1.750	44.45	1.340	34.04	50	222.41	.188	4.78	.375	9.53	.018 x .143	.46 x 3.63	3	4.5	267	46.76	P10
LW 175 50 0500S							.244	6.20	.500	12.70			4		195	34.15	P12
LW 175 50 0625S							.315	8.00	.625	15.88			5		161	28.20	P14
LW 175 50 0750S							.374	9.50	.750	19.05			6		133	23.29	P15
LW 175 50 0870S							.452	11.48	.870	22.10			7		120	21.02	P15
LW 175 50 1000S							.505	12.83	1.000	25.40			8		101	17.69	P16
LW 175 50 1250S							.629	15.98	1.250	31.75			10		81	14.19	P18
LW 175 50 1500S							.768	19.51	1.500	38.10			12		68	11.91	P22
LW 175 50 1750S							.899	22.83	1.750	44.45			14		59	10.33	P23
LW 175 50 2000S							1.026	26.06	2.000	50.80			16		51	8.93	P23
LW 175 90 0375S	1.750	44.45	1.340	34.04	90	400.34	.232	5.89	.375	9.53	.024 x .148	.61 x 3.76	3	4.5	629	110.15	P10
LW 175 90 0500S							.314	7.98	.500	12.70			4		484	84.77	P12
LW 175 90 0625S							.409	10.39	.625	15.88			5		417	73.03	P14
LW 175 90 0750S							.482	12.24	.750	19.05			6		336	58.85	P15
LW 175 90 0870S							.577	14.66	.870	22.10			7		307	53.76	P17
LW 175 90 1000S							.651	16.54	1.000	25.40			8		258	45.18	P17
LW 175 90 1250S							.813	20.65	1.250	31.75			10		206	36.08	P20
LW 175 90 1500S							.980	24.89	1.500	38.10			12		173	30.30	P23
LW 175 90 1750S							1.147	29.13	1.750	44.45			14		149	26.09	P23
LW 175 90 2000S							1.317	33.45	2.000	50.80			16		132	23.12	P24

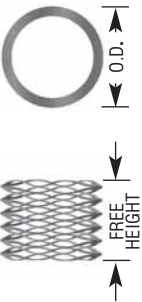
### SPECIAL INSTRUCTIONS FOR REDUX WAVE SERIES

**PRICING:** See Inside Back Cover for up to 199 pricing; to price or order up to 599 pieces, visit [www.leespring.com](http://www.leespring.com); 600+ pieces, contact Lee Spring.  
**CUSTOM DESIGNS:** Custom Wave Spring designs are available on request; see Custom Springs Section for Wave Spring specification form.



LEE STOCK NUMBER	HOLE DIAMETER		ROD DIAMETER		NOMINAL LOAD		WORKING HEIGHT		FREE HEIGHT		WIRE THICKNESS X RADIAL WALL		TURNS	WAVES PER TURN	SPRING RATE		PRICE GROUP	
	MM	IN.	MM	IN.	N	LB.	MM	IN.	MM	IN.	MM	IN.			#	#		N/MM
LWM06 006 0152S	6	.236	4	.157	6	1.35	0.61	.024	1.52	.060	.13	.005	3	2.5	6.56	37.46	P1	
LWM06 006 0203S							0.81	.032	2.03	.080					4	4.92	28.09	P1
LWM06 006 0254S							1.02	.040	2.54	.100					5	3.94	22.50	P1
LWM06 006 0305S							1.22	.048	3.05	.120					6	3.28	18.73	P1
LWM06 006 0356S							1.42	.056	3.56	.140					7	2.81	16.04	P2
LWM06 006 0406S							1.63	.064	4.06	.160					8	2.46	14.05	P3
LWM06 006 0457S							1.83	.072	4.57	.180					9	2.19	12.50	P4
LWM06 006 0559S							2.24	.088	5.59	.220					11	1.79	10.22	P4
LWM06 006 0660S							2.64	.104	6.60	.260					13	1.51	8.62	P5
LWM06 012 0152S	6	.236	4	.157	12	2.70	0.74	.029	1.52	.060	.15	.006	3	2.5	15.24	87.02	P1	
LWM06 012 0203S							0.97	.038	2.03	.080					4	11.25	64.24	P1
LWM06 012 0254S							1.22	.048	2.54	.100					5	9.09	51.90	P1
LWM06 012 0305S							1.47	.058	3.05	.120					6	7.62	43.51	P1
LWM06 012 0356S							1.70	.067	3.56	.140					7	6.47	36.94	P2
LWM06 012 0406S							1.96	.077	4.06	.160					8	5.69	32.49	P3
LWM06 012 0457S							2.18	.086	4.57	.180					9	5.03	28.72	P4
LWM06 012 0559S							2.69	.106	5.59	.220					11	4.14	23.64	P4
LWM06 012 0660S							3.18	.125	6.60	.260					13	3.50	19.98	P5
LWM08 015 0282S	8	.315	5	.197	15	3.37	1.70	.067	2.82	.111	.20	.008	3	2.5	13.42	76.63	P1	
LWM08 015 0376S							2.39	.094	3.76	.148					4	10.94	62.47	P1
LWM08 015 0470S							2.74	.108	4.70	.185					5	7.67	43.79	P1
LWM08 015 0564S							3.56	.140	5.64	.222					6	7.20	41.11	P1
LWM08 015 0658S							4.01	.158	6.58	.259					7	5.85	33.40	P2
LWM08 015 0752S							4.57	.180	7.52	.296					8	5.09	29.06	P3
LWM08 015 0846S							5.26	.207	8.46	.333					9	4.69	26.78	P4
LWM08 015 1034S							6.35	.250	10.34	.407					11	3.76	21.47	P8
LWM08 015 1222S							7.37	.290	12.22	.481					13	3.09	17.64	P8
LWM08 030 0282S	8	.315	5	.197	30	6.74	1.78	.070	2.82	.111	.25	.010	3	2.5	28.81	164.50	P1	
LWM08 030 0376S							2.54	.100	3.76	.148					4	24.61	140.52	P1
LWM08 030 0470S							3.05	.120	4.70	.185					5	18.17	103.75	P2
LWM08 030 0564S							3.81	.150	5.64	.222					6	16.40	93.64	P2
LWM08 030 0658S							4.32	.170	6.58	.259					7	13.27	75.77	P3
LWM08 030 0752S							4.95	.195	7.52	.296					8	11.69	66.75	P4
LWM08 030 0846S							5.59	.220	8.46	.333					9	10.45	59.67	P7
LWM08 030 1034S							6.86	.270	10.34	.407					11	8.62	49.22	P8
LWM08 030 1222S							7.87	.310	12.22	.481					13	6.91	39.46	P8
LWM10 018 0396S	10	.394	7	.276	18	4.05	1.91	.075	3.96	.156	.20	.008	3	2.5	8.75	49.96	P1	
LWM10 018 0528S							2.54	.100	5.28	.208					4	6.56	37.46	P2
LWM10 018 0660S							3.15	.124	6.60	.260					5	5.21	29.75	P2
LWM10 018 0792S							3.78	.149	7.92	.312					6	4.35	24.84	P3
LWM10 018 0925S							4.42	.174	9.25	.364					7	3.73	21.30	P4
LWM10 018 1057S							5.05	.199	10.57	.416					8	3.27	18.67	P5
LWM10 018 1189S							5.69	.224	11.89	.468					9	2.90	16.56	P6
LWM10 018 1321S							6.32	.249	13.21	.520					10	2.61	14.90	P7
LWM10 018 1453S							6.96	.274	14.53	.572					11	2.38	13.59	P7

REDUX WAVE SPRINGS



**SPECIAL INSTRUCTIONS FOR REDUX WAVE SERIES**

**PRICING:** See Inside Back Cover for up to 199 pricing; to price or order up to 599 pieces, visit [www.leespring.com](http://www.leespring.com); 600+ pieces, contact Lee Spring.  
**CUSTOM DESIGNS:** Custom Wave Spring designs are available on request; see Custom Springs Section for Wave Spring specification form.

# REDUX™ WAVE SPRINGS (METRIC)

PLAIN ENDS • 17-7 PH Stainless Steel (Passivated)

REDUX WAVE SPRINGS

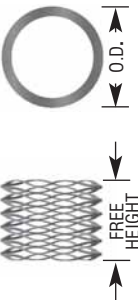
LEE STOCK NUMBER	HOLE DIAMETER		ROD DIAMETER		NOMINAL LOAD		WORKING HEIGHT		FREE HEIGHT		WIRE THICKNESS X RADIAL WALL		TURNS #	WAVES PER TURN #	SPRING RATE		PRICE GROUP	
	MM	IN.	MM	IN.	N	LB.	MM	IN.	MM	IN.	MM	IN.			N/MM	LB/IN.		
LWM10 035 0396S	10	.394	7	.276	35	7.87	2.03	.080	3.96	.156	.28	.011	3	2.5	18.13	103.52	P2	
LWM10 035 0528S							2.79	.110	5.28	.208					4	14.06	80.28	P3
LWM10 035 0660S							3.56	.140	6.60	.260					5	11.48	65.55	P3
LWM10 035 0792S							4.32	.170	7.92	.312					6	9.70	55.39	P4
LWM10 035 0925S							5.08	.200	9.25	.364					7	8.40	47.96	P4
LWM10 035 1057S							5.84	.230	10.57	.416					8	7.41	42.31	P5
LWM10 035 1189S							6.60	.260	11.89	.468					9	6.62	37.80	P7
LWM10 035 1321S							7.37	.290	13.21	.520					10	5.99	34.20	P7
LWM10 035 1453S							8.13	.320	14.53	.572					11	5.47	31.23	P7
LWM12 020 0434S	12	.472	9	.354	20	4.50	1.47	.058	4.34	.171	.20	.008	3	2.5	6.97	39.80	P2	
LWM12 020 0579S							1.98	.078	5.79	.228					4	5.25	29.98	P2
LWM12 020 0724S							2.46	.097	7.24	.285					5	4.19	23.92	P4
LWM12 020 0869S							2.95	.116	8.69	.342					6	3.48	19.87	P4
LWM12 020 1013S							3.45	.136	10.13	.399					7	2.99	17.07	P5
LWM12 020 1158S							3.94	.155	11.58	.456					8	2.62	14.96	P7
LWM12 020 1303S							4.45	.175	13.03	.513					9	2.33	13.30	P8
LWM12 020 1448S							4.93	.194	14.48	.570					10	2.09	11.93	P11
LWM12 020 1593S							5.44	.214	15.93	.627					11	1.91	10.91	P11
LWM12 040 0434S	12	.472	8.5	.335	40	8.99	2.36	.093	4.34	.171	.28	.011	3	2.5	20.19	115.28	P3	
LWM12 040 0579S							3.18	.125	5.79	.228					4	15.29	87.30	P3
LWM12 040 0724S							3.96	.156	7.24	.285					5	12.21	69.72	P5
LWM12 040 0869S							4.75	.187	8.69	.342					6	10.16	58.01	P5
LWM12 040 1013S							5.54	.218	10.13	.399					7	8.70	49.68	P7
LWM12 040 1158S							6.32	.249	11.58	.456					8	7.61	43.45	P9
LWM12 040 1303S							7.11	.280	13.03	.513					9	6.76	38.60	P9
LWM12 040 1448S							7.92	.312	14.48	.570					10	6.10	34.83	P13
LWM12 040 1593S							8.71	.343	15.93	.627					11	5.55	31.69	P14
LWM12 060 0434S	12	.472	8.5	.335	60	13.49	1.98	.078	4.34	.171	.30	.012	3	2.5	25.40	145.03	P1	
LWM12 060 0579S							2.64	.104	5.79	.228					4	19.05	108.77	P3
LWM12 060 0724S							3.30	.130	7.24	.285					5	15.24	87.02	P6
LWM12 060 0869S							3.99	.157	8.69	.342					6	12.77	72.92	P6
LWM12 060 1013S							4.65	.183	10.13	.399					7	10.94	62.47	P8
LWM12 060 1158S							5.31	.209	11.58	.456					8	9.56	54.59	P10
LWM12 060 1303S							5.97	.235	13.03	.513					9	8.50	48.53	P10
LWM12 060 1448S							6.63	.261	14.48	.570					10	7.64	43.62	P15
LWM12 060 1593S							7.29	.287	15.93	.627					11	6.95	39.68	P16
LWM14 022 0495S	14	.551	10	.394	22	4.95	2.18	.086	4.95	.195	.23	.009	3	2.5	7.95	45.39	P3	
LWM14 022 0660S							2.95	.116	6.60	.260					4	6.01	34.32	P3
LWM14 022 0826S							3.71	.146	8.26	.325					5	4.84	27.64	P3
LWM14 022 0991S							4.52	.178	9.91	.390					6	4.09	23.35	P8
LWM14 022 1156S							5.33	.210	11.56	.455					7	3.54	20.21	P8
LWM14 022 1321S							6.17	.243	13.21	.520					8	3.13	17.87	P9
LWM14 022 1486S							7.01	.276	14.86	.585					9	2.80	15.99	P10
LWM14 022 1651S							7.85	.309	16.51	.650					10	2.54	14.50	P14
LWM14 022 1816S							8.71	.343	18.16	.715					11	2.33	13.30	P17

### SPECIAL INSTRUCTIONS FOR REDUX WAVE SERIES

**PRICING:** See Inside Back Cover for up to 199 pricing; to price or order up to 599 pieces, visit [www.leespring.com](http://www.leespring.com); 600+ pieces, contact Lee Spring.  
**CUSTOM DESIGNS:** Custom Wave Spring designs are available on request; see Custom Springs Section for Wave Spring specification form.

LEE STOCK NUMBER	HOLE DIAMETER		ROD DIAMETER		NOMINAL LOAD		WORKING HEIGHT		FREE HEIGHT		WIRE THICKNESS X RADIAL WALL		TURNS	WAVES PER TURN	SPRING RATE		PRICE GROUP	
	MM	IN.	MM	IN.	N	LB.	MM	IN.	MM	IN.	MM	IN.			#	#		N/MM
LWM14 050 0495S	14	.551	10	.394	50	11.24	2.18	.086	4.95	.195	.30	.012	7	2.5	18.06	103.12	P3	
LWM14 050 0660S							2.95	.116	6.60	.260					4	13.67	78.05	P4
LWM14 050 0826S							3.71	.146	8.26	.325					5	11.00	62.81	P4
LWM14 050 0991S							4.52	.178	9.91	.390					6	9.29	53.04	P6
LWM14 050 1156S							5.33	.210	11.56	.455					7	8.03	45.85	P9
LWM14 050 1321S							6.17	.243	13.21	.520					8	7.11	40.60	P10
LWM14 050 1486S							7.01	.276	14.86	.585					9	6.37	36.37	P11
LWM14 050 1651S							7.85	.309	16.51	.650					10	5.77	32.95	P15
LWM14 050 1816S							8.71	.343	18.16	.715					11	5.29	30.21	P18
LWM14 080 0495S	14	.551	9	.354	80	17.98	3.15	.124	4.95	.195	.38	.015	6	2.5	44.36	253.29	P4	
LWM14 080 0660S							4.19	.165	6.60	.260					4	33.15	189.28	P5
LWM14 080 0826S							5.26	.207	8.26	.325					5	26.69	152.40	P5
LWM14 080 0991S							6.30	.248	9.91	.390					6	22.18	126.65	P7
LWM14 080 1156S							7.34	.289	11.56	.455					7	18.97	108.32	P10
LWM14 080 1321S							8.41	.331	13.21	.520					8	16.66	95.13	P11
LWM14 080 1486S							9.45	.372	14.86	.585					9	14.79	84.45	P12
LWM14 080 1651S							10.49	.413	16.51	.650					10	13.29	75.88	P16
LWM14 080 1816S							11.56	.455	18.16	.715					11	12.11	69.15	P19
LWM15 025 0518S	15	.591	11	.433	25	5.62	2.57	.101	5.18	.204	.25	.010	7	2.5	9.56	54.59	P6	
LWM15 025 0691S							3.43	.135	6.91	.272					4	7.18	41.00	P8
LWM15 025 0864S							4.27	.168	8.64	.340					5	5.72	32.66	P10
LWM15 025 1036S							5.13	.202	10.36	.408					6	4.78	27.29	P12
LWM15 025 1209S							5.99	.236	12.09	.476					7	4.10	23.41	P12
LWM15 025 1382S							6.83	.269	13.82	.544					8	3.58	20.44	P13
LWM15 025 1554S							7.70	.303	15.54	.612					9	3.19	18.21	P14
LWM15 025 1727S							8.53	.336	17.27	.680					10	2.86	16.33	P14
LWM15 025 1900S							9.40	.370	19.00	.748					11	2.60	14.85	P15
LWM15 050 0518S	15	.591	10	.394	50	11.24	3.43	.135	5.18	.204	.23	.009	6	3.5	28.53	162.90	P3	
LWM15 050 0691S							4.57	.180	6.91	.272					4	21.40	122.19	P4
LWM15 050 0864S							5.72	.225	8.64	.340					5	17.12	97.75	P5
LWM15 050 1036S							6.86	.270	10.36	.408					6	14.26	81.42	P6
LWM15 050 1209S							8.00	.315	12.09	.476					7	12.23	69.83	P9
LWM15 050 1382S							9.14	.360	13.82	.544					8	10.70	61.10	P10
LWM15 050 1554S							10.29	.405	15.54	.612					9	9.51	54.30	P11
LWM15 050 1727S							11.43	.450	17.27	.680					10	8.56	48.88	P15
LWM15 050 1900S							12.57	.495	19.00	.748					11	7.78	44.42	P15
LWM15 080 0518S	15	.591	10	.394	80	17.98	3.20	.126	5.18	.204	.25	.010	5	3.5	40.38	230.57	P3	
LWM15 080 0691S							4.19	.165	6.91	.272					4	29.44	168.10	P4
LWM15 080 0864S							5.23	.206	8.64	.340					5	23.50	134.18	P5
LWM15 080 1036S							6.27	.247	10.36	.408					6	19.56	111.69	P7
LWM15 080 1209S							7.32	.288	12.09	.476					7	16.75	95.64	P10
LWM15 080 1382S							8.36	.329	13.82	.544					8	14.65	83.65	P11
LWM15 080 1554S							9.40	.370	15.54	.612					9	13.01	74.29	P12
LWM15 080 1727S							10.46	.412	17.27	.680					10	11.75	67.09	P16
LWM15 080 1900S							11.51	.453	19.00	.748					11	10.68	60.98	P18

REDUX WAVE SPRINGS



**SPECIAL INSTRUCTIONS FOR REDUX WAVE SERIES**

**PRICING:** See Inside Back Cover for up to 199 pricing; to price or order up to 599 pieces, visit [www.leespring.com](http://www.leespring.com); 600+ pieces, contact Lee Spring.  
**CUSTOM DESIGNS:** Custom Wave Spring designs are available on request; see Custom Springs Section for Wave Spring specification form.

# REDUX™ WAVE SPRINGS (METRIC)

PLAIN ENDS • 17-7 PH Stainless Steel (Passivated)

REDUX WAVE SPRINGS

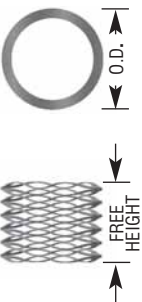
LEE STOCK NUMBER	HOLE DIAMETER		ROD DIAMETER		NOMINAL LOAD		WORKING HEIGHT		FREE HEIGHT		WIRE THICKNESS X RADIAL WALL		TURNS #	WAVES PER TURN #	SPRING RATE		PRICE GROUP										
	MM	IN.	MM	IN.	N	LB.	MM	IN.	MM	IN.	MM	IN.			N/MM	LB/IN.											
LWM16 025 0541S	16	.630	11	.433	25	5.62	2.11	.083	5.41	.213	.25	.010	3	2.5	7.57	43.22	P7										
LWM16 025 0721S							2.79	.110	7.21	.284					4	5.66	32.32	P9									
LWM16 025 0902S							3.51	.138	9.02	.355					5	4.54	25.92	P11									
LWM16 025 1082S							4.19	.165	10.82	.426					6	3.77	21.53	P11									
LWM16 025 1262S							4.90	.193	12.62	.497					7	3.24	18.50	P11									
LWM16 025 1623S							6.30	.248	16.23	.639					9	2.52	14.39	P14									
LWM16 025 1984S							7.70	.303	19.84	.781					11	2.06	11.76	P16									
LWM16 025 2344S							9.09	.358	23.44	.923					13	1.74	9.94	P19									
LWM16 055 0541S							16	.630	11	.433					55	12.36	3.63	.143	5.41	.213	.25	.010	3	3.5	30.93	176.61	P8
LWM16 055 0721S	4.83	.190	7.21	.284	4	23.04					131.56	P8															
LWM16 055 0902S	6.05	.238	9.02	.355	5	18.51					105.69	P11															
LWM16 055 1082S	7.24	.285	10.82	.426	6	15.36					87.70	P12															
LWM16 055 1262S	8.46	.333	12.62	.497	7	13.20					75.37	P13															
LWM16 055 1623S	10.87	.428	16.23	.639	9	10.26					58.58	P15															
LWM16 055 1984S	13.28	.523	19.84	.781	11	8.39					47.91	P17															
LWM16 055 2344S	15.70	.618	23.44	.923	13	7.10					40.54	P20															
LWM16 090 0541S	16	.630	11	.433	90	20.23					3.30	.130	5.41	.213			.30	.012	3	3.5					42.69	243.76	P9
LWM16 090 0721S							4.57	.180	7.21	.284	4	34.07	194.54	P9													
LWM16 090 0902S							5.59	.220	9.02	.355	5	26.25	149.88	P12													
LWM16 090 1082S							6.86	.270	10.82	.426	6	22.71	129.67	P13													
LWM16 090 1262S							7.87	.310	12.62	.497	7	18.95	108.20	P14													
LWM16 090 1623S							10.16	.400	16.23	.639	9	14.83	84.68	P16													
LWM16 090 1984S							12.45	.490	19.84	.781	11	12.18	69.55	P18													
LWM16 090 2344S							14.73	.580	23.44	.923	13	10.33	58.98	P21													
LWM18 030 0572S							18	.709	13	.512	30	6.74	3.63	.143	5.72	.225					.20	.008	3	3.5	14.40	82.22	P8
LWM18 030 0762S	4.75	.187	7.62	.300	4	10.45							59.67	P8													
LWM18 030 0953S	5.94	.234	9.53	.375	5	8.38							47.85	P11													
LWM18 030 1143S	7.14	.281	11.43	.450	6	6.99							39.91	P11													
LWM18 030 1334S	8.31	.327	13.34	.525	7	5.97							34.09	P14													
LWM18 030 1715S	10.69	.421	17.15	.675	9	4.65							26.55	P15													
LWM18 030 2286S	14.25	.561	22.86	.900	12	3.48							19.87	P19													
LWM18 055 0572S	18	.709	13	.512	55	12.36							3.68	.145	5.72	.225	.25	.010	3	3.5					27.07	154.57	P9
LWM18 055 0762S													4.98	.196	7.62	.300									4	20.82	118.88
LWM18 055 0953S							6.22	.245	9.53	.375	5	16.66	95.13	P12													
LWM18 055 1143S							7.47	.294	11.43	.450	6	13.88	79.25	P12													
LWM18 055 1334S							8.74	.344	13.34	.525	7	11.96	68.29	P15													
LWM18 055 1715S							11.23	.442	17.15	.675	9	9.29	53.04	P15													
LWM18 055 2286S							14.96	.589	22.86	.900	12	6.96	39.74	P17													
LWM18 090 0572S							18	.709	13	.512	90	20.23	3.84	.151	5.72	.225					.30	.012	3	3.5	47.88	273.39	P10
LWM18 090 0762S													5.13	.202	7.62	.300									4	36.16	206.47
LWM18 090 0953S	6.40	.252	9.53	.375	5	28.81							164.50	P13													
LWM18 090 1143S	7.70	.303	11.43	.450	6	24.10							137.61	P13													
LWM18 090 1334S	8.97	.353	13.34	.525	7	20.60							117.62	P16													
LWM18 090 1715S	11.53	.454	17.15	.675	9	16.03							91.53	P16													
LWM18 090 2286S	15.37	.605	22.86	.900	12	12.01							68.58	P18													

### SPECIAL INSTRUCTIONS FOR REDUX WAVE SERIES

**PRICING:** See Inside Back Cover for up to 199 pricing; to price or order up to 599 pieces, visit [www.leespring.com](http://www.leespring.com); 600+ pieces, contact Lee Spring.  
**CUSTOM DESIGNS:** Custom Wave Spring designs are available on request; see Custom Springs Section for Wave Spring specification form.

LEE STOCK NUMBER	HOLE DIAMETER		ROD DIAMETER		NOMINAL LOAD		WORKING HEIGHT		FREE HEIGHT		WIRE THICKNESS X RADIAL WALL		TURNS #	WAVES PER TURN #	SPRING RATE		PRICE GROUP
	MM	IN.	MM	IN.	N	LB.	MM	IN.	MM	IN.	MM	IN.			N/MM	LB/IN.	
LWM20 035 0632S	20	.787	15	.591	35	7.87	2.72	.107	6.32	.249	.20	.008	3	3.5	9.70	55.39	P5
LWM20 035 0843S							3.61	.142	8.43	.332					7.25	41.40	P7
LWM20 035 1054S							4.52	.178	10.54	.415					5.81	33.17	P8
LWM20 035 1265S							5.41	.213	12.65	.498					4.83	27.58	P11
LWM20 035 1476S							6.32	.249	14.76	.581					4.15	23.70	P12
LWM20 035 1897S							8.13	.320	18.97	.747					3.23	18.44	P14
LWM20 035 2530S							10.82	.426	25.30	.996					2.42	13.82	P17
LWM20 070 0632S	20	.787	14	.551	70	15.74	3.05	.120	6.32	.249	.25	.010	3	3.5	21.36	121.96	P6
LWM20 070 0843S							4.06	.160	8.43	.332					16.02	91.47	P8
LWM20 070 1054S							5.08	.200	10.54	.415					12.82	73.20	P10
LWM20 070 1265S							6.27	.247	12.65	.498					10.98	62.69	P12
LWM20 070 1476S							7.32	.288	14.76	.581					9.41	53.73	P13
LWM20 070 1897S							9.17	.361	18.97	.747					7.14	40.77	P17
LWM20 070 2530S							12.22	.481	25.30	.996					5.35	30.55	P19
LWM20 100 0632S	20	.787	14	.551	100	22.48	4.24	.167	6.32	.249	.33	.013	3	3.5	48.01	274.13	P7
LWM20 100 0843S							5.66	.223	8.43	.332					36.12	206.24	P9
LWM20 100 1054S							7.06	.278	10.54	.415					28.74	164.10	P12
LWM20 100 1265S							8.48	.334	12.65	.498					24.01	137.09	P13
LWM20 100 1476S							9.91	.390	14.76	.581					20.61	117.68	P14
LWM20 100 1897S							12.73	.501	18.97	.747					16.00	91.36	P19
LWM20 100 2530S							16.97	.668	25.30	.996					12.00	68.52	P20
LWM25 050 0663S	25	.984	19	.748	50	11.24	2.06	.081	6.63	.261	.25	.010	3	3.5	10.94	62.47	P6
LWM25 050 0884S							2.74	.108	8.84	.348					8.20	46.82	P7
LWM25 050 1105S							3.43	.135	11.05	.435					6.56	37.46	P9
LWM25 050 1326S							4.11	.162	13.26	.522					5.47	31.23	P10
LWM25 050 1547S							4.80	.189	15.47	.609					4.69	26.78	P12
LWM25 050 1989S							6.20	.244	19.89	.783					3.65	20.84	P14
LWM25 050 2652S							8.26	.325	26.52	1.044					2.74	15.65	P16
LWM25 080 0663S	25	.984	19	.748	80	17.98	2.95	.116	6.63	.261	.30	.012	3	3.5	21.72	124.02	P7
LWM25 080 0884S							3.94	.155	8.84	.348					16.32	93.19	P8
LWM25 080 1105S							4.90	.193	11.05	.435					13.01	74.29	P11
LWM25 080 1326S							5.89	.232	13.26	.522					10.86	62.01	P13
LWM25 080 1547S							6.88	.271	15.47	.609					9.32	53.22	P15
LWM25 080 1989S							8.84	.348	19.89	.783					7.24	41.34	P17
LWM25 080 2652S							11.79	.464	26.52	1.044					5.43	31.00	P19
LWM25 110 0663S	25	.984	19	.748	110	24.73	4.04	.159	6.63	.261	.38	.015	3	3.5	42.46	242.44	P8
LWM25 110 0884S							5.38	.212	8.84	.348					31.84	181.80	P10
LWM25 110 1105S							6.73	.265	11.05	.435					25.47	145.43	P12
LWM25 110 1326S							8.08	.318	13.26	.522					21.23	121.22	P14
LWM25 110 1547S							9.40	.370	15.47	.609					18.12	103.46	P16
LWM25 110 1989S							12.12	.477	19.89	.783					14.15	80.80	P18
LWM25 110 2652S							16.15	.636	26.52	1.044					10.61	60.58	P20

REDUX WAVE SPRINGS



**SPECIAL INSTRUCTIONS FOR REDUX WAVE SERIES**

**PRICING:** See Inside Back Cover for up to 199 pricing; to price or order up to 599 pieces, visit [www.leespring.com](http://www.leespring.com); 600+ pieces, contact Lee Spring.  
**CUSTOM DESIGNS:** Custom Wave Spring designs are available on request; see Custom Springs Section for Wave Spring specification form.



# REDUX™ WAVE SPRINGS (METRIC)

PLAIN ENDS • 17-7 PH Stainless Steel (Passivated)

REDUX WAVE SPRINGS

LEE STOCK NUMBER	HOLE DIAMETER		ROD DIAMETER		NOMINAL LOAD		WORKING HEIGHT		FREE HEIGHT		WIRE THICKNESS X RADIAL WALL		TURNS	WAVES PER TURN	SPRING RATE		PRICE GROUP
	MM	IN.	MM	IN.	N	LB.	MM	IN.	MM	IN.	MM	IN.			#	#	
LWM28 050 0724S	28	1.102	22	.866	50	11.24	3.76	.148	7.24	.285	.30	.012	3	3.5	14.37	82.05	P6
LWM28 050 0965S							5.00	.197	9.65	.380					10.76	61.44	P9
LWM28 050 1207S							6.27	.247	12.07	.475					8.63	49.28	P13
LWM28 050 1448S							7.52	.296	14.48	.570					7.18	41.00	P15
LWM28 050 1689S							8.79	.346	16.89	.665					6.17	35.23	P15
LWM28 050 1930S							10.03	.395	19.30	.760					5.39	30.78	P15
LWM28 050 2172S							11.28	.444	21.72	.855					4.79	27.35	P16
LWM28 050 2654S							13.79	.543	26.54	1.045					3.92	22.38	P17
LWM28 050 3137S							16.31	.642	31.37	1.235					3.32	18.96	P18
LWM28 080 0724S	28	1.102	22	.866	80	17.98	4.39	.173	7.24	.285	.38	.015	3	3.5	28.12	160.56	P7
LWM28 080 0965S							5.84	.230	9.65	.380					21.00	119.91	P10
LWM28 080 1207S							7.32	.288	12.07	.475					16.84	96.15	P14
LWM28 080 1448S							8.79	.346	14.48	.570					14.06	80.28	P16
LWM28 080 1689S							10.24	.403	16.89	.665					12.02	68.63	P16
LWM28 080 1930S							11.71	.461	19.30	.760					10.53	60.13	P16
LWM28 080 2172S							13.18	.519	21.72	.855					9.37	53.50	P17
LWM28 080 2654S							16.10	.634	26.54	1.045					7.66	43.74	P18
LWM28 080 3137S							19.02	.749	31.37	1.235					6.48	37.00	P19
LWM28 130 0724S	28	1.102	22	.866	130	29.23	4.57	.180	7.24	.285	.46	.018	3	3.5	48.74	278.30	P8
LWM28 130 0965S							6.07	.239	9.65	.380					36.30	207.27	P11
LWM28 130 1207S							7.59	.299	12.07	.475					29.08	166.04	P15
LWM28 130 1448S							9.12	.359	14.48	.570					24.26	138.52	P17
LWM28 130 1689S							10.64	.419	16.89	.665					20.81	118.82	P17
LWM28 130 1930S							12.17	.479	19.30	.760					18.21	103.98	P17
LWM28 130 2172S							13.69	.539	21.72	.855					16.20	92.50	P18
LWM28 130 2654S							16.71	.658	26.54	1.045					13.23	75.54	P19
LWM28 130 3137S							19.76	.778	31.37	1.235					11.20	63.95	P20
LWM30 050 0762S	30	1.181	24	.945	50	11.24	3.18	.125	7.62	.300	.30	.012	3	3.5	11.25	64.24	P9
LWM30 050 1016S							4.22	.166	10.16	.400					8.41	48.02	P9
LWM30 050 1270S							5.28	.208	12.70	.500					6.74	38.48	P14
LWM30 050 1524S							6.32	.249	15.24	.600					5.61	32.03	P15
LWM30 050 1778S							7.39	.291	17.78	.700					4.81	27.46	P15
LWM30 050 2032S							8.43	.332	20.32	.800					4.21	24.04	P15
LWM30 050 2286S							9.50	.374	22.86	.900					3.74	21.36	P16
LWM30 050 2794S							11.61	.457	27.94	1.100					3.06	17.47	P17
LWM30 050 3302S							13.72	.540	33.02	1.300					2.59	14.79	P21
LWM30 090 0762S	30	1.181	24	.945	90	20.23	3.51	.138	7.62	.300	.38	.015	3	3.5	21.87	124.88	P10
LWM30 090 1016S							4.70	.185	10.16	.400					16.48	94.10	P11
LWM30 090 1270S							5.87	.231	12.70	.500					13.17	75.20	P14
LWM30 090 1524S							7.04	.277	15.24	.600					10.97	62.64	P16
LWM30 090 1778S							8.20	.323	17.78	.700					9.40	53.67	P16
LWM30 090 2032S							9.37	.369	20.32	.800					8.22	46.94	P16
LWM30 090 2286S							10.54	.415	22.86	.900					7.31	41.74	P17
LWM30 090 2794S							12.90	.508	27.94	1.100					5.99	34.20	P18
LWM30 090 3302S							15.24	.600	33.02	1.300					5.06	28.89	P22

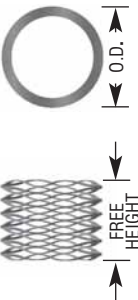
### SPECIAL INSTRUCTIONS FOR REDUX WAVE SERIES

**PRICING:** See Inside Back Cover for up to 199 pricing; to price or order up to 599 pieces, visit [www.leespring.com](http://www.leespring.com); 600+ pieces, contact Lee Spring.  
**CUSTOM DESIGNS:** Custom Wave Spring designs are available on request; see Custom Springs Section for Wave Spring specification form.



LEE STOCK NUMBER	HOLE DIAMETER		ROD DIAMETER		NOMINAL LOAD		WORKING HEIGHT		FREE HEIGHT		WIRE THICKNESS X RADIAL WALL		TURNS #	WAVES PER TURN #	SPRING RATE		PRICE GROUP	
	MM	IN.	MM	IN.	N	LB.	MM	IN.	MM	IN.	MM	IN.			N/MM	LB/IN.		
LWM30 130 0762S	30	1.181	24	.945	130	29.23	4.19	.165	7.62	.300	.46	.018	3	3.5	37.91	216.46	P11	
LWM30 130 1016S							5.59	.220	10.16	.400					4	28.43	162.33	P12
LWM30 130 1270S							6.99	.275	12.70	.500					5	22.75	129.90	P15
LWM30 130 1524S							8.38	.330	15.24	.600					6	18.96	108.26	P17
LWM30 130 1778S							9.78	.385	17.78	.700					7	16.25	92.79	P17
LWM30 130 2032S							11.18	.440	20.32	.800					8	14.22	81.19	P17
LWM30 130 2286S							12.57	.495	22.86	.900					9	12.64	72.17	P18
LWM30 130 2794S							15.37	.605	27.94	1.100					11	10.34	59.04	P19
LWM30 130 3302S							18.16	.715	33.02	1.300					13	8.75	49.96	P23
LWM35 070 0838S	35	1.378	27	1.063	70	15.74	3.94	.155	8.38	.330	.36	.014	3	3.5	15.75	89.93	P11	
LWM35 070 1118S							5.23	.206	11.18	.440					4	11.78	67.26	P14
LWM35 070 1397S							6.55	.258	13.97	.550					5	9.44	53.90	P15
LWM35 070 1676S							7.87	.310	16.76	.660					6	7.87	44.94	P16
LWM35 070 1956S							9.17	.361	19.56	.770					7	6.74	38.48	P17
LWM35 070 2235S							10.49	.413	22.35	.880					8	5.90	33.69	P18
LWM35 070 2515S							11.81	.465	25.15	.990					9	5.25	29.98	P19
LWM35 070 3073S							14.43	.568	30.73	1.210					11	4.29	24.50	P19
LWM35 070 3632S							17.04	.671	36.32	1.430					13	3.63	20.73	P19
LWM35 110 0838S	35	1.378	27	1.063	110	24.73	4.14	.163	8.38	.330	.41	.016	3	3.5	25.93	148.06	P12	
LWM35 110 1118S							5.51	.217	11.18	.440					4	19.42	110.89	P15
LWM35 110 1397S							6.88	.271	13.97	.550					5	15.52	88.62	P16
LWM35 110 1676S							8.26	.325	16.76	.660					6	12.93	73.83	P17
LWM35 110 1956S							9.63	.379	19.56	.770					7	11.08	63.27	P18
LWM35 110 2235S							11.02	.434	22.35	.880					8	9.71	55.44	P19
LWM35 110 2515S							12.40	.488	25.15	.990					9	8.63	49.28	P20
LWM35 110 3073S							15.14	.596	30.73	1.210					11	7.05	40.25	P20
LWM35 110 3632S							17.91	.705	36.32	1.430					13	5.97	34.09	P20
LWM35 160 0838S	35	1.378	27	1.063	160	35.97	4.04	.159	8.38	.330	.46	.018	3	3.5	36.84	210.35	P14	
LWM35 160 1118S							5.38	.212	11.18	.440					4	27.63	157.76	P16
LWM35 160 1397S							6.73	.265	13.97	.550					5	22.10	126.19	P17
LWM35 160 1676S							8.08	.318	16.76	.660					6	18.42	105.18	P18
LWM35 160 1956S							9.42	.371	19.56	.770					7	15.79	90.16	P19
LWM35 160 2235S							10.77	.424	22.35	.880					8	13.81	78.85	P20
LWM35 160 2515S							12.12	.477	25.15	.990					9	12.28	70.12	P21
LWM35 160 3073S							14.81	.583	30.73	1.210					11	10.05	57.38	P21
LWM35 160 3632S							17.50	.689	36.32	1.430					13	8.50	48.53	P21
LWM40 100 0914S	40	1.575	30	1.181	100	22.48	2.90	.114	9.14	.360	.41	.016	3	3.5	16.00	91.36	P13	
LWM40 100 1219S							3.86	.152	12.19	.480					4	12.00	68.52	P15
LWM40 100 1524S							4.80	.189	15.24	.600					5	9.58	54.70	P16
LWM40 100 1829S							5.77	.227	18.29	.720					6	7.99	45.62	P16
LWM40 100 2134S							6.73	.265	21.34	.840					7	6.85	39.11	P18
LWM40 100 2438S							7.70	.303	24.38	.960					8	5.99	34.20	P19
LWM40 100 2743S							8.66	.341	27.43	1.080					9	5.33	30.43	P19
LWM40 100 3353S							10.59	.417	33.53	1.320					11	4.36	24.90	P19
LWM40 100 3962S							12.52	.493	39.62	1.560					13	3.69	21.07	P19

REDUX WAVE SPRINGS



**SPECIAL INSTRUCTIONS FOR REDUX WAVE SERIES**

**PRICING:** See Inside Back Cover for up to 199 pricing; to price or order up to 599 pieces, visit [www.leespring.com](http://www.leespring.com); 600+ pieces, contact Lee Spring.  
**CUSTOM DESIGNS:** Custom Wave Spring designs are available on request; see Custom Springs Section for Wave Spring specification form.

# REDUX™ WAVE SPRINGS (METRIC)

PLAIN ENDS • 17-7 PH Stainless Steel (Passivated)

REDUX WAVE SPRINGS

LEE STOCK NUMBER	HOLE DIAMETER		ROD DIAMETER		NOMINAL LOAD		WORKING HEIGHT		FREE HEIGHT		WIRE THICKNESS X RADIAL WALL		TURNS #	WAVES PER TURN #	SPRING RATE		PRICE GROUP
	MM	IN.	MM	IN.	N	LB.	MM	IN.	MM	IN.	MM	IN.			N/MM	LB/IN.	
LWM40 150 0914S	40	1.575	30	1.181	150	33.72	5.44	.214	9.14	.360	.53	.021	3	3.5	40.45	230.97	P15
LWM40 150 1219S							7.24	.285	12.19	.480					30.28	172.90	P17
LWM40 150 1524S							9.04	.356	15.24	.600					24.20	138.18	P18
LWM40 150 1829S							10.85	.427	18.29	.720					20.16	115.11	P18
LWM40 150 2134S							12.65	.498	21.34	.840					17.27	98.61	P20
LWM40 150 2438S							14.48	.570	24.38	.960					15.14	86.45	P21
LWM40 150 2743S							16.28	.641	27.43	1.080					13.45	76.80	P21
LWM40 150 3353S							19.89	.783	33.53	1.320					11.00	62.81	P21
LWM40 150 3962S							23.50	.925	39.62	1.560					9.30	53.10	P21
LWM40 300 0914S	40	1.575	30	1.181	300	67.44	5.66	.223	9.14	.360	.46	.018	3	4.5	86.21	492.25	P14
LWM40 300 1219S							7.54	.297	12.19	.480					64.54	368.52	P16
LWM40 300 1524S							9.42	.371	15.24	.600					51.58	294.52	P17
LWM40 300 1829S							11.33	.446	18.29	.720					43.11	246.15	P17
LWM40 300 2134S							13.21	.520	21.34	.840					36.91	210.75	P19
LWM40 300 2438S							15.09	.594	24.38	.960					32.27	184.26	P20
LWM40 300 2743S							16.97	.668	27.43	1.080					28.67	163.70	P20
LWM40 300 3353S							20.75	.817	33.53	1.320					23.48	134.07	P20
LWM40 300 3962S							24.54	.966	39.62	1.560					19.88	113.51	P20
LWM45 110 0991S	45	1.772	35	1.378	110	24.73	3.38	.133	9.91	.390	.46	.018	3	3.5	16.85	96.21	P11
LWM45 110 1321S							4.52	.178	13.21	.520					12.66	72.29	P13
LWM45 110 1651S							5.64	.222	16.51	.650					10.12	57.78	P14
LWM45 110 1981S							6.76	.266	19.81	.780					8.43	48.13	P15
LWM45 110 2311S							7.90	.311	23.11	.910					7.23	41.28	P16
LWM45 110 2642S							9.02	.355	26.42	1.040					6.32	36.09	P17
LWM45 110 2972S							10.16	.400	29.72	1.170					5.62	32.09	P18
LWM45 110 3632S							12.40	.488	36.32	1.430					4.60	26.27	P21
LWM45 110 4293S							14.66	.577	42.93	1.690					3.89	22.21	P23
LWM45 225 0991S	45	1.772	35	1.378	225	50.58	5.33	.210	9.91	.390	.46	.018	3	4.5	49.21	280.98	P11
LWM45 225 1321S							6.99	.275	13.21	.520					36.16	206.47	P13
LWM45 225 1651S							9.14	.360	16.51	.650					30.55	174.44	P14
LWM45 225 1981S							10.80	.425	19.81	.780					24.95	142.46	P15
LWM45 225 2311S							12.70	.500	23.11	.910					21.61	123.39	P16
LWM45 225 2642S							14.48	.570	26.42	1.040					18.85	107.63	P17
LWM45 225 2972S							16.26	.640	29.72	1.170					16.71	95.41	P18
LWM45 225 3632S							19.81	.780	36.32	1.430					13.63	77.83	P21
LWM45 225 4293S							23.37	.920	42.93	1.690					11.50	65.66	P23
LWM45 400 0991S	45	1.772	35	1.378	400	89.92	6.43	.253	9.91	.390	.61	.024	3	4.5	114.95	656.35	P11
LWM45 400 1321S							8.38	.330	13.21	.520					82.88	473.24	P13
LWM45 400 1651S							11.20	.441	16.51	.650					75.35	430.24	P14
LWM45 400 1981S							12.95	.510	19.81	.780					58.33	333.06	P15
LWM45 400 2311S							15.37	.605	23.11	.910					51.63	294.80	P16
LWM45 400 2642S							17.27	.680	26.42	1.040					43.74	249.75	P17
LWM45 400 2972S							19.68	.775	29.72	1.170					39.87	227.65	P18
LWM45 400 3632S							24.26	.955	36.32	1.430					33.15	189.28	P22
LWM45 400 4293S							28.45	1.120	42.93	1.690					27.63	157.76	P24

### SPECIAL INSTRUCTIONS FOR REDUX WAVE SERIES

**PRICING:** See Inside Back Cover for up to 199 pricing; to price or order up to 599 pieces, visit [www.leespring.com](http://www.leespring.com); 600+ pieces, contact Lee Spring.  
**CUSTOM DESIGNS:** Custom Wave Spring designs are available on request; see Custom Springs Section for Wave Spring specification form.

# Belleville Spring Washer Series

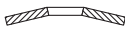
*High Load in Small Spaces*



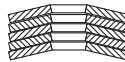
Lee Spring's series of Belleville Washers are ideal for applications requiring high loads in small spaces with minimal deflection.

Belleville Washers are often used to solve vibration, thermal expansion, relaxation and creep problems. The Lee Spring line of Belleville Washers are made of Type 300 Stainless Steel and are passivated to remove contaminants and further improve corrosion resistance. Type 300 Stainless Steel is slightly magnetic and is recommended for any application where the temperature is below 500° F (260° C). Lee Spring Belleville Washers are offered in a wide range of diameters and bolt sizes.

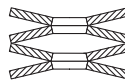
## VARIOUS CONFIGURATIONS OF BELLEVILLE WASHERS




**Single**  
ONE WASHER



**Parallel**  
ALL WASHERS STACKED  
THE SAME WAY



**Series**  
ALL WASHERS STACKED  
OPPOSITE EACH OTHER



**Series Parallel**  
A COMBINATION  
OF THE TWO

Belleville Washers can be stacked in series, parallel, or a combination of both to achieve varying loads and height. Belleville Washers can be used in 4 different ways:

A single Belleville Washer has a specific load for a given deflection. Two washers stacked in parallel will yield double the load of a single washer for the same deflection; three washers will yield triple the load; four washers will yield four times the load, etc.

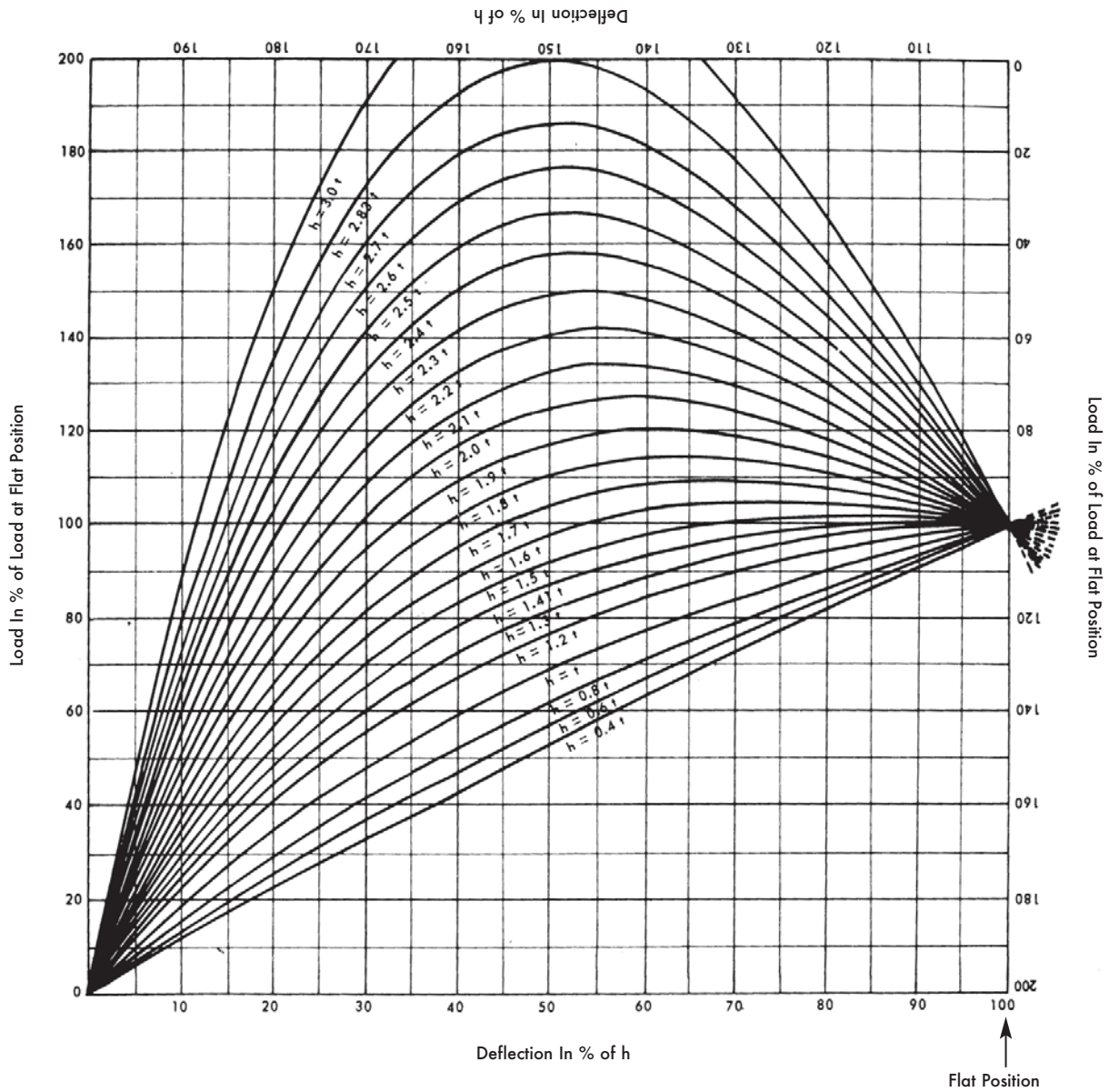
Alternatively, two washers stacked in series will yield double the deflection of a single washer for the same load; three washers will yield triple the deflection; four washers will yield four times the deflection, etc.

Various series-parallel combinations therefore can provide a wide variety of combined results of load versus deflection for the stack. Consequently, depending on the application, the designer can:

- Stack in parallel to increase the load.
- Stack in series to increase the deflection
- Adjust the load and deflection of a washer stack by adding or removing individual washers and/or the sequence in which they are used, whether in series or parallel.



*Lee Spring can manufacture custom Belleville spring washers to your specifications. Contact us today!*

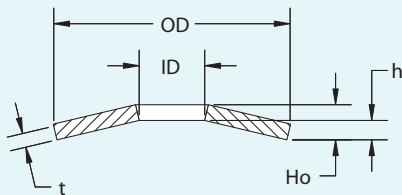


## SELECTING BELLEVILLE WASHERS

Lee Spring Belleville Washer part numbers reflect three of the key measurement parameters. As shown in the diagram below the washer part number is configured as follows:

Washer Part Number **093-005-188**

Measurement Parameters	ID	t	OD
------------------------	----	---	----



- ID** Represents the washer inside diameter. This is a *minimum* measurement and reflects the **bolt size** that the washer will accommodate.
- t** Represents the washer material thickness as well as the washer solid (flat) height.
- OD** Represents the washer outside diameter. This outside diameter is the *maximum* outside diameter as supplied and prior to loading.

### OTHER IMPORTANT CONSIDERATIONS ARE:

- Ho** Overall Height, unloaded
- h**  $h = Ho - t$
- Pmax** Load at flat (the load at full compression)

In order to obtain intermediate loads for Belleville Washers, you can use the Load-Deflection diagram above.

# Belleville Spring Washer Series

## Guide to using tables

**Lee Stock Number:**  
Lee Spring Part Number

**Inside Diameter (ID):**  
Nominal hole size of washer's inside.

**Thickness (t):**  
Material thickness.

**Calculated Load at Flat (Pmax):**  
Load when the spring washer is fully compressed.

**Price Group:**  
Reference for price list. **See fold-out section at rear of book.**

LEE STOCK NUMBER	BOLT SIZE	INSIDE DIAMETER (ID)		OUTSIDE DIAMETER (OD)		THICKNESS (t)		OVERALL HEIGHT UNLOADED (Ho)		CALCULATED LOAD AT FLAT (Pmax)		PRICE GROUP
		IN.	MM	IN.	MM	IN.	MM	IN.	MM	LB.	KG	
093-005-188	3/32	.093	2.36	.188	4.78	.005	.13	.014	.36	5.7	2.6	W2
093-006-188				.188	4.78	.006	.15	.015	.38	9.8	4.5	W2
093-007-188				.188	4.78	.007	.18	.014	.36	12.1	5.5	W2
093-009-188				.188	4.78	.009	.23	.014	.36	18.4	8.4	W2
093-010-188				.188	4.78	.010	.25	.015	.38	25.3	11.5	W2
125-012-236				.236	5.99	.012	.30	.018	.46	21.7	15.7	W1
125-013-250				.250	6.35	.012	.30	.018	.46	21.7	15.7	W1

**Bolt Size:**  
Suggested maximum bolt size to guide the inside of the washer.

**Outside Diameter (OD):**  
Nominal outside diameter of the washer. If used in a containment hole the hole must be greater than this dimension.

**Overall Height Unloaded (Ho):**  
The height of the washer in the unloaded position.

### Additional Information

- Belleville Washers manufactured from Type 300 Stainless Steel with passivated finish in accordance with ASTM A967.
- To minimize friction and optimize load, ensure stack of springs are guided over a rod or within a bore or cylinder.

### How to Determine Price

1. Select the spring you want by LEE STOCK NUMBER.
2. Read across to the last column PRICE GROUP to obtain the price code; when applicable, select the price code that corresponds to the material type required.
3. Refer to the PRICE GROUP in the appropriate pricing chart by spring type located in the back of this catalog for pricing up to 199 pieces of an item.
4. Prices subject to change without notice.

**FREE SHIPPING AVAILABLE**

See Price List in back of catalog for details.

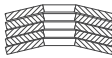


# BELLEVILLE SPRING WASHERS

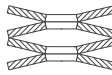
300 SERIES • Stainless Steel (Passivated)



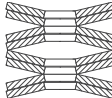
Single Disk



Parallel



Series



Series Parallel

BELLEVILLE SPRING WASHERS

LEE STOCK NUMBER	BOLT SIZE	INSIDE DIAMETER (ID)		OUTSIDE DIAMETER (OD)		THICKNESS (t)		OVERALL HEIGHT UNLOADED (Ho)		CALCULATED LOAD AT FLAT (Pmax)		PRICE GROUP
		IN.	MM	IN.	MM	IN.	MM	IN.	MM	LB.	KG	
093-005-188	3/32	.093	2.36	.188	4.78	.005	.13	.014	.36	5.7	2.6	W2
093-006-188				.188	4.78	.006	.15	.015	.38	9.8	4.5	W2
093-007-188				.188	4.78	.007	.18	.014	.36	12.1	5.5	W2
093-009-188				.188	4.78	.009	.23	.014	.36	18.4	8.4	W2
093-010-188				.188	4.78	.010	.25	.015	.38	25.3	11.5	W2
125-012-236	1/8	.125	3.18	.236	5.99	.012	.30	.018	.46	34.7	15.7	W1
125-008-250				.250	6.35	.008	.20	.016	.41	11.8	5.3	W1
125-013-250				.250	6.35	.013	.33	.020	.51	44.3	20.1	W1
125-012-394				.394	10.01	.012	.30	.026	.66	24.9	11.3	W2
125-016-394				.394	10.01	.016	.41	.028	.71	50.6	22.9	W2
125-020-394	.394	10.01	.020	.51	.030	.76	82.3	37.4	W2			
138-010-281	#6	.138	3.51	.281	7.14	.010	.25	.020	.51	22.6	10.2	W1
138-012-281				.281	7.14	.012	.30	.019	.48	27.3	12.4	W1
138-013-281				.281	7.14	.013	.33	.021	.53	39.7	18.0	W1
138-015-281				.281	7.14	.015	.38	.023	.58	60.9	27.6	W1
138-022-437				.437	11.10	.022	.56	.032	.81	89.1	40.4	W3
148-009-281	#6	.148	3.76	.281	7.14	.009	.23	.017	.43	13.7	6.2	W1
148-011-281				.281	7.14	.011	.28	.017	.43	18.8	8.5	W1
148-013-281				.281	7.14	.013	.33	.019	.48	31.0	14.1	W1
148-015-281				.281	7.14	.015	.38	.024	.61	71.4	32.4	W1
				.281	7.14	.015	.38	.024	.61	71.4	32.4	W1
156-009-312	5/32	.156	3.96	.312	7.92	.009	.23	.020	.51	14.8	6.7	W1
156-010-312				.312	7.92	.010	.25	.020	.51	18.5	8.4	W1
156-011-312				.312	7.92	.011	.28	.022	.56	27.1	12.3	W1
				156-013-312	.312	7.92	.013	.33	.021	.53	32.5	14.7
156-015-312				.312	7.92	.015	.38	.023	.58	49.9	22.6	W1
156-017-312				.312	7.92	.017	.43	.024	.61	63.6	28.8	W1
165-013-343	#8	.165	4.19	.343	8.71	.013	.33	.024	.61	36.2	16.4	W2
165-016-343				.343	8.71	.016	.41	.026	.66	61.4	27.8	W2
165-018-343				.343	8.71	.018	.46	.028	.71	87.4	39.6	W3
165-016-394				.394	10.01	.016	.41	.028	.71	52.9	24.0	W2
				165-020-394	.394	10.01	.020	.51	.030	.76	86.1	39.1
165-016-472				.472	11.99	.016	.41	.031	.79	44.5	20.2	W2
165-020-472				.472	11.99	.020	.51	.033	.84	75.2	34.1	W3
165-024-472				.472	11.99	.024	.61	.039	.99	150.0	68.0	W3
187-012-375	3/16	.187	4.75	.375	9.53	.012	.30	.024	.61	26.5	12.0	W1
187-015-375				.375	9.53	.015	.38	.025	.64	43.1	19.6	W1
187-017-375				.375	9.53	.017	.43	.026	.66	56.5	25.6	W1
				187-020-375	.375	9.53	.020	.51	.029	.74	92.0	41.7
187-022-375				.375	9.53	.022	.56	.030	.76	108.8	49.4	W1
187-025-375				.375	9.53	.025	.64	.031	.79	119.7	54.3	W2
187-028-375				.375	9.53	.028	.71	.033	.84	140.2	63.6	W2
187-030-375				.375	9.53	.030	.76	.036	.91	206.9	93.9	W2
187-020-562				.562	14.27	.020	.51	.037	.94	69.0	31.3	W3
187-028-562				.562	14.27	.028	.71	.042	1.07	156.0	70.8	W3

### SPECIAL INSTRUCTIONS FOR BELLEVILLE SPRING WASHERS

**PRICING:** See Inside Back Cover for up to 199 pricing. To price or order up to 1000 pcs. visit [leespring.com](http://leespring.com); 1000+ pcs. contact Lee Spring.



# BELLEVILLE SPRING WASHERS

300 SERIES • Stainless Steel (Passivated)

LEE STOCK NUMBER	BOLT SIZE	INSIDE DIAMETER (ID)		OUTSIDE DIAMETER (OD)		THICKNESS (t)		OVERALL HEIGHT UNLOADED (Ho)		CALCULATED LOAD AT FLAT (Pmax)		PRICE GROUP 300 Series Stainless
		IN.	MM	IN.	MM	IN.	MM	IN.	MM	LB.	KG	
205-010-394	#10	.205	5.21	.394	10.01	.010	.25	.022	.56	14.2	6.5	W2
205-016-394				.394	10.01	.016	.41	.028	.71	58.3	26.5	W2
205-020-394				.394	10.01	.020	.51	.030	.76	94.9	43.1	W3
205-020-472				.472	11.99	.020	.51	.035	.89	91.1	41.3	W3
205-024-472				.472	11.99	.024	.61	.037	.94	136.4	61.9	W3
205-024-591				.591	15.01	.024	.61	.041	1.04	108.3	49.1	W3
218-016-437	#12	.218	5.54	.437	11.10	.016	.41	.031	.79	57.8	26.2	W2
218-020-437				.437	11.10	.020	.51	.032	.81	90.3	41.0	W2
218-023-437				.437	11.10	.023	.58	.034	.86	125.9	57.1	W3
218-035-687				.687	17.45	.035	.89	.050	1.27	217.7	98.8	W3
250-024-472	1/4	.250	6.35	.472	11.99	.024	.61	.037	.94	150.4	68.2	W3
250-015-500	1/4	.250	6.35	.500	12.70	.015	.38	.028	.71	31.6	14.3	W2
250-017-500				.500	12.70	.017	.43	.029	.74	42.4	19.2	W1
250-018-500				.500	12.70	.018	.46	.030	.76	50.4	22.8	W1
250-020-500				.500	12.70	.020	.51	.032	.81	69.1	31.3	W1
250-023-500				.500	12.70	.023	.58	.036	.91	113.8	51.6	W1
250-024-500				.500	12.70	.024	.61	.038	.97	139.3	63.2	W2
250-025-500				.500	12.70	.025	.64	.039	.99	157.4	71.4	W2
250-038-500				.500	12.70	.038	.97	.047	1.19	355.3	161.2	W3
250-042-562				.562	14.27	.042	1.07	.055	1.40	520.0	235.9	W3
250-020-591				1/4	.250	6.35	.591	15.01	.020	.51	.039	.99
250-024-591	.591	15.01	.024				.61	.041	1.04	112.8	51.2	W3
250-028-591	.591	15.01	.028				.71	.043	1.09	158.1	71.7	W3
250-032-637	1/4	.250	6.35	.637	16.18	.032	.81	.048	1.22	212.4	96.4	W3
250-052-687				.687	17.45	.052	1.32	.069	1.75	820.9	372.4	W7
250-025-750				.750	19.05	.025	.64	.049	1.24	106.9	48.5	W2
250-036-750				.750	19.05	.036	.91	.054	1.37	239.4	108.6	W3
250-052-750				.750	19.05	.052	1.32	.065	1.65	521.1	236.4	W9
250-061-812				.812	20.62	.061	1.55	.084	2.13	1263.3	573.0	W11
250-050-875				.875	22.23	.050	1.27	.066	1.68	416.1	188.8	W9
250-075-875				.875	22.23	.075	1.91	.086	2.18	965.6	438.0	W11
250-070-937				.937	23.80	.070	1.78	.100	2.54	1868.8	847.7	W11
283-014-551				9/32	.283	7.19	.551	14.00	.014	.36	.031	.79
283-020-551	.551	14.00	.020				.51	.035	.89	72.2	32.8	W3
283-031-551	.551	14.00	.031				.79	.043	1.09	215.2	97.6	W3
283-050-875	.875	22.23	.050				1.27	.066	1.68	417.9	189.6	W9
283-075-875	.875	22.23	.075				1.91	.086	2.18	969.7	439.8	W11

BELLEVILLE SPRING WASHERS

### SPECIAL INSTRUCTIONS FOR BELLEVILLE SPRING WASHERS

**PRICING:** See Inside Back Cover for up to 199 pricing. To price or order up to 1000 pcs. visit [leespring.com](http://leespring.com); 1000+ pcs. contact Lee Spring.

# BELLEVILLE SPRING WASHERS

300 SERIES • Stainless Steel (Passivated)

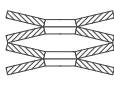
BELLEVILLE SPRING WASHERS



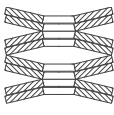
Single Disk



Parallel



Series



Series Parallel

LEE STOCK NUMBER	BOLT SIZE	INSIDE DIAMETER (ID)		OUTSIDE DIAMETER (OD)		THICKNESS (t)		OVERALL HEIGHT UNLOADED (Ho)		CALCULATED LOAD AT FLAT (Pmax)		PRICE GROUP
		IN.	MM	IN.	MM	IN.	MM	IN.	MM	LB.	KG	
312-023-625	5/16	.312	7.92	.625	15.88	.023	.58	.037	.94	78.4	35.5	W3
312-024-625				.625	15.88	.024	.61	.040	1.02	101.8	46.2	W3
312-025-625				.625	15.88	.025	.64	.042	1.07	122.2	55.4	W3
312-028-625				.625	15.88	.028	.71	.042	1.07	141.4	64.1	W3
312-030-625				.625	15.88	.030	.76	.044	1.12	173.9	78.9	W3
312-031-625				.625	15.88	.031	.79	.048	1.22	233.0	105.7	W3
312-047-625				.625	15.88	.047	1.19	.059	1.50	573.2	260.0	W6
312-052-687				.687	17.45	.052	1.32	.068	1.73	819.3	371.6	W9
312-040-875				.875	22.23	.040	1.02	.057	1.45	229.6	104.2	W5
312-030-937				.937	23.80	.030	.76	.060	1.52	147.9	67.1	W6
312-045-937				.937	23.80	.045	1.14	.067	1.70	366.2	166.1	W7
312-070-937				.937	23.80	.070	1.78	.094	2.39	1503.5	682.0	W13
312-080-1000				1.000	25.40	.080	2.03	.111	2.82	2533.9	1149.3	W14
323-020-709				5/16	.323	8.20	.709	18.01	.020	.51	.043	1.09
323-028-709	.709	18.01	.028				.71	.049	1.24	157.8	71.6	W3
323-031-709	.709	18.01	.031				.79	.051	1.30	204.0	92.5	W4
323-039-709	.709	18.01	.039				.99	.055	1.40	324.9	147.4	W6
323-028-787	.787	19.99	.028				.71	.053	1.35	147.3	66.8	W3
323-035-787	.787	19.99	.035				.89	.057	1.45	253.1	114.8	W4
323-028-906	.906	23.01	.028				.71	.059	1.50	134.0	60.8	W4
323-035-906	.906	23.01	.035				.89	.063	1.60	236.3	107.2	W4
344-090-1000	11/32	.344	8.74	1.000	25.40	.090	2.29	.102	2.59	1407.4	638.4	W19
344-062-1125				1.125	28.58	.062	1.57	.083	2.11	630.8	286.1	W12
375-025-750	3/8	.375	9.53	.750	19.05	.025	.64	.040	1.02	75.0	34.0	W3
375-028-750				.750	19.05	.028	.71	.042	1.07	98.3	44.6	W3
375-030-750				.750	19.05	.030	.76	.044	1.12	120.9	54.8	W3
375-032-750				.750	19.05	.032	.81	.046	1.17	146.7	66.5	W3
375-035-750				.750	19.05	.035	.89	.055	1.40	274.2	124.4	W3
375-038-750				.750	19.05	.038	.97	.048	1.22	175.5	79.6	W4
375-040-750				.750	19.05	.040	1.02	.059	1.50	388.9	176.4	W4
375-042-750				.750	19.05	.042	1.07	.052	1.32	236.9	107.5	W5
375-044-750				.750	19.05	.044	1.12	.054	1.37	272.4	123.6	W5
375-057-750				.750	19.05	.057	1.45	.070	1.78	769.9	349.2	W8
375-062-750				.750	19.05	.062	1.57	.078	1.98	1219.4	553.1	W8
375-076-750				.750	19.05	.076	1.93	.108	2.74	4492.1	2037.6	W13
375-047-950				.950	24.13	.047	1.19	.068	1.73	397.7	180.4	W8
375-042-970				.970	24.64	.042	1.07	.057	1.45	193.6	87.8	W6
375-080-1000				1.000	25.40	.080	2.03	.109	2.77	2418.8	1097.1	W14
375-053-1125				1.125	28.58	.053	1.35	.080	2.03	509.3	231.0	W11
375-078-1125				1.125	28.58	.078	1.98	.097	2.46	1142.5	518.2	W14
375-089-1188				1.188	30.18	.089	2.26	.121	3.07	2553.3	1158.2	W18
406-062-875	13/32	.406	10.31	.875	22.23	.062	1.57	.074	1.88	647.7	293.8	W11
406-089-875				.875	22.23	.089	2.26	.100	2.54	1756.3	796.6	W18
406-109-875				.875	22.23	.109	2.77	.124	3.15	4399.6	1995.6	W22
406-062-1000				1.000	25.40	.062	1.57	.092	2.34	1185.1	537.5	W12
406-105-1000				1.000	25.40	.105	2.67	.118	3.00	2494.3	1131.4	W22
406-098-1188				1.188	30.18	.098	2.49	.119	3.02	2251.4	1021.2	W21
406-105-1188				1.188	30.18	.105	2.67	.125	3.18	2637.3	1196.2	W22
406-074-1250				1.250	31.75	.074	1.88	.098	2.49	996.1	451.8	W14

### SPECIAL INSTRUCTIONS FOR BELLEVILLE SPRING WASHERS

**PRICING:** See Inside Back Cover for up to 199 pricing. To price or order up to 1000 pcs. visit [leespring.com](http://leespring.com); 1000+ pcs. contact Lee Spring.

# BELLEVILLE SPRING WASHERS

300 SERIES • Stainless Steel (Passivated)

LEE STOCK NUMBER	BOLT SIZE	INSIDE DIAMETER (ID)		OUTSIDE DIAMETER (OD)		THICKNESS (t)		OVERALL HEIGHT UNLOADED (Ho)		CALCULATED LOAD AT FLAT (Pmax)		PRICE GROUP			
		IN.	MM	IN.	MM	IN.	MM	IN.	MM	LB.	KG				
437-025-875	7/16	.437	11.10	.875	22.23	.025	.64	.052	1.32	99.1	44.9	W4			
437-028-875				.875	22.23	.028	.71	.056	1.42	144.3	65.5	W4			
437-031-875				.875	22.23	.031	.79	.059	1.50	195.9	88.8	W4			
437-035-875				.875	22.23	.035	.89	.058	1.47	231.5	105.0	W5			
437-038-875				.875	22.23	.038	.97	.059	1.50	270.6	122.7	W5			
437-040-875				.875	22.23	.040	1.02	.060	1.52	300.5	136.3	W5			
437-042-875				.875	22.23	.042	1.07	.062	1.57	347.9	157.8	W5			
437-059-875				.875	22.23	.059	1.50	.083	2.11	1157.3	525.0	W10			
437-035-1000				1.000	25.40	.035	.89	.067	1.70	232.5	105.4	W4			
437-040-1000				1.000	25.40	.040	1.02	.071	1.80	336.2	152.5	W5			
437-050-1000				1.000	25.40	.050	1.27	.085	2.16	741.3	336.2	W9			
437-080-1000				1.000	25.40	.080	2.03	.106	2.69	2255.6	1023.1	W14			
480-049-906				15/32	.480	12.19	.906	23.01	.049	1.24	.073	1.85	641.2	290.9	W8
480-028-984							.984	24.99	.028	.71	.063	1.60	140.9	63.9	W4
480-049-984	.984	24.99	.049				1.24	.077	1.96	604.0	274.0	W9			
480-059-1240	1.240	31.50	.059				1.50	.093	2.36	744.4	337.7	W12			
500-042-830	1/2	.500	12.70	.830	21.08	.042	1.07	.067	1.70	559.3	253.7	W5			
500-089-928				.928	23.57	.089	2.26	.107	2.72	2779.3	1260.7	W18			
500-030-1000				1.000	25.40	.030	.76	.049	1.24	92.3	41.9	W3			
500-033-1000				1.000	25.40	.033	.84	.052	1.32	122.8	55.7	W3			
500-035-1000				1.000	25.40	.035	.89	.057	1.45	169.7	77.0	W4			
500-038-1000				1.000	25.40	.038	.97	.058	1.47	197.4	89.5	W8			
500-042-1000				1.000	25.40	.042	1.07	.060	1.52	239.9	108.8	W8			
500-045-1000				1.000	25.40	.045	1.14	.061	1.55	262.3	119.0	W8			
500-050-1000				1.000	25.40	.050	1.27	.075	1.91	562.1	255.0	W9			
500-073-1000				1.000	25.40	.073	1.85	.091	2.31	1259.6	571.3	W13			
500-080-1000				1.000	25.40	.080	2.03	.103	2.62	2118.3	960.8	W14			
500-100-1063				1.063	27.00	.100	2.54	.116	2.95	2470.1	1120.4	W19			
500-039-1100				1.100	27.94	.039	.99	.074	1.88	295.0	133.8	W6			
500-049-1100				1.100	27.94	.049	1.24	.083	2.11	568.4	257.8	W9			
500-059-1100				1.100	27.94	.059	1.50	.087	2.21	817.1	370.6	W12			
500-062-1125				1.125	28.58	.062	1.57	.083	2.11	674.1	305.8	W12			
500-125-1125				1.125	28.58	.125	3.18	.145	3.68	5261.1	2386.4	W25			
500-060-1262				1.262	32.05	.060	1.52	.091	2.31	692.7	314.2	W12			
500-098-1312				1.312	33.32	.098	2.49	.131	3.33	2948.3	1337.3	W22			
500-104-1312				1.312	33.32	.104	2.64	.144	3.66	4271.1	1937.3	W22			
500-112-1312				1.312	33.32	.112	2.84	.141	3.58	3867.5	1754.3	W22			
500-030-1375				1.375	34.93	.030	.76	.066	1.68	83.3	37.8	W6			
500-032-1375				1.375	34.93	.032	.81	.070	1.78	106.7	48.4	W6			
500-038-1375				1.375	34.93	.038	.97	.082	2.08	207.0	93.9	W13			
500-045-1375				1.375	34.93	.045	1.14	.095	2.41	390.6	177.2	W13			
500-087-1375				1.375	34.93	.087	2.21	.123	3.12	2032.1	921.8	W16			
500-047-1500				1.500	38.10	.047	1.19	.093	2.36	340.4	154.4	W13			
500-070-1500				1.500	38.10	.070	1.78	.104	2.64	831.2	377.0	W13			
500-080-1500				1.500	38.10	.080	2.03	.098	2.49	656.9	298.0	W18			
500-102-1500				1.500	38.10	.102	2.59	.128	3.25	1966.6	892.0	W21			
500-140-1625				1.625	41.28	.140	3.56	.168	4.27	4642.2	2105.6	W32			

BELLEVILLE SPRING WASHERS

### SPECIAL INSTRUCTIONS FOR BELLEVILLE SPRING WASHERS

**PRICING:** See Inside Back Cover for up to 199 pricing. To price or order up to 1000 pcs. visit [leespring.com](http://leespring.com); 1000+ pcs. contact Lee Spring.

# BELLEVILLE SPRING WASHERS


300 SERIES • Stainless Steel (Passivated)




Single Disk



Parallel



Series



Series Parallel

BELLEVILLE SPRING WASHERS

LEE STOCK NUMBER	BOLT SIZE	INSIDE DIAMETER (ID)		OUTSIDE DIAMETER (OD)		THICKNESS (t)		OVERALL HEIGHT UNLOADED (Ho)		CALCULATED LOAD AT FLAT (Pmax)		PRICE GROUP			
		IN.	MM	IN.	MM	IN.	MM	IN.	MM	LB.	KG				
531-062-1000	17/32	.531	13.49	1.000	25.40	.062	1.57	.085	2.16	1023.4	464.2	W12			
531-090-1063				1.063	27.00	.090	2.29	.106	2.69	1855.8	841.8	W19			
531-062-1125				1.125	28.58	.062	1.57	.083	2.11	690.9	313.4	W12			
531-074-1218				1.218	30.94	.074	1.88	.104	2.64	1387.3	629.3	W14			
531-062-1250				1.250	31.75	.062	1.57	.092	2.34	768.2	348.5	W12			
531-078-1250				1.250	31.75	.078	1.98	.103	2.62	1274.7	578.2	W14			
531-090-1250				1.250	31.75	.090	2.29	.114	2.90	1879.8	852.7	W19			
531-125-1250				1.250	31.75	.125	3.18	.143	3.63	3777.3	1713.4	W25			
531-100-1375				1.375	34.93	.100	2.54	.120	3.05	1733.1	786.1	W21			
531-095-1500				1.500	38.10	.095	2.41	.125	3.18	1845.6	837.1	W20			
562-038-1125	9/16	.562	14.27	1.125	28.58	.038	.97	.073	1.85	272.8	123.8	W5			
562-057-1125				1.125	28.58	.057	1.45	.084	2.13	710.3	322.2	W11			
562-105-1625				1.625	41.28	.105	2.67	.135	3.43	2117.1	960.3	W23			
593-089-1188	19/32	.593	15.06	1.188	30.18	.089	2.26	.115	2.92	2333.9	1058.6	W18			
625-050-1125	5/8	.625	15.88	1.125	28.58	.050	1.27	.068	1.73	343.2	155.7	W10			
625-040-1250				1.250	31.75	.040	1.02	.082	2.08	309.5	140.4	W6			
625-062-1250				1.250	31.75	.062	1.57	.092	2.34	823.1	373.4	W12			
625-089-1250				1.250	31.75	.089	2.26	.111	2.82	1785.5	809.9	W19			
625-050-1375				1.375	34.93	.050	1.27	.095	2.41	511.5	232.0	W11			
625-062-1375				1.375	34.93	.062	1.57	.110	2.79	1040.3	471.9	W12			
625-078-1375				1.375	34.93	.078	1.98	.100	2.54	949.4	430.6	W14			
625-112-1500				1.500	38.10	.112	2.84	.148	3.76	3752.1	1701.9	W25			
625-062-1625				1.625	41.28	.062	1.57	.084	2.13	325.0	147.4	W13			
625-140-1625				1.625	41.28	.140	3.56	.168	4.27	4762.9	2160.4	W32			
625-057-1875				1.875	47.63	.057	1.45	.115	2.92	490.0	222.2	W13			
625-086-1875				1.875	47.63	.086	2.18	.129	3.28	1247.6	565.9	W20			
625-127-1875				1.875	47.63	.127	3.23	.158	4.01	2896.6	1313.9	W29			
656-098-1312				21/32	.656	16.66	1.312	33.32	.098	2.49	.126	3.20	2753.9	1249.2	W22
656-085-1625							1.625	41.28	.085	2.16	.105	2.67	769.8	349.2	W19
656-140-1750							1.750	44.45	.140	3.56	.183	4.65	6275.9	2846.7	W32
656-150-2000	2.000	50.80	.150				3.81	.206	5.23	7567.2	3432.4	W33			
692-156-1250	11/16	.692	17.58	1.250	31.75	.156	3.96	.173	4.39	7951.8	3606.9	W33			
692-044-1375				1.375	34.93	.044	1.12	.088	2.24	357.9	162.3	W11			
692-067-1375				1.375	34.93	.067	1.70	.101	2.57	976.5	442.9	W13			
692-140-1375				1.375	34.93	.140	3.56	.190	4.83	13101.7	5942.8	W32			
692-125-2000				2.000	50.80	.125	3.18	.161	4.09	2829.8	1283.6	W28			
692-187-2375				2.375	60.33	.187	4.75	.227	5.77	7388.1	3351.2	W39			
750-040-1500	3/4	.750	19.05	1.500	38.10	.040	1.02	.068	1.73	143.3	65.0	W13			
750-045-1500				1.500	38.10	.045	1.14	.093	2.36	349.7	158.6	W13			
750-060-1500				1.500	38.10	.060	1.52	.107	2.72	811.6	368.1	W14			
750-072-1500				1.500	38.10	.072	1.83	.109	2.77	1104.1	500.8	W18			
750-107-1500				1.500	38.10	.107	2.72	.134	3.40	2644.3	1199.4	W23			
750-125-1500				1.500	38.10	.125	3.18	.160	4.06	5465.1	2478.9	W27			
750-150-2000				2.000	50.80	.150	3.81	.203	5.16	7284.8	3304.3	W35			
750-068-2250				2.250	57.15	.068	1.73	.137	3.48	687.3	311.7	W18			
750-150-2250				2.250	57.15	.150	3.81	.188	4.78	4062.7	1842.8	W35			

### SPECIAL INSTRUCTIONS FOR BELLEVILLE SPRING WASHERS

**PRICING:** See Inside Back Cover for up to 199 pricing. To price or order up to 1000 pcs. visit [leespring.com](http://leespring.com); 1000+ pcs. contact Lee Spring.

# BELLEVILLE SPRING WASHERS

300 SERIES • Stainless Steel (Passivated)

LEE STOCK NUMBER	BOLT SIZE	INSIDE DIAMETER (ID)		OUTSIDE DIAMETER (OD)		THICKNESS (t)		OVERALL HEIGHT UNLOADED (Ho)		CALCULATED LOAD AT FLAT (Pmax)		PRICE GROUP
		IN.	MM	IN.	MM	IN.	MM	IN.	MM	LB.	KG	300 Series Stainless
875-057-1750	7/8	.875	22.23	1.750	44.45	.057	1.45	.114	2.90	620.0	281.2	W13
875-085-1750				1.750	44.45	.085	2.16	.128	3.25	1551.1	703.6	W21
875-131-1750				1.750	44.45	.131	3.33	.167	4.24	4753.6	2156.2	W30
875-150-2000				2.000	50.80	.150	3.81	.198	5.03	6865.0	3113.9	W35
1000-049-1969	1	1.000	25.40	1.969	50.01	.049	1.24	.112	2.84	347.0	157.4	W14
1000-059-1969				1.969	50.01	.059	1.50	.122	3.10	605.7	274.7	W14
1000-065-2000				2.000	50.80	.065	1.65	.130	3.30	802.7	364.1	W14
1000-078-2000				2.000	50.80	.078	1.98	.138	3.51	1280.4	580.8	W18
1000-097-2000				2.000	50.80	.097	2.46	.145	3.68	1970.1	893.6	W25
1000-078-2375				2.375	60.33	.078	1.98	.157	3.99	1112.8	504.8	W20
1016-118-2000	1	1.016	25.81	2.000	50.80	.118	3.00	.165	4.19	3504.4	1589.6	W30
1016-090-3000				3.000	76.20	.090	2.29	.180	4.57	1170.9	531.1	W30
1063-219-3500	1 1/16	1.063	27.00	3.500	88.90	.219	5.56	.281	7.14	8477.4	3845.3	W40
1125-059-2250	1 1/8	1.125	28.58	2.250	57.15	.059	1.50	.136	3.45	561.9	254.9	W19
1125-073-2250				2.250	57.15	.073	1.85	.148	3.76	1036.7	470.2	W20
1130-206-2750	1 1/8	1.130	28.70	2.750	69.85	.206	5.23	.272	6.91	12685.3	5754.0	W39
1250-219-2250	1 1/4	1.250	31.75	2.250	57.15	.219	5.56	.252	6.40	13217.9	5995.5	W39
1250-080-2500				2.500	63.50	.080	2.03	.160	4.06	1178.9	534.7	W35
1255-187-2500	1 1/4	1.255	31.88	2.500	63.50	.187	4.75	.241	6.12	10185.8	4620.2	W39
1255-168-3750				3.750	95.25	.168	4.27	.251	6.38	4489.8	2036.5	W39
1406-132-2750	1 13/32	1.406	35.71	2.750	69.85	.132	3.35	.196	4.98	3546.7	1608.8	W37
1755-133-3000	1 3/4	1.755	44.58	3.000	76.20	.133	3.38	.223	5.66	4751.6	2155.3	W38
2063-125-3375	2	2.063	52.40	3.375	85.73	.125	3.18	.203	5.16	2826.3	1282.0	W38

BELLEVILLE SPRING WASHERS

### SPECIAL INSTRUCTIONS FOR BELLEVILLE SPRING WASHERS

**PRICING:** See Inside Back Cover for up to 199 pricing. To price or order up to 1000 pcs. visit [leespring.com](http://leespring.com); 1000+ pcs. contact Lee Spring.





# Extension Springs: Instrument Series

## *Selection to Match Your Needs*



The Lee Spring Extension Spring Instrument Series includes a wide range of size and rate combinations in a smaller, highly precise spring design. Selections are sorted in ascending order based on outside diameter.

Instrument Series Extension Springs are available in both inch and metric sizes. Sizes range from outside diameters from .063" up to .157" and free lengths from .250" to 1.181".

Inch Series springs are available in Music Wire, Type 302 Stainless Steel and Type 316 Stainless Steel. Metric Series springs are available in Music Wire and Type 302 Stainless Steel. The Music Wire springs are made from coated wire or provided with a plating finish for light corrosion resistance. The Type 302 Stainless Steel springs are passivated, while Type 316 Stainless Steel springs are passivated and ultrasonically cleaned.



*Lee Spring can manufacture custom extension springs to your specifications. Contact us today!*

# Extension Springs: Instrument Series

## Guide to using tables

**Lee Stock Number:**  
Lee Spring Part Number, add suffix M for Music Wire, S for Stainless Steel or S316 for Type 316 Stainless Steel.

**Maximum Load:**  
Design load to extend the spring to its maximum extended length for Music Wire.

**Initial Tension:**  
Force that keeps the coils closed and which must be overcome before the coils start to move.

**Spring Rate:**  
The change in load over unit of deflection.

**Price Group:**  
Reference for price list. See fold-out section at rear of book.

LEE STOCK NUMBER	OUTSIDE DIAMETER		WIRE DIAMETER		MAXIMUM LOAD		INITIAL TENSION		FREE LENGTH		SPRING RATE		MAXIMUM EXTENDED LENGTH		PRICE GROUP		
	IN.	MM	IN.	MM	LB.	KG	LB.	KG	IN.	MM	LB/IN.	KG/MM	IN.	MM	Music Wire	302 Stainless*	316 Stainless
EI 007A 01	.063	1.60	.007	.18	.320	.145	.030	.014	0.250	6.35	1.000	.018	0.540	13.72	K	L	T
EI 007A 02									0.313	7.95	0.690	.012	0.733	18.62	K	L	T
EI 007A 03									0.375	9.53	0.530	.009	0.925	23.50	K	L	T
EI 007A 04									0.438	11.13	0.430	.008	1.108	28.14	K	L	T
EI 007A 05									0.500	12.70	0.360	.006	1.310	33.27	K	L	T
EI 008A 01									0.250	6.35	2.000	.020	0.925	1.92	L	L	L

**\*\*SEE NOTE ON PAGE 5 UNDER FINISH**

**Outside Diameter:**  
Spring outer diameter, parts listed in ascending order.

**Wire Diameter:**  
In ascending order of size, within each group of outside diameters.

**Free Length:**  
Length of the spring in the unloaded position, measured from inside the loops.

**Maximum Extended Length:**  
Suggested longest operating spring position to avoid loading overstress. For Type 316 Stainless Steel, reduce to approximately 75%–90% of these lengths.

EXTENSION SPRINGS

### Additional Information

- To determine the load at any working length, when free length, rate and initial tension are given, use the formula:  $P=(R \times F) + I.T.$  where P is the load in lbs.; R is the rate in lbs. per inch; F is the deflection from free length; I.T. is the initial tension.
- The free length of an extension spring is measured from inside the end loops. To obtain the overall length add two wire diameters to the given length.
- As with compression springs, in order to achieve long life and service, good design suggests that extension springs not exceed beyond 80% of their deflection capability.

### How to Determine Price

- Select the spring you want by LEE STOCK NUMBER.
- Read across to the last column PRICE GROUP to obtain the price code: when applicable, select the price code that corresponds to the material type required.
- Refer to the PRICE GROUP in the appropriate pricing chart by spring type located in the back of this catalog for pricing up to 199 pieces of an item.
- Prices subject to change without notice.

**FREE SHIPPING AVAILABLE**  
See Price List in back of catalog for details.

# EXTENSION SPRINGS: INSTRUMENT SERIES (INCH)

LOOPS AT RANDOM POSITION • Music Wire (Plated\*\*), 302 Stainless Steel\* (Passivated),  
or 316 Stainless Steel (Passivated Ultrasonically Cleaned)

LEE STOCK NUMBER	OUTSIDE DIAMETER		WIRE DIAMETER		MAXIMUM LOAD		INITIAL TENSION		FREE LENGTH		SPRING RATE		MAXIMUM EXTENDED LENGTH		PRICE GROUP			
	IN.	MM	IN.	MM	LB.	KG	LB.	KG	IN.	MM	LB./IN.	KG/MM	IN.	MM	Music Wire	302 Stainless*	316 Stainless	
															M	S	S316	
EI 007A 01	.063	1.60	.007	.18	.320	.145	.030	.014	0.250	6.35	1.000	.018	0.540	13.72	K	L	T	
EI 007A 02									0.313	7.95	0.690	.012	0.733	18.62	K	L	T	
EI 007A 03									0.375	9.53	0.530	.009	0.925	23.50	K	L	T	
EI 007A 04									0.438	11.13	0.430	.008	1.108	28.14	K	L	T	
EI 007A 05									0.500	12.70	0.360	.006	1.310	33.27	K	L	T	
<b>**SEE NOTE ON PAGE 5 UNDER FINISH</b>																		
EI 008A 01	.063	1.60	.008	.20	.450	.204	.040	.018	0.250	6.35	2.000	.036	0.460	11.68	K	L	T	
EI 008A 02									0.313	7.95	1.400	.025	0.603	15.32	K	L	T	
EI 008A 03									0.375	9.53	1.100	.020	0.745	18.92	K	L	T	
EI 008A 04									0.438	11.13	0.880	.016	0.908	23.06	K	L	T	
EI 008A 05									0.500	12.70	0.740	.013	1.050	26.67	K	L	T	
EI 008A 06	<b>**SEE NOTE ON PAGE 5 UNDER FINISH</b>																	
EI 008A 07	.063	1.60	.009	.23	.620	.281	.060	.027	0.625	15.88	0.570	.010	1.345	34.16	K	L	T	
EI 008A 08									0.750	19.05	0.460	.008	1.640	41.66	K	L	T	
EI 009A 01									0.875	22.23	0.380	.007	1.955	49.66	K	L	T	
EI 009A 02	.063	1.60	.009	.23	.620	.281	.060	.027	0.250	6.35	3.700	.066	0.400	10.16	K	L	T	
EI 009A 03									0.313	7.95	2.700	.048	0.523	13.28	K	L	T	
EI 009A 04									0.375	9.53	2.100	.038	0.645	16.38	K	L	T	
EI 009A 05									0.438	11.13	1.700	.030	0.768	19.51	K	L	T	
EI 009A 06									0.500	12.70	1.400	.025	0.900	22.86	K	L	T	
EI 009A 07	<b>**SEE NOTE ON PAGE 5 UNDER FINISH</b>																	
EI 009A 08	0.625	15.88	1.100	.020	1.135	28.83	K	L	T									
EI 009A 09	0.750	19.05	0.860	.015	1.400	35.56	K	L	T									
EI 009A 10	0.875	22.23	0.720	.013	1.655	42.04	K	L	T									
EI 011A 01	.063	1.60	.011	.28	1.140	.517	.100	.045	0.250	6.35	11.100	.198	0.344	8.74	K	L	T	
EI 011A 02									0.313	7.95	7.900	.141	0.445	11.30	K	L	T	
EI 011A 03									0.375	9.53	5.900	.105	0.551	14.00	K	L	T	
EI 011A 04									0.438	11.13	4.800	.086	0.655	16.64	K	L	T	
EI 011A 05									0.500	12.70	4.100	.073	0.754	19.15	K	L	T	
EI 011A 06	<b>**SEE NOTE ON PAGE 5 UNDER FINISH</b>																	
EI 011A 07	0.625	15.88	3.200	.057	0.950	24.13	K	L	T									
EI 011A 08	0.750	19.05	2.500	.045	1.166	29.62	K	L	T									
EI 007AA 01	.078	1.98	.007	.18	.257	.117	.025	.011	0.250	6.35	0.611	.011	0.630	16.00	K	L	T	
EI 007AA 02									0.313	7.95	0.394	.007	0.902	22.91	K	L	T	
EI 007AA 03									0.375	9.53	0.292	.005	1.169	29.69	K	L	T	
EI 007AA 04									0.438	11.13	0.231	.004	1.441	36.60	K	L	T	
EI 007AA 05									0.500	12.70	0.192	.003	1.709	43.41	K	L	T	
<b>**SEE NOTE ON PAGE 5 UNDER FINISH</b>																		
EI 008AA 01	.078	1.98	.008	.20	.386	.175	.035	.016	0.250	6.35	1.210	.022	0.540	13.72	K	L	T	
EI 008AA 02									0.313	7.95	0.789	.014	0.759	19.28	K	L	T	
EI 008AA 03									0.375	9.53	0.587	.010	0.973	24.71	K	L	T	
EI 008AA 04									0.438	11.13	0.466	.008	1.192	30.28	K	L	T	
EI 008AA 05									0.500	12.70	0.388	.007	1.407	35.74	K	L	T	
EI 008AA 06	<b>**SEE NOTE ON PAGE 5 UNDER FINISH</b>																	
EI 008AA 07	0.625	15.88	0.289	.005	1.840	46.74	K	L	T									
EI 008AA 08	0.750	19.05	0.231	.004	2.273	57.73	K	L	T									
EI 008AA 09	0.875	22.23	0.192	.003	2.706	68.73	K	L	T									

EXTENSION SPRINGS



### SPECIAL INSTRUCTIONS FOR EXTENSION SERIES

**STOCK NUMBERS:** Add "M" to end of Stock Number for Music Wire; "S" for Type 302 Stainless; "S316" for Type 316 Stainless.

**PRICING:** See Inside Back Cover for up to 199 pricing. To price or order up to 1000 pcs., visit [leespring.com](http://leespring.com); 1000+ pcs. contact Lee Spring.

**CALCULATIONS:** Spring Rate, Maximum Load and Initial Tension are for Music Wire. For Type 302 Stainless, multiply figures shown by 5/6 (.833). For Type 316 Stainless, multiply Spring Rate and Initial Tension by 5/6 (.833), Maximum Load and Maximum Extended Length should be reduced approximately 75%–90% that of Type 302 Stainless version. Visit [leespring.com](http://leespring.com) for more information regarding any S316 Stainless product calculations.

\*Note: Type 302 may be substituted with Type 304 at Lee Spring's discretion.

# EXTENSION SPRINGS: INSTRUMENT SERIES (INCH)

LOOPS AT RANDOM POSITION • Music Wire (Plated\*\*), 302 Stainless Steel\* (Passivated), or 316 Stainless Steel (Passivated Ultrasonically Cleaned)

LEE STOCK NUMBER	OUTSIDE DIAMETER		WIRE DIAMETER		MAXIMUM LOAD		INITIAL TENSION		FREE LENGTH		SPRING RATE		MAXIMUM EXTENDED LENGTH		PRICE GROUP					
	IN.	MM	IN.	MM	LB.	KG	LB.	KG	IN.	MM	LB./IN.	KG/MM	IN.	MM	Music Wire	302 Stainless*	316 Stainless			
EI 009AA 01	.078	1.98	.009	.23	.555	.252	.050	.023	0.250	6.35	2.221	.040	0.477	12.12	K	L	T			
EI 009AA 02									0.313	7.95	1.459	.026	0.659	16.74	K	L	T			
EI 009AA 03									0.375	9.53	1.091	.019	0.838	21.29	K	L	T			
EI 009AA 04									0.438	11.13	0.869	.016	1.020	25.91	K	L	T			
EI 009AA 05									**SEE NOTE ON PAGE 5 UNDER FINISH			0.500	12.70	0.723	.013	1.198	30.43	K	L	T
EI 009AA 06									**SEE NOTE ON PAGE 5 UNDER FINISH			0.625	15.88	0.541	.010	1.559	39.60	K	L	T
EI 009AA 07									**SEE NOTE ON PAGE 5 UNDER FINISH			0.750	19.05	0.432	.008	1.919	48.74	K	L	T
EI 009AA 08									**SEE NOTE ON PAGE 5 UNDER FINISH			0.875	22.23	0.360	.006	2.280	57.91	K	L	T
EI 011AA 01	.078	1.98	.011	.28	1.030	.467	.090	.041	0.250	6.35	6.302	.113	0.399	10.13	K	L	T			
EI 011AA 02									0.313	7.95	4.209	.075	0.536	13.61	K	L	T			
EI 011AA 03									0.375	9.53	3.173	.057	0.671	17.04	K	L	T			
EI 011AA 04									0.438	11.13	2.538	.045	0.808	20.52	K	L	T			
EI 011AA 05									0.500	12.70	2.120	.038	0.943	23.95	K	L	T			
EI 011AA 06									**SEE NOTE ON PAGE 5 UNDER FINISH			0.625	15.88	1.592	.028	1.216	30.89	K	L	T
EI 011AA 07									**SEE NOTE ON PAGE 5 UNDER FINISH			0.750	19.05	1.274	.023	1.488	37.80	K	L	T
EI 011AA 08									**SEE NOTE ON PAGE 5 UNDER FINISH			0.875	22.23	1.062	.019	1.760	44.70	K	L	T
EI 010B 01	.094	2.39	.010	.25	.600	.272	.050	.023	0.375	9.53	1.200	.021	0.835	21.21	K	L	T			
EI 010B 02									0.438	11.13	0.940	.017	1.028	26.11	K	L	T			
EI 010B 03									0.500	12.70	0.760	.014	1.220	30.99	K	L	T			
EI 010B 04									0.625	15.88	0.560	.010	1.605	40.77	K	L	T			
EI 010B 05									**SEE NOTE ON PAGE 5 UNDER FINISH			0.750	19.05	0.440	.008	2.000	50.80	K	L	T
EI 010B 06									**SEE NOTE ON PAGE 5 UNDER FINISH			0.875	22.23	0.360	.006	2.405	61.09	K	L	T
EI 010B 07									**SEE NOTE ON PAGE 5 UNDER FINISH			1.000	25.40	0.310	.006	2.770	70.36	K	L	T
EI 011B 01									.094	2.39	.011	.28	.800	.363	.070	.032	0.375	9.53	2.000	.036
EI 011B 02	0.438	11.13	1.530	.027	0.918	23.32	K	L									T			
EI 011B 03	0.500	12.70	1.260	.023	1.080	27.43	K	L									T			
EI 011B 04	0.625	15.88	0.930	.017	1.405	35.69	K	L									T			
EI 011B 05	**SEE NOTE ON PAGE 5 UNDER FINISH			0.750	19.05	0.730	.013	1.750									44.45	K	L	T
EI 011B 06	**SEE NOTE ON PAGE 5 UNDER FINISH			0.875	22.23	0.600	.011	2.095									53.21	K	L	T
EI 011B 07	**SEE NOTE ON PAGE 5 UNDER FINISH			1.000	25.40	0.517	.009	2.400									60.96	K	L	T
EI 012B 01	.094	2.39	.012	.30	1.000	.454	.100	.045									0.375	9.53	3.200	.057
EI 012B 02									0.438	11.13	2.400	.043	0.818	20.78	K	L	T			
EI 012B 03									0.500	12.70	2.000	.036	0.950	24.13	K	L	T			
EI 012B 04									0.625	15.88	1.500	.027	1.225	31.12	K	L	T			
EI 012B 05									**SEE NOTE ON PAGE 5 UNDER FINISH			0.750	19.05	1.200	.021	1.500	38.10	K	L	T
EI 012B 06									**SEE NOTE ON PAGE 5 UNDER FINISH			0.875	22.23	0.960	.017	1.815	46.10	K	L	T
EI 012B 07									**SEE NOTE ON PAGE 5 UNDER FINISH			1.000	25.40	0.820	.015	2.100	53.34	K	L	T

### SPECIAL INSTRUCTIONS FOR EXTENSION SERIES

**STOCK NUMBERS:** Add "M" to end of Stock Number for Music Wire; "S" for Type 302 Stainless; "S316" for Type 316 Stainless.

**PRICING:** See Inside Back Cover for up to 199 pricing. To price or order up to 1000 pcs., visit leespring.com; 1000+ pcs. contact Lee Spring.

**CALCULATIONS:** Spring Rate, Maximum Load and Initial Tension are for Music Wire. For Type 302 Stainless, multiply figures shown by 5/6 (.833). For Type 316 Stainless, multiply Spring Rate and Initial Tension by 5/6 (.833), Maximum Load and Maximum Extended Length should be reduced approximately 75%–90% that of Type 302 Stainless version. Visit leespring.com for more information regarding any S316 Stainless product calculations.

\*Note: Type 302 may be substituted with Type 304 at Lee Spring's discretion.

# EXTENSION SPRINGS: INSTRUMENT SERIES (INCH)

LOOPS AT RANDOM POSITION • Music Wire (Plated\*\*), 302 Stainless Steel\* (Passivated),  
or 316 Stainless Steel (Passivated Ultrasonically Cleaned)

LEE STOCK NUMBER	OUTSIDE DIAMETER		WIRE DIAMETER		MAXIMUM LOAD		INITIAL TENSION		FREE LENGTH		SPRING RATE		MAXIMUM EXTENDED LENGTH		PRICE GROUP		
	IN.	MM	IN.	MM	LB.	KG	LB.	KG	IN.	MM	LB./IN.	KG/MM	IN.	MM	Music Wire	302 Stainless*	316 Stainless
															M	S	S316
EI 013B 01	.094	2.39	.013	.33	1.250	.567	.130	.059	0.375	9.53	4.800	.086	0.605	15.37	K	L	T
EI 013B 02									0.438	11.13	3.700	.066	0.738	18.75	K	L	T
EI 013B 03									0.500	12.70	3.100	.055	0.860	21.84	K	L	T
EI 013B 04									0.625	15.88	2.260	.040	1.125	28.58	K	L	T
EI 013B 05									0.750	19.05	1.800	.032	1.370	34.80	K	L	T
EI 013B 06									0.875	22.23	1.500	.027	1.625	41.28	K	L	T
EI 013B 07									1.000	25.40	1.270	.023	1.880	47.75	K	L	T
EI 014B 01	.094	2.39	.014	.36	1.500	.680	.170	.077	0.375	9.53	7.100	.127	0.565	14.35	K	L	T
EI 014B 02									0.438	11.13	5.500	.098	0.678	17.22	K	L	T
EI 014B 03									0.500	12.70	4.600	.082	0.790	20.07	K	L	T
EI 014B 04									0.625	15.88	3.400	.061	1.015	25.78	K	L	T
EI 014B 05									0.750	19.05	2.700	.048	1.240	31.50	K	L	T
EI 014B 06									0.875	22.23	2.200	.039	1.475	37.47	K	L	T
EI 014B 07									1.000	25.40	1.900	.034	1.700	43.18	K	L	T
EI 016B 01	.094	2.39	.016	.41	2.260	1.025	.190	.086	0.375	9.53	14.200	.254	0.521	13.23	K	L	T
EI 016B 02									0.438	11.13	11.000	.196	0.626	15.90	K	L	T
EI 016B 03									0.500	12.70	9.200	.164	0.725	18.42	K	L	T
EI 016B 04									0.625	15.88	6.800	.121	0.929	23.60	K	L	T
EI 016B 05									0.750	19.05	5.300	.095	1.141	28.98	K	L	T
EI 016B 06									0.875	22.23	4.400	.079	1.345	34.16	K	L	T
EI 016B 07									1.000	25.40	3.700	.066	1.559	39.60	K	L	T
EI 010C 01	.109	2.77	.010	.25	.526	.239	.050	.023	0.375	9.53	0.821	.015	0.955	24.26	K	L	T
EI 010C 02									0.438	11.13	0.613	.011	1.214	30.84	K	L	T
EI 010C 03									0.500	12.70	0.491	.009	1.468	37.29	K	L	T
EI 010C 04									0.625	15.88	0.350	.006	1.982	50.34	K	L	T
EI 010C 05									0.750	19.05	0.272	.005	2.496	63.40	K	L	T
EI 010C 06									0.875	22.23	0.223	.004	3.010	76.45	K	L	T
EI 010C 07									1.000	25.40	0.188	.003	3.524	89.51	K	L	T
EI 011C 01	.109	2.77	.011	.28	.703	.319	.065	.029	0.375	9.53	1.341	.024	0.851	21.62	K	L	T
EI 011C 02									0.438	11.13	1.006	.018	1.072	27.23	K	L	T
EI 011C 03									0.500	12.70	0.807	.014	1.290	32.77	K	L	T
EI 011C 04									0.625	15.88	0.578	.010	1.729	43.92	K	L	T
EI 011C 05									0.750	19.05	0.450	.008	2.169	55.09	K	L	T
EI 011C 06									0.875	22.23	0.368	.007	2.608	66.24	K	L	T
EI 011C 07									1.000	25.40	0.312	.006	3.047	77.39	K	L	T
EI 012C 01	.109	2.77	.012	.30	.915	.415	.085	.039	0.375	9.53	2.103	.038	0.770	19.56	K	L	T
EI 012C 02									0.438	11.13	1.584	.028	0.962	24.43	K	L	T
EI 012C 03									0.500	12.70	1.274	.023	1.151	29.24	K	L	T
EI 012C 04									0.625	15.88	0.914	.016	1.533	38.94	K	L	T
EI 012C 05									0.750	19.05	0.713	.013	1.914	48.62	K	L	T
EI 012C 06									0.875	22.23	0.584	.010	2.296	58.32	K	L	T
EI 012C 07									1.000	25.40	0.495	.009	2.677	68.00	K	L	T

\*\*SEE NOTE ON PAGE 5 UNDER FINISH

\*\*SEE NOTE ON PAGE 5 UNDER FINISH

\*\*SEE NOTE ON PAGE 5 UNDER FINISH

\*\*SEE NOTE ON PAGE 5 UNDER FINISH

\*\*SEE NOTE ON PAGE 5 UNDER FINISH

\*\*SEE NOTE ON PAGE 5 UNDER FINISH

EXTENSION SPRINGS



**SPECIAL INSTRUCTIONS FOR EXTENSION SERIES**

**STOCK NUMBERS:** Add "M" to end of Stock Number for Music Wire; "S" for Type 302 Stainless; "S316" for Type 316 Stainless.

**PRICING:** See Inside Back Cover for up to 199 pricing. To price or order up to 1000 pcs., visit [leespring.com](http://leespring.com); 1000+ pcs. contact Lee Spring.

**CALCULATIONS:** Spring Rate, Maximum Load and Initial Tension are for Music Wire. For Type 302 Stainless, multiply figures shown by 5/6 (.833). For Type 316 Stainless, multiply Spring Rate and Initial Tension by 5/6 (.833), Maximum Load and Maximum Extended Length should be reduced approximately 75%–90% that of Type 302 Stainless version. Visit [leespring.com](http://leespring.com) for more information regarding any S316 Stainless product calculations.

\*Note: Type 302 may be substituted with Type 304 at Lee Spring's discretion.

## EXTENSION SPRINGS: INSTRUMENT SERIES (INCH)

LOOPS AT RANDOM POSITION • Music Wire (Plated\*\*), 302 Stainless Steel\* (Passivated),  
or 316 Stainless Steel (Passivated Ultrasonically Cleaned)

LEE STOCK NUMBER	OUTSIDE DIAMETER		WIRE DIAMETER		MAXIMUM LOAD		INITIAL TENSION		FREE LENGTH		SPRING RATE		MAXIMUM EXTENDED LENGTH		PRICE GROUP		
	IN.	MM	IN.	MM	LB.	KG	LB.	KG	IN.	MM	LB/IN.	KG/MM	IN.	MM	Music Wire	302 Stainless*	316 Stainless
EI 013C 01	.109	2.77	.013	.33	1.166	.529	.105	.048	0.375	9.53	3.187	.057	0.708	17.98	K	L	T
EI 013C 02									0.438	11.13	2.409	.043	0.878	22.30	K	L	T
EI 013C 03									0.500	12.70	1.943	.035	1.046	26.57	K	L	T
EI 013C 04									0.625	15.88	1.397	.025	1.384	35.15	K	L	T
EI 013C 05									0.750	19.05	1.091	.019	1.722	43.74	K	L	T
EI 013C 06									0.875	22.23	0.895	.016	2.060	52.32	K	L	T
EI 013C 07									1.000	25.40	0.759	.014	2.398	60.91	K	L	T
<b>**SEE NOTE ON PAGE 5 UNDER FINISH</b>																	
EI 014C 01	.109	2.77	.014	.36	1.463	.664	.130	.059	0.375	9.53	4.690	.084	0.659	16.74	K	L	T
EI 014C 02									0.438	11.13	3.559	.064	0.813	20.65	K	L	T
EI 014C 03									0.500	12.70	2.877	.051	0.963	24.46	K	L	T
EI 014C 04									0.625	15.88	2.074	.037	1.268	32.21	K	L	T
EI 014C 05									0.750	19.05	1.622	.029	1.572	39.93	K	L	T
EI 014C 06									0.875	22.23	1.332	.024	1.876	47.65	K	L	T
EI 014C 07									1.000	25.40	1.130	.020	2.180	55.37	K	L	T
<b>**SEE NOTE ON PAGE 5 UNDER FINISH</b>																	

### SPECIAL INSTRUCTIONS FOR EXTENSION SERIES

**STOCK NUMBERS:** Add "M" to end of Stock Number for Music Wire; "S" for Type 302 Stainless; "S316" for Type 316 Stainless.

**PRICING:** See Inside Back Cover for up to 199 pricing. To price or order up to 1000 pcs., visit leespring.com; 1000+ pcs. contact Lee Spring.

**CALCULATIONS:** Spring Rate, Maximum Load and Initial Tension are for Music Wire. For Type 302 Stainless, multiply figures shown by 5/6 (.833). For Type 316 Stainless, multiply Spring Rate and Initial Tension by 5/6 (.833), Maximum Load and Maximum Extended Length should be reduced approximately 75%–90% that of Type 302 Stainless version. Visit leespring.com for more information regarding any S316 Stainless product calculations.

\*Note: Type 302 may be substituted with Type 304 at Lee Spring's discretion.



# EXTENSION SPRINGS: INSTRUMENT SERIES (METRIC)

LOOPS AT RANDOM POSITION • Music Wire (Plated\*\*) or Stainless Steel (Passivated)

LEE STOCK NUMBER	OUTSIDE DIAMETER		WIRE DIAMETER		MAXIMUM LOAD		INITIAL TENSION		FREE LENGTH		SPRING RATE		MAXIMUM EXTENDED LENGTH		PRICE GROUP									
	MM	IN.	MM	IN.	N	LB.	N	LB.	MM	IN.	N/MM	LB/IN.	MM	IN.	M	S								
EIM020A 01	2.00	.079	.20	.008	1.69	.38	.13	.030	10.00	0.394	.099	0.564	25.86	1.018	K	L								
EIM020A 02									12.50	0.492	.070	0.401	34.75	1.368	K	L								
EIM020A 03									15.00	0.591	.055	0.312	43.64	1.718	K	L								
EIM020A 04									17.50	0.689	.045	0.255	52.55	2.069	K	L								
EIM020A 05									<b>**SEE NOTE ON PAGE 5 UNDER FINISH</b>		20.00	0.787	.038	0.215	61.44	2.419	K	L						
EIM025A 01									2.00	.079	.25	.010	3.38	.76	.27	.060	10.00	0.394	.325	1.858	19.53	0.769	K	L
EIM025A 02																	12.50	0.492	.232	1.327	25.83	1.017	K	L
EIM025A 03	15.00	0.591	.181	1.032	32.16	1.266	K	L																
EIM025A 04	17.50	0.689	.148	0.844	38.48	1.515	K	L																
EIM025A 05	20.00	0.787	.125	0.714	44.78	1.763	K	L																
EIM025A 06	22.50	0.886	.108	0.619	51.10	2.012	K	L																
EIM025A 07	<b>**SEE NOTE ON PAGE 5 UNDER FINISH</b>		25.00	0.984	.096	0.546	57.43	2.261									K	L						
EIM025B 01	2.50	.098	.25	.010	2.45	.55	.18	.040	9.50	0.374	.168	0.960	22.96	0.904	K	L								
EIM025B 02									11.00	0.433	.131	0.750	28.27	1.113	K	L								
EIM025B 03									12.50	0.492	.107	0.610	33.83	1.332	K	L								
EIM025B 04									15.50	0.610	.079	0.450	44.20	1.740	K	L								
EIM025B 05									19.00	0.748	.060	0.340	57.10	2.248	K	L								
EIM025B 06									22.00	0.866	.051	0.290	66.70	2.626	K	L								
EIM025B 07									<b>**SEE NOTE ON PAGE 5 UNDER FINISH</b>		25.00	0.984	.042	0.240	79.10	3.114	K	L						
EIM030B 01	2.50	.098	.30	.012	4.61	1.04	.40	.090	10.00	0.394	.490	2.798	18.59	0.732	K	L								
EIM030B 02									12.50	0.492	.333	1.904	25.12	0.989	K	L								
EIM030B 03									15.00	0.591	.253	1.443	31.65	1.246	K	L								
EIM030B 04									17.50	0.689	.203	1.162	38.18	1.503	K	L								
EIM030B 05									20.00	0.787	.170	0.973	44.70	1.760	K	L								
EIM030B 06									22.50	0.886	.146	0.836	51.23	2.017	K	L								
EIM030B 07									<b>**SEE NOTE ON PAGE 5 UNDER FINISH</b>		25.00	0.984	.128	0.733	57.76	2.274	K	L						
EIM030C 01	3.00	.118	.30	.012	3.74	.84	.33	.075	10.00	0.394	.323	1.847	20.52	0.808	K	L								
EIM030C 02									12.50	0.492	.205	1.169	29.13	1.147	K	L								
EIM030C 03									15.00	0.591	.150	0.855	37.74	1.486	K	L								
EIM030C 04									17.50	0.689	.118	0.674	46.33	1.824	K	L								
EIM030C 05									20.00	0.787	.097	0.556	54.94	2.163	K	L								
EIM030C 06									22.50	0.886	.083	0.474	63.55	2.502	K	L								
EIM030C 07									<b>**SEE NOTE ON PAGE 5 UNDER FINISH</b>		25.00	0.984	.072	0.412	72.16	2.841	K	L						
EIM030D 01	4.00	.157	.30	.012	2.71	.61	.25	.055	10.00	0.394	.186	1.060	23.39	0.921	K	L								
EIM030D 02									12.50	0.492	.113	0.644	34.57	1.361	K	L								
EIM030D 03									15.00	0.591	.074	0.424	48.49	1.909	K	L								
EIM030D 04									17.50	0.689	.055	0.316	62.41	2.457	K	L								
EIM030D 05									20.00	0.787	.044	0.252	76.33	3.005	K	L								
EIM030D 06									22.50	0.886	.037	0.210	90.25	3.553	K	L								
EIM030D 07									25.00	0.984	.031	0.179	104.17	4.101	K	L								
EIM030D 08									27.50	1.083	.027	0.157	118.08	4.649	K	L								
EIM030D 09									<b>**SEE NOTE ON PAGE 5 UNDER FINISH</b>		30.00	1.181	.024	0.139	132.00	5.197	K	L						

EXTENSION SPRINGS



### SPECIAL INSTRUCTIONS FOR EXTENSION SERIES

**STOCK NUMBERS:** Add "M" to end of Stock Number for Music Wire; "S" for Type 302 Stainless.

**PRICING:** See Inside Back Cover for up to 199 pricing. To price or order up to 1000 pcs., visit leespring.com; 1000+ pcs. contact Lee Spring.

**CALCULATIONS:** Spring Rate, Maximum Load and Initial Tension are for Music Wire. For Type 302 Stainless, multiply figures shown by 5/6 (.833).

\*Note: Type 302 may be substituted with Type 304 at Lee Spring's discretion.

# A History of Innovation and Customer Service.

The story of Lee Spring began over 100 years ago in Brooklyn NY, where we still maintain our headquarters and one of our nine manufacturing facilities. We have enjoyed consistent growth throughout the years, listening to our customers' needs, and responding with a diverse line of quality products and services. With each innovation and market expansion, we build our reputation for responsiveness and increase our loyal customer base.

As Lee Spring continues to evolve into our second century, we are steadfast in our commitment to our customers and our promise of quality products and responsive innovations.

## Lee Spring Timeline

- **1918:** Lee Spring founded by Robert Lee Johannsen on Union Street in Brooklyn NY.
- **1921:** Moved to 347-351 Classon Street, Brooklyn NY with expanded capabilities.
- **1931:** Moved to 30 Main Street, Brooklyn NY to accommodate growth.
- **1963:** Lee Spring publishes first Stock Catalog with 1300 products!
- **1966:** Connecticut manufacturing facility opens to service expanding custom spring, wire form and fourslide demand.
- **1978:** Lee Spring Limited, Wokingham UK opens, servicing Great Britain and Europe.
- **1981:** North Carolina sales and manufacturing facility opens to better serve customers in the Southeast.
- **1982:** New York headquarters and plant move to 62nd Street, Brooklyn NY.
- **1984:** Arizona sales and manufacturing facility opens to better serve the West Coast market.
- **1985:** Missouri sales and manufacturing facility opens to better serve customers in the Midwest.
- **2003:** Lee Spring de México sales and manufacturing facility opens in Monterrey México, serving México and Latin America.
- **2003:** Lee Spring receives our first ISO Certification.
- **2005:** Innovation- we are the first spring company to certify RoHS compliance on all Stock Springs.
- **2006:** Innovation- the industry's first Type 316 stock spring offering of over 3000 designs introduced.
- **2007:** Lee Spring Company (Shanghai) Ltd. opens, servicing China and the Pacific Rim market.
- **2008:** Innovation- unique Lite Pressure™ Compression Springs line introduced.
- **2008:** Lee Spring's Global Headquarters and New York plant relocate to the historic Brooklyn Army Terminal.
- **2009:** ISO 9001 Certification is renewed in all locations.
- **2010:** Innovation- the revolutionary LeeP™ Plastic Composite Spring line introduced.
- **2010:** Innovation- unique BANTAM™ Mini Compression Springs introduced.
- **2011:** Innovation- 3000+ MIL-SPEC springs added to stock offering, responding to Aerospace and Military market.
- **2013:** Lee Spring Company India Pvt. Ltd. opens in Bangalore, serving the Indian Sub-continent and the Asian Middle East.
- **2014:** Innovation- High Pressure Compression Spring line introduced.
- **2014:** Lee Spring opens in Halver, Germany.
- **2015:** Innovation: LeeP™ Plastic Composite Spring awarded US Patent.
- **2016:** Lee Spring expands German operations to Lüdenscheid, Germany.
- **2017:** Innovation: DIN-Plus Compression Series introduced.
- **2017:** Lee Spring becomes ISO 9001:2015 registered.
- **2018:** Lee Spring opens second China facility in Tianjin.
- **2018:** Lee Spring celebrates 100 Year Anniversary.
- **2019:** Lee Spring expands US operations with new facilities in California and Maryland.
- **2019:** Lee Spring expands UK operations with a second facility in Todmorden, Lancashire UK.

# Extension Springs: Standard Series

## *Selection to Match Your Needs*



The Lee Spring Standard Extension Spring line includes a wide range of size and rate combinations. Selections are sorted in ascending order based on outside diameter. Standard Extension Springs are available in both inch and metric series.

Standard Series springs are available in Music Wire, Type 302 Stainless Steel and Type 316 Stainless Steel. Metric Series springs are available in Music Wire and Type 302 Stainless Steel. The Music Wire springs are provided with a plating finish for light corrosion resistance. The Type 302 Stainless Steel springs are passivated, while Type 316 Stainless Steel springs are passivated and ultrasonically cleaned.

Lee Spring's Stock Extension Springs are supplied with full diameter loops (either to machine or crossover center style) at a random position with the exception of Metric Extension Springs which are specified to meet DIN Standards. Loop openings are approximately one wire diameter and the direction of wind is factory optional. If exact direction of helix is required, Custom Extension Springs can be made to specification.



*Lee Spring can manufacture custom extension springs to your specifications. Contact us today!*

# Extension Springs: Standard Series

## Guide to using tables

**Lee Stock Number:**  
Lee Spring Part Number, add suffix M for Music Wire, S for Stainless Steel or S316 for Type 316 Stainless Steel.

**Maximum Load:**  
Design load to extend the spring to its maximum extended length for Music Wire.

**Initial Tension:**  
Force that keeps the coils closed and which must be overcome before the coils start to move.

**Spring Rate:**  
The change in load over unit of deflection.

**Price Group:**  
Reference for price list. See fold-out section at rear of book.

LEE STOCK NUMBER	OUTSIDE DIAMETER		WIRE DIAMETER		MAXIMUM LOAD		INITIAL TENSION		FREE LENGTH		SPRING RATE		MAXIMUM EXTENDED LENGTH		PRICE GROUP		
	IN.	MM	IN.	MM	LB.	KG	LB.	KG	IN.	MM	LB/IN.	KG/MM	IN.	MM	Music Wire	302 Stainless*	316 Stainless
LE 014A 01	.125	3.18	.014	.36	1.10	.499	.12	.054	0.500	12.70	2.000	.0357	0.990	25.15	L	L	U
LE 014A 02									0.563	14.30	1.650	.0295	1.153	29.29	L	L	U
LE 014A 03									0.625	15.88	1.400	.0250	1.325	33.66	L	L	U
LE 014A 04									0.750	19.05	1.080	.0193	1.660	42.16	K	K	T
LE 014A 05									0.813	20.65	0.970	.0173	1.823	46.30	K	K	T
LE 014A 06									0.875	22.23	0.880	.0157	1.985	50.42	K	K	T
LE 014A 07									0.938	23.83	0.810	.0145	2.139	55.56	K	K	T
LE 014A 08									1.000	25.40	0.750	.0133	2.291	60.70	K	K	T

**Outside Diameter:**  
Spring outer diameter, parts listed in ascending order.

**Wire Diameter:**  
In ascending order of size, within each group of outside diameters.

**Free Length:**  
Length of the spring in the unloaded position, measured from inside the loops.

**Maximum Extended Length:**  
Suggested longest operating spring position to avoid loading overstress. For Type 316 Stainless Steel, reduce to approximately 75%–90% of these lengths.

EXTENSION SPRINGS

### Additional Information

- Maximum Load and Maximum Extended Length are calculated using nominal designs. These figures are provided for referencing only. To determine the load at any working length based on nominal free length, spring rate, and initial tension use the formula:  

$$P = (R \times F) + I.T.$$
 where P is the load in lbs.; R is the spring rate in lbs. per inch; F is the deflection in inches (or final spring length minus the free length); I.T. is the initial tension in lbs.
- The free length of an extension spring is measured from inside the end loops. To obtain the overall length add two wire diameters to the given length.
- As with compression springs, in order to achieve long life and service, good design suggests that extension springs not exceed beyond 80% of their deflection capability.

### How to Determine Price

- Select the spring you want by LEE STOCK NUMBER.
- Read across to the last column PRICE GROUP to obtain the price code: when applicable, select the price code that corresponds to the material type required.
- Refer to the PRICE GROUP in the appropriate pricing chart by spring type located in the back of this catalog for pricing up to 199 pieces of an item.
- Prices subject to change without notice.

**FREE SHIPPING AVAILABLE**  
See Price List in back of catalog for details.

# EXTENSION SPRINGS: STANDARD SERIES (INCH)

LOOPS AT RANDOM POSITION • Music Wire (Plated), 302 Stainless Steel\* (Passivated),  
or 316 Stainless Steel (Passivated Ultrasonically Cleaned)

LEE STOCK NUMBER	OUTSIDE DIAMETER		WIRE DIAMETER		MAXIMUM LOAD		INITIAL TENSION		FREE LENGTH		SPRING RATE		MAXIMUM EXTENDED LENGTH		PRICE GROUP		
	IN.	MM	IN.	MM	LB.	KG	LB.	KG	IN.	MM	LB./IN.	KG/MM	IN.	MM	Music Wire	302 Stainless*	316 Stainless
															M	S	S316
LE 014A 01	.125	3.18	.014	.36	1.10	.499	.12	.054	0.500	12.70	2.000	.0357	0.990	25.15	L	L	U
LE 014A 02									0.563	14.30	1.650	.0295	1.153	29.29	L	L	U
LE 014A 03									0.625	15.88	1.400	.0250	1.325	33.66	L	L	U
LE 014A 04									0.750	19.05	1.080	.0193	1.660	42.16	K	K	T
LE 014A 05									0.813	20.65	0.970	.0173	1.823	46.30	K	K	T
LE 014A 06									0.875	22.23	0.880	.0157	1.985	50.42	K	K	T
LE 014A 07									0.938	23.83	0.810	.0145	2.148	54.56	K	K	T
LE 014A 08									1.000	25.40	0.750	.0134	2.310	58.67	K	K	T
LE 014A 09									1.125	28.58	0.643	.0115	2.655	67.44	K	K	T
LE 014A 10									1.250	31.75	0.565	.0101	2.970	75.44	L	L	U
LE 014A 11									1.375	34.93	0.504	.0090	3.335	84.71	L	L	U
LE 014A 12									1.500	38.10	0.455	.0081	3.654	92.81	L	L	U
LE 016A 003	.125	3.18	.016	.41	1.60	.726	.20	.091	0.375	9.53	7.020	.1254	0.575	14.61	L	L	U
LE 016A 002									0.500	12.70	4.100	.0732	0.840	21.34	L	L	U
LE 016A 001									0.625	15.88	2.860	.0511	1.115	28.32	L	L	U
LE 016A 00									0.750	19.05	2.100	.0375	1.420	36.07	K	K	T
LE 016A 0									0.875	22.23	1.750	.0313	1.675	42.55	K	K	T
LE 016A 01									1.000	25.40	1.500	.0268	1.930	49.02	K	K	T
LE 016A 02									1.125	28.58	1.300	.0232	2.205	56.01	K	K	T
LE 016A 03									1.250	31.75	1.200	.0214	2.420	61.47	L	L	U
LE 016A 04									1.375	34.93	1.000	.0179	2.775	70.49	L	L	U
LE 016A 05									1.500	38.10	0.900	.0161	3.060	77.72	L	L	U
LE 016A 06									1.750	44.45	0.780	.0139	3.540	89.92	L	L	U
LE 016A 07									2.000	50.80	0.675	.0121	4.060	103.12	L	L	U
LE 018A 003	.125	3.18	.018	.46	2.20	.998	.30	.136	0.375	9.53	12.930	.2309	0.522	13.26	M	M	W
LE 018A 002									0.500	12.70	7.580	.1354	0.750	19.05	M	M	W
LE 018A 001									0.625	15.88	5.350	.0955	0.985	25.02	M	M	W
LE 018A 00									0.750	19.05	4.000	.0714	1.230	31.24	L	L	U
LE 018A 0									0.875	22.23	3.300	.0589	1.455	36.96	L	L	U
LE 018A 01									1.000	25.40	2.900	.0518	1.660	42.16	L	L	U
LE 018A 02									1.125	28.58	2.500	.0446	1.885	47.88	L	L	U
LE 018A 03									1.250	31.75	2.200	.0393	2.110	53.59	L	L	U
LE 018A 04									1.375	34.93	2.000	.0357	2.325	59.06	L	L	U
LE 018A 05									1.500	38.10	1.800	.0321	2.560	65.02	M	M	W
LE 018A 06									1.750	44.45	1.500	.0268	3.020	76.71	M	M	W
LE 018A 07									2.000	50.80	1.300	.0232	3.460	87.88	M	M	W
LE 018A 08	2.250	57.15	1.130	.0202	3.930	99.82	M	M	W								

EXTENSION SPRINGS



### SPECIAL INSTRUCTIONS FOR EXTENSION SERIES

**STOCK NUMBERS:** Add "M" to end of Stock Number for Music Wire; "S" for Type 302 Stainless; "S316" for Type 316 Stainless.

**PRICING:** See Inside Back Cover for up to 199 pricing. To price or order up to 1000 pcs., visit [leespring.com](http://leespring.com); 1000+ pcs. contact Lee Spring.

**CALCULATIONS:** Spring Rate, Maximum Load and Initial Tension are for Music Wire. For Type 302 Stainless, multiply figures shown by 5/6 (.833). For Type 316 Stainless, multiply Spring Rate and Initial Tension by 5/6 (.833), Maximum Load and Maximum Extended Length should be reduced approximately 75%–90% that of Type 302 Stainless version. Visit [leespring.com](http://leespring.com) for more information regarding any S316 Stainless product calculations.

\*Note: Type 302 may be substituted with Type 304 at Lee Spring's discretion.

# EXTENSION SPRINGS: STANDARD SERIES (INCH)

LOOPS AT RANDOM POSITION • Music Wire (Plated), 302 Stainless Steel\* (Passivated),  
or 316 Stainless Steel (Passivated Ultrasonically Cleaned)

LEE STOCK NUMBER	OUTSIDE DIAMETER		WIRE DIAMETER		MAXIMUM LOAD		INITIAL TENSION		FREE LENGTH		SPRING RATE		MAXIMUM EXTENDED LENGTH		PRICE GROUP										
	IN.	MM	IN.	MM	LB.	KG	LB.	KG	IN.	MM	LB./IN.	KG/MM	IN.	MM	Music Wire	302 Stainless*	316 Stainless								
LE 020A 002	.125	3.18	.020	.51	2.90	1.315	.40	.181	0.500	12.70	13.380	.2389	0.690	17.53	L	L	U								
LE 020A 001									0.625	15.88	9.420	.1682	0.895	22.73	L	L	U								
LE 020A 00									0.750	19.05	7.500	.1339	1.080	27.43	K	K	T								
LE 020A 0									0.875	22.23	6.000	.1071	1.295	32.89	K	K	T								
LE 020A 01									1.000	25.40	5.100	.0911	1.490	37.85	K	K	T								
LE 020A 02									1.125	28.58	4.400	.0786	1.695	43.05	K	K	T								
LE 020A 03									1.250	31.75	3.900	.0696	1.890	48.01	K	K	T								
LE 020A 04									1.375	34.93	3.500	.0625	2.085	52.96	K	K	T								
LE 020A 05									1.500	38.10	3.200	.0571	2.280	57.91	K	K	T								
LE 020A 06									1.750	44.45	2.700	.0482	2.680	68.07	L	L	U								
LE 020A 07									2.000	50.80	2.300	.0411	3.090	78.49	L	L	U								
LE 020A 08									2.250	57.15	2.000	.0357	3.500	88.90	L	L	U								
LE 022A 01									.125	3.18	.022	.56	3.90	1.769	.45	.204	0.625	15.88	16.100	.2875	0.835	21.21	L	L	U
LE 022A 02																	0.750	19.05	12.400	.2214	1.030	26.16	K	K	T
LE 022A 03																	0.875	22.23	10.200	.1822	1.215	30.86	K	K	T
LE 022A 04																	1.000	25.40	8.700	.1554	1.400	35.56	K	K	T
LE 022A 05	1.125	28.58	7.500	.1339	1.585	40.26	K	K									T								
LE 022A 06	1.250	31.75	6.600	.1179	1.770	44.96	L	L									U								
LE 022A 07	1.375	34.93	6.000	.1071	1.945	49.40	L	L									U								
LE 022A 08	1.500	38.10	5.400	.0964	2.140	54.36	L	L									U								
LE 022A 09	1.750	44.45	4.500	.0804	2.520	64.01	L	L									U								
LE 022A 10	2.000	50.80	3.900	.0696	2.880	73.15	L	L									U								
LE 022A 11	2.250	57.15	3.420	.0611	3.260	82.80	L	L									U								
LE 022A 12	2.500	63.50	3.050	.0545	3.630	92.20	L	L									U								
LE 014B 01	.188	4.78	.014	.36	.80	.363	.04	.018	0.625	15.88	0.530	.0095	2.055	52.20	K	K	W								
LE 014B 1A									0.750	19.05	0.368	.0066	2.815	71.50	K	K	W								
LE 014B 02									0.875	22.23	0.280	.0050	3.585	91.06	J	J	U								
LE 014B 03									1.000	25.40	0.230	.0041	4.300	109.22	J	J	U								
LE 014B 04									1.125	28.58	0.190	.0034	5.125	130.18	J	J	U								
LE 014B 05									1.250	31.75	0.170	.0030	5.720	145.29	J	J	U								
LE 014B 06									1.375	34.93	0.150	.0027	6.445	163.70	J	J	U								
LE 014B 07									1.500	38.10	0.130	.0023	7.350	186.69	J	J	U								
LE 014B 08									1.625	41.28	0.120	.0021	7.955	202.06	K	K	W								
LE 014B 09									1.750	44.45	0.110	.0020	8.660	219.96	K	K	W								
LE 014B 10									1.875	47.63	0.100	.0018	9.475	240.67	K	K	W								
LE 014B 11									2.000	50.80	0.090	.0016	10.440	265.18	K	K	W								
LE 014B 12									2.250	57.15	0.080	.0014	11.750	298.45	L	L	X								
LE 014B 13	2.500	63.50	0.070	.0013	13.360	339.34	L	L	X																

### SPECIAL INSTRUCTIONS FOR EXTENSION SERIES

**STOCK NUMBERS:** Add "M" to end of Stock Number for Music Wire; "S" for Type 302 Stainless; "S316" for Type 316 Stainless.

**PRICING:** See Inside Back Cover for up to 199 pricing. To price or order up to 1000 pcs., visit [leespring.com](http://leespring.com); 1000+ pcs. contact Lee Spring.

**CALCULATIONS:** Spring Rate, Maximum Load and Initial Tension are for Music Wire. For Type 302 Stainless, multiply figures shown by 5/6 (.833). For Type 316 Stainless, multiply Spring Rate and Initial Tension by 5/6 (.833), Maximum Load and Maximum Extended Length should be reduced approximately 75%–90% that of Type 302 Stainless version. Visit [leespring.com](http://leespring.com) for more information regarding any S316 Stainless product calculations.

\*Note: Type 302 may be substituted with Type 304 at Lee Spring's discretion.



# EXTENSION SPRINGS: STANDARD SERIES (INCH)

LOOPS AT RANDOM POSITION • Music Wire (Plated), 302 Stainless Steel\* (Passivated),  
or 316 Stainless Steel (Passivated Ultrasonically Cleaned)

LEE STOCK NUMBER	OUTSIDE DIAMETER		WIRE DIAMETER		MAXIMUM LOAD		INITIAL TENSION		FREE LENGTH		SPRING RATE		MAXIMUM EXTENDED LENGTH		PRICE GROUP		
	IN.	MM	IN.	MM	LB.	KG	LB.	KG	IN.	MM	LB./IN.	KG/MM	IN.	MM	Music Wire	302 Stainless*	316 Stainless
															M	S	S316
LE 016B 01	.188	4.78	.016	.41	1.20	.544	.08	.036	0.625	15.88	1.040	.0186	1.705	43.31	K	K	W
LE 016B 1A									0.750	19.05	0.732	.0131	2.280	57.91	K	K	W
LE 016B 02									0.875	22.23	0.570	.0102	2.840	72.14	J	J	U
LE 016B 03									1.000	25.40	0.460	.0082	3.430	87.12	J	J	U
LE 016B 04									1.125	28.58	0.390	.0070	3.995	101.47	J	J	U
LE 016B 05									1.250	31.75	0.340	.0061	4.540	115.32	J	J	U
LE 016B 06									1.375	34.93	0.300	.0054	5.105	129.67	J	J	U
LE 016B 07									1.500	38.10	0.260	.0046	5.810	147.57	J	J	U
LE 016B 08									1.625	41.28	0.240	.0043	6.295	159.89	K	K	W
LE 016B 09									1.750	44.45	0.220	.0039	6.840	173.74	K	K	W
LE 016B 10									1.875	47.63	0.200	.0036	7.475	189.87	K	K	W
LE 016B 11									2.000	50.80	0.180	.0032	8.220	208.79	K	K	W
LE 016B 12									2.250	57.15	0.160	.0029	9.250	234.95	L	L	X
LE 016B 13	2.500	63.50	0.140	.0025	10.500	266.70	L	L	X								
LE 018B 01	.188	4.78	.018	.46	1.50	.680	.14	.064	0.625	15.88	1.900	.0339	1.345	34.16	K	K	W
LE 018B 1A									0.750	19.05	1.348	.0241	1.759	44.68	K	K	W
LE 018B 02									0.875	22.23	1.050	.0188	2.175	55.25	J	J	U
LE 018B 03									1.000	25.40	0.860	.0154	2.580	65.53	J	J	U
LE 018B 04									1.125	28.58	0.730	.0130	2.985	75.82	J	J	U
LE 018B 05									1.250	31.75	0.630	.0113	3.410	86.61	J	J	U
LE 018B 06									1.375	34.93	0.550	.0098	3.845	97.66	J	J	U
LE 018B 07									1.500	38.10	0.500	.0089	4.220	107.19	J	J	U
LE 018B 08									1.625	41.28	0.450	.0080	4.645	117.98	K	K	W
LE 018B 09									1.750	44.45	0.410	.0073	5.070	128.78	K	K	W
LE 018B 10									1.875	47.63	0.380	.0068	5.455	138.56	K	K	W
LE 018B 11									2.000	50.80	0.350	.0063	5.890	149.61	K	K	W
LE 018B 12									2.250	57.15	0.300	.0054	6.780	172.21	L	L	X
LE 018B 13	2.500	63.50	0.270	.0048	7.540	191.52	L	L	X								
LE 020B 01	.188	4.78	.020	.51	2.00	.907	.22	.100	0.625	15.88	3.300	.0589	1.165	29.59	K	K	W
LE 020B 1A									0.750	19.05	2.333	.0417	1.513	38.43	K	K	W
LE 020B 02									0.875	22.23	1.800	.0321	1.865	47.37	J	J	U
LE 020B 03									1.000	25.40	1.500	.0268	2.190	55.63	J	J	U
LE 020B 04									1.125	28.58	1.300	.0232	2.495	63.37	J	J	U
LE 020B 05									1.250	31.75	1.100	.0196	2.870	72.90	J	J	U
LE 020B 06									1.375	34.93	0.970	.0173	3.215	81.66	J	J	U
LE 020B 07									1.500	38.10	0.870	.0155	3.550	90.17	J	J	U
LE 020B 08									1.625	41.28	0.790	.0141	3.875	98.43	K	K	W
LE 020B 09									1.750	44.45	0.720	.0129	4.220	107.19	K	K	W
LE 020B 10									1.875	47.63	0.660	.0118	4.575	116.21	K	K	W
LE 020B 11									2.000	50.80	0.610	.0109	4.920	124.97	K	K	W
LE 020B 12									2.250	57.15	0.530	.0095	5.610	142.49	L	L	X
LE 020B 13	2.500	63.50	0.470	.0084	6.290	159.77	L	L	X								

EXTENSION SPRINGS



### SPECIAL INSTRUCTIONS FOR EXTENSION SERIES

**STOCK NUMBERS:** Add "M" to end of Stock Number for Music Wire; "S" for Type 302 Stainless; "S316" for Type 316 Stainless.

**PRICING:** See Inside Back Cover for up to 199 pricing. To price or order up to 1000 pcs., visit [leespring.com](http://leespring.com); 1000+ pcs. contact Lee Spring.

**CALCULATIONS:** Spring Rate, Maximum Load and Initial Tension are for Music Wire. For Type 302 Stainless, multiply figures shown by 5/6 (.833). For Type 316 Stainless, multiply Spring Rate and Initial Tension by 5/6 (.833), Maximum Load and Maximum Extended Length should be reduced approximately 75%–90% that of Type 302 Stainless version. Visit [leespring.com](http://leespring.com) for more information regarding any S316 Stainless product calculations.

\*Note: Type 302 may be substituted with Type 304 at Lee Spring's discretion.

# EXTENSION SPRINGS: STANDARD SERIES (INCH)

LOOPS AT RANDOM POSITION • Music Wire (Plated), 302 Stainless Steel\* (Passivated),  
or 316 Stainless Steel (Passivated Ultrasonically Cleaned)

LEE STOCK NUMBER	OUTSIDE DIAMETER		WIRE DIAMETER		MAXIMUM LOAD		INITIAL TENSION		FREE LENGTH		SPRING RATE		MAXIMUM EXTENDED LENGTH		PRICE GROUP										
	IN.	MM	IN.	MM	LB.	KG	LB.	KG	IN.	MM	LB/IN.	KG/MM	IN.	MM	Music Wire	302 Stainless*	316 Stainless								
															M	S	S316								
LE 022B 002	.188	4.78	.022	.56	2.50	1.134	.30	.136	0.500	12.70	8.700	.1554	0.750	19.05	K	K	Y								
LE 022B 001									0.625	15.88	5.400	.0964	1.035	26.29	K	K	Y								
LE 022B 00									0.750	19.05	3.800	.0679	1.330	33.78	J	J	X								
LE 022B 0									0.875	22.23	3.200	.0571	1.565	39.75	J	J	X								
LE 022B 01									1.000	25.40	2.500	.0446	1.880	47.75	J	J	X								
LE 022B 02									1.125	28.58	2.100	.0375	2.175	55.25	J	J	X								
LE 022B 03									1.250	31.75	1.800	.0321	2.470	62.74	J	J	X								
LE 022B 04									1.375	34.93	1.600	.0286	2.755	69.98	J	J	X								
LE 022B 05									1.500	38.10	1.400	.0250	3.070	77.98	J	J	X								
LE 022B 06									1.750	44.45	1.200	.0214	3.580	90.93	K	K	Y								
LE 022B 07									2.000	50.80	1.000	.0179	4.200	106.68	K	K	Y								
LE 022B 08									2.250	57.15	0.890	.0159	4.720	119.89	K	K	Y								
LE 022B 09									2.500	63.50	0.780	.0139	5.320	135.13	K	K	Y								
LE 024B 01									.188	4.78	.024	.61	3.40	1.542	.40	.181	0.625	15.88	8.500	.1518	0.975	24.77	K	K	Y
LE 024B 02																	0.688	17.48	7.200	.1286	1.108	28.14	J	J	X
LE 024B 03																	0.750	19.05	6.000	.1071	1.250	31.75	J	J	X
LE 024B 04																	0.813	20.65	5.300	.0946	1.383	35.13	J	J	X
LE 024B 05																	0.875	22.23	4.800	.0857	1.505	38.23	J	J	X
LE 024B 06	0.938	23.83	4.300	.0768	1.638	41.61	J	J									X								
LE 024B 07	1.000	25.40	4.000	.0714	1.750	44.45	J	J									X								
LE 024B 08	1.125	28.58	3.360	.0600	2.015	51.18	J	J									X								
LE 024B 09	1.250	31.75	2.910	.0520	2.280	57.91	J	J									X								
LE 024B 10	1.375	34.93	2.570	.0459	2.545	64.64	J	J									X								
LE 024B 11	1.500	38.10	2.300	.0411	2.800	71.12	J	J									X								
LE 024B 12	1.750	44.45	1.900	.0339	3.330	84.58	J	J									Y								
LE 024B 13	2.000	50.80	1.620	.0289	3.850	97.79	J	J									Y								
LE 024B 14	2.250	57.15	1.420	.0254	4.360	110.74	J	J									Y								
LE 024B 15	2.500	63.50	1.260	.0225	4.880	123.95	J	J									Y								
LE 026B 002	.188	4.78	.026	.66	4.30	1.950	.50	.227	0.500	12.70	20.500	.3661	0.690	17.53	K	K	Y								
LE 026B 001									0.625	15.88	12.630	.2255	0.925	23.50	K	K	Y								
LE 026B 00									0.750	19.05	9.500	.1697	1.150	29.21	J	J	X								
LE 026B 0									0.875	22.23	7.400	.1321	1.385	35.18	J	J	X								
LE 026B 01									1.000	25.40	6.100	.1089	1.620	41.15	J	J	X								
LE 026B 02									1.125	28.58	5.100	.0911	1.875	47.63	J	J	X								
LE 026B 03									1.250	31.75	4.500	.0804	2.090	53.09	J	J	X								
LE 026B 04									1.375	34.93	4.000	.0714	2.325	59.06	J	J	X								
LE 026B 05									1.500	38.10	3.500	.0625	2.590	65.79	J	J	X								
LE 026B 06									1.750	44.45	2.900	.0518	3.060	77.72	J	J	Y								
LE 026B 07									2.000	50.80	2.500	.0446	3.520	89.41	J	J	Y								
LE 026B 08									2.250	57.15	2.200	.0393	3.980	101.09	J	J	Y								
LE 026B 09									2.500	63.50	1.930	.0345	4.470	113.54	J	J	Y								

### SPECIAL INSTRUCTIONS FOR EXTENSION SERIES

**STOCK NUMBERS:** Add "M" to end of Stock Number for Music Wire; "S" for Type 302 Stainless; "S316" for Type 316 Stainless.

**PRICING:** See Inside Back Cover for up to 199 pricing. To price or order up to 1000 pcs., visit leespring.com; 1000+ pcs. contact Lee Spring.

**CALCULATIONS:** Spring Rate, Maximum Load and Initial Tension are for Music Wire. For Type 302 Stainless, multiply figures shown by 5/6 (.833). For Type 316 Stainless, multiply Spring Rate and Initial Tension by 5/6 (.833), Maximum Load and Maximum Extended Length should be reduced approximately 75%–90% that of Type 302 Stainless version. Visit leespring.com for more information regarding any S316 Stainless product calculations.

\*Note: Type 302 may be substituted with Type 304 at Lee Spring's discretion.

# EXTENSION SPRINGS: STANDARD SERIES (INCH)

LOOPS AT RANDOM POSITION • Music Wire (Plated), 302 Stainless Steel\* (Passivated),  
or 316 Stainless Steel (Passivated Ultrasonically Cleaned)

LEE STOCK NUMBER	OUTSIDE DIAMETER		WIRE DIAMETER		MAXIMUM LOAD		INITIAL TENSION		FREE LENGTH		SPRING RATE		MAXIMUM EXTENDED LENGTH		PRICE GROUP		
	IN.	MM	IN.	MM	LB.	KG	LB.	KG	IN.	MM	LB/IN.	KG/MM	IN.	MM	Music Wire	302 Stainless*	316 Stainless
															M	S	S316
LE 029B 01	.188	4.78	.029	.74	5.80	2.631	.75	.340	0.625	15.88	22.400	.4000	0.855	21.72	K	K	Y
LE 029B 02									0.688	17.48	19.200	.3429	0.948	24.08	J	J	X
LE 029B 03									0.750	19.05	16.800	.3000	1.050	26.67	J	J	X
LE 029B 04									0.813	20.65	14.900	.2661	1.153	29.29	J	J	X
LE 029B 05									0.875	22.23	13.100	.2339	1.265	32.13	J	J	X
LE 029B 06									0.938	23.83	12.000	.2143	1.358	34.49	J	J	X
LE 029B 07									1.000	25.40	11.000	.1964	1.460	37.08	J	J	X
LE 029B 08									1.125	28.58	9.280	.1657	1.665	42.29	K	K	Y
LE 029B 09									1.250	31.75	8.090	.1445	1.870	47.50	K	K	Y
LE 029B 10									1.375	34.93	7.170	.1280	2.075	52.71	K	K	Y
LE 029B 11									1.500	38.10	6.440	.1150	2.280	57.91	K	K	Y
LE 029B 12									1.750	44.45	5.330	.0952	2.700	68.58	K	K	Y
LE 029B 13									2.000	50.80	4.560	.0814	3.110	78.99	K	K	Y
LE 029B 14									2.250	57.15	4.010	.0716	3.510	89.15	K	K	Y
LE 029B 15									2.500	63.50	3.540	.0632	3.930	99.82	K	K	Y
LE 031B 002	.188	4.78	.031	.79	7.00	3.175	.85	.386	0.500	12.70	52.000	.9286	0.620	15.75	K	K	Y
LE 031B 001									0.625	15.88	31.720	.5665	0.815	20.70	K	K	Y
LE 031B 00									0.750	19.05	24.100	.4304	1.010	25.65	J	J	X
LE 031B 0									0.875	22.23	19.000	.3393	1.195	30.35	J	J	X
LE 031B 01									1.000	25.40	15.800	.2822	1.390	35.31	J	J	X
LE 031B 02									1.125	28.58	13.500	.2411	1.585	40.26	J	J	Y
LE 031B 03									1.250	31.75	11.700	.2089	1.780	45.21	J	J	Y
LE 031B 04									1.375	34.93	10.400	.1857	1.965	49.91	J	J	Y
LE 031B 05									1.500	38.10	9.200	.1643	2.170	55.12	J	J	Y
LE 031B 06									1.750	44.45	7.700	.1375	2.550	64.77	J	J	Y
LE 031B 07									2.000	50.80	6.600	.1179	2.930	74.42	J	J	Y
LE 031B 08									2.250	57.15	5.700	.1018	3.330	84.58	K	K	Y
LE 031B 09									2.500	63.50	5.100	.0911	3.710	94.23	K	K	Y
LE 031B 10									2.750	69.85	4.500	.0804	4.120	104.65	K	K	Y
LE 034B 01									.188	4.78	.034	.86	9.00	4.082	.90	.408	0.625
LE 034B 02	0.750	19.05	40.000	.7143	0.950	24.13	J	J									X
LE 034B 03	0.875	22.23	31.000	.5536	1.135	28.83	J	J									X
LE 034B 04	1.000	25.40	26.000	.4643	1.310	33.27	J	J									X
LE 034B 05	1.125	28.58	22.400	.4000	1.485	37.72	J	J									Y
LE 034B 06	1.250	31.75	19.300	.3447	1.670	42.42	J	J									Y
LE 034B 07	1.375	34.93	17.200	.3072	1.845	46.86	J	J									Y
LE 034B 08	1.500	38.10	15.500	.2768	2.020	51.31	K	K									Y
LE 034B 09	1.750	44.45	12.900	.2304	2.380	60.45	K	K									Y
LE 034B 10	2.000	50.80	11.000	.1964	2.740	69.60	K	K									Y
LE 034B 11	2.250	57.15	9.600	.1714	3.090	78.49	K	K									Y
LE 034B 12	2.500	63.50	8.500	.1518	3.450	87.63	K	K									Y
LE 034B 13	2.750	69.85	7.600	.1357	3.820	97.03	K	K									Y

EXTENSION SPRINGS



**SPECIAL INSTRUCTIONS FOR EXTENSION SERIES**

**STOCK NUMBERS:** Add "M" to end of Stock Number for Music Wire; "S" for Type 302 Stainless; "S316" for Type 316 Stainless.

**PRICING:** See Inside Back Cover for up to 199 pricing. To price or order up to 1000 pcs., visit [leespring.com](http://leespring.com); 1000+ pcs. contact Lee Spring.

**CALCULATIONS:** Spring Rate, Maximum Load and Initial Tension are for Music Wire. For Type 302 Stainless, multiply figures shown by 5/6 (.833). For Type 316 Stainless, multiply Spring Rate and Initial Tension by 5/6 (.833), Maximum Load and Maximum Extended Length should be reduced approximately 75%–90% that of Type 302 Stainless version. Visit [leespring.com](http://leespring.com) for more information regarding any S316 Stainless product calculations.

\*Note: Type 302 may be substituted with Type 304 at Lee Spring's discretion.

# EXTENSION SPRINGS: STANDARD SERIES (INCH)

LOOPS AT RANDOM POSITION • Music Wire (Plated), 302 Stainless Steel\* (Passivated),  
or 316 Stainless Steel (Passivated Ultrasonically Cleaned)

LEE STOCK NUMBER	OUTSIDE DIAMETER		WIRE DIAMETER		MAXIMUM LOAD		INITIAL TENSION		FREE LENGTH		SPRING RATE		MAXIMUM EXTENDED LENGTH		PRICE GROUP		
	IN.	MM	IN.	MM	LB.	KG	LB.	KG	IN.	MM	LB./IN.	KG/MM	IN.	MM	Music Wire	302 Stainless*	316 Stainless
															M	S	S316
LE 018C 01	.250	6.35	.018	.46	1.10	.499	.10	.045	0.625	15.88	1.270	.0227	1.415	35.94	K	K	AA
LE 018C 02									0.750	19.05	0.740	.0132	2.100	53.34	K	K	AA
LE 018C 03									0.875	22.23	0.530	.0095	2.765	70.23	J	J	Z
LE 018C 04									1.000	25.40	0.410	.0073	3.440	87.38	J	J	Z
LE 018C 05									1.125	28.58	0.340	.0061	4.075	103.51	J	J	Z
LE 018C 06									1.250	31.75	0.280	.0050	4.830	122.68	K	K	AA
LE 018C 07									1.375	34.93	0.250	.0045	5.385	136.78	K	K	AA
LE 018C 08									1.500	38.10	0.210	.0038	6.270	159.26	K	K	AA
LE 018C 09									1.750	44.45	0.170	.0030	7.640	194.06	K	K	AA
LE 018C 10									2.000	50.80	0.140	.0025	9.160	232.66	K	K	AA
LE 018C 11									2.250	57.15	0.130	.0023	9.960	252.98	K	K	AA
LE 018C 12									2.500	63.50	0.110	.0020	11.610	294.89	K	K	AA
LE 018C 13									2.750	69.85	0.100	.0018	12.770	324.36	K	K	AA
LE 022C 01	.250	6.35	.022	.56	2.10	.953	.20	.091	0.625	15.88	3.300	.0589	1.205	30.61	K	K	AA
LE 022C 02									0.750	19.05	2.000	.0357	1.700	43.18	K	K	AA
LE 022C 03									0.875	22.23	1.500	.0268	2.145	54.48	J	J	Z
LE 022C 04									1.000	25.40	1.140	.0204	2.670	67.82	J	J	Z
LE 022C 05									1.125	28.58	0.940	.0168	3.145	79.88	J	J	Z
LE 022C 06									1.250	31.75	0.800	.0143	3.630	92.20	K	K	AA
LE 022C 07									1.375	34.93	0.700	.0125	4.085	103.76	K	K	AA
LE 022C 08									1.500	38.10	0.600	.0107	4.670	118.62	K	K	AA
LE 022C 09									1.750	44.45	0.500	.0089	5.550	140.97	K	K	AA
LE 022C 10									2.000	50.80	0.400	.0071	6.750	171.45	K	K	AA
LE 022C 11									2.250	57.15	0.360	.0064	7.530	191.26	K	K	AA
LE 022C 12									2.500	63.50	0.320	.0057	8.440	214.38	K	K	AA
LE 022C 13									2.750	69.85	0.280	.0050	9.540	242.32	K	K	AA
LE 026C 002	.250	6.35	.026	.66	3.10	1.406	.40	.181	0.500	12.70	20.300	.3625	0.630	16.00	K	K	AA
LE 026C 001									0.625	15.88	7.600	.1357	0.985	25.02	K	K	AA
LE 026C 00									0.750	19.05	4.800	.0857	1.310	33.27	J	J	AA
LE 026C 0									0.875	22.23	3.500	.0625	1.645	41.78	J	J	Z
LE 026C 01									1.000	25.40	2.800	.0500	1.960	49.78	J	J	Z
LE 026C 02									1.125	28.58	2.300	.0411	2.295	58.29	J	J	Z
LE 026C 03									1.250	31.75	1.900	.0339	2.670	67.82	J	J	AA
LE 026C 04									1.375	34.93	1.700	.0304	2.965	75.31	J	J	AA
LE 026C 05									1.500	38.10	1.500	.0268	3.300	83.82	J	J	AA
LE 026C 06									1.750	44.45	1.200	.0214	4.000	101.60	K	K	AA
LE 026C 07									2.000	50.80	1.000	.0179	4.700	119.38	K	K	AA
LE 026C 08									2.250	57.15	0.860	.0154	5.390	136.91	K	K	AA
LE 026C 09									2.500	63.50	0.760	.0136	6.050	153.67	K	K	AA
LE 026C 10									2.750	69.85	0.680	.0121	6.720	170.69	K	K	AA
LE 026C 11									3.000	76.20	0.600	.0107	7.500	190.50	K	K	AB
LE 026C 12	3.500	88.90	0.515	.0092	8.743	222.07	L	L	AC								
LE 026C 13	4.000	101.60	0.443	.0079	10.095	256.41	L	L	AC								
LE 026C 14	4.500	114.30	0.389	.0069	11.441	290.60	L	L	AC								
LE 026C 15	5.000	127.00	0.346	.0062	12.803	325.20	M	M	AD								

### SPECIAL INSTRUCTIONS FOR EXTENSION SERIES

**STOCK NUMBERS:** Add "M" to end of Stock Number for Music Wire; "S" for Type 302 Stainless; "S316" for Type 316 Stainless.

**PRICING:** See Inside Back Cover for up to 199 pricing. To price or order up to 1000 pcs., visit leespring.com; 1000+ pcs. contact Lee Spring.

**CALCULATIONS:** Spring Rate, Maximum Load and Initial Tension are for Music Wire. For Type 302 Stainless, multiply figures shown by 5/6 (.833). For Type 316 Stainless, multiply Spring Rate and Initial Tension by 5/6 (.833), Maximum Load and Maximum Extended Length should be reduced approximately 75%–90% that of Type 302 Stainless version. Visit leespring.com for more information regarding any S316 Stainless product calculations.

\*Note: Type 302 may be substituted with Type 304 at Lee Spring's discretion.

# EXTENSION SPRINGS: STANDARD SERIES (INCH)

LOOPS AT RANDOM POSITION • Music Wire (Plated), 302 Stainless Steel\* (Passivated),  
or 316 Stainless Steel (Passivated Ultrasonically Cleaned)

LEE STOCK NUMBER	OUTSIDE DIAMETER		WIRE DIAMETER		MAXIMUM LOAD		INITIAL TENSION		FREE LENGTH		SPRING RATE		MAXIMUM EXTENDED LENGTH		PRICE GROUP		
	IN.	MM	IN.	MM	LB.	KG	LB.	KG	IN.	MM	LB/IN.	KG/MM	IN.	MM	Music Wire	302 Stainless*	316 Stainless
LE 029C 001	.250	6.35	.029	.74	4.30	1.950	.55	.249	0.625	15.88	13.100	.2339	0.915	23.24	K	K	AA
LE 029C 00									0.750	19.05	7.900	.1411	1.220	30.99	K	K	AA
LE 029C 0									0.875	22.23	6.000	.1071	1.505	38.23	J	J	Z
LE 029C 01									1.000	25.40	4.700	.0839	1.800	45.72	J	J	Z
LE 029C 02									1.125	28.58	3.900	.0696	2.085	52.96	J	J	Z
LE 029C 03									1.250	31.75	3.400	.0607	2.350	59.69	J	J	AA
LE 029C 04									1.375	34.93	2.900	.0518	2.665	67.69	J	J	AA
LE 029C 05									1.500	38.10	2.550	.0455	2.970	75.44	J	J	AA
LE 029C 06									1.750	44.45	2.100	.0375	3.540	89.92	K	K	AA
LE 029C 07									2.000	50.80	1.800	.0321	4.080	103.63	K	K	AA
LE 029C 08									2.250	57.15	1.600	.0286	4.590	116.59	K	K	AA
LE 029C 09									2.500	63.50	1.370	.0245	5.240	133.10	K	K	AA
LE 029C 10									2.750	69.85	1.220	.0218	5.820	147.83	K	K	AA
LE 029C 11									3.000	76.20	1.100	.0196	6.410	162.81	K	K	AB
LE 029C 12									3.500	88.90	0.923	.0165	7.562	192.07	L	L	AC
LE 029C 13	4.000	101.60	0.795	.0142	8.716	221.39	L	L	AC								
LE 029C 14	4.500	114.30	0.697	.0124	9.880	250.95	L	L	AC								
LE 029C 15	5.000	127.00	0.621	.0111	11.038	280.37	M	M	AD								
LE 031C 001	.250	6.35	.031	.79	5.20	2.359	.70	.318	0.625	15.88	18.840	.3364	0.865	21.97	K	K	AA
LE 031C 00									0.750	19.05	12.000	.2143	1.130	28.70	K	K	AA
LE 031C 0									0.875	22.23	8.800	.1572	1.385	35.18	J	J	Z
LE 031C 01									1.000	25.40	6.900	.1232	1.650	41.91	J	J	Z
LE 031C 02									1.125	28.58	5.700	.1018	1.915	48.64	J	J	Z
LE 031C 03									1.250	31.75	4.900	.0875	2.170	55.12	J	J	AA
LE 031C 04									1.375	34.93	4.300	.0768	2.425	61.60	J	J	AA
LE 031C 05									1.500	38.10	3.800	.0679	2.680	68.07	J	J	AA
LE 031C 06									1.750	44.45	3.000	.0536	3.250	82.55	J	J	AA
LE 031C 07									2.000	50.80	2.600	.0464	3.730	94.74	K	K	AA
LE 031C 08									2.250	57.15	2.200	.0393	4.300	109.22	K	K	AA
LE 031C 09									2.500	63.50	2.000	.0357	4.750	120.65	K	K	AA
LE 031C 10									2.750	69.85	1.750	.0313	5.320	135.13	K	K	AA
LE 031C 11									3.000	76.20	1.570	.0280	5.870	149.10	K	K	AB
LE 031C 12									3.500	88.90	1.320	.0236	6.909	175.49	L	L	AC
LE 031C 13	4.000	101.60	1.140	.0204	7.947	201.85	L	L	AC								
LE 031C 14	4.500	114.30	1.000	.0179	9.000	228.60	M	M	AD								
LE 031C 15	5.000	127.00	0.890	.0159	10.056	255.42	M	M	AD								

EXTENSION SPRINGS



### SPECIAL INSTRUCTIONS FOR EXTENSION SERIES

**STOCK NUMBERS:** Add "M" to end of Stock Number for Music Wire; "S" for Type 302 Stainless; "S316" for Type 316 Stainless.

**PRICING:** See Inside Back Cover for up to 199 pricing. To price or order up to 1000 pcs., visit [leespring.com](http://leespring.com); 1000+ pcs. contact Lee Spring.

**CALCULATIONS:** Spring Rate, Maximum Load and Initial Tension are for Music Wire. For Type 302 Stainless, multiply figures shown by 5/6 (.833). For Type 316 Stainless, multiply Spring Rate and Initial Tension by 5/6 (.833), Maximum Load and Maximum Extended Length should be reduced approximately 75%–90% that of Type 302 Stainless version. Visit [leespring.com](http://leespring.com) for more information regarding any S316 Stainless product calculations.

\*Note: Type 302 may be substituted with Type 304 at Lee Spring's discretion.



# EXTENSION SPRINGS: STANDARD SERIES (INCH)

LOOPS AT RANDOM POSITION • Music Wire (Plated), 302 Stainless Steel\* (Passivated),  
or 316 Stainless Steel (Passivated Ultrasonically Cleaned)

LEE STOCK NUMBER	OUTSIDE DIAMETER		WIRE DIAMETER		MAXIMUM LOAD		INITIAL TENSION		FREE LENGTH		SPRING RATE		MAXIMUM EXTENDED LENGTH		PRICE GROUP		
	IN.	MM	IN.	MM	LB.	KG	LB.	KG	IN.	MM	LB/IN.	KG/MM	IN.	MM	Music Wire	302 Stainless*	316 Stainless
LE 034C 001	.250	6.35	.034	.86	6.80	3.084	.85	.386	0.625	15.88	28.400	.5072	0.835	21.21	K	K	AA
LE 034C 00									0.750	19.05	17.800	.3179	1.080	27.43	K	K	AA
LE 034C 0									0.875	22.23	13.500	.2411	1.315	33.40	J	J	Z
LE 034C 01									1.000	25.40	10.800	.1929	1.550	39.37	J	J	Z
LE 034C 02									1.125	28.58	9.100	.1625	1.775	45.09	J	J	Z
LE 034C 03									1.250	31.75	7.900	.1411	2.000	50.80	J	J	AA
LE 034C 04									1.375	34.93	6.700	.1196	2.265	57.53	J	J	AA
LE 034C 05									1.500	38.10	6.100	.1089	2.480	62.99	K	K	AA
LE 034C 06									1.750	44.45	4.900	.0875	2.960	75.18	K	K	AA
LE 034C 07									2.000	50.80	4.200	.0750	3.420	86.87	K	K	AA
LE 034C 08									2.250	57.15	3.600	.0643	3.900	99.06	K	K	AA
LE 034C 09									2.500	63.50	3.200	.0571	4.360	110.74	L	L	AC
LE 034C 10									2.750	69.85	2.850	.0509	4.840	122.94	L	L	AC
LE 034C 11									3.000	76.20	2.600	.0464	5.290	134.37	L	L	AC
LE 034C 12									3.500	88.90	2.180	.0389	6.229	158.22	L	L	AC
LE 034C 13	4.000	101.60	1.880	.0336	7.165	181.99	M	M	AD								
LE 034C 14	4.500	114.30	1.650	.0295	8.106	205.89	M	M	AD								
LE 034C 15	5.000	127.00	1.470	.0263	9.048	229.82	M	M	AD								
LE 037C 00	.250	6.35	.037	.94	8.50	3.856	1.00	.454	0.625	15.88	44.700	.7983	0.795	20.19	K	K	AB
LE 037C 0									0.750	19.05	29.100	.5197	1.010	25.65	J	J	AA
LE 037C 01									1.000	25.40	17.700	.3161	1.420	36.07	J	J	AA
LE 037C 02									1.125	28.58	15.000	.2679	1.625	41.28	J	J	AA
LE 037C 03									1.250	31.75	12.700	.2268	1.840	46.74	J	J	AA
LE 037C 04									1.375	34.93	11.000	.1964	2.055	52.20	J	J	AA
LE 037C 05									1.500	38.10	9.700	.1732	2.270	57.66	J	J	AA
LE 037C 06									1.750	44.45	8.000	.1429	2.690	68.33	K	K	AB
LE 037C 07									2.000	50.80	6.700	.1196	3.120	79.25	K	K	AB
LE 037C 08									2.250	57.15	5.800	.1036	3.540	89.92	K	K	AB
LE 037C 09									2.500	63.50	5.100	.0911	3.970	100.84	L	L	AC
LE 037C 10									2.750	69.85	4.600	.0821	4.380	111.25	L	L	AC
LE 037C 11									3.000	76.20	4.100	.0732	4.830	122.68	L	L	AC
LE 037C 12									3.250	82.55	3.750	.0670	5.250	133.35	L	L	AC
LE 037C 13									3.500	88.90	3.420	.0611	5.690	144.53	L	L	AC
LE 037C 14	4.000	101.60	2.980	.0532	6.517	165.53	M	M	AD								
LE 037C 15	4.500	114.30	2.620	.0468	7.363	187.02	M	M	AD								
LE 037C 16	5.000	127.00	2.330	.0416	8.219	208.76	M	M	AD								

### SPECIAL INSTRUCTIONS FOR EXTENSION SERIES

**STOCK NUMBERS:** Add "M" to end of Stock Number for Music Wire; "S" for Type 302 Stainless; "S316" for Type 316 Stainless.

**PRICING:** See Inside Back Cover for up to 199 pricing. To price or order up to 1000+ pcs., visit leespring.com; 1000+ pcs. contact Lee Spring.

**CALCULATIONS:** Spring Rate, Maximum Load and Initial Tension are for Music Wire. For Type 302 Stainless, multiply figures shown by 5/6 (.833). For Type 316 Stainless, multiply Spring Rate and Initial Tension by 5/6 (.833), Maximum Load and Maximum Extended Length should be reduced approximately 75%–90% that of Type 302 Stainless version. Visit leespring.com for more information regarding any S316 Stainless product calculations.

\*Note: Type 302 may be substituted with Type 304 at Lee Spring's discretion.



# EXTENSION SPRINGS: STANDARD SERIES (INCH)

LOOPS AT RANDOM POSITION • Music Wire (Plated), 302 Stainless Steel\* (Passivated),  
or 316 Stainless Steel (Passivated Ultrasonically Cleaned)

LEE STOCK NUMBER	OUTSIDE DIAMETER		WIRE DIAMETER		MAXIMUM LOAD		INITIAL TENSION		FREE LENGTH		SPRING RATE		MAXIMUM EXTENDED LENGTH		PRICE GROUP		
	IN.	MM	IN.	MM	LB.	KG	LB.	KG	IN.	MM	LB/IN.	KG/MM	IN.	MM	Music Wire	302 Stainless*	316 Stainless
LE 041C 01	.250	6.35	.041	1.04	11.70	5.307	1.05	.476	0.750	19.05	51.600	.9215	0.960	24.38	K	K	AB
LE 041C 02									1.000	25.40	30.000	.5357	1.360	34.54	K	K	AB
LE 041C 03									1.125	28.58	25.000	.4465	1.555	39.50	K	K	AB
LE 041C 04									1.250	31.75	21.500	.3839	1.750	44.45	K	K	AB
LE 041C 05									1.375	34.93	19.000	.3393	1.935	49.15	K	K	AB
LE 041C 06									1.500	38.10	16.800	.3000	2.130	54.10	K	K	AB
LE 041C 07									1.750	44.45	13.800	.2464	2.520	64.01	L	L	AC
LE 041C 08									2.000	50.80	11.700	.2089	2.910	73.91	L	L	AC
LE 041C 09									2.250	57.15	10.100	.1804	3.300	83.82	L	L	AC
LE 041C 10									2.500	63.50	8.900	.1589	3.700	93.98	L	L	AC
LE 041C 11									2.750	69.85	8.000	.1429	4.080	103.63	L	L	AC
LE 041C 12									3.000	76.20	7.250	.1295	4.470	113.54	L	L	AC
LE 041C 13									3.500	88.90	6.100	.1089	5.250	133.35	L	L	AC
LE 041C 14									4.000	101.60	5.250	.0938	6.029	153.14	M	M	AD
LE 041C 15									4.500	114.30	4.620	.0825	6.805	172.85	M	M	AD
LE 041C 16									5.000	127.00	4.120	.0736	7.585	192.66	M	M	AD
LE 030CD 01	.313	7.95	.030	.76	4.00	1.814	.40	.181	1.000	25.40	3.500	.0625	2.030	51.56	G	G	AB
LE 030CD 02									1.125	28.58	2.700	.0482	2.455	62.36	G	G	AB
LE 030CD 03									1.250	31.75	2.300	.0411	2.820	71.63	G	G	AB
LE 030CD 04									1.375	34.93	1.900	.0339	3.265	82.93	G	G	AB
LE 030CD 05									1.500	38.10	1.700	.0304	3.620	91.95	G	G	AB
LE 030CD 06									1.750	44.45	1.300	.0232	4.520	114.81	J	J	AC
LE 030CD 07									2.000	50.80	1.100	.0196	5.270	133.86	K	K	AC
LE 030CD 08									2.250	57.15	0.940	.0168	6.080	154.43	K	K	AC
LE 030CD 09									2.500	63.50	0.830	.0148	6.840	173.74	K	K	AC
LE 030CD 10									2.750	69.85	0.727	.0130	7.702	195.63	L	M	AD
LE 030CD 11									3.000	76.20	0.653	.0117	8.513	216.23	L	M	AD
LE 037CD 0	.313	7.95	.037	.94	7.00	3.175	.83	.376	0.750	19.05	18.390	.3284	1.086	27.58	J	J	AC
LE 037CD 01									1.000	25.40	9.000	.1607	1.690	42.93	G	G	AB
LE 037CD 02									1.125	28.58	7.000	.1250	2.005	50.93	G	G	AB
LE 037CD 03									1.250	31.75	6.000	.1071	2.280	57.91	G	G	AB
LE 037CD 04									1.375	34.93	5.200	.0929	2.565	65.15	G	G	AB
LE 037CD 05									1.500	38.10	4.600	.0821	2.840	72.14	G	G	AB
LE 037CD 06									1.750	44.45	3.600	.0643	3.460	87.88	J	J	AC
LE 037CD 07									2.000	50.80	3.100	.0554	3.990	101.35	K	L	AD
LE 037CD 08									2.250	57.15	2.600	.0464	4.620	117.35	K	L	AD
LE 037CD 09									2.500	63.50	2.400	.0429	5.070	128.78	K	L	AD
LE 037CD 10									2.750	69.85	2.100	.0375	5.690	144.53	L	M	AD
LE 037CD 11	3.000	76.20	1.900	.0339	6.250	158.75	L	M	AD								

EXTENSION SPRINGS



**SPECIAL INSTRUCTIONS FOR EXTENSION SERIES**

**STOCK NUMBERS:** Add "M" to end of Stock Number for Music Wire; "S" for Type 302 Stainless; "S316" for Type 316 Stainless.

**PRICING:** See Inside Back Cover for up to 199 pricing. To price or order up to 1000 pcs., visit [leespring.com](http://leespring.com); 1000+ pcs. contact Lee Spring.

**CALCULATIONS:** Spring Rate, Maximum Load and Initial Tension are for Music Wire. For Type 302 Stainless, multiply figures shown by 5/6 (.833). For Type 316 Stainless, multiply Spring Rate and Initial Tension by 5/6 (.833), Maximum Load and Maximum Extended Length should be reduced approximately 75%–90% that of Type 302 Stainless version. Visit [leespring.com](http://leespring.com) for more information regarding any S316 Stainless product calculations.

\*Note: Type 302 may be substituted with Type 304 at Lee Spring's discretion.

# EXTENSION SPRINGS: STANDARD SERIES (INCH)

LOOPS AT RANDOM POSITION • Music Wire (Plated), 302 Stainless Steel\* (Passivated),  
or 316 Stainless Steel (Passivated Ultrasonically Cleaned)

LEE STOCK NUMBER	OUTSIDE DIAMETER		WIRE DIAMETER		MAXIMUM LOAD		INITIAL TENSION		FREE LENGTH		SPRING RATE		MAXIMUM EXTENDED LENGTH		PRICE GROUP		
	IN.	MM	IN.	MM	LB.	KG	LB.	KG	IN.	MM	LB/IN.	KG/MM	IN.	MM	Music Wire	302 Stainless*	316 Stainless
LE 043CD 01	.313	7.95	.043	1.09	10.30	4.672	1.30	.590	1.000	25.40	22.430	.4006	1.400	35.56	J	J	AC
LE 043CD 02									1.125	28.58	17.980	.3211	1.625	41.28	J	J	AC
LE 043CD 03									1.250	31.75	15.000	.2679	1.850	46.99	J	J	AC
LE 043CD 04									1.375	34.93	12.870	.2298	2.075	52.71	J	J	AC
LE 043CD 05									1.500	38.10	11.270	.2013	2.300	58.42	J	J	AC
LE 043CD 06									1.750	44.45	9.030	.1613	2.750	69.85	K	K	AC
LE 043CD 07									2.000	50.80	7.530	.1345	3.200	81.28	K	K	AC
LE 043CD 08									2.250	57.15	6.460	.1154	3.640	92.46	L	L	AD
LE 043CD 09									2.500	63.50	5.650	.1009	4.090	103.89	N	P	AG
LE 043CD 10									2.750	69.85	5.020	.0896	4.540	115.32	N	P	AG
LE 043CD 11									3.000	76.20	4.520	.0807	4.990	126.75	N	P	AG
LE 049CD 01	.313	7.95	.049	1.24	15.00	6.804	1.80	.816	1.000	25.40	36.000	.6429	1.370	34.80	J	J	AC
LE 049CD 02									1.125	28.58	30.000	.5357	1.565	39.75	J	J	AC
LE 049CD 03									1.250	31.75	26.000	.4643	1.760	44.70	J	J	AC
LE 049CD 04									1.375	34.93	23.000	.4107	1.945	49.40	J	J	AC
LE 049CD 05									1.500	38.10	21.000	.3750	2.130	54.10	J	J	AC
LE 049CD 06									1.750	44.45	16.500	.2947	2.550	64.77	K	K	AC
LE 049CD 07									2.000	50.80	14.000	.2500	2.940	74.68	K	L	AD
LE 049CD 08									2.250	57.15	12.000	.2143	3.350	85.09	L	M	AD
LE 049CD 09									2.500	63.50	11.000	.1964	3.700	93.98	N	P	AG
LE 049CD 10									2.750	69.85	10.000	.1786	4.070	103.38	N	P	AG
LE 049CD 11									3.000	76.20	9.000	.1607	4.470	113.54	N	P	AG
LE 055CD 01	.313	7.95	.055	1.40	21.00	9.526	3.00	1.361	1.000	25.40	82.210	1.4681	1.220	30.99	K	K	AC
LE 055CD 02									1.125	28.58	66.780	1.1926	1.395	35.43	K	K	AC
LE 055CD 03									1.250	31.75	56.220	1.0040	1.570	39.88	K	K	AC
LE 055CD 04									1.375	34.93	48.550	.8670	1.745	44.32	K	K	AC
LE 055CD 05									1.500	38.10	42.720	.7629	1.920	48.77	K	K	AC
LE 055CD 06									1.750	44.45	34.450	.6152	2.270	57.66	L	L	AD
LE 055CD 07									2.000	50.80	28.850	.5152	2.620	66.55	L	M	AD
LE 055CD 08									2.250	57.15	24.830	.4434	2.970	75.44	M	N	AE
LE 055CD 09									2.500	63.50	21.790	.3891	3.330	84.58	P	R	AJ
LE 055CD 10									2.750	69.85	19.410	.3466	3.680	93.47	P	R	AJ
LE 055CD 11									3.000	76.20	17.500	.3125	4.030	102.36	P	R	AJ
LE 026D 01	.375	9.53	.026	.66	2.30	1.043	.22	.100	1.000	25.40	1.300	.0232	2.600	66.04	G	G	AD
LE 026D 02									1.125	28.58	0.920	.0164	3.385	85.98	G	G	AD
LE 026D 03									1.250	31.75	0.720	.0129	4.140	105.16	G	G	AD
LE 026D 04									1.375	34.93	0.600	.0107	4.845	123.06	G	G	AD
LE 026D 05									1.500	38.10	0.500	.0089	5.660	143.76	G	G	AD
LE 026D 06									1.750	44.45	0.390	.0070	7.080	179.83	G	G	AD

### SPECIAL INSTRUCTIONS FOR EXTENSION SERIES

**STOCK NUMBERS:** Add "M" to end of Stock Number for Music Wire; "S" for Type 302 Stainless; "S316" for Type 316 Stainless.

**PRICING:** See Inside Back Cover for up to 199 pricing. To price or order up to 1000 pcs., visit [leespring.com](http://leespring.com); 1000+ pcs. contact Lee Spring.

**CALCULATIONS:** Spring Rate, Maximum Load and Initial Tension are for Music Wire. For Type 302 Stainless, multiply figures shown by 5/6 (.833). For Type 316 Stainless, multiply Spring Rate and Initial Tension by 5/6 (.833), Maximum Load and Maximum Extended Length should be reduced approximately 75%–90% that of Type 302 Stainless version. Visit [leespring.com](http://leespring.com) for more information regarding any S316 Stainless product calculations.

\*Note: Type 302 may be substituted with Type 304 at Lee Spring's discretion.

# EXTENSION SPRINGS: STANDARD SERIES (INCH)

LOOPS AT RANDOM POSITION • Music Wire (Plated), 302 Stainless Steel\* (Passivated),  
or 316 Stainless Steel (Passivated Ultrasonically Cleaned)

LEE STOCK NUMBER	OUTSIDE DIAMETER		WIRE DIAMETER		MAXIMUM LOAD		INITIAL TENSION		FREE LENGTH		SPRING RATE		MAXIMUM EXTENDED LENGTH		PRICE GROUP		
	IN.	MM	IN.	MM	LB.	KG	LB.	KG	IN.	MM	LB./IN.	KG/MM	IN.	MM	Music Wire	302 Stainless*	316 Stainless
															M	S	S316
LE 031D 0									0.875	22.23	4.860	.0868	1.515	38.48	J	J	AE
LE 031D 01									1.000	25.40	3.100	.0554	2.000	50.80	G	G	AD
LE 031D 02									1.125	28.58	2.300	.0411	2.475	62.87	G	G	AD
LE 031D 03									1.250	31.75	1.800	.0321	2.970	75.44	G	G	AD
LE 031D 04									1.375	34.93	1.500	.0268	3.445	87.50	G	G	AD
LE 031D 05	.375	9.53	.031	.79	3.40	1.542	.30	.136	1.500	38.10	1.300	.0232	3.880	98.55	G	G	AD
LE 031D 06									1.750	44.45	0.960	.0171	4.980	126.49	G	G	AD
LE 031D 07									2.000	50.80	0.780	.0139	5.970	151.64	G	G	AE
LE 031D 08									2.250	57.15	0.660	.0118	6.950	176.53	G	G	AE
LE 031D 09									2.500	63.50	0.570	.0102	7.940	201.68	G	G	AE
LE 031D 10									2.750	69.85	0.500	.0089	8.950	227.33	J	J	AG
LE 031D 11									3.000	76.20	0.450	.0080	9.890	251.21	J	J	AG
LE 034D 01									1.000	25.40	4.800	.0857	1.850	46.99	G	G	AD
LE 034D 02									1.125	28.58	3.600	.0643	2.265	57.53	G	G	AD
LE 034D 03									1.250	31.75	2.800	.0500	2.710	68.83	G	G	AD
LE 034D 04									1.375	34.93	2.400	.0429	3.085	78.36	G	G	AD
LE 034D 05									1.500	38.10	2.000	.0357	3.550	90.17	G	G	AD
LE 034D 06									1.750	44.45	1.600	.0286	4.310	109.47	J	J	AG
LE 034D 07	.375	9.53	.034	.86	4.60	2.087	.50	.227	2.000	50.80	1.300	.0232	5.150	130.81	K	L	AK
LE 034D 08									2.250	57.15	1.073	.0192	6.071	154.20	K	L	AK
LE 034D 09									2.500	63.50	0.928	.0166	6.918	175.72	K	L	AK
LE 034D 10									2.750	69.85	0.818	.0146	7.762	197.15	K	L	AK
LE 034D 11									3.000	76.20	0.731	.0131	8.609	218.67	K	L	AK
LE 034D 12									3.500	88.90	0.603	.0108	10.299	261.59	L	M	AL
LE 034D 13									4.000	101.60	0.513	.0092	11.992	304.60	L	M	AL
LE 034D 14									4.500	114.30	0.446	.0080	13.693	347.80	M	N	AM
LE 034D 15									5.000	127.00	0.395	.0071	15.380	390.65	M	N	AM
LE 037D 0									0.750	19.05	24.300	.4339	0.960	24.38	J	J	AE
LE 037D 01									1.000	25.40	7.700	.1375	1.660	42.16	G	G	AD
LE 037D 02									1.125	28.58	5.600	.1000	2.035	51.69	G	G	AD
LE 037D 03									1.250	31.75	4.400	.0786	2.410	61.21	G	G	AD
LE 037D 04									1.375	34.93	3.700	.0661	2.755	69.98	G	G	AD
LE 037D 05									1.500	38.10	3.200	.0571	3.090	78.49	G	G	AD
LE 037D 06									1.750	44.45	2.400	.0429	3.880	98.55	J	J	AG
LE 037D 07									2.000	50.80	2.000	.0357	4.550	115.57	K	K	AJ
LE 037D 08	.375	9.53	.037	.94	5.80	2.631	.70	.318	2.250	57.15	1.700	.0304	5.250	133.35	K	L	AK
LE 037D 09									2.500	63.50	1.400	.0250	6.140	155.96	K	L	AK
LE 037D 10									2.750	69.85	1.260	.0225	6.800	172.72	K	L	AK
LE 037D 11									3.000	76.20	1.140	.0204	7.470	189.74	K	L	AK
LE 037D 12									3.500	88.90	0.942	.0168	8.914	226.42	L	M	AL
LE 037D 13									4.000	101.60	0.801	.0143	10.367	263.32	L	M	AL
LE 037D 14									4.500	114.30	0.698	.0125	11.807	299.90	M	N	AM
LE 037D 15									5.000	127.00	0.618	.0110	13.252	336.60	M	N	AM

**SPECIAL INSTRUCTIONS FOR EXTENSION SERIES**

**STOCK NUMBERS:** Add "M" to end of Stock Number for Music Wire; "S" for Type 302 Stainless; "S316" for Type 316 Stainless.

**PRICING:** See Inside Back Cover for up to 199 pricing. To price or order up to 1000 pcs., visit [leespring.com](http://leespring.com); 1000+ pcs. contact Lee Spring.

**CALCULATIONS:** Spring Rate, Maximum Load and Initial Tension are for Music Wire. For Type 302 Stainless, multiply figures shown by 5/6 (.833). For Type 316 Stainless, multiply Spring Rate and Initial Tension by 5/6 (.833), Maximum Load and Maximum Extended Length should be reduced approximately 75%–90% that of Type 302 Stainless version. Visit [leespring.com](http://leespring.com) for more information regarding any S316 Stainless product calculations.

\*Note: Type 302 may be substituted with Type 304 at Lee Spring's discretion.

EXTENSION SPRINGS



# EXTENSION SPRINGS: STANDARD SERIES (INCH)

LOOPS AT RANDOM POSITION • Music Wire (Plated), 302 Stainless Steel\* (Passivated),  
or 316 Stainless Steel (Passivated Ultrasonically Cleaned)

LEE STOCK NUMBER	OUTSIDE DIAMETER		WIRE DIAMETER		MAXIMUM LOAD		INITIAL TENSION		FREE LENGTH		SPRING RATE		MAXIMUM EXTENDED LENGTH		PRICE GROUP		
	IN.	MM	IN.	MM	LB.	KG	LB.	KG	IN.	MM	LB/IN.	KG/MM	IN.	MM	Music Wire	302 Stainless*	316 Stainless
LE 039D 01									1.000	25.40	9.600	.1714	1.630	41.40	G	G	AD
LE 039D 02									1.125	28.58	7.000	.1250	1.985	50.42	G	G	AD
LE 039D 03									1.250	31.75	5.700	.1018	2.300	58.42	G	G	AD
LE 039D 04									1.375	34.93	4.800	.0857	2.625	66.68	G	G	AD
LE 039D 05									1.500	38.10	4.100	.0732	2.960	75.18	G	G	AD
LE 039D 06	.375	9.53	.039	.99	6.80	3.084	.80	.363	1.750	44.45	3.200	.0571	3.630	92.20	J	J	AG
LE 039D 07									2.000	50.80	2.600	.0464	4.310	109.47	K	L	AK
LE 039D 08									2.250	57.15	2.200	.0393	4.980	126.49	K	L	AK
LE 039D 09									2.500	63.50	1.900	.0339	5.660	143.76	L	M	AL
LE 039D 10									2.750	69.85	1.690	.0302	6.300	160.02	L	M	AL
LE 039D 11									3.000	76.20	1.510	.0270	6.970	177.04	M	N	AM
LE 041D 0									0.750	19.05	38.000	.6786	0.930	23.62	J	J	AE
LE 041D 01									1.000	25.40	12.700	.2268	1.540	39.12	G	G	AD
LE 041D 02									1.125	28.58	9.500	.1697	1.855	47.12	G	G	AD
LE 041D 03									1.250	31.75	7.600	.1357	2.160	54.86	G	G	AD
LE 041D 04									1.375	34.93	6.400	.1143	2.455	62.36	G	G	AD
LE 041D 05									1.500	38.10	5.500	.0982	2.750	69.85	G	G	AD
LE 041D 06									1.750	44.45	4.200	.0750	3.390	86.11	J	J	AG
LE 041D 07									2.000	50.80	3.400	.0607	4.030	102.36	K	L	AK
LE 041D 08	.375	9.53	.041	1.04	7.80	3.538	.90	.408	2.250	57.15	2.900	.0518	4.630	117.60	K	L	AK
LE 041D 09									2.500	63.50	2.500	.0446	5.260	133.60	L	M	AL
LE 041D 10									2.750	69.85	2.190	.0391	5.900	149.86	M	N	AM
LE 041D 11									3.000	76.20	1.960	.0350	6.520	165.61	N	P	AN
LE 041D 12									3.500	88.90	1.630	.0291	7.730	196.34	N	P	AN
LE 041D 13									4.000	101.60	1.380	.0246	8.997	228.52	N	P	AN
LE 041D 14									4.500	114.30	1.200	.0214	10.250	260.35	N	P	AN
LE 041D 15									5.000	127.00	1.070	.0191	11.450	290.83	N	P	AN
LE 045D 0									0.750	19.05	57.000	1.0179	0.900	22.86	J	J	AE
LE 045D 01									1.000	25.40	20.200	.3607	1.440	36.58	G	G	AD
LE 045D 02									1.125	28.58	15.600	.2786	1.685	42.80	G	G	AD
LE 045D 03									1.250	31.75	12.200	.2179	1.970	50.04	G	G	AD
LE 045D 04									1.375	34.93	10.100	.1804	2.245	57.02	G	G	AD
LE 045D 05									1.500	38.10	8.800	.1572	2.500	63.50	G	G	AD
LE 045D 06									1.750	44.45	7.500	.1339	2.920	74.17	J	J	AG
LE 045D 07									2.000	50.80	5.600	.1000	3.570	90.68	J	K	AK
LE 045D 08	.375	9.53	.045	1.14	10.00	4.536	1.20	.544	2.250	57.15	4.800	.0857	4.080	103.63	K	L	AK
LE 045D 09									2.500	63.50	4.100	.0732	4.650	118.11	L	M	AL
LE 045D 10									2.750	69.85	3.600	.0643	5.190	131.83	L	M	AM
LE 045D 11									3.000	76.20	3.200	.0571	5.750	146.05	L	M	AN
LE 045D 12									3.500	88.90	2.600	.0464	6.880	174.75	M	N	AN
LE 045D 13									4.000	101.60	2.250	.0402	7.910	200.91	M	N	AN
LE 045D 14									4.500	114.30	1.980	.0354	8.940	227.08	N	P	AN
LE 045D 15									5.000	127.00	1.760	.0314	10.000	254.00	N	P	AN
LE 045D 16									5.500	139.70	1.580	.0282	11.070	281.18	N	R	AO
LE 045D 17									6.000	152.40	1.430	.0255	12.154	308.71	N	R	AO

### SPECIAL INSTRUCTIONS FOR EXTENSION SERIES

**STOCK NUMBERS:** Add "M" to end of Stock Number for Music Wire; "S" for Type 302 Stainless; "S316" for Type 316 Stainless.

**PRICING:** See Inside Back Cover for up to 199 pricing. To price or order up to 1000 pcs., visit leespring.com; 1000+ pcs. contact Lee Spring.

**CALCULATIONS:** Spring Rate, Maximum Load and Initial Tension are for Music Wire. For Type 302 Stainless, multiply figures shown by 5/6 (.833). For Type 316 Stainless, multiply Spring Rate and Initial Tension by 5/6 (.833), Maximum Load and Maximum Extended Length should be reduced approximately 75%–90% that of Type 302 Stainless version. Visit leespring.com for more information regarding any S316 Stainless product calculations.

\*Note: Type 302 may be substituted with Type 304 at Lee Spring's discretion.

# EXTENSION SPRINGS: STANDARD SERIES (INCH)

LOOPS AT RANDOM POSITION • Music Wire (Plated), 302 Stainless Steel\* (Passivated),  
or 316 Stainless Steel (Passivated Ultrasonically Cleaned)

LEE STOCK NUMBER	OUTSIDE DIAMETER		WIRE DIAMETER		MAXIMUM LOAD		INITIAL TENSION		FREE LENGTH		SPRING RATE		MAXIMUM EXTENDED LENGTH		PRICE GROUP		
	IN.	MM	IN.	MM	LB.	KG	LB.	KG	IN.	MM	LB./IN.	KG/MM	IN.	MM	Music Wire	302 Stainless*	316 Stainless
															M	S	S316
LE 049D 01	.375	9.53	.049	1.24	13.00	5.897	1.50	.680	1.000	25.40	30.000	.5357	1.380	35.05	J	J	AE
LE 049D 02									1.125	28.58	23.700	.4232	1.615	41.02	J	J	AE
LE 049D 03									1.250	31.75	19.000	.3393	1.860	47.24	J	J	AE
LE 049D 04									1.375	34.93	16.000	.2857	2.095	53.21	J	J	AE
LE 049D 05									1.500	38.10	13.900	.2482	2.330	59.18	J	J	AE
LE 049D 06									1.750	44.45	10.800	.1929	2.810	71.37	K	K	AJ
LE 049D 07									2.000	50.80	9.000	.1607	3.280	83.31	K	L	AK
LE 049D 08									2.250	57.15	7.500	.1339	3.780	96.01	L	M	AL
LE 049D 09									2.500	63.50	6.400	.1143	4.300	109.22	N	P	AN
LE 049D 10									2.750	69.85	5.800	.1036	4.730	120.14	N	P	AN
LE 049D 11									3.000	76.20	5.200	.0929	5.210	132.33	N	P	AN
LE 049D 12									3.500	88.90	4.200	.0750	6.240	158.50	N	R	AO
LE 049D 13									4.000	101.60	3.600	.0643	7.190	182.63	P	S	AP
LE 049D 14									4.500	114.30	3.200	.0571	8.090	205.49	R	T	AR
LE 049D 15									5.000	127.00	2.770	.0495	9.150	232.41	S	U	AS
LE 049D 16									5.500	139.70	2.500	.0446	10.100	256.54	S	U	AS
LE 049D 17									6.000	152.40	2.270	.0405	11.066	281.08	S	W	AT
LE 052D 01	.375	9.53	.052	1.32	15.50	7.031	1.75	.794	1.000	25.40	40.700	.7268	1.340	34.04	K	K	AJ
LE 052D 02									1.125	28.58	31.000	.5536	1.565	39.75	K	K	AJ
LE 052D 03									1.250	31.75	25.000	.4465	1.800	45.72	K	K	AJ
LE 052D 04									1.375	34.93	21.700	.3875	2.005	50.93	K	K	AJ
LE 052D 05									1.500	38.10	18.600	.3322	2.240	56.90	K	K	AJ
LE 052D 06									1.750	44.45	14.500	.2589	2.700	68.58	K	K	AJ
LE 052D 07									2.000	50.80	13.100	.2339	3.050	77.47	K	K	AK
LE 052D 08									2.250	57.15	10.200	.1822	3.600	91.44	L	L	AL
LE 052D 09									2.500	63.50	8.800	.1572	4.060	103.12	N	N	AN
LE 052D 10									2.750	69.85	7.800	.1393	4.510	114.55	N	N	AN
LE 052D 11									3.000	76.20	7.000	.1250	4.960	125.98	N	P	AN
LE 055D 0	.375	9.53	.055	1.40	17.50	7.938	2.00	.907	1.000	25.40	55.800	.9965	1.280	32.51	K	L	AK
LE 055D 0A									1.125	28.58	42.664	.7619	1.488	37.80	K	L	AK
LE 055D 01									1.250	31.75	34.800	.6215	1.700	43.18	K	L	AK
LE 055D 02									1.375	34.93	29.800	.5322	1.895	48.13	K	L	AK
LE 055D 03									1.500	38.10	25.400	.4536	2.110	53.59	K	L	AK
LE 055D 04									1.750	44.45	19.900	.3554	2.530	64.26	K	L	AK
LE 055D 05									2.000	50.80	16.400	.2929	2.950	74.93	L	M	AL
LE 055D 06									2.250	57.15	13.900	.2482	3.370	85.60	N	P	AN
LE 055D 07									2.500	63.50	11.900	.2125	3.800	96.52	N	P	AN
LE 055D 08									2.750	69.85	10.600	.1893	4.210	106.93	N	P	AN
LE 055D 09									3.000	76.20	9.500	.1697	4.630	117.60	N	R	AO
LE 055D 10									3.500	88.90	7.900	.1411	5.460	138.68	N	S	AP
LE 055D 11									4.000	101.60	6.800	.1214	6.280	159.51	P	T	AR
LE 055D 12									4.500	114.30	5.900	.1054	7.130	181.10	R	U	AS
LE 055D 13									5.000	127.00	5.300	.0946	7.920	201.17	S	W	AT
LE 055D 14	5.500	139.70	4.680	.0836	8.810	223.77	T	X	AU								
LE 055D 15	6.000	152.40	4.230	.0755	9.660	245.36	U	X	AU								

**SPECIAL INSTRUCTIONS FOR EXTENSION SERIES**

**STOCK NUMBERS:** Add "M" to end of Stock Number for Music Wire; "S" for Type 302 Stainless; "S316" for Type 316 Stainless.

**PRICING:** See Inside Back Cover for up to 199 pricing. To price or order up to 1000 pcs., visit [leespring.com](http://leespring.com); 1000+ pcs. contact Lee Spring.

**CALCULATIONS:** Spring Rate, Maximum Load and Initial Tension are for Music Wire. For Type 302 Stainless, multiply figures shown by 5/6 (.833). For Type 316 Stainless, multiply Spring Rate and Initial Tension by 5/6 (.833), Maximum Load and Maximum Extended Length should be reduced approximately 75%–90% that of Type 302 Stainless version. Visit [leespring.com](http://leespring.com) for more information regarding any S316 Stainless product calculations.

\*Note: Type 302 may be substituted with Type 304 at Lee Spring's discretion.

EXTENSION SPRINGS





# EXTENSION SPRINGS: STANDARD SERIES (INCH)

LOOPS AT RANDOM POSITION • Music Wire (Plated), 302 Stainless Steel\* (Passivated),  
or 316 Stainless Steel (Passivated Ultrasonically Cleaned)

LEE STOCK NUMBER	OUTSIDE DIAMETER		WIRE DIAMETER		MAXIMUM LOAD		INITIAL TENSION		FREE LENGTH		SPRING RATE		MAXIMUM EXTENDED LENGTH		PRICE GROUP		
	IN.	MM	IN.	MM	LB.	KG	LB.	KG	IN.	MM	LB/IN.	KG/MM	IN.	MM	Music Wire	302 Stainless*	316 Stainless
LE 058D 01	.375	9.53	.058	1.47	20.00	9.072	2.50	1.134	1.000	25.40	71.100	1.2697	1.250	31.75	L	M	AL
LE 058D 02									1.125	28.58	56.100	1.0018	1.435	36.45	L	M	AL
LE 058D 03									1.250	31.75	44.400	.7929	1.640	41.66	L	M	AL
LE 058D 04									1.375	34.93	38.100	.6804	1.835	46.61	L	M	AL
LE 058D 05									1.500	38.10	33.300	.5947	2.030	51.56	L	M	AL
LE 058D 06									1.750	44.45	26.000	.4643	2.420	61.47	L	M	AL
LE 058D 07									2.000	50.80	21.800	.3893	2.800	71.12	L	M	AL
LE 058D 08									2.250	57.15	18.400	.3286	3.200	81.28	M	N	AN
LE 058D 09									2.500	63.50	15.900	.2839	3.600	91.44	P	R	AO
LE 058D 10									2.750	69.85	14.200	.2536	3.980	101.09	P	R	AO
LE 058D 11									3.000	76.20	12.700	.2268	4.380	111.25	R	S	AP
LE 058D 12									3.500	88.90	10.570	.1888	5.156	130.96	R	U	AS
LE 058D 13									4.000	101.60	9.030	.1613	5.938	150.83	R	U	AS
LE 058D 14									4.500	114.30	7.880	.1407	6.721	170.71	R	W	AT
LE 058D 15									5.000	127.00	6.990	.1248	7.504	190.60	S	Y	AW
LE 058D 16									5.500	139.70	6.280	.1121	8.287	210.49	T	Z	AX
LE 058D 17									6.000	152.40	5.700	.1018	9.070	230.38	U	AA	AY
LE 037DD 01	.420	10.67	.037	.94	4.83	2.191	.50	.227	1.000	25.40	8.800	.1572	1.492	37.90	K	L	AK
LE 037DD 02									1.125	28.58	5.500	.0982	1.912	48.56	K	L	AK
LE 037DD 03									1.250	31.75	3.900	.0696	2.360	59.94	K	L	AK
LE 037DD 04									1.375	34.93	3.100	.0554	2.772	70.41	L	M	AL
LE 037DD 05									1.500	38.10	2.500	.0446	3.232	82.09	M	N	AM
LE 037DD 06									1.750	44.45	1.900	.0339	4.028	102.31	P	R	AO
LE 037DD 07									2.000	50.80	1.500	.0268	4.886	124.10	P	R	AO
LE 037DD 08									2.250	57.15	1.200	.0214	5.858	148.79	R	S	AP
LE 037DD 09									2.500	63.50	1.000	.0179	6.826	173.38	R	S	AP
LE 037DD 10									2.750	69.85	0.900	.0161	7.557	191.95	S	T	AR
LE 037DD 11									3.000	76.20	0.800	.0143	8.412	213.66	S	T	AR
LE 045DD 01	.420	10.67	.045	1.14	8.80	3.992	.90	.408	1.000	25.40	17.790	.3177	1.444	36.68	K	L	AK
LE 045DD 02									1.125	28.58	12.500	.2232	1.757	44.63	K	L	AK
LE 045DD 03									1.250	31.75	9.630	.1720	2.070	52.58	L	M	AL
LE 045DD 04									1.375	34.93	7.830	.1398	2.384	60.55	L	M	AL
LE 045DD 05									1.500	38.10	6.600	.1179	2.697	68.50	M	N	AM
LE 045DD 06									1.750	44.45	5.020	.0896	3.324	84.43	P	R	AO
LE 045DD 07									2.000	50.80	4.050	.0723	3.951	100.36	R	S	AP
LE 045DD 08									2.250	57.15	3.400	.0607	4.574	116.18	R	S	AP
LE 045DD 09									2.500	63.50	2.920	.0521	5.205	132.21	R	S	AP
LE 045DD 10									2.750	69.85	2.570	.0459	5.824	147.93	S	T	AR
LE 045DD 11									3.000	76.20	2.290	.0409	6.450	163.83	T	U	AS

### SPECIAL INSTRUCTIONS FOR EXTENSION SERIES

**STOCK NUMBERS:** Add "M" to end of Stock Number for Music Wire; "S" for Type 302 Stainless; "S316" for Type 316 Stainless.

**PRICING:** See Inside Back Cover for up to 199 pricing. To price or order up to 1000 pcs., visit [leespring.com](http://leespring.com); 1000+ pcs. contact Lee Spring.

**CALCULATIONS:** Spring Rate, Maximum Load and Initial Tension are for Music Wire. For Type 302 Stainless, multiply figures shown by 5/6 (.833). For Type 316 Stainless, multiply Spring Rate and Initial Tension by 5/6 (.833), Maximum Load and Maximum Extended Length should be reduced approximately 75%–90% that of Type 302 Stainless version. Visit [leespring.com](http://leespring.com) for more information regarding any S316 Stainless product calculations.

\*Note: Type 302 may be substituted with Type 304 at Lee Spring's discretion.



# EXTENSION SPRINGS: STANDARD SERIES (INCH)

LOOPS AT RANDOM POSITION • Music Wire (Plated), 302 Stainless Steel\* (Passivated),  
or 316 Stainless Steel (Passivated Ultrasonically Cleaned)

LEE STOCK NUMBER	OUTSIDE DIAMETER		WIRE DIAMETER		MAXIMUM LOAD		INITIAL TENSION		FREE LENGTH		SPRING RATE		MAXIMUM EXTENDED LENGTH		PRICE GROUP		
	IN.	MM	IN.	MM	LB.	KG	LB.	KG	IN.	MM	LB./IN.	KG/MM	IN.	MM	Music Wire	302 Stainless*	316 Stainless
LE 055DD 01	.420	10.67	.055	1.40	16.11	7.307	1.40	.635	1.000	25.40	56.600	1.0108	1.260	32.00	L	M	AL
LE 055DD 02									1.125	28.58	38.800	.6929	1.504	38.20	L	M	AL
LE 055DD 03									1.250	31.75	29.000	.5179	1.757	44.63	L	M	AL
LE 055DD 04									1.375	34.93	23.500	.4197	2.000	50.80	L	M	AL
LE 055DD 05									1.500	38.10	19.500	.3482	2.254	57.25	L	M	AM
LE 055DD 06									1.750	44.45	14.700	.2625	2.751	69.88	M	N	AO
LE 055DD 07									2.000	50.80	11.800	.2107	3.247	82.47	R	S	AP
LE 055DD 08									2.250	57.15	9.800	.1750	3.751	95.28	R	S	AP
LE 055DD 09									2.500	63.50	8.400	.1500	4.251	107.98	R	S	AP
LE 055DD 10									2.750	69.85	7.400	.1321	4.738	120.35	S	T	AR
LE 055DD 11									3.000	76.20	6.600	.1179	5.229	132.82	T	U	AS
LE 037DE 01	.438	11.13	.037	.94	5.50	2.495	.55	.249	1.000	25.40	3.800	.0679	1.880	47.75	K	L	AK
LE 037DE 02									1.125	28.58	3.000	.0536	2.360	59.94	K	L	AK
LE 037DE 03									1.250	31.75	2.400	.0429	3.310	84.07	K	L	AK
LE 037DE 04									1.375	34.93	2.000	.0357	3.855	97.92	L	M	AL
LE 037DE 05									1.500	38.10	1.750	.0313	4.330	109.98	M	N	AM
LE 037DE 06									1.750	44.45	1.400	.0250	5.290	134.37	P	R	AO
LE 037DE 07									2.000	50.80	1.100	.0196	6.500	165.10	P	R	AO
LE 037DE 08									2.250	57.15	0.970	.0173	7.350	186.69	R	S	AP
LE 037DE 09									2.500	63.50	0.850	.0152	8.320	211.33	R	S	AP
LE 037DE 10									2.750	69.85	0.750	.0134	9.350	237.49	S	T	AR
LE 037DE 11									3.000	76.20	0.660	.0118	10.500	266.70	S	T	AR
LE 046DE 01	.438	11.13	.046	1.17	10.00	4.536	1.00	.454	1.000	25.40	18.700	.3339	1.480	37.59	L	M	AL
LE 046DE 02									1.125	28.58	13.200	.2357	1.805	45.85	L	M	AL
LE 046DE 03									1.250	31.75	9.750	.1741	2.170	55.12	L	M	AL
LE 046DE 04									1.375	34.93	8.000	.1429	2.505	63.63	L	M	AL
LE 046DE 05									1.500	38.10	6.800	.1214	2.820	71.63	L	M	AM
LE 046DE 06									1.750	44.45	5.100	.0911	3.510	89.15	M	N	AO
LE 046DE 07									2.000	50.80	4.100	.0732	4.200	106.68	R	S	AP
LE 046DE 08									2.250	57.15	3.400	.0607	4.900	124.46	R	S	AP
LE 046DE 09									2.500	63.50	2.900	.0518	5.600	142.24	R	S	AP
LE 046DE 10									2.750	69.85	2.550	.0455	6.280	159.51	S	T	AR
LE 046DE 11									3.000	76.20	2.250	.0402	7.000	177.80	T	U	AS
LE 055DE 01	.438	11.13	.053	1.35	15.00	6.804	1.50	.680	1.000	25.40	29.000	.5179	1.430	36.32	L	M	AL
LE 055DE 02									1.125	28.58	22.500	.4018	1.700	43.18	L	M	AL
LE 055DE 03									1.250	31.75	19.000	.3393	1.960	49.78	L	M	AL
LE 055DE 04									1.375	34.93	16.000	.2857	2.215	56.26	L	M	AL
LE 055DE 05									1.500	38.10	14.000	.2500	2.460	62.48	L	M	AM
LE 055DE 06									1.750	44.45	11.000	.1964	2.980	75.69	M	N	AO
LE 055DE 07									2.000	50.80	9.300	.1661	3.450	87.63	R	S	AP
LE 055DE 08									2.250	57.15	8.000	.1429	3.940	100.08	R	S	AP
LE 055DE 09									2.500	63.50	6.800	.1214	4.490	114.05	R	S	AP
LE 055DE 10									2.750	69.85	6.000	.1071	5.000	127.00	S	T	AR
LE 055DE 11									3.000	76.20	5.400	.0964	5.500	139.70	T	U	AS

**SPECIAL INSTRUCTIONS FOR EXTENSION SERIES**

**STOCK NUMBERS:** Add "M" to end of Stock Number for Music Wire; "S" for Type 302 Stainless; "S316" for Type 316 Stainless.

**PRICING:** See Inside Back Cover for up to 199 pricing. To price or order up to 1000 pcs., visit [leespring.com](http://leespring.com); 1000+ pcs. contact Lee Spring.

**CALCULATIONS:** Spring Rate, Maximum Load and Initial Tension are for Music Wire. For Type 302 Stainless, multiply figures shown by 5/6 (.833). For Type 316 Stainless, multiply Spring Rate and Initial Tension by 5/6 (.833), Maximum Load and Maximum Extended Length should be reduced approximately 75%–90% that of Type 302 Stainless version. Visit [leespring.com](http://leespring.com) for more information regarding any S316 Stainless product calculations.

\*Note: Type 302 may be substituted with Type 304 at Lee Spring's discretion.

EXTENSION SPRINGS



# EXTENSION SPRINGS: STANDARD SERIES (INCH)

LOOPS AT RANDOM POSITION • Music Wire (Plated), 302 Stainless Steel\* (Passivated),  
or 316 Stainless Steel (Passivated Ultrasonically Cleaned)

LEE STOCK NUMBER	OUTSIDE DIAMETER		WIRE DIAMETER		MAXIMUM LOAD		INITIAL TENSION		FREE LENGTH		SPRING RATE		MAXIMUM EXTENDED LENGTH		PRICE GROUP		
	IN.	MM	IN.	MM	LB.	KG	LB.	KG	IN.	MM	LB/IN.	KG/MM	IN.	MM	Music Wire	302 Stainless*	316 Stainless
LE 034E 01	.500	12.70	.034	.86	3.60	1.633	.30	.136	1.250	31.75	1.890	.0338	3.000	76.20	K	L	AM
LE 034E 02									1.375	34.93	1.420	.0254	3.695	93.85	K	L	AM
LE 034E 03									1.500	38.10	1.100	.0196	4.500	114.30	K	L	AM
LE 034E 04									1.750	44.45	0.790	.0141	5.930	150.62	L	M	AN
LE 034E 05									2.000	50.80	0.610	.0109	7.410	188.21	M	N	AO
LE 034E 06									2.250	57.15	0.500	.0089	8.850	224.79	M	N	AO
LE 037E 01	.500	12.70	.037	.94	4.30	1.950	.40	.181	1.250	31.75	3.000	.0536	2.550	64.77	K	L	AM
LE 037E 02									1.375	34.93	2.200	.0393	3.145	79.88	K	L	AM
LE 037E 03									1.500	38.10	1.700	.0304	3.790	96.27	K	L	AM
LE 037E 04									1.750	44.45	1.200	.0214	5.000	127.00	L	M	AN
LE 037E 05									2.000	50.80	0.900	.0161	6.330	160.78	M	N	AO
LE 037E 06									2.250	57.15	0.770	.0138	7.310	185.67	N	P	AP
LE 037E 07									2.500	63.50	0.700	.0125	8.072	205.03	N	P	AP
LE 037E 08									2.750	69.85	0.600	.0107	9.248	234.90	N	P	AP
LE 037E 09									3.000	76.20	0.500	.0089	10.793	274.14	N	P	AP
LE 037E 10									3.500	88.90	0.400	.0071	13.226	335.94	P	R	AR
LE 037E 11									4.000	101.60	0.300	.0054	16.996	431.70	S	W	AW
LE 037E 12									4.500	114.30	0.290	.0052	17.996	457.10	S	W	AW
LE 037E 13									5.000	127.00	0.200	.0036	24.418	620.22	T	Z	AZ
LE 041E 01	.500	12.70	.041	1.04	5.80	2.631	.50	.227	1.250	31.75	4.900	.0875	2.330	59.18	K	L	AM
LE 041E 02									1.375	34.93	3.700	.0661	2.805	71.25	K	L	AM
LE 041E 03									1.500	38.10	2.900	.0518	3.330	84.58	K	L	AM
LE 041E 04									1.750	44.45	2.100	.0375	4.270	108.46	L	M	AN
LE 041E 05									2.000	50.80	1.600	.0286	5.310	134.87	M	N	AO
LE 041E 06									2.250	57.15	1.300	.0232	6.330	160.78	N	P	AP
LE 041E 07									2.500	63.50	1.110	.0198	7.270	184.66	N	P	AP
LE 041E 08									2.750	69.85	0.960	.0171	8.270	210.06	N	P	AP
LE 041E 09									3.000	76.20	0.800	.0143	9.628	244.55	N	P	AP
LE 041E 10									3.500	88.90	0.700	.0125	11.071	281.20	P	R	AR
LE 041E 11									4.000	101.60	0.600	.0107	12.831	325.91	S	W	AW
LE 041E 12									4.500	114.30	0.500	.0089	15.090	383.29	S	W	AW
LE 041E 13									5.000	127.00	0.400	.0071	18.218	462.74	T	Z	AZ

### SPECIAL INSTRUCTIONS FOR EXTENSION SERIES

**STOCK NUMBERS:** Add "M" to end of Stock Number for Music Wire; "S" for Type 302 Stainless; "S316" for Type 316 Stainless.

**PRICING:** See Inside Back Cover for up to 199 pricing. To price or order up to 1000 pcs., visit leespring.com; 1000+ pcs. contact Lee Spring.

**CALCULATIONS:** Spring Rate, Maximum Load and Initial Tension are for Music Wire. For Type 302 Stainless, multiply figures shown by 5/6 (.833). For Type 316 Stainless, multiply Spring Rate and Initial Tension by 5/6 (.833), Maximum Load and Maximum Extended Length should be reduced approximately 75%–90% that of Type 302 Stainless version. Visit leespring.com for more information regarding any S316 Stainless product calculations.

\*Note: Type 302 may be substituted with Type 304 at Lee Spring's discretion.

# EXTENSION SPRINGS: STANDARD SERIES (INCH)

LOOPS AT RANDOM POSITION • Music Wire (Plated), 302 Stainless Steel\* (Passivated),  
or 316 Stainless Steel (Passivated Ultrasonically Cleaned)

LEE STOCK NUMBER	OUTSIDE DIAMETER		WIRE DIAMETER		MAXIMUM LOAD		INITIAL TENSION		FREE LENGTH		SPRING RATE		MAXIMUM EXTENDED LENGTH		PRICE GROUP		
	IN.	MM	IN.	MM	LB.	KG	LB.	KG	IN.	MM	LB/IN.	KG/MM	IN.	MM	Music Wire	302 Stainless*	316 Stainless
															M	S	S316
LE 045E 00	.500	12.70	.045	1.14	7.50	3.402	.70	.318	1.000	25.40	21.800	.3893	1.310	33.27	K	L	AM
LE 045E 0									1.250	31.75	7.700	.1375	2.130	54.10	K	L	AM
LE 045E 01									1.375	34.93	5.700	.1018	2.565	65.15	K	L	AM
LE 045E 02									1.500	38.10	4.700	.0839	2.950	74.93	K	L	AM
LE 045E 03									1.750	44.45	3.400	.0607	3.750	95.25	L	M	AN
LE 045E 04									2.000	50.80	2.600	.0464	4.620	117.35	L	M	AO
LE 045E 05									2.250	57.15	2.100	.0375	5.490	139.45	N	P	AP
LE 045E 06									2.500	63.50	1.800	.0321	6.280	159.51	N	P	AP
LE 045E 07									2.750	69.85	1.550	.0277	7.140	181.36	N	P	AP
LE 045E 08									3.000	76.20	1.370	.0245	7.960	202.18	N	P	AP
LE 045E 09									3.500	88.90	1.100	.0196	9.679	245.85	P	R	AR
LE 045E 10									4.000	101.60	0.900	.0161	11.555	293.50	S	W	AW
LE 045E 11	4.500	114.30	0.800	.0143	13.000	330.20	S	W	AW								
LE 045E 12	5.000	127.00	0.700	.0125	14.713	373.71	T	Z	AZ								
LE 049E 01	.500	12.70	.049	1.24	10.00	4.536	.88	.399	1.250	31.75	11.800	.2107	2.020	51.31	L	M	AN
LE 049E 1A									1.375	34.93	8.850	.1580	2.406	61.11	L	M	AN
LE 049E 02									1.500	38.10	7.260	.1296	2.760	70.10	L	M	AN
LE 049E 03									1.750	44.45	5.240	.0936	3.490	88.65	L	M	AN
LE 049E 04									2.000	50.80	4.000	.0714	4.280	108.71	L	M	AO
LE 049E 05									2.250	57.15	3.300	.0589	5.010	127.25	L	M	AP
LE 049E 06									2.500	63.50	2.800	.0500	5.760	146.30	L	N	AP
LE 049E 07									2.750	69.85	2.400	.0429	6.550	166.37	M	N	AP
LE 049E 08									3.000	76.20	2.140	.0382	7.260	184.40	N	P	AP
LE 049E 09									3.500	88.90	1.750	.0313	8.710	221.23	P	R	AR
LE 049E 10									4.000	101.60	1.470	.0263	10.200	259.08	R	S	AW
LE 049E 11									4.500	114.30	1.270	.0227	11.681	296.70	T	Z	AZ
LE 049E 12	5.000	127.00	1.110	.0198	13.216	335.69	U	AA	AZA								
LE 055E 0	.500	12.70	.055	1.40	13.20	5.988	1.30	.590	1.250	31.75	20.640	.3686	1.830	46.48	L	M	AN
LE 055E 01									1.375	34.93	15.600	.2786	2.135	54.23	L	M	AN
LE 055E 02									1.500	38.10	13.000	.2322	2.420	61.47	L	M	AN
LE 055E 03									1.750	44.45	9.400	.1679	3.020	76.71	L	M	AN
LE 055E 04									2.000	50.80	7.400	.1321	3.610	91.69	L	M	AO
LE 055E 05									2.250	57.15	6.100	.1089	4.200	106.68	L	N	AP
LE 055E 06									2.500	63.50	5.200	.0929	4.790	121.67	M	P	AP
LE 055E 07									2.750	69.85	4.500	.0804	5.390	136.91	P	S	AS
LE 055E 08									3.000	76.20	3.900	.0696	6.050	153.67	R	T	AT
LE 055E 09									3.500	88.90	3.200	.0571	7.220	183.39	R	W	AW
LE 055E 10									4.000	101.60	2.700	.0482	8.410	213.61	S	X	AX
LE 055E 11									4.500	114.30	2.300	.0411	9.670	245.62	T	Z	AZ
LE 055E 12	5.000	127.00	2.070	.0370	10.750	273.05	U	AA	AZA								

EXTENSION SPRINGS



### SPECIAL INSTRUCTIONS FOR EXTENSION SERIES

**STOCK NUMBERS:** Add "M" to end of Stock Number for Music Wire; "S" for Type 302 Stainless; "S316" for Type 316 Stainless.

**PRICING:** See Inside Back Cover for up to 199 pricing. To price or order up to 1000 pcs., visit [leespring.com](http://leespring.com); 1000+ pcs. contact Lee Spring.

**CALCULATIONS:** Spring Rate, Maximum Load and Initial Tension are for Music Wire. For Type 302 Stainless, multiply figures shown by 5/6 (.833). For Type 316 Stainless, multiply Spring Rate and Initial Tension by 5/6 (.833), Maximum Load and Maximum Extended Length should be reduced approximately 75%–90% that of Type 302 Stainless version. Visit [leespring.com](http://leespring.com) for more information regarding any S316 Stainless product calculations.

\*Note: Type 302 may be substituted with Type 304 at Lee Spring's discretion.

# EXTENSION SPRINGS: STANDARD SERIES (INCH)

LOOPS AT RANDOM POSITION • Music Wire (Plated), 302 Stainless Steel\* (Passivated), or 316 Stainless Steel (Passivated Ultrasonically Cleaned)

LEE STOCK NUMBER	OUTSIDE DIAMETER		WIRE DIAMETER		MAXIMUM LOAD		INITIAL TENSION		FREE LENGTH		SPRING RATE		MAXIMUM EXTENDED LENGTH		PRICE GROUP		
	IN.	MM	IN.	MM	LB.	KG	LB.	KG	IN.	MM	LB/IN.	KG/MM	IN.	MM	Music Wire	302 Stainless*	316 Stainless
LE 063E 0	.500	12.70	.063	1.60	19.00	8.618	2.00	.907	1.250	31.75	40.630	.7256	1.670	42.42	L	M	AN
LE 063E 01									1.375	34.93	31.400	.5607	1.915	48.64	L	M	AN
LE 063E 02									1.500	38.10	25.700	.4590	2.160	54.86	L	M	AN
LE 063E 03									1.750	44.45	18.900	.3375	2.650	67.31	L	M	AN
LE 063E 04									2.000	50.80	14.900	.2661	3.140	79.76	L	M	AO
LE 063E 05									2.250	57.15	12.300	.2197	3.630	92.20	L	R	AR
LE 063E 06									2.500	63.50	10.700	.1911	4.090	103.89	M	R	AR
LE 063E 07									2.750	69.85	9.100	.1625	4.620	117.35	P	S	AS
LE 063E 08									3.000	76.20	8.200	.1464	5.070	128.78	R	T	AT
LE 063E 09									3.500	88.90	6.700	.1196	6.040	153.42	R	W	AW
LE 063E 10									4.000	101.60	5.600	.1000	7.040	178.82	S	X	AX
LE 063E 11									4.500	114.30	4.800	.0857	8.040	204.22	T	Z	AZ
LE 063E 12	5.000	127.00	4.300	.0768	8.950	227.33	U	AB	AZB								
LE 067E 01	.500	12.70	.067	1.70	24.02	10.895	3.50	1.588	1.250	31.75	55.310	.9877	1.620	41.15	M	N	AP
LE 067E 02									1.500	38.10	35.580	.6354	2.080	52.83	M	N	AP
LE 067E 03									1.750	44.45	26.230	.4684	2.530	64.26	M	N	AP
LE 067E 04									2.000	50.80	20.770	.3709	2.990	75.95	M	N	AP
LE 067E 05									2.250	57.15	17.190	.3070	3.440	87.38	M	S	AS
LE 067E 06									2.500	63.50	14.660	.2618	3.900	99.06	N	S	AS
LE 067E 07									2.750	69.85	12.780	.2282	4.360	110.74	R	T	AT
LE 067E 08									3.000	76.20	11.330	.2023	4.810	122.17	S	U	AU
LE 067E 09									3.500	88.90	9.230	.1648	5.720	145.29	S	X	AX
LE 067E 10									4.000	101.60	7.790	.1391	6.630	168.40	T	Y	AY
LE 067E 11									4.500	114.30	6.740	.1204	7.540	191.52	U	AA	AZA
LE 067E 12									5.000	127.00	5.940	.1061	8.450	214.63	W	AC	AZC
LE 069E 01	.500	12.70	.069	1.75	25.50	11.567	4.00	1.814	1.250	31.75	64.120	1.1451	1.585	40.26	N	P	SPECIAL ORDER
LE 069E 1A									1.375	34.93	50.350	.8992	1.802	45.77	N	P	
LE 069E 02									1.500	38.10	41.450	.7402	2.019	51.28	N	P	
LE 069E 03									1.750	44.45	30.620	.5468	2.452	62.28	N	P	
LE 069E 04									2.000	50.80	24.280	.4336	2.886	73.30	N	P	
LE 069E 05									2.250	57.15	20.110	.3591	3.319	84.30	N	T	
LE 069E 06									2.500	63.50	17.170	.3066	3.752	95.30	P	T	
LE 069E 07									2.750	69.85	14.970	.2673	4.186	106.32	S	U	
LE 069E 08									3.000	76.20	13.280	.2372	4.619	117.32	T	W	
LE 069E 09									3.500	88.90	10.820	.1932	5.487	139.37	T	Y	
LE 069E 10									4.000	101.60	9.140	.1632	6.352	161.34	U	Z	
LE 069E 11									4.500	114.30	7.900	.1411	7.222	183.44	W	AB	
LE 069E 12	5.000	127.00	6.970	.1245	8.085	205.36	X	AD									

### SPECIAL INSTRUCTIONS FOR EXTENSION SERIES

**STOCK NUMBERS:** Add "M" to end of Stock Number for Music Wire; "S" for Type 302 Stainless; "S316" for Type 316 Stainless.

**PRICING:** See Inside Back Cover for up to 199 pricing. To price or order up to 1000 pcs., visit leespring.com; 1000+ pcs. contact Lee Spring.

**CALCULATIONS:** Spring Rate, Maximum Load and Initial Tension are for Music Wire. For Type 302 Stainless, multiply figures shown by 5/6 (.833). For Type 316 Stainless, multiply Spring Rate and Initial Tension by 5/6 (.833), Maximum Load and Maximum Extended Length should be reduced approximately 75%–90% that of Type 302 Stainless version. Visit leespring.com for more information regarding any S316 Stainless product calculations.

\*Note: Type 302 may be substituted with Type 304 at Lee Spring's discretion.

# EXTENSION SPRINGS: STANDARD SERIES (INCH)

LOOPS AT RANDOM POSITION • Music Wire (Plated), 302 Stainless Steel\* (Passivated),  
or 316 Stainless Steel (Passivated Ultrasonically Cleaned)

LEE STOCK NUMBER	OUTSIDE DIAMETER		WIRE DIAMETER		MAXIMUM LOAD		INITIAL TENSION		FREE LENGTH		SPRING RATE		MAXIMUM EXTENDED LENGTH		PRICE GROUP										
	IN.	MM	IN.	MM	LB.	KG	LB.	KG	IN.	MM	LB./IN.	KG/MM	IN.	MM	Music Wire	302 Stainless*	316 Stainless								
															M	S	S316								
LE 075E 01	.500	12.70	.075	1.91	35.00	15.876	5.00	2.268	1.250	31.75	97.620	1.7433	1.560	39.62	N	P	SPECIAL ORDER								
LE 075E 1A									1.375	34.93	77.280	1.3801	1.763	44.78	N	P									
LE 075E 02									1.500	38.10	63.960	1.1422	1.970	50.04	N	P									
LE 075E 03									1.750	44.45	47.560	.8493	2.380	60.45	N	P									
LE 075E 04									2.000	50.80	37.850	.6759	2.790	70.87	N	P									
LE 075E 05									2.250	57.15	31.440	.5615	3.200	81.28	N	T									
LE 075E 06									2.500	63.50	26.800	.4786	3.620	91.95	P	T									
LE 075E 07									2.750	69.85	23.480	.4193	4.030	102.36	S	U									
LE 075E 08									3.000	76.20	20.840	.3722	4.440	112.78	T	W									
LE 075E 09									3.500	88.90	17.020	.3039	5.260	133.60	T	Y									
LE 075E 10									4.000	101.60	14.380	.2568	6.090	154.69	U	Z									
LE 075E 11									4.500	114.30	12.450	.2223	6.910	175.51	W	AB									
LE 075E 12	5.000	127.00	10.970	.1959	7.730	196.34	X	AD																	
LE 055F 00	.625	15.88	.055	1.40	10.50	4.763	1.00	.454	1.500	38.10	9.820	.1754	2.470	62.74	M	N	AR								
LE 055F 0									1.750	44.45	6.130	.1095	3.300	83.82	M	N	AR								
LE 055F 01									2.000	50.80	4.500	.0804	4.110	104.39	M	N	AR								
LE 055F 02									2.250	57.15	3.500	.0625	4.960	125.98	M	N	AR								
LE 055F 03									2.500	63.50	2.900	.0518	5.780	146.81	P	S	AU								
LE 055F 04									2.750	69.85	2.500	.0446	6.550	166.37	P	T	AW								
LE 055F 05									3.000	76.20	2.100	.0375	7.520	191.01	R	U	AX								
LE 055F 06									3.500	88.90	1.700	.0304	9.090	230.89	S	X	AZ								
LE 055F 07									4.000	101.60	1.400	.0250	10.790	274.07	T	Z	AZB								
LE 063F 01									.625	15.88	.063	1.60	15.00	6.804	1.50	.680	2.000	50.80	8.900	.1589	3.520	89.41	N	R	AT
LE 063F 02																	2.250	57.15	6.700	.1196	4.260	108.20	N	S	AU
LE 063F 03																	2.500	63.50	5.800	.1036	4.830	122.68	P	T	AW
LE 063F 04	2.750	69.85	4.900	.0875	5.510	139.95	P	U									AX								
LE 063F 05	3.000	76.20	4.300	.0768	6.140	155.96	R	W									AY								
LE 063F 06	3.500	88.90	3.400	.0607	7.470	189.74	S	Z									AZB								
LE 063F 07	4.000	101.60	2.900	.0518	8.660	219.96	T	AB									AZD								
LE 063F 08	4.500	114.30	2.400	.0429	10.130	257.30	U	AD									AZF								
LE 063F 09	5.000	127.00	2.130	.0380	11.340	288.04	W	AE									AZG								
LE 069F 01	.625	15.88	.069	1.75	19.00	8.618	2.00	.907									2.000	50.80	14.100	.2518	3.210	81.53	N	T	SPECIAL ORDER
LE 069F 02																	2.250	57.15	11.300	.2018	3.750	95.25	N	U	
LE 069F 03																	2.500	63.50	9.400	.1679	4.310	109.47	P	W	
LE 069F 04									2.750	69.85	8.100	.1446	4.850	123.19	P	X									
LE 069F 05									3.000	76.20	7.100	.1268	5.390	136.91	R	Y									
LE 069F 06									3.500	88.90	5.600	.1000	6.540	166.12	S	AA									
LE 069F 07									4.000	101.60	4.600	.0821	7.700	195.58	T	AC									
LE 069F 08									4.500	114.30	4.000	.0714	8.750	222.25	U	AG									
LE 069F 09									5.000	127.00	3.470	.0620	9.900	251.46	W	AJ									

EXTENSION SPRINGS



### SPECIAL INSTRUCTIONS FOR EXTENSION SERIES

**STOCK NUMBERS:** Add "M" to end of Stock Number for Music Wire; "S" for Type 302 Stainless; "S316" for Type 316 Stainless.

**PRICING:** See Inside Back Cover for up to 199 pricing. To price or order up to 1000 pcs., visit [leespring.com](http://leespring.com); 1000+ pcs. contact Lee Spring.

**CALCULATIONS:** Spring Rate, Maximum Load and Initial Tension are for Music Wire. For Type 302 Stainless, multiply figures shown by 5/6 (.833). For Type 316 Stainless, multiply Spring Rate and Initial Tension by 5/6 (.833), Maximum Load and Maximum Extended Length should be reduced approximately 75%–90% that of Type 302 Stainless version. Visit [leespring.com](http://leespring.com) for more information regarding any S316 Stainless product calculations.

\*Note: Type 302 may be substituted with Type 304 at Lee Spring's discretion.



# EXTENSION SPRINGS: STANDARD SERIES (INCH)

LOOPS AT RANDOM POSITION • Music Wire (Plated), 302 Stainless Steel\* (Passivated),  
or 316 Stainless Steel (Passivated Ultrasonically Cleaned)

LEE STOCK NUMBER	OUTSIDE DIAMETER		WIRE DIAMETER		MAXIMUM LOAD		INITIAL TENSION		FREE LENGTH		SPRING RATE		MAXIMUM EXTENDED LENGTH		PRICE GROUP		
	IN.	MM	IN.	MM	LB.	KG	LB.	KG	IN.	MM	LB./IN.	KG/MM	IN.	MM	Music Wire	302 Stainless*	316 Stainless
LE 055FG 00	.650	16.51	.055	1.40	10.00	4.536	1.00	.454	1.500	38.10	9.820	.1754	2.416	61.37	M	N	AR
LE 055FG 0									1.750	44.45	5.830	.1041	3.294	83.67	M	N	AR
LE 055FG 01									2.000	50.80	4.140	.0739	4.174	106.02	M	N	AR
LE 055FG 02									2.250	57.15	3.210	.0573	5.054	128.37	M	N	AR
LE 055FG 03									2.500	63.50	2.630	.0470	5.922	150.42	P	S	AU
LE 055FG 04									2.750	69.85	2.220	.0396	6.804	172.82	P	T	AW
LE 055FG 05									3.000	76.20	1.920	.0343	7.688	195.28	R	U	AX
LE 055FG 06	3.500	88.90	1.520	.0271	9.421	239.29	S	X	AZ								
LE 055FG 07	4.000	101.60	1.250	.0223	11.200	284.48	T	Z	AZB								
LE 063FG 00	.650	16.51	.063	1.59	14.50	6.577	1.50	.680	1.500	38.10	18.210	.3252	2.214	56.24	N	R	AT
LE 063FG 0									1.750	44.45	11.070	.1977	2.924	74.27	N	R	AT
LE 063FG 01									2.000	50.80	7.950	.1420	3.635	92.33	N	R	AT
LE 063FG 02									2.250	57.15	6.200	.1107	4.347	110.41	N	S	AU
LE 063FG 03									2.500	63.50	5.080	.0907	5.059	128.50	P	T	AW
LE 063FG 04									2.750	69.85	4.310	.0770	5.766	146.46	P	U	AX
LE 063FG 05									3.000	76.20	3.740	.0668	6.476	164.49	R	W	AY
LE 063FG 06									3.500	88.90	2.950	.0527	7.907	200.84	S	Z	AZB
LE 063FG 07									4.000	101.60	2.440	.0436	9.328	236.93	T	AB	AZD
LE 063FG 08	4.500	114.30	2.080	.0371	10.750	273.05	U	AD	AZF								
LE 063FG 09	5.000	127.00	1.810	.0323	12.182	309.42	W	AE	AZG								
LE 069FG 0	.650	16.51	.069	1.75	18.50	8.392	2.00	.907	1.750	44.45	18.207	.3251	2.656	67.46	N	T	SPECIAL ORDER
LE 069FG 01									2.000	50.80	13.189	.2355	3.251	82.58	N	T	
LE 069FG 02									2.250	57.15	10.339	.1846	3.846	97.69	N	U	
LE 069FG 03									2.500	63.50	8.502	.1518	4.441	112.80	P	W	
LE 069FG 04									2.750	69.85	7.219	.1289	5.036	127.91	P	X	
LE 069FG 05									3.000	76.20	6.273	.1120	5.630	143.00	R	Y	
LE 069FG 06									3.500	88.90	4.970	.0888	6.820	173.23	S	AA	
LE 069FG 07									4.000	101.60	4.115	.0735	8.010	203.45	T	AC	
LE 069FG 08									4.500	114.30	3.511	.0627	9.200	233.68	U	AG	
LE 069FG 09	5.000	127.00	3.062	.0547	10.389	263.88	W	AJ									
LE 049G 01	.750	19.05	.049	1.24	6.60	2.994	.59	.268	2.000	50.80	2.300	.0411	4.610	117.09	N	T	AX
LE 049G 02									2.250	57.15	1.500	.0268	6.260	159.00	P	U	AY
LE 049G 03									2.500	63.50	1.200	.0214	7.510	190.75	R	X	AZA
LE 049G 04									2.750	69.85	0.900	.0161	9.430	239.52	S	X	AZA
LE 049G 05									3.000	76.20	0.800	.0143	10.510	266.95	S	Z	AZC
LE 049G 06									3.250	82.55	0.700	.0125	11.840	300.74	T	AA	AZD
LE 049G 07									3.500	88.90	0.600	.0107	13.520	343.41	U	AB	AZE
LE 055G 01	.750	19.05	.055	1.40	8.80	3.992	.80	.363	2.000	50.80	3.400	.0607	4.350	110.49	P	T	AX
LE 055G 02									2.250	57.15	2.500	.0446	5.450	138.43	R	U	AY
LE 055G 03									2.500	63.50	2.000	.0357	6.500	165.10	R	X	AZA
LE 055G 04									2.750	69.85	1.600	.0286	7.750	196.85	S	Y	AZB
LE 055G 05									3.000	76.20	1.400	.0250	8.710	221.23	S	Z	AZC
LE 055G 06									3.500	88.90	1.000	.0179	11.500	292.10	U	AC	AZF

### SPECIAL INSTRUCTIONS FOR EXTENSION SERIES

**STOCK NUMBERS:** Add "M" to end of Stock Number for Music Wire; "S" for Type 302 Stainless; "S316" for Type 316 Stainless.

**PRICING:** See Inside Back Cover for up to 199 pricing. To price or order up to 1000 pcs., visit leespring.com; 1000+ pcs. contact Lee Spring.

**CALCULATIONS:** Spring Rate, Maximum Load and Initial Tension are for Music Wire. For Type 302 Stainless, multiply figures shown by 5/6 (.833). For Type 316 Stainless, multiply Spring Rate and Initial Tension by 5/6 (.833), Maximum Load and Maximum Extended Length should be reduced approximately 75%–90% that of Type 302 Stainless version. Visit leespring.com for more information regarding any S316 Stainless product calculations.

\*Note: Type 302 may be substituted with Type 304 at Lee Spring's discretion.



# EXTENSION SPRINGS: STANDARD SERIES (INCH)

LOOPS AT RANDOM POSITION • Music Wire (Plated), 302 Stainless Steel\* (Passivated),  
or 316 Stainless Steel (Passivated Ultrasonically Cleaned)

LEE STOCK NUMBER	OUTSIDE DIAMETER		WIRE DIAMETER		MAXIMUM LOAD		INITIAL TENSION		FREE LENGTH		SPRING RATE		MAXIMUM EXTENDED LENGTH		PRICE GROUP		
	IN.	MM	IN.	MM	LB.	KG	LB.	KG	IN.	MM	LB./IN.	KG/MM	IN.	MM	Music Wire	302 Stainless*	316 Stainless
															M	S	S316
LE 063G 01	.750	19.05	.063	1.60	12.80	5.806	1.20	.544	2.000	50.80	6.600	.1179	3.760	95.50	N	S	AX
LE 063G 02									2.250	57.15	4.900	.0875	4.620	117.35	P	U	AY
LE 063G 03									2.500	63.50	3.800	.0679	5.550	140.97	P	W	AZA
LE 063G 04									2.750	69.85	3.200	.0571	6.380	162.05	R	X	AZB
LE 063G 05									3.000	76.20	2.700	.0482	7.300	185.42	R	Z	AZC
LE 063G 06									3.500	88.90	2.100	.0375	9.020	229.11	T	AC	AZF
LE 063G 07									4.000	101.60	1.700	.0304	10.820	274.83	U	AD	AZG
LE 063G 08									4.500	114.30	1.400	.0250	12.790	324.87	W	AJ	AZK
LE 063G 09									5.000	127.00	1.200	.0214	14.670	372.62	Y	AK	AZL
LE 063G 10									5.500	139.70	1.100	.0196	16.050	407.67	Y	AL	AZM
LE 069G 01	.750	19.05	.069	1.75	16.50	7.484	1.60	.726	2.000	50.80	10.250	.1830	3.450	87.63	P	T	SPECIAL ORDER
LE 069G 02									2.250	57.15	7.700	.1375	4.190	106.43	P	W	
LE 069G 03									2.500	63.50	6.150	.1098	4.920	124.97	R	X	
LE 069G 04									2.750	69.85	5.130	.0916	5.650	143.51	R	Z	
LE 069G 05									3.000	76.20	4.310	.0770	6.460	164.08	S	AA	
LE 069G 06									3.500	88.90	3.370	.0602	7.920	201.17	U	AD	
LE 069G 07									4.000	101.60	2.730	.0488	9.460	240.28	W	AJ	
LE 069G 08									4.500	114.30	2.320	.0414	10.920	277.37	X	AK	
LE 069G 09									5.000	127.00	2.000	.0357	12.450	316.23	Y	AL	
LE 069G 10									5.500	139.70	1.770	.0316	13.920	353.57	Z	AM	
LE 075G 01	.750	19.05	.075	1.91	20.70	9.390	2.00	.907	2.000	50.80	16.200	.2893	3.150	80.01	P	T	SPECIAL ORDER
LE 075G 02									2.250	57.15	11.800	.2107	3.830	97.28	P	W	
LE 075G 03									2.500	63.50	9.300	.1661	4.510	114.55	R	X	
LE 075G 04									2.750	69.85	7.900	.1411	5.120	130.05	R	Z	
LE 075G 05									3.000	76.20	6.700	.1196	5.790	147.07	S	AA	
LE 075G 06									3.500	88.90	5.200	.0929	7.100	180.34	U	AD	
LE 075G 07									4.000	101.60	4.300	.0768	8.350	212.09	W	AJ	
LE 075G 08									4.500	114.30	3.600	.0643	9.690	246.13	X	AK	
LE 075G 09									5.000	127.00	3.100	.0554	11.030	280.16	Y	AL	
LE 075G 10									5.500	139.70	2.730	.0488	12.350	313.69	Z	AM	
LE 075G 11									6.000	152.40	2.450	.0438	13.630	346.20	AD	AN	
LE 085G 01	.750	19.05	.085	2.16	31.50	14.288	2.80	1.270	2.000	50.80	31.360	.5600	2.920	74.17	R	U	SPECIAL ORDER
LE 085G 02									2.250	57.15	23.180	.4139	3.490	88.65	R	X	
LE 085G 03									2.500	63.50	18.380	.3282	4.060	103.12	S	Y	
LE 085G 04									2.750	69.85	14.810	.2645	4.690	119.13	S	AA	
LE 085G 05									3.000	76.20	13.000	.2322	5.210	132.33	T	AB	
LE 085G 06									3.500	88.90	10.000	.1786	6.370	161.80	W	AE	
LE 085G 07									4.000	101.60	8.200	.1464	7.500	190.50	X	AK	
LE 085G 08									4.500	114.30	6.920	.1236	8.650	219.71	Y	AL	
LE 085G 09									5.000	127.00	6.060	.1082	9.740	247.40	Z	AM	

EXTENSION SPRINGS



**SPECIAL INSTRUCTIONS FOR EXTENSION SERIES**

**STOCK NUMBERS:** Add "M" to end of Stock Number for Music Wire; "S" for Type 302 Stainless; "S316" for Type 316 Stainless.

**PRICING:** See Inside Back Cover for up to 199 pricing. To price or order up to 1000 pcs., visit [leespring.com](http://leespring.com); 1000+ pcs. contact Lee Spring.

**CALCULATIONS:** Spring Rate, Maximum Load and Initial Tension are for Music Wire. For Type 302 Stainless, multiply figures shown by 5/6 (.833). For Type 316 Stainless, multiply Spring Rate and Initial Tension by 5/6 (.833), Maximum Load and Maximum Extended Length should be reduced approximately 75%–90% that of Type 302 Stainless version. Visit [leespring.com](http://leespring.com) for more information regarding any S316 Stainless product calculations.

\*Note: Type 302 may be substituted with Type 304 at Lee Spring's discretion.

# EXTENSION SPRINGS: STANDARD SERIES (INCH)

LOOPS AT RANDOM POSITION • Music Wire (Plated), 302 Stainless Steel\* (Passivated),  
or 316 Stainless Steel (Passivated Ultrasonically Cleaned)

LEE STOCK NUMBER	OUTSIDE DIAMETER		WIRE DIAMETER		MAXIMUM LOAD		INITIAL TENSION		FREE LENGTH		SPRING RATE		MAXIMUM EXTENDED LENGTH		PRICE GROUP		
	IN.	MM	IN.	MM	LB.	KG	LB.	KG	IN.	MM	LB/IN.	KG/MM	IN.	MM	Music Wire	302 Stainless*	316 Stainless
LE 093G 01	.750	19.05	.093	2.36	40.00	18.144	3.50	1.588	2.000	50.80	45.500	.8125	2.800	71.12	S	W	SPECIAL ORDER
LE 093G 02									2.250	57.15	35.200	.6286	3.290	83.57	S	Y	
LE 093G 03									2.500	63.50	27.600	.4929	3.820	97.03	T	Z	
LE 093G 04									2.750	69.85	23.500	.4197	4.300	109.22	U	AB	
LE 093G 05									3.000	76.20	20.400	.3643	4.790	121.67	W	AC	
LE 093G 06									3.500	88.90	15.800	.2822	5.810	147.57	X	AG	
LE 093G 07									4.000	101.60	12.900	.2304	6.830	173.48	Y	AL	
LE 093G 08									4.500	114.30	10.900	.1947	7.850	199.39	Z	AM	
LE 093G 09									5.000	127.00	9.600	.1714	8.800	223.52	AA	AN	
LE 093G 10									5.500	139.70	8.600	.1536	9.744	247.50	AB	AO	
LE 093G 11									6.000	152.40	7.700	.1375	10.740	272.80	AC	AP	
LE 105G 01	.750	19.05	.105	2.67	56.02	25.411	6.00	2.722	2.000	50.80	84.000	1.5001	2.600	66.04	T	X	SPECIAL ORDER
LE 105G 02									2.250	57.15	64.400	1.1501	3.030	76.96	T	Z	
LE 105G 03									2.500	63.50	52.080	.9300	3.460	87.88	U	AA	
LE 105G 04									2.750	69.85	43.680	.7800	3.900	99.06	W	AC	
LE 105G 05									3.000	76.20	37.520	.6700	4.330	109.98	X	AD	
LE 105G 06									3.500	88.90	29.680	.5300	5.190	131.83	Y	AJ	
LE 105G 07									4.000	101.60	24.080	.4300	6.080	154.43	Z	AM	
LE 105G 08									4.500	114.30	20.720	.3700	6.910	175.51	AA	AN	
LE 105G 09									5.000	127.00	17.920	.3200	7.790	197.87	AB	AO	
LE 112G 01	.750	19.05	.112	2.84	69.00	31.298	8.00	3.629	2.000	50.80	116.690	2.0839	2.520	64.01	U	Y	SPECIAL ORDER
LE 112G 02									2.250	57.15	89.830	1.6042	2.930	74.42	U	AA	
LE 112G 03									2.500	63.50	73.020	1.3040	3.340	84.84	W	AB	
LE 112G 04									2.750	69.85	61.510	1.0984	3.740	95.00	X	AD	
LE 112G 05									3.000	76.20	53.130	.9488	4.150	105.41	Y	AE	
LE 112G 06									3.500	88.90	41.760	.7458	4.960	125.98	Z	AK	
LE 112G 07									4.000	101.60	34.400	.6143	5.770	146.56	AA	AN	
LE 112G 08									4.500	114.30	29.240	.5222	6.590	167.39	AB	AO	
LE 112G 09									5.000	127.00	25.430	.4541	7.400	187.96	AC	AP	
LE 112G 10									5.500	139.70	22.500	.4018	8.211	208.56	AD	AR	
LE 112G 11									6.000	152.40	20.170	.3602	9.024	229.21	AE	AS	
LE 125G 01	.750	19.05	.125	3.18	87.00	39.463	19.00	8.618	2.000	50.80	205.360	3.6673	2.331	59.21	AD	AL	SPECIAL ORDER
LE 125G 02									2.250	57.15	159.720	2.8523	2.676	67.97	AD	AL	
LE 125G 03									2.500	63.50	130.680	2.3337	3.020	76.71	AE	AM	
LE 125G 04									2.750	69.85	110.580	1.9747	3.365	85.47	AE	AM	
LE 125G 05									3.000	76.20	95.830	1.7113	3.710	94.23	AE	AO	
LE 125G 06									3.500	88.90	75.660	1.3511	4.399	111.73	AG	AS	
LE 125G 07									4.000	101.60	62.500	1.1161	5.088	129.24	AK	AW	
LE 125G 08									4.500	114.30	53.240	.9508	5.777	146.74	AL	AZ	
LE 125G 09									5.000	127.00	46.370	.8281	6.466	164.24	AM	AZB	
LE 055H 01	.850	21.59	.055	1.40	7.80	3.538	.70	.318	2.000	50.80	3.200	.0571	4.220	107.19	W	AG	AZK
LE 055H 02									2.250	57.15	2.100	.0375	5.630	143.00	W	AG	AZK
LE 055H 03									2.500	63.50	1.600	.0286	6.940	176.28	W	AG	AZK
LE 055H 04									2.750	69.85	1.200	.0214	8.670	220.22	W	AG	AZK

### SPECIAL INSTRUCTIONS FOR EXTENSION SERIES

**STOCK NUMBERS:** Add "M" to end of Stock Number for Music Wire; "S" for Type 302 Stainless; "S316" for Type 316 Stainless.

**PRICING:** See Inside Back Cover for up to 199 pricing. To price or order up to 1000 pcs., visit leespring.com; 1000+ pcs. contact Lee Spring.

**CALCULATIONS:** Spring Rate, Maximum Load and Initial Tension are for Music Wire. For Type 302 Stainless, multiply figures shown by 5/6 (.833). For Type 316 Stainless, multiply Spring Rate and Initial Tension by 5/6 (.833), Maximum Load and Maximum Extended Length should be reduced approximately 75%–90% that of Type 302 Stainless version. Visit leespring.com for more information regarding any S316 Stainless product calculations.

\*Note: Type 302 may be substituted with Type 304 at Lee Spring's discretion.

# EXTENSION SPRINGS: STANDARD SERIES (INCH)

LOOPS AT RANDOM POSITION • Music Wire (Plated), 302 Stainless Steel\* (Passivated),  
or 316 Stainless Steel (Passivated Ultrasonically Cleaned)

LEE STOCK NUMBER	OUTSIDE DIAMETER		WIRE DIAMETER		MAXIMUM LOAD		INITIAL TENSION		FREE LENGTH		SPRING RATE		MAXIMUM EXTENDED LENGTH		PRICE GROUP		
	IN.	MM	IN.	MM	LB.	KG	LB.	KG	IN.	MM	LB/IN.	KG/MM	IN.	MM	Music Wire	302 Stainless*	316 Stainless
															M	S	S316
LE 063H 01	.850	21.59	.063	1.60	11.30	5.126	1.00	.454	2.250	57.15	3.900	.0696	4.890	124.21	X	AJ	AZL
LE 063H 02									2.500	63.50	2.900	.0518	6.050	153.67	X	AJ	AZL
LE 063H 03									2.750	69.85	2.300	.0411	7.230	183.64	X	AJ	AZL
LE 063H 04									3.000	76.20	1.900	.0339	8.420	213.87	Y	AL	AZN
LE 063H 05									3.500	88.90	1.400	.0250	10.860	275.84	Y	AL	AZN
LE 075H 01	.850	21.59	.075	1.91	18.40	8.346	1.70	.771	2.250	57.15	9.700	.1732	3.970	100.84	Y	AK	SPECIAL ORDER
LE 075H 02									2.500	63.50	7.500	.1339	4.730	120.14	Y	AK	
LE 075H 03									2.750	69.85	6.000	.1071	5.530	140.46	Y	AK	
LE 075H 04									3.000	76.20	5.000	.0893	6.340	161.04	Y	AK	
LE 075H 05									3.500	88.90	3.800	.0679	7.890	200.41	Z	AL	
LE 075H 06									4.000	101.60	3.000	.0536	9.570	243.08	Z	AL	
LE 075H 07									4.500	114.30	2.500	.0446	11.180	283.97	AA	AM	
LE 075H 08									4.750	120.65	2.300	.0411	12.010	305.05	AA	AM	
LE 075H 09									5.000	127.00	2.200	.0393	12.590	319.79	AA	AM	
LE 085H 0	.850	21.59	.085	2.16	25.90	11.748	2.40	1.089	2.000	50.80	27.000	.4822	2.870	72.90	Z	AL	SPECIAL ORDER
LE 085H 01									2.250	57.15	19.200	.3429	3.470	88.14	Z	AL	
LE 085H 02									2.500	63.50	14.000	.2500	4.180	106.17	Z	AL	
LE 085H 03									2.750	69.85	11.100	.1982	4.870	123.70	Z	AL	
LE 085H 04									3.000	76.20	9.500	.1697	5.470	138.94	Z	AL	
LE 085H 05									3.500	88.90	7.300	.1304	6.720	170.69	AB	AN	
LE 085H 06									4.000	101.60	5.800	.1036	8.050	204.47	AB	AN	
LE 085H 07									4.500	114.30	4.900	.0875	9.300	236.22	AB	AN	
LE 085H 08									4.750	120.65	4.500	.0804	9.970	253.24	AB	AN	
LE 085H 09									5.000	127.00	4.100	.0732	10.730	272.54	AB	AN	
LE 085H 10									5.500	139.70	3.600	.0643	12.030	305.56	AB	AN	
LE 085H 11	6.000	152.40	3.250	.0580	13.230	336.04	AB	AN									
LE 063J 01	1.000	25.40	.063	1.60	9.70	4.400	.90	.408	2.500	63.50	2.600	.0464	5.880	149.35	Z	AL	AZO
LE 063J 02									2.750	69.85	1.900	.0339	7.380	187.45	Z	AL	AZO
LE 063J 03									3.000	76.20	1.500	.0268	8.870	225.30	Z	AL	AZO
LE 063J 04									3.250	82.55	1.200	.0214	10.580	268.73	Z	AL	AZO
LE 075J 01	1.000	25.40	.075	1.91	15.70	7.122	1.40	.635	2.500	63.50	6.300	.1125	4.770	121.16	AA	AL	SPECIAL ORDER
LE 075J 02									2.750	69.85	4.600	.0821	5.860	148.84	AA	AL	
LE 075J 03									3.000	76.20	3.600	.0643	6.970	177.04	AA	AL	
LE 075J 04									3.500	88.90	2.600	.0464	9.000	228.60	AA	AM	
LE 075J 05									4.000	101.60	2.000	.0357	11.150	283.21	AB	AM	
LE 075J 06									4.500	114.30	1.700	.0304	12.910	327.91	AC	AO	
LE 075J 07									5.000	127.00	1.400	.0250	15.210	386.33	AC	AO	

EXTENSION SPRINGS



**SPECIAL INSTRUCTIONS FOR EXTENSION SERIES**

**STOCK NUMBERS:** Add "M" to end of Stock Number for Music Wire; "S" for Type 302 Stainless; "S316" for Type 316 Stainless.

**PRICING:** See Inside Back Cover for up to 199 pricing. To price or order up to 1000 pcs., visit [leespring.com](http://leespring.com); 1000+ pcs. contact Lee Spring.

**CALCULATIONS:** Spring Rate, Maximum Load and Initial Tension are for Music Wire. For Type 302 Stainless, multiply figures shown by 5/6 (.833). For Type 316 Stainless, multiply Spring Rate and Initial Tension by 5/6 (.833), Maximum Load and Maximum Extended Length should be reduced approximately 75%–90% that of Type 302 Stainless version. Visit [leespring.com](http://leespring.com) for more information regarding any S316 Stainless product calculations.

\*Note: Type 302 may be substituted with Type 304 at Lee Spring's discretion.

# EXTENSION SPRINGS: STANDARD SERIES (INCH)

LOOPS AT RANDOM POSITION • Music Wire (Plated), 302 Stainless Steel\* (Passivated),  
or 316 Stainless Steel (Passivated Ultrasonically Cleaned)

LEE STOCK NUMBER	OUTSIDE DIAMETER		WIRE DIAMETER		MAXIMUM LOAD		INITIAL TENSION		FREE LENGTH		SPRING RATE		MAXIMUM EXTENDED LENGTH		PRICE GROUP		
	IN.	MM	IN.	MM	LB.	KG	LB.	KG	IN.	MM	LB/IN.	KG/MM	IN.	MM	Music Wire	302 Stainless*	316 Stainless
															M	S	S316
LE 085J 0	1.000	25.40	.085	2.16	22.30	10.115	2.00	.907	2.500	63.50	11.510	.2055	4.264	108.31	AA	AM	SPECIAL ORDER
LE 085J 01									2.750	69.85	8.500	.1518	5.140	130.56	AA	AM	
LE 085J 02									3.000	76.20	6.800	.1214	5.990	152.15	AA	AM	
LE 085J 03									3.500	88.90	5.000	.0893	7.560	192.02	AA	AM	
LE 085J 04									4.000	101.60	3.900	.0696	9.210	233.93	AB	AN	
LE 085J 05									4.500	114.30	3.200	.0571	10.840	275.34	AD	AO	
LE 085J 06	5.000	127.00	2.700	.0482	12.520	318.01	AD	AO									
LE 095J 0	1.000	25.40	.095	2.41	30.00	13.608	2.70	1.225	2.500	63.50	24.100	.4304	3.633	92.28	AB	AM	SPECIAL ORDER
LE 095J 01									2.750	69.85	15.000	.2679	4.570	116.08	AB	AM	
LE 095J 02									3.000	76.20	12.200	.2179	5.240	133.10	AB	AM	
LE 095J 03									3.500	88.90	8.700	.1554	6.640	168.66	AB	AM	
LE 095J 04									4.000	101.60	6.900	.1232	7.960	202.18	AD	AO	
LE 095J 05									4.500	114.30	5.600	.1000	9.380	238.25	AD	AO	
LE 095J 06									5.000	127.00	4.800	.0857	10.690	271.53	AE	AP	
LE 095J 07									5.500	139.70	4.120	.0736	12.130	308.10	AJ	AR	
LE 095J 08									6.000	152.40	3.660	.0654	13.460	341.88	AK	AS	
LE 095J 09									6.500	165.10	3.270	.0584	14.850	377.19	AL	AT	
LE 095J 10									7.000	177.80	2.960	.0529	16.220	411.99	AM	AU	
LE 095J 11									8.000	203.20	2.400	.0429	19.373	492.07	AO	AZE	
LE 095J 12	9.000	228.60	2.100	.0375	22.000	558.80	AO	AZE									
LE 105J 0	1.000	25.40	.105	2.67	40.00	18.144	4.00	1.814	2.500	63.50	39.000	.6965	3.423	86.94	AC	AK	SPECIAL ORDER
LE 105J 01									2.750	69.85	23.200	.4143	4.300	109.22	AC	AK	
LE 105J 02									3.000	76.20	19.500	.3482	4.850	123.19	AD	AL	
LE 105J 03									3.500	88.90	13.900	.2482	6.090	154.69	AE	AM	
LE 105J 04									4.000	101.60	11.100	.1982	7.240	183.90	AE	AP	
LE 105J 05									4.500	114.30	9.020	.1611	8.490	215.65	AJ	AS	
LE 105J 06									5.000	127.00	7.730	.1380	9.660	245.36	AK	AW	
LE 105J 07									5.500	139.70	6.670	.1191	10.900	276.86	AL	AZ	
LE 105J 08									6.000	152.40	5.870	.1048	12.130	308.10	AM	AZC	
LE 105J 09									6.500	165.10	5.310	.0948	13.280	337.31	AN	AZD	
LE 105J 10									7.000	177.80	4.810	.0859	14.480	367.79	AO	AZE	
LE 105J 11									8.000	203.20	4.200	.0750	16.571	420.90	AO	AZE	
LE 105J 12	9.000	228.60	3.600	.0643	19.000	482.60	AP	AZE									

### SPECIAL INSTRUCTIONS FOR EXTENSION SERIES

**STOCK NUMBERS:** Add "M" to end of Stock Number for Music Wire; "S" for Type 302 Stainless; "S316" for Type 316 Stainless.

**PRICING:** See Inside Back Cover for up to 199 pricing. To price or order up to 1000 pcs., visit leespring.com; 1000+ pcs. contact Lee Spring.

**CALCULATIONS:** Spring Rate, Maximum Load and Initial Tension are for Music Wire. For Type 302 Stainless, multiply figures shown by 5/6 (.833). For Type 316 Stainless, multiply Spring Rate and Initial Tension by 5/6 (.833), Maximum Load and Maximum Extended Length should be reduced approximately 75%–90% that of Type 302 Stainless version. Visit leespring.com for more information regarding any S316 Stainless product calculations.

\*Note: Type 302 may be substituted with Type 304 at Lee Spring's discretion.

# EXTENSION SPRINGS: STANDARD SERIES (INCH)

LOOPS AT RANDOM POSITION • Music Wire (Plated), 302 Stainless Steel\* (Passivated),  
or 316 Stainless Steel (Passivated Ultrasonically Cleaned)

LEE STOCK NUMBER	OUTSIDE DIAMETER		WIRE DIAMETER		MAXIMUM LOAD		INITIAL TENSION		FREE LENGTH		SPRING RATE		MAXIMUM EXTENDED LENGTH		PRICE GROUP		
	IN.	MM	IN.	MM	LB.	KG	LB.	KG	IN.	MM	LB./IN.	KG/MM	IN.	MM	Music Wire	302 Stainless*	316 Stainless
															M	S	S316
LE 115J 0	1.000	25.40	.115	2.92	50.00	22.680	5.00	2.268	2.500	63.50	60.400	1.0786	3.245	82.42	AD	AL	SPECIAL ORDER
LE 115J 01									2.750	69.85	38.200	.6822	3.930	99.82	AD	AL	
LE 115J 02									3.000	76.20	30.200	.5393	4.490	114.05	AD	AN	
LE 115J 03									3.500	88.90	22.700	.4054	5.480	139.19	AE	AR	
LE 115J 04									4.000	101.60	17.700	.3161	6.540	166.12	AJ	AU	
LE 115J 05									4.500	114.30	14.500	.2589	7.600	193.04	AK	AY	
LE 115J 06									5.000	127.00	12.500	.2232	8.600	218.44	AL	AZA	
LE 115J 07									5.500	139.70	10.800	.1929	9.670	245.62	AM	AZB	
LE 115J 08									6.000	152.40	9.500	.1697	10.740	272.80	AN	AZC	
LE 115J 09									6.500	165.10	8.600	.1536	11.730	297.94	AO	AZD	
LE 115J 10									7.000	177.80	7.800	.1393	12.770	324.36	AP	AZE	
LE 115J 11									8.000	203.20	6.700	.1196	14.716	373.79	AP	AZE	
LE 115J 12	9.000	228.60	5.800	.1036	16.759	425.68	AP	AZE									
LE 125J 0	1.000	25.40	.125	3.18	70.00	31.752	7.00	3.175	2.500	63.50	87.300	1.5590	3.222	81.84	AE	AM	SPECIAL ORDER
LE 125J 01									2.750	69.85	58.210	1.0395	3.830	97.28	AE	AM	
LE 125J 02									3.000	76.20	47.620	.8504	4.320	109.73	AE	AO	
LE 125J 03									3.500	88.90	34.920	.6236	5.300	134.62	AG	AS	
LE 125J 04									4.000	101.60	27.570	.4923	6.290	159.77	AK	AW	
LE 125J 05									4.500	114.30	22.780	.4068	7.270	184.66	AL	AZ	
LE 125J 06									5.000	127.00	19.400	.3464	8.250	209.55	AM	AZB	
LE 125J 07									5.500	139.70	16.900	.3018	9.230	234.44	AN	AZC	
LE 125J 08									6.000	152.40	14.970	.2673	10.210	259.33	AO	AZD	
LE 125J 09									6.500	165.10	13.800	.2464	11.065	281.05	AO	AZD	
LE 125J 10									7.000	177.80	12.500	.2232	12.040	305.82	AP	AZE	
LE 125J 11									8.000	203.20	10.500	.1875	14.000	355.60	AP	AZE	
LE 125J 12	9.000	228.60	9.000	.1607	16.000	406.40	AP	AZE									
LE 135J 0	1.000	25.40	.135	3.43	85.00	38.556	9.00	4.082	2.500	63.50	134.160	2.3958	3.067	77.90	AG	AN	SPECIAL ORDER
LE 135J 01									2.750	69.85	86.230	1.5399	3.630	92.20	AG	AN	
LE 135J 02									3.000	76.20	70.880	1.2658	4.070	103.38	AG	AP	
LE 135J 03									3.500	88.90	52.280	.9336	4.950	125.73	AJ	AT	
LE 135J 04									4.000	101.60	41.410	.7395	5.840	148.34	AL	AX	
LE 135J 05									4.500	114.30	34.280	.6122	6.720	170.69	AM	AZA	
LE 135J 06									5.000	127.00	29.250	.5223	7.600	193.04	AN	AZC	
LE 135J 07									5.500	139.70	25.500	.4554	8.480	215.39	AO	AZD	
LE 135J 08									6.000	152.40	22.610	.4038	9.360	237.74	AP	AZE	
LE 135J 09									6.500	165.10	20.800	.3714	10.154	257.91	AP	AZE	
LE 135J 10									7.000	177.80	18.900	.3375	11.021	279.93	AR	AZF	
LE 135J 11									8.000	203.20	15.900	.2839	12.780	324.61	AR	AZF	
LE 135J 12	9.000	228.60	13.700	.2447	14.547	369.49	AR	AZF									

EXTENSION SPRINGS



**SPECIAL INSTRUCTIONS FOR EXTENSION SERIES**

**STOCK NUMBERS:** Add "M" to end of Stock Number for Music Wire; "S" for Type 302 Stainless; "S316" for Type 316 Stainless.

**PRICING:** See Inside Back Cover for up to 199 pricing. To price or order up to 1000 pcs., visit [leespring.com](http://leespring.com); 1000+ pcs. contact Lee Spring.

**CALCULATIONS:** Spring Rate, Maximum Load and Initial Tension are for Music Wire. For Type 302 Stainless, multiply figures shown by 5/6 (.833). For Type 316 Stainless, multiply Spring Rate and Initial Tension by 5/6 (.833), Maximum Load and Maximum Extended Length should be reduced approximately 75%–90% that of Type 302 Stainless version. Visit [leespring.com](http://leespring.com) for more information regarding any S316 Stainless product calculations.

\*Note: Type 302 may be substituted with Type 304 at Lee Spring's discretion.



# EXTENSION SPRINGS: STANDARD SERIES (INCH)

LOOPS AT RANDOM POSITION • Music Wire (Plated), 302 Stainless Steel\* (Passivated),  
or 316 Stainless Steel (Passivated Ultrasonically Cleaned)

LEE STOCK NUMBER	OUTSIDE DIAMETER		WIRE DIAMETER		MAXIMUM LOAD		INITIAL TENSION		FREE LENGTH		SPRING RATE		MAXIMUM EXTENDED LENGTH		PRICE GROUP		
	IN.	MM	IN.	MM	LB.	KG	LB.	KG	IN.	MM	LB./IN.	KG/MM	IN.	MM	Music Wire	302 Stainless*	316 Stainless
LE 148J 01	1.000	25.40	.148	3.76	112.05	50.826	9.68	4.391	2.500	63.50	202.800	3.6216	3.000	76.20	AJ	AO	SPECIAL ORDER
LE 148J 02									2.750	69.85	159.300	2.8448	3.393	86.18	AK	AR	
LE 148J 03									3.000	76.20	123.900	2.2126	3.826	97.18	AK	AW	
LE 148J 04									3.500	88.90	92.900	1.6590	4.602	116.89	AM	AX	
LE 148J 05									4.000	101.60	71.900	1.2840	5.424	137.77	AP	AZA	
LE 148J 06									4.500	114.30	58.700	1.0483	6.244	158.60	AS	AZB	
LE 148J 07									5.000	127.00	49.600	.8858	7.064	179.43	AW	AZD	
LE 148J 08									5.500	139.70	43.700	.7804	7.843	199.21	AX	AZF	
LE 148J 09									6.000	152.40	38.500	.6875	8.659	219.94	AZ	AZG	
LE 148J 10									6.500	165.10	34.300	.6125	9.485	240.92	AZA	AZG	
LE 148J 11									7.000	177.80	31.000	.5536	10.302	261.67	AZB	AZH	
LE 148J 12									8.000	203.20	26.200	.4679	11.907	302.44	AZC	AZK	
LE 148J 13									9.000	228.60	22.500	.4018	13.550	344.17	AZD	AZM	
LE 085JK 01	1.125	28.58	.085	2.16	21.00	9.526	1.89	.857	3.000	76.20	7.000	.1250	5.730	145.54	AE	AP	SPECIAL ORDER
LE 085JK 02									3.500	88.90	4.300	.0768	7.940	201.68	AJ	AS	
LE 085JK 03									4.000	101.60	3.100	.0554	10.160	258.06	AK	AW	
LE 085JK 04									4.500	114.30	2.500	.0446	12.140	308.36	AL	AZ	
LE 085JK 05									5.000	127.00	2.000	.0357	14.560	369.82	AM	AZB	
LE 085JK 06									5.500	139.70	1.700	.0304	16.740	425.20	AN	AZC	
LE 085JK 07									6.000	152.40	1.500	.0268	18.740	476.00	AP	AZD	
LE 085JK 08									6.500	165.10	1.300	.0232	21.200	538.48	AR	AZF	
LE 085JK 09									7.000	177.80	1.200	.0214	22.930	582.42	AS	AZH	
LE 105JK 01	1.125	28.58	.105	2.67	37.80	17.146	3.40	1.542	3.000	76.20	19.600	.3500	4.760	120.90	AG	AR	SPECIAL ORDER
LE 105JK 02									3.500	88.90	12.500	.2232	6.250	158.75	AJ	AT	
LE 105JK 03									4.000	101.60	9.200	.1643	7.740	196.60	AL	AX	
LE 105JK 04									4.500	114.30	7.300	.1304	9.210	233.93	AM	AZA	
LE 105JK 05									5.000	127.00	6.000	.1071	10.730	272.54	AN	AZC	
LE 105JK 06									5.500	139.70	5.100	.0911	12.250	311.15	AP	AZD	
LE 105JK 07									6.000	152.40	4.500	.0804	13.640	346.46	AR	AZE	
LE 105JK 08									6.500	165.10	3.900	.0696	15.320	389.13	AS	AZG	
LE 105JK 09									7.000	177.80	3.500	.0625	16.830	427.48	AT	AZJ	
LE 125JK 01	1.125	28.58	.125	3.18	59.60	27.035	5.51	2.499	3.000	76.20	46.200	.8250	4.171	105.94	AJ	AS	SPECIAL ORDER
LE 125JK 02									3.500	88.90	30.300	.5411	5.285	134.24	AK	AU	
LE 125JK 03									4.000	101.60	22.500	.4018	6.404	162.66	AM	AY	
LE 125JK 04									4.500	114.30	17.900	.3197	7.522	191.06	AN	AZB	
LE 125JK 05									5.000	127.00	14.900	.2661	8.630	219.20	AO	AZD	
LE 125JK 06									5.500	139.70	12.700	.2268	9.759	247.88	AR	AZE	
LE 125JK 07									6.000	152.40	11.100	.1982	10.873	276.17	AS	AZF	
LE 125JK 08									6.500	165.10	9.900	.1768	11.964	303.89	AT	AZH	
LE 125JK 09									7.000	177.80	8.900	.1589	13.077	332.16	AU	AZK	

### SPECIAL INSTRUCTIONS FOR EXTENSION SERIES

**STOCK NUMBERS:** Add "M" to end of Stock Number for Music Wire; "S" for Type 302 Stainless; "S316" for Type 316 Stainless.

**PRICING:** See Inside Back Cover for up to 199 pricing. To price or order up to 1000 pcs., visit leespring.com; 1000+ pcs. contact Lee Spring.

**CALCULATIONS:** Spring Rate, Maximum Load and Initial Tension are for Music Wire. For Type 302 Stainless, multiply figures shown by 5/6 (.833). For Type 316 Stainless, multiply Spring Rate and Initial Tension by 5/6 (.833), Maximum Load and Maximum Extended Length should be reduced approximately 75%–90% that of Type 302 Stainless version. Visit leespring.com for more information regarding any S316 Stainless product calculations.

\*Note: Type 302 may be substituted with Type 304 at Lee Spring's discretion.



# EXTENSION SPRINGS: STANDARD SERIES (INCH)

LOOPS AT RANDOM POSITION • Music Wire (Plated), 302 Stainless Steel\* (Passivated),  
or 316 Stainless Steel (Passivated Ultrasonically Cleaned)

LEE STOCK NUMBER	OUTSIDE DIAMETER		WIRE DIAMETER		MAXIMUM LOAD		INITIAL TENSION		FREE LENGTH		SPRING RATE		MAXIMUM EXTENDED LENGTH		PRICE GROUP		
	IN.	MM	IN.	MM	LB.	KG	LB.	KG	IN.	MM	LB./IN.	KG/MM	IN.	MM	Music Wire	302 Stainless*	316 Stainless
															M	S	S316
LE 095K 01	1.250	31.75	.095	2.41	26.00	11.794	2.35	1.066	3.250	82.55	7.280	.1300	6.500	165.10	AG	AR	SPECIAL ORDER
LE 095K 02									3.500	88.90	5.860	.1046	7.540	191.52	AJ	AT	
LE 095K 03									4.000	101.60	4.220	.0754	9.600	243.84	AL	AX	
LE 095K 04									4.500	114.30	3.300	.0589	11.670	296.42	AM	AZA	
LE 095K 05									5.000	127.00	2.710	.0484	13.730	348.74	AN	AZC	
LE 095K 06									5.500	139.70	2.300	.0411	15.780	400.81	AP	AZD	
LE 095K 07									6.000	152.40	1.990	.0355	17.880	454.15	AR	AZE	
LE 095K 08									6.500	165.10	1.760	.0314	19.940	506.48	AS	AZE	
LE 095K 09									7.000	177.80	1.570	.0280	22.060	560.32	AT	AZJ	
LE 095K 10									7.500	190.50	1.430	.0255	24.040	610.62	AU	AZK	
LE 115K 01	1.250	31.75	.115	2.92	45.00	20.412	4.25	1.928	3.250	82.55	18.060	.3225	5.510	139.95	AN	AW	SPECIAL ORDER
LE 115K 02									3.500	88.90	14.700	.2625	6.270	159.26	AN	AY	
LE 115K 03									4.000	101.60	10.720	.1914	7.800	198.12	AP	AZ	
LE 115K 04									4.500	114.30	8.430	.1505	9.330	236.98	AR	AZB	
LE 115K 05									5.000	127.00	6.950	.1241	10.860	275.84	AS	AZC	
LE 115K 06									5.500	139.70	5.910	.1055	12.400	314.96	AU	AZE	
LE 115K 07									6.000	152.40	5.140	.0918	13.930	353.82	AX	AZF	
LE 115K 08									6.500	165.10	4.550	.0813	15.460	392.68	AY	AZH	
LE 115K 09									7.000	177.80	4.080	.0729	16.990	431.55	AZ	AZK	
LE 115K 10									7.500	190.50	3.700	.0661	18.510	470.15	AZA	AZL	
LE 135K 01	1.250	31.75	.135	3.43	65.00	29.484	6.20	2.812	3.250	82.55	40.500	.7232	4.700	119.38	AR	AZA	SPECIAL ORDER
LE 135K 02									3.500	88.90	34.400	.6143	5.210	132.33	AS	AZB	
LE 135K 03									4.000	101.60	25.500	.4554	6.310	160.27	AT	AZB	
LE 135K 04									4.500	114.30	19.700	.3518	7.480	189.99	AU	AZC	
LE 135K 05									5.000	127.00	16.400	.2929	8.590	218.19	AX	AZC	
LE 135K 06									5.500	139.70	13.600	.2429	9.820	249.43	AZ	AZF	
LE 135K 07									6.000	152.40	11.900	.2125	10.940	277.88	AZB	AZG	
LE 135K 08									6.500	165.10	10.600	.1893	12.050	306.07	AZC	AZH	
LE 135K 09									7.000	177.80	9.500	.1697	13.190	335.03	AZD	AZJ	
LE 135K 10									7.500	190.50	8.600	.1536	14.340	364.24	AZE	AZK	
LE 148K 01	1.250	31.75	.148	3.76	86.50	39.236	8.00	3.629	3.250	82.55	63.880	1.1408	4.479	113.77	AS	AZB	SPECIAL ORDER
LE 148K 02									3.500	88.90	52.820	.9433	4.986	126.64	AT	AZB	
LE 148K 03									4.000	101.60	39.240	.7007	6.001	152.43	AU	AZC	
LE 148K 04									4.500	114.30	31.210	.5573	7.015	178.18	AZ	AZF	
LE 148K 05									5.000	127.00	25.910	.4627	8.030	203.96	AZB	AZG	
LE 148K 06									5.500	139.70	22.150	.3956	9.044	229.72	AZC	AZH	
LE 148K 07									6.000	152.40	19.340	.3454	10.059	255.50	AZD	AZJ	
LE 148K 08									6.500	165.10	17.160	.3064	11.075	281.31	AZE	AZL	
LE 148K 09									7.000	177.80	15.430	.2755	12.087	307.01	AZF	AZM	
LE 148K 10									7.500	190.50	14.010	.2502	13.103	332.82	AZG	AZN	

EXTENSION SPRINGS



**SPECIAL INSTRUCTIONS FOR EXTENSION SERIES**

**STOCK NUMBERS:** Add "M" to end of Stock Number for Music Wire; "S" for Type 302 Stainless; "S316" for Type 316 Stainless.

**PRICING:** See Inside Back Cover for up to 199 pricing. To price or order up to 1000 pcs., visit [leespring.com](http://leespring.com); 1000+ pcs. contact Lee Spring.

**CALCULATIONS:** Spring Rate, Maximum Load and Initial Tension are for Music Wire. For Type 302 Stainless, multiply figures shown by 5/6 (.833). For Type 316 Stainless, multiply Spring Rate and Initial Tension by 5/6 (.833), Maximum Load and Maximum Extended Length should be reduced approximately 75%–90% that of Type 302 Stainless version. Visit [leespring.com](http://leespring.com) for more information regarding any S316 Stainless product calculations.

\*Note: Type 302 may be substituted with Type 304 at Lee Spring's discretion.

# EXTENSION SPRINGS: STANDARD SERIES (INCH)

LOOPS AT RANDOM POSITION • Music Wire (Plated), 302 Stainless Steel\* (Passivated), or 316 Stainless Steel (Passivated Ultrasonically Cleaned)

LEE STOCK NUMBER	OUTSIDE DIAMETER		WIRE DIAMETER		MAXIMUM LOAD		INITIAL TENSION		FREE LENGTH		SPRING RATE		MAXIMUM EXTENDED LENGTH		PRICE GROUP		
	IN.	MM	IN.	MM	LB.	KG	LB.	KG	IN.	MM	LB/IN.	KG/MM	IN.	MM	Music Wire	302 Stainless*	316 Stainless
															M	S	S316
LE 125L 01	1.500	38.10	.125	3.18	45.00	20.412	4.20	1.905	4.500	114.30	9.000	.1607	9.030	229.36	AX	AZC	SPECIAL ORDER
LE 125L 02									5.000	127.00	7.100	.1268	10.750	273.05	AY	AZD	
LE 125L 03									5.500	139.70	5.870	.1048	12.450	316.23	AZA	AZE	
LE 125L 04									6.000	152.40	5.000	.0893	14.160	359.66	AZB	AZF	
LE 125L 05									6.500	165.10	4.350	.0777	15.880	403.35	AZC	AZH	
LE 125L 06									7.000	177.80	3.860	.0689	17.570	446.28	AZD	AZJ	
LE 125L 07									7.500	190.50	3.460	.0618	19.290	489.97	AZE	AZL	
LE 125L 08									8.000	203.20	3.140	.0561	20.990	533.15	AZF	AZM	
LE 148L 01	1.500	38.10	.148	3.76	70.63	32.038	6.70	3.039	4.500	114.30	24.300	.4339	7.131	181.13	AY	AZD	SPECIAL ORDER
LE 148L 02									5.000	127.00	18.700	.3339	8.419	213.84	AZ	AZE	
LE 148L 03									5.500	139.70	15.300	.2732	9.678	245.82	AZB	AZF	
LE 148L 04									6.000	152.40	12.900	.2304	10.956	278.28	AZC	AZG	
LE 148L 05									6.500	165.10	11.200	.2000	12.208	310.08	AZD	AZJ	
LE 148L 06									7.000	177.80	9.800	.1750	13.523	343.48	AZE	AZK	
LE 148L 07									7.500	190.50	8.800	.1572	14.765	375.03	AZF	AZM	
LE 148L 08									8.000	203.20	7.900	.1411	16.092	408.74	AZG	AZN	
LE 177L 01	1.500	38.10	.177	4.50	120.96	54.867	10.97	4.976	4.500	114.30	59.900	1.0697	6.336	160.93	AZ	AZG	SPECIAL ORDER
LE 177L 02									5.000	127.00	46.900	.8375	7.345	186.56	AZA	AZH	
LE 177L 03									5.500	139.70	38.500	.6875	8.357	212.27	AZC	AZJ	
LE 177L 04									6.000	152.40	32.700	.5840	9.364	237.85	AZD	AZK	
LE 177L 05									6.500	165.10	28.400	.5072	10.373	263.47	AZE	AZM	
LE 177L 06									7.000	177.80	25.100	.4482	11.382	289.10	AZF	AZN	
LE 177L 07									7.500	190.50	22.500	.4018	12.388	314.66	AZG	AZP	
LE 177L 08									8.000	203.20	20.300	.3625	13.418	340.82	AZH	AZQ	
LE 148N 01	1.750	44.45	.148	3.76	64.33	29.180	5.79	2.626	5.000	127.00	15.000	.2679	8.903	226.14	AZA	AZH	SPECIAL ORDER
LE 148N 02									5.500	139.70	11.500	.2054	10.590	268.99	AZC	AZJ	
LE 148N 03									6.000	152.40	9.400	.1679	12.228	310.59	AZD	AZK	
LE 148N 04									6.500	165.10	7.900	.1411	13.910	353.31	AZE	AZM	
LE 148N 05									7.000	177.80	6.800	.1214	15.609	396.47	AZF	AZN	
LE 148N 06									7.500	190.50	6.000	.1071	17.256	438.30	AZG	AZP	
LE 148N 07									8.000	203.20	5.300	.0946	19.045	483.74	AZH	AZQ	
LE 148N 08									9.000	228.60	4.400	.0786	22.304	566.52	AZJ	AZR	
LE 177N 01	1.750	44.45	.177	4.50	105.51	47.859	9.50	4.309	5.000	127.00	36.600	.6536	7.623	193.62	AZA	AZH	SPECIAL ORDER
LE 177N 02									5.500	139.70	28.500	.5090	8.869	225.27	AZC	AZJ	
LE 177N 03									6.000	152.40	23.300	.4161	10.121	257.07	AZD	AZK	
LE 177N 04									6.500	165.10	19.700	.3518	11.374	288.90	AZE	AZM	
LE 177N 05									7.000	177.80	17.100	.3054	12.615	320.42	AZF	AZN	
LE 177N 06									7.500	190.50	15.100	.2697	13.858	351.99	AZG	AZP	
LE 177N 07									8.000	203.20	13.500	.2411	15.112	383.84	AZH	AZQ	
LE 177N 08									9.000	228.60	11.200	.2000	17.572	446.33	AZJ	AZR	

### SPECIAL INSTRUCTIONS FOR EXTENSION SERIES

**STOCK NUMBERS:** Add "M" to end of Stock Number for Music Wire; "S" for Type 302 Stainless; "S316" for Type 316 Stainless.

**PRICING:** See Inside Back Cover for up to 199 pricing. To price or order up to 1000 pcs., visit leespring.com; 1000+ pcs. contact Lee Spring.

**CALCULATIONS:** Spring Rate, Maximum Load and Initial Tension are for Music Wire. For Type 302 Stainless, multiply figures shown by 5/6 (.833). For Type 316 Stainless, multiply Spring Rate and Initial Tension by 5/6 (.833), Maximum Load and Maximum Extended Length should be reduced approximately 75%–90% that of Type 302 Stainless version. Visit leespring.com for more information regarding any S316 Stainless product calculations.

\*Note: Type 302 may be substituted with Type 304 at Lee Spring's discretion.

# EXTENSION SPRINGS: STANDARD SERIES (INCH)

LOOPS AT RANDOM POSITION • Music Wire (Plated), 302 Stainless Steel\* (Passivated),  
or 316 Stainless Steel (Passivated Ultrasonically Cleaned)

LEE STOCK NUMBER	OUTSIDE DIAMETER		WIRE DIAMETER		MAXIMUM LOAD		INITIAL TENSION		FREE LENGTH		SPRING RATE		MAXIMUM EXTENDED LENGTH		PRICE GROUP		
	IN.	MM	IN.	MM	LB.	KG	LB.	KG	IN.	MM	LB./IN.	KG/MM	IN.	MM	Music Wire	302 Stainless*	316 Stainless
															M	S	S316
LE 207N 01	1.750	44.45	.207	5.26	162.55	73.733	14.59	6.618	5.000	127.00	80.200	1.4322	6.845	173.86	AZB	AZJ	SPECIAL ORDER
LE 207N 02									5.500	139.70	63.200	1.1286	7.841	199.16	AZD	AZK	
LE 207N 03									6.000	152.40	52.100	.9304	8.840	224.54	AZE	AZL	
LE 207N 04									6.500	165.10	44.300	.7911	9.840	249.94	AZF	AZN	
LE 207N 05									7.000	177.80	38.600	.6893	10.833	275.16	AZG	AZO	
LE 207N 06									7.500	190.50	34.200	.6107	11.826	300.38	AZH	AZQ	
LE 207N 07									8.000	203.20	30.600	.5465	12.835	326.01	AZJ	AZR	
LE 207N 08									9.000	228.60	25.400	.4536	14.825	376.56	AZK	AZS	
LE 177P 01	2.000	50.80	.177	4.50	92.95	42.162	8.37	3.797	5.500	139.70	24.200	.4322	8.995	228.47	AZD	AZK	SPECIAL ORDER
LE 177P 02									6.000	152.40	18.700	.3339	10.523	267.28	AZE	AZL	
LE 177P 03									6.500	165.10	15.300	.2732	12.028	305.51	AZF	AZN	
LE 177P 04									7.000	177.80	12.900	.2304	13.557	344.35	AZG	AZO	
LE 177P 05									7.500	190.50	11.100	.1982	15.120	384.05	AZH	AZQ	
LE 177P 06									8.000	203.20	9.800	.1750	16.631	422.43	AZJ	AZR	
LE 177P 07									9.000	228.60	7.900	.1411	19.706	500.53	AZK	AZS	
LE 177P 08									10.000	254.00	6.600	.1179	22.815	579.50	AZL	AZT	
LE 207P 01	2.000	50.80	.207	5.26	143.12	64.919	12.88	5.842	5.500	139.70	52.500	.9375	7.981	202.72	AZE	AZL	SPECIAL ORDER
LE 207P 02									6.000	152.40	41.100	.7340	9.169	232.89	AZF	AZN	
LE 207P 03									6.500	165.10	33.800	.6036	10.353	262.97	AZG	AZO	
LE 207P 04									7.000	177.80	28.700	.5125	11.538	293.07	AZH	AZQ	
LE 207P 05									7.500	190.50	24.900	.4447	12.731	323.37	AZJ	AZR	
LE 207P 06									8.000	203.20	22.000	.3929	13.920	353.57	AZK	AZS	
LE 207P 07									9.000	228.60	17.900	.3197	16.276	413.41	AZL	AZT	
LE 207P 08									10.000	254.00	15.000	.2679	18.683	474.55	AZM	AZU	

EXTENSION SPRINGS



### SPECIAL INSTRUCTIONS FOR EXTENSION SERIES

**STOCK NUMBERS:** Add "M" to end of Stock Number for Music Wire; "S" for Type 302 Stainless; "S316" for Type 316 Stainless.

**PRICING:** See Inside Back Cover for up to 199 pricing. To price or order up to 1000 pcs., visit [leespring.com](http://leespring.com); 1000+ pcs. contact Lee Spring.

**CALCULATIONS:** Spring Rate, Maximum Load and Initial Tension are for Music Wire. For Type 302 Stainless, multiply figures shown by 5/6 (.833). For Type 316 Stainless, multiply Spring Rate and Initial Tension by 5/6 (.833), Maximum Load and Maximum Extended Length should be reduced approximately 75%–90% that of Type 302 Stainless version. Visit [leespring.com](http://leespring.com) for more information regarding any S316 Stainless product calculations.

\*Note: Type 302 may be substituted with Type 304 at Lee Spring's discretion.

# EXTENSION SPRINGS: STANDARD SERIES (METRIC)

Music Wire (Plated) or Stainless Steel (Passivated)

SEE OMNCt RUT I EA	NUMDILE LIDT EMEA		HIAE LIDT EMEA		T DsIT UT SNDL		IRIMDS MEROINR		SNNG GNOIMNR	BAEE SERXMW		OGAIRX ADME		T DsIT UT EsMERLEL SERXMW		GAICE XANUG	
	MM	IN.	MM	IN.	N	LB.	N	LB.		MM	IN.	N/MM	LB/IN.	MM	IN.	M	S
LEM050ZA 01†	2.50	.098	.50	.019	16.10	3.62	2.45	.55	I	7.90	0.311	7.980	45.57	9.61	0.378	K	K
LEM050ZA 02†									I	10.90	0.429	4.980	28.44	13.64	0.537	K	K
LEM050ZA 03†									I	15.40	0.606	3.190	18.22	19.68	0.775	K	K
LEM055ZB 01†	2.80	.110	.55	.021	19.00	4.27	2.79	.63	I	8.80	0.346	8.180	46.71	10.78	0.424	K	K
LEM055ZB 02†									I	12.10	0.476	5.110	29.18	15.27	0.601	K	K
LEM055ZB 03†									I	17.00	0.669	3.270	18.67	21.96	0.865	K	K
LEM035A 01	3.00	.118	.35	.014	4.90	1.10	0.53	.12	R	12.50	0.492	0.387	2.21	23.67	0.932	K	K
LEM035A 02									R	14.00	0.551	0.322	1.84	27.46	1.081	K	K
LEM035A 03									R	15.50	0.610	0.277	1.58	31.24	1.230	K	K
LEM035A 04									R	17.00	0.669	0.242	1.38	35.03	1.379	K	K
LEM035A 05									R	19.00	0.748	0.208	1.19	39.83	1.568	K	K
LEM035A 06									R	21.00	0.827	0.182	1.04	44.88	1.767	K	K
LEM035A 07									R	23.00	0.906	0.161	0.92	50.19	1.976	K	K
LEM035A 08									R	25.00	0.984	0.145	0.83	54.97	2.164	K	K
LEM035A 09									R	30.00	1.181	0.117	0.67	67.08	2.641	L	L
LEM035A 10									R	35.00	1.378	0.096	0.55	80.21	3.158	L	L
LEM035A 11									R	40.00	1.575	0.084	0.48	91.82	3.615	L	L
LEM063A 01†	3.00	.118	.63	.025	26.20	5.89	4.19	.94	I	9.70	0.382	12.100	69.09	11.55	0.455	K	K
LEM063A 02†									I	13.50	0.531	7.510	42.88	16.46	0.648	K	K
LEM063A 03†									I	19.20	0.756	4.810	27.47	23.82	0.938	K	K
LEM050AB 01†	3.50	.138	.50	.019	12.00	2.70	1.77	.40	I	9.50	0.374	2.350	13.42	13.82	0.544	L	L
LEM050AB 02†									I	12.50	0.492	1.470	8.39	19.41	0.764	L	L
LEM050AB 03†									I	17.00	0.669	0.940	5.37	27.80	1.094	K	K
LEM050AB 04†									I	24.50	0.965	0.590	3.37	41.80	1.646	K	K
LEM050AB 05†									I	290.00	11.417	0.050	0.29	500.00	19.685	AM	AM
LEM055AB 01†	3.50	.138	.55	.021	15.70	3.53	2.38	.54	I	9.90	0.390	3.630	20.73	13.58	0.535	L	L
LEM055AB 02†									I	13.20	0.520	2.270	12.96	19.09	0.752	L	L
LEM055AB 03†									I	18.10	0.713	1.450	8.28	27.30	1.075	K	K
LEM055AB 04†									I	26.40	1.039	0.900	5.14	41.10	1.618	K	K
LEM070AB 01†	3.50	.138	.70	.027	30.70	6.90	4.47	1.00	I	11.10	0.437	11.100	63.38	13.46	0.530	K	K
LEM070AB 02†									I	15.30	0.602	6.950	39.69	19.08	0.751	K	K
LEM070AB 03†									I	21.60	0.850	4.440	25.35	27.50	1.083	K	K
LEM080AC 01†	4.00	.157	.80	.031	39.90	8.97	5.96	1.34	I	12.60	0.496	12.700	72.52	15.26	0.601	K	K
LEM080AC 02†									I	17.40	0.685	8.000	45.68	21.66	0.853	J	J
LEM080AC 03†									I	24.60	0.969	5.100	29.12	31.26	1.231	J	J

R = Loops at Random Position • I = Loops at Inline Position

### SPECIAL INSTRUCTIONS FOR EXTENSION SERIES

**STOCK NUMBERS:** Add "M" to end of Stock Number for Music Wire; "S" for Type 302 Stainless.

**PRICING:** See Inside Back Cover for up to 199 pricing. To price or order up to 1000 pcs., visit [leespring.com](http://leespring.com); 1000+ pcs. contact Lee Spring.

**CALCULATIONS:** Spring Rate, Maximum Load and Initial Tension are for Music Wire. For Type 302 Stainless, multiply figures shown by 5/6 (.833).

\*Note: Type 302 may be substituted with Type 304 at Lee Spring's discretion.

† Indicates DIN Extension Springs meeting the design parameters outlined in Standard DIN 2097.

# EXTENSION SPRINGS: STANDARD SERIES (METRIC)

Music Wire (Plated) or Stainless Steel (Passivated)

SEE CONNCT RUT I EA	NUMOILE LIDT EMEA		H IAE LIDT EMEA		T DsIT UT SNDL		IRIMDS MEROINR		SNGG GNOIMNR	BAEE SERXMW		OGAIRX ADME		T DsIT UT EsMERLEL SERXMW		GAICE XANUG	
	MM	IN.	MM	IN.	N	LB.	N	LB.		MM	IN.	N/MM	LB/IN.	MM	IN.	M	S
LEM045B 01									R	15.50	0.610	0.366	2.09	32.51	1.280	J	J
LEM045B 02									R	17.00	0.669	0.306	1.75	37.31	1.469	J	J
LEM045B 03									R	19.00	0.748	0.252	1.44	43.64	1.718	J	J
LEM045B 04									R	21.00	0.827	0.215	1.23	49.96	1.967	J	J
LEM045B 05									R	23.00	0.906	0.187	1.07	56.29	2.216	J	J
LEM045B 06									R	25.00	0.984	0.166	0.95	62.33	2.454	J	J
LEM045B 07	4.50	.177	.45	.018	6.85	1.54	.62	.14	R	30.00	1.181	0.128	0.73	78.77	3.101	J	J
LEM045B 08									R	35.00	1.378	0.105	0.60	94.18	3.708	J	J
LEM045B 09									R	40.00	1.575	0.089	0.51	109.86	4.325	K	K
LEM045B 10									R	45.00	1.772	0.077	0.44	125.78	4.952	K	K
LEM045B 11									R	50.00	1.969	0.068	0.39	141.20	5.559	K	K
LEM045B 12									R	55.00	2.165	0.061	0.35	156.59	6.165	L	L
LEM045B 13									R	60.00	2.362	0.054	0.31	174.80	6.882	L	L
LEM060B 01									R	15.50	0.610	1.632	9.32	23.88	0.940	J	J
LEM060B 02									R	17.00	0.669	1.384	7.90	26.90	1.059	J	J
LEM060B 03									R	19.00	0.748	1.149	6.56	30.94	1.218	J	J
LEM060B 04									R	21.00	0.827	0.982	5.61	34.98	1.377	J	J
LEM060B 05									R	23.00	0.906	0.858	4.90	39.01	1.536	J	J
LEM060B 06									R	25.00	0.984	0.762	4.35	43.03	1.694	J	J
LEM060B 07	4.50	.177	.60	.023	15.70	3.53	1.87	.42	R	30.00	1.181	0.594	3.39	53.37	2.101	J	J
LEM060B 08									R	35.00	1.378	0.487	2.78	63.45	2.498	J	J
LEM060B 09									R	40.00	1.575	0.413	2.36	73.53	2.895	J	J
LEM060B 10									R	45.00	1.772	0.359	2.05	83.62	3.292	J	J
LEM060B 11									R	50.00	1.969	0.317	1.81	93.70	3.689	J	J
LEM060B 12									R	55.00	2.165	0.284	1.62	103.76	4.085	J	J
LEM060B 13									R	60.00	2.362	0.257	1.47	113.84	4.482	J	J
LEM063B 01†									I	12.10	0.476	2.770	15.82	17.75	0.699	K	K
LEM063B 02†	4.50	.177	.63	.025	18.30	4.11	2.61	.59	I	15.90	0.626	1.730	9.88	24.94	0.982	K	K
LEM063B 03†									I	21.60	0.850	1.110	6.34	35.70	1.406	J	J
LEM063B 04†									I	31.00	1.220	0.700	4.00	53.60	2.110	J	J
LEM090B 01†									I	14.20	0.559	14.300	81.66	17.15	0.675	K	K
LEM090B 02†	4.50	.177	.90	.035	49.70	11.17	7.45	1.67	I	19.60	0.772	8.960	51.16	24.32	0.957	J	J
LEM090B 03†									I	27.70	1.091	5.730	32.72	35.08	1.381	J	J
LEM070BA 01†									I	13.50	0.531	3.070	17.53	19.75	0.778	K	K
LEM070BA 02†									I	17.70	0.697	1.920	10.96	27.70	1.091	K	K
LEM070BA 03†	5.00	.197	.70	.027	22.60	5.08	3.39	.76	I	24.00	0.945	1.230	7.02	39.60	1.559	J	J
LEM070BA 04†									I	34.50	1.358	0.770	4.40	59.50	2.343	J	J
LEM100BA 01†									I	15.80	0.622	15.900	90.79	19.05	0.750	K	K
LEM100BA 02†	5.00	.197	1.00	.039	60.80	13.67	7.52	1.69	I	21.80	0.858	9.900	56.53	27.00	1.063	K	K
LEM100BA 03†									I	30.80	1.213	6.370	36.37	38.90	1.531	J	J

R = Loops at Random Position • I = Loops at Inline Position

### SPECIAL INSTRUCTIONS FOR EXTENSION SERIES

**STOCK NUMBERS:** Add "M" to end of Stock Number for Music Wire; "S" for Type 302 Stainless.

**PRICING:** See Inside Back Cover for up to 199 pricing. To price or order up to 1000 pcs., visit [leespring.com](http://leespring.com); 1000+ pcs. contact Lee Spring.

**CALCULATIONS:** Spring Rate, Maximum Load and Initial Tension are for Music Wire. For Type 302 Stainless, multiply figures shown by 5/6 (.833).

\*Note: Type 302 may be substituted with Type 304 at Lee Spring's discretion.

† Indicates DIN Extension Springs meeting the design parameters outlined in Standard DIN 2097.

EXTENSION SPRINGS



# EXTENSION SPRINGS: STANDARD SERIES (METRIC)

Music Wire (Plated) or Stainless Steel (Passivated)

SEE OMNCt RUT I EA	NUMDILE LIDT EMEA		HIAE LIDT EMEA		T DsIT UT SNDL		IRIMDS MEROINR		SNNNG GNOIMNR	BAEE SERXMW		OGAIRX ADME		T DsIT UT EsMERLEL SERXMW		GAICE XANUG	
	MM	IN.	MM	IN.	N	LB.	N	LB.		MM	IN.	N/MM	LB/IN.	MM	IN.	M	S
LEM050BB 01†	5.50	.217	.50	.019	7.80	1.75	1.02	.23	I	12.70	0.500	0.510	2.91	25.80	1.016	K	K
LEM050BB 02†									I	15.70	0.618	0.310	1.77	36.60	1.441	K	K
LEM050BB 03†									I	20.20	0.795	0.210	1.20	52.90	2.083	J	J
LEM050BB 04†									I	27.70	1.091	0.130	0.74	80.00	3.150	J	J
LEM050BB 05†									I	37.70	1.484	0.090	0.51	116.10	4.571	K	K
LEM080BB 01†	5.50	.217	.80	.031	30.20	6.79	4.79	1.08	I	15.00	0.591	4.000	22.84	21.40	0.843	K	K
LEM080BB 02†									I	19.80	0.780	2.500	14.28	30.00	1.181	K	K
LEM080BB 03†									I	27.00	1.063	1.600	9.14	43.00	1.693	J	J
LEM080BB 04†									I	39.00	1.535	1.000	5.71	64.60	2.543	J	J
LEM080BB 05†									I	290.00	11.417	0.110	0.63	515.00	20.276	AP	AS
LEM110BB 01†	5.50	.217	1.10	.043	72.80	16.37	10.77	2.42	I	17.40	0.685	17.500	99.93	20.94	0.824	K	K
LEM110BB 02†									I	24.00	0.945	11.000	62.81	29.66	1.168	K	K
LEM110BB 03†									I	33.90	1.335	7.000	39.97	42.74	1.683	K	K
LEM055BC 01†	6.00	.236	.55	.021	9.50	2.14	1.09	.25	I	13.90	0.547	0.580	3.31	28.00	1.102	K	K
LEM055BC 02†									I	17.20	0.677	0.360	2.06	39.70	1.563	K	K
LEM055BC 03†									I	22.10	0.870	0.230	1.31	57.20	2.252	J	J
LEM055BC 04†									I	30.40	1.197	0.150	0.86	86.60	3.409	K	K
LEM055BC 05†									I	41.40	1.630	0.110	0.63	125.70	4.949	K	K
LEM120BC 01†	6.00	.236	1.20	.047	85.30	19.18	12.63	2.84	I	19.00	0.748	19.100	109.06	22.80	0.898	K	K
LEM120BC 02†									I	26.20	1.031	12.000	68.52	32.28	1.271	K	K
LEM120BC 03†									I	37.00	1.457	7.630	43.57	46.50	1.831	L	L
LEM055C 01	6.30	.248	.55	.021	8.80	1.98	0.85	0.19	R	15.50	0.610	0.602	3.44	28.70	1.130	J	J
LEM055C 02									R	19.00	0.748	0.340	1.94	42.37	1.668	J	J
LEM055C 03									R	22.00	0.866	0.247	1.41	54.25	2.136	J	J
LEM055C 04									R	25.00	0.984	0.194	1.11	65.89	2.594	J	J
LEM055C 05									R	30.00	1.181	0.144	0.82	85.37	3.361	J	J
LEM055C 06									R	35.00	1.378	0.114	0.65	104.85	4.128	K	K
LEM055C 07									R	40.00	1.575	0.095	0.54	124.08	4.885	K	K
LEM055C 08									R	45.00	1.772	0.081	0.46	143.81	5.662	K	K
LEM055C 09									R	50.00	1.969	0.070	0.40	163.55	6.439	K	K
LEM055C 10									R	55.00	2.165	0.061	0.35	184.79	7.275	K	K
LEM055C 11									R	60.00	2.362	0.056	0.32	201.98	7.952	K	K
LEM055C 12									R	65.00	2.559	0.051	0.29	221.72	8.729	K	K

R = Loops at Random Position • I = Loops at Inline Position

### SPECIAL INSTRUCTIONS FOR EXTENSION SERIES

**STOCK NUMBERS:** Add "M" to end of Stock Number for Music Wire; "S" for Type 302 Stainless.

**PRICING:** See Inside Back Cover for up to 199 pricing. To price or order up to 1000 pcs., visit [leespring.com](http://leespring.com); 1000+ pcs. contact Lee Spring.

**CALCULATIONS:** Spring Rate, Maximum Load and Initial Tension are for Music Wire. For Type 302 Stainless, multiply figures shown by 5/6 (.833).

\*Note: Type 302 may be substituted with Type 304 at Lee Spring's discretion.

† Indicates DIN Extension Springs meeting the design parameters outlined in Standard DIN 2097.



# EXTENSION SPRINGS: STANDARD SERIES (METRIC)

Music Wire (Plated) or Stainless Steel (Passivated)

SEE ONNCT RUT I EA	NUMOLE LIDT EMEA		H IAE LIDT EMEA		T DsIT UT SNDL		IRIMDS MEROINR		SNGG GNOIMNR	BAEE SERXMW		OGAIRX ADME		T DsIT UT EsMERLEL SERXMW		GAICE XANUG	
	MM	IN.	MM	IN.	N	LB.	N	LB.		MM	IN.	N/MM	LB/IN.	MM	IN.	M	S
LEM075C 01	6.30	.248	.75	.029	19.60	4.41	2.45	.55	R	15.50	0.610	2.786	15.91	21.59	0.850	J	J
LEM075C 02									R	19.00	0.748	1.658	9.47	29.41	1.158	J	J
LEM075C 03									R	22.00	0.866	1.231	7.03	35.97	1.416	J	J
LEM075C 04									R	25.00	0.984	0.979	5.59	42.52	1.674	J	J
LEM075C 05									R	30.00	1.181	0.730	4.17	53.62	2.111	J	J
LEM075C 06									R	35.00	1.378	0.581	3.32	64.47	2.538	J	J
LEM075C 07									R	40.00	1.575	0.483	2.76	75.57	2.975	K	K
LEM075C 08									R	45.00	1.772	0.415	2.37	86.41	3.402	K	K
LEM075C 09									R	50.00	1.969	0.363	2.07	97.26	3.829	K	K
LEM075C 10									R	55.00	2.165	0.322	1.84	108.33	4.265	K	K
LEM075C 11									R	60.00	2.362	0.289	1.65	119.43	4.702	K	K
LEM075C 12									R	65.00	2.559	0.263	1.50	130.28	5.129	K	K
LEM075C 13									R	70.00	2.756	0.240	1.37	141.58	5.574	K	K
LEM080C 01	6.30	.248	.80	.031	24.50	5.51	3.25	.73	R	15.50	0.610	3.842	21.94	21.08	0.830	J	J
LEM080C 02									R	19.00	0.748	2.313	13.21	28.14	1.108	J	J
LEM080C 03									R	22.00	0.866	1.725	9.85	34.44	1.356	J	J
LEM080C 04									R	25.00	0.984	1.377	7.86	40.49	1.594	J	J
LEM080C 05									R	30.00	1.181	1.028	5.87	50.57	1.991	J	J
LEM080C 06									R	35.00	1.378	0.821	4.69	60.91	2.398	J	J
LEM080C 07									R	40.00	1.575	0.683	3.90	71.25	2.805	J	J
LEM080C 08									R	45.00	1.772	0.585	3.34	81.33	3.202	J	J
LEM080C 09									R	50.00	1.969	0.511	2.92	91.67	3.609	J	J
LEM080C 10									R	55.00	2.165	0.455	2.60	101.73	4.005	K	K
LEM080C 11									R	60.00	2.362	0.408	2.33	112.06	4.412	K	K
LEM080C 12									R	65.00	2.559	0.371	2.12	122.15	4.809	K	K
LEM080C 13									R	70.00	2.756	0.340	1.94	132.49	5.216	K	K
LEM080C 14									R	75.00	2.953	0.313	1.79	142.82	5.623	K	K
LEM090C 01†	6.30	.248	.90	.035	37.10	8.34	5.58	1.25	I	17.10	0.673	4.230	24.15	24.53	0.966	K	K
LEM090C 02†									I	22.50	0.886	2.650	15.13	34.40	1.354	J	J
LEM090C 03†									I	30.60	1.205	1.700	9.71	49.20	1.937	J	J
LEM090C 04†									I	44.10	1.736	1.060	6.05	73.80	2.906	K	K
LEM063CA 01†	7.00	.276	.63	.025	12.20	2.74	1.67	.38	I	16.10	0.634	0.620	3.54	32.70	1.287	K	K
LEM063CA 02†									I	19.90	0.783	0.390	2.23	46.50	1.831	J	J
LEM063CA 03†									I	25.60	1.008	0.250	1.43	67.20	2.646	J	J
LEM063CA 04†									I	35.00	1.378	0.160	0.91	101.50	3.996	J	J
LEM063CA 05†									I	47.60	1.874	0.110	0.63	147.30	5.799	K	K
LEM100CA 01†	7.00	.276	1.00	.039	45.30	10.18	5.70	1.28	I	19.00	0.748	4.710	26.89	27.17	1.070	J	J
LEM100CA 02†									I	25.00	0.984	2.940	16.79	38.10	1.500	J	J
LEM100CA 03†									I	34.00	1.339	1.830	10.45	54.40	2.142	J	J
LEM100CA 04†									I	49.00	1.929	1.180	6.74	81.70	3.217	K	K

R = Loops at Random Position • I = Loops at Inline Position

### SPECIAL INSTRUCTIONS FOR EXTENSION SERIES

**STOCK NUMBERS:** Add "M" to end of Stock Number for Music Wire; "S" for Type 302 Stainless.

**PRICING:** See Inside Back Cover for up to 199 pricing. To price or order up to 1000 pcs., visit [leespring.com](http://leespring.com); 1000+ pcs. contact Lee Spring.

**CALCULATIONS:** Spring Rate, Maximum Load and Initial Tension are for Music Wire. For Type 302 Stainless, multiply figures shown by 5/6 (.833).

\*Note: Type 302 may be substituted with Type 304 at Lee Spring's discretion.

† Indicates DIN Extension Springs meeting the design parameters outlined in Standard DIN 2097.

EXTENSION SPRINGS



# EXTENSION SPRINGS: STANDARD SERIES (METRIC)

Music Wire (Plated) or Stainless Steel (Passivated)

SEE OMNCt RUT I EA	NUMDILE LIDT EMEA		HIAE LIDT EMEA		T DsIT UT SNDL		IRIMDS MEROINR		SNNG GNOIMNR	BAEE SERXMW		OGAIRX ADME		T DsIT UT EsMERLEL SERXMW		GAICE XANUG	
	MM	IN.	MM	IN.	N	LB.	N	LB.		MM	IN.	N/MM	LB/IN.	MM	IN.	M	S
LEM140CA 01†	7.00	.276	1.40	.055	114.00	25.63	16.88	3.79	I	22.10	0.870	22.300	127.34	26.46	1.042	K	K
LEM140CA 02†									I	30.50	1.201	13.900	79.37	37.48	1.476	K	K
LEM140CA 03†									I	43.10	1.697	8.910	50.88	54.00	2.126	L	L
LEM070CB 01†	7.50	.295	.70	.027	15.40	3.46	2.18	.49	I	17.50	0.689	0.780	4.45	34.40	1.354	K	K
LEM070CB 02†									I	21.70	0.854	0.490	2.80	48.70	1.917	J	J
LEM070CB 03†									I	28.00	1.102	0.310	1.77	70.20	2.764	J	J
LEM070CB 04†									I	38.50	1.516	0.200	1.14	106.00	4.173	J	J
LEM070CB 05†									I	52.50	2.067	0.130	0.74	153.50	6.043	K	K
LEM110CB 01†	7.50	.295	1.10	.043	55.50	12.48	8.25	1.85	I	20.60	0.811	5.690	32.49	28.90	1.138	K	K
LEM110CB 02†									I	27.20	1.071	3.550	20.27	40.50	1.594	K	K
LEM110CB 03†									I	37.10	1.461	2.280	13.02	57.90	2.280	K	K
LEM110CB 04†									I	53.60	2.110	1.420	8.11	86.80	3.417	L	L
LEM075CD 01	8.00	.315	.75	.029	16.70	3.75	1.65	.37	R	25.00	0.984	0.573	3.27	51.16	2.014	G	G
LEM075CD 02									R	30.00	1.181	0.396	2.26	68.10	2.681	G	G
LEM075CD 03									R	35.00	1.378	0.303	1.73	84.53	3.328	G	G
LEM075CD 04									R	40.00	1.575	0.245	1.40	101.22	3.985	G	G
LEM075CD 05									R	45.00	1.772	0.207	1.18	117.65	4.632	J	J
LEM075CD 06									R	50.00	1.969	0.177	1.01	135.10	5.319	K	K
LEM075CD 07									R	55.00	2.165	0.156	0.89	151.51	5.965	K	K
LEM075CD 08									R	60.00	2.362	0.138	0.79	168.71	6.642	K	K
LEM075CD 09									R	65.00	2.559	0.126	0.72	184.12	7.249	K	K
LEM160CD 01†	8.00	.315	1.60	.063	146.00	32.82	21.81	4.90	I	25.30	0.996	25.400	145.04	30.18	1.188	K	K
LEM160CD 02†									I	34.90	1.374	15.900	90.79	42.71	1.681	K	K
LEM160CD 03†									I	49.30	1.941	10.200	58.24	61.50	2.421	L	M
LEM120CE 01†	8.50	.335	1.20	.047	62.80	14.12	9.22	2.07	I	23.00	0.906	5.430	31.01	32.85	1.293	J	J
LEM120CE 02†									I	30.20	1.189	3.390	19.36	46.00	1.811	J	J
LEM120CE 03†									I	41.00	1.614	2.170	12.39	65.60	2.583	J	J
LEM120CE 04†									I	59.00	2.323	1.350	7.71	98.60	3.882	L	M
LEM120CE 05†									I	290.00	11.417	0.240	1.37	515.00	20.276	AO	AP
LEM080CF 01†	9.00	.354	.80	.031	19.00	4.27	2.73	.61	I	20.60	0.811	0.760	4.34	42.00	1.654	J	J
LEM080CF 02†									I	25.40	1.000	0.470	2.68	59.70	2.350	G	G
LEM080CF 03†									I	32.60	1.283	0.300	1.71	86.10	3.390	G	G
LEM080CF 04†									I	44.60	1.756	0.190	1.08	130.20	5.126	G	G
LEM080CF 05†									I	60.60	2.386	0.130	0.74	188.60	7.425	G	G
LEM180CF 01†	9.00	.354	1.80	.071	180.00	40.47	26.47	5.95	I	28.40	1.118	28.600	163.31	33.77	1.330	L	M
LEM180CF 02†									I	39.20	1.543	17.800	101.64	47.79	1.881	L	M
LEM180CF 03†									I	55.40	2.181	11.500	65.67	68.80	2.709	M	N

R = Loops at Random Position • I = Loops at Inline Position

### SPECIAL INSTRUCTIONS FOR EXTENSION SERIES

**STOCK NUMBERS:** Add "M" to end of Stock Number for Music Wire; "S" for Type 302 Stainless.

**PRICING:** See Inside Back Cover for up to 199 pricing. To price or order up to 1000 pcs., visit leespring.com; 1000+ pcs. contact Lee Spring.

**CALCULATIONS:** Spring Rate, Maximum Load and Initial Tension are for Music Wire. For Type 302 Stainless, multiply figures shown by 5/6 (.833).

\*Note: Type 302 may be substituted with Type 304 at Lee Spring's discretion.

† Indicates DIN Extension Springs meeting the design parameters outlined in Standard DIN 2097.

# EXTENSION SPRINGS: STANDARD SERIES (METRIC)

*Music Wire (Plated) or Stainless Steel (Passivated)*

SEE CONNCT RUT I EA	NUMDILE LIDT EMEA		H IAE LIDT EMEA		T DsIT UT SNDL		IRIMDS MEROINR		SNGG GNOIMNR	BAEE SERXMW		OGAIRX ADME		T DsIT UT EsMERLEL SERXMW		GAICE XANUG	
	MM	IN.	MM	IN.	N	LB.	N	LB.		MM	IN.	N/MM	LB/IN.	MM	IN.	M	S
LEM095D 01	9.50	.374	.95	.037	26.00	5.84	3.15	.71	R	19.00	0.748	4.492	25.65	24.08	0.948	G	G
LEM095D 02									R	22.00	0.866	2.187	12.49	32.41	1.276	G	G
LEM095D 03									R	25.00	0.984	1.447	8.26	40.74	1.604	G	G
LEM095D 04									R	30.00	1.181	0.925	5.28	54.64	2.151	G	G
LEM095D 05									R	35.00	1.378	0.680	3.88	68.53	2.698	G	G
LEM095D 06									R	40.00	1.575	0.536	3.06	82.68	3.255	J	J
LEM095D 07									R	45.00	1.772	0.443	2.53	96.57	3.802	J	J
LEM095D 08									R	50.00	1.969	0.378	2.16	110.46	4.349	K	K
LEM095D 09									R	55.00	2.165	0.329	1.88	124.33	4.895	K	L
LEM095D 10									R	60.00	2.362	0.292	1.67	137.97	5.432	K	L
LEM095D 11									R	65.00	2.559	0.263	1.50	151.87	5.979	K	L
LEM095D 12									R	70.00	2.756	0.238	1.36	165.76	6.526	K	L
LEM120D 01	9.50	.374	1.20	.047	54.00	12.14	6.85	1.54	R	25.00	0.984	4.686	26.76	35.15	1.384	G	G
LEM120D 02									R	30.00	1.181	3.082	17.60	45.24	1.781	G	G
LEM120D 03									R	35.00	1.378	2.296	13.11	55.58	2.188	G	G
LEM120D 04									R	40.00	1.575	1.828	10.44	65.91	2.595	G	G
LEM120D 05									R	45.00	1.772	1.520	8.68	76.00	2.992	J	J
LEM120D 06									R	50.00	1.969	1.301	7.43	86.33	3.399	J	K
LEM120D 07									R	55.00	2.165	1.137	6.49	96.39	3.795	K	L
LEM120D 08									R	60.00	2.362	1.009	5.76	106.73	4.202	L	M
LEM120D 09									R	70.00	2.756	0.825	4.71	127.15	5.006	L	M
LEM120D 10									R	80.00	3.150	0.697	3.98	147.57	5.810	L	M
LEM120D 11									R	90.00	3.543	0.602	3.44	168.22	6.623	M	N
LEM120D 12									R	100.00	3.937	0.532	3.04	188.65	7.427	M	N
LEM120D 13									R	115.00	4.528	0.452	2.58	219.41	8.638	N	P
LEM150D 01	9.50	.374	1.50	.059	98.00	22.05	14.70	3.30	R	25.00	0.984	14.604	83.39	30.58	1.204	L	M
LEM150D 02									R	30.00	1.181	9.893	56.49	38.58	1.511	L	M
LEM150D 03									R	35.00	1.378	7.480	42.71	46.18	1.818	L	M
LEM150D 04									R	40.00	1.575	6.014	34.34	53.98	2.125	L	M
LEM150D 05									R	45.00	1.772	5.028	28.71	61.52	2.422	L	M
LEM150D 06									R	50.00	1.969	4.320	24.67	69.32	2.729	L	M
LEM150D 07									R	55.00	2.165	3.786	21.62	77.09	3.035	M	N
LEM150D 08									R	60.00	2.362	3.370	19.24	84.63	3.332	P	R
LEM150D 09									R	70.00	2.756	2.764	15.78	100.23	3.946	P	R
LEM150D 10									R	80.00	3.150	2.341	13.37	115.57	4.550	R	S
LEM090DB 01†	10.00	.394	.90	.035	24.00	5.40	3.46	.78	I	23.00	0.906	0.880	5.02	46.10	1.815	K	L
LEM090DB 02†									I	28.40	1.118	0.550	3.14	65.30	2.571	K	L
LEM090DB 03†									I	36.50	1.437	0.350	2.00	94.10	3.705	L	M
LEM090DB 04†									I	50.00	1.969	0.230	1.31	142.20	5.598	P	R
LEM090DB 05†									I	68.00	2.677	0.150	0.86	206.00	8.110	R	S

R = Loops at Random Position • I = Loops at Inline Position

### SPECIAL INSTRUCTIONS FOR EXTENSION SERIES

**STOCK NUMBERS:** Add "M" to end of Stock Number for Music Wire; "S" for Type 302 Stainless.

**PRICING:** See Inside Back Cover for up to 199 pricing. To price or order up to 1000 pcs., visit [leespring.com](http://leespring.com); 1000+ pcs. contact Lee Spring.

**CALCULATIONS:** Spring Rate, Maximum Load and Initial Tension are for Music Wire. For Type 302 Stainless, multiply figures shown by 5/6 (.833).

\*Note: Type 302 may be substituted with Type 304 at Lee Spring's discretion.

† Indicates DIN Extension Springs meeting the design parameters outlined in Standard DIN 2097.

EXTENSION SPRINGS



# EXTENSION SPRINGS: STANDARD SERIES (METRIC)

Music Wire (Plated) or Stainless Steel (Passivated)

SEE OMNCt RUT I EA	NUMOLE LIDT EMEA		H IAE LIDT EMEA		T DsIT UT SNDL		IRIMDS MEROINR		SNNG GNOIMNR	BAEE SERXMW		OGAIRX ADME		T DsIT UT EsMERLEL SERXMW		GAICE XANUG	
	MM	IN.	MM	IN.	N	LB.	N	LB.		MM	IN.	N/MM	LB/IN.	MM	IN.	M	S
LEM140DB 01†									I	26.90	1.059	6.140	35.06	38.50	1.516	L	M
LEM140DB 02†									I	35.30	1.390	3.830	21.87	53.80	2.118	L	M
LEM140DB 03†	10.00	.394	1.40	.055	83.60	18.79	12.66	2.85	I	47.90	1.886	2.460	14.05	76.80	3.024	M	N
LEM140DB 04†									I	68.90	2.713	1.540	8.79	115.10	4.531	R	S
LEM140DB 05†									I	290.00	11.417	0.320	1.83	510.00	20.079	AO	AP
LEM200DB 01†									I	31.60	1.244	31.800	181.58	37.46	1.475	M	N
LEM200DB 02†	10.00	.394	2.00	.079	220.00	49.46	32.94	7.41	I	43.60	1.717	19.900	113.63	52.98	2.086	M	N
LEM200DB 03†									I	61.60	2.425	12.800	73.09	76.30	3.004	N	S
LEM100DE 01†									I	25.40	1.000	1.020	5.82	50.20	1.976	K	L
LEM100DE 02†									I	31.40	1.236	0.640	3.65	71.00	2.795	K	L
LEM100DE 03†	11.00	.433	1.00	.039	29.60	6.65	4.18	.94	I	40.40	1.591	0.410	2.34	102.30	4.028	N	P
LEM100DE 04†									I	55.40	2.181	0.260	1.48	154.40	6.079	P	R
LEM100DE 05†									I	75.40	2.969	0.170	0.97	224.40	8.835	S	T
LEM160DE 01†									I	30.10	1.185	8.040	45.91	41.80	1.646	L	M
LEM160DE 02†	11.00	.433	1.60	.063	111.00	24.95	16.91	3.80	I	39.70	1.563	5.020	28.66	58.40	2.299	L	M
LEM160DE 03†									I	54.10	2.130	3.220	18.39	83.40	3.283	R	S
LEM160DE 04†									I	78.10	3.075	2.010	11.48	124.90	4.917	T	U
LEM110DF 01†									I	27.80	1.094	1.150	6.57	54.20	2.134	K	L
LEM110DF 02†									I	34.40	1.354	0.720	4.11	76.70	3.020	K	L
LEM110DF 03†	12.00	.472	1.10	.043	35.80	8.05	5.26	1.18	I	44.30	1.744	0.460	2.63	110.40	4.346	L	M
LEM110DF 04†									I	60.80	2.394	0.280	1.60	166.80	6.567	N	P
LEM110DF 05†									I	82.80	3.260	0.200	1.14	241.80	9.520	P	R
LEM180DF 01†									I	33.20	1.307	10.100	57.67	45.10	1.776	N	P
LEM180DF 02†									I	44.00	1.732	6.280	35.86	63.00	2.480	N	P
LEM180DF 03†	12.00	.472	1.80	.071	141.00	31.70	21.43	4.82	I	60.20	2.370	4.020	22.95	89.90	3.539	N	P
LEM180DF 04†									I	87.20	3.433	2.520	14.39	134.80	5.307	T	Y
LEM180DF 05†									I	290.00	11.417	0.680	3.88	465.00	18.307	AR	AS
LEM120E 01									R	30.00	1.181	2.074	11.84	47.02	1.851	K	L
LEM120E 02									R	40.00	1.575	0.958	5.47	76.84	3.025	K	L
LEM120E 03									R	50.00	1.969	0.623	3.56	106.65	4.199	L	M
LEM120E 04									R	55.00	2.165	0.531	3.03	121.54	4.785	L	M
LEM120E 05	12.50	.492	1.20	.047	39.20	8.82	3.90	.88	R	60.00	2.362	0.462	2.64	136.45	5.372	N	P
LEM120E 06									R	65.00	2.559	0.410	2.34	151.10	5.949	N	P
LEM120E 07									R	70.00	2.756	0.366	2.09	166.52	6.556	N	P
LEM120E 08									R	80.00	3.150	0.305	1.74	195.83	7.710	N	P
LEM120E 09									R	90.00	3.543	0.259	1.48	226.14	8.903	P	R
LEM120E 10									R	100.00	3.937	0.228	1.30	255.19	10.047	P	R

R = Loops at Random Position • I = Loops at Inline Position

### SPECIAL INSTRUCTIONS FOR EXTENSION SERIES

**STOCK NUMBERS:** Add "M" to end of Stock Number for Music Wire; "S" for Type 302 Stainless.

**PRICING:** See Inside Back Cover for up to 199 pricing. To price or order up to 1000 pcs., visit [leespring.com](http://leespring.com); 1000+ pcs. contact Lee Spring.

**CALCULATIONS:** Spring Rate, Maximum Load and Initial Tension are for Music Wire. For Type 302 Stainless, multiply figures shown by 5/6 (.833).

\*Note: Type 302 may be substituted with Type 304 at Lee Spring's discretion.

† Indicates DIN Extension Springs meeting the design parameters outlined in Standard DIN 2097.

# EXTENSION SPRINGS: STANDARD SERIES (METRIC)

*Music Wire (Plated) or Stainless Steel (Passivated)*

SEE CONNCT RUT I EA	NUMDLE LIDT EMEA		H IAE LIDT EMEA		T DsIT UT SNDL		IRIMDS MEROINR		SNGG GNOIMNR	BAEE SERXMW		OGAIRX ADME		T DsIT UT EsMERLEL SERXMW		GAICE XANUG	
	MM	IN.	MM	IN.	N	LB.	N	LB.		MM	IN.	N/MM	LB/IN.	MM	IN.	M	S
LEM160E 01									R	30.00	1.181	8.543	48.78	38.89	1.531	L	M
LEM160E 02									R	35.00	1.378	5.657	32.30	48.46	1.908	L	M
LEM160E 03									R	40.00	1.575	4.228	24.14	58.04	2.285	L	M
LEM160E 04									R	45.00	1.772	3.377	19.28	67.61	2.662	L	M
LEM160E 05									R	50.00	1.969	2.809	16.04	77.19	3.039	L	M
LEM160E 06									R	55.00	2.165	2.406	13.74	86.74	3.415	L	R
LEM160E 07	12.50	.492	1.60	.063	88.25	19.84	11.80	2.65	R	60.00	2.362	2.103	12.01	96.32	3.792	L	R
LEM160E 08									R	65.00	2.559	1.869	10.67	105.89	4.169	M	R
LEM160E 09									R	70.00	2.756	1.681	9.60	115.47	4.546	P	S
LEM160E 10									R	80.00	3.150	1.399	7.99	134.62	5.300	R	T
LEM160E 11									R	90.00	3.543	1.200	6.85	153.75	6.053	R	W
LEM160E 12									R	100.00	3.937	1.049	5.99	172.90	6.807	S	X
LEM160E 13									R	115.00	4.528	0.883	5.04	201.63	7.938	T	Z
LEM120EB 01†									I	30.20	1.189	1.280	7.31	58.10	2.287	L	M
LEM120EB 02†									I	37.40	1.472	0.800	4.57	82.10	3.232	L	M
LEM120EB 03†	13.00	.512	1.20	.047	42.20	9.49	6.56	1.47	I	48.20	1.898	0.510	2.91	118.00	4.646	L	M
LEM120EB 04†									I	66.20	2.606	0.320	1.83	178.20	7.016	M	P
LEM120EB 05†									I	90.20	3.551	0.210	1.20	258.20	10.165	P	R
LEM200EC 01†									I	38.00	1.496	9.420	53.79	52.70	2.075	N	T
LEM200EC 02†	14.00	.551	2.00	.079	164.00	36.87	25.25	5.68	I	50.00	1.969	5.880	33.58	73.60	2.898	N	T
LEM200EC 03†									I	68.00	2.677	3.770	21.53	104.90	4.130	P	X
LEM200EC 04†									I	98.00	3.858	2.350	13.42	157.00	6.181	T	AC
LEM140ED 01†									I	34.90	1.374	1.550	8.85	66.10	2.602	M	N
LEM140ED 02†									I	43.30	1.705	0.970	5.54	93.30	3.673	M	N
LEM140ED 03†	15.00	.591	1.40	.055	57.10	12.84	8.50	1.91	I	55.90	2.201	0.620	3.54	134.00	5.276	M	N
LEM140ED 04†									I	76.90	3.028	0.390	2.23	201.90	7.949	R	U
LEM140ED 05†									I	105.00	4.134	0.260	1.48	292.00	11.496	T	Z
LEM160FC 01†									I	39.70	1.563	1.820	10.39	74.00	2.913	N	R
LEM160FC 02†									I	49.30	1.941	1.140	6.51	104.10	4.098	N	R
LEM160FC 03†	17.00	.669	1.60	.063	74.00	16.64	11.62	2.61	I	63.70	2.508	0.730	4.17	149.30	5.878	P	T
LEM160FC 04†									I	87.70	3.453	0.460	2.63	224.70	8.846	S	Z
LEM160FC 05†									I	120.00	4.724	0.300	1.71	325.00	12.795	W	AE

R = Loops at Random Position • I = Loops at Inline Position

### SPECIAL INSTRUCTIONS FOR EXTENSION SERIES

**STOCK NUMBERS:** Add "M" to end of Stock Number for Music Wire; "S" for Type 302 Stainless.

**PRICING:** See Inside Back Cover for up to 199 pricing. To price or order up to 1000 pcs., visit [leespring.com](http://leespring.com); 1000+ pcs. contact Lee Spring.

**CALCULATIONS:** Spring Rate, Maximum Load and Initial Tension are for Music Wire. For Type 302 Stainless, multiply figures shown by 5/6 (.833).

\*Note: Type 302 may be substituted with Type 304 at Lee Spring's discretion.

† Indicates DIN Extension Springs meeting the design parameters outlined in Standard DIN 2097.

EXTENSION SPRINGS



# EXTENSION SPRINGS: STANDARD SERIES (METRIC)

Music Wire (Plated) or Stainless Steel (Passivated)

SEE OMNCt RUT I EA	NUMDILE L IDT EMEA		H IAE L IDT EMEA		T DsIT UT SNDL		IRIMDS MEROINR		SNNG GNOIMNR	BAEE SERXMW		OGAIRX ADME		T DsIT UT EsMERLEL SERXMW		GAICE XANUG	
	MM	IN.	MM	IN.	N	LB.	N	LB.		MM	IN.	N/MM	LB/IN.	MM	IN.	M	S
LEM160G 01	19.00	.748	1.60	.063	56.90	12.79	5.40	1.21	R	50.00	1.969	1.224	6.99	92.18	3.629	N	S
LEM160G 02									R	55.00	2.165	0.944	5.39	109.60	4.315	P	U
LEM160G 03									R	60.00	2.362	0.767	4.38	127.05	5.002	P	W
LEM160G 04									R	65.00	2.559	0.648	3.70	144.50	5.689	P	W
LEM160G 05									R	70.00	2.756	0.559	3.19	162.20	6.386	R	X
LEM160G 06									R	80.00	3.150	0.440	2.51	197.10	7.760	R	Z
LEM160G 07									R	90.00	3.543	0.363	2.07	231.98	9.133	T	AC
LEM160G 08									R	100.00	3.937	0.308	1.76	267.13	10.517	U	AD
LEM160G 09									R	115.00	4.528	0.252	1.44	319.23	12.568	W	AJ
LEM160G 10									R	130.00	5.118	0.212	1.21	373.08	14.688	Y	AU
LEM160G 11									R	145.00	5.709	0.184	1.05	425.17	16.739	Y	AU
LEM180GH 01†	20.00	.787	1.80	.071	87.00	19.56	13.05	2.93	I	46.00	1.811	1.780	10.16	87.90	3.461	P	T
LEM180GH 02†									I	56.80	2.236	1.110	6.34	123.80	4.874	P	W
LEM180GH 03†									I	73.00	2.874	0.710	4.05	178.00	7.008	S	AA
LEM180GH 04†									I	100.00	3.937	0.440	2.51	267.00	10.512	W	AJ
LEM180GH 05†									I	136.00	5.354	0.290	1.66	387.00	15.236	Z	AM
LEM200HB 01†	22.00	.866	2.00	.079	107.00	24.05	16.11	3.62	I	50.80	2.000	2.030	11.59	95.50	3.760	Y	AK
LEM200HB 02†									I	62.80	2.472	1.270	7.25	134.30	5.287	Y	AK
LEM200HB 03†									I	80.80	3.181	0.810	4.63	192.80	7.591	Z	AL
LEM200HB 04†									I	111.00	4.370	0.510	2.91	290.00	11.417	AA	AM
LEM200HB 05†									I	151.00	5.945	0.340	1.94	419.00	16.496	AC	AP

R = Loops at Random Position • I = Loops at Inline Position

### SPECIAL INSTRUCTIONS FOR EXTENSION SERIES

**STOCK NUMBERS:** Add "M" to end of Stock Number for Music Wire; "S" for Type 302 Stainless.

**PRICING:** See Inside Back Cover for up to 199 pricing. To price or order up to 1000 pcs., visit leespring.com; 1000+ pcs. contact Lee Spring.

**CALCULATIONS:** Spring Rate, Maximum Load and Initial Tension are for Music Wire. For Type 302 Stainless, multiply figures shown by 5/6 (.833).

\*Note: Type 302 may be substituted with Type 304 at Lee Spring's discretion.

† Indicates DIN Extension Springs meeting the design parameters outlined in Standard DIN 2097.





# CUSTOM SPRINGS TO YOUR SPECIFICATIONS

- **Engineering Support From Design Through Production**
- **Extensive Material and Finish Options**
- **Global Manufacturing and Distribution**
- **CAD Assisted Product Design**
- **Governmental & Industrial Regulatory Expertise**
- **Prototypes Through Large Production Runs**



Lee Spring offers design and manufacturing of custom springs to meet your detailed specifications or physical requirements. Work with a Lee Spring Engineer to help resolve design issues, selection of materials and finishes and ensuring the spring design is optimized for your application.

From prototypes through large scale production runs, Lee Spring provides the engineering and manufacturing support you deserve.



# Torsion Spring Series

## Selection to Match Your Needs

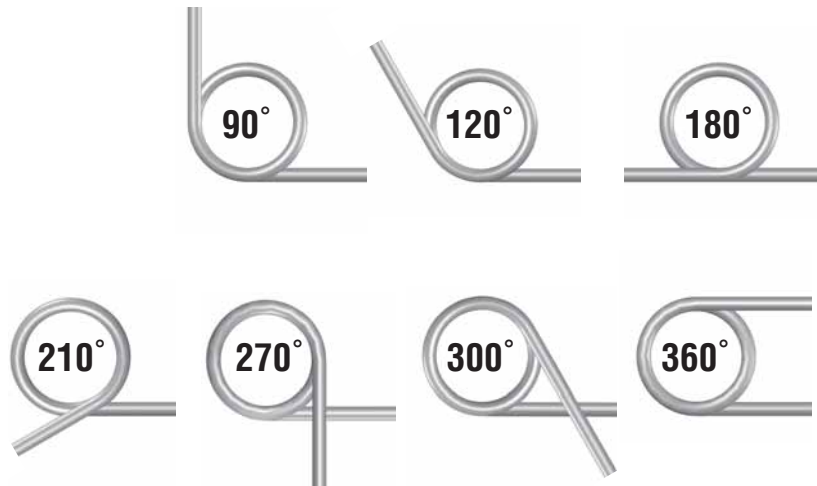


Lee Spring's Torsion Springs have been carefully designed to represent the most commonly used specifications in both inch and metric sizes.

The Torsion Spring selection is divided into seven categories by Free Position of Legs (90°, 120°, 180°, 210°, 270°, 300°, 360°) and both left-hand and right-hand wound springs are shown.

### Direction of Wind:

Good design dictates that torsion springs should be used in the direction that winds the coil. When ordering, select either LTL (left-hand wound) or LTR (right-hand wound) for required application.



### Mandrel Size:

Generally, torsion springs are used over a mandrel (shaft or arbor). The column "Suggested Mandrel Size", allows approximately a 10% clearance for the various deflections shown in examples below. If you require greater deflection, a reduction in mandrel size is suggested.



Lee Spring's accuracy measurement assures torsion springs fit your application. Consistent quality.

TORSION SPRINGS

## General Notes

1. Lengths of legs are shown as "A" in sketches below.
2. It is to be noted that "R" (radius in inches) where force is applied is always 1/2 of "A" (Length of Leg). Dotted lines of legs show loaded position where values of "T" (Torque) will be achieved at "R" (Radius).
3. To translate torque values to direct load:

### Use Formula $P=T/R$

P = Load applied at Radius (R), T = Torque

#### Example: Part **LTL 012 A 01**

What is the load where R = .187?

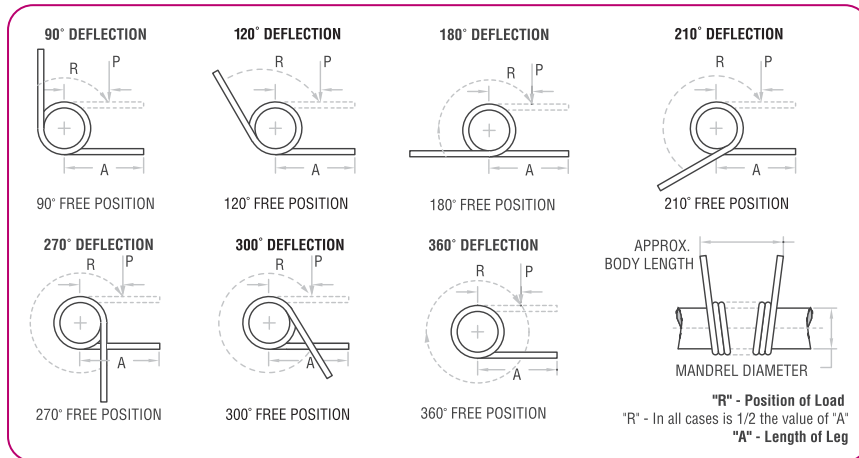
Using  $P = T/R = .050/.187 = .267\text{lbs.}$

4. To calculate torque values other than those listed, a direct proportion may be used.

#### Example: Part **LTL 012 A 01**

Torque shown in catalog listing is .050 inch-lbs. for 90° deflection (for Music Wire); therefore, torque at 45° deflection would be .025 inch-lbs.

5. Inspection of Load – Loads should always be checked at the Radius ("R" value).



## Tolerances on Outside Diameter

### Specifications

#### Material:

- Music Wire
- 302 Stainless Steel
- 316 Stainless Steel

#### Plating:

Zinc Plated .0002"  
(ASTM B-633)

Torsion springs of wire size 0.025" and less may be furnished using pre-coated wire at Lee Spring's discretion without supplemental zinc plating.

#### Passivation:

(ASTM A-967)  
(Mil. Spec. No. QQ-P-35)  
(Type 316 Stainless also ultrasonically cleaned)

**Tolerances on Torque:** ± 10%

Inches				Millimeters			
.093"	–	.125"	± .004"	2.36	–	3.17	± .10mm
.126"	–	.200"	± .005"	3.18	–	5.08	± .13mm
.201"	–	.300"	± .007"	5.09	–	7.62	± .18mm
.301"	–	.410"	± .010"	7.63	–	10.41	± .26mm
.411"	–	.500"	± .013"	10.42	–	12.70	± .33mm
.501"	–	.700"	± .015"	12.71	–	17.78	± .38mm
.701"	–	.875"	± .020"	17.79	–	22.23	± .51mm
.876"	–	1.125"	± .025"	22.24	–	28.58	± .64mm
1.126"	–	1.218"	± .030"	28.59	–	30.94	± .76mm
1.219"	–	1.250"	± .035"	30.95	–	31.75	± .89mm
1.251"	–	1.360"	± .040"	31.76	–	34.54	± 1.02mm
1.361"	–	1.520"	± .045"	34.55	–	38.60	± 1.14mm
1.521"	–	1.750"	± .050"	38.61	–	44.45	± 1.27mm
1.751"	–	2.000"	± .055"	44.46	–	50.80	± 1.40mm
Over 2.000"			± .060"	Over		50.80	± 1.52mm

## Tolerances on Free Position

From 3 to 10 total coils (Incl.) ± 10° • From 11 to 20 total coils (Incl.) ± 15°

# Torsion Spring Series

## Guide to using tables

**Lee Stock Number:**  
Lee Spring Part Number, add suffix M for Music Wire, S for Stainless Steel or S316 for Type 316 Stainless Steel.

**Wire Diameter:**  
Wire diameter of spring wire.

**Radius:**  
Suggested contact point for load and torque inspection, typically at 1/2 of A (length of leg).

**Length Of Leg:**  
The leg length measured from the body's centerline to end of leg.

**Price Group:**  
Reference for price list. **See fold-out section at rear of book.**

LEE STOCK NUMBER	OUTSIDE DIAMETER		WIRE DIAMETER		TORQUE @ 90° DEFLECTION (T) <small>(See Footnote)</small>		RADIUS (R)		SUGGESTED MANDREL SIZE		LENGTH OF LEG (A)		BODY LENGTH APPROX. (L)		NUMBER OF COILS	PRICE GROUP		
	IN.	MM	IN.	MM	IN.-LB.	KG-MM	IN.	MM	IN.	MM	IN.	MM	IN.	MM		Music Wire	302 Stainless*	316 Stainless
LTL028E 07 LTR028E 07	.373	9.47	.028	.71	.550	6.34	.500	12.70	1/4 (.250)	6.35	1.000	25.40	0.091	2.31	2.25	J	K	AB
LTL038G 01 LTR038G 01	.386	9.80	.038	.97	1.280	14.75	.625	15.88	17/64 (.266)	6.75	1.250	31.75	0.170	4.32	3.25	K	L	AD
LTL048J 01 LTR048J 01	.388	9.86	.048	1.22	2.750	31.68	.625	15.88			1.250	31.75	0.260	6.60	4.25	L	M	AG
LTL030F 07 LTR030F 07	.398	10.11	.030	.76	.680	7.83	.500	12.70			1.000	25.40	0.198	2.49	2.25	L	M	AC

**Outside Diameter:**  
Spring body outer diameter, parts listed in ascending order.

**Torque @ 'X' Deflection (T):**  
Design torque load to rotate the spring to its maximum suggested deflection, noted by 'X' degrees to avoid loading overstress.

**Suggested Mandrel Size:**  
Suggested rod size to guide the inside of the spring, allowing for manufacturing tolerances and working to maximum deflection. Larger mandrel sizes may work with reduced working deflection.

**Body Length Approx.:**  
Overall length of the spring coil body.

**Number Of Coils:**  
Total coils in the spring.

### How to Determine Price

1. Select the spring you want by LEE STOCK NUMBER.
2. Read across to the last column PRICE GROUP to obtain the price code: when applicable, select the price code that corresponds to the material type required.
3. Refer to the PRICE GROUP in the appropriate pricing chart by spring type located in the back of this catalog for pricing up to 199 pieces of an item.
4. Prices subject to change without notice.

**FREE SHIPPING AVAILABLE**  
See Price List in back of catalog for details.

# TORSION SPRINGS: 90° FREE POSITION (INCH)

Music Wire (Plated\*\*) or 302 Stainless Steel\* (Passivated) or 316 Stainless Steel (Passivated Ultrasonically Cleaned),

LTL - Left Hand Wound; LTR - Right Hand Wound

LEE STOCK NUMBER	OUTSIDE DIAMETER		WIRE DIAMETER		TORQUE @ 90° DEFLECTION (T) (See Footnote)		RADIUS (R)		SUGGESTED MANDREL SIZE		LENGTH OF LEG (A)		BODY LENGTH APPROX. (L)		NUMBER OF COILS	PRICE GROUP		
	IN.	MM	IN.	MM	IN.-LB.	KG-MM	IN.	MM	IN.	MM	IN.	MM	IN.	MM		Music Wire	302 Stainless*	316 Stainless
															M	S	S316	
LTL012A 01 LTR012A 01	.105	2.67	.012	.30	.050	.58	.188	4.76			0.375	9.53	0.054	1.37	3.25	G	J	Z
LTL015B 01 LTR015B 01	.111	2.82	.015	.38	.100	1.15	.250	6.35	1/16 (.063)	1.59	0.500	12.70	0.068	1.73	3.25	G	J	AA
LTL014A 01 LTR014A 01	.124	3.15	.014	.36	.075	.86	.250	6.35			0.500	12.70	0.065	1.65	3.25	G	J	AA
LTL012A 07 LTR012A 07	.146	3.71	.012	.30	.048	.55	.250	6.35			0.500	12.70	0.039	0.99	2.25	G	J	Z
LTL017C 01 LTR017C 01	.160	4.06	.017	.43	.125	1.44	.250	6.35	3/32 (.094)	2.38	0.500	12.70	0.077	1.96	3.25	G	J	AA
LTL015B 07 LTR015B 07	.171	4.34	.015	.38	.100	1.15	.250	6.35			0.500	12.70	0.049	1.24	2.25	G	J	AA
LTL014A 07 LTR014A 07	.172	4.37	.014	.36	.075	.86	.250	6.35			0.500	12.70	0.046	1.17	2.25	G	J	AA
LTL018C 01 LTR018C 01	.178	4.52	.018	.46	.150	1.73	.250	6.35	1/8 (.125)	3.18	0.500	12.70	0.080	2.03	3.25	G	J	AA
LTL020D 01 LTR020D 01	.191	4.85	.020	.51	.200	2.30	.375	9.53			0.750	19.05	0.090	2.29	3.25	G	J	AA
LTL021D 01 LTR021D 01	.200	5.08	.021	.53	.250	2.88	.375	9.53	9/64 (.141)	3.57	0.750	19.05	0.095	2.41	3.25	G	J	AA
LTL023D 01 LTR023D 01	.204	5.18	.023	.58	.330	3.80	.375	9.53			0.750	19.05	0.103	2.62	3.25	G	J	AA
LTL017C 07 LTR017C 07	.223	5.66	.017	.43	.125	1.44	.375	9.53			0.750	19.05	0.055	1.40	2.25	G	J	AA
LTL018C 07 LTR018C 07	.234	5.94	.018	.46	.150	1.73	.375	9.53	5/32 (.156)	3.97	0.750	19.05	0.058	1.47	2.25	G	J	AA
LTL025E 01 LTR025E 01	.236	5.99	.025	.64	.420	4.84	.375	9.53			0.750	19.05	0.110	2.79	3.25	G	J	AA
LTL021D 07 LTR021D 07	.261	6.63	.021	.53	.250	2.88	.500	12.70			1.000	25.40	0.068	1.73	2.25	G	J	AA
LTL020D 07 LTR020D 07	.267	6.78	.020	.51	.200	2.30	.500	12.70			1.000	25.40	0.065	1.65	2.25	G	J	AA
LTL028E 01 LTR028E 01	.267	6.78	.028	.71	.550	6.34	.500	12.70	3/16 (.188)	4.76	1.000	25.40	0.125	3.18	3.25	J	K	AB
LTL023D 07 LTR023D 07	.285	7.24	.023	.58	.330	3.80	.500	12.70			1.000	25.40	0.075	1.91	2.25	G	J	AA
LTL032F 01 LTR032F 01	.288	7.32	.032	.81	.875	10.08	.500	12.70			1.000	25.40	0.145	3.68	3.25	J	K	AC
LTL030F 01 LTR030F 01	.305	7.75	.030	.76	.680	7.83	.500	12.70			1.000	25.40	0.132	3.35	3.25	J	K	AC
LTL025E 07 LTR025E 07	.312	7.92	.025	.64	.420	4.84	.500	12.70	7/32 (.219)	5.56	1.000	25.40	0.081	2.06	2.25	J	K	AA
LTL035G 01 LTR035G 01	.316	8.03	.035	.89	1.070	12.33	.625	15.88			1.250	31.75	0.153	3.89	3.25	J	K	AC
LTL040H 01 LTR040H 01	.335	8.51	.040	1.02	1.500	17.28	.625	15.88			1.250	31.75	0.220	5.59	4.25	K	L	AD
LTL045H 01 LTR045H 01	.356	9.04	.045	1.14	2.150	24.77	.625	15.88	15/64 (.234)	5.95	1.250	31.75	0.245	6.22	4.25	L	M	AE

### SPECIAL INSTRUCTIONS FOR TORSION SERIES

**STOCK NUMBERS:** Add "M" to end of Stock Number for Music Wire; "S" for Type 302 Stainless; "S316" for Type 316 Stainless.

**PRICING:** See Inside Back Cover for up to 199 pricing. To price or order up to 1000 pcs., visit [leespring.com](http://leespring.com); 1000+ pcs. contact Lee Spring.

**CALCULATIONS:** Torque shown is for Music Wire. For Type 302 Stainless, multiply figures shown by (0.933). For Type 316 Stainless, the Torque and Deflection should be reduced approximately 65%–90% that of Type 302 Stainless version. Visit [leespring.com](http://leespring.com) for more information regarding any S316 Stainless product calculations.

\*Note: Type 302 may be substituted with Type 304 at Lee Spring's discretion. \*\*Wires 0.025" and less are Instrument Torsion, see note on Page 5 under Finish

TORSION SPRINGS



# TORSION SPRINGS: 90° FREE POSITION (INCH)

*Music Wire (Plated\*\*) or 302 Stainless Steel\* (Passivated) or 316 Stainless Steel (Passivated Ultrasonically Cleaned),*

*LTL - Left Hand Wound; LTR - Right Hand Wound*

LEE STOCK NUMBER	OUTSIDE DIAMETER		WIRE DIAMETER		TORQUE @ 90° DEFLECTION (T) (See Footnote)		RADIUS (R)		SUGGESTED MANDREL SIZE		LENGTH OF LEG (A)		BODY LENGTH APPROX. (L)		NUMBER OF COILS	PRICE GROUP		
	IN.	MM	IN.	MM	IN.-LB.	KG-MM	IN.	MM	IN.	MM	IN.	MM	IN.	MM		Music Wire	302 Stainless*	316 Stainless
																M	S	S316
LTL028E 07 LTR028E 07	.373	9.47	.028	.71	.550	6.34	.500	12.70	1/4 (.250)	6.35	1.000	25.40	0.091	2.31	2.25	J	K	AB
LTL038G 01 LTR038G 01	.386	9.80	.038	.97	1.280	14.75	.625	15.88	17/64 (.266)	6.75	1.250	31.75	0.170	4.32	3.25	K	L	AD
LTL048J 01 LTR048J 01	.388	9.86	.048	1.22	2.750	31.68	.625	15.88			1.250	31.75	0.260	6.60	4.25	L	M	AG
LTL030F 07 LTR030F 07	.398	10.11	.030	.76	.680	7.83	.500	12.70	9/32 (.281)	7.14	1.000	25.40	0.098	2.49	2.25	L	M	AC
LTL032F 07 LTR032F 07	.402	10.21	.032	.81	.875	10.08	.500	12.70			1.000	25.40	0.104	2.64	2.25	L	M	AC
LTL040H 07 LTR040H 07	.405	10.29	.040	1.02	1.500	17.28	.500	12.70			1.000	25.40	0.170	4.32	3.25	L	M	AD
LTL051J 01 LTR051J 01	.408	10.36	.051	1.30	3.100	35.72	1.000	25.40	17/64 (.266)	6.75	2.000	50.80	0.275	6.99	4.25	P	R	AL
LTL045H 07 LTR045H 07	.453	11.51	.045	1.14	2.150	24.77	.625	15.88	5/16 (.313)	7.94	1.250	31.75	0.191	4.85	3.25	P	R	AE
LTL048J 07 LTR048J 07	.460	11.68	.048	1.22	2.750	31.68	.625	15.88			1.250	31.75	0.204	5.18	3.25	P	R	AG
LTL035G 07 LTR035G 07	.468	11.89	.035	.89	1.070	12.33	.625	15.88	11/32 (.344)	8.73	1.250	31.75	0.114	2.90	2.25	P	R	AC
LTL054K 01 LTR054K 01	.484	12.29	.054	1.37	3.500	40.33	1.000	25.40			2.000	50.80	0.295	7.49	4.25	R	S	AM
LTL059K 01 LTR059K 01	.499	12.67	.059	1.50	4.500	51.85	1.000	25.40			2.000	50.80	0.320	8.13	4.25	U	W	AP
LTL051J 07 LTR051J 07	.517	13.13	.051	1.30	3.100	35.72	.625	15.88	3/8 (.375)	9.53	1.250	31.75	0.217	5.51	3.25	U	W	AL
LTL038G 07 LTR038G 07	.541	13.74	.038	.97	1.280	14.75	.625	15.88	13/32 (.406)	10.32	1.250	31.75	0.124	3.15	2.25	U	W	AD
LTL063L 01 LTR063L 01	.560	14.22	.063	1.59	5.500	63.37	1.000	25.40	25/64 (.391)	9.92	2.000	50.80	0.331	8.41	4.25	W	X	AR
LTL054K 07 LTR054K 07	.573	14.55	.054	1.37	3.500	40.33	.625	15.88	13/32 (.406)	10.32	1.250	31.75	0.230	5.84	3.25	W	X	AM
LTL070M 01 LTR070M 01	.593	15.06	.070	1.78	7.500	86.41	1.000	25.40			2.000	50.80	0.375	9.53	4.25	Y	Z	SPECIAL ORDER
LTL059K 07 LTR059K 07	.634	16.10	.059	1.50	4.500	51.85	1.000	25.40	15/32 (.469)	11.91	2.000	50.80	0.251	6.38	3.25	Y	Z	AP
LTL075M 01 LTR075M 01	.637	16.18	.075	1.91	9.203	106.03	1.000	25.40	7/16 (.438)	11.11	2.000	50.80	0.402	10.21	4.25	Z	AA	SPECIAL ORDER
LTL078N 01 LTR078N 01	.657	16.69	.078	1.98	10.450	120.40	1.000	25.40	29/64 (.453)	11.51	2.000	50.80	0.418	10.62	4.25	Z	AA	SPECIAL ORDER
LTL063L 07 LTR063L 07	.675	17.15	.063	1.59	5.500	63.37	1.000	25.40	15/32 (.469)	11.91	2.000	50.80	0.268	6.81	3.25	AA	AB	AS
LTL085N 01 LTR085N 01	.748	19.00	.085	2.16	12.861	148.18	1.250	31.75	33/64 (.516)	13.10	2.500	63.50	0.455	11.56	4.25	AA	AB	SPECIAL ORDER
LTL070M 07 LTR070M 07	.754	19.15	.070	1.78	7.500	86.41	1.000	25.40	17/32 (.531)	13.49	2.000	50.80	0.298	7.57	3.25	AA	AB	SPECIAL ORDER

TORSION SPRINGS



### SPECIAL INSTRUCTIONS FOR TORSION SERIES

**STOCK NUMBERS:** Add "M" to end of Stock Number for Music Wire; "S" for Type 302 Stainless; "S316" for Type 316 Stainless.

**PRICING:** See Inside Back Cover for up to 199 pricing. To price or order up to 1000 pcs., visit leespring.com; 1000+ pcs. contact Lee Spring.

**CALCULATIONS:** Torque shown is for Music Wire. For Type 302 Stainless, multiply figures shown by (0.933). For Type 316 Stainless, the Torque and Deflection should be reduced approximately 65%–90% that of Type 302 Stainless version. Visit leespring.com for more information regarding any S316 Stainless product calculations.

\*Note: Type 302 may be substituted with Type 304 at Lee Spring's discretion. \*\*Wires 0.025" and less are Instrument Torsion, see note on Page 5 under Finish

# TORSION SPRINGS: 90° FREE POSITION (INCH)

Music Wire (Plated\*\*) or 302 Stainless Steel\* (Passivated) or 316 Stainless Steel (Passivated Ultrasonically Cleaned),

LTL - Left Hand Wound; LTR - Right Hand Wound

LEE STOCK NUMBER	OUTSIDE DIAMETER		WIRE DIAMETER		TORQUE @ 90° DEFLECTION (T) (See Footnote)		RADIUS (R)		SUGGESTED MANDREL SIZE		LENGTH OF LEG (A)		BODY LENGTH APPROX. (L)		NUMBER OF COILS	PRICE GROUP		
	IN.	MM	IN.	MM	IN.-LB.	KG-MM	IN.	MM	IN.	MM	IN.	MM	IN.	MM		Music Wire	302 Stainless*	316 Stainless
																M	S	S316
LTL075M 07 LTR075M 07	.810	20.57	.075	1.91	9.203	106.03	1.000	25.40	19/32 (.594)	15.08	2.000	50.80	0.319	8.10	3.25	AA	AB	SPECIAL ORDER
LTL078N 07 LTR078N 07	.835	21.21	.078	1.98	10.450	120.40	1.000	25.40			2.000	50.80	0.332	8.43	3.25	AA	AB	
LTL105Q 01 LTR105Q 01	.848	21.54	.105	2.67	21.000	241.95	1.750	44.45	37/64 (.578)	14.68	3.500	88.90	0.656	16.66	5.25	AC	AD	SPECIAL ORDER
LTL095P 01 LTR095P 01	.871	22.12	.095	2.41	17.148	197.57	1.500	38.10	39/64 (.609)	15.48	3.000	76.20	0.509	12.93	4.25	AB	AC	SPECIAL ORDER
LTL085N 07 LTR085N 07	.952	24.18	.085	2.16	12.860	148.17	1.250	31.75	11/16 (.688)	17.46	2.500	63.50	0.361	9.17	3.25	AB	AC	SPECIAL ORDER
LTL115R 01 LTR115R 01	.978	24.84	.115	2.92	28.000	322.60	2.000	50.80			4.000	101.60	0.719	18.26	5.25	AD	AE	
LTL125S 01 LTR125S 01	.989	25.12	.125	3.18	32.000	368.69	2.000	50.80			4.000	101.60	0.906	23.01	6.25	AE	AG	
LTL135T 01 LTR135T 01	1.102	27.99	.135	3.43	40.000	460.86	2.000	50.80	43/64 (.672)	17.07	4.000	101.60	0.979	24.87	6.25	AG	AJ	SPECIAL ORDER
LTL095P 07 LTR095P 07	1.110	28.19	.095	2.41	17.140	197.48	1.500	38.10	13/16 (.813)	20.64	3.000	76.20	0.404	10.26	3.25	AG	AJ	SPECIAL ORDER
LTL105Q 07 LTR105Q 07	1.342	34.09	.105	2.67	21.000	241.95	1.750	44.45	1 1/32 (1.031)	26.19	3.500	88.90	0.446	11.33	3.25	AG	AJ	SPECIAL ORDER
LTL125S 07 LTR125S 07	1.372	34.85	.125	3.18	32.000	368.69	2.000	50.80			4.000	101.60	0.656	16.66	4.25	AG	AJ	
LTL115R 07 LTR115R 07	1.450	36.83	.115	2.92	28.000	322.60	2.000	50.80	1 3/32 (1.094)	27.78	4.000	101.60	0.489	12.42	3.25	AG	AJ	SPECIAL ORDER
LTL135T 07 LTR135T 07	1.492	37.90	.135	3.43	40.000	460.86	2.000	50.80	1 1/8 (1.125)	28.58	4.000	101.60	0.709	18.01	4.25	AG	AJ	SPECIAL ORDER

### SPECIAL INSTRUCTIONS FOR TORSION SERIES

**STOCK NUMBERS:** Add "M" to end of Stock Number for Music Wire; "S" for Type 302 Stainless; "S316" for Type 316 Stainless.

**PRICING:** See Inside Back Cover for up to 199 pricing. To price or order up to 1000 pcs., visit [leespring.com](http://leespring.com); 1000+ pcs. contact Lee Spring.

**CALCULATIONS:** Torque shown is for Music Wire. For Type 302 Stainless, multiply figures shown by (0.933). For Type 316 Stainless, the Torque and Deflection should be reduced approximately 65%–90% that of Type 302 Stainless version. Visit [leespring.com](http://leespring.com) for more information regarding any S316 Stainless product calculations.

\*Note: Type 302 may be substituted with Type 304 at Lee Spring's discretion. \*\*Wires 0.025" and less are Instrument Torsion, see note on Page 5 under Finish

# TORSION SPRINGS: 120° FREE POSITION (INCH)

*Music Wire (Plated\*\*) or 302 Stainless Steel\* (Passivated) or 316 Stainless Steel (Passivated Ultrasonically Cleaned),*

*LTL - Left Hand Wound; LTR - Right Hand Wound*

LEE STOCK NUMBER	OUTSIDE DIAMETER		WIRE DIAMETER		TORQUE @ 120° DEFLECTION (T) (See Footnote)		RADIUS (R)		SUGGESTED MANDREL SIZE		LENGTH OF LEG (A)		BODY LENGTH APPROX. (L)		NUMBER OF COILS	PRICE GROUP		
	IN.	MM	IN.	MM	IN.-LB.	KG-MM	IN.	MM	IN.	MM	IN.	MM	IN.	MM		Music Wire	302 Stainless*	316 Stainless
																M	S	S316
LTL016A 10 LTR016A 10	.190	4.83	.016	.41	.110	1.27	.375	9.53	1/8 (.125)	3.18	0.750	19.05	0.067	1.70	3.17	G	J	AA
LTL020B 10 LTR020B 10	.273	6.93	.020	.51	.180	2.07	.500	12.70	3/16 (.188)	4.76	1.000	25.40	0.083	2.11	3.17	J	K	AA
LTL024C 10 LTR024C 10	.362	9.19	.024	.61	.280	3.23	.500	12.70	1/4 (.250)	6.35	1.000	25.40	0.100	2.54	3.17	K	L	AA
LTL029C 10 LTR029C 10	.365	9.27	.029	.74	.470	5.42	.500	12.70			1.000	25.40	0.150	3.81	4.17	K	L	AB
LTL026C 10 LTR026C 10	.366	9.30	.026	.66	.380	4.38	.500	12.70			1.000	25.40	0.108	2.74	3.17	K	L	AA
LTL032C 10 LTR032C 10	.371	9.42	.032	.81	.690	7.95	.500	12.70			1.000	25.40	0.165	4.19	4.17	L	M	AC
LTL035C 10 LTR035C 10	.377	9.58	.035	.89	.960	11.06	.625	15.88	5/16 (.313)	7.94	1.250	31.75	0.181	4.60	4.17	L	M	AD
LTL042D 10 LTR042D 10	.467	11.86	.042	1.07	1.550	17.86	1.000	25.40			2.000	50.80	0.217	5.51	4.17	M	N	AE
LTL045D 10 LTR045D 10	.474	12.04	.045	1.14	2.030	23.39	1.000	25.40	3/8 (.375)	9.53	2.000	50.80	0.233	5.92	4.17	M	N	AE
LTL038E 10 LTR038E 10	.547	13.89	.038	.97	1.210	13.94	.625	15.88			1.250	31.75	0.158	4.01	3.17	P	R	AE
LTL040E 10 LTR040E 10	.552	14.02	.040	1.02	1.480	17.05	.625	15.88			1.250	31.75	0.167	4.24	3.17	R	S	AE
LTL049E 10 LTR049E 10	.559	14.20	.049	1.24	2.450	28.23	1.000	25.40			2.000	50.80	0.253	6.43	4.17	R	S	AL
LTL055E 10 LTR055E 10	.564	14.33	.055	1.40	3.160	36.41	1.000	25.40			2.000	50.80	0.339	8.61	5.17	R	S	AP
LTL059E 10 LTR059E 10	.572	14.53	.059	1.50	4.150	47.81	1.000	25.40			2.000	50.80	0.364	9.25	5.17	S	T	AR
LTL063E 10 LTR063E 10	.575	14.61	.063	1.59	4.540	52.31	1.000	25.40			2.000	50.80	0.448	11.38	6.17	T	U	AS
LTL072F 10 LTR072F 10	.749	19.02	.072	1.83	7.110	81.92	1.000	25.40			1/2 (.500)	12.70	2.000	50.80	0.444	11.28	5.17	Y
LTL080F 10 LTR080F 10	.761	19.33	.080	2.03	9.390	108.19	1.250	31.75	2.500	63.50			0.573	14.55	6.17	AA	AB	
LTL085G 10 LTR085G 10	.926	23.52	.085	2.16	11.110	128.00	1.250	31.75	5/8 (.625)	15.88	2.500	63.50	0.524	13.31	5.17	AB	AC	SPECIAL ORDER
LTL092G 10 LTR092G 10	.940	23.88	.092	2.32	14.940	172.13	1.500	38.10			3.000	76.20	0.564	14.33	5.17	AB	AC	
LTL095G 10 LTR095G 10	.949	24.10	.095	2.41	17.630	203.12	1.500	38.10			3.000	76.20	0.586	14.88	5.17	AB	AC	
LTL105H 10 LTR105H 10	1.117	28.37	.105	2.67	21.280	245.18	1.750	44.45	3/4 (.750)	19.05	3.500	88.90	0.648	16.46	5.17	AC	AD	SPECIAL ORDER
LTL112H 10 LTR112H 10	1.132	28.75	.112	2.84	27.090	312.12	2.000	50.80			4.000	101.60	0.691	17.55	5.17	AD	AE	
LTL125H 10 LTR125H 10	1.148	29.16	.125	3.18	35.240	406.02	2.000	50.80			4.000	101.60	0.896	22.76	6.17	AE	AG	
LTL135H 10 LTR135H 10	1.162	29.51	.135	3.43	41.240	475.14	2.000	50.80			4.000	101.60	1.103	28.02	7.17	AG	AJ	

### SPECIAL INSTRUCTIONS FOR TORSION SERIES

**STOCK NUMBERS:** Add "M" to end of Stock Number for Music Wire; "S" for Type 302 Stainless; "S316" for Type 316 Stainless.

**PRICING:** See Inside Back Cover for up to 199 pricing. To price or order up to 1000 pcs., visit leespring.com; 1000+ pcs. contact Lee Spring.

**CALCULATIONS:** Torque shown is for Music Wire. For Type 302 Stainless, multiply figures shown by (0.933). For Type 316 Stainless, the Torque and Deflection should be reduced approximately 65%–90% that of Type 302 Stainless version. Visit leespring.com for more information regarding any S316 Stainless product calculations.

\*Note: Type 302 may be substituted with Type 304 at Lee Spring's discretion. \*\*Wires 0.025" and less are Instrument Torsion, see note on Page 5 under Finish



# TORSION SPRINGS: 180° FREE POSITION (INCH)

Music Wire (Plated\*\*) or 302 Stainless Steel\* (Passivated) or 316 Stainless Steel (Passivated Ultrasonically Cleaned),

LTL - Left Hand Wound; LTR - Right Hand Wound

LEE STOCK NUMBER	OUTSIDE DIAMETER		WIRE DIAMETER		TORQUE @ 180° DEFLECTION (T) (See Footnote)		RADIUS (R)		SUGGESTED MANDREL SIZE		LENGTH OF LEG (A)		BODY LENGTH APPROX.(L)		NUMBER OF COILS	PRICE GROUP		
	IN.	MM	IN.	MM	IN.-LB.	KG-MM	IN.	MM	IN.	MM	IN.	MM	IN.	MM		Music Wire	302 Stainless*	316 Stainless
															M	S	S316	
LTL012A 02 LTR012A 02	.110	2.79	.012	.30	.050	.58	.188	4.76	1/16 (.063)	1.59	0.375	9.53	0.086	2.18	6.00	G	J	Z
LTL015B 02 LTR015B 02	.131	3.33	.015	.38	.100	1.15	.250	6.35	5/64 (.078)	1.98	0.500	12.70	0.107	2.72	6.00	G	J	AA
LTL014A 02 LTR014A 02	.133	3.38	.014	.36	.075	.86	.250	6.35			0.500	12.70	0.103	2.62	6.00	G	J	AA
LTL018C 02 LTR018C 02	.165	4.19	.018	.46	.150	1.73	.250	6.35	7/64 (.109)	2.78	0.500	12.70	0.150	3.81	7.00	G	J	AA
LTL012A 04 LTR012A 04	.167	4.24	.012	.30	.050	.58	.250	6.35			0.500	12.70	0.059	1.50	4.00	G	J	Z
LTL017C 02 LTR017C 02	.172	4.37	.017	.43	.125	1.44	.250	6.35			0.500	12.70	0.125	3.18	6.00	G	J	AA
LTL020D 02 LTR020D 02	.179	4.55	.020	.51	.200	2.30	.375	9.53			0.750	19.05	0.165	4.19	7.00	G	J	AA
LTL015B 04 LTR015B 04	.184	4.67	.015	.38	.100	1.15	.375	9.53	1/8 (.125)	3.18	0.750	19.05	0.075	1.91	4.00	G	J	AA
LTL021D 02 LTR021D 02	.186	4.72	.021	.53	.250	2.88	.375	9.53			0.750	19.05	0.173	4.39	7.00	G	J	AA
LTL023D 02 LTR023D 02	.191	4.85	.023	.58	.330	3.80	.375	9.53			0.750	19.05	0.190	4.83	7.00	G	J	AA
LTL014A 04 LTR014A 04	.194	4.93	.014	.36	.075	.86	.375	9.53	9/64 (.141)	3.57	0.750	19.05	0.075	1.91	4.00	G	J	AA
LTL018C 04 LTR018C 04	.217	5.51	.018	.46	.150	1.73	.375	9.53	5/32 (.156)	3.97	0.750	19.05	0.109	2.77	5.00	G	J	AA
LTL025E 02 LTR025E 02	.225	5.72	.025	.64	.420	4.84	.375	9.53			0.750	19.05	0.206	5.23	7.00	G	J	AA
LTL020D 04 LTR020D 04	.242	6.15	.020	.51	.200	2.30	.500	12.70	11/64 (.172)	4.37	1.000	25.40	0.125	3.18	5.00	G	J	AA
LTL021D 04 LTR021D 04	.248	6.30	.021	.53	.250	2.88	.500	12.70			1.000	25.40	0.127	3.23	5.00	G	J	AA
LTL017C 04 LTR017C 04	.249	6.32	.017	.43	.125	1.44	.375	9.53			0.750	19.05	0.090	2.29	4.00	G	J	AA
LTL028E 02 LTR028E 02	.249	6.32	.028	.71	.550	6.34	.500	12.70			1.000	25.40	0.235	5.97	7.00	J	K	AB
LTL023D 04 LTR023D 04	.259	6.58	.023	.58	.330	3.80	.500	12.70			1.000	25.40	0.145	3.68	5.00	G	J	AA
LTL032F 02 LTR032F 02	.270	6.86	.032	.81	.875	10.08	.500	12.70	1.000	25.40	0.265	6.73	7.00	J	K	AC		
LTL030F 02 LTR030F 02	.273	6.93	.030	.76	.680	7.83	.500	12.70	3/16 (.188)	4.76	1.000	25.40	0.248	6.30	7.00	J	K	AC
LTL035G 02 LTR035G 02	.304	7.72	.035	.89	1.070	12.33	.625	15.88	13/64 (.203)	5.16	1.250	31.75	0.290	7.37	7.00	J	K	AC
LTL025E 04 LTR025E 04	.305	7.75	.025	.64	.420	4.84	.500	12.70	7/32 (.219)	5.56	1.000	25.40	0.151	3.84	5.00	G	J	AA
LTL028E 04 LTR028E 04	.340	8.64	.028	.71	.550	6.34	.500	12.70	15/64 (.234)	5.95	1.000	25.40	0.175	4.45	5.00	J	K	AB
LTL040H 02 LTR040H 02	.349	8.86	.040	1.02	1.500	17.28	.625	15.88			1.250	31.75	0.374	9.50	8.00	K	L	AD

### SPECIAL INSTRUCTIONS FOR TORSION SERIES

**STOCK NUMBERS:** Add "M" to end of Stock Number for Music Wire; "S" for Type 302 Stainless; "S316" for Type 316 Stainless.

**PRICING:** See Inside Back Cover for up to 199 pricing. To price or order up to 1000 pcs., visit [leespring.com](http://leespring.com); 1000+ pcs. contact Lee Spring.

**CALCULATIONS:** Torque shown is for Music Wire. For Type 302 Stainless, multiply figures shown by (0.933). For Type 316 Stainless, the Torque and Deflection should be reduced approximately 65%–90% that of Type 302 Stainless version. Visit [leespring.com](http://leespring.com) for more information regarding any S316 Stainless product calculations.

\*Note: Type 302 may be substituted with Type 304 at Lee Spring's discretion. \*\*Wires 0.025" and less are Instrument Torsion, see note on Page 5 under Finish

# TORSION SPRINGS: 180° FREE POSITION (INCH)

*Music Wire (Plated\*\*) or 302 Stainless Steel\* (Passivated) or 316 Stainless Steel (Passivated Ultrasonically Cleaned),*

*LTL - Left Hand Wound; LTR - Right Hand Wound*

LEE STOCK NUMBER	OUTSIDE DIAMETER		WIRE DIAMETER		TORQUE @ 180° DEFLECTION (T) (See Footnote)		RADIUS (R)		SUGGESTED MANDREL SIZE		LENGTH OF LEG (A)		BODY LENGTH APPROX.(L)		NUMBER OF COILS	PRICE GROUP		
	IN.	MM	IN.	MM	IN.-LB.	KG-MM	IN.	MM	IN.	MM	IN.	MM	IN.	MM		Music Wire	302 Stainless*	316 Stainless
																M	S	S316
LTL038G 02 LTR038G 02	.363	9.22	.038	.97	1.280	14.75	.625	15.88			1.250	31.75	0.315	8.00	7.00	K	L	AD
LTL032F 04 LTR032F 04	.366	9.30	.032	.81	.875	10.08	.500	12.70	1/4 (.250)	6.35	1.000	25.40	0.192	4.88	5.00	J	K	AC
LTL045H 02 LTR045H 02	.377	9.58	.045	1.14	2.150	24.77	.625	15.88			1.250	31.75	0.415	10.54	8.00	L	M	AE
LTL030F 04 LTR030F 04	.395	10.03	.030	.76	.680	7.83	.500	12.70	9/32 (.281)	7.14	1.000	25.40	0.181	4.60	5.00	J	K	AC
LTL048J 02 LTR048J 02	.405	10.29	.048	1.22	2.750	31.68	.625	15.88			1.250	31.75	0.450	11.43	8.00	L	M	AG
LTL051J 02 LTR051J 02	.430	10.92	.051	1.30	3.100	35.72	1.000	25.40	19/64 (.297)	7.54	2.000	50.80	0.470	11.94	8.00	P	R	AL
LTL035G 04 LTR035G 04	.451	11.46	.035	.89	1.070	12.33	.625	15.88	21/64 (.328)	8.33	1.250	31.75	0.212	5.38	5.00	K	L	AD
LTL038G 04 LTR038G 04	.487	12.37	.038	.97	1.280	14.75	.625	15.88	23/64 (.359)	9.13	1.250	31.75	0.238	6.05	5.00	K	L	AD
LTL054K 02 LTR054K 02	.509	12.93	.054	1.37	3.500	40.33	1.000	25.40	11/32 (.344)	8.73	2.000	50.80	0.500	12.70	8.00	R	S	AM
LTL040H 04 LTR040H 04	.519	13.18	.040	1.02	1.500	17.28	1.000	25.40	3/8 (.375)	9.53	2.000	50.80	0.242	6.15	5.00	L	M	AE
LTL059K 02 LTR059K 02	.526	13.36	.059	1.50	4.500	51.85	1.000	25.40	23/64 (.359)	9.13	2.000	50.80	0.540	13.72	8.00	U	W	AP
LTL051J 04 LTR051J 04	.556	14.12	.051	1.30	3.100	35.72	1.000	25.40	25/64 (.391)	9.92	2.000	50.80	0.365	9.27	6.00	P	R	AL
LTL045H 04 LTR045H 04	.575	14.61	.045	1.14	2.150	24.77	1.000	25.40	27/64 (.422)	10.72	2.000	50.80	0.280	7.11	5.00	L	M	AE
LTL063L 02 LTR063L 02	.591	15.01	.063	1.59	5.500	63.37	1.000	25.40			2.000	50.80	0.580	14.73	8.00	W	X	AR
LTL048J 04 LTR048J 04	.619	15.72	.048	1.22	2.750	31.68	1.000	25.40	29/64 (.453)	11.51	2.000	50.80	0.292	7.42	5.00	P	R	AL
LTL070M 02 LTR070M 02	.625	15.88	.070	1.78	7.500	86.41	1.000	25.40	7/16 (.438)	11.11	2.000	50.80	0.640	16.26	8.00	Y	Z	SPECIAL ORDER
LTL054K 04 LTR054K 04	.654	16.61	.054	1.37	3.500	40.33	1.000	25.40	31/64 (.484)	12.30	2.000	50.80	0.390	9.91	6.00	S	T	AN
LTL075M 02 LTR075M 02	.672	17.07	.075	1.91	9.203	106.03	1.000	25.40	15/32 (.469)	11.91	2.000	50.80	0.689	17.50	8.00	Z	AA	SPECIAL ORDER
LTL059K 04 LTR059K 04	.681	17.30	.059	1.50	4.500	51.85	1.000	25.40			2.000	50.80	0.425	10.80	6.00	X	Y	AS
LTL078N 02 LTR078N 02	.693	17.60	.078	1.98	10.450	120.40	1.000	25.40	31/64 (.484)	12.30	2.000	50.80	0.716	18.19	8.00	Z	AA	SPECIAL ORDER
LTL075M 04 LTR075M 04	.757	19.23	.075	1.91	9.203	106.03	1.000	25.40	35/64 (.547)	13.89	2.000	50.80	0.612	15.54	7.00	AA	AB	SPECIAL ORDER
LTL063L 04 LTR063L 04	.767	19.48	.063	1.59	5.500	63.37	1.000	25.40			2.000	50.80	0.441	11.20	6.00	Y	Z	AT
LTL078N 04 LTR078N 04	.781	19.84	.078	1.98	10.450	120.40	1.000	25.40	9/16 (.563)	14.29	2.000	50.80	0.637	16.18	7.00	AA	AB	SPECIAL ORDER
LTL085N 02 LTR085N 02	.790	20.07	.085	2.16	12.861	148.18	1.250	31.75			2.500	63.50	0.780	19.81	8.00	AA	AB	

### SPECIAL INSTRUCTIONS FOR TORSION SERIES

**STOCK NUMBERS:** Add "M" to end of Stock Number for Music Wire; "S" for Type 302 Stainless; "S316" for Type 316 Stainless.

**PRICING:** See Inside Back Cover for up to 199 pricing. To price or order up to 1000 pcs., visit leespring.com; 1000+ pcs. contact Lee Spring.

**CALCULATIONS:** Torque shown is for Music Wire. For Type 302 Stainless, multiply figures shown by (0.933). For Type 316 Stainless, the Torque and Deflection should be reduced approximately 65%–90% that of Type 302 Stainless version. Visit leespring.com for more information regarding any S316 Stainless product calculations.

\*Note: Type 302 may be substituted with Type 304 at Lee Spring's discretion. \*\*Wires 0.025" and less are Instrument Torsion, see note on Page 5 under Finish

# TORSION SPRINGS: 180° FREE POSITION (INCH)

Music Wire (Plated\*\*) or 302 Stainless Steel\* (Passivated) or 316 Stainless Steel (Passivated Ultrasonically Cleaned),

LTL - Left Hand Wound; LTR - Right Hand Wound

LEE STOCK NUMBER	OUTSIDE DIAMETER		WIRE DIAMETER		TORQUE @ 180° DEFLECTION (T) (See Footnote)		RADIUS (R)		SUGGESTED MANDREL SIZE		LENGTH OF LEG (A)		BODY LENGTH APPROX.(L)		NUMBER OF COILS	PRICE GROUP		
	IN.	MM	IN.	MM	IN.-LB.	KG-MM	IN.	MM	IN.	MM	IN.	MM	IN.	MM		Music Wire	302 Stainless*	316 Stainless
															M	S	S316	
LTL070M 04 LTR070M 04	.810	20.57	.070	1.78	7.500	86.41	1.000	25.40	19/32 (.594)	15.08	2.000	50.80	0.500	12.70	6.00	Z	AA	SPECIAL ORDER
LTL085N 04 LTR085N 04	.891	22.63	.085	2.16	12.861	148.18	1.250	31.75	41/64 (.641)	16.27	2.500	63.50	0.694	17.63	7.00	AB	AC	SPECIAL ORDER
LTL095P 02 LTR095P 02	.920	23.37	.095	2.41	17.148	197.57	1.500	38.10	21/32 (.656)	16.67	3.000	76.20	0.872	22.15	8.00	AB	AC	SPECIAL ORDER
LTL105Q 02 LTR105Q 02	.982	24.94	.105	2.67	21.000	241.95	1.750	44.45	45/64 (.703)	17.86	3.500	88.90	1.050	26.67	9.00	AC	AD	SPECIAL ORDER
LTL095P 04 LTR095P 04	1.038	26.37	.095	2.41	17.148	197.57	1.500	38.10	49/64 (.766)	19.45	3.000	76.20	0.775	19.69	7.00	AB	AC	SPECIAL ORDER
LTL115R 02 LTR115R 02	1.043	26.49	.115	2.92	28.000	322.60	2.000	50.80	47/64 (.734)	18.65	4.000	101.60	1.150	29.21	9.00	AD	AE	SPECIAL ORDER
LTL125S 02 LTR125S 02	1.082	27.48	.125	3.18	32.000	368.69	2.000	50.80	49/64 (.766)	19.45	4.000	101.60	1.500	38.10	11.00	AE	AG	SPECIAL ORDER
LTL135T 02 LTR135T 02	1.189	30.20	.135	3.43	40.000	460.86	2.000	50.80	27/32 (.844)	21.43	4.000	101.60	1.620	41.15	11.00	AG	AJ	SPECIAL ORDER
LTL105Q 04 LTR105Q 04	1.248	31.70	.105	2.67	21.000	241.95	1.750	44.45	15/16 (.938)	23.81	3.500	88.90	0.840	21.34	7.00	AD	AE	SPECIAL ORDER
LTL115R 04 LTR115R 04	1.348	34.24	.115	2.92	28.000	322.60	2.000	50.80	1	25.40	4.000	101.60	0.920	23.37	7.00	AE	AG	SPECIAL ORDER
LTL125S 04 LTR125S 04	1.356	34.44	.125	3.18	32.000	368.69	2.000	50.80	(1.000)		4.000	101.60	1.125	28.58	8.00	AG	AJ	
LTL135T 04 LTR135T 04	1.491	37.87	.135	3.43	40.000	460.86	2.000	50.80	1 3/32 (1.094)	27.78	4.000	101.60	1.215	30.86	8.00	AJ	AK	SPECIAL ORDER

### SPECIAL INSTRUCTIONS FOR TORSION SERIES

**STOCK NUMBERS:** Add "M" to end of Stock Number for Music Wire; "S" for Type 302 Stainless; "S316" for Type 316 Stainless.

**PRICING:** See Inside Back Cover for up to 199 pricing. To price or order up to 1000 pcs., visit leespring.com; 1000+ pcs. contact Lee Spring.

**CALCULATIONS:** Torque shown is for Music Wire. For Type 302 Stainless, multiply figures shown by (0.933). For Type 316 Stainless, the Torque and Deflection should be reduced approximately 65%–90% that of Type 302 Stainless version. Visit leespring.com for more information regarding any S316 Stainless product calculations.

\*Note: Type 302 may be substituted with Type 304 at Lee Spring's discretion. \*\*Wires 0.025" and less are Instrument Torsion, see note on Page 5 under Finish



# TORSION SPRINGS: 210° FREE POSITION (INCH)

*Music Wire (Plated\*\*) or 302 Stainless Steel\* (Passivated) or 316 Stainless Steel (Passivated Ultrasonically Cleaned),*

*LTL - Left Hand Wound; LTR - Right Hand Wound*

LEE STOCK NUMBER	OUTSIDE DIAMETER		WIRE DIAMETER		TORQUE @ 210° DEFLECTION (T) (See Footnote)		RADIUS (R)		SUGGESTED MANDREL SIZE		LENGTH OF LEG (A)		BODY LENGTH APPROX.(L)		NUMBER OF COILS	PRICE GROUP		
	IN.	MM	IN.	MM	IN.-LB.	KG-MM	IN.	MM	IN.	MM	IN.	MM	IN.	MM		Music Wire	302 Stainless*	316 Stainless
																M	S	S316
LTL016A 20 LTR016A 20	.188	4.78	.016	.41	.110	1.27	.375	9.53	1/8 (.125)	3.18	0.750	19.05	0.111	2.82	5.92	G	J	AA
LTL020B 20 LTR020B 20	.274	6.96	.020	.51	.180	2.07	.500	12.70	3/16 (.188)	4.76	1.000	25.40	0.138	3.51	5.92	J	K	AA
LTL024C 20 LTR024C 20	.360	9.14	.024	.61	.280	3.23	.500	12.70	1/4 (.250)	6.35	1.000	25.40	0.166	4.22	5.92	K	L	AA
LTL026C 20 LTR026C 20	.364	9.25	.026	.66	.380	4.38	.500	12.70			1.000	25.40	0.180	4.57	5.92	K	L	AA
LTL029C 20 LTR029C 20	.366	9.30	.029	.74	.510	5.88	.500	12.70			1.000	25.40	0.230	5.84	6.92	K	L	AB
LTL032C 20 LTR032C 20	.369	9.37	.032	.81	.660	7.60	.500	12.70			1.000	25.40	0.285	7.24	7.92	L	M	AC
LTL035C 20 LTR035C 20	.375	9.53	.035	.89	.920	10.60	.625	15.88	5/16 (.313)	7.94	1.250	31.75	0.312	7.92	7.92	L	M	AD
LTL038D 20 LTR038D 20	.461	11.71	.038	.97	1.190	13.71	.625	15.88			1.250	31.75	0.301	7.65	6.92	M	N	AE
LTL040D 20 LTR040D 20	.465	11.81	.040	1.02	1.460	16.82	.625	15.88			1.250	31.75	0.317	8.05	6.92	M	N	AE
LTL042D 20 LTR042D 20	.465	11.81	.042	1.07	1.510	17.40	1.000	25.40			2.000	50.80	0.375	9.53	7.92	P	R	AG
LTL045D 20 LTR045D 20	.471	11.96	.045	1.14	1.980	22.81	1.000	25.40	3/8 (.375)	9.53	2.000	50.80	0.401	10.19	7.92	P	R	AG
LTL049E 20 LTR049E 20	.556	14.12	.049	1.24	2.360	27.19	1.000	25.40			2.000	50.80	0.437	11.10	7.92	R	S	AL
LTL055E 20 LTR055E 20	.564	14.33	.055	1.40	3.310	38.14	1.000	25.40			2.000	50.80	0.545	13.84	8.92	S	T	AR
LTL059E 20 LTR059E 20	.569	14.45	.059	1.50	3.930	45.28	1.000	25.40			2.000	50.80	0.644	16.36	9.92	X	Y	AS
LTL063E 20 LTR063E 20	.578	14.68	.063	1.59	5.070	58.41	1.000	25.40	1/2 (.500)	12.70	2.000	50.80	0.682	17.32	9.92	X	Y	AS
LTL072F 20 LTR072F 20	.750	19.05	.072	1.83	7.400	85.26	1.000	25.40			2.000	50.80	0.714	18.14	8.92	AA	AB	SPECIAL ORDER
LTL080F 20 LTR080F 20	.764	19.41	.080	2.03	10.470	120.63	1.250	31.75			2.500	63.50	0.793	20.14	8.92	AA	AB	
LTL085G 20 LTR085G 20	.927	23.55	.085	2.16	11.570	133.30	1.250	31.75			5/8 (.625)	15.88	2.500	63.50	0.843	21.41	8.92	AC
LTL092G 20 LTR092G 20	.936	23.77	.092	2.32	14.110	162.57	1.500	38.10	3.000	76.20			0.999	25.37	9.92	AC	AD	
LTL095G 20 LTR095G 20	.944	23.98	.095	2.41	16.650	191.83	1.500	38.10	3.000	76.20			1.037	26.34	9.92	AC	AD	SPECIAL ORDER
LTL105H 20 LTR105H 20	1.118	28.40	.105	2.67	22.240	256.24	1.750	44.45	3/4 (.750)	19.05			3.500	88.90	1.041	26.44	8.92	
LTL112H 20 LTR112H 20	1.126	28.60	.112	2.84	25.680	295.87	2.000	50.80			4.000	101.60	1.223	31.06	9.92	AD	AE	
LTL125H 20 LTR125H 20	1.148	29.16	.125	3.18	35.870	413.27	2.000	50.80			4.000	101.60	1.490	37.85	10.92	AE	AG	
LTL135H 20 LTR135H 20	1.160	29.46	.135	3.43	41.090	473.42	2.000	50.80			4.000	101.60	1.879	47.73	12.92	AG	AJ	

TORSION SPRINGS



### SPECIAL INSTRUCTIONS FOR TORSION SERIES

**STOCK NUMBERS:** Add "M" to end of Stock Number for Music Wire; "S" for Type 302 Stainless; "S316" for Type 316 Stainless.

**PRICING:** See Inside Back Cover for up to 199 pricing. To price or order up to 1000 pcs., visit leespring.com; 1000+ pcs. contact Lee Spring.

**CALCULATIONS:** Torque shown is for Music Wire. For Type 302 Stainless, multiply figures shown by (0.933). For Type 316 Stainless, the Torque and Deflection should be reduced approximately 65%–90% that of Type 302 Stainless version. Visit leespring.com for more information regarding any S316 Stainless product calculations.

\*Note: Type 302 may be substituted with Type 304 at Lee Spring's discretion. \*\*Wires 0.025" and less are Instrument Torsion, see note on Page 5 under Finish

# TORSION SPRINGS: 270° FREE POSITION (INCH)

Music Wire (Plated\*\*) or 302 Stainless Steel\* (Passivated) or 316 Stainless Steel (Passivated Ultrasonically Cleaned),

LTL - Left Hand Wound; LTR - Right Hand Wound

LEE STOCK NUMBER	OUTSIDE DIAMETER		WIRE DIAMETER		TORQUE @ 270° DEFLECTION (T) (See Footnote)		RADIUS (R)		SUGGESTED MANDREL SIZE		LENGTH OF LEG (A)		BODY LENGTH APPROX.(L)		NUMBER OF COILS	PRICE GROUP		
	IN.	MM	IN.	MM	IN.-LB.	KG-MM	IN.	MM	IN.	MM	IN.	MM	IN.	MM		Music Wire	302 Stainless*	316 Stainless
																M	S	S316
LTL012A 03 LTR012A 03	.103	2.62	.012	.30	.050	.58	.188	4.76	1/16 (.063)	1.59	0.375	9.53	0.139	3.53	9.75	G	J	Z
LTL014A 03 LTR014A 03	.124	3.15	.014	.36	.075	.86	.250	6.35	5/64 (.078)	1.98	0.500	12.70	0.156	3.96	9.75	G	J	AA
LTL015B 03 LTR015B 03	.125	3.18	.015	.38	.100	1.15	.250	6.35			0.500	12.70	0.173	4.39	9.75	G	J	AA
LTL017C 03 LTR017C 03	.160	4.06	.017	.43	.125	1.44	.250	6.35	7/64 (.109)	2.78	0.500	12.70	0.188	4.78	9.75	G	J	AA
LTL018C 03 LTR018C 03	.160	4.06	.018	.46	.150	1.73	.250	6.35			0.500	12.70	0.228	5.79	10.75	G	J	AA
LTL012A 05 LTR012A 05	.171	4.34	.012	.30	.050	.58	.250	6.35			0.500	12.70	0.086	2.18	5.75	G	J	Z
LTL020D 03 LTR020D 03	.175	4.45	.020	.51	.200	2.30	.375	9.53			0.750	19.05	0.240	6.10	10.75	G	J	AA
LTL021D 03 LTR021D 03	.185	4.70	.021	.53	.250	2.88	.375	9.53	1/8 (.125)	3.18	0.750	19.05	0.247	6.27	10.75	G	J	AA
LTL023D 03 LTR023D 03	.187	4.75	.023	.58	.330	3.80	.375	9.53			0.750	19.05	0.280	7.11	10.75	G	J	AA
LTL015B 05 LTR015B 05	.200	5.08	.015	.38	.100	1.15	.375	9.53	9/64 (.141)	3.57	0.750	19.05	0.107	2.72	5.75	G	J	AA
LTL014A 05 LTR014A 05	.201	5.11	.014	.36	.075	.86	.375	9.53			0.750	19.05	0.100	2.54	5.75	G	J	AA
LTL025E 03 LTR025E 03	.220	5.59	.025	.64	.420	4.84	.375	9.53			0.750	19.05	0.304	7.72	10.75	G	J	AA
LTL028E 03 LTR028E 03	.245	6.22	.028	.71	.550	6.34	.500	12.70	11/64 (.172)	4.37	1.000	25.40	0.340	8.64	10.75	J	K	AB
LTL018C 05 LTR018C 05	.246	6.25	.018	.46	.150	1.73	.375	9.53			0.750	19.05	0.150	3.81	6.75	G	J	AA
LTL021D 05 LTR021D 05	.246	6.25	.021	.53	.250	2.88	.500	12.70			1.000	25.40	0.195	4.95	7.75	G	J	AA
LTL023D 05 LTR023D 05	.251	6.38	.023	.58	.330	3.80	.500	12.70			1.000	25.40	0.210	5.33	7.75	G	J	AA
LTL017C 05 LTR017C 05	.259	6.58	.017	.43	.125	1.44	.375	9.53	3/16 (.188)	4.76	0.750	19.05	0.120	3.05	5.75	G	J	AA
LTL032F 03 LTR032F 03	.264	6.71	.032	.81	.875	10.08	.500	12.70	11/64 (.172)	4.37	1.000	25.40	0.385	9.78	10.75	J	K	AC
LTL020D 05 LTR020D 05	.268	6.81	.020	.51	.200	2.30	.500	12.70	3/16 (.188)	4.76	1.000	25.40	0.160	4.06	6.75	G	J	AA
LTL030F 03 LTR030F 03	.271	6.88	.030	.76	.680	7.83	.500	12.70			1.000	25.40	0.365	9.27	10.75	J	K	AC
LTL035G 03 LTR035G 03	.312	7.92	.035	.89	1.070	12.33	.625	15.88	13/64 (.203)	5.16	1.250	31.75	0.425	10.80	10.75	K	L	AD
LTL028E 05 LTR028E 05	.329	8.36	.028	.71	.550	6.34	.500	12.70	15/64 (.234)	5.95	1.000	25.40	0.255	6.48	7.75	J	K	AB

### SPECIAL INSTRUCTIONS FOR TORSION SERIES

**STOCK NUMBERS:** Add "M" to end of Stock Number for Music Wire; "S" for Type 302 Stainless; "S316" for Type 316 Stainless.

**PRICING:** See Inside Back Cover for up to 199 pricing. To price or order up to 1000 pcs., visit [leespring.com](http://leespring.com); 1000+ pcs. contact Lee Spring.

**CALCULATIONS:** Torque shown is for Music Wire. For Type 302 Stainless, multiply figures shown by (0.933). For Type 316 Stainless, the Torque and Deflection should be reduced approximately 65%–90% that of Type 302 Stainless version. Visit [leespring.com](http://leespring.com) for more information regarding any S316 Stainless product calculations.

\*Note: Type 302 may be substituted with Type 304 at Lee Spring's discretion. \*\*Wires 0.025" and less are Instrument Torsion, see note on Page 5 under Finish

# TORSION SPRINGS: 270° FREE POSITION (INCH)

*Music Wire (Plated\*\*) or 302 Stainless Steel\* (Passivated) or 316 Stainless Steel (Passivated Ultrasonically Cleaned),*

*LTL - Left Hand Wound; LTR - Right Hand Wound*

LEE STOCK NUMBER	OUTSIDE DIAMETER		WIRE DIAMETER		TORQUE @ 270° DEFLECTION (T) <small>(See Footnote)</small>		RADIUS (R)		SUGGESTED MANDREL SIZE		LENGTH OF LEG (A)		BODY LENGTH APPROX.(L)		NUMBER OF COILS	PRICE GROUP		
	IN.	MM	IN.	MM	IN.-LB.	KG-MM	IN.	MM	IN.	MM	IN.	MM	IN.	MM		Music Wire	302 Stainless*	316 Stainless
																M	S	S316
LTL025E 05 LTR025E 05	.341	8.66	.025	.64	.420	4.84	.500	12.70	1/4 (.250)	6.35	1.000	25.40	0.206	5.23	6.75	G	J	AA
LTL032F 05 LTR032F 05	.354	8.99	.032	.81	.875	10.08	.500	12.70			1.000	25.40	0.290	7.37	7.75	J	K	AC
LTL038G 03 LTR038G 03	.355	9.02	.038	.97	1.280	14.75	.625	15.88			1.250	31.75	0.455	11.56	10.75	K	L	AD
LTL040H 03 LTR040H 03	.359	9.12	.040	1.02	1.500	17.28	.625	15.88			1.250	31.75	0.525	13.34	11.75	L	M	AE
LTL030F 05 LTR030F 05	.377	9.58	.030	.76	.680	7.83	.500	12.70	17/64 (.266)	6.75	1.000	25.40	0.280	7.11	7.75	J	K	AC
LTL045H 03 LTR045H 03	.382	9.70	.045	1.14	2.150	24.77	.625	15.88	1/4 (.250)	6.35	1.250	31.75	0.585	14.86	11.75	L	M	AE
LTL048J 03 LTR048J 03	.417	10.59	.048	1.22	2.750	31.68	.625	15.88	9/32 (.281)	7.14	1.250	31.75	0.630	16.00	11.75	P	R	AL
LTL035G 05 LTR035G 05	.436	11.07	.035	.89	1.070	12.33	.625	15.88	5/16 (.313)	7.94	1.250	31.75	0.315	8.00	7.75	K	L	AD
LTL051J 03 LTR051J 03	.439	11.15	.051	1.30	3.100	35.72	1.000	25.40	19/64 (.297)	7.54	2.000	50.80	0.660	16.76	11.75	P	R	AL
LTL038G 05 LTR038G 05	.477	12.12	.038	.97	1.280	14.75	.625	15.88	11/32 (.344)	8.73	1.250	31.75	0.342	8.69	7.75	K	L	AD
LTL040H 05 LTR040H 05	.512	13.00	.040	1.02	1.500	17.28	1.000	25.40	3/8 (.375)	9.53	2.000	50.80	0.360	9.14	7.75	L	M	AE
LTL054K 03 LTR054K 03	.514	13.06	.054	1.37	3.500	40.33	1.000	25.40	23/64 (.359)	9.13	2.000	50.80	0.700	17.78	11.75	S	T	AN
LTL059K 03 LTR059K 03	.537	13.64	.059	1.50	4.500	51.85	1.000	25.40	3/8 (.375)	9.53	2.000	50.80	0.765	19.43	11.75	X	Y	AS
LTL045H 05 LTR045H 05	.556	14.12	.045	1.14	2.150	24.77	1.000	25.40	13/32 (.406)	10.32	2.000	50.80	0.405	10.29	7.75	L	M	AE
LTL051J 05 LTR051J 05	.571	14.50	.051	1.30	3.100	35.72	1.000	25.40			2.000	50.80	0.510	12.95	8.75	P	R	AL
LTL063L 03 LTR063L 03	.600	15.24	.063	1.59	5.500	63.37	1.000	25.40	27/64 (.422)	10.72	2.000	50.80	0.820	20.83	11.75	X	Y	AS
LTL048J 05 LTR048J 05	.601	15.27	.048	1.22	2.750	31.68	1.000	25.40	7/16 (.438)	11.11	2.000	50.80	0.435	11.05	7.75	P	R	AL
LTL070M 03 LTR070M 03	.639	16.23	.070	1.78	7.500	86.41	1.000	25.40			2.000	50.80	0.893	22.68	11.75	X	Y	SPECIAL ORDER
LTL054K 05 LTR054K 05	.664	16.87	.054	1.37	3.500	40.33	1.000	25.40	31/64 (.484)	12.30	2.000	50.80	0.540	13.72	8.75	S	T	AN
LTL075M 03 LTR075M 03	.685	17.40	.075	1.91	9.203	106.03	1.000	25.40			2.000	50.80	0.956	24.28	11.75	Z	AA	SPECIAL ORDER
LTL059K 05 LTR059K 05	.699	17.75	.059	1.50	4.500	51.85	1.000	25.40	33/64 (.516)	13.10	2.000	50.80	0.585	14.86	8.75	X	Y	AS
LTL078N 03 LTR078N 03	.706	17.93	.078	1.98	10.450	120.40	1.000	25.40	31/64 (.484)	12.30	2.000	50.80	0.995	25.27	11.75	Z	AA	SPECIAL ORDER
LTL063L 05 LTR063L 05	.784	19.91	.063	1.59	5.500	63.37	1.000	25.40	37/64 (.578)	14.68	2.000	50.80	0.630	16.00	8.75	X	Y	AS
LTL085N 03 LTR085N 03	.805	20.45	.085	2.16	12.861	148.18	1.250	31.75			2.500	63.50	1.084	27.53	11.75	AA	AB	SPECIAL ORDER

### SPECIAL INSTRUCTIONS FOR TORSION SERIES

**STOCK NUMBERS:** Add "M" to end of Stock Number for Music Wire; "S" for Type 302 Stainless; "S316" for Type 316 Stainless.

**PRICING:** See Inside Back Cover for up to 199 pricing. To price or order up to 1000 pcs., visit leespring.com; 1000+ pcs. contact Lee Spring.

**CALCULATIONS:** Torque shown is for Music Wire. For Type 302 Stainless, multiply figures shown by (0.933). For Type 316 Stainless, the Torque and Deflection should be reduced approximately 65%–90% that of Type 302 Stainless version. Visit leespring.com for more information regarding any S316 Stainless product calculations.

\*Note: Type 302 may be substituted with Type 304 at Lee Spring's discretion. \*\*Wires 0.025" and less are Instrument Torsion, see note on Page 5 under Finish



# TORSION SPRINGS: 270° FREE POSITION (INCH)

Music Wire (Plated\*\*) or 302 Stainless Steel\* (Passivated) or 316 Stainless Steel (Passivated Ultrasonically Cleaned),

LTL - Left Hand Wound; LTR - Right Hand Wound

LEE STOCK NUMBER	OUTSIDE DIAMETER		WIRE DIAMETER		TORQUE @ 270° DEFLECTION (T) (See Footnote)		RADIUS (R)		SUGGESTED MANDREL SIZE		LENGTH OF LEG (A)		BODY LENGTH APPROX.(L)		NUMBER OF COILS	PRICE GROUP		
	IN.	MM	IN.	MM	IN.-LB.	KG-MM	IN.	MM	IN.	MM	IN.	MM	IN.	MM		Music Wire	302 Stainless*	316 Stainless
																M	S	S316
LTL075M 05 LTR075M 05	.810	20.57	.075	1.91	9.203	106.03	1.000	25.40	19/32 (.594)	15.08	2.000	50.80	0.822	20.88	9.75	AB	AC	SPECIAL ORDER
LTL070M 05 LTR070M 05	.826	20.98	.070	1.78	7.500	86.41	1.000	25.40	39/64 (.609)	15.48	2.000	50.80	0.683	17.35	8.75	AA	AB	SPECIAL ORDER
LTL078N 05 LTR078N 05	.835	21.21	.078	1.98	10.450	120.40	1.000	25.40			2.000	50.80	0.855	21.72	9.75	AB	AC	
LTL095P 03 LTR095P 03	.937	23.80	.095	2.41	17.148	197.57	1.500	38.10	43/64 (.672)	17.07	3.000	76.20	1.211	30.76	11.75	AB	AC	SPECIAL ORDER
LTL085N 05 LTR085N 05	.952	24.18	.085	2.16	12.861	148.18	1.250	31.75	11/16 (.688)	17.48	2.500	63.50	0.914	23.22	9.75	AC	AD	SPECIAL ORDER
LTL115R 03 LTR115R 03	1.086	27.58	.115	2.92	28.000	322.60	2.000	50.80	25/32 (.781)	19.84	4.000	101.60	1.696	43.08	13.75	AD	AE	SPECIAL ORDER
LTL105Q 03 LTR105Q 03	1.090	27.69	.105	2.67	21.000	241.95	1.750	44.45	51/64 (.797)	20.24	3.500	88.90	1.339	34.01	11.75	AC	AD	SPECIAL ORDER
LTL095P 05 LTR095P 05	1.110	28.19	.095	2.41	17.148	197.57	1.500	38.10	53/64 (.828)	21.03	3.000	76.20	1.021	25.93	9.75	AD	AE	SPECIAL ORDER
LTL125S 03 LTR125S 03	1.189	30.20	.125	3.18	32.000	368.69	2.000	50.80	55/64 (.859)	21.83	4.000	101.60	1.969	50.01	14.75	AG	AJ	SPECIAL ORDER
LTL135T 03 LTR135T 03	1.301	33.05	.135	3.43	40.000	460.86	2.000	50.80	15/16 (.938)	23.81	4.000	101.60	2.126	54.00	14.75	AG	AJ	SPECIAL ORDER
LTL105Q 05 LTR105Q 05	1.342	34.09	.105	2.67	21.000	241.95	1.750	44.45	1 1/64 (1.016)	25.80	3.500	88.90	1.129	28.68	9.75	AE	AG	SPECIAL ORDER
LTL115R 05 LTR115R 05	1.435	36.45	.115	2.92	28.000	322.60	2.000	50.80	15/16 (.938)	23.81	4.000	101.60	1.236	31.39	9.75	AG	AJ	SPECIAL ORDER
LTL125S 05 LTR125S 05	1.516	38.51	.125	3.18	32.000	368.69	2.000	50.80	1 9/64 (1.141)	28.97	4.000	101.60	1.594	40.49	11.75	AJ	AK	SPECIAL ORDER
LTL135T 05 LTR135T 05	1.660	42.16	.135	3.43	40.000	460.86	2.000	50.80	1 1/4 (1.250)	31.75	4.000	101.60	1.721	43.71	11.75	AK	AL	SPECIAL ORDER

### SPECIAL INSTRUCTIONS FOR TORSION SERIES

**STOCK NUMBERS:** Add "M" to end of Stock Number for Music Wire; "S" for Type 302 Stainless; "S316" for Type 316 Stainless.

**PRICING:** See Inside Back Cover for up to 199 pricing. To price or order up to 1000 pcs., visit leespring.com; 1000+ pcs. contact Lee Spring.

**CALCULATIONS:** Torque shown is for Music Wire. For Type 302 Stainless, multiply figures shown by (0.933). For Type 316 Stainless, the Torque and Deflection should be reduced approximately 65%–90% that of Type 302 Stainless version. Visit leespring.com for more information regarding any S316 Stainless product calculations.

\*Note: Type 302 may be substituted with Type 304 at Lee Spring's discretion. \*\*Wires 0.025" and less are Instrument Torsion, see note on Page 5 under Finish

# TORSION SPRINGS: 300° FREE POSITION (INCH)

*Music Wire (Plated\*\*) or 302 Stainless Steel\* (Passivated) or 316 Stainless Steel (Passivated Ultrasonically Cleaned),*

*LTL - Left Hand Wound; LTR - Right Hand Wound*

LEE STOCK NUMBER	OUTSIDE DIAMETER		WIRE DIAMETER		TORQUE @ 300° DEFLECTION (T) <small>(See Footnote)</small>		RADIUS (R)		SUGGESTED MANDREL SIZE		LENGTH OF LEG (A)		BODY LENGTH APPROX. (L)		NUMBER OF COILS	PRICE GROUP		
	IN.	MM	IN.	MM	IN.-LB.	KG-MM	IN.	MM	IN.	MM	IN.	MM	IN.	MM		Music Wire	302 Stainless*	316 Stainless
																M	S	S316
LTL016A 30 LTR016A 30	.188	4.78	.016	.41	.110	1.27	.375	9.53	1/8 (.125)	3.18	0.750	19.05	0.155	3.94	8.67	G	J	AA
LTL020B 30 LTR020B 30	.273	6.93	.020	.51	.180	2.07	.500	12.70	3/16 (.188)	4.76	1.000	25.40	0.193	4.90	8.67	G	J	AA
LTL024C 30 LTR024C 30	.359	9.12	.024	.61	.280	3.23	.500	12.70	1/4 (.250)	6.35	1.000	25.40	0.232	5.89	8.67	J	K	AA
LTL026C 30 LTR026C 30	.364	9.25	.026	.66	.380	4.38	.500	12.70			1.000	25.40	0.251	6.38	8.67	J	K	AA
LTL029C 30 LTR029C 30	.367	9.32	.029	.74	.530	6.11	.500	12.70			1.000	25.40	0.309	7.85	9.67	J	K	AB
LTL032C 30 LTR032C 30	.371	9.42	.032	.81	.700	8.07	.500	12.70			1.000	25.40	0.373	9.47	10.67	K	L	AC
LTL035C 30 LTR035C 30	.377	9.58	.035	.89	.990	11.41	.625	15.88	5/16 (.313)	7.94	1.250	31.75	0.408	10.36	10.67	L	M	AD
LTL038D 30 LTR038D 30	.462	11.73	.038	.97	1.240	14.29	.625	15.88			1.250	31.75	0.405	10.29	9.67	L	M	AD
LTL040D 30 LTR040D 30	.463	11.76	.040	1.02	1.370	15.78	.625	15.88			1.250	31.75	0.467	11.86	10.67	L	M	AE
LTL042D 30 LTR042D 30	.464	11.79	.042	1.07	1.500	17.28	1.000	25.40			2.000	50.80	0.532	13.51	11.67	N	P	AG
LTL045D 30 LTR045D 30	.470	11.94	.045	1.14	1.960	22.58	1.000	25.40	3/8 (.375)	9.53	2.000	50.80	0.570	14.48	11.67	N	P	AG
LTL049E 30 LTR049E 30	.558	14.17	.049	1.24	2.540	29.26	1.000	25.40			2.000	50.80	0.572	14.53	10.67	P	R	AL
LTL055E 30 LTR055E 30	.564	14.33	.055	1.40	3.380	38.94	1.000	25.40			2.000	50.80	0.752	19.10	12.67	U	W	AS
LTL059E 30 LTR059E 30	.570	14.48	.059	1.50	4.120	47.47	1.000	25.40			2.000	50.80	0.865	21.97	13.67	X	Y	AT
LTL063E 30 LTR063E 30	.577	14.66	.063	1.59	4.970	57.26	1.000	25.40	1/2 (.500)	12.70	2.000	50.80	0.917	23.29	13.67	X	Y	AT
LTL072F 30 LTR072F 30	.750	19.05	.072	1.83	7.520	86.64	1.000	25.40			2.000	50.80	0.912	23.16	11.67	Y	Z	SPECIAL ORDER
LTL080F 30 LTR080F 30	.763	19.38	.080	2.03	10.240	117.98	1.250	31.75	5/8 (.625)	15.88	2.500	63.50	1.173	29.79	13.67	AA	AB	SPECIAL ORDER
LTL085G 30 LTR085G 30	.927	23.55	.085	2.16	11.760	135.49	1.250	31.75			2.500	63.50	1.162	29.51	12.67	AB	AC	SPECIAL ORDER
LTL092G 30 LTR092G 30	.938	23.83	.092	2.32	14.790	170.40	1.500	38.10			3.000	76.20	1.251	31.78	12.67	AB	AC	SPECIAL ORDER
LTL095G 30 LTR095G 30	.943	23.95	.095	2.41	16.290	187.68	1.500	38.10	3/4 (.750)	19.05	3.000	76.20	1.393	35.38	13.67	AD	AE	SPECIAL ORDER
LTL105H 30 LTR105H 30	1.114	28.30	.105	2.67	21.040	242.41	1.750	44.45			3.500	88.90	1.540	39.12	13.67	AG	AJ	SPECIAL ORDER
LTL112H 30 LTR112H 30	1.128	28.65	.112	2.84	26.940	310.39	2.000	50.80			4.000	101.60	1.643	41.73	13.67	AG	AJ	SPECIAL ORDER
LTL125H 30 LTR125H 30	1.145	29.08	.125	3.18	34.020	391.96	2.000	50.80			4.000	101.60	2.208	56.08	16.67	AJ	AK	SPECIAL ORDER
LTL135H 30 LTR135H 30	1.162	29.51	.135	3.43	43.290	498.76	2.000	50.80	4.000	101.60	2.520	64.01	17.67	AK	AL	SPECIAL ORDER		

TORSION SPRINGS



### SPECIAL INSTRUCTIONS FOR TORSION SERIES

**STOCK NUMBERS:** Add "M" to end of Stock Number for Music Wire; "S" for Type 302 Stainless; "S316" for Type 316 Stainless.

**PRICING:** See Inside Back Cover for up to 199 pricing. To price or order up to 1000 pcs., visit leespring.com; 1000+ pcs. contact Lee Spring.

**CALCULATIONS:** Torque shown is for Music Wire. For Type 302 Stainless, multiply figures shown by (0.933). For Type 316 Stainless, the Torque and Deflection should be reduced approximately 65%–90% that of Type 302 Stainless version. Visit leespring.com for more information regarding any S316 Stainless product calculations.

\*Note: Type 302 may be substituted with Type 304 at Lee Spring's discretion. \*\*Wires 0.025" and less are Instrument Torsion, see note on Page 5 under Finish



# TORSION SPRINGS: 360° FREE POSITION (INCH)

Music Wire (Plated\*\*) or 302 Stainless Steel\* (Passivated) or 316 Stainless Steel (Passivated Ultrasonically Cleaned),

LTL - Left Hand Wound; LTR - Right Hand Wound

LEE STOCK NUMBER	OUTSIDE DIAMETER		WIRE DIAMETER		TORQUE @ 360° DEFLECTION (T) (See Footnote)		RADIUS (R)		SUGGESTED MANDREL SIZE		LENGTH OF LEG (A)		BODY LENGTH APPROX. (L)		NUMBER OF COILS	PRICE GROUP		
	IN.	MM	IN.	MM	IN.-LB.	KG-MM	IN.	MM	IN.	MM	IN.	MM	IN.	MM		Music Wire	302 Stainless*	316 Stainless
																M	S	S316
LTL012A 06 LTR012A 06	.174	4.42	.012	.30	.050	.58	.250	6.35	1/8 (.125)	3.18	0.500	12.70	0.112	2.84	7.50	G	J	Z
LTL014A 06 LTR014A 06	.204	5.18	.014	.36	.075	.86	.375	9.53	9/64 (.141)	3.57	0.750	19.05	0.124	3.15	7.50	G	J	AA
LTL015B 06 LTR015B 06	.208	5.28	.015	.38	.100	1.15	.375	9.53			0.750	19.05	0.132	3.35	7.50	G	J	AA
LTL012A 08 LTR012A 08	.221	5.61	.012	.30	.050	.58	.375	9.53	5/32 (.156)	3.97	0.750	19.05	0.078	1.98	5.50	G	J	Z
LTL018C 06 LTR018C 06	.234	5.94	.018	.46	.150	1.73	.375	9.53	11/64 (.172)	4.37	0.750	19.05	0.200	5.08	9.50	G	J	AA
LTL017C 06 LTR017C 06	.235	5.97	.017	.43	.125	1.44	.375	9.53			0.750	19.05	0.167	4.24	8.50	G	J	AA
LTL020D 06 LTR020D 06	.254	6.45	.020	.51	.200	2.30	.500	12.70			1.000	25.40	0.215	5.46	9.50	G	J	AA
LTL015B 08 LTR015B 08	.271	6.88	.015	.38	.100	1.15	.500	12.70	3/16 (.188)	4.76	1.000	25.40	0.098	2.49	5.50	G	J	AA
LTL023D 06 LTR023D 06	.271	6.88	.023	.58	.330	3.80	.500	12.70			1.000	25.40	0.250	6.35	9.50	G	J	AA
LTL021D 06 LTR021D 06	.272	6.91	.021	.53	.250	2.88	.500	12.70			1.000	25.40	0.230	5.84	9.50	G	J	AA
LTL014A 08 LTR014A 08	.273	6.93	.014	.36	.075	.86	.375	9.53			0.750	19.05	0.091	2.31	5.50	G	J	AA
LTL017C 08 LTR017C 08	.303	7.70	.017	.43	.125	1.44	.500	12.70	7/32 (.219)	5.56	1.000	25.40	0.128	3.25	6.50	G	J	AA
LTL025E 06 LTR025E 06	.325	8.26	.025	.64	.420	4.84	.500	12.70	15/64 (.234)	5.95	1.000	25.40	0.275	6.99	9.50	G	J	AA
LTL028E 06 LTR028E 06	.355	9.02	.028	.71	.550	6.34	.500	12.70	1/4 (.250)	6.35	1.000	25.40	0.305	7.75	9.50	J	K	AB
LTL018C 08 LTR018C 08	.371	9.42	.018	.46	.150	1.73	.500	12.70	17/64 (.266)	6.75	1.000	25.40	0.117	2.97	5.50	J	K	AB
LTL032F 06 LTR032F 06	.382	9.70	.032	.81	.875	10.08	.500	12.70			1.000	25.40	0.345	8.76	9.50	J	K	AC
LTL030F 06 LTR030F 06	.410	10.41	.030	.76	.680	7.83	.500	12.70	19/64 (.297)	7.54	1.000	25.40	0.325	8.26	9.50	J	K	AC
LTL021D 08 LTR021D 08	.414	10.52	.021	.53	.250	2.88	.500	12.70			1.000	25.40	0.136	3.45	5.50	J	K	AB
LTL020D 08 LTR020D 08	.424	10.77	.020	.51	.200	2.30	.625	15.88	5/16 (.313)	7.94	1.250	31.75	0.130	3.30	5.50	J	K	AB
LTL023D 08 LTR023D 08	.451	11.46	.023	.58	.330	3.80	.625	15.88	21/64 (.328)	8.33	1.250	31.75	0.150	3.81	5.50	K	L	AC
LTL035G 06 LTR035G 06	.472	11.99	.035	.89	1.070	12.33	.625	15.88	11/32 (.344)	8.73	1.250	31.75	0.380	9.65	9.50	K	L	AD
LTL025E 08 LTR025E 08	.495	12.57	.025	.64	.420	4.84	.625	15.88	23/64 (.359)	9.13	1.250	31.75	0.162	4.11	5.50	J	K	AB
LTL040H 06 LTR040H 06	.508	12.90	.040	1.02	1.500	17.28	1.000	25.40	3/8 (.375)	9.53	2.000	50.80	0.470	11.94	10.50	L	M	AE
LTL038G 06 LTR038G 06	.514	13.06	.038	.97	1.280	14.75	.625	15.88			1.250	31.75	0.410	10.41	9.50	K	L	AD

### SPECIAL INSTRUCTIONS FOR TORSION SERIES

**STOCK NUMBERS:** Add "M" to end of Stock Number for Music Wire; "S" for Type 302 Stainless; "S316" for Type 316 Stainless.

**PRICING:** See Inside Back Cover for up to 199 pricing. To price or order up to 1000 pcs., visit [leespring.com](http://leespring.com); 1000+ pcs. contact Lee Spring.

**CALCULATIONS:** Torque shown is for Music Wire. For Type 302 Stainless, multiply figures shown by (0.933). For Type 316 Stainless, the Torque and Deflection should be reduced approximately 65%–90% that of Type 302 Stainless version. Visit [leespring.com](http://leespring.com) for more information regarding any S316 Stainless product calculations.

\*Note: Type 302 may be substituted with Type 304 at Lee Spring's discretion. \*\*Wires 0.025" and less are Instrument Torsion, see note on Page 5 under Finish



# TORSION SPRINGS: 360° FREE POSITION (INCH)

*Music Wire (Plated\*\*) or 302 Stainless Steel\* (Passivated) or 316 Stainless Steel (Passivated Ultrasonically Cleaned),*

*LTL - Left Hand Wound; LTR - Right Hand Wound*

LEE STOCK NUMBER	OUTSIDE DIAMETER		WIRE DIAMETER		TORQUE @ 360° DEFLECTION (T) (See Footnote)		RADIUS (R)		SUGGESTED MANDREL SIZE		LENGTH OF LEG (A)		BODY LENGTH APPROX. (L)		NUMBER OF COILS	PRICE GROUP		
	IN.	MM	IN.	MM	IN.-LB.	KG-MM	IN.	MM	IN.	MM	IN.	MM	IN.	MM		Music Wire	302 Stainless*	316 Stainless
																M	S	S316
LTL045H 06 LTR045H 06	.549	13.94	.045	1.14	2.150	24.77	1.000	25.40	25/64 (.391)	9.92	2.000	50.80	0.530	13.46	10.50	L	M	AE
LTL028E 08 LTR028E 08	.592	15.04	.028	.71	.550	6.34	1.000	25.40	7/16 (.438)	11.11	2.000	50.80	0.182	4.62	5.50	P	R	AG
LTL048J 06 LTR048J 06	.595	15.11	.048	1.22	2.750	31.68	1.000	25.40			2.000	50.80	0.570	14.48	10.50	P	R	AL
LTL051J 06 LTR051J 06	.628	15.95	.051	1.30	3.100	35.72	1.000	25.40	29/64 (.453)	11.51	2.000	50.80	0.600	15.24	10.50	P	R	AL
LTL030F 08 LTR030F 08	.632	16.05	.030	.76	.680	7.83	1.000	25.40			2.000	50.80	0.195	4.95	5.50	P	R	AG
LTL032F 08 LTR032F 08	.637	16.18	.032	.81	.875	10.08	1.000	25.40	15/32 (.469)	11.91	2.000	50.80	0.208	5.28	5.50	S	T	AJ
LTL040H 08 LTR040H 08	.672	17.07	.040	1.02	1.500	17.28	1.000	25.40	1/2 (.500)	12.70	2.000	50.80	0.340	8.64	7.50	S	T	AJ
LTL054K 06 LTR054K 06	.694	17.63	.054	1.37	3.500	40.33	1.000	25.40	33/64 (.516)	13.10	2.000	50.80	0.690	17.53	11.50	U	W	AP
LTL059K 06 LTR059K 06	.709	18.01	.059	1.50	4.500	51.85	1.000	25.40			2.000	50.80	0.750	19.05	11.50	X	Y	AS
LTL035G 08 LTR035G 08	.743	18.87	.035	.89	1.070	12.33	1.000	25.40	35/64 (.547)	13.89	2.000	50.80	0.228	5.79	5.50	X	Y	AL
LTL045H 08 LTR045H 08	.751	19.08	.045	1.14	2.150	24.77	1.000	25.40	9/16 (.563)	14.29	2.000	50.80	0.382	9.70	7.50	X	Y	AL
LTL048J 08 LTR048J 08	.763	19.38	.048	1.22	2.750	31.68	1.000	25.40			2.000	50.80	0.408	10.36	7.50	X	Y	AL
LTL063L 06 LTR063L 06	.798	20.27	.063	1.59	5.500	63.37	1.000	25.40	19/32 (.594)	15.08	2.000	50.80	0.788	20.02	11.50	X	Y	AS
LTL063L 08 LTR063L 08	.830	21.08	.060	1.52	5.500	63.37	1.000	25.40	39/64 (.609)	15.48	2.000	50.80	0.570	14.48	8.50	X	Y	AS
LTL070M 06 LTR070M 06	.843	21.41	.070	1.78	7.500	86.41	1.000	25.40	5/8 (.625)	15.88	2.000	50.80	0.890	22.61	11.50	AB	AC	SPECIAL ORDER
LTL054K 08 LTR054K 08	.848	21.54	.054	1.37	3.500	40.33	1.000	25.40	41/64 (.641)	16.27	2.000	50.80	0.513	13.03	8.50	AB	AC	AP
LTL051J 08 LTR051J 08	.859	21.82	.051	1.30	3.100	35.72	1.000	25.40			2.000	50.80	0.434	11.02	7.50	AB	AC	AP
LTL038G 08 LTR038G 08	.861	21.87	.038	.97	1.280	14.75	1.000	25.40	5/8 (.625)	15.88	2.000	50.80	0.247	6.27	5.50	AC	AD	AR
LTL059K 08 LTR059K 08	.939	23.85	.059	1.50	4.500	51.85	1.000	25.40	45/64 (.703)	17.86	2.000	50.80	0.560	14.22	8.50	AC	AD	AS
LTL075M 06 LTR075M 06	.985	25.02	.075	1.91	9.203	106.03	1.000	25.40	47/64 (.734)	18.65	2.000	50.80	0.880	22.35	10.50	AC	AD	SPECIAL ORDER
LTL078N 06 LTR078N 06	1.015	25.78	.078	1.98	10.450	120.40	1.000	25.40	3/4 (.750)	19.05	2.000	50.80	0.897	22.78	10.50	AC	AD	SPECIAL ORDER
LTL085N 06 LTR085N 06	1.066	27.08	.085	2.16	12.861	148.18	1.250	31.75	25/32 (.781)	19.84	2.500	63.50	1.063	27.00	11.50	AD	AE	SPECIAL ORDER
LTL070M 08 LTR070M 08	1.116	28.35	.070	1.78	7.500	86.41	1.500	38.10	27/32 (.844)	21.43	3.000	76.20	0.665	16.89	8.50	AE	AG	SPECIAL ORDER
LTL095P 06 LTR095P 06	1.243	31.57	.095	2.41	17.148	197.57	1.500	38.10	7/8 (.875)	22.23	3.000	76.20	1.188	30.18	11.50	AE	AG	SPECIAL ORDER

### SPECIAL INSTRUCTIONS FOR TORSION SERIES

**STOCK NUMBERS:** Add "M" to end of Stock Number for Music Wire; "S" for Type 302 Stainless; "S316" for Type 316 Stainless.

**PRICING:** See Inside Back Cover for up to 199 pricing. To price or order up to 1000 pcs., visit leespring.com; 1000+ pcs. contact Lee Spring.

**CALCULATIONS:** Torque shown is for Music Wire. For Type 302 Stainless, multiply figures shown by (0.933). For Type 316 Stainless, the Torque and Deflection should be reduced approximately 65%–90% that of Type 302 Stainless version. Visit leespring.com for more information regarding any S316 Stainless product calculations.

\*Note: Type 302 may be substituted with Type 304 at Lee Spring's discretion. \*\*Wires 0.025" and less are Instrument Torsion, see note on Page 5 under Finish

TORSION SPRINGS



# TORSION SPRINGS: 360° FREE POSITION (INCH)

Music Wire (Plated\*\*) or 302 Stainless Steel\* (Passivated) or 316 Stainless Steel (Passivated Ultrasonically Cleaned),

LTL - Left Hand Wound; LTR - Right Hand Wound

LEE STOCK NUMBER	OUTSIDE DIAMETER		WIRE DIAMETER		TORQUE @ 360° DEFLECTION (T) (See Footnote)		RADIUS (R)		SUGGESTED MANDREL SIZE		LENGTH OF LEG (A)		BODY LENGTH APPROX. (L)		NUMBER OF COILS	PRICE GROUP		
	IN.	MM	IN.	MM	IN.-LB.	KG-MM	IN.	MM	IN.	MM	IN.	MM	IN.	MM		Music Wire	302 Stainless*	316 Stainless
																M	S	S316
LTL075M 08 LTR075M 08	1.348	34.24	.075	1.91	9.203	106.03	1.750	44.45	1 1/64 (1.016)	25.80	3.500	88.90	0.638	16.21	7.50	AG	AJ	SPECIAL ORDER
LTL105Q 06 LTR105Q 06	1.369	34.77	.105	2.67	21.000	241.95	1.750	44.45	1 1/32 (1.031)	26.19	3.500	88.90	1.418	36.02	12.50	AG	AJ	SPECIAL ORDER
LTL078N 08 LTR078N 08	1.390	35.31	.078	1.98	10.450	120.40	1.750	44.45	1 3/64 (1.047)	26.59	3.500	88.90	0.663	16.84	7.50	AJ	AK	SPECIAL ORDER
LTL085N 08 LTR085N 08	1.412	35.86	.085	2.16	12.860	148.17	2.000	50.80	1 5/64 (1.078)	27.38	4.000	101.60	0.808	20.52	8.50	AJ	AK	SPECIAL ORDER
LTL115R 06 LTR115R 06	1.465	37.21	.115	2.92	28.000	322.60	2.000	50.80	1 3/32 (1.094)	27.78	4.000	101.60	1.553	39.45	12.50	AJ	AK	SPECIAL ORDER
LTL125S 06 LTR125S 06	1.605	40.77	.125	3.18	32.000	368.69	2.000	50.80	1 7/32 (1.219)	30.96	4.000	101.60	1.938	49.23	14.50	AK	AL	SPECIAL ORDER
LTL095P 08 LTR095P 08	1.648	41.86	.095	2.41	17.140	197.48	2.000	50.80	1 1/4 (1.250)	31.75	4.000	101.60	0.902	22.91	8.50	AK	AL	SPECIAL ORDER
LTL135T 06 LTR135T 06	1.755	44.58	.135	3.43	40.000	460.86	2.000	50.80	1 21/64 (1.328)	33.73	4.000	101.60	2.093	53.16	14.50	AL	AM	SPECIAL ORDER
LTL105Q 08 LTR105Q 08	1.797	45.64	.105	2.67	21.000	241.95	2.000	50.80	1 3/8 (1.375)	34.93	4.000	101.60	1.102	27.99	9.50	AL	AM	SPECIAL ORDER
LTL115R 08 LTR115R 08	1.941	49.30	.115	2.92	28.000	322.60	2.000	50.80	1 31/64 (1.484)	37.70	4.000	101.60	1.208	30.68	9.50	AL	AM	SPECIAL ORDER
LTL125S 08 LTR125S 08	1.968	49.99	.125	3.18	32.000	368.69	2.000	50.80	1 33/64 (1.516)	38.50	4.000	101.60	1.562	39.67	11.50	AL	AM	SPECIAL ORDER
LTL135T 08 LTR135T 08	2.141	54.38	.135	3.43	40.000	460.86	2.125	53.98	1 21/32 (1.656)	42.07	4.250	107.95	1.688	42.88	11.50	AL	AM	SPECIAL ORDER

### SPECIAL INSTRUCTIONS FOR TORSION SERIES

**STOCK NUMBERS:** Add "M" to end of Stock Number for Music Wire; "S" for Type 302 Stainless; "S316" for Type 316 Stainless.

**PRICING:** See Inside Back Cover for up to 199 pricing. To price or order up to 1000 pcs., visit leespring.com; 1000+ pcs. contact Lee Spring.

**CALCULATIONS:** Torque shown is for Music Wire. For Type 302 Stainless, multiply figures shown by (0.933). For Type 316 Stainless, the Torque and Deflection should be reduced approximately 65%–90% that of Type 302 Stainless version. Visit leespring.com for more information regarding any S316 Stainless product calculations.

\*Note: Type 302 may be substituted with Type 304 at Lee Spring's discretion. \*\*Wires 0.025" and less are Instrument Torsion, see note on Page 5 under Finish

# TORSION SPRINGS: 90° FREE POSITION (METRIC)

*Music Wire (Plated\*\*) or Stainless Steel (Passivated), LTML - Left Hand Wound; LTMR - Right Hand Wound*

LEE STOCK NUMBER	OUTSIDE DIAMETER		WIRE DIAMETER		TORQUE (T)		DEFLECTION TO RATED TORQUE	RADIUS (R)		SUGGESTED MANDREL SIZE		LENGTH OF LEG (A)		BODY LENGTH APPROX. (L)		NUMBER OF COILS	PRICE GROUP	
	MM	IN.	MM	IN.	N-MM	IN.-LB.	DEG(°)	MM	IN.	MM	IN.	MM	IN.	MM	IN.		Music Wire	302 Stainless*
LTML040A 01 LTMR040A 01	2.8	.110	.40	.016	9.97	.088	68	8.0	.315	1.5	.059	16	.630	2.0	.079	4.25	G	J
LTML040A 07 LTMR040A 07	2.8	.110	.40	.016	9.97	.088	36	8.0	.315	1.5	.059	16	.630	1.2	.047	2.25	G	J
LTML050B 01 LTMR050B 01	3.5	.138	.50	.020	17.90	.159	64	10.0	.394	2.0	.079	20	.787	2.5	.098	4.25	G	J
LTML050B 07 LTMR050B 07	3.5	.138	.50	.020	17.90	.159	34	10.0	.394	2.0	.079	20	.787	1.5	.059	2.25	G	J
LTML040C 01 LTMR040C 01	3.8	.150	.40	.016	9.97	.088	96	8.0	.315	2.5	.098	16	.630	2.0	.079	4.25	G	J
LTML040C 07 LTMR040C 07	3.8	.150	.40	.016	9.97	.088	51	8.0	.315	2.5	.098	16	.630	1.2	.047	2.25	G	J
LTML060D 01 LTMR060D 01	4.2	.165	.60	.024	31.94	.283	63	11.0	.433	2.5	.098	22	.866	3.0	.118	4.25	G	J
LTML060D 07 LTMR060D 07	4.2	.165	.60	.024	31.94	.283	34	11.0	.433	2.5	.098	22	.866	1.8	.071	2.25	G	J
LTML050E 01 LTMR050E 01	4.5	.177	.50	.020	17.90	.159	86	10.0	.394	3.0	.118	20	.787	2.5	.098	4.25	G	J
LTML050E 07 LTMR050E 07	4.5	.177	.50	.020	17.90	.159	45	10.0	.394	3.0	.118	20	.787	1.5	.059	2.25	G	J
LTML075F 01 LTMR075F 01	5.0	.197	.75	.030	58.84	.521	59	12.5	.492	3.0	.118	25	.984	3.8	.148	4.25	G	J
LTML075F 07 LTMR075F 07	5.0	.197	.75	.030	58.84	.521	31	12.5	.492	3.0	.118	25	.984	2.3	.089	2.25	G	J
LTML040G 01 LTMR040G 01	5.8	.228	.40	.016	9.97	.088	153	8.0	.315	4.0	.157	16	.630	2.0	.079	4.25	G	J
LTML040G 07 LTMR040G 07	5.8	.228	.40	.016	9.97	.088	81	8.0	.315	4.0	.157	16	.630	1.2	.047	2.25	G	J
LTML060H 01 LTMR060H 01	6.2	.244	.60	.024	31.94	.283	99	11.0	.433	4.0	.157	22	.866	3.0	.118	4.25	G	J
LTML060H 07 LTMR060H 07	6.2	.244	.60	.024	31.94	.283	52	11.0	.433	4.0	.157	22	.866	1.8	.071	2.25	G	J
LTML050J 01 LTMR050J 01	7.0	.276	.50	.020	17.90	.159	139	10.0	.394	5.0	.197	20	.787	2.5	.098	4.25	G	J
LTML050J 07 LTMR050J 07	7.0	.276	.50	.020	17.90	.159	74	10.0	.394	5.0	.197	20	.787	1.5	.059	2.25	G	J
LTML100J 01 LTMR100J 01	7.0	.276	1.00	.039	136.12	1.205	61	17.5	.689	4.0	.157	35	1.378	5.0	.197	4.25	G	J
LTML100J 07 LTMR100J 07	7.0	.276	1.00	.039	136.12	1.205	32	17.5	.689	4.0	.157	35	1.378	3.0	.118	2.25	G	J
LTML075K 01 LTMR075K 01	7.5	.295	.75	.030	58.84	.521	94	12.5	.492	5.0	.197	25	.984	3.8	.148	4.25	G	J
LTML075K 07 LTMR075K 07	7.5	.295	.75	.030	58.84	.521	50	12.5	.492	5.0	.197	25	.984	2.3	.089	2.25	G	J
LTML060L 01 LTMR060L 01	8.2	.323	.60	.024	31.94	.283	134	11.0	.433	6.0	.236	22	.866	3.0	.118	4.25	J	K
LTML060L 07 LTMR060L 07	8.2	.323	.60	.024	31.94	.283	71	11.0	.433	6.0	.236	22	.866	1.8	.071	2.25	G	J

TORSION SPRINGS

### SPECIAL INSTRUCTIONS FOR TORSION SERIES

**STOCK NUMBERS:** Add "M" to end of Stock Number for Music Wire; "S" for Type 302 Stainless.

**PRICING:** See Inside Back Cover for up to 199 pricing. To price or order up to 1000 pcs., visit [leespring.com](http://leespring.com); 1000+ pcs. contact Lee Spring.

**CALCULATIONS:** Torque shown is for Music Wire. For Type 302 Stainless, multiply figures shown by (0.933).

\*Note: Type 302 may be substituted with Type 304 at Lee Spring's discretion. \*\*Wires 0.025" and less are Instrument Torsion, see note Page 5 under Finish.

# TORSION SPRINGS: 90° FREE POSITION (METRIC)

Music Wire (Plated\*\*) or Stainless Steel (Passivated), LTML - Left Hand Wound; LTMR - Right Hand Wound

LEE STOCK NUMBER	OUTSIDE DIAMETER		WIRE DIAMETER		TORQUE (T)		DEFLECTION TO RATED TORQUE	RADIUS (R)		SUGGESTED MANDREL SIZE		LENGTH OF LEG (A)		BODY LENGTH APPROX. (L)		NUMBER OF COILS	PRICE GROUP	
	MM	IN.	MM	IN.	N-MM	IN.-LB.	DEG(°)	MM	IN.	MM	IN.	MM	IN.	MM	IN.		M	S
LTML125M 01 LTMR125M 01	8.5	.335	1.25	.049	255.09	2.258	57	20.0	.787	5.0	.197	40	1.575	6.3	.246	4.25	K	L
LTML125M 07 LTMR125M 07	8.5	.335	1.25	.049	255.09	2.258	30	20.0	.787	5.0	.197	40	1.575	3.8	.148	2.25	J	K
LTML100N 01 LTMR100N 01	9.0	.354	1.00	.039	136.12	1.205	81	17.5	.689	6.0	.236	35	1.378	5.0	.197	4.25	K	L
LTML100N 07 LTMR100N 07	9.0	.354	1.00	.039	136.12	1.205	43	17.5	.689	6.0	.236	35	1.378	3.0	.118	2.25	J	K
LTML150P 01 LTMR150P 01	10.0	.394	1.50	.059	425.51	3.767	53	22.5	.886	6.0	.236	45	1.772	7.5	.295	4.25	L	M
LTML150P 07 LTMR150P 07	10.0	.394	1.50	.059	425.51	3.767	28	22.5	.886	6.0	.236	45	1.772	4.5	.177	2.25	L	M
LTML075Q 01 LTMR075Q 01	10.5	.413	0.75	.030	58.84	.521	135	12.5	.492	8.0	.315	25	.984	3.8	.148	4.25	P	R
LTML075Q 07 LTMR075Q 07	10.5	.413	0.75	.030	58.84	.521	72	12.5	.492	8.0	.315	25	.984	2.3	.089	2.25	L	M
LTML125R 01 LTMR125R 01	11.5	.453	1.25	.049	255.09	2.258	80	20.0	.787	8.0	.315	40	1.575	6.3	.246	4.25	R	S
LTML125R 07 LTMR125R 07	11.5	.453	1.25	.049	255.09	2.258	42	20.0	.787	8.0	.315	40	1.575	3.8	.148	2.25	P	R
LTML200S 01 LTMR200S 01	13.0	.512	2.00	.079	978.56	8.663	50	30.0	1.181	8.0	.315	60	2.362	10.0	.394	4.25	U	W
LTML200S 07 LTMR200S 07	13.0	.512	2.00	.079	978.56	8.663	27	30.0	1.181	8.0	.315	60	2.362	6.0	.236	2.25	U	W
LTML100T 01 LTMR100T 01	14.0	.551	1.00	.039	136.12	1.205	132	17.5	.689	10.0	.394	35	1.378	5.0	.197	4.25	W	X
LTML100T 07 LTMR100T 07	14.0	.551	1.00	.039	136.12	1.205	70	17.5	.689	10.0	.394	35	1.378	3.0	.118	2.25	U	W
LTML150U 01 LTMR150U 01	15.0	.591	1.50	.059	425.51	3.767	85	22.5	.886	10.0	.394	45	1.772	7.5	.295	4.25	Y	Z
LTML150U 07 LTMR150U 07	15.0	.591	1.50	.059	425.51	3.767	45	22.5	.886	10.0	.394	45	1.772	4.5	.177	2.25	W	X
LTML125V 01 LTMR125V 01	16.5	.650	1.25	.049	255.09	2.258	119	20.0	.787	12.0	.472	40	1.575	6.3	.246	4.25	Z	AA
LTML125V 07 LTMR125V 07	16.5	.650	1.25	.049	255.09	2.258	63	20.0	.787	12.0	.472	40	1.575	3.8	.148	2.25	Y	Z
LTML200W 01 LTMR200W 01	18.0	.709	2.00	.079	978.56	8.663	73	30.0	1.181	12.0	.472	60	2.362	10.0	.394	4.25	AA	AB
LTML200W 07 LTMR200W 07	18.0	.709	2.00	.079	978.56	8.663	39	30.0	1.181	12.0	.472	60	2.362	6.0	.236	2.25	AA	AB
LTML150X 01 LTMR150X 01	20.0	.787	1.50	.059	425.51	3.767	116	22.5	.886	15.0	.591	45	1.772	7.5	.295	4.25	AB	AC
LTML150X 07 LTMR150X 07	20.0	.787	1.50	.059	425.51	3.767	62	22.5	.886	15.0	.591	45	1.772	4.5	.177	2.25	AB	AC
LTML200Y 01 LTMR200Y 01	27.0	1.063	2.00	.079	978.56	8.663	114	30.0	1.181	20.0	.787	60	2.362	10.0	.394	4.25	AE	AG
LTML200Y 07 LTMR200Y 07	27.0	1.063	2.00	.079	978.56	8.663	60	30.0	1.181	20.0	.787	60	2.362	6.0	.236	2.25	AC	AD

### SPECIAL INSTRUCTIONS FOR TORSION SERIES

**STOCK NUMBERS:** Add "M" to end of Stock Number for Music Wire; "S" for Type 302 Stainless.

**PRICING:** See Inside Back Cover for up to 199 pricing. To price or order up to 1000 pcs., visit [leespring.com](http://leespring.com); 1000+ pcs. contact Lee Spring.

**CALCULATIONS:** Torque shown is for Music Wire. For Type 302 Stainless, multiply figures shown by (0.933).

\*Note: Type 302 may be substituted with Type 304 at Lee Spring's discretion. \*\*Wires 0.025" and less are Instrument Torsion, see note Page 5 under Finish.

TORSION SPRINGS

# TORSION SPRINGS: 180° FREE POSITION (METRIC)

*Music Wire (Plated\*\*) or Stainless Steel (Passivated), LTML - Left Hand Wound; LTMR - Right Hand Wound*

LEE STOCK NUMBER	OUTSIDE DIAMETER		WIRE DIAMETER		TORQUE (T)		DEFLECTION TO RATED TORQUE	RADIUS (R)		SUGGESTED MANDREL SIZE		LENGTH OF LEG (A)		BODY LENGTH APPROX. (L)		NUMBER OF COILS	PRICE GROUP	
	MM	IN.	MM	IN.	N-MM	IN.-LB.	DEG(°)	MM	IN.	MM	IN.	MM	IN.	MM	IN.		Music Wire	302 Stainless*
LTML040A 02 LTMR040A 02	2.8	.110	.40	.016	9.97	.088	192	8.0	.315	1.5	.059	16	.630	5.2	.205	12.00	G	J
LTML040A 04 LTMR040A 04	2.8	.110	.40	.016	9.97	.088	48	8.0	.315	1.5	.059	16	.630	1.6	.063	3.00	G	J
LTML050B 02 LTMR050B 02	3.5	.138	.50	.020	17.90	.159	181	10.0	.394	2.0	.079	20	.787	6.5	.256	12.00	G	J
LTML050B 04 LTMR050B 04	3.5	.138	.50	.020	17.90	.159	45	10.0	.394	2.0	.079	20	.787	2.0	.079	3.00	G	J
LTML040C 02 LTMR040C 02	3.8	.150	.40	.016	9.97	.088	272	8.0	.315	2.5	.098	16	.630	5.2	.205	12.00	G	J
LTML040C 04 LTMR040C 04	3.8	.150	.40	.016	9.97	.088	68	8.0	.315	2.5	.098	16	.630	1.6	.063	3.00	G	J
LTML060D 02 LTMR060D 02	4.2	.165	.60	.024	31.94	.283	179	11.0	.433	2.5	.098	22	.866	7.8	.307	12.00	G	J
LTML060D 04 LTMR060D 04	4.2	.165	.60	.024	31.94	.283	45	11.0	.433	2.5	.098	22	.866	2.4	.094	3.00	G	J
LTML050E 02 LTMR050E 02	4.5	.177	.50	.020	17.90	.159	242	10.0	.394	3.0	.118	20	.787	6.5	.256	12.00	G	J
LTML050E 04 LTMR050E 04	4.5	.177	.50	.020	17.90	.159	60	10.0	.394	3.0	.118	20	.787	2.0	.079	3.00	G	J
LTML075F 02 LTMR075F 02	5.0	.197	.75	.030	58.84	.521	167	12.5	.492	3.0	.118	25	.984	9.8	.384	12.00	J	K
LTML075F 04 LTMR075F 04	5.0	.197	.75	.030	58.84	.521	42	12.5	.492	3.0	.118	25	.984	3.0	.118	3.00	G	J
LTML040G 02 LTMR040G 02	5.8	.228	.40	.016	9.97	.088	432	8.0	.315	4.0	.157	16	.630	5.2	.205	12.00	J	K
LTML040G 04 LTMR040G 04	5.8	.228	.40	.016	9.97	.088	108	8.0	.315	4.0	.157	16	.630	1.6	.063	3.00	G	J
LTML060H 02 LTMR060H 02	6.2	.244	.60	.024	31.94	.283	278	11.0	.433	4.0	.157	22	.866	7.8	.307	12.00	J	K
LTML060H 04 LTMR060H 04	6.2	.244	.60	.024	31.94	.283	70	11.0	.433	4.0	.157	22	.866	2.4	.094	3.00	G	J
LTML050J 02 LTMR050J 02	7.0	.276	.50	.020	17.90	.159	391	10.0	.394	5.0	.197	20	.787	6.5	.256	12.00	J	K
LTML050J 04 LTMR050J 04	7.0	.276	.50	.020	17.90	.159	98	10.0	.394	5.0	.197	20	.787	2.0	.079	3.00	J	K
LTML100J 02 LTMR100J 02	7.0	.276	1.00	.039	136.12	1.205	172	17.5	.689	4.0	.157	35	1.378	13.0	.512	12.00	K	L
LTML100J 04 LTMR100J 04	7.0	.276	1.00	.039	136.12	1.205	43	17.5	.689	4.0	.157	35	1.378	4.0	.157	3.00	J	K
LTML075K 02 LTMR075K 02	7.5	.295	.75	.030	58.84	.521	265	12.5	.492	5.0	.197	25	.984	9.8	.384	12.00	K	L
LTML075K 04 LTMR075K 04	7.5	.295	.75	.030	58.84	.521	66	12.5	.492	5.0	.197	25	.984	3.0	.118	3.00	J	K
LTML060L 02 LTMR060L 02	8.2	.323	.60	.024	31.94	.283	378	11.0	.433	6.0	.236	22	.866	7.8	.307	12.00	K	L
LTML060L 04 LTMR060L 04	8.2	.323	.60	.024	31.94	.283	94	11.0	.433	6.0	.236	22	.866	2.4	.094	3.00	J	K

TORSION SPRINGS

### SPECIAL INSTRUCTIONS FOR TORSION SERIES

**STOCK NUMBERS:** Add "M" to end of Stock Number for Music Wire; "S" for Type 302 Stainless.

**PRICING:** See Inside Back Cover for up to 199 pricing. To price or order up to 1000 pcs., visit [leespring.com](http://leespring.com); 1000+ pcs. contact Lee Spring.

**CALCULATIONS:** Torque shown is for Music Wire. For Type 302 Stainless, multiply figures shown by (0.933).

\*Note: Type 302 may be substituted with Type 304 at Lee Spring's discretion. \*\*Wires 0.025" and less are Instrument Torsion, see note Page 5 under Finish.

# TORSION SPRINGS: 180° FREE POSITION (METRIC)

Music Wire (Plated\*\*) or Stainless Steel (Passivated), LTML - Left Hand Wound; LTMR - Right Hand Wound

LEE STOCK NUMBER	OUTSIDE DIAMETER		WIRE DIAMETER		TORQUE (T)		DEFLECTION TO RATED TORQUE	RADIUS (R)		SUGGESTED MANDREL SIZE		LENGTH OF LEG (A)		BODY LENGTH APPROX. (L)		NUMBER OF COILS	PRICE GROUP	
	MM	IN.	MM	IN.	N-MM	IN.-LB.	DEG(°)	MM	IN.	MM	IN.	MM	IN.	MM	IN.		Music Wire	302 Stainless*
LTML125M 02 LTMR125M 02	8.5	.335	1.25	.049	255.09	2.258	160	20.0	.787	5.0	.197	40	1.575	16.3	.640	12.00	K	L
LTML125M 04 LTMR125M 04	8.5	.335	1.25	.049	255.09	2.258	40	20.0	.787	5.0	.197	40	1.575	5.0	.197	3.00	J	K
LTML100N 02 LTMR100N 02	9.0	.354	1.00	.039	136.12	1.205	229	17.5	.689	6.0	.236	35	1.378	13.0	.512	12.00	K	L
LTML100N 04 LTMR100N 04	9.0	.354	1.00	.039	136.12	1.205	57	17.5	.689	6.0	.236	35	1.378	4.0	.157	3.00	J	K
LTML150P 02 LTMR150P 02	10.0	.394	1.50	.059	425.51	3.767	151	22.5	.886	6.0	.236	45	1.772	19.5	.768	12.00	M	N
LTML150P 04 LTMR150P 04	10.0	.394	1.50	.059	425.51	3.767	38	22.5	.886	6.0	.236	45	1.772	6.0	.236	3.00	L	M
LTML075Q 02 LTMR075Q 02	10.5	.413	0.75	.030	58.84	.521	382	12.5	.492	8.0	.315	25	.984	9.8	.384	12.00	M	N
LTML075Q 04 LTMR075Q 04	10.5	.413	0.75	.030	58.84	.521	96	12.5	.492	8.0	.315	25	.984	3.0	.118	3.00	L	M
LTML125R 02 LTMR125R 02	11.5	.453	1.25	.049	255.09	2.258	226	20.0	.787	8.0	.315	40	1.575	16.3	.640	12.00	P	R
LTML125R 04 LTMR125R 04	11.5	.453	1.25	.049	255.09	2.258	57	20.0	.787	8.0	.315	40	1.575	5.0	.197	3.00	L	M
LTML200S 02 LTMR200S 02	13.0	.512	2.00	.079	978.56	8.663	142	30.0	1.181	8.0	.315	60	2.362	26.0	1.024	12.00	P	R
LTML200S 04 LTMR200S 04	13.0	.512	2.00	.079	978.56	8.663	35	30.0	1.181	8.0	.315	60	2.362	8.0	.315	3.00	L	M
LTML100T 02 LTMR100T 02	14.0	.551	1.00	.039	136.12	1.205	372	17.5	.689	10.0	.394	35	1.378	13.0	.512	12.00	R	S
LTML100T 04 LTMR100T 04	14.0	.551	1.00	.039	136.12	1.205	93	17.5	.689	10.0	.394	35	1.378	4.0	.157	3.00	P	R
LTML150U 02 LTMR150U 02	15.0	.591	1.50	.059	425.51	3.767	239	22.5	.886	10.0	.394	45	1.772	19.5	.768	12.00	W	X
LTML150U 04 LTMR150U 04	15.0	.591	1.50	.059	425.51	3.767	60	22.5	.886	10.0	.394	45	1.772	6.0	.236	3.00	R	S
LTML125V 02 LTMR125V 02	16.5	.650	1.25	.049	255.09	2.258	337	20.0	.787	12.0	.472	40	1.575	16.3	.640	12.00	Z	AA
LTML125V 04 LTMR125V 04	16.5	.650	1.25	.049	255.09	2.258	84	20.0	.787	12.0	.472	40	1.575	5.0	.197	3.00	R	S
LTML200W 02 LTMR200W 02	18.0	.709	2.00	.079	978.56	8.663	206	30.0	1.181	12.0	.472	60	2.362	26.0	1.024	12.00	AB	AC
LTML200W 04 LTMR200W 04	18.0	.709	2.00	.079	978.56	8.663	52	30.0	1.181	12.0	.472	60	2.362	8.0	.315	3.00	X	Y
LTML150X 02 LTMR150X 02	20.0	.787	1.50	.059	425.51	3.767	328	22.5	.886	15.0	.591	45	1.772	19.5	.768	12.00	AC	AD
LTML150X 04 LTMR150X 04	20.0	.787	1.50	.059	425.51	3.767	82	22.5	.886	15.0	.591	45	1.772	6.0	.236	3.00	Y	Z
LTML200Y 02 LTMR200Y 02	27.0	1.063	2.00	.079	978.56	8.663	323	30.0	1.181	20.0	.787	60	2.362	26.0	1.024	12.00	AE	AG
LTML200Y 04 LTMR200Y 04	27.0	1.063	2.00	.079	978.56	8.663	81	30.0	1.181	20.0	.787	60	2.362	8.0	.315	3.00	AC	AD

### SPECIAL INSTRUCTIONS FOR TORSION SERIES

**STOCK NUMBERS:** Add "M" to end of Stock Number for Music Wire; "S" for Type 302 Stainless.

**PRICING:** See Inside Back Cover for up to 199 pricing. To price or order up to 1000 pcs., visit [leespring.com](http://leespring.com); 1000+ pcs. contact Lee Spring.

**CALCULATIONS:** Torque shown is for Music Wire. For Type 302 Stainless, multiply figures shown by (0.933).

\*Note: Type 302 may be substituted with Type 304 at Lee Spring's discretion. \*\*Wires 0.025" and less are Instrument Torsion, see note Page 5 under Finish.

TORSION SPRINGS



# TORSION SPRINGS: 270° FREE POSITION (METRIC)

*Music Wire (Plated\*\*) or Stainless Steel (Passivated), LTML - Left Hand Wound; LTMR - Right Hand Wound*

LEE STOCK NUMBER	OUTSIDE DIAMETER		WIRE DIAMETER		TORQUE (T)		DEFLECTION TO RATED TORQUE	RADIUS (R)		SUGGESTED MANDREL SIZE		LENGTH OF LEG (A)		BODY LENGTH APPROX. (L)		NUMBER OF COILS	PRICE GROUP	
	MM	IN.	MM	IN.	N-MM	IN.-LB.	DEG(°)	MM	IN.	MM	IN.	MM	IN.	MM	IN.		Music Wire	302 Stainless*
LTML040A 03 LTMR040A 03	2.8	.110	.40	.016	9.97	.088	140	8.0	.315	1.5	.059	16	.630	4.0	.157	8.75	G	J
LTML040A 05 LTMR040A 05	2.8	.110	.40	.016	9.97	.088	44	8.0	.315	1.5	.059	16	.630	1.6	.063	2.75	G	J
LTML050B 03 LTMR050B 03	3.5	.138	.50	.020	17.90	.159	132	10.0	.394	2.0	.079	20	.787	5.0	.197	8.75	G	J
LTML050B 05 LTMR050B 05	3.5	.138	.50	.020	17.90	.159	42	10.0	.394	2.0	.079	20	.787	2.0	.079	2.75	G	J
LTML040C 03 LTMR040C 03	3.8	.150	.40	.016	9.97	.088	198	8.0	.315	2.5	.098	16	.630	4.0	.157	8.75	G	J
LTML040C 05 LTMR040C 05	3.8	.150	.40	.016	9.97	.088	62	8.0	.315	2.5	.098	16	.630	1.6	.063	2.75	G	J
LTML060D 03 LTMR060D 03	4.2	.165	.60	.024	31.94	.283	130	11.0	.433	2.5	.098	22	.866	6.0	.236	8.75	G	J
LTML060D 05 LTMR060D 05	4.2	.165	.60	.024	31.94	.283	41	11.0	.433	2.5	.098	22	.866	2.4	.094	2.75	G	J
LTML050E 03 LTMR050E 03	4.5	.177	.50	.020	17.90	.159	176	10.0	.394	3.0	.118	20	.787	5.0	.197	8.75	G	J
LTML050E 05 LTMR050E 05	4.5	.177	.50	.020	17.90	.159	55	10.0	.394	3.0	.118	20	.787	2.0	.079	2.75	G	J
LTML075F 03 LTMR075F 03	5.0	.197	.75	.030	58.84	.521	121	12.5	.492	3.0	.118	25	.984	7.5	.295	8.75	G	J
LTML075F 05 LTMR075F 05	5.0	.197	.75	.030	58.84	.521	38	12.5	.492	3.0	.118	25	.984	3.0	.118	2.75	G	J
LTML040G 03 LTMR040G 03	5.8	.228	.40	.016	9.97	.088	315	8.0	.315	4.0	.157	16	.630	4.0	.157	8.75	G	J
LTML040G 05 LTMR040G 05	5.8	.228	.40	.016	9.97	.088	99	8.0	.315	4.0	.157	16	.630	1.6	.063	2.75	G	J
LTML060H 03 LTMR060H 03	6.2	.244	.60	.024	31.94	.283	203	11.0	.433	4.0	.157	22	.866	6.0	.236	8.75	G	J
LTML060H 05 LTMR060H 05	6.2	.244	.60	.024	31.94	.283	64	11.0	.433	4.0	.157	22	.866	2.4	.094	2.75	G	J
LTML050J 03 LTMR050J 03	7.0	.276	.50	.020	17.90	.159	286	10.0	.394	5.0	.197	20	.787	5.0	.197	8.75	J	L
LTML050J 05 LTMR050J 05	7.0	.276	.50	.020	17.90	.159	90	10.0	.394	5.0	.197	20	.787	2.0	.079	2.75	G	J
LTML100J 03 LTMR100J 03	7.0	.276	1.00	.039	136.12	1.205	125	17.5	.689	4.0	.157	35	1.378	10.0	.394	8.75	J	K
LTML100J 05 LTMR100J 05	7.0	.276	1.00	.039	136.12	1.205	39	17.5	.689	4.0	.157	35	1.378	4.0	.157	2.75	J	K
LTML075K 03 LTMR075K 03	7.5	.295	.75	.030	58.84	.521	193	12.5	.492	5.0	.197	25	.984	7.5	.295	8.75	K	L
LTML075K 05 LTMR075K 05	7.5	.295	.75	.030	58.84	.521	61	12.5	.492	5.0	.197	25	.984	3.0	.118	2.75	J	K
LTML060L 03 LTMR060L 03	8.2	.323	.60	.024	31.94	.283	275	11.0	.433	6.0	.236	22	.866	6.0	.236	8.75	K	L
LTML060L 05 LTMR060L 05	8.2	.323	.60	.024	31.94	.283	87	11.0	.433	6.0	.236	22	.866	2.4	.094	2.75	J	K

TORSION SPRINGS

### SPECIAL INSTRUCTIONS FOR TORSION SERIES

**STOCK NUMBERS:** Add "M" to end of Stock Number for Music Wire; "S" for Type 302 Stainless.  
**PRICING:** See Inside Back Cover for up to 199 pricing. To price or order up to 1000 pcs., visit [leespring.com](http://leespring.com); 1000+ pcs. contact Lee Spring.  
**CALCULATIONS:** Torque shown is for Music Wire. For Type 302 Stainless, multiply figures shown by (0.933).  
 \*Note: Type 302 may be substituted with Type 304 at Lee Spring's discretion. \*\*Wires 0.025" and less are Instrument Torsion, see note Page 5 under Finish.

# TORSION SPRINGS: 270° FREE POSITION (METRIC)

Music Wire (Plated\*\*) or Stainless Steel (Passivated), LTML - Left Hand Wound; LTMR - Right Hand Wound

LEE STOCK NUMBER	OUTSIDE DIAMETER		WIRE DIAMETER		TORQUE (T)		DEFLECTION TO RATED TORQUE	RADIUS (R)		SUGGESTED MANDREL SIZE		LENGTH OF LEG (A)		BODY LENGTH APPROX. (L)		NUMBER OF COILS	PRICE GROUP	
	MM	IN.	MM	IN.	N-MM	IN.-LB.	DEG(°)	MM	IN.	MM	IN.	MM	IN.	MM	IN.		Music Wire	302 Stainless*
LTML125M 03 LTMR125M 03	8.5	.335	1.25	.049	255.09	2.258	117	20.0	.787	5.0	.197	40	1.575	12.5	.492	8.75	K	L
LTML125M 05 LTMR125M 05	8.5	.335	1.25	.049	255.09	2.258	37	20.0	.787	5.0	.197	40	1.575	5.0	.197	2.75	G	J
LTML100N 03 LTMR100N 03	9.0	.354	1.00	.039	136.12	1.205	167	17.5	.689	6.0	.236	35	1.378	10.0	.394	8.75	J	K
LTML100N 05 LTMR100N 05	9.0	.354	1.00	.039	136.12	1.205	52	17.5	.689	6.0	.236	35	1.378	4.0	.157	2.75	G	J
LTML150P 03 LTMR150P 03	10.0	.394	1.50	.059	425.51	3.767	110	22.5	.886	6.0	.236	45	1.772	15.0	.591	8.75	L	M
LTML150P 05 LTMR150P 05	10.0	.394	1.50	.059	425.51	3.767	35	22.5	.886	6.0	.236	45	1.772	6.0	.236	2.75	J	K
LTML075Q 03 LTMR075Q 03	10.5	.413	.75	.030	58.84	.521	279	12.5	.492	8.0	.315	25	.984	7.5	.295	8.75	M	N
LTML075Q 05 LTMR075Q 05	10.5	.413	.75	.030	58.84	.521	88	12.5	.492	8.0	.315	25	.984	3.0	.118	2.75	L	M
LTML125R 03 LTMR125R 03	11.5	.453	1.25	.049	255.09	2.258	165	20.0	.787	8.0	.315	40	1.575	12.5	.492	8.75	M	N
LTML125R 05 LTMR125R 05	11.5	.453	1.25	.049	255.09	2.258	52	20.0	.787	8.0	.315	40	1.575	5.0	.197	2.75	L	M
LTML200S 03 LTMR200S 03	13.0	.512	2.00	.079	978.56	8.663	103	30.0	1.181	8.0	.315	60	2.362	20.0	.787	8.75	N	P
LTML200S 05 LTMR200S 05	13.0	.512	2.00	.079	978.56	8.663	33	30.0	1.181	8.0	.315	60	2.362	8.0	.315	2.75	M	N
LTML100T 03 LTMR100T 03	14.0	.551	1.00	.039	136.12	1.205	271	17.5	.689	10.0	.394	35	1.378	10.0	.394	8.75	P	R
LTML100T 05 LTMR100T 05	14.0	.551	1.00	.039	136.12	1.205	85	17.5	.689	10.0	.394	35	1.378	4.0	.157	2.75	M	N
LTML150U 03 LTMR150U 03	15.0	.591	1.50	.059	425.51	3.767	175	22.5	.886	10.0	.394	45	1.772	15.0	.591	8.75	P	R
LTML150U 05 LTMR150U 05	15.0	.591	1.50	.059	425.51	3.767	55	22.5	.886	10.0	.394	45	1.772	6.0	.236	2.75	M	N
LTML125V 03 LTMR125V 03	16.5	.650	1.25	.049	255.09	2.258	245	20.0	.787	12.0	.472	40	1.575	12.5	.492	8.75	S	T
LTML125V 05 LTMR125V 05	16.5	.650	1.25	.049	255.09	2.258	77	20.0	.787	12.0	.472	40	1.575	5.0	.197	2.75	M	N
LTML200W 03 LTMR200W 03	18.0	.709	2.00	.079	978.56	8.663	151	30.0	1.181	12.0	.472	60	2.362	20.0	.787	8.75	Y	AA
LTML200W 05 LTMR200W 05	18.0	.709	2.00	.079	978.56	8.663	47	30.0	1.181	12.0	.472	60	2.362	8.0	.315	2.75	X	W
LTML150X 03 LTMR150X 03	20.0	.787	1.50	.059	425.51	3.767	239	22.5	.886	15.0	.591	45	1.772	15.0	.591	8.75	X	Y
LTML150X 05 LTMR150X 05	20.0	.787	1.50	.059	425.51	3.767	75	22.5	.886	15.0	.591	45	1.772	6.0	.236	2.75	W	X
LTML200Y 03 LTMR200Y 03	27.0	1.063	2.00	.079	978.56	8.663	235	30.0	1.181	20.0	.787	60	2.362	20.0	.787	8.75	AB	AC
LTML200Y 05 LTMR200Y 05	27.0	1.063	2.00	.079	978.56	8.663	74	30.0	1.181	20.0	.787	60	2.362	8.0	.315	2.75	Z	AA

### SPECIAL INSTRUCTIONS FOR TORSION SERIES

**STOCK NUMBERS:** Add "M" to end of Stock Number for Music Wire; "S" for Type 302 Stainless.

**PRICING:** See Inside Back Cover for up to 199 pricing. To price or order up to 1000 pcs., visit [leespring.com](http://leespring.com); 1000+ pcs. contact Lee Spring.

**CALCULATIONS:** Torque shown is for Music Wire. For Type 302 Stainless, multiply figures shown by (0.933).

\*Note: Type 302 may be substituted with Type 304 at Lee Spring's discretion. \*\*Wires 0.025" and less are Instrument Torsion, see note Page 5 under Finish.

TORSION SPRINGS

# TORSION SPRINGS: 360° FREE POSITION (METRIC)

*Music Wire (Plated\*\*) or Stainless Steel (Passivated), LTML - Left Hand Wound; LTMR - Right Hand Wound*

LEE STOCK NUMBER	OUTSIDE DIAMETER		WIRE DIAMETER		TORQUE (T)		DEFLECTION TO RATED TORQUE	RADIUS (R)		SUGGESTED MANDREL SIZE		LENGTH OF LEG (A)		BODY LENGTH APPROX. (L)		NUMBER OF COILS	PRICE GROUP	
	MM	IN.	MM	IN.	N-MM	IN.-LB.	DEG(°)	MM	IN.	MM	IN.	MM	IN.	MM	IN.		Music Wire	302 Stainless*
LTML040A 06 LTMR040A 06	2.8	.110	.40	.016	9.97	.088	104	8.0	.315	1.5	.059	16	.630	2.8	.110	6.50	G	J
LTML040A 08 LTMR040A 08	2.8	.110	.40	.016	9.97	.088	40	8.0	.315	1.5	.059	16	.630	1.2	.047	2.50	G	J
LTML050B 06 LTMR050B 06	3.5	.138	.50	.020	17.90	.159	98	10.0	.394	2.0	.079	20	.787	3.5	.138	6.50	G	J
LTML050B 08 LTMR050B 08	3.5	.138	.50	.020	17.90	.159	38	10.0	.394	2.0	.079	20	.787	1.5	.059	2.50	G	J
LTML040C 06 LTMR040C 06	3.8	.150	.40	.016	9.97	.088	147	8.0	.315	2.5	.098	16	.630	2.8	.110	6.50	G	J
LTML040C 08 LTMR040C 08	3.8	.150	.40	.016	9.97	.088	57	8.0	.315	2.5	.098	16	.630	1.2	.047	2.50	G	J
LTML060D 06 LTMR060D 06	4.2	.165	.60	.024	31.94	.283	97	11.0	.433	2.5	.098	22	.866	4.2	.165	6.50	G	J
LTML060D 08 LTMR060D 08	4.2	.165	.60	.024	31.94	.283	37	11.0	.433	2.5	.098	22	.866	1.8	.071	2.50	G	J
LTML050E 06 LTMR050E 06	4.5	.177	.50	.020	17.90	.159	131	10.0	.394	3.0	.118	20	.787	3.5	.138	6.50	G	J
LTML050E 08 LTMR050E 08	4.5	.177	.50	.020	17.90	.159	50	10.0	.394	3.0	.118	20	.787	1.5	.059	2.50	G	J
LTML075F 06 LTMR075F 06	5.0	.197	.75	.030	58.84	.521	90	12.5	.492	3.0	.118	25	.984	5.3	.207	6.50	G	J
LTML075F 08 LTMR075F 08	5.0	.197	.75	.030	58.84	.521	35	12.5	.492	3.0	.118	25	.984	2.3	.089	2.50	G	J
LTML040G 06 LTMR040G 06	5.8	.228	.40	.016	9.97	.088	234	8.0	.315	4.0	.157	16	.630	2.8	.110	6.50	G	J
LTML040G 08 LTMR040G 08	5.8	.228	.40	.016	9.97	.088	90	8.0	.315	4.0	.157	16	.630	1.2	.047	2.50	G	J
LTML060H 06 LTMR060H 06	6.2	.244	.60	.024	31.94	.283	151	11.0	.433	4.0	.157	22	.866	4.2	.165	6.50	G	J
LTML060H 08 LTMR060H 08	6.2	.244	.60	.024	31.94	.283	58	11.0	.433	4.0	.157	22	.866	1.8	.071	2.50	G	J
LTML050J 06 LTMR050J 06	7.0	.276	.50	.020	17.90	.159	213	10.0	.394	5.0	.197	20	.787	3.5	.138	6.50	G	J
LTML050J 08 LTMR050J 08	7.0	.276	.50	.020	17.90	.159	82	10.0	.394	5.0	.197	20	.787	1.5	.059	2.50	G	J
LTML100J 06 LTMR100J 06	7.0	.276	1.00	.039	136.12	1.205	93	17.5	.689	4.0	.157	35	1.378	7.0	.276	6.50	G	J
LTML100J 08 LTMR100J 08	7.0	.276	1.00	.039	136.12	1.205	36	17.5	.689	4.0	.157	35	1.378	3.0	.118	2.50	G	J
LTML075K 06 LTMR075K 06	7.5	.295	.75	.030	58.84	.521	143	12.5	.492	5.0	.197	25	.984	5.3	.207	6.50	G	J
LTML075K 08 LTMR075K 08	7.5	.295	.75	.030	58.84	.521	55	12.5	.492	5.0	.197	25	.984	2.3	.089	2.50	G	J
LTML060L 06 LTMR060L 06	8.2	.323	.60	.024	31.94	.283	205	11.0	.433	6.0	.236	22	.866	4.2	.165	6.50	J	K
LTML060L 08 LTMR060L 08	8.2	.323	.60	.024	31.94	.283	79	11.0	.433	6.0	.236	22	.866	1.8	.071	2.50	J	K

TORSION SPRINGS

### SPECIAL INSTRUCTIONS FOR TORSION SERIES

**STOCK NUMBERS:** Add "M" to end of Stock Number for Music Wire; "S" for Type 302 Stainless.

**PRICING:** See Inside Back Cover for up to 199 pricing. To price or order up to 1000 pcs., visit [leespring.com](http://leespring.com); 1000+ pcs. contact Lee Spring.

**CALCULATIONS:** Torque shown is for Music Wire. For Type 302 Stainless, multiply figures shown by (0.933).

\*Note: Type 302 may be substituted with Type 304 at Lee Spring's discretion. \*\*Wires 0.025" and less are Instrument Torsion, see note Page 5 under Finish.

# TORSION SPRINGS: 360° FREE POSITION (METRIC)

Music Wire (Plated\*\*) or Stainless Steel (Passivated), LTML - Left Hand Wound; LTMR - Right Hand Wound

LEE STOCK NUMBER	OUTSIDE DIAMETER		WIRE DIAMETER		TORQUE (T)		DEFLECTION TO RATED TORQUE	RADIUS (R)		SUGGESTED MANDREL SIZE		LENGTH OF LEG (A)		BODY LENGTH APPROX. (L)		NUMBER OF COILS	PRICE GROUP	
	MM	IN.	MM	IN.	N-MM	IN.-LB.	DEG(°)	MM	IN.	MM	IN.	MM	IN.	MM	IN.		M	S
LTML125M 06 LTMR125M 06	8.5	.335	1.25	.049	255.09	2.258	87	20.0	.787	5.0	.197	40	1.575	8.8	.344	6.50	J	K
LTML125M 08 LTMR125M 08	8.5	.335	1.25	.049	255.09	2.258	33	20.0	.787	5.0	.197	40	1.575	3.8	.148	2.50	J	K
LTML100N 06 LTMR100N 06	9.0	.354	1.00	.039	136.12	1.205	124	17.5	.689	6.0	.236	35	1.378	7.0	.276	6.50	J	K
LTML100N 08 LTMR100N 08	9.0	.354	1.00	.039	136.12	1.205	48	17.5	.689	6.0	.236	35	1.378	3.0	.118	2.50	J	K
LTML150P 06 LTMR150P 06	10.0	.394	1.50	.059	425.51	3.767	82	22.5	.886	6.0	.236	45	1.772	10.5	.413	6.50	J	K
LTML150P 08 LTMR150P 08	10.0	.394	1.50	.059	425.51	3.767	31	22.5	.886	6.0	.236	45	1.772	4.5	.177	2.50	J	K
LTML075Q 06 LTMR075Q 06	10.5	.413	0.75	.030	58.84	0.521	207	12.5	.492	8.0	.315	25	.984	5.3	.207	6.50	J	K
LTML075Q 08 LTMR075Q 08	10.5	.413	0.75	.030	58.84	0.521	80	12.5	.492	8.0	.315	25	.984	2.3	.089	2.50	J	K
LTML125R 06 LTMR125R 06	11.5	.453	1.25	.049	255.09	2.258	123	20.0	.787	8.0	.315	40	1.575	8.8	.344	6.50	J	K
LTML125R 08 LTMR125R 08	11.5	.453	1.25	.049	255.09	2.258	47	20.0	.787	8.0	.315	40	1.575	3.8	.148	2.50	J	K
LTML200S 06 LTMR200S 06	13.0	.512	2.00	.079	978.56	8.663	77	30.0	1.181	8.0	.315	60	2.362	14.0	.551	6.50	L	M
LTML200S 08 LTMR200S 08	13.0	.512	2.00	.079	978.56	8.663	30	30.0	1.181	8.0	.315	60	2.362	6.0	.236	2.50	K	L
LTML100T 06 LTMR100T 06	14.0	.551	1.00	.039	136.12	1.205	201	17.5	.689	10.0	.394	35	1.378	7.0	.276	6.50	L	M
LTML100T 08 LTMR100T 08	14.0	.551	1.00	.039	136.12	1.205	77	17.5	.689	10.0	.394	35	1.378	3.0	.118	2.50	K	L
LTML150U 06 LTMR150U 06	15.0	.591	1.50	.059	425.51	3.767	130	22.5	.886	10.0	.394	45	1.772	10.5	.413	6.50	P	R
LTML150U 08 LTMR150U 08	15.0	.591	1.50	.059	425.51	3.767	50	22.5	.886	10.0	.394	45	1.772	4.5	.177	2.50	N	P
LTML125V 06 LTMR125V 06	16.5	.650	1.25	.049	255.09	2.258	182	20.0	.787	12.0	.472	40	1.575	8.8	.344	6.50	S	T
LTML125V 08 LTMR125V 08	16.5	.650	1.25	.049	255.09	2.258	70	20.0	.787	12.0	.472	40	1.575	3.8	.148	2.50	S	T
LTML200W 06 LTMR200W 06	18.0	.709	2.00	.079	978.56	8.663	112	30.0	1.181	12.0	.472	60	2.362	14.0	.551	6.50	X	Y
LTML200W 08 LTMR200W 08	18.0	.709	2.00	.079	978.56	8.663	43	30.0	1.181	12.0	.472	60	2.362	6.0	.236	2.50	W	X
LTML150X 06 LTMR150X 06	20.0	.787	1.50	.059	425.51	3.767	178	22.5	.886	15.0	.591	45	1.772	10.5	.413	6.50	X	Y
LTML150X 08 LTMR150X 08	20.0	.787	1.50	.059	425.51	3.767	68	22.5	.886	15.0	.591	45	1.772	4.5	.177	2.50	W	X
LTML200Y 06 LTMR200Y 06	27.0	1.063	2.00	.079	978.56	8.663	175	30.0	1.181	20.0	.787	60	2.362	14.0	.551	6.50	AC	AC
LTML200Y 08 LTMR200Y 08	27.0	1.063	2.00	.079	978.56	8.663	67	30.0	1.181	20.0	.787	60	2.362	6.0	.236	2.50	AB	AB

### SPECIAL INSTRUCTIONS FOR TORSION SERIES

**STOCK NUMBERS:** Add "M" to end of Stock Number for Music Wire; "S" for Type 302 Stainless.

**PRICING:** See Inside Back Cover for up to 199 pricing. To price or order up to 1000 pcs., visit [leespring.com](http://leespring.com); 1000+ pcs. contact Lee Spring.

**CALCULATIONS:** Torque shown is for Music Wire. For Type 302 Stainless, multiply figures shown by (0.933).

\*Note: Type 302 may be substituted with Type 304 at Lee Spring's discretion. \*\*Wires 0.025" and less are Instrument Torsion, see note Page 5 under Finish.

TORSION SPRINGS

# LeeP™ Plastic Composite Spring Series

**Non-Magnetic Material • High Corrosion Resistance  
• High Strength to Weight Ratio**



LeeP™ Plastic Composite Springs are an innovative compression spring designed to have properties unavailable in a metal spring. The LeeP™ Plastic Composite Spring Series offers a wide range of sizes and strength combinations. This unique non-magnetic spring offers high corrosion resistance, excellent strength to weight ratio and designed to perform under load with minimal side thrust.

Made of a unique formulation using Ultem\* PEI resins, the LeeP™ Series is designed for optimal performance in a wide range of applications.

**The LeeP™ Series is available in color coded strengths for ease of identification (weakest to strongest):**

- Red
- Orange
- Yellow
- Green
- Violet

**LeeP™ Plastic Compression Springs offer many advantages including:**

- Unique patented designs to maximize spring rates and cycle life, while minimizing solid height (US Patent No. 8,939,438 B2).
- High strength to weight ratios that optimize performance while reducing mass.
- Excellent stability of physical and mechanical properties at temperatures up to 340°F (171° C).
- High corrosion resistance and generally compatible with many chemicals including strong acids, weak bases, aromatics, and ketones.
- Non-magnetic material does not interfere with imaging and other Ferro-sensitive technologies.
- Dielectric insulating material suitable for non-conductive applications.
- Low flammability and toxicity ensuring environmental safety.
- Recyclable and compliant with most Global regulations including RoHS and REACH.

**Typical properties of Ultem\***

<b>Tensile Strength</b> [ASTM D638]	15,000 psi minimum
<b>Ultimate Shear Strength</b> [ASTM D732]	Approx. 15,000 psi
<b>Thermal Conductivity</b>	0.85 BTU-in/hr-ft <sup>2</sup> -°F
<b>Max. Working Temperature</b> [or Relative Thermal Index (Continuous, air)]	340 °F (171°C)
<b>Dielectric Constant</b> [1 MHz; ASTM D150(2)]	3.15
<b>Dielectric Strength</b> [Short Term; ASTM D149(2)]	830 V/mil
<b>Flammability</b> UL94 Low	(V-0)
<b>Outgassing</b> Total Mass Loss	0.40%
<b>Non-magnetic</b>	YES
<b>Recyclable</b>	YES
<b>Chemical Resistance</b>	
<b>Strong Acids</b>	Excellent Resistance <sup>1</sup>
<b>Weak Bases</b>	Excellent Resistance <sup>1</sup>
<b>Alcohols</b>	Excellent Resistance <sup>1</sup>
<b>Ethers</b>	Excellent Resistance <sup>1</sup>
<b>Inorganic Salt Solutions</b>	Excellent Resistance <sup>1</sup>
<b>Steam</b>	Excellent Resistance <sup>1</sup>
<b>Weak Alkalis</b>	Excellent Resistance <sup>1</sup>

NOTE: This information represents typical values intended for reference only. Environmental Stress Cracking Resistance [ESCR ] to Chemicals at 73°F (23°C) and at 0.25-0.5% strain under immersion unless otherwise specified.



**Lee Spring can manufacture custom LeeP™ plastic springs to your specifications. Contact us today!**

# LeeP™ Plastic Composite Spring Series

## Guide to using tables

**Lee Stock Number:**  
Lee Spring Part Number.

**Hole Diameter:**  
Suggested minimum hole size for spring containment.

**Rod Diameter:**  
Suggested maximum rod size to guide the inside of the spring.

**Approx. Load @ Solid Height:**  
The load or force required to bring all coils into contact.

**Spring Rate:**  
The change in load per unit of deflection.

**Price Group:**  
Reference for price list. See fold-out section at rear of book.

LEE STOCK NUMBER	COLOR	HOLE DIAMETER		OUTSIDE DIAMETER		ROD DIAMETER		MATERIAL THICKNESS X RADIAL WALL		APPROX. LOAD @ SOLID HGT		FREE LENGTH		SPRING RATE		SOLID HEIGHT		PRICE CODE
		IN.	MM	IN.	MM	IN.	MM	IN.	MM	LB.	KG	IN.	MM	LB/IN.	KG/MM	IN.	MM	
LL 038 038 U000	R									0.991	0.449	0.375	9.525	3.70	0.066	0.108	2.738	L1
LL 038 038 U10G	O							.030	0.76	1.498	0.679	0.375	9.525	5.59	0.100	0.108	2.738	L1
LL 038 038 U20G	Y	.375	9.525	.350	8.890	.150	3.810	x	x	1.636	0.742	0.375	9.525	6.11	0.109	0.108	2.738	L1
LL 038 038 U30G	G							.082	2.08	1.811	0.822	0.375	9.525	6.76	0.121	0.108	2.738	L1
LL 038 038 U40G	V									2.041	0.926	0.375	9.525	7.62	0.136	0.108	2.738	L1
LL 038 050 U000	R									0.991	0.449	0.500	12.700	2.65	0.047	0.127	3.220	L2
LL 038 050 U10G	O							.030	0.76	1.498	0.679	0.500	12.700	4.00	0.071	0.127	3.220	L2
LL 038 050 U20G	Y	.375	9.525	.350	8.890	.150	3.810	x	x	1.636	0.742	0.500	12.700	4.70	0.077	0.127	3.220	L2

**Color:**  
Represents the strength of the spring.

**Outside Diameter:**  
Spring outer diameter, parts listed in ascending order.

**Material Thickness X Radial Wall:**  
The thickness and width of flat cross-section used to make the spring.

**Free Length:**  
The overall height of the spring in the unloaded position.

**Solid Height:**  
Length when fully compressed.

### Additional Information

- LeeP™ Plastic Composite Springs can be stacked and/or nested to vary lengths and spring rates.
  - Custom design capability to meet unique performance requirements.
- (Note: A flat plastic washer could be used between springs while stacking for better performance.)

### How to Determine Price

1. Select the spring you want by LEE STOCK NUMBER.
2. Read across to the last column PRICE GROUP to obtain the price code: when applicable, select the price code that corresponds to the material type required.
3. Refer to the PRICE GROUP in the appropriate pricing chart by spring type located in the back of this catalog for pricing up to 199 pieces of an item.
4. Prices subject to change without notice.

**FREE SHIPPING AVAILABLE**

See Price List in back of catalog for details.

\*Trademark of SABIC Innovative Plastics IP BV. (1) Excellent resistance equals greater than 90% retention of mechanical properties.



LEE STOCK NUMBER	COLOR	HOLE diaMETER		OutsidE diaMETER		ROd diaMETER		MatERiaL THICKNEss x RadiaL WaLL		appROx. LOad @ sOLid HGt		FRee LENGth		spRING RatE		sOLid HEIGHt		pRICE COde
		IN.	MM	IN.	MM	IN.	MM	IN.	MM	LB.	KG	IN.	MM	LB/IN.	KG/MM	IN.	MM	
LL 038 038 U000	R									0.991	0.449	0.375	9.525	3.70	0.066	0.108	2.738	L1
LL 038 038 U10G	O									1.498	0.679	0.375	9.525	5.59	0.100	0.108	2.738	L1
LL 038 038 U20G	Y	.375	9.525	.350	8.890	.150	3.810	x	x	1.636	0.742	0.375	9.525	6.11	0.109	0.108	2.738	L1
LL 038 038 U30G	G							.082	2.08	1.811	0.822	0.375	9.525	6.76	0.121	0.108	2.738	L1
LL 038 038 U40G	V									2.041	0.926	0.375	9.525	7.62	0.136	0.108	2.738	L1
LL 038 050 U000	R									0.991	0.449	0.500	12.700	2.65	0.047	0.127	3.220	L2
LL 038 050 U10G	O									1.498	0.679	0.500	12.700	4.00	0.071	0.127	3.220	L2
LL 038 050 U20G	Y	.375	9.525	.350	8.890	.150	3.810	x	x	1.636	0.742	0.500	12.700	4.37	0.078	0.127	3.220	L2
LL 038 050 U30G	G							.082	2.08	1.811	0.822	0.500	12.700	4.84	0.086	0.127	3.220	L2
LL 038 050 U40G	V									2.041	0.926	0.500	12.700	5.46	0.098	0.127	3.220	L2
LL 050 050 U000	R									1.905	0.864	0.500	12.700	5.40	0.096	0.148	3.753	L2
LL 050 050 U10G	O							.042	1.07	2.881	1.307	0.500	12.700	8.16	0.146	0.148	3.753	L2
LL 050 050 U20G	Y	.500	12.700	.485	12.319	.218	5.537	x	x	3.147	1.427	0.500	12.700	8.91	0.159	0.148	3.753	L2
LL 050 050 U30G	G							.112	2.84	3.484	1.580	0.500	12.700	9.87	0.176	0.148	3.753	L2
LL 050 050 U40G	V									3.925	1.780	0.500	12.700	11.12	0.199	0.148	3.753	L2
LL 050 075 U000	R									1.985	0.900	0.750	19.050	3.56	0.064	0.193	4.912	L3
LL 050 075 U10G	O							.042	1.07	3.002	1.362	0.750	19.050	5.38	0.096	0.193	4.912	L3
LL 050 075 U20G	Y	.500	12.700	.470	11.938	.218	5.537	x	x	3.278	1.487	0.750	19.050	5.88	0.105	0.193	4.912	L3
LL 050 075 U30G	G							.112	2.84	3.630	1.646	0.750	19.050	6.50	0.116	0.193	4.912	L3
LL 050 075 U40G	V									4.090	1.855	0.750	19.050	7.33	0.131	0.193	4.912	L3
LL 075 075 U000	R									4.340	1.969	0.750	19.050	8.18	0.146	0.221	5.607	L3
LL 075 075 U10G	O							.062	1.57	6.563	2.977	0.750	19.050	12.37	0.221	0.221	5.607	L3
LL 075 075 U20G	Y	.750	19.050	.720	18.288	.343	8.712	x	x	7.167	3.251	0.750	19.050	13.51	0.241	0.221	5.607	L3
LL 075 075 U30G	G							.172	4.37	7.935	3.599	0.750	19.050	14.96	0.267	0.221	5.607	L3
LL 075 075 U40G	V									8.941	4.056	0.750	19.050	16.85	0.301	0.221	5.607	L3
LL 075 100 U000	R									4.340	1.969	1.000	25.400	5.85	0.104	0.259	6.588	L4
LL 075 100 U10G	O							.062	1.57	6.563	2.977	1.000	25.400	8.84	0.158	0.259	6.588	L4
LL 075 100 U20G	Y	.750	19.050	.720	18.288	.343	8.712	x	x	7.167	3.251	1.000	25.400	9.65	0.172	0.259	6.588	L4
LL 075 100 U30G	G							.172	4.37	7.935	3.599	1.000	25.400	10.69	0.191	0.259	6.588	L4
LL 075 100 U40G	V									8.941	4.056	1.000	25.400	12.04	0.215	0.259	6.588	L4
LL 100 100 U000	R									8.133	3.689	1.000	25.400	11.64	0.208	0.303	7.699	L4
LL 100 100 U10G	O							.085	2.16	12.298	5.578	1.000	25.400	17.60	0.314	0.303	7.699	L4
LL 100 100 U20G	Y	1.000	25.400	.965	24.511	.469	11.913	x	x	13.431	6.092	1.000	25.400	19.23	0.343	0.303	7.699	L4
LL 100 100 U30G	G							.230	5.84	14.870	6.745	1.000	25.400	21.28	0.380	0.303	7.699	L4
LL 100 100 U40G	V									16.755	7.600	1.000	25.400	23.98	0.428	0.303	7.699	L4
LL 100 125 U000	R									8.133	3.689	1.250	31.750	8.95	0.160	0.343	8.717	L5
LL 100 125 U10G	O							.085	2.16	12.298	5.578	1.250	31.750	13.53	0.242	0.343	8.717	L5
LL 100 125 U20G	Y	1.000	25.400	.965	24.511	.469	11.913	x	x	13.431	6.092	1.250	31.750	14.77	0.264	0.343	8.717	L5
LL 100 125 U30G	G							.230	5.84	14.870	6.745	1.250	31.750	16.36	0.292	0.343	8.717	L5
LL 100 125 U40G	V									16.755	7.600	1.250	31.750	18.43	0.329	0.343	8.717	L5

LeeP PLASTIC SPRINGS

**SPECIAL INSTRUCTIONS FOR LEEP™ PLASTIC COMPOSITE SPRINGS SERIES**

**PRICING:** See Inside Back Cover pricing for pricing up to 199 pieces. To price or order up to 599 pieces, visit leespring.com; 600+ pieces, contact Lee Spring.  
**CUSTOM DESIGNS:** Custom LeeP Spring designs are available on request; see Custom Springs Section for LeeP specification form.

# 25,000 + stock springs

## LeeP™ Plastic Composite Compression Springs

### Size Range:

- Fit in Hole: .375" - 1" / 9.53 mm - 25.4 mm  
Free Length: .375" - 1.25" / 9.53 mm - 31.75 mm
- Color-Coded Strengths
  - Ultem\* Resin

## Stock Compression Springs

### Size Range:

- Outside Diameter: .024" - 5.315" / .60 mm - 135 mm  
Free Length: .039" - 40" / 1 mm - 1015 mm  
Wire Size: .004" - .437" / .10 mm - 11 mm

### Products and Materials:

#### Bantam Mini Compression Springs (Inch and Metric)

- Elgiloy®†

#### Instrument Compression Springs (Inch and Metric)

- Ends square, not ground
- Pre-coated Music Wire or Passivated Type 302/304 Stainless
- Passivated & Ultrasonically Cleaned Type 316 Stainless\*\*

#### Lite Pressure Compression Springs (Inch)

- Passivated & Ultrasonically Cleaned Type 316 Stainless\*\*

#### Standard Compression Springs (Inch and Metric)

- Squared and Ground Ends
- Plated Music Wire or Passivated Type 302/304 Stainless
- Passivated & Ultrasonically Cleaned Type 316 Stainless\*\*

#### Heavy Duty Compression Springs (Inch)

- Squared and Ground Ends
- Shot-Peened and Pre-Set
- Plated Music Wire/Oil Tempered MB Wire or Passivated Stainless

#### High Pressure Compression Springs (Inch)

- Squared and Ground Ends
- Shot-Peened and Pre-Set
- Passivated Type 17-7 PH Stainless Steel

#### DIN-Plus Part 2 Compression Springs (Metric)

- Ends Squared, Not Ground
- Passivated Stainless Steel EN 10270-3 Grade 1.4310-NS

#### DIN-Plus Part 1 Compression Springs (Metric)

- Squared and Ground Ends
- Plated Spring Steel EN 10270-1-SH

## HEFTY™ Die Springs

### Size Range:

- Fit in Hole: .375" - 2" / 9.53 mm - 50.80 mm  
Free Length: 1" - 12" / 25.40 mm - 304.80 mm

### Products and Materials:

Five Color Coded Series Reflecting Increasing Strengths

- Medium, Medium Plus, Medium Heavy, Heavy, Extra Heavy
- Round Music Wire or Chrome Silicon
- Squared and Ground Ends
- Powder Coated
- Shot-Peened and Pre-set

## REDUX™ Wave Springs

### Size Range:

- Outside Diameter: .210" - 1.707" / 5.33 mm - 43.36 mm  
Free Height: .060" - 2.000" / 1.52 mm - 50.80 mm

### Material:

Passivated 17-7 PH Stainless Steel

## Notes:

- \* Ultem is a registered trademark of SABIC Innovative Plastics IP BV.
- \*\* Type 316 Stainless Steel Stock option only available on Inch Stock Springs.
- † Elgiloy is a trademark of Elgiloy Ltd. Partnership. Elgiloy may be substituted with equivalent cobalt alloy at Lee Spring's discretion. Type 302 may be substituted with Type 304 at Lee Spring's discretion.

Free Standard Ground Shipping on Stock Springs in the Continental United States

Free CAD Downloads

Free Certificates of Compliance

Expert Engineering Support

RoHS Compliance

## Belleville Washers

### Size Range:

- Outside Diameter: .188" - 3.750" / 4.78 mm - 95.25 mm  
Inside Diameter: .093" - 2.063" / 2.36 mm - 52.40 mm

### Material:

Passivated 300 Series Stainless Steel

## Stock Extension Springs

### Size Range:

- Outside Diameter: .063" - 2.0" / 1.60 mm - 50.80 mm  
Free Length: .250" - 11.417" / 6.35 mm - 290.00 mm  
Wire Size: .007" - .207" / .18 mm - 5.26 mm

### Loop Configuration:

- Random position, full diameter machine or crossover center, except those noted to meet DIN 2097.
- Loop openings approximately one wire diameter
- Direction of wind optional

### Products and Materials:

#### Instrument Extension Spring Series (Inch and Metric)

- Pre-coated Music Wire or Passivated Type 302/304 Stainless
- Passivated & Ultrasonically Cleaned Type 316 Stainless\*\*

#### Standard Extension Spring Series (Inch and Metric)

- Plated Music Wire or Passivated Type 302/304 Stainless
- Passivated & Ultrasonically Cleaned Type 316 Stainless\*\*

## Stock Torsion Springs

### Size Range:

- Outside Diameter: .103" - 2.141" / 2.62 mm - 54.38 mm  
Work Over Rod: .059" - 1.656" / 1.50 mm - 42.06 mm  
Leg Length: .375" - 4.25" / 9.53 mm - 107.95 mm

### Products and Materials:

- Free Position of Legs: 90°, 120°, 180°, 210°, 270°, 300°, 360°

#### Instrument Torsion Spring Series (Inch and Metric)

- Pre-coated Music Wire or Passivated Type 302/304 Stainless
- Passivated & Ultrasonically Cleaned Type 316 Stainless\*\*

#### Standard Torsion Spring Series (Inch and Metric)

- Plated Music Wire or Passivated Type 302/304 Stainless
- Passivated & Ultrasonically Cleaned Type 316 Stainless\*\*

## Specialty Products

### Stainless Steel Constant Force Springs

- Load Range: .23 lbs. - 16.5 lbs. / 0.1 kg - 7.48 kg
- Material Widths: .250" - 1.25" / 6.35 mm - 31.75 mm

### Battery Springs

- Nickel Coated Music Wire or Silver Coated Beryllium Copper
- Multiple configurations to fit AA, AAA, C or D

### MIL-SPEC Springs

- MS24585 Compression
- MS24586 Extension

### Drawbar Springs

- Medium Load and High Load Series
- One Round End and One Strap End

# Constant Force Spring Series

## Smooth Operation Under Stress

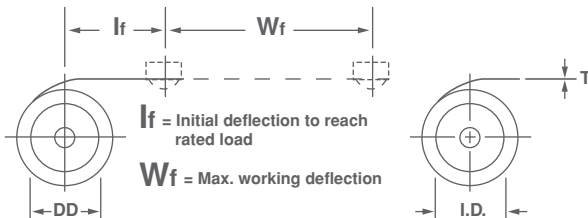


The Lee Spring Series of extension type Constant Force Spring's represent the most versatile type available. Ideal for use when smooth operating forces are required. Available in four Life Cycle ranges, 2500, 4000, 13000 and 25000. Each spring is made of a high yield Type 301 Stainless Steel strip exerting a nearly constant restraining force to resist uncoiling.

Constant Force springs offer the advantage of a smooth operation across the operating range. When the strip is extended (deflected) the inherent stress resists the loading force, the same as a common extension spring, but at a nearly constant (zero) rate. A constant torque is obtained when the outer end of the spring is attached to another spool and caused to wind in either the reverse or same direction as it is originally wound.

The full rated load of the spring is reached after being deflected to a length equal to 1.25 times its diameter. Thereafter, it maintains a relatively constant force regardless of extension length. Load is basically determined by the thickness and width of the material and the diameter of the coil.

### Guide to Mounting Constant Force Springs:



### Additional Information

- A Constant Force Spring is usually mounted by first tightly wrapping it on a drum, then attaching the free end to the loading force such as in a counterbalance application. This relationship can also be reversed.
- The drum diameter should be 10 to 20% larger than its natural inside diameter.
- One and one-half wraps should remain on the drum at maximum extension.
- The strip becomes unstable at long extensions and should be guided to prevent twisting or kinking on recoil.
- Idler pulleys must be larger in diameter than the natural diameter and should never be used to cause back-bending against the natural radius of curvature.



Lee Spring can manufacture custom constant force springs to your specifications. Contact us today!

# Constant Force Spring Series

## Guide to using tables

**Lee Stock Number:**

Lee Spring Part Number.

**Thickness:**

The thickness of the material used to make the spring.

**Length:**

The length of the spring material if fully unwound.

**Working Deflection:**

The maximum deflection beyond initial deflection which a spring can be loaded.

**Drum Diameter:**

The outside diameter of a drum or shaft over which a spring fits firmly.

**2500 Life Cycles**

LEE SPRING STOCK NUMBER	LIFE CYCLES	THICKNESS (T)		WIDTH (W)		LENGTH (L)		INITIAL DEFLECTION (If)		WORKING DEFLECTION (Wf)		INSIDE DIAMETER (ID)		DRUM DIAMETER (DD)		LOAD (P)	
		IN	MM	IN	MM	IN	MM	IN	MM	IN	MM	IN	MM	IN	MM	LB	KG
LCF 025 04 025S	2500	0.004	0.10	0.250	6.35	14	356	0.52	13.21	12	305	0.297	7.54	0.349	8.86	0.660	0.30
LCF 025 05 031S	2500	0.005	0.13	0.313	7.94	15	381	0.65	16.51	12	305	0.359	9.12	0.436	11.07	1.030	0.47
LCF 025 06 038S	2500	0.006	0.15	0.375	9.53	21	533	0.78	19.81	18	457	0.438	11.13	0.523	13.28	1.480	0.67
LCF 025 06 050S	2500	0.006	0.15	0.500	12.70	21	533	0.78	19.81	18	457	0.438	11.13	0.523	13.28	1.970	0.89
LCF 025 08 050S	2500	0.008	0.20	0.500	12.70	28	711	1.06	26.92	24	610	0.578	14.68	0.697	17.70	2.630	1.19
LCF 025 10 063S	2500	0.010	0.25	0.625	15.88	29	737	1.31	33.27	24	610	0.707	17.95	0.873	22.00	4.100	1.86

**Life Cycles:**

The calculated fatigue life for the number of times a spring can be loaded and unloaded between two points.

**Width:**

The material width used to make the spring.

**Initial Deflection:**

The minimum deflection needed to extend an unloaded spring to its design load.

**Inside Diameter:**

The natural inside diameter of a spring before assembling with a drum.

**Load:**

The design constant force exerted by the spring in the working deflection range.

### HOW TO DETERMINE LEE CONSTANT FORCE SPRING PRICING:

1. Select the spring you want by LEE STOCK NUMBER.
2. Refer to the PRICE TABLE below for quantities from 1-199 of any items.
3. Prices subject to change without notice.
4. For pricing or to place on-line orders of up to 599 pieces of an item, visit [www.leespring.com](http://www.leespring.com). For pricing of 600 pieces and above, please submit a request through [www.leespring.com](http://www.leespring.com) or contact us by email, phone or fax.

5. **FREE GROUND SHIPPING AVAILABLE ON ORDERS OF \$40 OR MORE IN THE CONTINENTAL UNITED STATES.**

Stock Parts orders with a parts value below \$40.00 with delivery within the Continental United States will be charged freight, plus a \$20.00 handling charge. Stock Parts orders with delivery outside the Continental United States with a parts value more than \$40.00 will pay freight only and no handling charge.



Lee Stock Number	1 - 19	20 - 49	50 - 99	100 - 199
LCF 025 04 025S	4.62	3.56	3.36	3.18
LCF 025 05 031S	4.81	3.70	3.53	3.30
LCF 025 06 038S	5.03	3.87	3.69	3.48
LCF 025 06 050S	5.28	4.07	3.86	3.65
LCF 025 08 050S	5.99	4.62	4.38	4.12
LCF 025 10 063S	6.86	5.28	5.02	4.72
LCF 025 12 075S	7.32	5.63	5.36	5.04
LCF 025 12 100S	8.77	6.74	6.41	6.03
LCF 025 16 100S	12.25	9.41	8.95	8.41
LCF 025 20 125S	16.08	12.39	11.78	11.07
LCF 040 04 025S	4.84	3.73	3.55	3.33
LCF 040 05 031S	5.04	3.87	3.69	3.48
LCF 040 06 038S	5.28	4.07	3.86	3.65
LCF 040 06 050S	5.55	4.27	4.05	3.82
LCF 040 08 050S	6.29	4.84	4.61	4.32
LCF 040 10 063S	7.20	5.54	5.27	4.96
LCF 040 12 075S	7.68	5.92	5.62	5.29
LCF 040 12 100S	9.22	7.09	6.73	6.34
LCF 040 16 100S	12.84	9.90	9.39	8.85
LCF 040 20 125S	16.91	13.01	12.36	11.61

Lee Stock Number	1 - 19	20 - 49	50 - 99	100 - 199
LCF 130 04 025S	5.07	3.92	3.72	3.50
LCF 130 05 031S	5.29	4.07	3.86	3.65
LCF 130 06 038S	5.55	4.27	4.05	3.82
LCF 130 06 050S	5.81	4.49	4.26	4.00
LCF 130 08 050S	6.60	5.08	4.83	4.56
LCF 130 10 063S	7.55	5.81	5.53	5.18
LCF 130 12 075S	8.07	6.22	5.91	5.55
LCF 130 12 100S	9.67	7.45	7.07	6.65
LCF 130 15 100S	13.47	10.38	9.86	9.27
LCF 130 20 125S	17.74	13.66	12.97	12.20
LCF 250 04 025S	5.34	4.10	3.89	3.68
LCF 250 05 038S	5.55	4.27	4.05	3.82
LCF 250 06 038S	5.81	4.49	4.26	4.01
LCF 250 06 050S	6.13	4.71	4.48	4.21
LCF 250 08 050S	6.92	5.34	5.06	4.78
LCF 250 10 063S	7.93	6.11	5.79	5.47
LCF 250 12 075S	8.47	6.53	6.21	5.82
LCF 250 12 100S	10.15	7.82	7.42	6.98
LCF 250 15 100S	14.15	10.89	10.35	9.74
LCF 250 20 125S	18.62	14.34	13.63	12.79

CONSTANT FORCE SPRINGS

# SPECIALTY STOCK PARTS: CONSTANT FORCE SPRINGS

Type 301 High Yield Stainless Steel

LEE SPRING STOCK NUMBER	LIFE CYCLES	THICKNESS (T)		WIDTH (W)		LENGTH (L)		INITIAL DEFLECTION (If)		WORKING DEFLECTION (Wf)		INSIDE DIAMETER (ID)		DRUM DIAMETER (DD)		LOAD (P)	
		IN	MM	IN	MM	IN	MM	IN	MM	IN	MM	IN	MM	IN	MM	LB	KG

### 2500 Life Cycles

LCF 025 04 025S	2500	0.004	0.10	0.250	6.35	14	356	0.52	13.21	12	305	0.297	7.54	0.349	8.86	0.660	0.30
LCF 025 05 031S	2500	0.005	0.13	0.313	7.94	15	381	0.65	16.51	12	305	0.359	9.12	0.436	11.07	1.030	0.47
LCF 025 06 038S	2500	0.006	0.15	0.375	9.53	21	533	0.78	19.81	18	457	0.438	11.13	0.523	13.28	1.480	0.67
LCF 025 06 050S	2500	0.006	0.15	0.500	12.70	21	533	0.78	19.81	18	457	0.438	11.13	0.523	13.28	1.970	0.89
LCF 025 08 050S	2500	0.008	0.20	0.500	12.70	28	711	1.06	26.92	24	610	0.578	14.68	0.697	17.70	2.630	1.19
LCF 025 10 063S	2500	0.010	0.25	0.625	15.88	29	737	1.31	33.27	24	610	0.734	18.65	0.873	22.17	4.120	1.87
LCF 025 12 075S	2500	0.012	0.30	0.750	19.05	36	914	1.56	39.62	30	762	0.875	22.23	1.050	26.67	5.940	2.69
LCF 025 12 100S	2500	0.012	0.30	1.000	25.40	36	914	1.56	39.62	30	762	0.875	22.23	1.050	26.67	7.920	3.59
LCF 025 16 100S	2500	0.016	0.41	1.000	25.40	38	965	2.10	53.34	30	762	1.156	29.37	1.400	35.56	10.600	4.81
LCF 025 20 125S	2500	0.020	0.51	1.250	31.75	47	1194	2.60	66.04	36	914	1.469	37.31	1.750	44.45	16.500	7.48

### 4000 Life Cycles

LCF 040 04 025S	4000	0.004	0.10	0.250	6.35	15	381	0.61	15.49	12	305	0.340	8.64	0.400	10.16	0.500	0.23
LCF 040 05 031S	4000	0.005	0.13	0.313	7.94	17	432	0.75	19.05	12	305	0.370	9.40	0.500	12.70	1.030	0.47
LCF 040 06 038S	4000	0.006	0.15	0.375	9.53	24	610	0.94	23.88	18	457	0.450	11.43	0.620	15.75	1.480	0.67
LCF 040 06 050S	4000	0.006	0.15	0.500	12.70	25	635	0.97	24.64	18	457	0.450	11.43	0.650	16.51	1.970	0.89
LCF 040 08 050S	4000	0.008	0.20	0.500	12.70	30	762	1.24	31.50	24	610	0.590	14.99	0.820	20.83	2.630	1.19
LCF 040 10 063S	4000	0.010	0.25	0.625	15.88	33	838	1.49	37.85	24	610	0.730	18.54	0.990	25.15	4.120	1.87
LCF 040 12 075S	4000	0.012	0.30	0.750	19.05	39	991	1.79	45.47	30	762	0.880	22.35	1.190	30.23	5.940	2.69
LCF 040 12 100S	4000	0.012	0.30	1.000	25.40	39	991	1.80	45.72	30	762	0.880	22.35	1.200	30.48	7.920	3.59
LCF 040 16 100S	4000	0.016	0.41	1.000	25.40	40	1016	2.28	57.91	30	762	1.200	30.48	1.520	38.61	10.600	4.81
LCF 040 20 125S	4000	0.020	0.51	1.250	31.75	50	1270	2.83	71.88	36	914	1.470	37.34	1.890	48.01	16.500	7.48

### 13000 Life Cycles

LCF 130 04 025S	13000	0.004	0.10	0.250	6.35	15	381	0.80	20.32	12	305	0.438	11.13	0.533	13.54	0.320	0.15
LCF 130 05 031S	13000	0.005	0.13	0.313	7.94	16	406	1.00	25.40	12	305	0.563	14.30	0.665	16.89	0.490	0.22
LCF 130 06 038S	13000	0.006	0.15	0.375	9.53	23	584	1.20	30.48	18	457	0.672	17.07	0.798	20.27	0.710	0.32
LCF 130 06 050S	13000	0.006	0.15	0.500	12.70	23	584	1.20	30.48	18	457	0.672	17.07	0.798	20.27	0.950	0.43
LCF 130 08 050S	13000	0.008	0.20	0.500	12.70	30	762	1.59	40.39	24	610	0.875	22.23	1.060	26.92	1.260	0.57
LCF 130 10 063S	13000	0.010	0.25	0.625	15.88	32	813	2.00	50.80	24	610	1.109	28.18	1.330	33.78	1.980	0.90
LCF 130 12 075S	13000	0.012	0.30	0.750	19.05	40	1016	2.38	60.45	30	762	1.344	34.13	1.590	40.39	2.840	1.29
LCF 130 12 100S	13000	0.012	0.30	1.000	25.40	40	1016	2.38	60.45	30	762	1.344	34.13	1.590	40.39	3.790	1.72
LCF 130 15 100S	13000	0.015	0.38	1.000	25.40	42	1067	2.98	75.69	30	762	1.672	42.47	1.990	50.55	4.740	2.15
LCF 130 20 125S	13000	0.020	0.51	1.250	31.75	52	1321	3.97	100.84	36	914	2.219	56.36	2.650	67.31	9.480	4.30

### 25000 Life Cycles

LCF 250 04 025S	25000	0.004	0.10	0.250	6.35	22	559	0.88	22.35	18	457	0.530	13.46	0.590	14.99	0.230	0.10
LCF 250 05 038S	25000	0.005	0.13	0.375	9.53	29	737	1.09	27.69	24	610	0.650	16.51	0.730	18.54	0.430	0.20
LCF 250 06 038S	25000	0.006	0.15	0.375	9.53	30	762	1.30	33.02	24	610	0.770	19.56	0.860	21.84	0.520	0.24
LCF 250 06 050S	25000	0.006	0.15	0.500	12.70	30	762	1.36	34.54	24	610	0.800	20.32	0.900	22.86	0.700	0.32
LCF 250 08 050S	25000	0.008	0.20	0.500	12.70	38	965	1.80	45.72	30	762	1.070	27.18	1.200	30.48	0.930	0.42
LCF 250 10 063S	25000	0.010	0.25	0.625	15.88	40	1016	2.28	57.91	30	762	1.360	34.54	1.520	38.61	1.460	0.66
LCF 250 12 075S	25000	0.012	0.30	0.750	19.05	48	1219	2.69	68.33	36	914	1.600	40.64	1.790	45.47	2.090	0.95
LCF 250 12 100S	25000	0.012	0.30	1.000	25.40	48	1219	2.69	68.33	36	914	1.600	40.64	1.790	45.47	2.800	1.27
LCF 250 15 100S	25000	0.015	0.38	1.000	25.40	56	1422	3.30	83.82	42	1067	1.960	49.78	2.200	55.88	3.500	1.59
LCF 250 20 125S	25000	0.020	0.51	1.250	31.75	60	1524	4.25	107.95	42	1067	2.530	64.26	2.830	71.88	5.830	2.64


### SPECIAL INSTRUCTIONS FOR CONSTANT FORCE SPRINGS

**PRICING:** See Page 316 for pricing up to 199 pcs. To price or order up to 599 pieces, visit [www.leespring.com](http://www.leespring.com); 600+ pcs., contact Lee Spring.  
**CUSTOM DESIGNS:** Custom Constant Force Springs are available on request; see Custom Springs Section for Constant Force Springs specification form.



CONSTANT FORCE SPRINGS





With over 25,000 stock springs, extensive custom capabilities and over 100 years of expertise, Lee Spring continues to respond to yesterday's needs, today's demands and tomorrow's technology. We lead the industry with innovative products like LeeP™ Plastic Composite Springs, BANTAM™ Mini

Springs, Lite Pressure™ Springs and now High Pressure Springs.

Whether you need 1 spring or 10 million springs, our World-Class Service and comprehensive website make finding the right spring easy. Call or email us today to learn more.





# Battery Spring Series

## Variable Mounts for Common Battery Sizes




### Materials:

- Nickel Coated Music Wire:** Since most alkaline batteries have nickel plated containers, a nickel coating for the metal contacts is suitable. The use of similar materials removes the possibility of galvanic corrosion and aids in wear resistance. Nickel will also tend to wipe and aid in breaking down the oxide that can form on the battery metal contact surface. In addition, a nickel coating will provide general corrosion resistance and is an excellent conductor of electricity.
- Silver Coated Beryllium Copper:** Beryllium Copper is among the hardest, strongest and most wear-resistant of copper alloys. Silver coating further enhances electrical and thermal conductivity. The electric conductivity is 65-70% that of copper; the strength and fatigue resistance are comparable to higher beryllium alloys. The light silver coating allows for easy soldering. Beryllium copper is corrosion resistant in various environments and is both non-magnetic and non-sparking.

Lee Springs Battery Series Springs offer conical springs that are perfect for prototyping through large production runs. Available to fit most battery sizes: AAA, AA, C, and D. These stock springs are available in four mounting designs, including an adaptable style which can be easily configured to your specific application. Designed to adjust to various battery lengths and to provide low contact resistance and dependable connections.

### Mounting Types:



The Lee Spring Battery Series is ideal for use in molded cases with self-contained battery compartments or in many other common mounting applications.



Lee Spring is an international company with  
dessaemt paunf t sr nrice t pai ugi osur nt.  
Crnsoi s ct sr yont

# Battery Spring Series

## Guide to using tables

**Lee Stock Number:**  
Lee Spring Part Number

**Wire Diameter:**  
Wire diameter of spring wire.

**ID Top:**  
The inside diameter at the top coil of the spring.

**ID Eyelet:**  
The inside diameter of the eyelet at the spring end, where applicable.

**Center to Center Length:**  
The distance between points as shown in graphics, dependent on mounting type.

**Price Group:**  
Reference for price list. See fold-out section at rear of book.

**INTERIOR MOUNT BATTERY SPRINGS**  
*Music Wire (Nickel Coated)*

LEE STOCK NUMBER	BATTERY SIZE	WIRE DIAMETER		OD BASE		ID TOP		FREE LENGTH		ID EYELET		APPROX LOAD		@ INSTALLED HEIGHT		CENTER TO CENTER LENGTH		PRICE CODE
		IN.	MM	IN.	MM	IN.	MM	IN.	MM	IN.	MM	LB.	KG	IN.	MM	IN.	MM	
LB 024A 01 AA	AA	0.024	0.61	0.390	9.91	0.220	5.59	0.440	11.18	0.110	2.79	1.750	0.79	0.142	3.61	N/A	N/A	J
LB 024A 01 AAA	AAA	0.024	0.61	0.360	9.14	0.160	4.06	0.355	9.02	0.110	2.79	1.500	0.68	0.195	4.95	N/A	N/A	J
LB 032A 01 C	C	0.032	0.81	0.540	13.72	0.330	8.38	0.520	13.21	0.175	4.45	1.000	0.45	0.340	8.64	N/A	N/A	J
LB 036A 01 D	D	0.036	0.91	0.660	16.76	0.360	9.14	0.720	18.29	0.175	4.45	3.000	1.36	0.175	4.45	N/A	N/A	J

**Battery Size:**  
The battery size the spring has been designed to work with.

**OD Base:**  
The outside diameter at the base coil of the spring.

**Free Length:**  
The overall height of the spring in the unloaded position.

**Approx Load:**  
The load or force required to reach the installed height.

**@ Installed Height:**  
The suggested design height for the compressed spring after a battery installation.

### Additional Information

- Adaptable Mount type battery springs have an extended leg which can be configured for mounting as needed.
- Custom battery springs, spring loaded contacts or stampings can be manufactured to fit your application.


### How to Determine Price

1. Select the spring you want by LEE STOCK NUMBER.
2. Read across to the last column PRICE GROUP to obtain the price code: when applicable, select the price code that corresponds to the material type required.
3. Refer to the PRICE GROUP in the appropriate pricing chart by spring type located in the back of this catalog for pricing up to 199 pieces of an item.
4. Prices subject to change without notice.

**FREE SHIPPING AVAILABLE**  
See Price List in back of catalog for details.

# SPECIALTY STOCK PARTS: BATTERY SPRINGS

Music Wire (Nickel Coated) or Beryllium Copper (Silver Coated)



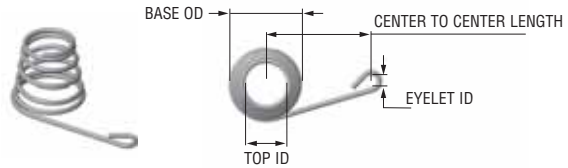
## INTERIOR MOUNT BATTERY SPRINGS

Music Wire (Nickel Coated)

Lee STOCK NUMBER	BATTERY SIZE	WIRE DIAMETER		OD BASE		ID TOP		FREE LENGTH		ID EYELET		APPROX LOAD		@ INSTALLED HEIGHT		CENTER TO CENTER LENGTH		PRICE CODE
		IN.	MM	IN.	MM	IN.	MM	IN.	MM	IN.	MM	LB.	KG	IN.	MM	IN.	MM	
LB 024A 01 AA	AA	0.024	0.61	0.390	9.91	0.220	5.59	0.440	11.18	0.110	2.79	1.750	0.79	0.142	3.61	N/A	N/A	J
LB 024A 01 AAA	AAA	0.024	0.61	0.360	9.14	0.160	4.06	0.355	9.02	0.110	2.79	1.500	0.68	0.195	4.95	N/A	N/A	J
LB 032A 01 C	C	0.032	0.81	0.540	13.72	0.330	8.38	0.520	13.21	0.175	4.45	1.000	0.45	0.340	8.64	N/A	N/A	J
LB 036A 01 D	D	0.036	0.91	0.660	16.76	0.360	9.14	0.720	18.29	0.175	4.45	3.000	1.36	0.175	4.45	N/A	N/A	J

Beryllium Copper (Silver Coated)

Lee STOCK NUMBER	BATTERY SIZE	WIRE DIAMETER		OD BASE		ID TOP		FREE LENGTH		ID EYELET		APPROX LOAD		@ INSTALLED HEIGHT		CENTER TO CENTER LENGTH		PRICE CODE
		IN.	MM	IN.	MM	IN.	MM	IN.	MM	IN.	MM	LB.	KG	IN.	MM	IN.	MM	
LBC 028A 01 AA	AA	0.028	0.71	0.390	9.91	0.220	5.59	0.440	11.18	0.110	2.79	1.750	0.79	0.142	3.61	N/A	N/A	R
LBC 028A 01 AAA	AAA	0.028	0.71	0.360	9.14	0.160	4.06	0.355	9.02	0.110	2.79	1.500	0.68	0.195	4.95	N/A	N/A	R
LBC 038A 01 C	C	0.038	0.97	0.540	13.72	0.330	8.38	0.520	13.21	0.175	4.45	1.000	0.45	0.340	8.64	N/A	N/A	T
LBC 040A 01 D	D	0.040	1.02	0.660	16.76	0.360	9.14	0.720	18.29	0.175	4.45	3.000	1.36	0.175	4.45	N/A	N/A	Z



## EXTERIOR MOUNT BATTERY SPRINGS

Music Wire (Nickel Coated)

Lee STOCK NUMBER	BATTERY SIZE	WIRE DIAMETER		OD BASE		ID TOP		FREE LENGTH		ID EYELET		APPROX LOAD		@ INSTALLED HEIGHT		CENTER TO CENTER LENGTH		PRICE CODE
		IN.	MM	IN.	MM	IN.	MM	IN.	MM	IN.	MM	LB.	KG	IN.	MM	IN.	MM	
LB 024B 01 AA	AA	0.024	0.61	0.390	9.91	0.220	5.59	0.440	11.18	0.110	2.79	1.750	0.79	0.142	3.61	0.545	13.84	J
LB 024B 01 AAA	AAA	0.024	0.61	0.360	9.14	0.160	4.06	0.355	9.02	0.110	2.79	1.500	0.68	0.195	4.95	0.478	12.14	J
LB 032B 01 C	C	0.032	0.81	0.540	13.72	0.330	8.38	0.520	13.21	0.175	4.45	1.000	0.45	0.340	8.64	0.984	24.99	J
LB 036B 01 D	D	0.036	0.91	0.660	16.76	0.360	9.14	0.720	18.29	0.175	4.45	3.000	1.36	0.175	4.45	1.218	30.94	J

Beryllium Copper (Silver Coated)

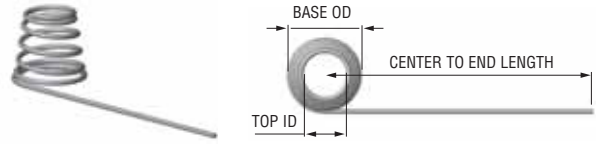
Lee STOCK NUMBER	BATTERY SIZE	WIRE DIAMETER		OD BASE		ID TOP		FREE LENGTH		ID EYELET		APPROX LOAD		@ INSTALLED HEIGHT		CENTER TO CENTER LENGTH		PRICE CODE
		IN.	MM	IN.	MM	IN.	MM	IN.	MM	IN.	MM	LB.	KG	IN.	MM	IN.	MM	
LBC 028B 01 AA	AA	0.028	0.71	0.390	9.91	0.220	5.59	0.440	11.18	0.110	2.79	1.750	0.79	0.142	3.61	0.545	13.84	R
LBC 028B 01 AAA	AAA	0.028	0.71	0.360	9.14	0.160	4.06	0.355	9.02	0.110	2.79	1.500	0.68	0.195	4.95	0.478	12.14	R
LBC 038B 01 C	C	0.038	0.97	0.540	13.72	0.330	8.38	0.520	13.21	0.175	4.45	1.000	0.45	0.340	8.64	0.984	24.99	T
LBC 040B 01 D	D	0.040	1.02	0.660	16.76	0.360	9.14	0.720	18.29	0.175	4.45	3.000	1.36	0.175	4.45	1.218	30.94	Z

### SPECIAL INSTRUCTIONS FOR BATTERY SPRINGS

**PRICING:** See Inside Back Cover for up to 199 pricing. To price or order up to 599 pieces, visit [www.leespring.com](http://www.leespring.com); 600+ pieces, contact Lee Spring.  
**CUSTOM DESIGNS:** Custom Battery Springs are available on request; see Custom Springs Section for Battery Springs specification form.

# SPECIALTY STOCK PARTS: BATTERY SPRINGS

Music Wire (Nickel Coated) or Beryllium Copper (Silver Coated)



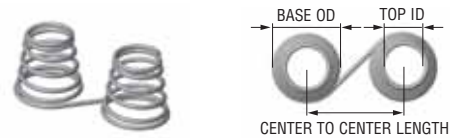
## ADAPTABLE MOUNT BATTERY SPRINGS

Music Wire (Nickel Coated)

Lee STOCK NUMBER	BATTERY Size	WIRE DIAMETER		OD BASE		ID TOP		FREE LENGTH		ID eYeLeT		APPROX LOAD		@ INSTALLED HEIGHT		CeNTER TO eND LeNGTH		PRICe CODE
		IN.	MM	IN.	MM	IN.	MM	IN.	MM	IN.	MM	LB.	KG	IN.	MM	IN.	MM	
LB 024C 01 AA	AA	0.024	0.61	0.390	9.91	0.220	5.59	0.440	11.18	N/A	N/A	1.750	0.79	0.142	3.61	3.000	76.20	F
LB 024C 01 AAA	AAA	0.024	0.61	0.360	9.14	0.160	4.06	0.355	9.02	N/A	N/A	1.500	0.68	0.195	4.95	3.000	76.20	F
LB 032C 01 C	C	0.032	0.81	0.540	13.72	0.330	8.38	0.520	13.21	N/A	N/A	1.000	0.45	0.340	8.64	3.000	76.20	F
LB 036C 01 D	D	0.036	0.91	0.660	16.76	0.360	9.14	0.720	18.29	N/A	N/A	3.000	1.36	0.175	4.45	3.000	76.20	F

Beryllium Copper (Silver Coated)

Lee STOCK NUMBER	BATTERY Size	WIRE DIAMETER		OD BASE		ID TOP		FREE LENGTH		ID eYeLeT		APPROX LOAD		@ INSTALLED HEIGHT		CeNTER TO eND LeNGTH		PRICe CODE
		IN.	MM	IN.	MM	IN.	MM	IN.	MM	IN.	MM	LB.	KG	IN.	MM	IN.	MM	
LBC 028C 01 AA	AA	0.028	0.71	0.390	9.91	0.220	5.59	0.440	11.18	N/A	N/A	1.750	0.79	0.142	3.61	3.000	76.20	N
LBC 028C 01 AAA	AAA	0.028	0.71	0.360	9.14	0.160	4.06	0.355	9.02	N/A	N/A	1.500	0.68	0.195	4.95	3.000	76.20	N
LBC 038C 01 C	C	0.038	0.97	0.540	13.72	0.330	8.38	0.520	13.21	N/A	N/A	1.000	0.45	0.340	8.64	3.000	76.20	T
LBC 040C 01 D	D	0.040	1.02	0.660	16.76	0.360	9.14	0.720	18.29	N/A	N/A	3.000	1.36	0.175	4.45	3.000	76.20	AE



## DOUBLE MOUNT BATTERY SPRINGS

Music Wire (Nickel Coated)

Lee STOCK NUMBER	BATTERY Size	WIRE DIAMETER		OD BASE		ID TOP		FREE LENGTH		ID eYeLeT		APPROX LOAD		@ INSTALLED HEIGHT		CeNTER TO CeNTER LeNGTH		PRICe CODE
		IN.	MM	IN.	MM	IN.	MM	IN.	MM	IN.	MM	LB.	KG	IN.	MM	IN.	MM	
LB 024D 01 AA	AA	0.024	0.61	0.390	9.91	0.220	5.59	0.440	11.18	N/A	N/A	1.750	0.79	0.142	3.61	0.620	15.75	T
LB 024D 01 AAA	AAA	0.024	0.61	0.360	9.14	0.160	4.06	0.355	9.02	N/A	N/A	1.500	0.68	0.195	4.95	0.466	11.84	T
LB 032D 01 C	C	0.032	0.81	0.540	13.72	0.330	8.38	0.520	13.21	N/A	N/A	1.000	0.45	0.340	8.64	1.070	27.18	T
LB 036D 01 D	D	0.036	0.91	0.660	16.76	0.360	9.14	0.720	18.29	N/A	N/A	3.000	1.36	0.175	4.45	1.340	34.04	T

Beryllium Copper (Silver Coated)

Lee STOCK NUMBER	BATTERY Size	WIRE DIAMETER		OD BASE		ID TOP		FREE LENGTH		ID eYeLeT		APPROX LOAD		@ INSTALLED HEIGHT		CeNTER TO CeNTER LeNGTH		PRICe CODE
		IN.	MM	IN.	MM	IN.	MM	IN.	MM	IN.	MM	LB.	KG	IN.	MM	IN.	MM	
LBC 028D 01 AA	AA	0.028	0.71	0.390	9.91	0.220	5.59	0.440	11.18	N/A	N/A	1.750	0.79	0.142	3.61	0.620	15.75	W
LBC 028D 01 AAA	AAA	0.028	0.71	0.360	9.14	0.160	4.06	0.355	9.02	N/A	N/A	1.500	0.68	0.195	4.95	0.466	11.84	AA
LBC 038D 01 C	C	0.038	0.97	0.540	13.72	0.330	8.38	0.520	13.21	N/A	N/A	1.000	0.45	0.340	8.64	1.070	27.18	AJ
LBC 040D 01 D	D	0.040	1.02	0.660	16.76	0.360	9.14	0.720	18.29	N/A	N/A	3.000	1.36	0.175	4.45	1.340	34.04	AO

### SPECIAL INSTRUCTIONS FOR BATTERY SPRINGS

**PRICING:** See Inside Back Cover for up to 199 pricing. To price or order up to 599 pieces, visit [www.leespring.com](http://www.leespring.com); 600+ pieces, contact Lee Spring.  
**CUSTOM DESIGNS:** Custom Battery Springs are available on request; see Custom Springs Section for Battery Springs specification form.

# Continuous Length Extension Springs

## Adaptable Cut to Length Extension Springs



Lee Spring's Continuous Length Extension Springs are excellent for prototyping or when an extension spring needs to be configured quickly in the shop or on the road.

The Continuous Length Extension Spring is designed to be cut to length as needed. Keep a selection of Continuous Length Extension springs on hand and be ready to configure a spring at any time.

Continuous Length springs are available in 3 length configurations (12", 24", and 36" lengths) and in a wide range of outside diameter and stiffness combinations, matching Lee Spring's most popular stock extension springs.

Available in two material options, Music Wire and Type 302 Stainless Steel. Music Wire springs are provided with an oiled finish for light corrosion resistance.

### How to Configure a Continuous Length Spring:

#### Step 1



Fold Spring 180° at desired length and cut. Cut shorter than needed by one-half the coil body diameter.

#### Step 2



Across from cut end, bend last coil up at 45° angle. To form double loop, bend last two coils up 45°. Do not use heat!

#### Step 3



Twist cut end of loop into center of coil body. This may require pliers. You may have to twist past center to allow the loop to flex back.

#### Step 4



Cut end of newly formed loop to obtain any gap needed for mounting.

CONTINUOUS LENGTH  
EXTENSION SPRINGS



Lee Spring can manufacture custom continuous length extension springs to your specifications. Contact us today!

# Continuous Length Extension Springs

## Guide to using tables

**Lee Stock Number:**

Lee Spring Part Number, add suffix M for Music Wire or S for Stainless Steel.

**Outside Diameter:**

Spring outer diameter, parts listed in ascending order.

**Initial Tension:**

Force that keeps the coils closed and which must be overcome before the coils start to move.

**Stiffness:**

Factor used to calculate spring rate based on the final cut length.

**Price Group:**

Reference for price list. See fold-out section at rear of book.

LEE STOCK NUMBER	OUTSIDE DIAMETER		WIRE DIAMETER		FREE LENGTH		INITIAL TENSION		APPROX. NUMBER OF COILS/IN.	STIFFNESS K	PRICE GROUP	
	IN.	MM	IN.	MM	IN.	MM	LB.	KG			Music Wire	#302 Stainless
LEC014A 12	0.125	3.18	0.014	0.36	12	305	0.12	0.054	71.4	42.1	AM	AM
LEC014A 24					24	610					AN	AN
LEC014A 36					36	914					AO	AR
LEC016A 12	0.125	3.18	0.016	0.41	12	305	0.20	0.091	62.5	75.9	AM	AM
LEC016A 24					24	610					AN	AN
LEC016A 36					36	914					AO	AR
LEC018A 12	0.125	3.18	0.018	0.46	12	305	0.30	0.136	55.5	128	AM	AM
LEC018A 24					24	610					AN	AN
LEC018A 36					36	914					AO	AR

**Wire Diameter:** In ascending order of size, within each group of outside diameters.

**Free Length:** The overall length of the spring in the unloaded position.

**Approx Number of Coils/In.:** The number of coils in each inch of length.

### Additional Information

- All Continuous Length Extension Springs are right hand wound.
- To determine the spring rate per inch of extension for the final cut spring, use the following formula:  
Rate = K / N  
where K = Stiffness Factor, N = Number of Coils per Inch Factor X Cut Body Length in Inches
- To determine the load at an extended length, multiply deflection by the spring rate and add the initial tension.

### How to Determine Price

1. Select the spring you want by LEE STOCK NUMBER.
2. Read across to the last column PRICE GROUP to obtain the price code: when applicable, select the price code that corresponds to the material type required.
3. Refer to the PRICE GROUP in the appropriate pricing chart by spring type located in the back of this catalog for pricing up to 199 pieces of an item.
4. Prices subject to change without notice.

**FREE SHIPPING AVAILABLE**  
See Price List in back of catalog for details.



# SPECIALTY STOCK PARTS: CONTINUOUS LENGTH EXTENSION SPRINGS

Music Wire (Light Oil Coated) • 302 Stainless Steel (Natural)

LEE STOCK NUMBER	OUTSIDE DIAMETER		WIRE DIAMETER		FREE LENGTH		INITIAL TENSION		APPROX. NUMBER OF COILS/IN.	STIFFNESS K	PRICE GROUP	
	IN.	MM	IN.	MM	IN.	MM	LB.	KG			Music Wire M	#302 Stainless S
LEC014A 12	0.125	3.18	0.014	0.36	12	305	0.12	0.054	71.4	42.1	AM	AM
LEC014A 24					24	610					AN	AN
LEC014A 36					36	914					AO	AR
LEC016A 12	0.125	3.18	0.016	0.41	12	305	0.20	0.091	62.5	75.9	AM	AM
LEC016A 24					24	610					AN	AN
LEC016A 36					36	914					AO	AR
LEC018A 12	0.125	3.18	0.018	0.46	12	305	0.30	0.136	55.5	128.5	AM	AM
LEC018A 24					24	610					AN	AN
LEC018A 36					36	914					AO	AR
LEC020A 12	0.125	3.18	0.020	0.51	12	305	0.40	0.181	50.0	207.3	AM	AM
LEC020A 24					24	610					AN	AN
LEC020A 36					36	914					AO	AR
LEC022A 12	0.125	3.18	0.022	0.56	12	305	0.45	0.204	45.4	321.6	AM	AM
LEC022A 24					24	610					AN	AN
LEC022A 36					36	914					AO	AR
LEC018C 12	0.250	6.35	0.018	0.46	12	305	0.10	0.045	55.5	12.6	AN	AN
LEC018C 24					24	610					AO	AP
LEC018C 36					36	914					AP	AU
LEC022C 12	0.250	6.35	0.022	0.56	12	305	0.20	0.091	45.4	29.6	AN	AN
LEC022C 24					24	610					AO	AP
LEC022C 36					36	914					AP	AU
LEC026C 12	0.250	6.35	0.026	0.66	12	305	0.40	0.181	38.4	61.0	AN	AN
LEC026C 24					24	610					AO	AP
LEC026C 36					36	914					AP	AU
LEC029C 12	0.250	6.35	0.029	0.74	12	305	0.55	0.249	34.4	98.3	AN	AN
LEC029C 24					24	610					AO	AP
LEC029C 36					36	914					AP	AU
LEC031C 12	0.250	6.35	0.031	0.79	12	305	0.70	0.318	32.2	131.9	AN	AN
LEC031C 24					24	610					AO	AP
LEC031C 36					36	914					AP	AU
LEC034C 12	0.250	6.35	0.034	0.86	12	305	0.85	0.386	29.4	198.9	AN	AN
LEC034C 24					24	610					AO	AP
LEC034C 36					36	914					AP	AU
LEC037C 12	0.250	6.35	0.037	0.94	12	305	1.00	0.454	27.0	290.9	AN	AN
LEC037C 24					24	610					AO	AP
LEC037C 36					36	914					AP	AU
LEC041C 12	0.250	6.35	0.041	1.04	12	305	1.05	0.476	24.3	464.3	AN	AN
LEC041C 24					24	610					AO	AP
LEC041C 36					36	914					AP	AU
LEC026D 12	0.375	9.53	0.026	0.66	12	305	0.22	0.100	38.4	16.1	AO	AP
LEC026D 24					24	610					AP	AT
LEC026D 36					36	914					AS	AX
LEC031D 12	0.375	9.53	0.031	0.79	12	305	0.30	0.136	32.2	34.0	AO	AP
LEC031D 24					24	610					AP	AT
LEC031D 36					36	914					AS	AX
LEC034D 12	0.375	9.53	0.034	0.86	12	305	0.50	0.227	29.4	50.6	AO	AP
LEC034D 24					24	610					AP	AT
LEC034D 36					36	914					AS	AX
LEC037D 12	0.375	9.53	0.037	0.94	12	305	0.70	0.318	27.0	72.8	AO	AP
LEC037D 24					24	610					AP	AT
LEC037D 36					36	914					AS	AX



CONTINUOUS LENGTH  
EXTENSION SPRINGS

### SPECIAL INSTRUCTIONS FOR CONTINUOUS LENGTH SPRINGS

**STOCK NUMBERS:** Add "M" to end of Stock Number for Music Wire; "S" for Type 302 Stainless.  
**PRICING:** See Inside Back Cover for pricing up to 199; 200+ pieces contact Lee Spring.  
**CALCULATIONS:** Spring Stiffness and Initial Tension are for Music Wire. For Type 302 Stainless, multiply figures shown by 5/6 (.833).

# SPECIALTY STOCK PARTS: CONTINUOUS LENGTH EXTENSION SPRINGS

Music Wire (Light Oil Coated) • 302 Stainless Steel (Natural)

LEE STOCK NUMBER	OUTSIDE DIAMETER		WIRE DIAMETER		FREE LENGTH		INITIAL TENSION		APPROX. NUMBER OF COILS/IN.	STIFFNESS K	PRICE GROUP	
	IN.	MM	IN.	MM	IN.	MM	LB.	KG			Music Wire	#302 Stainless
											M	S
LEC039D 12	0.375	9.53	0.039	0.99	12	305	0.80	0.363	25.6	91.5	AO	AP
LEC039D 24					24	610					AP	AT
LEC039D 36					36	914					AS	AX
LEC041D 12	0.375	9.53	0.041	1.04	12	305	0.90	0.408	24.3	113.8	AO	AP
LEC041D 24					24	610					AP	AT
LEC041D 36					36	914					AS	AX
LEC045D 12	0.375	9.53	0.045	1.14	12	305	1.20	0.544	22.2	171.2	AO	AP
LEC045D 24					24	610					AP	AT
LEC045D 36					36	914					AS	AX
LEC049D 12	0.375	9.53	0.049	1.24	12	305	1.50	0.680	20.4	249.6	AO	AP
LEC049D 24					24	610					AR	AT
LEC049D 36					36	914					AS	AX
LEC052D 12	0.375	9.53	0.052	1.32	12	305	1.75	0.794	19.2	325.5	AO	AP
LEC052D 24					24	610					AR	AT
LEC052D 36					36	914					AT	AY
LEC055D 12	0.375	9.53	0.055	1.40	12	305	2.00	0.907	18.1	418.9	AO	AP
LEC055D 24					24	610					AR	AT
LEC055D 36					36	914					AT	AY
LEC058D 12	0.375	9.53	0.058	1.47	12	305	2.50	1.134	17.2	532.9	AO	AP
LEC058D 24					24	610					AR	AT
LEC058D 36					36	914					AT	AY
LEC034E 12	0.500	12.70	0.034	0.86	12	305	0.30	0.136	29.4	19.8	AP	AS
LEC034E 24					24	610					AS	AW
LEC034E 36					36	914					AU	AZA
LEC037E 12	0.500	12.70	0.037	0.94	12	305	0.40	0.181	27.0	28.3	AP	AS
LEC037E 24					24	610					AS	AW
LEC037E 36					36	914					AU	AZA
LEC041E 12	0.500	12.70	0.041	1.04	12	305	0.50	0.227	24.3	43.8	AP	AS
LEC041E 24					24	610					AS	AW
LEC041E 36					36	914					AU	AZA
LEC045E 12	0.500	12.70	0.045	1.14	12	305	0.70	0.318	22.2	65.3	AP	AS
LEC045E 24					24	610					AS	AW
LEC045E 36					36	914					AU	AZA
LEC049E 12	0.500	12.70	0.049	1.24	12	305	0.88	0.399	20.4	94.3	AP	AS
LEC049E 24					24	610					AS	AW
LEC049E 36					36	914					AU	AZA
LEC055E 12	0.500	12.70	0.055	1.40	12	305	1.30	0.590	18.1	155.8	AP	AS
LEC055E 24					24	610					AT	AX
LEC055E 36					36	914					AW	AZB
LEC063E 12	0.500	12.70	0.0625	1.59	12	305	2.00	0.907	15.8	273.3	AR	AS
LEC063E 24					24	610					AT	AX
LEC063E 36					36	914					AW	AZB
LEC067E 12	0.500	12.70	0.067	1.70	12	305	3.50	1.588	14.9	372.3	AR	AS
LEC067E 24					24	610					AT	AY
LEC067E 36					36	914					AW	AZC
LEC075E 12	0.500	12.70	0.075	1.91	12	305	5.00	2.268	13.3	618.3	AR	AU
LEC075E 24					24	610					AT	AZ
LEC075E 36					36	914					AX	AZD
LEC049G 12	0.750	19.05	0.049	1.24	12	305	0.59	0.268	20.4	25.1	AW	AY
LEC049G 24					24	610					AZ	AZC
LEC049G 36					36	914					AZB	AZG

CONTINUOUS LENGTH EXTENSION SPRINGS

### SPECIAL INSTRUCTIONS FOR CONTINUOUS LENGTH SPRINGS

**STOCK NUMBERS:** Add "M" to end of Stock Number for Music Wire; "S" for Type 302 Stainless.  
**PRICING:** See Inside Back Cover for pricing up to 199; 200+ pieces contact Lee Spring.  
**CALCULATIONS:** Spring Stiffness and Initial Tension are for Music Wire. For Type 302 Stainless, multiply figures shown by 5/6 (.833).

# SPECIALTY STOCK PARTS: CONTINUOUS LENGTH EXTENSION SPRINGS

Music Wire (Light Oil Coated) • 302 Stainless Steel (Natural)

LEE STOCK NUMBER	OUTSIDE DIAMETER		WIRE DIAMETER		FREE LENGTH		INITIAL TENSION		APPROX. NUMBER OF COILS/IN.	STIFFNESS K	PRICE GROUP	
	IN.	MM	IN.	MM	IN.	MM	LB.	KG			Music Wire M	#302 Stainless S
LEC055G 12	0.750	19.05	0.055	1.40	12	305	0.80	0.363	18.1	40.9	AW	AY
LEC055G 24					24	610					AZ	AZC
LEC055G 36					36	914					AZB	AZG
LEC063G 12	0.750	19.05	0.0625	1.59	12	305	1.20	0.544	15.8	70.4	AW	AY
LEC063G 24					24	610					AZ	AZD
LEC063G 36					36	914					AZB	AZH
LEC069G 12	0.750	19.05	0.069	1.75	12	305	1.60	0.726	14.5	107.7	AX	AZA
LEC069G 24					24	610					AZ	AZD
LEC069G 36					36	914					AZB	AZJ
LEC075G 12	0.750	19.05	0.075	1.91	12	305	2.00	0.907	13.3	154.3	AX	AZA
LEC075G 24					24	610					AZA	AZE
LEC075G 36					36	914					AZD	AZJ
LEC085G 12	0.750	19.05	0.085	2.16	12	305	2.80	1.270	11.7	266.3	AX	AZA
LEC085G 24					24	610					AZA	AZE
LEC085G 36					36	914					AZD	AZJ
LEC093G 12	0.750	19.05	0.093	2.36	12	305	3.50	1.588	10.7	395.7	AY	AZA
LEC093G 24					24	610					AZA	AZF
LEC093G 36					36	914					AZE	AZK
LEC105G 12	0.750	19.05	0.105	2.67	12	305	6.00	2.722	9.5	651.2	AY	AZB
LEC105G 24					24	610					AZB	AZG
LEC105G 36					36	914					AZE	AZL
LEC112G 12	0.750	19.05	0.112	2.84	12	305	8.00	3.629	8.9	871.0	AY	AZB
LEC112G 24					24	610					AZB	AZG
LEC112G 36					36	914					AZF	AZL
LEC085JK 12	1.125	28.58	0.085	2.16	12	305	1.89	0.857	11.7	69.6	AZ	AZD
LEC085JK 24					24	610					AZD	AZJ
LEC085JK 36					36	914					AZG	AZO
LEC105JK 12	1.125	28.58	0.105	2.67	12	305	3.40	1.542	9.5	164.7	AZA	AZE
LEC105JK 24					24	610					AZE	AZL
LEC105JK 36					36	914					AZJ	AZP
LEC125JK 12	1.125	28.58	0.125	3.18	12	305	5.51	2.499	8.0	351.0	AZC	AZG
LEC125JK 24					24	610					AZH	AZM
LEC125JK 36					36	914					AZL	AZQ



CONTINUOUS LENGTH  
EXTENSION SPRINGS

### SPECIAL INSTRUCTIONS FOR CONTINUOUS LENGTH SPRINGS

**STOCK NUMBERS:** Add "M" to end of Stock Number for Music Wire; "S" for Type 302 Stainless.  
**PRICING:** See Inside Back Cover for pricing up to 199; 200+ pieces contact Lee Spring.  
**CALCULATIONS:** Spring Stiffness and Initial Tension are for Music Wire. For Type 302 Stainless, multiply figures shown by 5/6 (.833).



**Continuous Length  
Stock Extension Springs  
in Three Lengths: 12" - 24" - 36"**

**Available exclusively at [www.lee spring.com](http://www.lee spring.com).**

**Wire Diameters and  
Outside Diameters match  
Lee Spring's most popular Stock  
Extension Spring dimensions.  
Over 260 designs available.**

- Excellent for prototype development or maintenance applications.
- Wire Diameter and Outside Diameters match Lee Spring's most popular Stock Extension Spring dimensions.
- Select Music Wire with Light Oil Coat or 302 Stainless Steel.
- Available in 12", 24" or 36" lengths.
- Designed to be cut to required length by user to meet load requirements.
- Various loops or hooks can be formed on the ends using looping pliers or other appropriate instruments.
- All Continuous Length Springs are Right Hand Wound.

# MIL-SPEC Springs

**Compression MS24585 and Extension MS24586**



## Materials:

All MIL-SPEC springs are available in the four authorized AS24585 and AS24586 materials:

- Uncoated Music Wire per ASTM A228.
- Cadmium Plated Music Wire in accordance with SAE-AMS-QQ-P-416, Type II, Class 2.
- Zinc Plated Music Wire in accordance with ASTM B633, Type II, Fe/Zn5.
- Corrosion Resistant Stainless Steel 302 per ASTM A313 with passivation treatment in accordance with ASTM A967 or AMS2700. DFARS Compliant material only.

## About DFARS Compliance

DFARS regulates the supply country for certain materials. It applies to Stainless Steel but does not apply to Music Wire. For a complete explanation of DFARS Compliance, go to the Regulatory Compliance and Certification Page 383.

## MIL-SPEC Springs available in Stock.

When you need MIL-SPEC Springs, Lee Spring simplifies the purchasing process by offering the full range of MIL-SPEC Compression Springs and Extension Springs.

- Simplified pricing – no complicated price grids.
- Paperwork included – no additional charges for material certifications or traceability.
- Free ground shipping in the Continental United States for orders of \$40.00 or more.
- DFARS Compliance – all Stainless Steel MIL-SPEC springs meet DFARS specifications.
- Quick RFQ turnaround – quantities over 1000.

## About MIL- SPEC Springs

These products are part of the United States Defense Standard. They are used to help achieve standardization objectives set by the U.S. Department of Defense. They are known interchangeably as “military standards”, “MIL-SPEC”, “MIL-STD”, or “MilSpecs.” These high precision designs meet stringent technical requirements and are used in a multitude of Military and Aerospace applications, both defense and non-defense related. MIL-SPEC springs are increasingly specified by other non-Defense government organizations, technical organizations, and highly regulated industries. The MIL-SPEC standard for compression springs for loads below 20 lbs. is AS24585; this standard was formerly MS24585. The MIL-SPEC standard for extension springs for loads below 30 lbs. is AS24586; this was formerly MS24586.

MIL-SPEC COMPRESSION SPRINGS



Lee Spring can manufacture custom MIL-SPEC springs to your specifications. Contact us today!

# MIL-SPEC Springs

## Guide to using tables

**Lee Stock Number:**  
Lee Spring Part Number.

**OD:**  
Spring outer diameter, parts listed in ascending order.

**W:**  
Wire diameter of spring wire.

**Active Coils:**  
Those coils which are free to deflect under load.

**Load:**  
The design load or force to compress spring by its deflection design.

**Price Group:**  
Reference for price list. See fold-out section at rear of book.

MUSIC WIRE			STAINLESS STEEL	OD	W	FREE LENGTH	ACTIVE COILS	DEFLECTION PER COIL	LOAD	DEFLECTION	SOLID HEIGHT	RATE	PRICE GROUP			
UNPLATED (U)	CAD. PLATE (C)	ZINC PLATE (Z)	PASSIVATED (S)	IN	IN	IN		IN	LB	IN	IN	LB/IN	U	C	Z	S
MS24585-1	MS24585-1001		MS24585-C1			.250	4.50			.095	104	19.30	AN	AO		AO
MS24585-2	MS24585-1002		MS24585-C2			.310	6.25			.131	132	14.00	AN	AO		AO
MS24585-3	MS24585-1003		MS24585-C3			.380	7.75			.163	156	11.30	AN	AO		AO
MS24585-4	MS24585-1004		MS24585-C4			.440	9.25			.194	180	9.50	AN	AO		AO
MS24585-5	MS24585-1005		MS24585-C5	.120	.016	.500	10.50	.0210	1.837	.220	200	8.30	AN	AO		AO
MS24585-6	MS24585-1006		MS24585-C6			.560	12.00			.252	224	7.30	AN	AO		AO
MS24585-7	MS24585-1007		MS24585-C7			.620	13.25			.278	244	6.60	AN	AO		AO
MS24585-8	MS24585-1008		MS24585-C8			.690	15.00			.315	272	5.80	AN	AO		AO
MS24585-9	MS24585-1009		MS24585-C9			.750	16.50			.346	296	5.30	AN	AO		AO

**Free Length:**  
The overall height of the spring in the unloaded position.

**Deflection Per Coil:**  
Amount of movement per coil to achieve the design load.

**Deflection:**  
The amount of spring movement under the design load.

**Solid Height:**  
Length when fully compressed.

**Rate:**  
Change in load or force per unit of deflection.

### Part Numbers

Be sure to specify the complete numbers as designated by AS24585 and AS24586. MIL-SPEC Springs begin with the prefix MS24585 or MS24586 followed by a hyphen and the part number, e.g., MS24585-1002 or MS24586-C13. The following chart is a helpful reference:

MIL-SPEC	Unplated	Cadmium Plated	Zinc Plated	Stainless Steel
<b>Compression MS24585</b>	MS24585-1 through MS24585-527	MS24585-1001 through MS24585-1527	MS24585-2010 through MS24585-2507	MS24585-C1 through MS24585-C527
<b>Extension MS24586</b>	MS24586-1 through MS24586-354	MS24586-501 through MS24586-854	MS24586-1006 through MS24586-1354	MS24586-C1 through MS24586-C354

### How to Determine Price

1. Select the spring you want by LEE STOCK NUMBER.
2. Read across to the last column PRICE GROUP to obtain the price code: when applicable, select the price code that corresponds to the material type required.
3. Refer to the PRICE GROUP in the appropriate pricing chart by spring type located in the back of this catalog for pricing up to 199 pieces of an item.
4. Prices subject to change without notice.

**FREE SHIPPING AVAILABLE**

See Price List in back of catalog for details.



MUSIC WIRE			STAINLESS STEEL	OD	W	FREE LENGTH	ACTIVE COILS	DEFLECTION PER COIL	LOAD	DEFLECTION	SOLID HEIGHT	RATE	PRICE GROUP			
UNPLATED (U)	CAD. PLATE (C)	ZINC PLATE (Z)	PASSIVATED (S)	IN	IN	IN		IN	LB	IN	IN	LB/IN	U	C	Z	S
MS24585-1	MS24585-1001		MS24585-C1			.250	4.50			.095	.104	19.30	AN	AO		AO
MS24585-2	MS24585-1002		MS24585-C2			.310	6.25			.131	.132	14.00	AN	AO		AO
MS24585-3	MS24585-1003		MS24585-C3			.380	7.75			.163	.156	11.30	AN	AO		AO
MS24585-4	MS24585-1004		MS24585-C4			.440	9.25			.194	.180	9.50	AN	AO		AO
MS24585-5	MS24585-1005		MS24585-C5	.120	.016	.500	10.50	.0210	1.837	.220	.200	8.30	AN	AO		AO
MS24585-6	MS24585-1006		MS24585-C6			.560	12.00			.252	.224	7.30	AN	AO		AO
MS24585-7	MS24585-1007		MS24585-C7			.620	13.25			.278	.244	6.60	AN	AO		AO
MS24585-8	MS24585-1008		MS24585-C8			.690	15.00			.315	.272	5.80	AN	AO		AO
MS24585-9	MS24585-1009		MS24585-C9			.750	16.50			.346	.296	5.30	AN	AO		AO
MS24585-10	MS24585-1010	MS24585-2010	MS24585-C10			.250	5.25			.091	.130	28.20	AN	AO	AN	AO
MS24585-11	MS24585-1011	MS24585-2011	MS24585-C11			.310	6.75			.117	.157	21.90	AN	AO	AN	AO
MS24585-12	MS24585-1012	MS24585-2012	MS24585-C12			.380	8.25			.143	.184	17.90	AN	AO	AN	AO
MS24585-13	MS24585-1013	MS24585-2013	MS24585-C13			.440	9.75			.169	.211	15.20	AN	AO	AN	AO
MS24585-14	MS24585-1014	MS24585-2014	MS24585-C14	.120	.018	.500	11.25	.0173	2.564	.195	.238	13.10	AN	AO	AN	AO
MS24585-15	MS24585-1015	MS24585-2015	MS24585-C15			.560	13.00			.224	.270	11.40	AN	AO	AN	AO
MS24585-16	MS24585-1016	MS24585-2016	MS24585-C16			.620	14.00			.242	.288	10.60	AN	AO	AN	AO
MS24585-17	MS24585-1017	MS24585-2017	MS24585-C17			.690	16.00			.276	.324	9.30	AN	AO	AN	AO
MS24585-18	MS24585-1018	MS24585-2018	MS24585-C18			.750	17.50			.302	.351	8.50	AN	AO	AN	AO
MS24585-19	MS24585-1019		MS24585-C19			.250	5.25			.063	.159	71.10	AN	AO		AO
MS24585-20	MS24585-1020		MS24585-C20			.310	7.00			.084	.198	53.30	AN	AO		AO
MS24585-21	MS24585-1021		MS24585-C21			.380	9.00			.108	.242	41.50	AN	AO		AO
MS24585-22	MS24585-1022		MS24585-C22			.440	10.25			.123	.269	36.40	AN	AO		AO
MS24585-23	MS24585-1023		MS24585-C23	.120	.022	.500	12.00	.0120	4.481	.144	.308	31.10	AN	AO		AO
MS24585-24	MS24585-1024		MS24585-C24			.560	13.25			.159	.335	28.20	AN	AO		AO
MS24585-25	MS24585-1025		MS24585-C25			.620	15.00			.180	.374	24.90	AN	AO		AO
MS24585-26	MS24585-1026		MS24585-C26			.690	17.00			.204	.418	22.00	AN	AO		AO
MS24585-27	MS24585-1027		MS24585-C27			.750	18.50			.222	.451	20.20	AN	AO		AO
MS24585-28	MS24585-1028		MS24585-C28			.810	20.00			.240	.484	18.70	AN	AO		AO
MS24585-29	MS24585-1029	MS24585-2029	MS24585-C29			.250	2.50			.141	.072	8.90	AN	AO	AN	AO
MS24585-30	MS24585-1030	MS24585-2030	MS24585-C30			.310	3.00			.167	.080	7.50	AN	AO	AN	AO
MS24585-31	MS24585-1031	MS24585-2031	MS24585-C31			.380	3.75			.211	.092	5.90	AN	AO	AN	AO
MS24585-32	MS24585-1032	MS24585-2032	MS24585-C32	.180	.016	.440	4.50	.0563	1.254	.253	.104	4.90	AN	AO	AN	AO
MS24585-33	MS24585-1033	MS24585-2033	MS24585-C33			.500	5.25			.295	.116	4.20	AN	AO	AN	AO
MS24585-34	MS24585-1034	MS24585-2034	MS24585-C34			.560	6.00			.337	.128	3.70	AN	AO	AN	AO
MS24585-35	MS24585-1035	MS24585-2035	MS24585-C35			.620	6.50			.366	.136	3.40	AN	AO	AN	AO
MS24585-36	MS24585-1036	MS24585-2036	MS24585-C36			.690	7.25			.407	.148	3.10	AN	AO	AN	AO
MS24585-37	MS24585-1037	MS24585-2037	MS24585-C37			.750	8.00			.450	.160	2.80	AN	AO	AN	AO
MS24585-38	MS24585-1038		MS24585-C38			.250	2.75			.130	.085	13.50	AN	AO		AO
MS24585-39	MS24585-1039		MS24585-C39			.310	3.25			.154	.094	11.40	AN	AO		AO
MS24585-40	MS24585-1040		MS24585-C40			.380	4.00			.190	.108	9.30	AN	AO		AO
MS24585-41	MS24585-1041		MS24585-C41	.180	.018	.440	4.75	.0475	1.760	.225	.121	7.80	AN	AO	AN	AO
MS24585-42	MS24585-1042		MS24585-C42			.500	5.50			.261	.135	6.70	AN	AO	AN	AO
MS24585-43	MS24585-1043		MS24585-C43			.560	6.50			.308	.153	5.70	AN	AO	AN	AO
MS24585-44	MS24585-1044		MS24585-C44			.620	7.25			.344	.166	5.10	AN	AO	AN	AO
MS24585-45	MS24585-1045		MS24585-C45			.690	8.00			.380	.180	4.60	AN	AO	AN	AO
MS24585-46	MS24585-1046		MS24585-C46			.750	9.00			.427	.198	4.10	AN	AO	AN	AO
MS24585-47	MS24585-1047	MS24585-2047	MS24585-C47			.250	3.00			.106	.110	29.60	AN	AO	AN	AO
MS24585-48	MS24585-1048	MS24585-2048	MS24585-C48			.310	3.75			.132	.126	23.70	AN	AO	AN	AO
MS24585-49	MS24585-1049	MS24585-2049	MS24585-C49			.380	4.50			.158	.143	19.80	AN	AO	AN	AO
MS24585-50	MS24585-1050	MS24585-2050	MS24585-C50			.440	5.25			.185	.159	16.90	AN	AO	AN	AO
MS24585-51	MS24585-1051	MS24585-2051	MS24585-C51	.180	.022	.500	6.25	.0352	3.134	.220	.181	14.20	AN	AO	AN	AO
MS24585-52	MS24585-1052	MS24585-2052	MS24585-C52			.560	7.50			.264	.209	11.90	AN	AO	AN	AO
MS24585-53	MS24585-1053	MS24585-2053	MS24585-C53			.620	8.50			.299	.231	10.50	AN	AO	AN	AO
MS24585-54	MS24585-1054	MS24585-2054	MS24585-C54			.690	9.25			.325	.247	9.60	AN	AO	AN	AO
MS24585-55	MS24585-1055	MS24585-2055	MS24585-C55			.750	10.25			.361	.269	8.70	AN	AO	AN	AO
MS24585-56	MS24585-1056	MS24585-2056	MS24585-C56			.810	11.50			.405	.297	7.70	AN	AO	AN	AO

MIL-SPEC COMPRESSION SPRINGS

**SPECIAL INSTRUCTIONS FOR MS24585 COMPRESSION SPRINGS**

**PRICING:** See Inside Back Cover for up to 199 pricing. To price or order up to 1000 pcs, visit leespring.com; 1000+ pcs. contact Lee Spring.  
**CALCULATIONS:** Spring Rate and Load are for Music Wire. For Stainless Steel, multiply figures shown by 5/6 (.833).  
**COMPLIANCE:** All MS24585 Stainless Steel parts are DFARS Compliant; CAD Plated MS24585 parts are NOT RoHS compliant.

# SPECIALTY STOCK PARTS: MIL-SPEC

ENDS ARE GROUND • Compression Springs (MS24585)

MUSIC WIRE			STAINLESS STEEL	OD	W	FREE LENGTH	ACTIVE COILS	DEFLECTION PER COIL	LOAD	DEFLECTION	SOLID HEIGHT	RATE	PRICE GROUP							
UNPLATED (U)	CAD. PLATE (C)	ZINC PLATE (Z)	PASSIVATED (S)	IN	IN	IN		IN	LB	IN	IN	LB/IN	U	C	Z	S				
MS24585-57	MS24585-1057		MS24585-C57	.180	.026	.250	3.25	.0268	5.032	.087	.136	57.80	AN	AO		AO				
MS24585-58	MS24585-1058		MS24585-C58			.310	4.00			.107	.156	47.00	AN	AO		AO				
MS24585-59	MS24585-1059		MS24585-C59			.380	5.00			.134	.182	37.50	AN	AO		AO				
MS24585-60	MS24585-1060		MS24585-C60			.440	6.00			.161	.208	31.20	AN	AO		AO				
MS24585-61	MS24585-1061		MS24585-C61			.500	7.00			.188	.234	26.80	AN	AO		AO				
MS24585-62	MS24585-1062		MS24585-C62			.560	8.00			.214	.260	23.50	AN	AO		AO				
MS24585-63	MS24585-1063		MS24585-C63			.620	9.00			.241	.286	20.90	AN	AO		AO				
MS24585-64	MS24585-1064		MS24585-C64			.690	10.00			.268	.312	18.80	AN	AO		AO				
MS24585-65	MS24585-1065		MS24585-C65			.750	11.00			.295	.338	17.00	AN	AO		AO				
MS24585-66	MS24585-1066		MS24585-C66			.810	12.00			.322	.364	15.60	AN	AO		AO				
MS24585-67	MS24585-1067		MS24585-C67			.880	13.00			.348	.390	14.40	AN	AO		AO				
MS24585-68	MS24585-1068	MS24585-2068	MS24585-C68			.180	.032			.310	4.00	.0182	8.833	.072	.192	122.70	AN	AO	AN	AO
MS24585-69	MS24585-1069	MS24585-2069	MS24585-C69							.380	5.00			.091	.224	97.00	AN	AO	AN	AO
MS24585-70	MS24585-1070	MS24585-2070	MS24585-C70							.440	6.25			.114	.264	77.50	AN	AO	AN	AO
MS24585-71	MS24585-1071	MS24585-2071	MS24585-C71	.500	7.50			.136	.304	64.90	AN			AO	AN	AO				
MS24585-72	MS24585-1072	MS24585-2072	MS24585-C72	.560	8.25			.150	.328	58.90	AN			AO	AN	AO				
MS24585-73	MS24585-1073	MS24585-2073	MS24585-C73	.620	9.50			.172	.368	51.30	AN			AO	AN	AO				
MS24585-74	MS24585-1074	MS24585-2074	MS24585-C74	.690	10.25			.186	.392	47.50	AN			AO	AN	AO				
MS24585-75	MS24585-1075	MS24585-2075	MS24585-C75	.750	11.75			.214	.440	41.30	AN			AO	AN	AO				
MS24585-76	MS24585-1076	MS24585-2076	MS24585-C76	.810	13.00			.237	.480	37.30	AN			AO	AN	AO				
MS24585-77	MS24585-1077	MS24585-2077	MS24585-C77	.880	14.50			.264	.528	33.50	AN			AO	AN	AO				
MS24585-78	MS24585-1078	MS24585-2078	MS24585-C78	.940	15.50			.282	.560	31.30	AN			AO	AN	AO				
MS24585-79	MS24585-1079	MS24585-2079	MS24585-C79	1.000	16.50			.300	.592	29.40	AN			AO	AN	AO				
MS24585-80	MS24585-1080		MS24585-C80	.240	.022			.380	2.75	.0706	2.394			.194	.104	12.30	AN	AO		AO
MS24585-81	MS24585-1081		MS24585-C81					.440	3.50					.247	.121	9.70	AN	AO		AO
MS24585-82	MS24585-1082		MS24585-C82			.500	4.00	.282	.132			8.50	AN	AO		AO				
MS24585-83	MS24585-1083		MS24585-C83			.560	4.50	.318	.143			7.50	AN	AO		AO				
MS24585-84	MS24585-1084		MS24585-C84			.620	5.00	.353	.154			6.80	AN	AO		AO				
MS24585-85	MS24585-1085		MS24585-C85			.690	5.50	.388	.165			6.20	AN	AO		AO				
MS24585-86	MS24585-1086		MS24585-C86			.750	6.00	.423	.176			5.60	AN	AO		AO				
MS24585-87	MS24585-1087		MS24585-C87			.810	6.50	.458	.187			5.20	AN	AO		AO				
MS24585-88	MS24585-1088	MS24585-2088	MS24585-C88			.240	.026	.380	3.00			.0552	3.846	.165	.130	23.30	AN	AO	AN	AO
MS24585-89	MS24585-1089	MS24585-2089	MS24585-C89					.440	3.50					.193	.143	19.90	AN	AO	AN	AO
MS24585-90	MS24585-1090	MS24585-2090	MS24585-C90	.500	4.00			.221	.156	17.40	AN			AO	AN	AO				
MS24585-91	MS24585-1091	MS24585-2091	MS24585-C91	.560	4.75			.262	.175	14.70	AN			AO	AN	AO				
MS24585-92	MS24585-1092	MS24585-2092	MS24585-C92	.620	5.50			.303	.195	12.70	AN			AO	AN	AO				
MS24585-93	MS24585-1093	MS24585-2093	MS24585-C93	.690	6.25			.345	.214	11.10	AN			AO	AN	AO				
MS24585-94	MS24585-1094	MS24585-2094	MS24585-C94	.750	7.00			.386	.234	10.00	AN			AO	AN	AO				
MS24585-95	MS24585-1095	MS24585-2095	MS24585-C95	.810	7.50			.414	.247	9.30	AO			AP	AO	AP				
MS24585-96	MS24585-1096	MS24585-2096	MS24585-C96	.880	8.25			.455	.266	8.40	AO			AP	AO	AP				
MS24585-97	MS24585-1097		MS24585-C97	.240	.032			.310	2.75	.0394	6.892			.108	.152	63.80	AN	AO		AO
MS24585-98	MS24585-1098		MS24585-C98			.380	3.25	.128	.168			53.80	AN	AO		AO				
MS24585-99	MS24585-1099		MS24585-C99			.440	4.00	.158	.192			43.20	AN	AO		AO				
MS24585-100	MS24585-1100		MS24585-C100			.500	4.75	.187	.216			36.80	AN	AO		AO				
MS24585-101	MS24585-1101		MS24585-C101			.560	5.50	.216	.240			31.90	AN	AO		AO				
MS24585-102	MS24585-1102		MS24585-C102			.620	6.25	.246	.264			28.00	AN	AO		AO				
MS24585-103	MS24585-1103		MS24585-C103			.690	7.00	.276	.288			25.00	AN	AO		AO				
MS24585-104	MS24585-1104		MS24585-C104			.750	8.00	.315	.320			21.90	AN	AO		AO				
MS24585-105	MS24585-1105		MS24585-C105			.810	8.75	.344	.344			20.00	AO	AP		AP				
MS24585-106	MS24585-1106		MS24585-C106			.880	9.50	.374	.368			18.40	AO	AP		AP				
MS24585-107	MS24585-1107		MS24585-C107			.940	10.25	.403	.392			17.10	AO	AP		AP				
MS24585-108	MS24585-1108		MS24585-C108			1.000	11.00	.433	.416			15.90	AO	AP		AP				

MIL-SPEC COMPRESSION SPRINGS

### SPECIAL INSTRUCTIONS FOR MS24585 COMPRESSION SPRINGS

**PRICING:** See Inside Back Cover for up to 199 pricing. To price or order up to 1000 pcs, visit [leespring.com](http://leespring.com); 1000+ pcs. contact Lee Spring.  
**CALCULATIONS:** Spring Rate and Load are for Music Wire. For Stainless Steel, multiply figures shown by 5/6 (.833).  
**COMPLIANCE:** All MS24585 Stainless Steel parts are DFARS Compliant; CAD Plated MS24585 parts are NOT RoHS compliant.

MUSIC WIRE			STAINLESS STEEL	OD	W	FREE LENGTH	ACTIVE COILS	DEFLECTION PER COIL	LOAD	DEFLECTION	SOLID HEIGHT	RATE	PRICE GROUP							
UNPLATED (U)	CAD. PLATE (C)	ZINC PLATE (Z)	PASSIVATED (S)	IN	IN	IN		IN	LB	IN	IN	LB/IN	U	C	Z	S				
MS24585-109	MS24585-1109	MS24585-2109	MS24585-C109	.240	.038	.310	3.00	.0291	11.060	.087	.190	127.10	AN	AO	AN	AO				
MS24585-110	MS24585-1110	MS24585-2110	MS24585-C110			.380	3.75			.109	.218	101.50	AN	AO	AN	AO				
MS24585-111	MS24585-1111	MS24585-2111	MS24585-C111			.440	4.50			.131	.247	84.40	AN	AO	AN	AO				
MS24585-112	MS24585-1112	MS24585-2112	MS24585-C112			.500	5.25			.153	.275	72.30	AN	AO	AN	AO				
MS24585-113	MS24585-1113	MS24585-2113	MS24585-C113			.560	6.00			.175	.304	63.20	AN	AO	AN	AO				
MS24585-114	MS24585-1114	MS24585-2114	MS24585-C114			.620	6.75			.196	.332	56.40	AN	AO	AN	AO				
MS24585-115	MS24585-1115	MS24585-2115	MS24585-C115			.690	7.50			.218	.361	50.70	AN	AO	AN	AO				
MS24585-116	MS24585-1116	MS24585-2116	MS24585-C116			.750	8.25			.240	.389	46.10	AN	AO	AN	AO				
MS24585-117	MS24585-1117	MS24585-2117	MS24585-C117			.810	9.00			.262	.418	42.20	AO	AP	AO	AP				
MS24585-118	MS24585-1118	MS24585-2118	MS24585-C118			.880	10.00			.291	.456	38.00	AO	AP	AO	AP				
MS24585-119	MS24585-1119	MS24585-2119	MS24585-C119			.940	11.00			.320	.494	34.60	AO	AP	AO	AP				
MS24585-120	MS24585-1120	MS24585-2120	MS24585-C120			1.000	11.75			.342	.522	32.30	AO	AP	AO	AP				
MS24585-121	MS24585-1121	MS24585-2121	MS24585-C121			1.120	13.25			.385	.579	28.70	AO	AP	AO	AP				
MS24585-122	MS24585-1122	MS24585-2122	MS24585-C122			1.250	14.75			.429	.636	25.80	AO	AP	AO	AP				
MS24585-123	MS24585-1123	MS24585-2123	MS24585-C123			1.380	16.25			.473	.693	23.40	AO	AP	AO	AP				
MS24585-124	MS24585-1124	MS24585-2124	MS24585-C124			1.500	17.75			.516	.750	21.40	AO	AP	AO	AP				
MS24585-125	MS24585-1125		MS24585-C125			.240	.042			.380	3.50	.0239	14.390	.084	.231	171.30	AN	AO		AO
MS24585-126	MS24585-1126		MS24585-C126							.440	4.50			.107	.273	134.50	AN	AO		AO
MS24585-127	MS24585-1127		MS24585-C127							.500	5.25			.125	.304	115.10	AN	AO		AO
MS24585-128	MS24585-1128		MS24585-C128							.560	6.00			.143	.336	100.60	AN	AO		AO
MS24585-129	MS24585-1129		MS24585-C129							.620	6.75			.161	.367	89.40	AN	AO		AO
MS24585-130	MS24585-1130		MS24585-C130							.690	7.50			.179	.399	80.40	AN	AO		AO
MS24585-131	MS24585-1131		MS24585-C131							.750	8.50			.203	.441	70.90	AN	AO		AO
MS24585-132	MS24585-1132		MS24585-C132							.810	9.25			.221	.472	65.10	AO	AP		AP
MS24585-133	MS24585-1133		MS24585-C133	.880	10.00			.239	.504	60.20	AO			AP		AP				
MS24585-134	MS24585-1134		MS24585-C134	.940	11.00			.263	.546	54.70	AO			AP		AP				
MS24585-135	MS24585-1135		MS24585-C135	1.000	11.75			.281	.577	51.20	AO			AP		AP				
MS24585-136	MS24585-1136		MS24585-C136	1.120	13.25			.317	.640	45.40	AO			AP		AP				
MS24585-137	MS24585-1137		MS24585-C137	1.250	14.75			.352	.703	40.90	AO			AP		AP				
MS24585-138	MS24585-1138		MS24585-C138	1.380	16.50			.394	.777	36.50	AO			AP		AP				
MS24585-139	MS24585-1139		MS24585-C139	1.500	18.50			.442	.861	32.50	AO			AP		AP				
MS24585-140	MS24585-1140	MS24585-2140	MS24585-C140	.300	.022			.500	2.50	.1181	1.931			.295	.099	6.60	AN	AO	AN	AO
MS24585-141	MS24585-1141	MS24585-2141	MS24585-C141			.560	2.75	.325	.104			5.90	AN	AO	AN	AO				
MS24585-142	MS24585-1142	MS24585-2142	MS24585-C142			.620	3.25	.383	.115			5.00	AN	AO	AN	AO				
MS24585-143	MS24585-1143	MS24585-2143	MS24585-C143			.690	3.50	.413	.121			4.70	AN	AO	AN	AO				
MS24585-144	MS24585-1144	MS24585-2144	MS24585-C144			.750	4.00	.472	.132			4.10	AN	AO	AN	AO				
MS24585-145	MS24585-1145	MS24585-2145	MS24585-C145			.810	4.25	.501	.137			3.80	AN	AO	AN	AO				
MS24585-146	MS24585-1146	MS24585-2146	MS24585-C146			.880	4.50	.531	.143			3.60	AN	AO	AN	AO				
MS24585-147	MS24585-1147		MS24585-C147			.300	.026	.440	2.50			.0937	3.122	.234	.117	13.30	AN	AO		AO
MS24585-148	MS24585-1148		MS24585-C148	.500	3.00			.281	.130	11.10	AN			AO		AO				
MS24585-149	MS24585-1149		MS24585-C149	.560	3.25			.304	.136	10.30	AN			AO		AO				
MS24585-150	MS24585-1150		MS24585-C150	.620	3.75			.351	.149	8.90	AN			AO		AO				
MS24585-151	MS24585-1151		MS24585-C151	.690	4.25			.398	.162	7.80	AN			AO		AO				
MS24585-152	MS24585-1152		MS24585-C152	.750	4.50			.422	.169	7.40	AN			AO		AO				
MS24585-153	MS24585-1153		MS24585-C153	.810	5.00			.468	.182	6.70	AN			AO		AO				
MS24585-154	MS24585-1154		MS24585-C154	.880	5.50			.515	.195	6.10	AN			AO		AO				
MS24585-155	MS24585-1155		MS24585-C155	.940	6.00			.562	.208	5.50	AN			AO		AO				
MS24585-156	MS24585-1156		MS24585-C156	1.000	6.50			.609	.221	5.10	AN			AO		AO				
MS24585-157	MS24585-1157	MS24585-2157	MS24585-C157	.300	.032	.440	3.00	.0684	5.593	.205	.160	27.30	AN	AO	AN	AO				
MS24585-158	MS24585-1158	MS24585-2158	MS24585-C158			.500	3.50			.237	.176	23.60	AN	AO	AN	AO				
MS24585-159	MS24585-1159	MS24585-2159	MS24585-C159			.560	4.00			.274	.192	20.40	AN	AO	AN	AO				
MS24585-160	MS24585-1160	MS24585-2160	MS24585-C160			.620	4.50			.308	.208	18.20	AN	AO	AN	AO				
MS24585-161	MS24585-1161	MS24585-2161	MS24585-C161			.690	5.00			.342	.224	16.30	AN	AO	AN	AO				
MS24585-162	MS24585-1162	MS24585-2162	MS24585-C162			.750	5.50			.376	.240	14.90	AN	AO	AN	AO				
MS24585-163	MS24585-1163	MS24585-2163	MS24585-C163			.810	6.00			.410	.256	13.60	AN	AO	AN	AO				
MS24585-164	MS24585-1164	MS24585-2164	MS24585-C164			.880	6.50			.445	.272	12.60	AN	AO	AN	AO				
MS24585-165	MS24585-1165	MS24585-2165	MS24585-C165			.940	7.25			.496	.296	11.30	AN	AO	AN	AO				
MS24585-166	MS24585-1166	MS24585-2166	MS24585-C166			1.000	7.75			.530	.312	10.60	AN	AO	AN	AO				

**SPECIAL INSTRUCTIONS FOR MS24585 COMPRESSION SPRINGS**

**PRICING:** See Inside Back Cover for up to 199 pricing. To price or order up to 1000 pcs, visit leespring.com; 1000+ pcs. contact Lee Spring.  
**CALCULATIONS:** Spring Rate and Load are for Music Wire. For Stainless Steel, multiply figures shown by 5/6 (.833).  
**COMPLIANCE:** All MS24585 Stainless Steel parts are DFARS Compliant; CAD Plated MS24585 parts are NOT RoHS compliant.

# SPECIALTY STOCK PARTS: MIL-SPEC

ENDS ARE GROUND • Compression Springs (MS24585)

MUSIC WIRE			STAINLESS STEEL	OD	W	FREE LENGTH	ACTIVE COILS	DEFLECTION PER COIL	LOAD	DEFLECTION	SOLID HEIGHT	RATE	PRICE GROUP							
UNPLATED (U)	CAD. PLATE (C)	ZINC PLATE (Z)	PASSIVATED (S)	IN	IN	IN		IN	LB	IN	IN	LB/IN	U	C	Z	S				
MS24585-167	MS24585-1167		MS24585-C167	.300	.038	.380	2.50	.0519	9.043	.130	.171	69.60	AN	AO		AO				
MS24585-168	MS24585-1168		MS24585-C168			.440	3.25			.169	.199	53.50	AN	AO		AO				
MS24585-169	MS24585-1169		MS24585-C169			.500	3.75			.195	.218	46.40	AN	AO		AO				
MS24585-170	MS24585-1170		MS24585-C170			.560	4.50			.233	.247	38.80	AN	AO		AO				
MS24585-171	MS24585-1171		MS24585-C171			.620	5.00			.259	.266	34.90	AN	AO		AO				
MS24585-172	MS24585-1172		MS24585-C172			.690	5.75			.298	.294	30.30	AN	AO		AO				
MS24585-173	MS24585-1173		MS24585-C173			.750	6.25			.324	.313	27.90	AN	AO		AO				
MS24585-174	MS24585-1174		MS24585-C174			.810	6.75			.350	.332	25.80	AN	AO		AO				
MS24585-175	MS24585-1175		MS24585-C175			.880	7.50			.389	.361	23.20	AN	AO		AO				
MS24585-176	MS24585-1176		MS24585-C176			.940	8.00			.415	.380	21.80	AN	AO		AO				
MS24585-177	MS24585-1177		MS24585-C177			1.000	8.50			.441	.399	20.50	AN	AO		AO				
MS24585-178	MS24585-1178		MS24585-C178			1.120	9.50			.493	.437	18.30	AN	AO		AO				
MS24585-179	MS24585-1179		MS24585-C179			1.250	10.50			.545	.475	16.60	AN	AO		AO				
MS24585-180	MS24585-1180		MS24585-C180			1.380	11.50			.597	.513	15.10	AN	AO		AO				
MS24585-181	MS24585-1181		MS24585-C181			1.500	12.50			.648	.551	13.90	AN	AO		AO				
MS24585-182	MS24585-1182	MS24585-2182	MS24585-C182			.300	.042			.380	2.50	.0436	11.810	.109	.189	108.30	AN	AO	AN	AO
MS24585-183	MS24585-1183	MS24585-2183	MS24585-C183							.440	3.00			.130	.210	90.80	AN	AO	AN	AO
MS24585-184	MS24585-1184	MS24585-2184	MS24585-C184							.500	3.75			.167	.241	70.70	AN	AO	AN	AO
MS24585-185	MS24585-1185	MS24585-2185	MS24585-C185							.560	4.50			.196	.273	60.20	AN	AO	AN	AO
MS24585-186	MS24585-1186	MS24585-2186	MS24585-C186							.620	5.25			.229	.304	51.60	AN	AO	AN	AO
MS24585-187	MS24585-1187	MS24585-2187	MS24585-C187	.690	6.00			.262	.336	45.10	AN			AO	AN	AO				
MS24585-188	MS24585-1188	MS24585-2188	MS24585-C188	.750	6.50			.283	.357	41.70	AN			AO	AN	AO				
MS24585-189	MS24585-1189	MS24585-2189	MS24585-C189	.810	7.25			.316	.388	37.40	AN			AO	AN	AO				
MS24585-190	MS24585-1190	MS24585-2190	MS24585-C190	.880	8.00			.349	.420	33.80	AN			AO	AN	AO				
MS24585-191	MS24585-1191	MS24585-2191	MS24585-C191	.940	8.50			.370	.441	31.90	AN			AO	AN	AO				
MS24585-192	MS24585-1192	MS24585-2192	MS24585-C192	1.000	9.00			.392	.462	30.10	AN			AO	AN	AO				
MS24585-193	MS24585-1193	MS24585-2193	MS24585-C193	1.120	10.00			.436	.504	27.10	AN			AO	AN	AO				
MS24585-194	MS24585-1194	MS24585-2194	MS24585-C194	1.250	11.25			.490	.556	24.10	AN			AO	AN	AO				
MS24585-195	MS24585-1195	MS24585-2195	MS24585-C195	1.380	12.50			.545	.609	21.70	AN			AO	AN	AO				
MS24585-196	MS24585-1196	MS24585-2196	MS24585-C196	1.500	13.75			.599	.661	19.70	AN			AO	AN	AO				
MS24585-197	MS24585-1197		MS24585-C197	.300	.045			.380	2.50	.0384	14.260			.096	.202	148.50	AN	AO		AO
MS24585-198	MS24585-1198		MS24585-C198					.440	3.25					.125	.236	114.10	AN	AO		AO
MS24585-199	MS24585-1199		MS24585-C199					.500	4.00					.154	.270	92.60	AN	AO		AO
MS24585-200	MS24585-1200		MS24585-C200					.560	4.75					.182	.304	78.30	AN	AO		AO
MS24585-201	MS24585-1201		MS24585-C201					.620	5.50					.211	.337	67.60	AN	AO		AO
MS24585-202	MS24585-1202		MS24585-C202			.690	6.00	.230	.360			62.00	AN	AO		AO				
MS24585-203	MS24585-1203		MS24585-C203			.750	6.75	.259	.394			55.00	AN	AO		AO				
MS24585-204	MS24585-1204		MS24585-C204			.810	7.25	.278	.416			51.30	AN	AO		AO				
MS24585-205	MS24585-1205		MS24585-C205			.880	8.00	.307	.450			46.40	AN	AO		AO				
MS24585-206	MS24585-1206		MS24585-C206			.940	8.75	.336	.484			42.40	AN	AO		AO				
MS24585-207	MS24585-1207		MS24585-C207			1.000	9.25	.355	.506			40.20	AN	AO		AO				
MS24585-208	MS24585-1208		MS24585-C208			1.120	10.25	.394	.551			36.20	AN	AO		AO				
MS24585-209	MS24585-1209		MS24585-C209			1.250	11.50	.441	.607			32.30	AN	AO		AO				
MS24585-210	MS24585-1210		MS24585-C210			1.380	12.75	.490	.664			29.10	AN	AO		AO				
MS24585-211	MS24585-1211		MS24585-C211			1.500	14.00	.538	.720			26.50	AN	AO		AO				
MS24585-212	MS24585-1212	MS24585-2212	MS24585-C212			.360	.022	.500	2.00			.1782	1.622	.356	.088	4.50	AN	AO	AN	AO
MS24585-213	MS24585-1213	MS24585-2213	MS24585-C213					.620	2.25					.401	.093	4.00	AN	AO	AN	AO
MS24585-214	MS24585-1214	MS24585-2214	MS24585-C214					.690	2.50					.445	.099	3.60	AN	AO	AN	AO
MS24585-215	MS24585-1215	MS24585-2215	MS24585-C215					.750	2.75					.490	.104	3.30	AN	AO	AN	AO
MS24585-216	MS24585-1216	MS24585-2216	MS24585-C216					.810	3.00					.535	.110	3.00	AN	AO	AN	AO
MS24585-217	MS24585-1217	MS24585-2217	MS24585-C217	.880	3.25			.579	.115	2.80	AN			AO	AN	AO				
MS24585-218	MS24585-1218	MS24585-2218	MS24585-C218	.940	3.50			.624	.121	2.60	AN			AO	AN	AO				
MS24585-219	MS24585-1219	MS24585-2219	MS24585-C219	1.000	3.75			.668	.126	2.40	AN			AO	AN	AO				

MIL-SPEC COMPRESSION SPRINGS

### SPECIAL INSTRUCTIONS FOR MS24585 COMPRESSION SPRINGS

**PRICING:** See Inside Back Cover for up to 199 pricing. To price or order up to 1000 pcs, visit [leespring.com](http://leespring.com); 1000+ pcs. contact Lee Spring.  
**CALCULATIONS:** Spring Rate and Load are for Music Wire. For Stainless Steel, multiply figures shown by 5/6 (.833).  
**COMPLIANCE:** All MS24585 Stainless Steel parts are DFARS Compliant; CAD Plated MS24585 parts are NOT RoHS compliant.



MUSIC WIRE			STAINLESS STEEL	OD	W	FREE LENGTH	ACTIVE COILS	DEFLECTION PER COIL	LOAD	DEFLECTION	SOLID HEIGHT	RATE	PRICE GROUP			
UNPLATED (U)	CAD. PLATE (C)	ZINC PLATE (Z)	PASSIVATED (S)	IN	IN	IN		IN	LB	IN	IN	LB/IN	U	C	Z	S
MS24585-220	MS24585-1220		MS24585-C220	.360	.026	.500	2.00	.1425	2.621	.285	.104	9.20	AN	AO		AO
MS24585-221	MS24585-1221		MS24585-C221			.560	2.25			.321	.110	8.20	AN	AO	AO	
MS24585-222	MS24585-1222		MS24585-C222			.620	2.50			.366	.117	7.40	AN	AO	AO	
MS24585-223	MS24585-1223		MS24585-C223			.690	2.75			.392	.123	6.70	AN	AO	AO	
MS24585-224	MS24585-1224		MS24585-C224			.750	3.00			.427	.130	6.10	AN	AO	AO	
MS24585-225	MS24585-1225		MS24585-C225			.810	3.25			.463	.136	5.70	AN	AO	AO	
MS24585-226	MS24585-1226		MS24585-C226			.880	3.75			.534	.149	4.90	AN	AO	AO	
MS24585-227	MS24585-1227		MS24585-C227			.940	4.00			.570	.156	4.60	AN	AO	AO	
MS24585-228	MS24585-1228		MS24585-C228			1.000	4.50			.641	.169	4.10	AN	AO	AO	
MS24585-229	MS24585-1229		MS24585-C229			1.120	4.75			.677	.175	3.90	AN	AO	AO	
MS24585-230	MS24585-1230	MS24585-2230	MS24585-C230	.360	.032	.500	2.50	.1054	4.718	.263	.144	17.90	AN	AO	AN	AO
MS24585-231	MS24585-1231	MS24585-2231	MS24585-C231			.560	2.75			.290	.152	16.30	AN	AO	AN	AO
MS24585-232	MS24585-1232	MS24585-2232	MS24585-C232			.620	3.00			.316	.160	14.90	AN	AO	AN	AO
MS24585-233	MS24585-1233	MS24585-2233	MS24585-C233			.690	3.50			.369	.176	12.80	AN	AO	AN	AO
MS24585-234	MS24585-1234	MS24585-2234	MS24585-C234			.750	3.75			.395	.184	11.90	AN	AO	AN	AO
MS24585-235	MS24585-1235	MS24585-2235	MS24585-C235			.810	4.00			.422	.192	11.20	AN	AO	AN	AO
MS24585-236	MS24585-1236	MS24585-2236	MS24585-C236			.880	4.50			.474	.208	9.90	AN	AO	AN	AO
MS24585-237	MS24585-1237	MS24585-2237	MS24585-C237			.940	4.75			.501	.216	9.40	AN	AO	AN	AO
MS24585-238	MS24585-1238	MS24585-2238	MS24585-C238			1.000	5.25			.553	.232	8.50	AN	AO	AN	AO
MS24585-239	MS24585-1239	MS24585-2239	MS24585-C239			1.120	6.00			.632	.256	7.50	AN	AO	AN	AO
MS24585-240	MS24585-1240	MS24585-2240	MS24585-C240	1.380	7.50	.790	.304	6.00	AN	AO	AN	AO				
MS24585-241	MS24585-1241	MS24585-2241	MS24585-C241	1.500	8.25	.869	.328	5.40	AN	AO	AN	AO				
MS24585-242	MS24585-1242		MS24585-C242	.360	.038	.440	2.50	.0815	7.631	.204	.171	37.40	AN	AO		AO
MS24585-243	MS24585-1243		MS24585-C243			.500	2.75			.224	.180	34.10	AN	AO	AO	
MS24585-244	MS24585-1244		MS24585-C244			.560	3.25			.265	.199	28.80	AN	AO	AO	
MS24585-245	MS24585-1245		MS24585-C245			.620	3.75			.306	.218	24.90	AN	AO	AO	
MS24585-246	MS24585-1246		MS24585-C246			.690	4.25			.346	.237	22.10	AN	AO	AO	
MS24585-247	MS24585-1247		MS24585-C247			.750	4.50			.367	.247	20.80	AN	AO	AO	
MS24585-248	MS24585-1248		MS24585-C248			.810	5.00			.407	.266	18.70	AN	AO	AO	
MS24585-249	MS24585-1249		MS24585-C249			.880	5.50			.448	.285	17.00	AN	AO	AO	
MS24585-250	MS24585-1250		MS24585-C250			.940	6.00			.489	.304	15.60	AN	AO	AO	
MS24585-251	MS24585-1251		MS24585-C251			1.000	6.25			.509	.313	15.00	AN	AO	AO	
MS24585-252	MS24585-1252		MS24585-C252	1.120	7.25	.591	.351	12.90	AN	AO	AO					
MS24585-253	MS24585-1253		MS24585-C253	1.250	8.00	.652	.380	11.70	AN	AO	AO					
MS24585-254	MS24585-1254		MS24585-C254	1.380	9.00	.733	.418	10.40	AN	AO	AO					
MS24585-255	MS24585-1255		MS24585-C255	1.500	9.75	.795	.446	9.60	AN	AO	AO					
MS24585-256	MS24585-1256		MS24585-C256	.360	.042	.440	2.50	.0691	10.000	.172	.189	58.10	AN	AO		AO
MS24585-257	MS24585-1257		MS24585-C257			.500	3.00			.207	.210	48.30	AN	AO	AO	
MS24585-258	MS24585-1258		MS24585-C258			.560	3.50			.242	.231	41.30	AN	AO	AO	
MS24585-259	MS24585-1259		MS24585-C259			.620	3.75			.259	.241	38.60	AN	AO	AO	
MS24585-260	MS24585-1260		MS24585-C260			.690	4.25			.294	.262	34.00	AN	AO	AO	
MS24585-261	MS24585-1261		MS24585-C261			.750	4.75			.328	.283	30.50	AN	AO	AO	
MS24585-262	MS24585-1262		MS24585-C262			.810	5.25			.363	.304	27.50	AN	AO	AO	
MS24585-263	MS24585-1263		MS24585-C263			.880	5.75			.397	.325	25.20	AN	AO	AO	
MS24585-264	MS24585-1264		MS24585-C264			.940	6.25			.432	.346	23.10	AN	AO	AO	
MS24585-265	MS24585-1265		MS24585-C265			1.000	6.75			.466	.367	21.50	AN	AO	AO	
MS24585-266	MS24585-1266		MS24585-C266	1.120	7.75	.535	.409	18.70	AN	AO	AO					
MS24585-267	MS24585-1267		MS24585-C267	1.250	8.50	.587	.441	17.00	AN	AO	AO					
MS24585-268	MS24585-1268		MS24585-C268	1.380	9.25	.639	.472	15.60	AN	AO	AO					
MS24585-269	MS24585-1269		MS24585-C269	1.500	10.00	.691	.504	14.50	AN	AO	AO					

MIL-SPEC COMPRESSION SPRINGS

**SPECIAL INSTRUCTIONS FOR MS24585 COMPRESSION SPRINGS**

**PRICING:** See Inside Back Cover for up to 199 pricing. To price or order up to 1000 pcs, visit leespring.com; 1000+ pcs. contact Lee Spring.  
**CALCULATIONS:** Spring Rate and Load are for Music Wire. For Stainless Steel, multiply figures shown by 5/6 (.833).  
**COMPLIANCE:** All MS24585 Stainless Steel parts are DFARS Compliant; CAD Plated MS24585 parts are NOT RoHS compliant.

# SPECIALTY STOCK PARTS: MIL-SPEC

ENDS ARE GROUND • Compression Springs (MS24585)

MUSIC WIRE			STAINLESS STEEL	OD	W	FREE LENGTH	ACTIVE COILS	DEFLECTION PER COIL	LOAD	DEFLECTION	SOLID HEIGHT	RATE	PRICE GROUP							
UNPLATED (U)	CAD. PLATE (C)	ZINC PLATE (Z)	PASSIVATED (S)	IN	IN	IN		IN	LB	IN	IN	LB/IN	U	C	Z	S				
MS24585-270	MS24585-1270	MS24585-2270	MS24585-C270	.360	.045	.440	2.50	.0614	12.090	.153	.202	79.00	AN	AO	AN	AO				
MS24585-271	MS24585-1271	MS24585-2271	MS24585-C271			.500	3.00			.184	.225	65.70	AN	AO	AN	AO				
MS24585-272	MS24585-1272	MS24585-2272	MS24585-C272			.560	3.50			.215	.247	56.20	AN	AO	AN	AO				
MS24585-273	MS24585-1273	MS24585-2273	MS24585-C273			.620	4.00			.246	.270	49.10	AN	AO	AN	AO				
MS24585-274	MS24585-1274	MS24585-2274	MS24585-C274			.690	4.50			.276	.292	43.80	AN	AO	AN	AO				
MS24585-275	MS24585-1275	MS24585-2275	MS24585-C275			.750	5.00			.307	.315	39.40	AN	AO	AN	AO				
MS24585-276	MS24585-1276	MS24585-2276	MS24585-C276			.810	5.50			.338	.337	35.80	AN	AO	AN	AO				
MS24585-277	MS24585-1277	MS24585-2277	MS24585-C277			.880	6.00			.368	.360	32.80	AN	AO	AN	AO				
MS24585-278	MS24585-1278	MS24585-2278	MS24585-C278			.940	6.50			.399	.382	30.30	AN	AO	AN	AO				
MS24585-279	MS24585-1279	MS24585-2279	MS24585-C279			1.000	7.00			.430	.405	28.10	AN	AO	AN	AO				
MS24585-280	MS24585-1280	MS24585-2280	MS24585-C280			1.120	8.00			.491	.450	24.60	AN	AO	AN	AO				
MS24585-281	MS24585-1281	MS24585-2281	MS24585-C281			1.250	9.00			.552	.495	21.90	AN	AO	AN	AO				
MS24585-282	MS24585-1282	MS24585-2282	MS24585-C282			1.380	10.00			.614	.540	19.70	AN	AO	AN	AO				
MS24585-283	MS24585-1283	MS24585-2283	MS24585-C283			1.500	11.00			.675	.585	17.90	AN	AO	AN	AO				
MS24585-284	MS24585-1284	MS24585-2284	MS24585-C284			.450	.038			.620	2.50	.1378	6.167	.344	.171	17.90	AN	AO	AN	AO
MS24585-285	MS24585-1285	MS24585-2285	MS24585-C285							.690	2.75			.379	.180	16.30	AN	AO	AN	AO
MS24585-286	MS24585-1286	MS24585-2286	MS24585-C286							.750	3.00			.413	.190	14.90	AN	AO	AN	AO
MS24585-287	MS24585-1287	MS24585-2287	MS24585-C287							.810	3.25			.448	.199	13.80	AN	AO	AN	AO
MS24585-288	MS24585-1288	MS24585-2288	MS24585-C288							.880	3.50			.482	.209	12.80	AN	AO	AN	AO
MS24585-289	MS24585-1289	MS24585-2289	MS24585-C289							.940	3.75			.517	.218	11.90	AN	AO	AN	AO
MS24585-290	MS24585-1290	MS24585-2290	MS24585-C290	1.000	4.00			.551	.228	11.20	AN			AO	AN	AO				
MS24585-291	MS24585-1291	MS24585-2291	MS24585-C291	1.120	4.75			.654	.256	9.40	AN			AO	AN	AO				
MS24585-292	MS24585-1292	MS24585-2292	MS24585-C292	1.250	5.25			.723	.275	8.50	AN			AO	AN	AO				
MS24585-293	MS24585-1293	MS24585-2293	MS24585-C293	1.380	5.75			.792	.294	7.80	AN			AO	AN	AO				
MS24585-294	MS24585-1294	MS24585-2294	MS24585-C294	1.500	6.50			.896	.323	6.90	AN			AO	AN	AO				
MS24585-295	MS24585-1295		MS24585-C295	.450	.042			.620	2.50	.1183	8.136			.296	.189	27.50	AN	AO		AO
MS24585-296	MS24585-1296		MS24585-C296					.690	3.00					.354	.210	23.00	AN	AO		AO
MS24585-297	MS24585-1297		MS24585-C297					.750	3.25					.384	.220	21.20	AN	AO		AO
MS24585-298	MS24585-1298		MS24585-C298			.810	3.50	.414	.231			19.60	AN	AO		AO				
MS24585-299	MS24585-1299		MS24585-C299			.880	4.00	.473	.252			17.20	AN	AO		AO				
MS24585-300	MS24585-1300		MS24585-C300			.940	4.25	.503	.262			16.20	AN	AO		AO				
MS24585-301	MS24585-1301		MS24585-C301			1.000	4.50	.532	.273			15.30	AN	AO		AO				
MS24585-302	MS24585-1302		MS24585-C302			1.120	5.00	.591	.294			13.70	AO	AP		AP				
MS24585-303	MS24585-1303		MS24585-C303			1.250	5.75	.680	.325			12.00	AO	AP		AP				
MS24585-304	MS24585-1304		MS24585-C304			1.380	6.50	.769	.357			10.60	AO	AP		AP				
MS24585-305	MS24585-1305		MS24585-C305			1.500	7.25	.858	.388			9.50	AO	AP		AP				
MS24585-306	MS24585-1306	MS24585-2306	MS24585-C306	.450	.045	.560	2.50	.1057	9.785	.264	.202	37.10	AN	AO	AN	AO				
MS24585-307	MS24585-1307	MS24585-2307	MS24585-C307			.620	2.75			.291	.214	33.60	AN	AO	AN	AO				
MS24585-308	MS24585-1308	MS24585-2308	MS24585-C308			.690	3.25			.343	.236	28.50	AN	AO	AN	AO				
MS24585-309	MS24585-1309	MS24585-2309	MS24585-C309			.750	3.50			.370	.247	26.40	AN	AO	AN	AO				
MS24585-310	MS24585-1310	MS24585-2310	MS24585-C310			.810	3.75			.396	.259	24.70	AN	AO	AN	AO				
MS24585-311	MS24585-1311	MS24585-2311	MS24585-C311			.880	4.25			.449	.281	21.70	AN	AO	AN	AO				
MS24585-312	MS24585-1312	MS24585-2312	MS24585-C312			.940	4.50			.476	.292	20.50	AN	AO	AN	AO				
MS24585-313	MS24585-1313	MS24585-2313	MS24585-C313			1.000	4.75			.502	.304	19.50	AN	AO	AN	AO				
MS24585-314	MS24585-1314	MS24585-2314	MS24585-C314			1.120	5.50			.581	.337	16.80	AO	AP	AO	AP				
MS24585-315	MS24585-1315	MS24585-2315	MS24585-C315			1.250	6.00			.634	.360	15.40	AO	AP	AO	AP				
MS24585-316	MS24585-1316	MS24585-2316	MS24585-C316			1.380	6.75			.713	.394	13.70	AO	AP	AO	AP				
MS24585-317	MS24585-1317	MS24585-2317	MS24585-C317			1.500	7.50			.793	.427	12.30	AO	AP	AO	AP				
MS24585-318	MS24585-1318		MS24585-C318			.450	.055			.500	2.50	.0764	17.020	.191	.247	89.10	AN	AO		AO
MS24585-319	MS24585-1319		MS24585-C319							.560	2.75			.210	.261	81.00	AN	AO		AO
MS24585-320	MS24585-1320		MS24585-C320	.620	3.25			.248	.289	68.60	AN			AO		AO				
MS24585-321	MS24585-1321		MS24585-C321	.690	3.75			.286	.316	59.50	AN			AO		AO				
MS24585-322	MS24585-1322		MS24585-C322	.750	4.00			.306	.330	55.60	AN			AO		AO				
MS24585-323	MS24585-1323		MS24585-C323	.810	4.25			.325	.344	52.40	AN			AO		AO				
MS24585-324	MS24585-1324		MS24585-C324	.880	4.75			.363	.371	46.90	AN			AO		AO				
MS24585-325	MS24585-1325		MS24585-C325	.940	5.25			.401	.399	42.40	AN			AO		AO				
MS24585-326	MS24585-1326		MS24585-C326	1.000	5.75			.439	.426	38.80	AN			AO		AO				
MS24585-327	MS24585-1327		MS24585-C327	1.120	6.50			.497	.467	34.20	AO			AP		AP				
MS24585-328	MS24585-1328		MS24585-C328	1.250	7.25			.554	.509	30.70	AO			AP		AP				
MS24585-329	MS24585-1329		MS24585-C329	1.380	8.00			.611	.550	27.80	AO			AP		AP				
MS24585-330	MS24585-1330		MS24585-C330	1.500	8.75			.668	.591	25.50	AO			AP		AP				

### SPECIAL INSTRUCTIONS FOR MS24585 COMPRESSION SPRINGS

**PRICING:** See Inside Back Cover for up to 199 pricing. To price or order up to 1000 pcs, visit [leespring.com](http://leespring.com); 1000+ pcs. contact Lee Spring.  
**CALCULATIONS:** Spring Rate and Load are for Music Wire. For Stainless Steel, multiply figures shown by 5/6 (.833).  
**COMPLIANCE:** All MS24585 Stainless Steel parts are DFARS Compliant; CAD Plated MS24585 parts are NOT RoHS compliant.

MIL-SPEC COMPRESSION SPRINGS



MUSIC WIRE			STAINLESS STEEL	OD	W	FREE LENGTH	ACTIVE COILS	DEFLECTION PER COIL	LOAD	DEFLECTION	SOLID HEIGHT	RATE	PRICE GROUP			
UNPLATED (U)	CAD. PLATE (C)	ZINC PLATE (Z)	PASSIVATED (S)	IN	IN	IN		IN	LB	IN	IN	LB/IN	U	C	Z	S
MS24585-331	MS24585-1331		MS24585-C331	.500	.038	.620	2.00	.1757	5.575	.351	.152	15.90	AN	AO		AO
MS24585-332	MS24585-1332		MS24585-C332			.690	2.25			.395	.161	14.10	AN	AO		AO
MS24585-333	MS24585-1333		MS24585-C333			.750	2.50			.439	.171	12.70	AN	AO		AO
MS24585-334	MS24585-1334		MS24585-C334			.810	2.75			.483	.180	11.50	AN	AO		AO
MS24585-335	MS24585-1335		MS24585-C335			.880	3.00			.527	.190	10.60	AN	AO		AO
MS24585-336	MS24585-1336		MS24585-C336			.940	3.25			.571	.199	9.80	AN	AO		AO
MS24585-337	MS24585-1337		MS24585-C337			1.000	3.50			.614	.209	9.10	AN	AO		AO
MS24585-338	MS24585-1338		MS24585-C338			1.120	3.75			.659	.218	8.50	AO	AP		AP
MS24585-339	MS24585-1339		MS24585-C339			1.250	4.25			.747	.237	7.50	AO	AP		AP
MS24585-340	MS24585-1340		MS24585-C340			1.380	4.75			.834	.256	6.70	AO	AP		AP
MS24585-341	MS24585-1341		MS24585-C341			1.500	5.25			.922	.275	6.00	AO	AP		AP
MS24585-342	MS24585-1342		MS24585-C342	.500	.042	.560	2.00	.1513	7.336	.302	.168	24.30	AN	AO		AO
MS24585-343	MS24585-1343		MS24585-C343			.620	2.25			.340	.178	21.60	AN	AO		AO
MS24585-344	MS24585-1344		MS24585-C344			.690	2.50			.378	.189	19.40	AN	AO		AO
MS24585-345	MS24585-1345		MS24585-C345			.750	2.75			.416	.199	17.60	AN	AO		AO
MS24585-346	MS24585-1346		MS24585-C346			.810	3.00			.454	.210	16.10	AN	AO		AO
MS24585-347	MS24585-1347		MS24585-C347			.880	3.25			.492	.220	14.90	AN	AO		AO
MS24585-348	MS24585-1348		MS24585-C348			.940	3.50			.529	.231	13.90	AN	AO		AO
MS24585-349	MS24585-1349		MS24585-C349			1.000	3.75			.567	.241	12.90	AN	AO		AO
MS24585-350	MS24585-1350		MS24585-C350			1.120	4.25			.643	.262	11.40	AO	AP		AP
MS24585-351	MS24585-1351		MS24585-C351			1.250	4.75			.719	.283	10.20	AO	AP		AP
MS24585-352	MS24585-1352		MS24585-C352			1.380	5.25			.794	.304	9.20	AO	AP		AP
MS24585-353	MS24585-1353		MS24585-C353			1.500	5.75			.870	.325	8.40	AO	AP		AP
MS24585-354	MS24585-1354	MS24585-2354	MS24585-C354	.500	.045	.560	2.00	.1358	8.870	.271	.180	32.70	AN	AO	AN	AO
MS24585-355	MS24585-1355	MS24585-2355	MS24585-C355			.620	2.25			.305	.191	29.10	AN	AO	AN	AO
MS24585-356	MS24585-1356	MS24585-2356	MS24585-C356			.690	2.50			.339	.202	26.20	AN	AO	AN	AO
MS24585-357	MS24585-1357	MS24585-2357	MS24585-C357			.750	2.75			.373	.214	23.80	AN	AO	AN	AO
MS24585-358	MS24585-1358	MS24585-2358	MS24585-C358			.810	3.00			.407	.225	21.80	AN	AO	AN	AO
MS24585-359	MS24585-1359	MS24585-2359	MS24585-C359			.880	3.50			.475	.247	18.70	AN	AO	AN	AO
MS24585-360	MS24585-1360	MS24585-2360	MS24585-C360			.940	3.75			.509	.259	17.40	AN	AO	AN	AO
MS24585-361	MS24585-1361	MS24585-2361	MS24585-C361			1.000	4.00			.543	.270	16.30	AN	AO	AN	AO
MS24585-362	MS24585-1362	MS24585-2362	MS24585-C362			1.120	4.50			.611	.292	14.50	AO	AP	AO	AP
MS24585-363	MS24585-1363	MS24585-2363	MS24585-C363			1.250	5.00			.679	.315	13.10	AO	AP	AO	AP
MS24585-364	MS24585-1364	MS24585-2364	MS24585-C364			1.380	5.50			.747	.337	11.90	AO	AP	AO	AP
MS24585-365	MS24585-1365	MS24585-2365	MS24585-C365			1.500	6.00			.815	.360	10.90	AO	AS	AO	AS
MS24585-366	MS24585-1366		MS24585-C366	.500	.055	.500	2.00	.0990	15.420	.198	.220	77.90	AN	AP		AP
MS24585-367	MS24585-1367		MS24585-C367			.560	2.25			.223	.234	69.10	AN	AP		AP
MS24585-368	MS24585-1368		MS24585-C368			.620	2.75			.272	.261	56.70	AN	AP		AP
MS24585-369	MS24585-1369		MS24585-C369			.690	3.00			.297	.275	51.90	AN	AP		AP
MS24585-370	MS24585-1370		MS24585-C370			.750	3.25			.322	.289	47.90	AN	AP		AP
MS24585-371	MS24585-1371		MS24585-C371			.810	3.75			.371	.316	41.60	AN	AP		AP
MS24585-372	MS24585-1372		MS24585-C372			.880	4.00			.396	.330	38.90	AN	AP		AP
MS24585-373	MS24585-1373		MS24585-C373			.940	4.50			.445	.357	34.60	AN	AP		AP
MS24585-374	MS24585-1374		MS24585-C374			1.000	4.75			.470	.371	32.80	AN	AP		AP
MS24585-375	MS24585-1375		MS24585-C375			1.120	5.25			.520	.399	29.60	AO	AP		AP
MS24585-376	MS24585-1376		MS24585-C376			1.250	6.00			.594	.440	25.90	AO	AP		AP
MS24585-377	MS24585-1377		MS24585-C377			1.380	6.50			.643	.467	24.00	AO	AP		AP
MS24585-378	MS24585-1378		MS24585-C378			1.500	7.25			.718	.509	21.50	AO	AP		AP
MS24585-379	MS24585-1379	MS24585-2379	MS24585-C379	.550	.038	.750	2.00	.2174	5.043	.435	.152	11.60	AN	AP	AN	AP
MS24585-380	MS24585-1380	MS24585-2380	MS24585-C380			.810	2.30			.500	.163	10.10	AN	AP	AN	AP
MS24585-381	MS24585-1381	MS24585-2381	MS24585-C381			.880	2.50			.543	.171	9.30	AN	AP	AN	AP
MS24585-382	MS24585-1382	MS24585-2382	MS24585-C382			.940	2.70			.587	.179	8.60	AN	AP	AN	AP
MS24585-383	MS24585-1383	MS24585-2383	MS24585-C383			1.000	2.90			.630	.186	8.00	AN	AP	AN	AP
MS24585-384	MS24585-1384	MS24585-2384	MS24585-C384			1.120	3.30			.717	.201	7.00	AO	AP	AO	AP
MS24585-385	MS24585-1385	MS24585-2385	MS24585-C385			1.250	3.60			.783	.213	6.40	AO	AP	AO	AP
MS24585-386	MS24585-1386	MS24585-2386	MS24585-C386			1.380	4.00			.870	.228	5.80	AO	AP	AO	AP
MS24585-387	MS24585-1387	MS24585-2387	MS24585-C387			1.500	4.40			.956	.243	5.30	AO	AP	AO	AP

**SPECIAL INSTRUCTIONS FOR MS24585 COMPRESSION SPRINGS**

**PRICING:** See Inside Back Cover for up to 199 pricing. To price or order up to 1000 pcs, visit [leespring.com](http://leespring.com); 1000+ pcs. contact Lee Spring.  
**CALCULATIONS:** Spring Rate and Load are for Music Wire. For Stainless Steel, multiply figures shown by 5/6 (.833).  
**COMPLIANCE:** All MS24585 Stainless Steel parts are DFARS Compliant; CAD Plated MS24585 parts are NOT RoHS compliant.

# SPECIALTY STOCK PARTS: MIL-SPEC

ENDS ARE GROUND • Compression Springs (MS24585)

MUSIC WIRE			STAINLESS STEEL	OD	W	FREE LENGTH	ACTIVE COILS	DEFLECTION PER COIL	LOAD	DEFLECTION	SOLID HEIGHT	RATE	PRICE GROUP							
UNPLATED (U)	CAD. PLATE (C)	ZINC PLATE (Z)	PASSIVATED (S)	IN	IN	IN		IN	LB	IN	IN	LB/IN	U	C	Z	S				
MS24585-388	MS24585-1388	MS24585-2388	MS24585-C388	.550	.045	.620	2.00	.1694	8.091	.339	.180	23.90	AN	AP	AN	AP				
MS24585-389	MS24585-1389	MS24585-2389	MS24585-C389			.690	2.25			.381	.191	21.20	AN	AP	AN	AP				
MS24585-390	MS24585-1390	MS24585-2390	MS24585-C390			.750	2.50			.423	.202	19.10	AN	AP	AN	AP				
MS24585-391	MS24585-1391	MS24585-2391	MS24585-C391			.810	2.70			.457	.211	17.70	AN	AP	AN	AP				
MS24585-392	MS24585-1392	MS24585-2392	MS24585-C392			.880	2.95			.500	.223	16.20	AN	AP	AN	AP				
MS24585-393	MS24585-1393	MS24585-2393	MS24585-C393			.940	3.20			.542	.234	14.90	AN	AP	AN	AP				
MS24585-394	MS24585-1394	MS24585-2394	MS24585-C394			1.000	3.40			.576	.243	14.00	AN	AP	AN	AP				
MS24585-395	MS24585-1395	MS24585-2395	MS24585-C395			1.120	3.85			.652	.263	12.40	AO	AP	AO	AP				
MS24585-396	MS24585-1396	MS24585-2396	MS24585-C396			1.250	4.35			.737	.286	11.00	AO	AP	AO	AP				
MS24585-397	MS24585-1397	MS24585-2397	MS24585-C397			1.380	4.80			.813	.306	9.90	AO	AP	AO	AP				
MS24585-398	MS24585-1398	MS24585-2398	MS24585-C398			1.500	5.30			.898	.328	9.00	AO	AP	AO	AP				
MS24585-399	MS24585-1399		MS24585-C399			.550	.055			.560	2.00	.1241	14.050	.248	.220	56.60	AN	AO		AO
MS24585-400	MS24585-1400		MS24585-C400							.620	2.25			.279	.234	50.30	AN	AO		AO
MS24585-401	MS24585-1401		MS24585-C401							.690	2.65			.329	.256	42.70	AN	AO		AO
MS24585-402	MS24585-1402		MS24585-C402	.750	2.90			.360	.269	39.00	AN			AO		AO				
MS24585-403	MS24585-1403		MS24585-C403	.810	3.20			.397	.286	35.40	AN			AO		AO				
MS24585-404	MS24585-1404		MS24585-C404	.880	3.50			.434	.302	32.40	AN			AO		AO				
MS24585-405	MS24585-1405		MS24585-C405	.940	3.80			.471	.319	29.80	AN			AO		AO				
MS24585-406	MS24585-1406		MS24585-C406	1.000	4.10			.509	.335	27.60	AN			AO		AO				
MS24585-407	MS24585-1407		MS24585-C407	1.120	4.60			.571	.363	24.60	AO			AP		AP				
MS24585-408	MS24585-1408		MS24585-C408	1.250	5.20			.645	.396	21.80	AO			AP		AP				
MS24585-409	MS24585-1409		MS24585-C409	1.380	5.80			.720	.429	19.50	AO			AP		AP				
MS24585-410	MS24585-1410		MS24585-C410	1.500	6.40			.794	.462	17.70	AO			AP		AP				
MS24585-411	MS24585-1411	MS24585-2411	MS24585-C411	.550	.063			.560	2.20	.1002	20.330			.220	.265	92.40	AN	AP	AN	AP
MS24585-412	MS24585-1412	MS24585-2412	MS24585-C412					.620	2.50					.250	.283	81.30	AN	AP	AN	AP
MS24585-413	MS24585-1413	MS24585-2413	MS24585-C413			.690	2.90	.290	.309			70.10	AN	AP	AN	AP				
MS24585-414	MS24585-1414	MS24585-2414	MS24585-C414			.750	3.20	.320	.328			63.50	AN	AP	AN	AP				
MS24585-415	MS24585-1415	MS24585-2415	MS24585-C415			.810	3.50	.350	.346			58.10	AN	AP	AN	AP				
MS24585-416	MS24585-1416	MS24585-2416	MS24585-C416			.880	3.80	.380	.365			53.50	AN	AP	AN	AP				
MS24585-417	MS24585-1417	MS24585-2417	MS24585-C417			.940	4.20	.420	.391			48.40	AN	AP	AN	AP				
MS24585-418	MS24585-1418	MS24585-2418	MS24585-C418			1.000	4.50	.450	.409			45.20	AO	AR	AO	AR				
MS24585-419	MS24585-1419	MS24585-2419	MS24585-C419			1.120	5.10	.511	.447			39.80	AO	AR	AO	AR				
MS24585-420	MS24585-1420	MS24585-2420	MS24585-C420			1.250	5.70	.571	.485			35.60	AO	AR	AO	AR				
MS24585-421	MS24585-1421	MS24585-2421	MS24585-C421			1.380	6.40	.641	.529			31.70	AO	AR	AO	AR				
MS24585-422	MS24585-1422	MS24585-2422	MS24585-C422			1.500	7.00	.701	.567			29.00	AO	AR	AO	AR				
MS24585-423	MS24585-1423		MS24585-C423			.650	.042	.880	2.00			.2751	5.714	.550	.168	10.40	AN	AP		AP
MS24585-424	MS24585-1424		MS24585-C424					.940	2.10					.578	.172	9.90	AO	AR		AR
MS24585-425	MS24585-1425		MS24585-C425	1.000	2.30			.633	.181	9.00	AO			AR		AR				
MS24585-426	MS24585-1426		MS24585-C426	1.120	2.60			.715	.193	8.00	AO			AR		AR				
MS24585-427	MS24585-1427		MS24585-C427	1.250	2.90			.798	.206	7.20	AO			AR		AR				
MS24585-428	MS24585-1428		MS24585-C428	1.380	3.20			.880	.218	6.50	AO			AR		AR				
MS24585-429	MS24585-1429		MS24585-C429	1.500	3.50			.963	.231	5.90	AO			AR		AR				
MS24585-430	MS24585-1430	MS24585-2430	MS24585-C430	.650	.045			.880	2.10	.2481	6.894			.521	.184	13.20	AN	AP	AN	AP
MS24585-431	MS24585-1431	MS24585-2431	MS24585-C431			.940	2.30	.570	.193			12.10	AO	AR	AO	AR				
MS24585-432	MS24585-1432	MS24585-2432	MS24585-C432			1.000	2.50	.620	.202			11.10	AO	AR	AO	AR				
MS24585-433	MS24585-1433	MS24585-2433	MS24585-C433			1.120	2.80	.695	.216			9.90	AO	AR	AO	AR				
MS24585-434	MS24585-1434	MS24585-2434	MS24585-C434			1.250	3.10	.769	.229			9.00	AO	AR	AO	AR				
MS24585-435	MS24585-1435	MS24585-2435	MS24585-C435			1.380	3.50	.868	.247			7.90	AO	AR	AO	AR				
MS24585-436	MS24585-1436	MS24585-2436	MS24585-C436			1.500	3.80	.943	.261			7.30	AO	AR	AO	AR				
MS24585-437	MS24585-1437		MS24585-C437			.650	.055	.750	2.10			.1843	12.010	.387	.225	31.00	AP	AS		AS
MS24585-438	MS24585-1438		MS24585-C438	.810	2.30			.424	.236	28.30	AP			AS		AS				
MS24585-439	MS24585-1439		MS24585-C439	.880	2.60			.479	.253	25.10	AP			AS		AS				
MS24585-440	MS24585-1440		MS24585-C440	.940	2.80			.516	.264	23.30	AP			AS		AS				
MS24585-441	MS24585-1441		MS24585-C441	1.000	3.00			.553	.275	21.70	AP			AS		AS				
MS24585-442	MS24585-1442		MS24585-C442	1.120	3.40			.627	.297	19.20	AP			AS		AS				
MS24585-443	MS24585-1443		MS24585-C443	1.250	3.80			.700	.319	17.20	AP			AS		AS				
MS24585-444	MS24585-1444		MS24585-C444	1.380	4.30			.792	.346	15.20	AP			AS		AS				
MS24585-445	MS24585-1445		MS24585-C445	1.500	4.70			.866	.368	13.90	AP			AS		AS				

MIL-SPEC COMPRESSION SPRINGS

### SPECIAL INSTRUCTIONS FOR MS24585 COMPRESSION SPRINGS

**PRICING:** See Inside Back Cover for up to 199 pricing. To price or order up to 1000 pcs, visit [leespring.com](http://leespring.com); 1000+ pcs. contact Lee Spring.  
**CALCULATIONS:** Spring Rate and Load are for Music Wire. For Stainless Steel, multiply figures shown by 5/6 (.833).  
**COMPLIANCE:** All MS24585 Stainless Steel parts are DFARS Compliant; CAD Plated MS24585 parts are NOT RoHS compliant.

MUSIC WIRE			STAINLESS STEEL	OD	W	FREE LENGTH	ACTIVE COILS	DEFLECTION PER COIL	LOAD	DEFLECTION	SOLID HEIGHT	RATE	PRICE GROUP							
UNPLATED (U)	CAD. PLATE (C)	ZINC PLATE (Z)	PASSIVATED (S)	IN	IN	IN		IN	LB	IN	IN	LB/IN	U	C	Z	S				
MS24585-446	MS24585-1446	MS24585-2446	MS24585-C446	.650	.063	.690	2.15	.1499	17.360	.322	.261	53.90	AP	AS	AP	AS				
MS24585-447	MS24585-1447	MS24585-2447	MS24585-C447			.750	2.40			.360	.277	48.20	AP	AS	AP	AS				
MS24585-448	MS24585-1448	MS24585-2448	MS24585-C448			.810	2.65			.397	.293	43.70	AP	AS	AP	AS				
MS24585-449	MS24585-1449	MS24585-2449	MS24585-C449			.880	2.90			.435	.309	39.90	AP	AS	AP	AS				
MS24585-450	MS24585-1450	MS24585-2450	MS24585-C450			.940	3.10			.465	.321	37.30	AP	AS	AP	AS				
MS24585-451	MS24585-1451	MS24585-2451	MS24585-C451			1.000	3.40			.510	.340	34.00	AP	AS	AP	AS				
MS24585-452	MS24585-1452	MS24585-2452	MS24585-C452			1.120	3.80			.570	.365	30.50	AR	AS	AR	AS				
MS24585-453	MS24585-1453	MS24585-2453	MS24585-C453			1.250	4.30			.644	.397	27.00	AR	AS	AR	AS				
MS24585-454	MS24585-1454	MS24585-2454	MS24585-C454			1.380	4.80			.719	.428	24.10	AR	AS	AR	AS				
MS24585-455	MS24585-1455	MS24585-2455	MS24585-C455			1.500	5.30			.794	.460	21.90	AR	AS	AR	AS				
MS24585-456	MS24585-1456		MS24585-C456			.700	.042			1.000	2.00	.3248	5.323	.650	.168	8.20	AO	AS		AS
MS24585-457	MS24585-1457		MS24585-C457							1.120	2.20			.714	.176	7.50	AO	AS		AS
MS24585-458	MS24585-1458		MS24585-C458							1.250	2.50			.812	.189	6.60	AO	AS		AS
MS24585-459	MS24585-1459		MS24585-C459							1.380	2.80			.909	.202	5.90	AO	AS		AS
MS24585-460	MS24585-1460		MS24585-C460							1.500	3.10			1.001	.214	5.30	AO	AS		AS
MS24585-461	MS24585-1461	MS24585-2461	MS24585-C461			.700	.045			1.000	2.10	.2932	6.420	.616	.184	10.40	AO	AS	AO	AS
MS24585-462	MS24585-1462	MS24585-2462	MS24585-C462	1.120	2.40			.704	.198	9.10	AO			AS	AO	AS				
MS24585-463	MS24585-1463	MS24585-2463	MS24585-C463	1.250	2.70			.792	.211	8.10	AO			AS	AO	AS				
MS24585-464	MS24585-1464	MS24585-2464	MS24585-C464	1.380	3.00			.880	.225	7.30	AO			AS	AO	AS				
MS24585-465	MS24585-1465	MS24585-2465	MS24585-C465	1.500	3.30			.967	.236	6.60	AO			AS	AO	AS				
MS24585-466	MS24585-1466		MS24585-C466	.700	.055	.810	2.00	.2185	11.180	.437	.220	25.60	AO	AS		AS				
MS24585-467	MS24585-1467		MS24585-C467			.880	2.20			.481	.231	23.20	AO	AS		AS				
MS24585-468	MS24585-1468		MS24585-C468			.940	2.40			.524	.242	21.30	AO	AS		AS				
MS24585-469	MS24585-1469		MS24585-C469			1.000	2.60			.568	.253	19.70	AO	AS		AS				
MS24585-470	MS24585-1470		MS24585-C470			1.120	3.00			.655	.275	17.10	AO	AS		AS				
MS24585-471	MS24585-1471		MS24585-C471			1.250	3.30			.721	.291	15.50	AO	AS		AS				
MS24585-472	MS24585-1472		MS24585-C472			1.380	3.70			.808	.313	13.80	AO	AS		AS				
MS24585-473	MS24585-1473		MS24585-C473			1.500	4.10			.896	.335	12.50	AO	AS		AS				
MS24585-474	MS24585-1474	MS24585-2474	MS24585-C474			.700	.063			.750	2.10	.1783	16.170	.374	.258	43.20	AO	AS	AO	AS
MS24585-475	MS24585-1475	MS24585-2475	MS24585-C475	.810	2.30			.410	.270	39.40	AO			AS	AO	AS				
MS24585-476	MS24585-1476	MS24585-2476	MS24585-C476	.880	2.50			.446	.283	36.30	AO			AS	AO	AS				
MS24585-477	MS24585-1477	MS24585-2477	MS24585-C477	.940	2.70			.481	.296	33.60	AO			AS	AO	AS				
MS24585-478	MS24585-1478	MS24585-2478	MS24585-C478	1.000	2.90			.517	.309	31.30	AO			AS	AO	AS				
MS24585-479	MS24585-1479	MS24585-2479	MS24585-C479	1.120	3.30			.588	.334	27.50	AP			AS	AP	AS				
MS24585-480	MS24585-1480	MS24585-2480	MS24585-C480	1.250	3.70			.660	.359	24.50	AP			AS	AP	AS				
MS24585-481	MS24585-1481	MS24585-2481	MS24585-C481	1.380	4.20			.749	.391	21.60	AP			AS	AP	AS				
MS24585-482	MS24585-1482	MS24585-2482	MS24585-C482	1.500	4.60			.820	.416	19.70	AP			AS	AP	AS				
MS24585-483	MS24585-1483		MS24585-C483	.700	.067			.690	2.00	.1630	19.410			.326	.268	59.50	AO	AS		AS
MS24585-484	MS24585-1484		MS24585-C484			.750	2.20	.359	.281			54.10	AO	AS		AS				
MS24585-485	MS24585-1485		MS24585-C485			.810	2.40	.391	.295			49.60	AO	AS		AS				
MS24585-486	MS24585-1486		MS24585-C486			.880	2.60	.424	.308			45.80	AO	AS		AS				
MS24585-487	MS24585-1487		MS24585-C487			.940	2.90	.473	.328			41.00	AO	AS		AS				
MS24585-488	MS24585-1488		MS24585-C488			1.000	3.10	.505	.342			38.40	AR	AS		AS				
MS24585-489	MS24585-1489		MS24585-C489			1.120	3.50	.570	.368			34.10	AR	AS		AS				
MS24585-490	MS24585-1490		MS24585-C490			1.250	4.00	.652	.402			29.80	AR	AS		AS				
MS24585-491	MS24585-1491		MS24585-C491			1.380	4.40	.717	.429			27.10	AR	AS		AS				
MS24585-492	MS24585-1492		MS24585-C492			1.500	4.90	.799	.462			24.30	AR	AS		AS				
MS24585-493	MS24585-1493	MS24585-2493	MS24585-C493			.750	.055	.880	2.00			.2559	10.470	.512	.220	20.40	AO	AS	AO	AS
MS24585-494	MS24585-1494	MS24585-2494	MS24585-C494	.940	2.10			.537	.225	19.50	AO			AS	AO	AS				
MS24585-495	MS24585-1495	MS24585-2495	MS24585-C495	1.000	2.30			.568	.236	17.80	AO			AS	AO	AS				
MS24585-496	MS24585-1496	MS24585-2496	MS24585-C496	1.120	2.60			.665	.253	15.70	AO			AS	AO	AS				
MS24585-497	MS24585-1497	MS24585-2497	MS24585-C497	1.250	2.90			.742	.269	14.10	AO			AS	AO	AS				
MS24585-498	MS24585-1498	MS24585-2498	MS24585-C498	1.380	3.30			.844	.291	12.40	AO			AS	AO	AS				
MS24585-499	MS24585-1499	MS24585-2499	MS24585-C499	1.500	3.60			.921	.308	11.40	AO			AS	AO	AS				

**SPECIAL INSTRUCTIONS FOR MS24585 COMPRESSION SPRINGS**

**PRICING:** See Inside Back Cover for up to 199 pricing. To price or order up to 1000 pcs, visit leespring.com; 1000+ pcs. contact Lee Spring.  
**CALCULATIONS:** Spring Rate and Load are for Music Wire. For Stainless Steel, multiply figures shown by 5/6 (.833).  
**COMPLIANCE:** All MS24585 Stainless Steel parts are DFARS Compliant; CAD Plated MS24585 parts are NOT RoHS compliant.

# SPECIALTY STOCK PARTS: MIL-SPEC

ENDS ARE GROUND • Compression Springs (MS24585)

MUSIC WIRE			STAINLESS STEEL	OD	W	FREE LENGTH	ACTIVE COILS	DEFLECTION PER COIL	LOAD	DEFLECTION	SOLID HEIGHT	RATE	PRICE GROUP			
UNPLATED (U)	CAD. PLATE (C)	ZINC PLATE (Z)	PASSIVATED (S)	IN	IN	IN		IN	LB	IN	IN	LB/IN	U	C	Z	S
MS24585-500	MS24585-1500	MS24585-2500	MS24585-C500	.750	.063	.810	2.00	.2094	15.130	.419	.252	36.10	AO	AS	AO	AS
MS24585-501	MS24585-1501	MS24585-2501	MS24585-C501			.880	2.20			.461	.265	32.80	AO	AS	AO	AS
MS24585-502	MS24585-1502	MS24585-2502	MS24585-C502			.940	2.40			.502	.277	30.10	AO	AS	AO	AS
MS24585-503	MS24585-1503	MS24585-2503	MS24585-C503			1.000	2.60			.544	.290	27.80	AO	AS	AO	AS
MS24585-504	MS24585-1504	MS24585-2504	MS24585-C504			1.120	2.90			.607	.308	24.90	AP	AS	AP	AS
MS24585-505	MS24585-1505	MS24585-2505	MS24585-C505			1.250	3.30			.691	.334	21.90	AP	AS	AP	AS
MS24585-506	MS24585-1506	MS24585-2506	MS24585-C506			1.380	3.70			.774	.359	19.50	AP	AS	AP	AS
MS24585-507	MS24585-1507	MS24585-2507	MS24585-C507	1.500	4.10	.858	.384	17.60	AP	AS	AP	AS				
MS24585-508	MS24585-1508		MS24585-C508	.750	.067	.750	1.90	.1915	18.170	.364	.261	49.90	AO	AS		AS
MS24585-509	MS24585-1509		MS24585-C509			.810	2.10			.402	.275	45.20	AO	AS		AS
MS24585-510	MS24585-1510		MS24585-C510			.880	2.30			.440	.288	41.30	AO	AS		AS
MS24585-511	MS24585-1511		MS24585-C511			.940	2.50			.479	.301	37.90	AO	AS		AS
MS24585-512	MS24585-1512		MS24585-C512			1.000	2.70			.517	.315	35.10	AO	AS		AS
MS24585-513	MS24585-1513		MS24585-C513			1.120	3.10			.594	.342	30.60	AP	AS		AS
MS24585-514	MS24585-1514		MS24585-C514			1.250	3.50			.670	.368	27.10	AP	AS		AS
MS24585-515	MS24585-1515		MS24585-C515	1.380	3.90	.747	.395	24.30	AP	AS		AS				
MS24585-516	MS24585-1516		MS24585-C516	1.500	4.30	.823	.422	22.10	AP	AS		AS				
MS24585-517	MS24585-1517		MS24585-C517	.850	.063	1.000	1.90	.2973	13.420	.564	.246	23.60	AR	AT		AT
MS24585-518	MS24585-1518		MS24585-C518			1.120	2.20			.654	.265	20.50	AR	AT		AT
MS24585-519	MS24585-1519		MS24585-C519			1.250	2.50			.743	.283	18.10	AR	AT		AT
MS24585-520	MS24585-1520		MS24585-C520			1.380	2.80			.832	.302	16.10	AR	AT		AT
MS24585-521	MS24585-1521		MS24585-C521			1.500	3.00			.892	.315	15.00	AR	AT		AT
MS24585-522	MS24585-1522		MS24585-C522	.850	.067	.940	2.00	.2561	16.100	.512	.268	31.40	AR	AT		AT
MS24585-523	MS24585-1523		MS24585-C523			1.000	2.10			.538	.275	29.90	AR	AT		AT
MS24585-524	MS24585-1524		MS24585-C524			1.120	2.40			.615	.295	26.20	AR	AT		AT
MS24585-525	MS24585-1525		MS24585-C525			1.250	2.80			.717	.322	22.30	AR	AT		AT
MS24585-526	MS24585-1526		MS24585-C526			1.380	3.10			.794	.342	20.30	AR	AT		AT
MS24585-527	MS24585-1527		MS24585-C527			1.500	3.40			.871	.362	18.50	AR	AT		AT

### SPECIAL INSTRUCTIONS FOR MS24585 COMPRESSION SPRINGS

**PRICING:** See Inside Back Cover for up to 199 pricing. To price or order up to 1000 pcs, visit [leespring.com](http://leespring.com); 1000+ pcs. contact Lee Spring.  
**CALCULATIONS:** Spring Rate and Load are for Music Wire. For Stainless Steel, multiply figures shown by 5/6 (.833).  
**COMPLIANCE:** All MS24585 Stainless Steel parts are DFARS Compliant; CAD Plated MS24585 parts are NOT RoHS compliant.

MUSIC WIRE			STAINLESS STEEL	OD	W	FREE LENGTH	ACTIVE COILS	DEFLECTION PER COIL	MAX LOAD	INIT TENSION	MAX EXT	RATE	PRICE GROUP								
UNPLATED (U)	CAD. PLATE (C)	ZINC PLATE (Z)	PASSIVATED (S)	IN	IN	IN		IN	LB	LB	IN	LB/IN	U	C	Z	S					
MS24586-1	MS24586-501		MS24586-C1	.120	.016	1.000	50.5	.0161	1.6	.2	1.81	1.74	AR	AR		AR					
MS24586-2	MS24586-502		MS24586-C2			1.125	58.5				2.07	1.49	AR	AR		AR					
MS24586-3	MS24586-503		MS24586-C3			1.250	66.0				2.31	1.32	AR	AS		AS					
MS24586-4	MS24586-504		MS24586-C4			1.375	74.0				2.57	1.18	AR	AS		AS					
MS24586-5	MS24586-505		MS24586-C5			1.500	82.0				2.82	1.06	AR	AS		AS					
MS24586-6	MS24586-506	MS24586-1006	MS24586-C6	.120	.018	1.000	45.5	.0133	2.2	.2	1.60	3.33	AR	AS	AR	AS					
MS24586-7	MS24586-507	MS24586-1007	MS24586-C7			1.125	52.0				1.81	2.89	AR	AS	AR	AS					
MS24586-8	MS24586-508	MS24586-1008	MS24586-C8			1.250	59.0				2.03	2.55	AR	AS	AR	AS					
MS24586-9	MS24586-509	MS24586-1009	MS24586-C9			1.375	66.5				2.25	2.28	AR	AS	AR	AS					
MS24586-10	MS24586-510	MS24586-1010	MS24586-C10			1.500	73.0				2.47	2.06	AR	AS	AR	AS					
MS24586-11	MS24586-511	MS24586-1011	MS24586-C11			1.625	80.0				2.69	1.88	AR	AS	AR	AS					
MS24586-12	MS24586-512	MS24586-1012	MS24586-C12			1.750	87.0				2.90	1.72	AR	AS	AR	AS					
MS24586-13	MS24586-513	MS24586-1013	MS24586-C13			1.875	94.0				3.12	1.60	AR	AS	AR	AS					
MS24586-14	MS24586-514	MS24586-1014	MS24586-C14			2.000	101.0				3.34	1.49	AR	AS	AR	AS					
MS24586-15	MS24586-515		MS24586-C15			.120	.020				1.000	41.0	.0111	3.0	.3	1.45	6.00	AP	AP		AR
MS24586-16	MS24586-516		MS24586-C16								1.125	47.0				1.64	5.24	AP	AP		AR
MS24586-17	MS24586-517		MS24586-C17								1.250	53.5				1.84	4.58	AP	AP		AR
MS24586-18	MS24586-518		MS24586-C18								1.375	60.0				2.04	4.06	AP	AP		AR
MS24586-19	MS24586-519		MS24586-C19								1.500	66.0				2.23	3.70	AP	AP		AR
MS24586-20	MS24586-520		MS24586-C20	1.625	72.5			2.43	3.35	AP	AP					AR					
MS24586-21	MS24586-521		MS24586-C21	1.750	78.5			2.62	3.10	AR	AS					AS					
MS24586-22	MS24586-522		MS24586-C22	1.875	84.5			2.81	2.89	AR	AS					AS					
MS24586-23	MS24586-523		MS24586-C23	2.000	91.0			3.01	2.67	AR	AS					AS					
MS24586-24	MS24586-524		MS24586-C24	.120	.022	1.000	37.5	.0090	3.9	.4	1.34	10.38	AP	AR		AR					
MS24586-25	MS24586-525		MS24586-C25			1.125	43.0				1.51	9.04	AP	AR		AR					
MS24586-26	MS24586-526		MS24586-C26			1.250	49.0				1.69	7.94	AR	AS		AS					
MS24586-27	MS24586-527		MS24586-C27			1.375	54.5				1.86	7.20	AR	AS		AS					
MS24586-28	MS24586-528		MS24586-C28			1.500	60.0				2.04	6.48	AR	AS		AS					
MS24586-29	MS24586-529		MS24586-C29			1.625	66.0				2.22	5.89	AR	AS		AS					
MS24586-30	MS24586-530		MS24586-C30			1.750	71.5				2.39	5.48	AR	AS		AS					
MS24586-31	MS24586-531		MS24586-C31			1.875	77.0				2.57	5.05	AR	AS		AS					
MS24586-32	MS24586-532		MS24586-C32			2.000	83.0				2.75	4.68	AR	AS		AS					
MS24586-33	MS24586-533		MS24586-C33			2.125	88.5				2.92	4.42	AR	AS		AS					
MS24586-34	MS24586-534		MS24586-C34			2.250	94.5				3.10	4.12	AR	AS		AS					
MS24586-35	MS24586-535		MS24586-C35			2.375	100.0				3.28	3.89	AR	AS		AS					
MS24586-36	MS24586-536		MS24586-C36			2.500	106.5				3.45	3.67	AR	AS		AS					
MS24586-37	MS24586-537	MS24586-1037	MS24586-C37	.240	.026	1.000	23.0	.0424	3.3	.3	1.97	3.08	AO	AP	AO	AP					
MS24586-38	MS24586-538	MS24586-1038	MS24586-C38			1.125	28.0				2.31	2.53	AO	AP	AO	AP					
MS24586-39	MS24586-539	MS24586-1039	MS24586-C39			1.250	32.5				2.64	2.18	AO	AP	AO	AP					
MS24586-40	MS24586-540	MS24586-1040	MS24586-C40			1.375	37.5				2.96	1.89	AO	AP	AO	AP					
MS24586-41	MS24586-541	MS24586-1041	MS24586-C41			1.500	42.0				3.28	1.69	AO	AP	AO	AP					
MS24586-42	MS24586-542	MS24586-1042	MS24586-C42			1.625	47.0				3.62	1.51	AO	AP	AO	AP					
MS24586-43	MS24586-543	MS24586-1043	MS24586-C43			1.750	52.0				3.95	1.36	AP	AR	AP	AR					
MS24586-44	MS24586-544	MS24586-1044	MS24586-C44			1.875	56.5				4.27	1.25	AP	AR	AP	AR					
MS24586-45	MS24586-545	MS24586-1045	MS24586-C45			2.000	61.5				4.60	1.15	AP	AR	AP	AR					
MS24586-46	MS24586-546	MS24586-1046	MS24586-C46			.240	.031				1.000	20.0	.0318	5.3	.5	1.64	7.54	AO	AP	AO	AP
MS24586-47	MS24586-547	MS24586-1047	MS24586-C47	1.125	24.0			1.89	6.52	AO	AP	AO				AP					
MS24586-48	MS24586-548	MS24586-1048	MS24586-C48	1.250	28.0			2.14	5.39	AO	AP	AO				AP					
MS24586-49	MS24586-549	MS24586-1049	MS24586-C49	1.375	31.0			2.36	4.87	AO	AP	AO				AP					
MS24586-50	MS24586-550	MS24586-1050	MS24586-C50	1.500	36.0			2.64	4.20	AO	AP	AO				AP					
MS24586-51	MS24586-551	MS24586-1051	MS24586-C51	1.625	40.0			2.89	3.77	AO	AP	AO				AP					
MS24586-52	MS24586-552	MS24586-1052	MS24586-C52	1.750	44.0			3.15	3.43	AO	AP	AO				AP					
MS24586-53	MS24586-553	MS24586-1053	MS24586-C53	1.875	47.0			3.37	3.21	AP	AR	AP				AR					
MS24586-54	MS24586-554	MS24586-1054	MS24586-C54	2.000	52.0			3.65	2.90	AP	AR	AP				AR					
MS24586-55	MS24586-555	MS24586-1055	MS24586-C55	2.125	56.0			3.91	2.70	AP	AR	AP				AR					
MS24586-56	MS24586-556	MS24586-1056	MS24586-C56	2.250	60.0			4.16	2.52	AP	AR	AP				AR					
MS24586-57	MS24586-557	MS24586-1057	MS24586-C57	2.375	64.0			4.41	2.36	AP	AR	AP				AR					
MS24586-58	MS24586-558	MS24586-1058	MS24586-C58	2.500	68.0			4.66	2.22	AP	AR	AP				AR					

MIL-SPEC EXTENSION SPRINGS

**SPECIAL INSTRUCTIONS FOR MS24586 EXTENSION SPRINGS**

**PRICING:** See Inside Back Cover for pricing up to 199 pcs. To price or order up to 1000 pcs., visit leespring.com; 1000+ pcs. contact Lee Spring.  
**CALCULATIONS:** Spring Rate, Maximum Load and Initial Tension are for Music Wire. For Stainless Steel, multiply figures shown by 5/6 (.833)  
**COMPLIANCE:** All Stainless Steel MS24586 parts are DFARS Compliant; CADPlated MS24586 parts are NOT RoHS compliant.



# SPECIALTY STOCK PARTS: MIL-SPEC

LOOPS IN-LINE POSITION • Extension Springs (MS24586)

MUSIC WIRE			STAINLESS STEEL	OD	W	FREE LENGTH	ACTIVE COILS	DEFLECTION PER COIL	MAX LOAD	INIT TENSION	MAX EXT	RATE	PRICE GROUP								
UNPLATED (U)	CAD. PLATE (C)	ZINC PLATE (Z)	PASSIVATED (S)	IN	IN	IN		IN	LB	LB	IN	LB/IN	U	C	Z	S					
MS24586-59	MS24586-559		MS24586-C59	.240	.037	1.000	17.0	.0235	8.7	.8	1.40	19.80	AO	AP		AP					
MS24586-60	MS24586-560		MS24586-C60			1.125	20.5				1.61	16.42	AO	AP		AP					
MS24586-61	MS24586-561		MS24586-C61			1.250	24.0				1.81	14.01	AO	AP		AP					
MS24586-62	MS24586-562		MS24586-C62			1.375	27.0				2.01	12.46	AO	AP		AP					
MS24586-63	MS24586-563		MS24586-C63			1.500	30.5				2.20	11.20	AO	AP		AP					
MS24586-64	MS24586-564		MS24586-C64			1.625	34.0				2.42	9.89	AP	AR		AR					
MS24586-65	MS24586-565		MS24586-C65			1.750	37.5				2.63	8.97	AP	AR		AR					
MS24586-66	MS24586-566		MS24586-C66			1.875	40.5				2.83	8.31	AP	AR		AR					
MS24586-67	MS24586-567		MS24586-C67			2.000	44.0				3.04	7.64	AP	AR		AR					
MS24586-68	MS24586-568		MS24586-C68			2.125	47.5				3.24	7.08	AP	AR		AR					
MS24586-69	MS24586-569		MS24586-C69			2.250	51.0				3.45	6.59	AP	AR		AR					
MS24586-70	MS24586-570		MS24586-C70			2.375	54.5				3.59	6.16	AP	AR		AR					
MS24586-71	MS24586-571		MS24586-C71			2.500	57.5				3.85	5.85	AR	AS		AS					
MS24586-72	MS24586-572		MS24586-C72			2.750	64.5				4.27	5.21	AR	AS		AS					
MS24586-73	MS24586-573		MS24586-C73			3.000	71.0				4.67	4.74	AR	AS		AS					
MS24586-74	MS24586-574	MS24586-1074	MS24586-C74			.240	.041				1.000	15.5	.0194	11.4	1.0	1.30	34.55	AP	AR	AP	AR
MS24586-75	MS24586-575	MS24586-1075	MS24586-C75								1.125	18.5				1.48	28.97	AP	AR	AP	AR
MS24586-76	MS24586-576	MS24586-1076	MS24586-C76								1.250	21.5				1.67	24.94	AP	AR	AP	AR
MS24586-77	MS24586-577	MS24586-1077	MS24586-C77								1.375	25.0				1.86	21.44	AP	AR	AP	AR
MS24586-78	MS24586-578	MS24586-1078	MS24586-C78	1.500	28.0			2.04	19.15	AP	AR	AP				AR					
MS24586-79	MS24586-579	MS24586-1079	MS24586-C79	1.625	31.0			2.23	17.30	AP	AR	AP				AR					
MS24586-80	MS24586-580	MS24586-1080	MS24586-C80	1.750	34.0			2.41	15.76	AR	AS	AR				AS					
MS24586-81	MS24586-581	MS24586-1081	MS24586-C81	1.875	37.0			2.59	14.48	AR	AS	AR				AS					
MS24586-82	MS24586-582	MS24586-1082	MS24586-C82	2.000	40.0			2.78	13.40	AR	AS	AR				AS					
MS24586-83	MS24586-583	MS24586-1083	MS24586-C83	2.125	43.0			2.96	12.47	AR	AS	AR				AS					
MS24586-84	MS24586-584	MS24586-1084	MS24586-C84	2.250	46.0			3.14	11.66	AR	AS	AR				AS					
MS24586-85	MS24586-585	MS24586-1085	MS24586-C85	2.375	49.0			3.33	10.94	AR	AS	AR				AS					
MS24586-86	MS24586-586	MS24586-1086	MS24586-C86	2.500	52.0			3.51	10.31	AR	AS	AR				AS					
MS24586-87	MS24586-587	MS24586-1087	MS24586-C87	2.750	58.5			3.88	9.16	AR	AS	AR				AS					
MS24586-88	MS24586-588	MS24586-1088	MS24586-C88	3.000	64.5			4.25	8.31	AR	AS	AR				AS					
MS24586-89	MS24586-589	MS24586-1089	MS24586-C89	3.250	70.5			4.62	7.60	AR	AS	AR				AS					
MS24586-90	MS24586-590	MS24586-1090	MS24586-C90	3.500	76.5			4.98	7.01	AR	AS	AR				AS					
MS24586-91	MS24586-591	MS24586-1091	MS24586-C91	.360	.031			1.000	12.0	.0850	3.6	.3				2.02	3.24	AO	AP	AO	AP
MS24586-92	MS24586-592	MS24586-1092	MS24586-C92					1.125	16.0							2.48	2.43	AO	AP	AO	AP
MS24586-93	MS24586-593	MS24586-1093	MS24586-C93					1.250	20.0							2.95	1.94	AO	AP	AO	AP
MS24586-94	MS24586-594	MS24586-1094	MS24586-C94			1.375	24.0	3.41	1.62				AO	AP	AO	AP					
MS24586-95	MS24586-595	MS24586-1095	MS24586-C95			1.500	28.0	3.81	1.43				AO	AP	AO	AP					
MS24586-96	MS24586-596		MS24586-C96	.360	.037	1.000	10.5	.0650	5.9	.5	1.68	7.92	AO	AP		AP					
MS24586-97	MS24586-597		MS24586-C97			1.125	14.0				2.04	5.93	AO	AP		AP					
MS24586-98	MS24586-598		MS24586-C98			1.250	17.5				2.39	4.75	AO	AP		AP					
MS24586-99	MS24586-599		MS24586-C99			1.375	20.5				2.71	4.05	AO	AP		AP					
MS24586-100	MS24586-600		MS24586-C100			1.500	24.0				3.06	3.46	AO	AP		AP					
MS24586-101	MS24586-601		MS24586-C101			1.625	27.5				3.41	3.02	AO	AP		AP					
MS24586-102	MS24586-602		MS24586-C102			1.750	31.0				3.77	2.67	AO	AP		AP					
MS24586-103	MS24586-603		MS24586-C103			1.875	34.0				4.09	2.44	AP	AR		AR					
MS24586-104	MS24586-604		MS24586-C104			2.000	37.5				4.44	2.22	AP	AR		AR					
MS24586-105	MS24586-605		MS24586-C105			2.125	41.0				4.79	2.03	AP	AS		AS					
MS24586-106	MS24586-606		MS24586-C106			2.250	44.5				5.14	1.87	AP	AS		AS					
MS24586-107	MS24586-607		MS24586-C107			2.375	47.5				5.46	1.75	AP	AS		AS					
MS24586-108	MS24586-608		MS24586-C108			2.500	51.0				5.81	1.63	AP	AS		AS					

MIL-SPEC EXTENSION SPRINGS

### SPECIAL INSTRUCTIONS FOR MS24586 EXTENSION SPRINGS

**PRICING:** See Inside Back Cover for pricing up to 199 pcs. To price or order up to 1000 pcs., visit [leespring.com](http://leespring.com); 1000+ pcs. contact Lee Spring.  
**CALCULATIONS:** Spring Rate, Maximum Load and Initial Tension are for Music Wire. For Stainless Steel, multiply figures shown by 5/6 (.833)  
**COMPLIANCE:** All Stainless Steel MS24586 parts are DFARS Compliant; CADPlated MS24586 parts are NOT RoHS compliant.



MUSIC WIRE			STAINLESS STEEL	OD	W	FREE LENGTH	ACTIVE COILS	DEFLECTION PER COIL	MAX LOAD	INIT TENSION	MAX EXT	RATE	PRICE GROUP			
UNPLATED (U)	CAD. PLATE (C)	ZINC PLATE (Z)	PASSIVATED (S)	IN	IN	IN		IN	LB	LB	IN	LB/IN	U	C	Z	S
MS24586-109	MS24586-609	MS24586-1109	MS24586-C109	.360	.041	1.000	10.0	.0555	7.9	.7	1.55	12.97	AO	AP	AO	AP
MS24586-110	MS24586-610	MS24586-1110	MS24586-C110			1.125	13.0				1.85	9.99	AO	AP	AO	AP
MS24586-111	MS24586-611	MS24586-1111	MS24586-C111			1.250	16.0				2.14	8.11	AO	AP	AO	AP
MS24586-112	MS24586-612	MS24586-1112	MS24586-C112			1.375	19.0				2.43	6.83	AO	AP	AO	AP
MS24586-113	MS24586-613	MS24586-1113	MS24586-C113			1.500	22.0				2.72	5.90	AO	AP	AO	AP
MS24586-114	MS24586-614	MS24586-1114	MS24586-C114			1.625	25.0				3.01	5.19	AO	AP	AO	AP
MS24586-115	MS24586-615	MS24586-1115	MS24586-C115			1.750	28.0				3.30	4.63	AO	AP	AO	AP
MS24586-116	MS24586-616	MS24586-1116	MS24586-C116			1.875	31.0				3.60	4.19	AP	AS	AP	AS
MS24586-117	MS24586-617	MS24586-1117	MS24586-C117			2.000	34.0				3.89	3.82	AP	AS	AP	AS
MS24586-118	MS24586-618	MS24586-1118	MS24586-C118			2.125	37.0				4.18	3.51	AP	AS	AP	AS
MS24586-119	MS24586-619	MS24586-1119	MS24586-C119			2.250	40.5				4.50	3.20	AP	AS	AP	AS
MS24586-120	MS24586-620	MS24586-1120	MS24586-C120			2.375	43.5				4.79	2.98	AR	AS	AR	AS
MS24586-121	MS24586-621	MS24586-1121	MS24586-C121	2.500	46.5	5.08	2.79	AR	AS	AR	AS					
MS24586-122	MS24586-622	MS24586-1122	MS24586-C122	.360	.045	1.000	9.0	.0472	10.2	.9	1.43	21.88	AO	AP	AO	AP
MS24586-123	MS24586-623	MS24586-1123	MS24586-C123			1.125	12.0				1.69	16.43	AO	AP	AO	AP
MS24586-124	MS24586-624	MS24586-1124	MS24586-C124			1.250	14.5				1.93	13.60	AO	AP	AO	AP
MS24586-125	MS24586-625	MS24586-1125	MS24586-C125			1.375	17.5				2.20	11.26	AO	AP	AO	AP
MS24586-126	MS24586-626	MS24586-1126	MS24586-C126			1.500	20.5				2.47	9.61	AO	AP	AO	AP
MS24586-127	MS24586-627	MS24586-1127	MS24586-C127			1.625	23.0				2.71	8.56	AO	AP	AO	AP
MS24586-128	MS24586-628	MS24586-1128	MS24586-C128			1.750	26.0				2.98	7.58	AO	AP	AO	AP
MS24586-129	MS24586-629	MS24586-1129	MS24586-C129			1.875	28.5				3.22	6.91	AO	AR	AO	AR
MS24586-130	MS24586-630	MS24586-1130	MS24586-C130			2.000	31.5				3.49	6.25	AO	AR	AO	AR
MS24586-131	MS24586-631	MS24586-1131	MS24586-C131			2.125	34.0				3.77	5.79	AP	AS	AP	AS
MS24586-132	MS24586-632	MS24586-1132	MS24586-C132			2.250	37.0				4.00	5.33	AP	AS	AP	AS
MS24586-133	MS24586-633	MS24586-1133	MS24586-C133			2.375	40.0				4.26	4.92	AR	AS	AR	AS
MS24586-134	MS24586-634	MS24586-1134	MS24586-C134	2.500	42.5	4.51	4.64	AR	AS	AR	AS					
MS24586-135	MS24586-635	MS24586-1135	MS24586-C135	2.750	48.0	5.02	4.10	AR	AS	AR	AS					
MS24586-136	MS24586-636	MS24586-1136	MS24586-C136	3.000	53.5	5.53	3.68	AR	AS	AR	AS					
MS24586-137	MS24586-637		MS24586-C137	.360	.055	1.125	10.5	.0331	17.6	1.6	1.49	45.98	AP	AS		AS
MS24586-138	MS24586-638		MS24586-C138			1.250	12.5				1.66	38.65	AP	AS		AS
MS24586-139	MS24586-639		MS24586-C139			1.375	15.0				1.87	32.19	AP	AS		AS
MS24586-140	MS24586-640		MS24586-C140			1.500	17.0				2.06	28.42	AP	AS		AS
MS24586-141	MS24586-641		MS24586-C141			1.625	19.5				2.27	24.81	AP	AS		AS
MS24586-142	MS24586-642		MS24586-C142			1.750	21.5				2.46	22.47	AP	AS		AS
MS24586-143	MS24586-643		MS24586-C143			1.875	24.0				2.67	20.15	AR	AS		AS
MS24586-144	MS24586-644		MS24586-C144			2.000	26.5				2.87	18.24	AR	AS		AS
MS24586-145	MS24586-645		MS24586-C145			2.125	28.5				3.07	16.97	AS	AT		AT
MS24586-146	MS24586-646		MS24586-C146			2.250	31.0				3.28	15.59	AS	AT		AT
MS24586-147	MS24586-647		MS24586-C147			2.375	33.0				3.47	14.65	AS	AT		AT
MS24586-148	MS24586-648		MS24586-C148			2.500	35.5				3.68	13.62	AS	AT		AT
MS24586-149	MS24586-649		MS24586-C149	2.750	40.0	4.07	12.08	AS	AT		AT					
MS24586-150	MS24586-650		MS24586-C150	3.000	44.5	4.47	10.86	AS	AU		AU					
MS24586-151	MS24586-651		MS24586-C151	3.250	49.0	4.87	9.86	AS	AW		AW					
MS24586-152	MS24586-652		MS24586-C152	3.500	53.5	5.27	9.03	AS	AW		AW					
MS24586-153	MS24586-653		MS24586-C153	3.750	58.0	5.67	8.33	AS	AW		AW					
MS24586-154	MS24586-654		MS24586-C154	4.000	62.5	6.10	7.73	AS	AW		AW					
MS24586-155	MS24586-655		MS24586-C155	4.250	67.0	6.47	7.21	AT	AX		AX					
MS24586-156	MS24586-656		MS24586-C156	4.500	71.5	6.81	6.76	AT	AX		AX					
MS24586-157	MS24586-657	MS24586-1157	MS24586-C157	.500	.037	1.250	10.0	.1402	4.4	.4	2.65	2.85	AP	AS	AP	AS
MS24586-158	MS24586-658	MS24586-1158	MS24586-C158			1.375	13.0				3.20	2.19	AP	AS	AP	AS
MS24586-159	MS24586-659	MS24586-1159	MS24586-C159			1.500	16.5				3.81	1.73	AP	AS	AP	AS
MS24586-160	MS24586-660	MS24586-1160	MS24586-C160			1.625	20.0				4.43	1.43	AR	AS	AR	AS
MS24586-161	MS24586-661	MS24586-1161	MS24586-C161			1.750	23.0				4.98	1.24	AR	AS	AR	AS

MIL-SPEC EXTENSION SPRINGS

**SPECIAL INSTRUCTIONS FOR MS24586 EXTENSION SPRINGS**

**PRICING:** See Inside Back Cover for pricing up to 199 pcs. To price or order up to 1000 pcs., visit leespring.com; 1000+ pcs. contact Lee Spring.  
**CALCULATIONS:** Spring Rate, Maximum Load and Initial Tension are for Music Wire. For Stainless Steel, multiply figures shown by 5/6 (.833)  
**COMPLIANCE:** All Stainless Steel MS24586 parts are DFARS Compliant; CADPlated MS24586 parts are NOT RoHS compliant.

# SPECIALTY STOCK PARTS: MIL-SPEC

LOOPS IN-LINE POSITION • Extension Springs (MS24586)

MUSIC WIRE			STAINLESS STEEL	OD	W	FREE LENGTH	ACTIVE COILS	DEFLECTION PER COIL	MAX LOAD	INIT TENSION	MAX EXT	RATE	PRICE GROUP			
UNPLATED (U)	CAD. PLATE (C)	ZINC PLATE (Z)	PASSIVATED (S)	IN	IN	IN		IN	LB	LB	IN	LB/IN	U	C	Z	S
MS24586-162	MS24586-662		MS24586-C162			1.250	9.0				2.34	4.87	AP	AS		AS
MS24586-163	MS24586-663		MS24586-C163			1.375	12.0				2.83	3.66	AP	AS		AS
MS24586-164	MS24586-664		MS24586-C164			1.500	15.0				3.32	2.92	AP	AS		AS
MS24586-165	MS24586-665		MS24586-C165			1.625	18.0				3.80	2.43	AR	AS		AS
MS24586-166	MS24586-666		MS24586-C166	.500	.041	1.750	21.0	.1210	5.8	.5	4.29	2.09	AR	AS		AS
MS24586-167	MS24586-667		MS24586-C167			1.875	24.5				4.84	1.79	AR	AT		AT
MS24586-168	MS24586-668		MS24586-C168			2.000	27.5				5.33	1.59	AR	AT		AT
MS24586-169	MS24586-669		MS24586-C169			2.125	30.5				5.82	1.44	AS	AT		AT
MS24586-170	MS24586-670		MS24586-C170			2.250	33.5				6.30	1.31	AS	AT		AT
MS24586-171	MS24586-671	MS24586-1171	MS24586-C171			1.375	11.5				2.58	5.66	AP	AS	AP	AS
MS24586-172	MS24586-672	MS24586-1172	MS24586-C172			1.500	14.0				2.94	4.65	AP	AS	AP	AS
MS24586-173	MS24586-673	MS24586-1173	MS24586-C173			1.625	17.0				3.40	3.83	AR	AS	AR	AS
MS24586-174	MS24586-674	MS24586-1174	MS24586-C174	.500	.045	1.750	19.5	.1045	7.5	.7	3.79	3.34	AR	AS	AR	AS
MS24586-175	MS24586-675	MS24586-1175	MS24586-C175			1.875	22.5				4.23	2.89	AR	AT	AR	AT
MS24586-176	MS24586-676	MS24586-1176	MS24586-C176			2.000	25.0				4.61	2.60	AR	AT	AR	AT
MS24586-177	MS24586-677	MS24586-1177	MS24586-C177			2.125	28.0				5.05	2.32	AS	AT	AS	AT
MS24586-178	MS24586-678	MS24586-1178	MS24586-C178			2.250	31.0				5.49	2.10	AS	AT	AS	AT
MS24586-179	MS24586-679		MS24586-C179			1.375	10.0				2.14	15.64	AR	AS		AS
MS24586-180	MS24586-680		MS24586-C180			1.500	12.0				2.41	13.03	AR	AS		AS
MS24586-181	MS24586-681		MS24586-C181			1.625	14.5				2.73	10.79	AR	AS		AS
MS24586-182	MS24586-682		MS24586-C182			1.750	16.5				3.01	9.00	AR	AS		AS
MS24586-183	MS24586-683		MS24586-C183			1.875	19.0				3.32	8.23	AR	AS		AS
MS24586-184	MS24586-684		MS24586-C184			2.000	21.0				3.60	7.45	AR	AS		AS
MS24586-185	MS24586-685		MS24586-C185			2.125	23.5				3.91	6.66	AR	AT		AT
MS24586-186	MS24586-686		MS24586-C186			2.250	25.5				4.29	6.13	AR	AT		AT
MS24586-187	MS24586-687		MS24586-C187	.500	.055	2.375	28.0	.0761	13.1	1.2	4.51	5.58	AR	AT		AT
MS24586-188	MS24586-688		MS24586-C188			2.500	30.5				4.82	5.13	AR	AT		AT
MS24586-189	MS24586-689		MS24586-C189			2.750	35.0				5.41	4.47	AS	AW		AW
MS24586-190	MS24586-690		MS24586-C190			3.000	39.5				6.01	3.96	AT	AW		AW
MS24586-191	MS24586-691		MS24586-C191			3.250	43.0				6.52	3.64	AT	AX		AX
MS24586-192	MS24586-692		MS24586-C192			3.500	48.5				7.19	3.22	AT	AY		AY
MS24586-193	MS24586-693		MS24586-C193			3.750	54.0				7.86	2.90	AU	AY		AY
MS24586-194	MS24586-694		MS24586-C194			4.000	57.5				8.38	2.72	AU	AY		AY
MS24586-195	MS24586-695		MS24586-C195			4.250	62.0				8.97	2.52	AU	AZ		AZ
MS24586-196	MS24586-696		MS24586-C196			4.500	66.5				9.56	2.35	AU	AZ		AZ
MS24586-197	MS24586-697	MS24586-1197	MS24586-C197			1.375	9.0				1.92	31.26	AR	AS	AR	AS
MS24586-198	MS24586-698	MS24586-1198	MS24586-C198			1.500	11.0				2.17	25.56	AR	AS	AR	AS
MS24586-199	MS24586-699	MS24586-1199	MS24586-C199			1.625	13.0				2.42	21.65	AR	AS	AR	AS
MS24586-200	MS24586-700	MS24586-1200	MS24586-C200			1.750	15.0				2.66	18.75	AR	AS	AR	AS
MS24586-201	MS24586-701	MS24586-1201	MS24586-C201			1.875	17.0				2.91	16.54	AR	AS	AR	AS
MS24586-202	MS24586-702	MS24586-1202	MS24586-C202			2.000	19.0				3.16	14.81	AR	AS	AR	AS
MS24586-203	MS24586-703	MS24586-1203	MS24586-C203			2.125	21.0				3.40	13.39	AR	AS	AR	AS
MS24586-204	MS24586-704	MS24586-1204	MS24586-C204			2.250	23.0				3.65	12.23	AR	AU	AR	AU
MS24586-205	MS24586-705	MS24586-1205	MS24586-C205			2.375	25.0				3.90	11.25	AR	AU	AR	AU
MS24586-206	MS24586-706	MS24586-1206	MS24586-C206	.500	.063	2.500	27.0	.0608	18.8	1.7	4.12	10.41	AR	AU	AR	AU
MS24586-207	MS24586-707	MS24586-1207	MS24586-C207			2.750	30.5				4.60	9.22	AS	AW	AS	AW
MS24586-208	MS24586-708	MS24586-1208	MS24586-C208			3.000	34.5				5.10	8.15	AT	AW	AT	AW
MS24586-209	MS24586-709	MS24586-1209	MS24586-C209			3.250	38.5				5.59	7.30	AT	AW	AT	AW
MS24586-210	MS24586-710	MS24586-1210	MS24586-C210			3.500	42.5				6.08	6.62	AT	AW	AT	AW
MS24586-211	MS24586-711	MS24586-1211	MS24586-C211			3.750	46.5				6.58	6.05	AU	AX	AU	AX
MS24586-212	MS24586-712	MS24586-1212	MS24586-C212			4.000	50.5				7.07	5.57	AU	AX	AU	AX
MS24586-213	MS24586-713	MS24586-1213	MS24586-C213			4.250	54.5				7.56	5.16	AU	AZ	AU	AZ
MS24586-214	MS24586-714	MS24586-1214	MS24586-C214			4.500	58.5				8.06	4.81	AU	AZ	AU	AZ
MS24586-215	MS24586-715	MS24586-1215	MS24586-C215			4.750	62.5				8.55	4.50	AW	AZA	AW	AZA
MS24586-216	MS24586-716	MS24586-1216	MS24586-C216			5.000	66.5				9.04	4.23	AW	AZA	AW	AZA

MIL-SPEC EXTENSION SPRINGS

### SPECIAL INSTRUCTIONS FOR MS24586 EXTENSION SPRINGS

**PRICING:** See Inside Back Cover for pricing up to 199 pcs. To price or order up to 1000 pcs., visit [leespring.com](http://leespring.com); 1000+ pcs. contact Lee Spring.  
**CALCULATIONS:** Spring Rate, Maximum Load and Initial Tension are for Music Wire. For Stainless Steel, multiply figures shown by 5/6 (.833)  
**COMPLIANCE:** All Stainless Steel MS24586 parts are DFARS Compliant; CADPlated MS24586 parts are NOT RoHS compliant.

MUSIC WIRE			STAINLESS STEEL	OD	W	FREE LENGTH	ACTIVE COILS	DEFLECTION PER COIL	MAX LOAD	INIT TENSION	MAX EXT	RATE	PRICE GROUP								
UNPLATED (U)	CAD. PLATE (C)	ZINC PLATE (Z)	PASSIVATED (S)	IN	IN	IN		IN	LB	LB	IN	LB/IN	U	C	Z	S					
MS24586-217	MS24586-717		MS24586-C217	.650	.055	2.000	15.5	.1420	10.1	.9	4.20	4.18	AR	AT		AT					
MS24586-218	MS24586-718		MS24586-C218			2.125	18.0				4.68	3.60	AR	AT		AT					
MS24586-219	MS24586-719		MS24586-C219			2.250	20.0				5.13	3.24	AR	AT		AT					
MS24586-220	MS24586-720		MS24586-C220			2.375	22.5				5.57	2.88	AS	AW		AW					
MS24586-221	MS24586-721		MS24586-C221			2.500	24.5				5.98	2.64	AS	AW		AW					
MS24586-222	MS24586-722		MS24586-C222			2.750	29.5				6.94	2.20	AS	AW		AW					
MS24586-223	MS24586-723		MS24586-C223			3.000	34.0				7.83	1.90	AT	AX		AX					
MS24586-224	MS24586-724		MS24586-C224			3.250	38.5				8.72	1.68	AU	AY		AY					
MS24586-225	MS24586-725		MS24586-C225			3.500	43.0				9.61	1.51	AU	AY		AY					
MS24586-226	MS24586-726		MS24586-C226			3.750	47.5				10.50	1.36	AU	AZ		AZ					
MS24586-227	MS24586-727		MS24586-C227			4.000	52.0				11.38	1.25	AU	AZ		AZ					
MS24586-228	MS24586-728	MS24586-1228	MS24586-C228			.650	.063				2.000	14.0	.1150	14.8	1.4	3.61	8.32	AS	AU	AS	AU
MS24586-229	MS24586-729	MS24586-1229	MS24586-C229								2.125	16.0				3.97	7.28	AS	AW	AS	AW
MS24586-230	MS24586-730	MS24586-1230	MS24586-C230								2.250	18.0				4.32	6.47	AS	AW	AS	AW
MS24586-231	MS24586-731	MS24586-1231	MS24586-C231	2.375	20.0			4.68	5.83	AS	AW	AS				AW					
MS24586-232	MS24586-732	MS24586-1232	MS24586-C232	2.500	22.0			5.03	5.30	AS	AW	AS				AW					
MS24586-233	MS24586-733	MS24586-1233	MS24586-C233	2.750	26.0			5.74	4.48	AS	AX	AS				AX					
MS24586-234	MS24586-734	MS24586-1234	MS24586-C234	3.000	30.0			6.45	3.88	AT	AY	AT				AY					
MS24586-235	MS24586-735	MS24586-1235	MS24586-C235	3.250	34.0			7.16	3.43	AU	AZ	AU				AZ					
MS24586-236	MS24586-736	MS24586-1236	MS24586-C236	3.500	38.0			7.87	3.07	AU	AZ	AU				AZ					
MS24586-237	MS24586-737	MS24586-1237	MS24586-C237	3.750	42.0			8.58	2.77	AU	AZA	AU				AZA					
MS24586-238	MS24586-738	MS24586-1238	MS24586-C238	4.000	46.0			9.29	2.53	AU	AZA	AU				AZA					
MS24586-239	MS24586-739	MS24586-1239	MS24586-C239	4.250	50.0			10.00	2.33	AW	AZA	AW				AZA					
MS24586-240	MS24586-740	MS24586-1240	MS24586-C240	4.500	54.0			10.71	2.16	AW	AZA	AW				AZA					
MS24586-241	MS24586-741		MS24586-C241	.750	.055			2.000	12.0	.1970	8.8	.8				4.36	3.38	AS	AW		AS
MS24586-242	MS24586-742		MS24586-C242			2.125	14.5	4.98	2.80				AT	AX		AT					
MS24586-243	MS24586-743		MS24586-C243			2.250	16.5	5.00	2.46				AT	AX		AT					
MS24586-244	MS24586-744		MS24586-C244			2.375	19.0	6.19	2.14				AT	AY		AY					
MS24586-245	MS24586-745		MS24586-C245			2.500	21.0	6.64	1.93				AT	AY		AY					
MS24586-246	MS24586-746		MS24586-C246			2.750	25.5	7.77	1.59				AU	AZ		AZ					
MS24586-247	MS24586-747		MS24586-C247			3.000	30.0	8.91	1.35				AU	AZ		AZ					
MS24586-248	MS24586-748		MS24586-C248			3.250	35.0	10.15	1.16				AW	AZA		AZA					
MS24586-249	MS24586-749		MS24586-C249			3.500	39.5	11.28	1.03				AW	AZA		AZA					
MS24586-250	MS24586-750	MS24586-1250	MS24586-C250			.750	.063	2.000	11.0				.1610	12.8	1.2	3.77	6.55	AS	AW	AS	AW
MS24586-251	MS24586-751	MS24586-1251	MS24586-C251	2.125	13.0			4.22	5.54	AS	AX	AS				AX					
MS24586-252	MS24586-752	MS24586-1252	MS24586-C252	2.250	15.0			4.67	4.80	AS	AX	AS				AX					
MS24586-253	MS24586-753	MS24586-1253	MS24586-C253	2.375	17.0			5.11	4.24	AS	AY	AS				AY					
MS24586-254	MS24586-754	MS24586-1254	MS24586-C254	2.500	19.0			5.56	3.79	AS	AY	AS				AY					
MS24586-255	MS24586-755	MS24586-1255	MS24586-C255	2.750	22.0			6.29	3.27	AT	AY	AT				AY					
MS24586-256	MS24586-756	MS24586-1256	MS24586-C256	3.000	27.0			7.35	2.67	AT	AZ	AT				AZ					
MS24586-257	MS24586-757	MS24586-1257	MS24586-C257	3.250	30.5			8.16	2.36	AU	AZA	AU				AZA					
MS24586-258	MS24586-758	MS24586-1258	MS24586-C258	3.500	34.5			9.05	2.09	AU	AZA	AU				AZA					
MS24586-259	MS24586-759	MS24586-1259	MS24586-C259	3.750	38.5			9.95	1.87	AW	AZA	AW				AZA					
MS24586-260	MS24586-760	MS24586-1260	MS24586-C260	4.000	42.5			10.84	1.70	AW	AZB	AW				AZB					
MS24586-261	MS24586-761	MS24586-1261	MS24586-C261	4.250	46.5			11.74	1.55	AX	AZC	AX				AZC					
MS24586-262	MS24586-762	MS24586-1262	MS24586-C262	4.500	50.5			12.63	1.43	AX	AZD	AX				AZD					
MS24586-263	MS24586-763	MS24586-1263	MS24586-C263	4.750	54.5			13.53	1.32	AY	AZE	AY				AZE					
MS24586-264	MS24586-764	MS24586-1264	MS24586-C264	5.000	58.5			14.42	1.23	AY	AZE	AY				AZE					

MIL-SPEC EXTENSION SPRINGS

**SPECIAL INSTRUCTIONS FOR MS24586 EXTENSION SPRINGS**

**PRICING:** See Inside Back Cover for pricing up to 199 pcs. To price or order up to 1000 pcs., visit leespring.com; 1000+ pcs. contact Lee Spring.  
**CALCULATIONS:** Spring Rate, Maximum Load and Initial Tension are for Music Wire. For Stainless Steel, multiply figures shown by 5/6 (.833)  
**COMPLIANCE:** All Stainless Steel MS24586 parts are DFARS Compliant; CADPlated MS24586 parts are NOT RoHS compliant.

# SPECIALTY STOCK PARTS: MIL-SPEC

LOOPS IN-LINE POSITION • Extension Springs (MS24586)

MUSIC WIRE			STAINLESS STEEL	OD	W	FREE LENGTH	ACTIVE COILS	DEFLECTION PER COIL	MAX LOAD	INIT TENSION	MAX EXT	RATE	PRICE GROUP			
UNPLATED (U)	CAD. PLATE (C)	ZINC PLATE (Z)	PASSIVATED (S)	IN	IN	IN		IN	LB	LB	IN	LB/IN	U	C	Z	S
MS24586-265	MS24586-765	MS24586-1265	MS24586-C265			2.000	9.5				3.16	16.25	AS	AW	AS	AW
MS24586-266	MS24586-766	MS24586-1266	MS24586-C266			2.125	11.5				3.63	13.42	AS	AW	AS	AW
MS24586-267	MS24586-767	MS24586-1267	MS24586-C267			2.250	13.0				3.83	11.88	AS	AY	AS	AY
MS24586-268	MS24586-768	MS24586-1268	MS24586-C268			2.375	14.5				4.14	10.65	AT	AY	AT	AY
MS24586-269	MS24586-769	MS24586-1269	MS24586-C269			2.500	16.5				4.51	9.35	AT	AY	AT	AY
MS24586-270	MS24586-770	MS24586-1270	MS24586-C270			2.750	19.5				5.13	7.92	AT	AZ	AT	AZ
MS24586-271	MS24586-771	MS24586-1271	MS24586-C271	.750	.075	3.000	23.0	.1218	20.7	1.9	5.80	6.71	AT	AZA	AT	AZA
MS24586-272	MS24586-772	MS24586-1272	MS24586-C272			3.250	26.5				6.48	5.82	AT	AZB	AT	AZB
MS24586-273	MS24586-773	MS24586-1273	MS24586-C273			3.500	29.5				7.09	5.23	AW	AZB	AW	AZB
MS24586-274	MS24586-774	MS24586-1274	MS24586-C274			3.750	33.0				7.77	4.68	AW	AZC	AW	AZC
MS24586-275	MS24586-775	MS24586-1275	MS24586-C275			4.000	36.5				8.45	4.23	AX	AZD	AX	AZD
MS24586-276	MS24586-776	MS24586-1276	MS24586-C276			4.250	39.5				9.06	3.91	AX	AZE	AX	AZE
MS24586-277	MS24586-777	MS24586-1277	MS24586-C277			4.500	43.0				9.74	3.59	AX	AZE	AX	AZE
MS24586-278	MS24586-778	MS24586-1278	MS24586-C278			4.750	46.5				10.41	3.32	AY	AZE	AY	AZE
MS24586-279	MS24586-779	MS24586-1279	MS24586-C279			5.000	49.5				11.03	3.12	AY	AZE	AY	AZE
MS24586-280	MS24586-780		MS24586-C280			2.000	8.5				4.22	3.20	AX	AZC		AZC
MS24586-281	MS24586-781		MS24586-C281			2.125	10.5				4.87	2.59	AX	AZC		AZC
MS24586-282	MS24586-782		MS24586-C282	.850	.055	2.250	13.0	.2613	7.8	.7	5.65	2.09	AX	AZC		AZC
MS24586-283	MS24586-783		MS24586-C283			2.375	15.0				6.29	1.81	AX	AZC		AZC
MS24586-284	MS24586-784		MS24586-C284			2.500	17.5				7.07	1.55	AX	AZC		AZC
MS24586-285	MS24586-785		MS24586-C285			2.750	22.0				8.50	1.24	AX	AZC		AZC
MS24586-286	MS24586-786		MS24586-C286			2.125	9.5				4.30	4.74	AX	AZD		AZD
MS24586-287	MS24586-787		MS24586-C287			2.250	11.5				4.88	3.92	AX	AZD		AZD
MS24586-288	MS24586-788		MS24586-C288			2.375	13.5				5.46	3.34	AX	AZD		AZD
MS24586-289	MS24586-789		MS24586-C289	.850	.063	2.500	15.5	.2286	11.3	1.0	6.04	2.91	AX	AZD		AZD
MS24586-290	MS24586-790		MS24586-C290			2.750	19.5				7.21	2.31	AX	AZD		AZD
MS24586-291	MS24586-791		MS24586-C291			3.000	23.5				8.37	1.92	AY	AZE		AZE
MS24586-292	MS24586-792		MS24586-C292			3.250	27.5				9.54	1.64	AY	AZE		AZE
MS24586-293	MS24586-793		MS24586-C293			3.500	31.5				10.70	1.43	AY	AZE		AZE
MS24586-294	MS24586-794		MS24586-C294			2.250	10.5				3.97	9.70	AY	AZE		AZE
MS24586-295	MS24586-795		MS24586-C295			2.375	12.0				5.34	8.49	AY	AZE		AZE
MS24586-296	MS24586-796		MS24586-C296			2.500	13.5				4.71	7.54	AY	AZE		AZE
MS24586-297	MS24586-797		MS24586-C297			2.750	17.0				5.54	5.99	AY	AZE		AZE
MS24586-298	MS24586-798		MS24586-C298			3.000	20.5				6.36	4.97	AY	AZE		AZE
MS24586-299	MS24586-799		MS24586-C299			3.250	23.5				7.10	4.33	AY	AZE		AZE
MS24586-300	MS24586-800		MS24586-C300	.850	.075	3.500	27.0	.1640	18.4	1.7	7.93	3.77	AY	AZE		AZE
MS24586-301	MS24586-801		MS24586-C301			3.750	30.5				8.75	3.34	AY	AZE		AZE
MS24586-302	MS24586-802		MS24586-C302			4.000	33.0				9.49	3.04	AY	AZE		AZE
MS24586-303	MS24586-803		MS24586-C303			4.250	37.0				10.32	2.75	AZ	AZF		AZF
MS24586-304	MS24586-804		MS24586-C304			4.500	40.5				11.14	2.51	AZ	AZF		AZF
MS24586-305	MS24586-805		MS24586-C305			4.750	43.5				11.88	2.34	AZ	AZF		AZF
MS24586-306	MS24586-806		MS24586-C306			5.000	47.0				12.71	2.17	AZ	AZF		AZF
MS24586-307	MS24586-807		MS24586-C307			2.250	9.5				3.52	19.15	AY	AZE		AZE
MS24586-308	MS24586-808		MS24586-C308			2.375	11.0				3.85	15.90	AY	AZE		AZE
MS24586-309	MS24586-809		MS24586-C309			2.500	12.5				4.18	13.99	AY	AZE		AZE
MS24586-310	MS24586-810		MS24586-C310			2.750	15.5				4.83	11.28	AY	AZE		AZE
MS24586-311	MS24586-811		MS24586-C311			3.000	18.5				5.49	9.45	AY	AZE		AZE
MS24586-312	MS24586-812		MS24586-C312			3.250	21.5				6.14	8.13	AZ	AZF		AZF
MS24586-313	MS24586-813		MS24586-C313	.850	.085	3.500	24.0	.1344	25.9	2.4	6.73	7.28	AZ	AZF		AZF
MS24586-314	MS24586-814		MS24586-C314			3.750	27.0				7.38	6.48	AZ	AZF		AZF
MS24586-315	MS24586-815		MS24586-C315			4.000	30.0				8.03	5.83	AZ	AZF		AZF
MS24586-316	MS24586-816		MS24586-C316			4.250	33.0				8.68	5.30	AZ	AZF		AZF
MS24586-317	MS24586-817		MS24586-C317			4.500	36.0				9.34	4.86	AZ	AZF		AZF
MS24586-318	MS24586-818		MS24586-C318			4.750	39.0				9.99	4.48	AZ	AZF		AZF
MS24586-319	MS24586-819		MS24586-C319			5.000	42.0				10.64	4.16	AZ	AZF		AZF
MS24586-320	MS24586-820	MS24586-1320	MS24586-C320			2.500	11.0				5.91	2.58	AY	AZE	AY	AZE
MS24586-321	MS24586-821	MS24586-1321	MS24586-C321	1.000	.063	2.750	15.0	.3100	9.7	.9	7.40	1.89	AY	AZE	AY	AZE
MS24586-322	MS24586-822	MS24586-1322	MS24586-C322			3.000	19.0				8.89	1.49	AY	AZE	AY	AZE
MS24586-323	MS24586-823	MS24586-1323	MS24586-C323			3.250	23.0				10.38	1.23	AY	AZE	AY	AZE

MIL-SPEC EXTENSION SPRINGS

### SPECIAL INSTRUCTIONS FOR MS24586 EXTENSION SPRINGS

**PRICING:** See Inside Back Cover for pricing up to 199 pcs. To price or order up to 1000 pcs., visit [leespring.com](http://leespring.com); 1000+ pcs. contact Lee Spring.  
**CALCULATIONS:** Spring Rate, Maximum Load and Initial Tension are for Music Wire. For Stainless Steel, multiply figures shown by 5/6 (.833)  
**COMPLIANCE:** All Stainless Steel MS24586 parts are DFARS Compliant; CADPlated MS24586 parts are NOT RoHS compliant.

MUSIC WIRE			STAINLESS STEEL	OD	W	FREE LENGTH	ACTIVE COILS	DEFLECTION PER COIL	MAX LOAD	INIT TENSION	MAX EXT	RATE	PRICE GROUP								
UNPLATED (U)	CAD. PLATE (C)	ZINC PLATE (Z)	PASSIVATED (S)	IN	IN	IN		IN	LB	LB	IN	LB/IN	U	C	Z	S					
MS24586-324	MS24586-824	MS24586-1324	MS24586-C324	1.000	.075	2.500	9.5	.2387	15.7	1.4	4.77	6.31	AZ	AZE	AZ	AZE					
MS24586-325	MS24586-825	MS24586-1325	MS24586-C325			2.750	13.0				5.85	4.61	AZ	AZE	AZ	AZE					
MS24586-326	MS24586-826	MS24586-1326	MS24586-C326			3.000	16.5				6.94	3.63	AZ	AZE	AZ	AZE					
MS24586-327	MS24586-827	MS24586-1327	MS24586-C327			3.250	19.5				7.91	3.07	AZ	AZF	AZ	AZF					
MS24586-328	MS24586-828	MS24586-1328	MS24586-C328			3.500	23.0				8.99	2.60	AZ	AZF	AZ	AZF					
MS24586-329	MS24586-829	MS24586-1329	MS24586-C329			3.750	26.5				10.07	2.26	AZ	AZF	AZ	AZF					
MS24586-330	MS24586-830	MS24586-1330	MS24586-C330			4.000	29.5				11.04	2.03	AZ	AZF	AZ	AZF					
MS24586-331	MS24586-831	MS24586-1331	MS24586-C331			4.250	33.0				12.13	1.82	AZ	AZG	AZ	AZG					
MS24586-332	MS24586-832	MS24586-1332	MS24586-C332			4.500	36.5				13.21	1.64	AZ	AZG	AZ	AZG					
MS24586-333	MS24586-833	MS24586-1333	MS24586-C333			4.750	39.5				14.18	1.52	AZ	AZG	AZ	AZG					
MS24586-334	MS24586-834	MS24586-1334	MS24586-C334			5.000	43.0				15.26	1.39	AZ	AZG	AZ	AZG					
MS24586-335	MS24586-835		MS24586-C335			1.000	.085				2.750	12.0	.1974	22.2	2.0	5.12	8.53	AZ	AZF		AZF
MS24586-336	MS24586-836		MS24586-C336								3.000	15.0				5.96	6.82	AZ	AZF		AZF
MS24586-337	MS24586-837		MS24586-C337								3.250	18.0				6.80	5.69	AZ	AZF		AZF
MS24586-338	MS24586-838		MS24586-C338	3.500	20.5			7.55	4.99	AZ	AZF					AZF					
MS24586-339	MS24586-839		MS24586-C339	3.750	23.5			8.39	4.35	AZ	AZF					AZF					
MS24586-340	MS24586-840		MS24586-C340	4.000	26.5			9.23	3.86	AZ	AZF					AZF					
MS24586-341	MS24586-841		MS24586-C341	4.250	29.5			10.07	3.47	AZA	AZG					AZG					
MS24586-342	MS24586-842		MS24586-C342	4.500	32.5			10.92	3.15	AZA	AZG					AZG					
MS24586-343	MS24586-843		MS24586-C343	4.750	35.5			11.76	2.88	AZA	AZG					AZG					
MS24586-344	MS24586-844		MS24586-C344	5.000	38.5			12.60	2.66	AZA	AZG					AZG					
MS24586-345	MS24586-845	MS24586-1345	MS24586-C345	1.000	.095	2.750	11.0	.1657	30.0	2.7	4.57	14.98	AZ	AZF	AZ	AZF					
MS24586-346	MS24586-846	MS24586-1346	MS24586-C346			3.000	13.5				5.24	12.20	AZ	AZF	AZ	AZF					
MS24586-347	MS24586-847	MS24586-1347	MS24586-C347			3.250	16.0				5.90	10.30	AZ	AZF	AZ	AZF					
MS24586-348	MS24586-848	MS24586-1348	MS24586-C348			3.500	19.0				6.65	8.67	AZ	AZF	AZ	AZF					
MS24586-349	MS24586-849	MS24586-1349	MS24586-C349			3.750	21.5				7.31	7.66	AZ	AZF	AZ	AZF					
MS24586-350	MS24586-850	MS24586-1350	MS24586-C350			4.000	24.0				7.98	6.86	AZA	AZG	AZA	AZG					
MS24586-351	MS24586-851	MS24586-1351	MS24586-C351			4.250	26.5				8.64	6.22	AZA	AZG	AZA	AZG					
MS24586-352	MS24586-852	MS24586-1352	MS24586-C352			4.500	29.5				9.39	5.59	AZA	AZG	AZA	AZG					
MS24586-353	MS24586-853	MS24586-1353	MS24586-C353			4.750	32.0				10.05	5.15	AZA	AZG	AZA	AZG					
MS24586-354	MS24586-854	MS24586-1354	MS24586-C354			5.000	34.5				10.72	4.78	AZA	AZH	AZA	AZH					

MIL-SPEC EXTENSION SPRINGS

**SPECIAL INSTRUCTIONS FOR MS24586 EXTENSION SPRINGS**

**PRICING:** See Inside Back Cover for pricing up to 199 pcs. To price or order up to 1000 pcs., visit leespring.com; 1000+ pcs. contact Lee Spring.  
**CALCULATIONS:** Spring Rate, Maximum Load and Initial Tension are for Music Wire. For Stainless Steel, multiply figures shown by 5/6 (.833)  
**COMPLIANCE:** All Stainless Steel MS24586 parts are DFARS Compliant; CADPlated MS24586 parts are NOT RoHS compliant.



# Experience



© MEP/DILL

## Lee Spring Engineering

Since 1918, Lee Spring has been manufacturing, engineering, and designing springs, formed metal parts and related products for a wide variety of industries.

Lee Spring Engineers can offer assistance from design conception through production. Lee Spring's extensive expertise in spring design and mechanical engineering will complement your design team.

### Lee Spring Offers...

- Extensive Custom Spring Capabilities
- Expert Engineering Assistance Available
- Engineering Support from Design through Production
- Extensive Material and Finish Options
- Global Manufacturing and Distribution
- CAD Assisted Production Design
- Manufacturing Prototypes through Large Production Runs



 **Lee Spring**<sup>®</sup>  
leespring.com



## Drawbar Springs

**Made in the USA, Excellent Corrosion Resistance and a Bright Finish**



Lee Spring offers a series of four stock Drawbar Springs: (2) medium load type and (2) high load type to match with your specific application, plus options for custom Drawbar Springs.

**Lee Spring Drawbar Series includes:**

- Tumbled bright and smooth finish.
- Stainless steel material for excellent corrosion resistance.
- Round end on one side and strap end on the other.

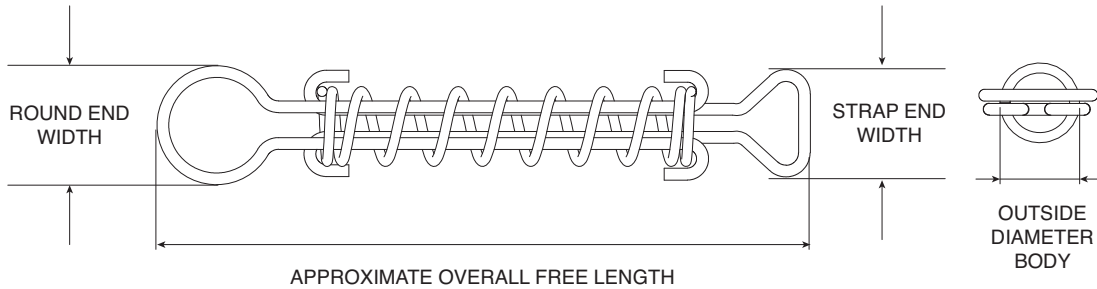
Drawbar Springs are assemblies in which the main spring will compress as the drawbars extend under an applied load. They are often capable of withstanding loads far in excess of the compression springs closing force and should be considered in applications where a positive stop of overload protection is required. Because of the Drawbar Spring's unique characteristic as an extension spring with a fixed stop, potential overstretching is eliminated.



*Lee Spring can manufacture custom drawbar springs to your specifications. Contact us today!*

# SPECIALTY STOCK PARTS: DRAWBAR SPRING SERIES

LEE SPRING STOCK NUMBER	DRAWBAR LOAD SERIES	OUTSIDE DIAMETER BODY		SPRING RATE		APPROX. LOAD AT SOLID HGT.		ROUND END WIDTH		STRAP END WIDTH		DRAWBAR WIRE SIZE		APPROXIMATE OVERALL FREE LENGTH		MATERIAL	FINISH
		IN	MM	LB/IN.	N/MM	LB	N	IN.	MM	IN.	MM	IN.	MM	IN.	MM		
LD M06 A0A 8	Medium	1.56	40.0	60	10.5	200	890	1.50	38.1	1.345	34.2	0.148	3.76	8.30	211.0	Stainless Steel	Tumble Bright
LD M08 A0A 8	Medium			80	14.0	260	1150	1.50	38.1	1.345	34.2	0.148	3.76				
LD H10 A0A 8	High	1.56	40.0	100	17.5	310	1370	1.52	38.6	1.345	34.2	0.156	3.96	8.30	211.0		
LD H12 A0A 8	High			120	21.0	370	1640	1.52	38.6	1.345	34.2	0.156	3.96				



## HOW TO DETERMINE LEE SPRING DRAWBAR PRICING:

1. Select the spring you want by LEE STOCK NUMBER.
2. Refer to the PRICE TABLE for quantities up to 199 pieces of an item.
3. Prices are subject to change without notice.
4. **FREE GROUND SHIPPING AVAILABLE ON ORDERS OF \$40 OR MORE IN THE CONTINENTAL UNITED STATES.**

Stock Parts orders with a parts value below \$40.00 with delivery within the Continental United States will be charged freight, plus a \$20.00 handling charge. Stock Parts orders with delivery outside the Continental United States with a parts value more than \$40.00 will pay freight only and no handling charge.

Lee Stock Number	1 - 19	20 - 49	50 - 99	100 - 199
LD M06 A0A 8	13.27	10.20	9.69	9.13
LD M08 A0A 8	13.92	10.72	10.18	9.57
LD H10 A0A 8	17.45	13.42	12.75	12.00
LD H12 A0A 8	18.32	14.10	13.89	12.59

**FREE SHIPPING**  
on orders of  
**\$40**  
or more

### SPECIAL INSTRUCTIONS FOR DRAWBAR SPRINGS

**PRICING:** For pricing above 199 pieces, contact Lee Spring.  
**CUSTOM DESIGNS:** Custom Drawbar Springs are available on request; see Custom Springs Section for Drawbar Springs specification form.

# CUSTOM SPRINGS TO YOUR SPECIFICATIONS

- **Engineering Support From Design Through Production**
- **Extensive Material and Finish Options**
- **Global Manufacturing and Distribution**
- **CAD Assisted Product Design**
- **Governmental & Industrial Regulatory Expertise**
- **Prototypes Through Large Production Runs**



Lee Spring offers design and manufacturing of custom springs to meet your detailed specifications or physical requirements. Work with a Lee Spring Engineer to help resolve design issues, selection of materials and finishes and ensuring the spring design is optimized for your application.

From prototypes through large scale production runs, Lee Spring provides the engineering and manufacturing support you deserve.



# In Stock



## Ready to Ship

### Lee Spring's Stock Springs also Include...

**FREE Standard Ground Shipping** in the Continental United States

**FREE Plating** on all Standard Music Wire Stock Springs

**FREE Grinding** on all Standard Stock Compression Springs

**FREE Passivation** on 302, 316, & 17-7 Stainless Steel Stock Springs

**FREE CAD Downloads** at [leespring.com](http://leespring.com)







# We turn ideas into reality.



## Custom springs and wire forms made to your specifications.

You know what you want. Now how do you make it happen? That's where we come in. Since 1918, Lee Spring has been manufacturing custom springs and wire forms for just about any application you can think of. If needed, our experienced engineers will work closely with you from inception to completion so there is nothing left to chance. The result? A world-class custom product you can count on each and every time.

- Custom Springs Made to Any Specifications
- Complete Engineering Support Available
- Formed Wire Parts, Stampings and Fourslide Parts
- Over 100 Years of Spring Engineering Experience
- Over 25,000 Spring Designs in Stock

For your next spring project, give us a call at 1-888-777-4647, prompt 3 for Engineering. With your ingenuity and our experience, the possibilities are endless.

 ROHS  
COMPLIANT



 **Lee Spring**<sup>®</sup>

leespring.com



# Custom Springs, Wire Forms, Stampings and Fourslide Parts

## Lee Spring Offers Support for Every Stage of Custom Design, Manufacturing And Distribution

- Applications/concurrent engineering staff
- Regulatory expertise including RoHS, REACH and DFARS
- Proof of concept methodologies
- CAD assisted product design, drawing and modeling
- In-house prototype production services for rapid turnaround
- Global supply chain network for both production and distribution
- Blanket agreement and consignment inventory management capabilities
- Short and long production run capabilities
- In-house tooling production including EDM
- Proprietary integrated quality control system
- Extensive experience working with Aerospace/Military specifications (AS9100), automotive specifications (TS16949) and FDA Trial Support (21 CFR Part 820)
- ISO 9001:2015 registered quality management system



## From Start to Finish, Lee Spring has the Custom Capabilities You Need!

Spring Types and Dimensions		
<b>Compressed Springs</b>	Outside Diameter: 0.010" - 5.75"/0.25 mm - 146.1 mm	Wire Diameter: 0.002" - 0.625"/0.05 mm - 15.88 mm
<b>Extension Springs</b>	Outside Diameter: 0.010" - 5.75"/0.25 mm - 146.1 mm	Wire Diameter: 0.002" - 0.625"/0.05 mm - 15.88 mm
<b>Torsion Springs</b>	Outside Diameter: 0.010" - 5.75"/0.25 mm - 146.1 mm	Wire Diameter: 0.002" - 0.625"/0.05 mm - 15.88 mm
<b>Wave Springs</b>	Outside Diameter: 0.210" - 5.000"/5.33 mm - 127.0 mm	Inside Diameter: 0.150" - 4.54"/3.81 mm - 115.32 mm
<b>Constant Force</b>	Min. Outside Diameter: 0.340"/8.636 mm Min. Length: 11.80"/299.72 mm	Inside Diameter: 0.280" - 1.97"/7.11 mm - 50.04 mm
<b>Wire Forms</b>	Wire Diameters: 0.010" - 0.24"/0.25 mm - 6 mm	Maximum Finished Length: 60"/1524 mm
<b>Stampings</b>	Strip Width: up to 3" /76.20 mm	Strip Thickness: 0.005 to 0.062"/0.13 mm - 1.57 mm
<b>Fourslide Parts</b>	Strip Width: 0.010" - 0.500"/0.25 mm - 12.70 mm Strip Thickness: 0.003" - 0.125"/0.08 mm - 3.18 mm	Wire Diameter: 0.005" - 0.187"/0.13 mm - 4.75 mm

Distinct production capabilities including: Plastic Compression, Drawbar, Cone, Double Torsion, Specialty Extension and more.

### Materials

- Beryllium Copper
- Brass
- Carbon Steel, Hard Drawn
- Carbon Steel, Oil Tempered
- Chrome Silicon, Oil Tempered
- Chrome Vanadium, Oil Tempered
- Elgiloy®\*
- Hastelloy®\*\*
- Inconel®§
- Monel®§
- Music Wire
- Phosphor Bronze
- Plastic Composites
- Stainless Steel, 300 Series
- Stainless Steel, 17-7

Inquire regarding additional materials.

\* Elgiloy is a trademark of Elgiloy Ltd. Partnership

\*\*Hastelloy is a registered trademark of Haynes International Inc.

§ Inconel and Monel are registered trademarks of Special Metals Corporation

### Secondary Operations, Finishing and Services

- Assembly
- Color Coding
- Electropolishing
- Grinding
- Heat Treating
- Looping
- Passivation
- Powder Coating
- Shot Peening
- Spring Setting
- Plating: Nickel, Zinc, Cadmium
- Special Finishes: (e.g., Black Oxide)



Compression springs are open-coil helical springs wound or constructed to oppose compression along the axis of wind. Helical Compression Springs are the most common spring configuration. Generally, they are either placed over a rod or fitted inside a hole. When you put a load on a compression spring, making it shorter, it pushes back against the load and tries to get back to its original length. Compression springs offer resistance to linear compressing forces (push), and are in fact one of the most efficient energy storage devices.

Compression springs can be supplied with ground ends for improved squareness and reduced solid heights.

### Comprehensive Capabilities

#### Configurations:

- Cylindrical • Conical • Barrel • Hourglass
- Closed Ends • Open Ends • Reduced Ends
- Ground Ends • Unground Ends
- Constant Pitch • Variable Pitch

#### Secondaries:

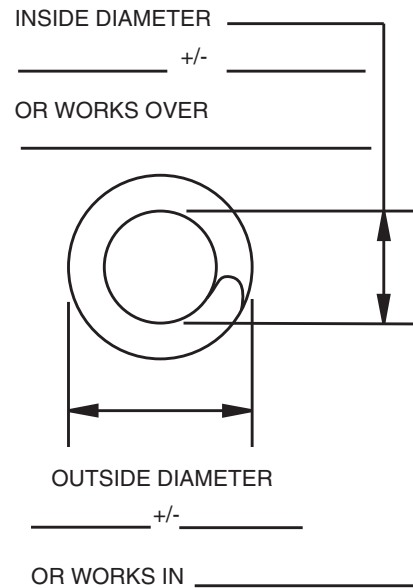
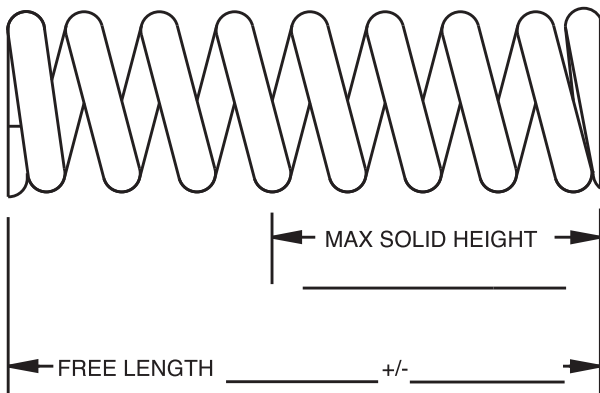
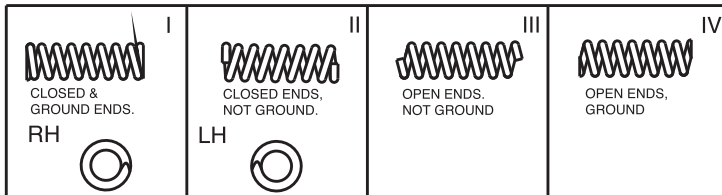
- Stress Relieve • Heat Treating • Passivation
- Shot Peening • Plating • Painting
- Powder Coating • Grinding

#### Wire sizes from .002" through .625"

#### Materials:

- Carbon Steels • Alloy Steels
- Stainless Steel 17-7, 302, 304 and 316
- Phosphor Bronze
- Hastelloy • Inconel 600, 718 and x750
- Beryllium Copper • Elgiloy<sup>†</sup>

<sup>†</sup> Elgiloy is a trademark of Elgiloy Ltd. Partnership.



INDICATE UNITS OF MEASURE (IN. & LB.), (MM & KG)

1. MATERIAL \_\_\_\_\_
2. WIRE DIAMETER \_\_\_\_\_
3. DIRECTION OF WIND      OPT      LH      RH
4. STYLE OF END            I          II          III      IV
5. SQUARENESS \_\_\_\_\_
6. RATE \_\_\_\_\_ +/- \_\_\_\_\_ BETWEEN \_\_\_\_\_ & \_\_\_\_\_
7. LOAD 1      \_\_\_\_\_ +/- \_\_\_\_\_ @ \_\_\_\_\_
8. LOAD 2      \_\_\_\_\_ +/- \_\_\_\_\_ @ \_\_\_\_\_
9. NUMBER OF ACTIVE COILS \_\_\_\_\_
10. TOTAL NUMBER OF COILS \_\_\_\_\_
11. FINISH \_\_\_\_\_
12. FREQUENCY OF COMPRESSION  
       \_\_\_\_\_ CYCLES/SEC. AND WORKING RANGE  
       \_\_\_\_\_ IN. TO \_\_\_\_\_ IN. OF LENGTH
13. OPERATING TEMP. \_\_\_\_\_ °F
14. OTHER: \_\_\_\_\_  
       \_\_\_\_\_

COMPANY: \_\_\_\_\_

ADDRESS: \_\_\_\_\_  
 \_\_\_\_\_

CITY: \_\_\_\_\_

STATE: \_\_\_\_\_ ZIP: \_\_\_\_\_

CONTACT: \_\_\_\_\_

PHONE: \_\_\_\_\_

FAX: \_\_\_\_\_

EMAIL: \_\_\_\_\_

QUANTITIES TO BE QUOTED: \_\_\_\_\_

END USE OR APPLICATION: \_\_\_\_\_  
 \_\_\_\_\_  
 \_\_\_\_\_



Coned compression springs are often specified when the large end is meant to work in a hole and the small end is meant to work over a rod. They offer the advantage of a reduced solid height compared to straight compression springs particularly when designed to telescope.

Coned compression springs can be supplied with ground ends for improved squareness to further reduce solid heights.

### Comprehensive Capabilities

#### Configurations:

- Closed Ends • Open Ends • Reduced Ends • Ground Ends
- Unground Ends • Eyelet • Double Spring
- Constant Pitch • Variable Pitch

#### Secondaries:

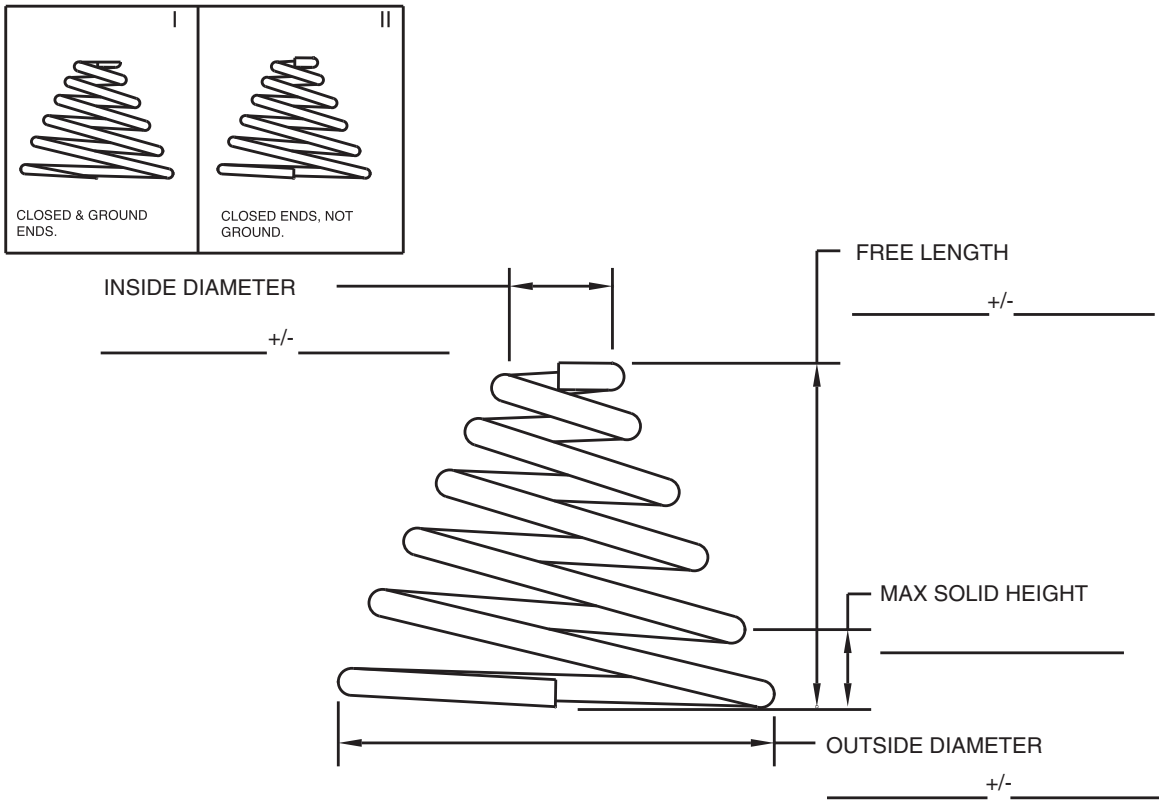
- Stress Relieve • Heat Treating • Passivation • Shot Peening
- Plating • Painting • Powder Coating • Grinding

#### Wire sizes from .002" through .625"

#### Materials:

- Carbon Steels • Alloy Steels
- Stainless Steel 17-7, 302, 304 and 316
- Phosphor Bronze
- Hastelloy • Inconel 600, 718 and x750
- Beryllium Copper • Elgiloy<sup>®†</sup>

<sup>†</sup> Elgiloy is a trademark of Elgiloy Ltd. Partnership.



INDICATE UNITS OF MEASURE (IN. & LB.), (MM & KG)

1. MATERIAL \_\_\_\_\_
2. WIRE DIAMETER \_\_\_\_\_
3. DIRECTION OF WIND      OPT      LH      RH
4. STYLE OF END          I          II
5. SQUARENESS \_\_\_\_\_
6. RATE \_\_\_\_\_ +/- \_\_\_\_\_ BETWEEN \_\_\_\_\_ & \_\_\_\_\_
7. LOAD 1 \_\_\_\_\_ +/- \_\_\_\_\_ @ \_\_\_\_\_
8. LOAD 2 \_\_\_\_\_ +/- \_\_\_\_\_ @ \_\_\_\_\_
9. NUMBER OF ACTIVE COILS \_\_\_\_\_
10. TOTAL NUMBER OF COILS \_\_\_\_\_
11. FINISH \_\_\_\_\_
12. FREQUENCY OF COMPRESSION  
       \_\_\_\_\_ CYCLES/SEC. AND WORKING RANGE  
       \_\_\_\_\_ IN. TO \_\_\_\_\_ IN. OF LENGTH
13. OPERATING TEMP. \_\_\_\_\_ °F
14. OTHER: \_\_\_\_\_  
       \_\_\_\_\_

COMPANY: \_\_\_\_\_

ADDRESS: \_\_\_\_\_  
 \_\_\_\_\_

CITY: \_\_\_\_\_

STATE: \_\_\_\_\_ ZIP: \_\_\_\_\_

CONTACT: \_\_\_\_\_

PHONE: \_\_\_\_\_

FAX: \_\_\_\_\_

EMAIL: \_\_\_\_\_

QUANTITIES TO BE QUOTED: \_\_\_\_\_

END USE OR APPLICATION: \_\_\_\_\_  
 \_\_\_\_\_  
 \_\_\_\_\_  
 \_\_\_\_\_

CUSTOM SPRINGS





Wave Springs can be used in place of conventional round wire springs in space critical environments. Generally, they occupy thirty to fifty percent of the compressed height space of comparable round wire springs, offering equal deflections and load specifications.

### Comprehensive Capabilities

#### Dimensions:

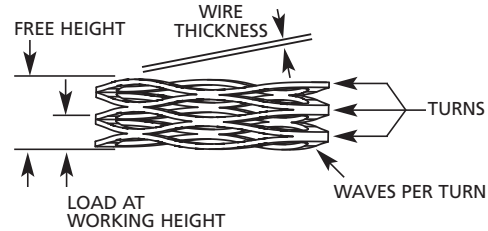
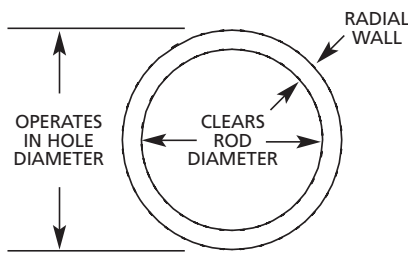
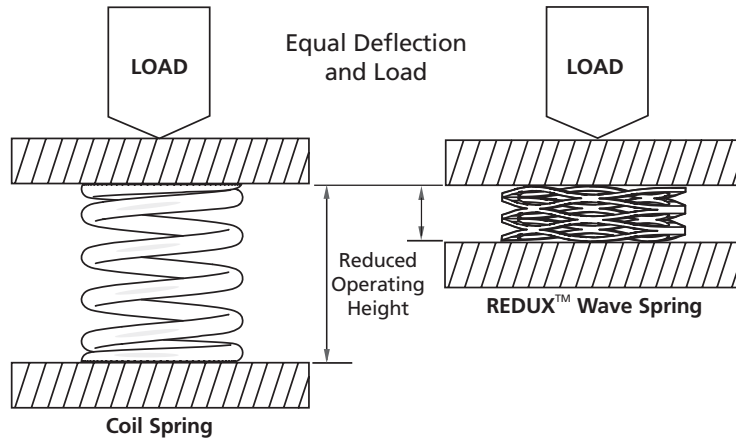
- Thickness Range 0.005" - 0.039"
- Radial Wall 0.020" - 0.230"
- Outside Diameter Range: 0.210" - 5.000"

#### Configurations:

- Regular (Wavy) • Flat (Shim) Ends

#### Materials:

- 17-7 Stainless Steel • Type 302 Stainless Steel • Carbon Steel



INDICATE UNITS OF MEASURE (IN. & LB.), (MM & KG)

1. MATERIAL \_\_\_\_\_
2. WIRE THICKNESS \_\_\_\_\_
3. RADIAL WALL \_\_\_\_\_
4. DIRECTION OF WIND      OPT      LH      RH
5. OUTSIDE DIAMETER \_\_\_\_\_
6. INSIDE DIAMETER \_\_\_\_\_
7. FREE HEIGHT \_\_\_\_\_
8. RATE \_\_\_\_\_ +/- \_\_\_\_\_ BETWEEN \_\_\_\_\_ & \_\_\_\_\_
9. LOAD 1 \_\_\_\_\_ +/- \_\_\_\_\_ @ \_\_\_\_\_
10. LOAD 2 \_\_\_\_\_ +/- \_\_\_\_\_ @ \_\_\_\_\_
11. HOLE DIAMETER \_\_\_\_\_
12. ROD DIAMETER \_\_\_\_\_
13. NUMBER OF TURNS \_\_\_\_\_
14. WAVES PER TURN \_\_\_\_\_
15. SQUARENESS \_\_\_\_\_
16. FINISH \_\_\_\_\_
17. FREQUENCY OF COMPRESSION  
       \_\_\_\_\_ CYCLES/SEC. AND WORKING RANGE  
       \_\_\_\_\_ IN. TO \_\_\_\_\_ IN. OF LENGTH
18. OPERATING TEMP. \_\_\_\_\_ °F
19. OTHER: \_\_\_\_\_  
       \_\_\_\_\_

COMPANY: \_\_\_\_\_

ADDRESS: \_\_\_\_\_  
 \_\_\_\_\_

CITY: \_\_\_\_\_

STATE: \_\_\_\_\_ ZIP: \_\_\_\_\_

CONTACT: \_\_\_\_\_

PHONE: \_\_\_\_\_

FAX: \_\_\_\_\_

EMAIL: \_\_\_\_\_

QUANTITIES TO BE QUOTED: \_\_\_\_\_

END USE OR APPLICATION: \_\_\_\_\_  
 \_\_\_\_\_  
 \_\_\_\_\_

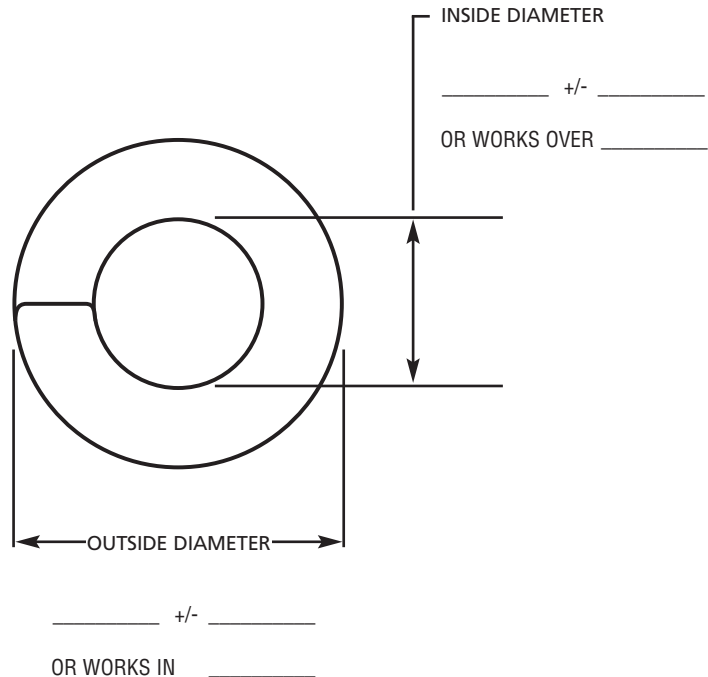
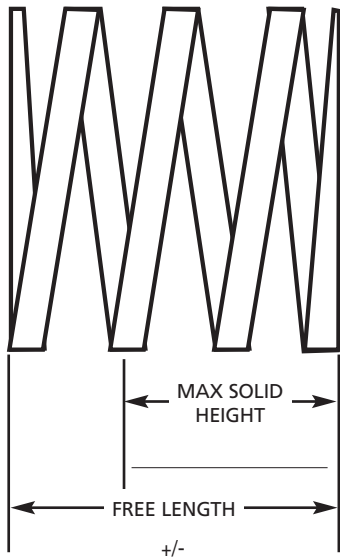


LeeP™ Plastic Composite Springs can be molded to exact customer specifications, with resulting tolerances exceeding those generally found in metal springs. Custom colors may be specified using the Pantone Matching System® (PMS) or other color systems. Although Lee Spring recommends Ultem\* resins, we can produce Custom LeeP Springs in other plastic resins to meet application requirements.

### Potential Applications

- Medical Products and Processing Equipment
- Pharmaceutical Delivery Devices
- Imaging and X-Ray Equipment
- Food Processing and Packaging Equipment
- Aerospace or Marine Products
- Electronics and Electrical Equipment
- Water Purification and Pollution Control Systems
- Chemical Environments
- Semi-conductors
- Instrumentation
- Communication Devices
- Cosmetics Packaging Equipment

\*Trademark of SABIC Innovative Plastics IP BV.



INDICATE UNITS OF MEASURE (IN. & LB.), (MM & KG)

1. MATERIAL \_\_\_\_\_
2. MATERIAL THICKNESS \_\_\_\_\_
3. RADIAL WALL \_\_\_\_\_
4. DIRECTION OF WIND      OPT      LH      RH
5. RATE \_\_\_\_\_ +/- \_\_\_\_\_ BETWEEN \_\_\_\_\_ & \_\_\_\_\_
6. LOAD 1 \_\_\_\_\_ +/- \_\_\_\_\_ @ \_\_\_\_\_
7. LOAD 2 \_\_\_\_\_ +/- \_\_\_\_\_ @ \_\_\_\_\_
8. HOLE DIAMETER \_\_\_\_\_
9. ROD DIAMETER \_\_\_\_\_
10. SQUARENESS \_\_\_\_\_
11. COLOR \_\_\_\_\_
12. FREQUENCY OF COMPRESSION  
 \_\_\_\_\_ CYCLES/SEC. AND WORKING RANGE  
 \_\_\_\_\_ IN. TO \_\_\_\_\_ IN. OF LENGTH
13. OPERATING TEMP. \_\_\_\_\_ °F
14. OTHER: \_\_\_\_\_  
 \_\_\_\_\_

COMPANY: \_\_\_\_\_

ADDRESS: \_\_\_\_\_

\_\_\_\_\_

CITY: \_\_\_\_\_

STATE: \_\_\_\_\_ ZIP: \_\_\_\_\_

CONTACT: \_\_\_\_\_

PHONE: \_\_\_\_\_

FAX: \_\_\_\_\_

EMAIL: \_\_\_\_\_

QUANTITIES TO BE QUOTED: \_\_\_\_\_

END USE OR APPLICATION: \_\_\_\_\_

\_\_\_\_\_

\_\_\_\_\_

\_\_\_\_\_



Extension springs absorb and store energy as well as create a resistance to a pulling force. It is initial tension that determines how tightly together an extension spring is coiled. This initial tension can be manipulated to achieve the load requirements of a particular application.

Extension springs are often tightly wound in the free (no-load) position and have loops, hooks, eyes, or other interface geometry at the ends to attach to the components they connect. They are frequently used to provide return force to components that extend in the actuated position.

### Comprehensive Capabilities

#### End Configurations:

- Machine (Twist) Loops • Crossover Center Loops
- Side Loops • Extended Hooks • Crossover Center Hooks
- Rectangular Ends • Teardrop Ends • Threaded Inserts

#### Secondaries:

- Stress Relieve • Heat Treating • Passivation
- Painting • Plating

#### Wire sizes from .002" through .625"

#### Materials:

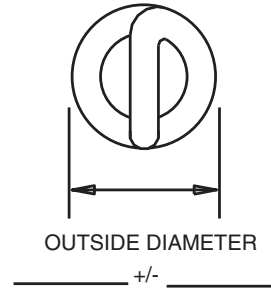
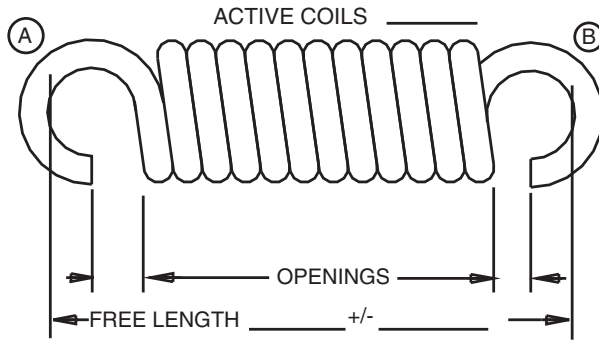
- Carbon Steels • Alloy Steels
- Stainless Steel 17-7, 302, 304 and 316
- Phosphor Bronze
- Hastelloy • Inconel 600, 718 and x750
- Beryllium Copper • Elgiloy®†

† Elgiloy is a trademark of Elgiloy Ltd. Partnership.



END STYLE	I MACHINE LOOPS	II CROSSOVER	III SIDE LOOPS	IV EXTENDED HOOKS
LOOP TYPE				
RECOMMENDED LOOP LENGTH:				
MIN	1/2 I.D.	I.D.	I.D.	1.1 x I.D.
MAX	1.1 x I.D.	I.D.	I.D.	AS REQUIRED

LOOP/HOOK (A) LENGTH \_\_\_\_\_ +/- \_\_\_\_\_ OPENING: \_\_\_\_\_ +/- \_\_\_\_\_  
 LOOP/HOOK (B) LENGTH \_\_\_\_\_ +/- \_\_\_\_\_ OPENING: \_\_\_\_\_ +/- \_\_\_\_\_



INDICATE UNITS OF MEASURE (IN. & LB.), (MM & KG)

- MATERIAL \_\_\_\_\_
- WIRE DIAMETER \_\_\_\_\_
- DIRECTION OF WIND      OPT      LH      RH
- STYLE OF END      (A)    I      II      III    IV  
 (See Above)      (B)    I      II      III    IV
- IT \_\_\_\_\_
- RATE \_\_\_\_\_ +/- \_\_\_\_\_ BETWEEN \_\_\_\_\_ & \_\_\_\_\_
- LOAD 1 \_\_\_\_\_ +/- \_\_\_\_\_ @ \_\_\_\_\_
- LOAD 2 \_\_\_\_\_ +/- \_\_\_\_\_ @ \_\_\_\_\_
- MAXIMUM EXTENDED LENGTH (INSIDE ENDS) WITHOUT SET \_\_\_\_\_
- RELATIVE LOOP POSITION:  
 \_\_\_\_\_ RANDOM OR \_\_\_\_\_  
 ALIGNED AT \_\_\_\_\_ DEGREES +/- \_\_\_\_\_ DEGREES
- FINISH \_\_\_\_\_
- FREQUENCY OF EXTENSION  
 \_\_\_\_\_ CYCLES/SEC. AND WORKING RANGE  
 \_\_\_\_\_ IN. TO \_\_\_\_\_ IN. OF LENGTH
- OPERATING TEMP. \_\_\_\_\_ °F
- OTHER: \_\_\_\_\_  
 \_\_\_\_\_

COMPANY: \_\_\_\_\_  
 ADDRESS: \_\_\_\_\_  
 \_\_\_\_\_  
 CITY: \_\_\_\_\_  
 STATE: \_\_\_\_\_ ZIP: \_\_\_\_\_  
 CONTACT: \_\_\_\_\_  
 PHONE: \_\_\_\_\_  
 FAX: \_\_\_\_\_  
 EMAIL: \_\_\_\_\_  
 QUANTITIES TO BE QUOTED: \_\_\_\_\_  
 END USE OR APPLICATION: \_\_\_\_\_  
 \_\_\_\_\_  
 \_\_\_\_\_



Coned Extension Springs or Conical End Reduced Extension Springs are made by coiling two or three or even four coils of the spring body gradually smaller in diameter.

As with straight-bodied extension springs, a wide variety of ends are available for Coned Extension Springs including machine (twist) loops, crossover center loops, side loops, threaded inserts, swivel hooks, and extended hooks. The most common configurations can be made in conjunction with the manufacture of the conical extension springs bodies.

Coned Extension Springs are best suited for heavy duty or high cycle applications. The hooks can be designed for extended life, as compared to standard extension springs of similar dimensions. Swivel hook configurations can be particularly advantageous in that the ends are free to rotate to assure alignment and reduce hook stress.

### Comprehensive Capabilities

#### End Configurations:

- Machine (Twist) Loops • Crossover Center Loops
- Side Loops • Threaded Inserts • Regular Extended Hook
- Crossover Center Hooks • Swivel hooks

#### Secondaries:

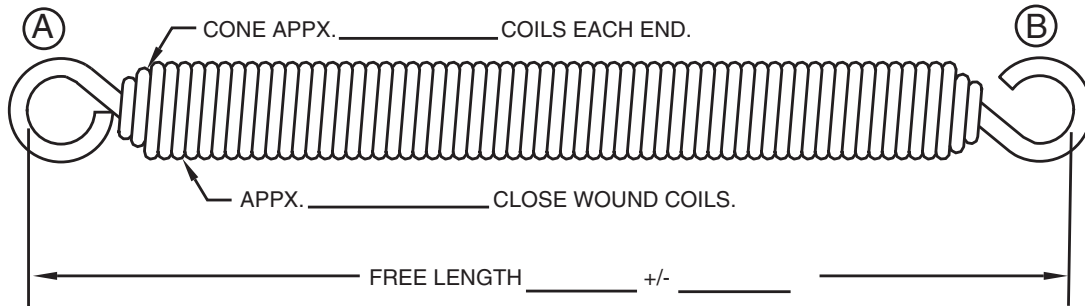
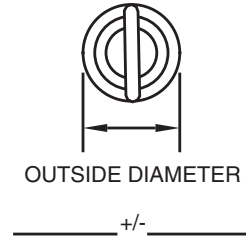
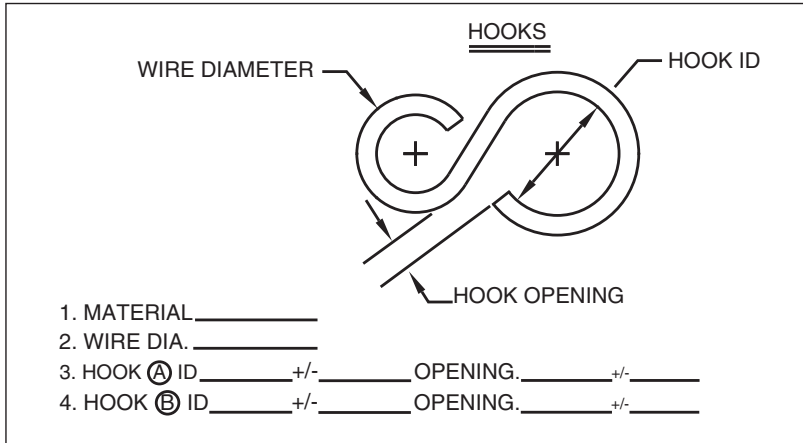
- Stress Relieve • Heat Treating • Passivation
- Plating • Painting

#### Wire sizes from .002" through .625"

#### Materials:

- Carbon Steels • Alloy Steels
- Stainless Steel 17-7, 302, 304 and 316 • Phosphor Bronze
- Hastelloy • Inconel 600, 718 and x750
- Beryllium Copper • Elgiloy<sup>†</sup>

<sup>†</sup> Elgiloy is a trademark of Elgiloy Ltd. Partnership.



INDICATE UNITS OF MEASURE (IN. & LB.), (MM & KG)

1. MATERIAL \_\_\_\_\_
2. WIRE DIAMETER \_\_\_\_\_
3. DIRECTION OF WIND      OPT      LH      RH
4. IT \_\_\_\_\_ +/- \_\_\_\_\_
5. RATE \_\_\_\_\_ +/- \_\_\_\_\_ BETWEEN \_\_\_\_\_ & \_\_\_\_\_
6. LOAD 1 \_\_\_\_\_ +/- \_\_\_\_\_ @ \_\_\_\_\_
7. LOAD 2 \_\_\_\_\_ +/- \_\_\_\_\_ @ \_\_\_\_\_
8. MAXIMUM EXTENDED LENGTH (INSIDE ENDS) WITHOUT SET \_\_\_\_\_
9. FINISH \_\_\_\_\_
10. FREQUENCY OF EXTENSION  
 \_\_\_\_\_ CYCLES/SEC. AND WORKING RANGE  
 \_\_\_\_\_ IN. TO \_\_\_\_\_ IN. OF LENGTH
11. OPERATING TEMP. \_\_\_\_\_ °F
12. OTHER: \_\_\_\_\_  
 \_\_\_\_\_  
 \_\_\_\_\_

COMPANY: \_\_\_\_\_

ADDRESS: \_\_\_\_\_  
 \_\_\_\_\_

CITY: \_\_\_\_\_

STATE: \_\_\_\_\_ ZIP: \_\_\_\_\_

CONTACT: \_\_\_\_\_

PHONE: \_\_\_\_\_

FAX: \_\_\_\_\_

EMAIL: \_\_\_\_\_

QUANTITIES TO BE QUOTED: \_\_\_\_\_

END USE OR APPLICATION: \_\_\_\_\_  
 \_\_\_\_\_  
 \_\_\_\_\_  
 \_\_\_\_\_



Drawbar Springs are assemblies in which the main spring will compress as the drawbars extend under an applied load. They are often capable of withstanding loads far in excess of the compression springs closing force and should be considered in applications where a positive stop of overload protection is required. Because of the Drawbar Spring's unique characteristic as an extension spring with a fixed stop, potential overstretching is eliminated.

### Comprehensive Capabilities

#### Configurations:

- Standard End • Strap End • Eyelet End • Enlarged End

#### Secondaries:

- Stress Relieve • Heat Treating • Passivation • Shot Peening
- Plating • Painting • Powder Coating

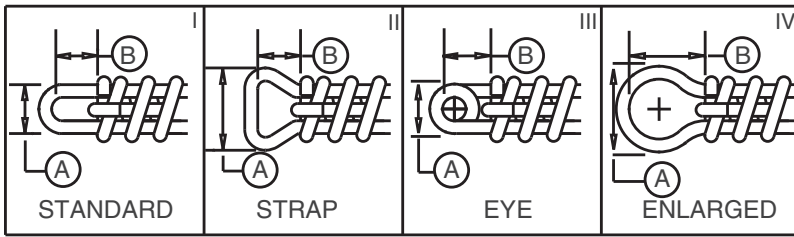
#### Wire sizes from .002" through .625"

#### Materials:

- Carbon Steels • Alloy Steels
- Stainless Steel 17-7, 302, 304 and 316
- Carbon Steel • Phosphor Bronze • Hastelloy
- Inconel 600, 718 and x750
- Beryllium Copper • Elgiloy<sup>†</sup>

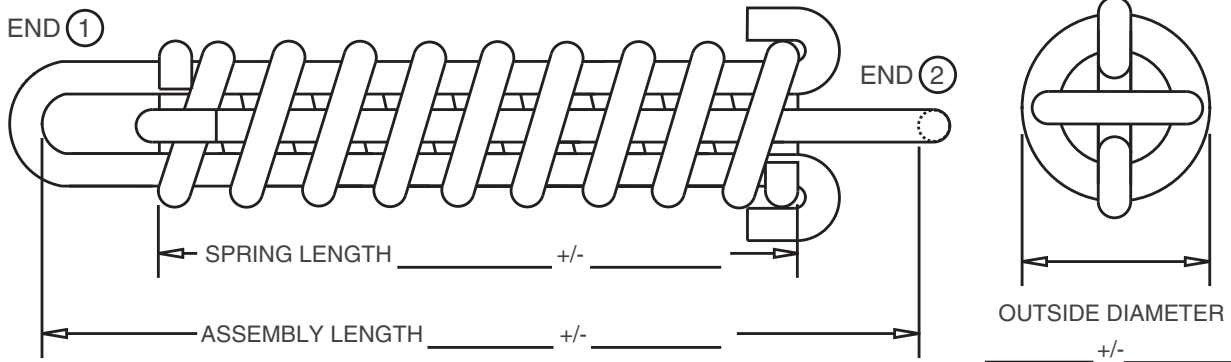
<sup>†</sup> Elgiloy is a trademark of Elgiloy Ltd. Partnership.

END STYLE



END ① I, II, III, IV  
 DIM. A \_\_\_\_\_ +/- \_\_\_\_\_  
 DIM. B \_\_\_\_\_ +/- \_\_\_\_\_

END ② I, II, III, IV  
 DIM. A \_\_\_\_\_ +/- \_\_\_\_\_  
 DIM. B \_\_\_\_\_ +/- \_\_\_\_\_



INDICATE UNITS OF MEASURE (IN. & LB.), (MM & KG)

1. (SPRING) MATERIAL \_\_\_\_\_ WIRE DIA. \_\_\_\_\_
2. (HOOK) MATERIAL \_\_\_\_\_ WIRE DIA. \_\_\_\_\_
3. RATE \_\_\_\_\_ +/- \_\_\_\_\_ BETWEEN \_\_\_\_\_ & \_\_\_\_\_
4. LOAD 1 \_\_\_\_\_ +/- \_\_\_\_\_ @ \_\_\_\_\_
5. LOAD 2 \_\_\_\_\_ +/- \_\_\_\_\_ @ \_\_\_\_\_
6. NUMBER OF ACTIVE COILS \_\_\_\_\_
7. TOTAL NUMBER OF COILS \_\_\_\_\_
8. FINISH \_\_\_\_\_
9. FREQUENCY OF COMPRESSION  
 \_\_\_\_\_ CYCLES/SEC. AND WORKING RANGE  
 \_\_\_\_\_ IN. TO \_\_\_\_\_ IN. OF LENGTH
10. OPERATING TEMP. \_\_\_\_\_ °F
11. OTHER: \_\_\_\_\_  
 \_\_\_\_\_  
 \_\_\_\_\_

COMPANY: \_\_\_\_\_

ADDRESS: \_\_\_\_\_  
 \_\_\_\_\_

CITY: \_\_\_\_\_

STATE: \_\_\_\_\_ ZIP: \_\_\_\_\_

CONTACT: \_\_\_\_\_

PHONE: \_\_\_\_\_

FAX: \_\_\_\_\_

EMAIL: \_\_\_\_\_

QUANTITIES TO BE QUOTED: \_\_\_\_\_

END USE OR APPLICATION: \_\_\_\_\_  
 \_\_\_\_\_  
 \_\_\_\_\_  
 \_\_\_\_\_

CUSTOM SPRINGS





Torsion Springs are helical springs that exert a torque or rotary force. The ends of torsion springs are attached to other components, and when those components rotate around the center of the spring, the spring tries to push them back to their original position. Although the name implies otherwise, torsion springs are subjected to bending stress rather than torsional stress. They can store and release angular energy or statically hold a mechanism in place by deflecting the legs about the body centerline axis.

This type of spring is normally close wound but can have increased pitch to reduce friction between the coils. They offer resistance to twist or rotationally applied force. Depending on the application, torsion springs can be designed to work in a clockwise or counter-clockwise rotation, thus determining the direction of the wind.

### Comprehensive Capabilities

#### Configurations:

- Straight Offset Legs • Short Hook Legs • Hinge Legs
- Straight Torsion Legs • Bent Legs • Double Torsion

#### Secondaries:

- Stress Relieve • Heat Treating • Passivation
- Shot Peening • Plating • Painting

**Wire sizes from .002" through .625"**

#### Materials:

- Carbon Steels • Alloy Steels
- Stainless Steel 17-7, 302, 304 and 316 • Phosphor Bronze
- Hastelloy • Inconel 600, 718 and x750
- Beryllium Copper • Elgiloy<sup>†</sup>

<sup>†</sup> Elgiloy is a trademark of Elgiloy Ltd. Partnership.

TABLE 1







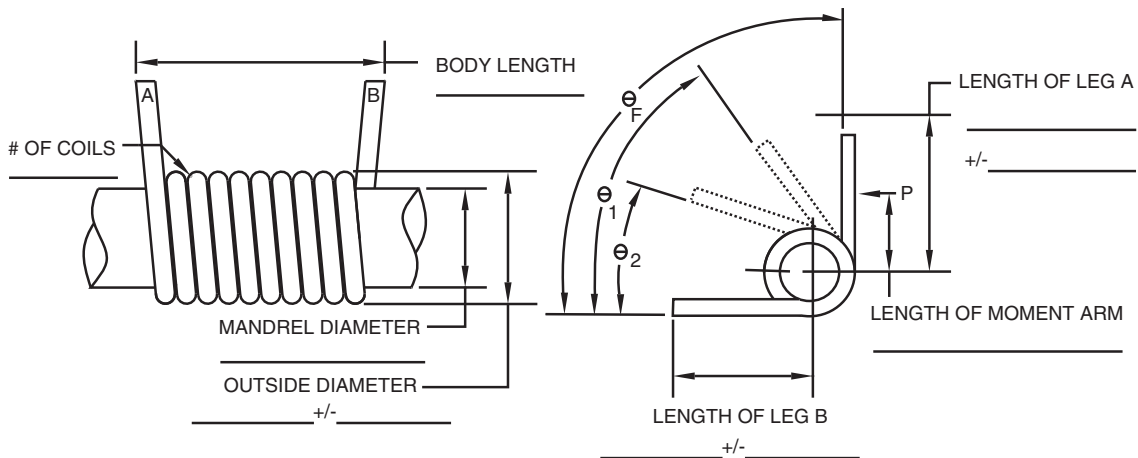
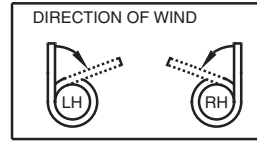
I  Straight Offset Ends	II  Short Hook Ends	III  Double Torsion
IV  Hinge Ends	V  Straight Torsion Ends	VI  Special Ends

TABLE 2



INDICATE UNITS OF MEASURE (IN. & LB.), (MM & KG)

1. MATERIAL \_\_\_\_\_
2. WIRE DIAMETER \_\_\_\_\_
3. DIRECTION OF WIND      LH      RH      (SEE TABLE 2)
4. END STYLE      Ⓐ    I    II    III    IV    V    VI    (SEE
5. END STYLE      Ⓑ    I    II    III    IV    V    VI    TABLE 1)
6. RATE \_\_\_\_\_ +/- \_\_\_\_\_ BETWEEN \_\_\_\_\_ PER TURN (360°)
7. TORQUE 1 \_\_\_\_\_ +/- \_\_\_\_\_ AT  $\ominus$  1 \_\_\_\_\_ °
8. TORQUE 2 \_\_\_\_\_ +/- \_\_\_\_\_ AT  $\ominus$  2 \_\_\_\_\_ °
9. LENGTH OF SPACE AVAILABLE \_\_\_\_\_
10. MAXIMUM WOUND POSITION \_\_\_\_\_ ° FROM FREE POSITION.
11.  $\ominus$  F \_\_\_\_\_ FREE ANGLE OR POSITION
12. FINISH \_\_\_\_\_
13. FREQUENCY OF ROTATION  
\_\_\_\_\_ CYCLES/SEC. AND  
WORKING RANGE  $\ominus$  \_\_\_\_\_ ° TO  $\ominus$  \_\_\_\_\_ ° DEFLECTION
14. OPERATING TEMP. \_\_\_\_\_ °F
15. OTHER: \_\_\_\_\_

COMPANY: \_\_\_\_\_

ADDRESS: \_\_\_\_\_

CITY: \_\_\_\_\_

STATE: \_\_\_\_\_ ZIP: \_\_\_\_\_

CONTACT: \_\_\_\_\_

PHONE: \_\_\_\_\_

FAX: \_\_\_\_\_

EMAIL: \_\_\_\_\_

QUANTITIES TO BE QUOTED: \_\_\_\_\_

END USE OR APPLICATION: \_\_\_\_\_



Constant force springs are a special variety of extension spring. They are tightly coiled wound bands of pre-hardened spring steel or stainless steel strip with built-in curvature so that each turn of the strip wraps tightly on its inner neighbor. When the strip is extended (deflected) the inherent stress resists the loading force, the same as a common extension spring, but at a nearly constant (zero) rate.

The constant-force spring is well suited to long extensions with no load build-up. In use, the spring is usually mounted with the ID tightly wrapped on a drum and the free end attached to the loading force, such as in a counterbalance application. This relationship can be reversed, however, with the free end mounted stationary and the spring itself providing the working force, as with carbon brushes in electrical apparatus. Considerable flexibility is possible with constant-force springs because the load capacity can be multiplied by using two or more strips in tandem, or back-to-back.

### Comprehensive Capabilities

#### Ends:

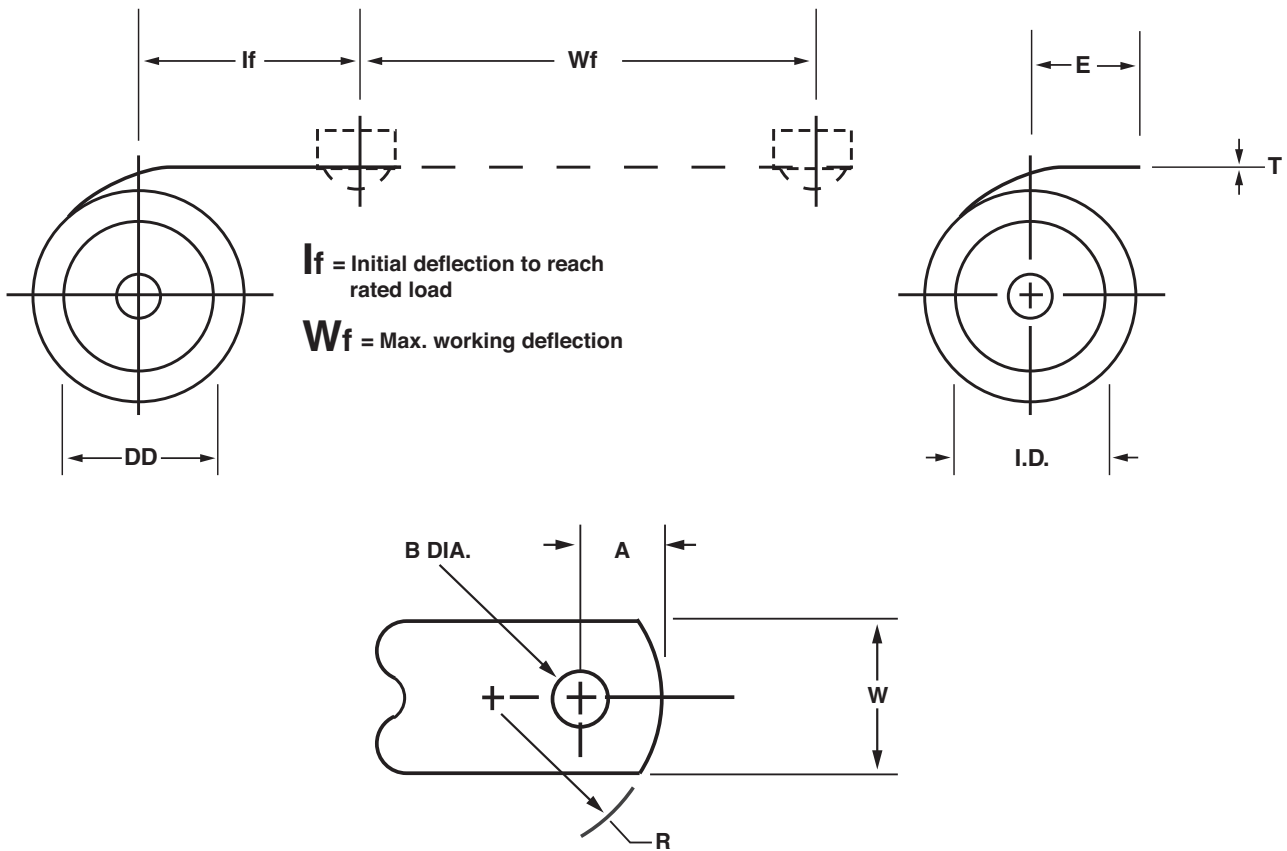
- Holes • Hooks • T Ends • Separating Cut Ends

**Wire thickness from .004" through .047"**

**Wire width from .110" through 1.97"**

#### Materials:

- Stainless Steel 301 • Carbon Steel • Inconel®



INDICATE UNITS OF MEASURE (IN. & LB.), (MM & KG)

1. MATERIAL \_\_\_\_\_
2. MATERIAL THICKNESS \_\_\_\_\_
3. MATERIAL WIDTH \_\_\_\_\_
4. LENGTH \_\_\_\_\_
5. INSIDE DIA \_\_\_\_\_
6. DRUM DIA \_\_\_\_\_
7. LOAD \_\_\_\_\_ +/- \_\_\_\_\_  
 @ WORKING DEFLECTION \_\_\_\_\_
8. LIFE CYCLES \_\_\_\_\_
9. STANDARD END CONFIGURATION: (OTHER CONFIGURATIONS AVAILABLE UPON REQUEST)  
 DIMENSION 'A' \_\_\_\_\_  
 DIMENSION 'B' (DIA) \_\_\_\_\_  
 END RADIUS 'R' \_\_\_\_\_  
 PICKUP LENGTH 'E' \_\_\_\_\_
10. FINISH \_\_\_\_\_
11. OPERATING TEMP. \_\_\_\_\_ °F
12. OTHER: \_\_\_\_\_

COMPANY: \_\_\_\_\_

ADDRESS: \_\_\_\_\_  
 \_\_\_\_\_

CITY: \_\_\_\_\_

STATE: \_\_\_\_\_ ZIP: \_\_\_\_\_

CONTACT: \_\_\_\_\_

PHONE: \_\_\_\_\_

FAX: \_\_\_\_\_

EMAIL: \_\_\_\_\_

QUANTITIES TO BE QUOTED: \_\_\_\_\_

END USE OR APPLICATION: \_\_\_\_\_  
 \_\_\_\_\_  
 \_\_\_\_\_

CUSTOM SPRINGS



Lee Spring Company manufactures custom battery springs, as well as stamped and fourslide contacts to match your specifications.

Custom Battery Springs can be configured to meet custom specifications and materials. When designing Battery Springs, determine the contact location based on the American National Standards Institute (ANSI) and International Electrotechnical Commission (IEC) standard dimensions. Reference should be made to ANSI Standard C18 and IEC Standard IEC86.

Designs can be accommodated for a wide range of Battery sizes, beyond the commonly specified AA, AAA, C and D sizes.

### Comprehensive Capabilities

#### Configurations:

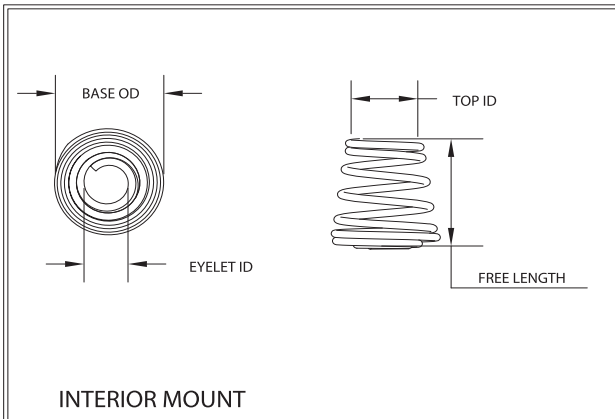
- Interior Mount • Exterior Mount • Double Mount

#### Materials:

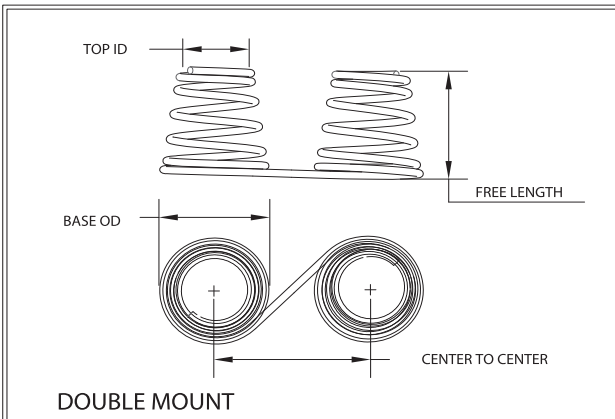
- Nickel Plated Carbon Steel • Beryllium Copper
- Silver Plated Beryllium Copper • Phosphor Bronze
- Stainless Steel 17-7, 302, 304 and 316



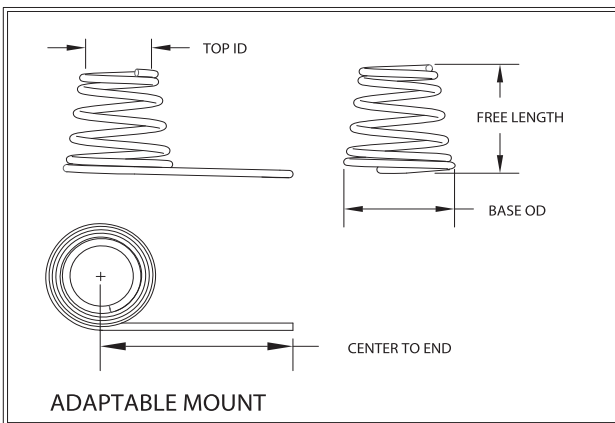
SPRING TYPE (I)



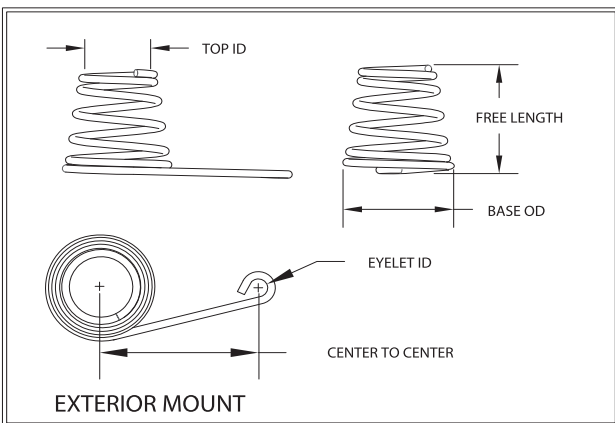
SPRING TYPE (II)



SPRING TYPE (III)



SPRING TYPE (IV)



**INDICATE UNITS OF MEASURE (IN. & LB.), (MM & KG)**

1. **SPRING TYPE**      I     II     III     IV
2. **BATTERY TYPE**    AA     AAA     C     D
3. **MATERIAL** \_\_\_\_\_
4. **WIRE DIAMETER** \_\_\_\_\_
5. **BASE OD** \_\_\_\_\_ +/- \_\_\_\_\_
6. **TOP ID** \_\_\_\_\_ +/- \_\_\_\_\_
7. **FREE LENGTH** \_\_\_\_\_ +/- \_\_\_\_\_
8. **CENTER TO CENTER/END** \_\_\_\_\_ +/- \_\_\_\_\_
9. **EYELET ID** \_\_\_\_\_ +/- \_\_\_\_\_
10. **NUMBER OF ACTIVE COILS** \_\_\_\_\_
11. **TOTAL NUMBER OF COILS** \_\_\_\_\_
12. **APPROX. LOAD** \_\_\_\_\_ @ \_\_\_\_\_
13. **FINISH** \_\_\_\_\_

COMPANY: \_\_\_\_\_

ADDRESS: \_\_\_\_\_

CITY: \_\_\_\_\_

STATE: \_\_\_\_\_ ZIP: \_\_\_\_\_

CONTACT: \_\_\_\_\_

PHONE: \_\_\_\_\_

FAX: \_\_\_\_\_


EMAIL: \_\_\_\_\_

QUANTITIES TO BE QUOTED: \_\_\_\_\_

END USE OR APPLICATION: \_\_\_\_\_

\_\_\_\_\_

\_\_\_\_\_



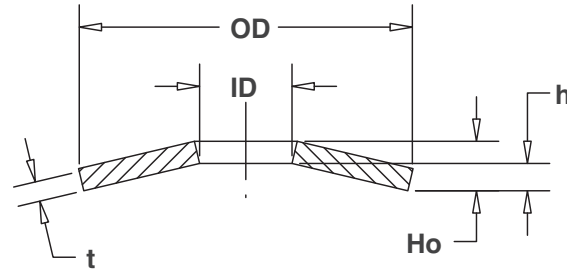
Belleville washers, also known as Belleville Springs, are a type of non-flat washer. They have a slight conical shape which gives the washer a spring characteristic. Belleville washers are typically used as springs when the application requires a high load in a small space. They are also used to apply a pre-load or flexible quality to a bolted joint. They may also be used as locking devices, but only in applications with low dynamic loads, such as down-tube shifters for bicycles. Belleville washers are seen on Formula One racing cars, as they provide extremely detailed tuning ability.

Multiple Belleville washers may be stacked to modify the spring constant or amount of deflection. Stacking in the same direction will add the spring constant in parallel, creating a stiffer joint (with the same deflection). Stacking in an alternating direction is the same as adding springs in series, resulting in a lower spring constant and greater deflection. Mixing and matching directions allow a specific spring constant and deflection capacity to be designed.

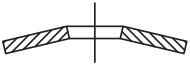
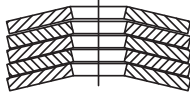
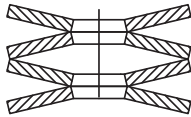
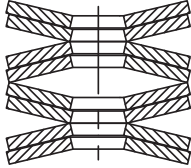
### Comprehensive Capabilities

#### Materials:

- 1075 Carbon Steel • 1095 Carbon Steel
- Type 301 Stainless Steel • Type 316 Stainless Steel
- 17-7 Stainless Steel



**ARRANGEMENT TYPE**

A. Single Disk	B. Parallel	C. Series	D. Series-Parallel
 <p>Load: _____</p> <p>@ <input type="checkbox"/> Deflection <input type="checkbox"/> Flat</p>	 <p>Disks: _____</p> <p>Load: _____</p> <p>@ <input type="checkbox"/> Deflection <input type="checkbox"/> Flat</p>	 <p>Disks: _____</p> <p>Load: _____</p> <p>@ <input type="checkbox"/> Deflection <input type="checkbox"/> Flat</p>	 <p>Disks in Series: _____</p> <p>Disks in Parallel: _____</p> <p>Load: _____</p> <p>@ <input type="checkbox"/> Deflection <input type="checkbox"/> Flat</p>

**INDICATE UNITS OF MEASURE (IN. & LB.), (MM & KG)**

1. MATERIAL \_\_\_\_\_
2. THICKNESS (t) \_\_\_\_\_
3. OD \_\_\_\_\_ +/- \_\_\_\_\_ OR WORKS IN \_\_\_\_\_
4. ID \_\_\_\_\_ +/- \_\_\_\_\_ OR WORKS OVER \_\_\_\_\_
5. HEIGHT (Ho) \_\_\_\_\_ +/- \_\_\_\_\_
6. (h) \_\_\_\_\_
7. (h/t) \_\_\_\_\_
8. ARRANGEMENT TYPE    A     B     C     D
9. STACK HEIGHT \_\_\_\_\_
10. OPERATING TEMP. \_\_\_\_\_ °F
11. FINISH \_\_\_\_\_
12. OTHER: \_\_\_\_\_  
\_\_\_\_\_  
\_\_\_\_\_

COMPANY: \_\_\_\_\_

ADDRESS: \_\_\_\_\_  
\_\_\_\_\_

CITY: \_\_\_\_\_

STATE: \_\_\_\_\_ ZIP: \_\_\_\_\_

CONTACT: \_\_\_\_\_

PHONE: \_\_\_\_\_

FAX: \_\_\_\_\_

EMAIL: \_\_\_\_\_

QUANTITIES TO BE QUOTED: \_\_\_\_\_

END USE OR APPLICATION: \_\_\_\_\_  
\_\_\_\_\_  
\_\_\_\_\_

CUSTOM SPRINGS



## Lee Spring Bends Over Backward – and Sideways and Any Way We Can – to Meet Your Wire Form Requirements.

Most springs have a helix or spiral shape consisting of a group of coils while wire forms normally do not. Wire Forms typically are parts made from wire that is bent to have specific angles and lengths. “Spring” is our last name but our extensive experience and comprehensive custom capabilities extend to Wire Forms, Stampings and Fourslide Parts.

### Design Engineering

Lee Spring’s World-Class Engineering Team will apply their expertise to assisting you with your Wire Form needs from conception and throughout the design and manufacturing process.

### Prototyping

The cost of creating wire form prototypes has considerably decreased thanks to advances in CNC manufacturing technology. Lee Spring’s Engineering Team will work with you to ensure that your wire form parts meet your spatial requirements. We can produce prototypes as part of our concurrent design process. Frequently, prototypes can be changed and produced in minutes, saving time and costly design errors.

### Stress-Relieving

Wire forms often are stress-relieved during production. This helps ensure that a part’s dimensions remain within required tolerances. Stress relieving streamlines the overall manufacturing process, lowers total production costs and helps ensure the component’s reliability.

### Material Shapes

Lee Spring produces custom wire forms manufactured to your exact specifications. We can produce wire forms out of almost any material shape, including:

- Rolled Round
- Flattened Round
- Rectangular
- Shaped

### Dimensional Parameters

**Wire Diameters:**

.010” – .236” / .254 mm – 6 mm

**Maximum Finished Length:**

60.0”/ 1524 mm

# Stampings – High Quality and High Value in Any Quantity.

Lee Spring is uniquely positioned to provide expert design and production capabilities for all stamping processes. Our experience with materials commonly used in mechanical springs makes us the smart choice for:

- **Product Design** –  
e.g., Beam Springs, Belleville Washers, Wave Washers, etc.
- **Stamping Process Design** –  
e.g., Tooling Design, Press Operations, SPC
- **Secondary Process Design** –  
e.g., Heat Treatment, Deburring, Plating, Passivation
- **Product Measurement and Testing** –  
e.g. Materials Testing, Load Testing

## Customer Support and Manufacturing Capabilities

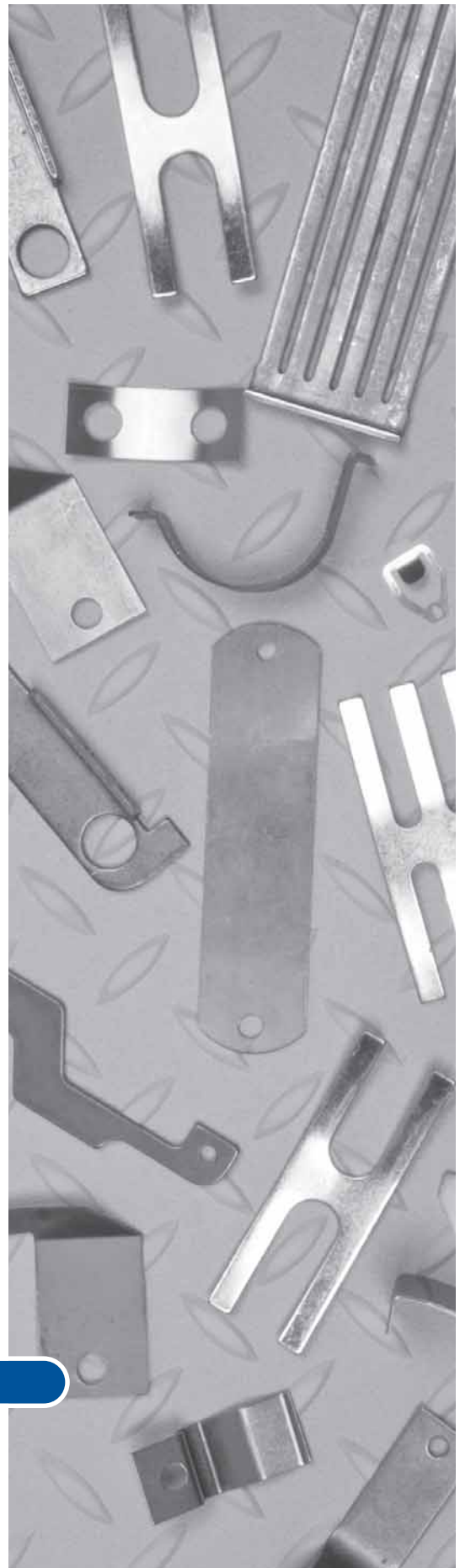
- CAD assisted Product Design (SolidWorks)
- Short Run and Prototype Production
- CAD assisted Tooling Design (CADKEY), including Progressive Dies
- In-House Tooling Production, including Wire EDM
- Automatic Stamping Presses up to 45 Tons
- In-House Secondary Operations including CNC Machining, Vibratory Deburring, Painting, Welding & Assembly
- Process Validation Procedures including 1st Articles and PPAP's
- Extensive Network of Approved Suppliers (Raw Materials, Special Processes and Production Components)

## Materials

For springs or other applications, Lee Spring can provide stampings from a variety of both ferrous and non-ferrous metals, including:

- Low Carbon Steel, Annealed • Low Carbon Steel, Hard Drawn
  - High Carbon Steel, Oil Tempered • Chrome Silicon, Oil Tempered
  - Chrome Vanadium, Oil Tempered
- 
- Beryllium Copper • Elgiloy®\* • Hastelloy • Inconel 600, 718 & X750
  - Phosphor Bronze • Brass
- 
- Stainless Steel, Series 300
  - Stainless Steel, Series 400
  - Stainless Steel, Type 17-7

\* Elgiloy is a trademark of Elgiloy Ltd. Partnership.



## Dimensional Parameters

### Strip Width:

up to 3" / 76.2 mm

### Strip Thickness:

0.005" to 0.062" / .127mm -1.57 mm





## Fourslide Parts – A Simple Solution to Complex Stampings.

Lee Spring can reduce part cost, accelerate product delivery, and streamline quality assurance with an integrated stamping and forming operation called fourslide. Fourslide production has low to moderate tooling costs and produces accurate repeatable parts. If you use flat springs, brackets, clips, flat terminals, or any stamped and formed metal components your parts may be natural candidates for fourslide. We can custom tool your intricate metal parts from flat strip material or from drawn or rolled wire.

### What is a Fourslide Part?

A fourslide, also known as a four-slide, multislide, multi-slide, or four-way, is a metalworking machine tool used in the high-volume manufacture of small stamped components from strip or wire stock. The press is most simply described as a horizontal stamping press that uses cams to control tool motions. The machine is used as an alternative to progressive or transfer stamping operations.

### What is the Fourslide Advantage?

The greatest advantage of the fourslide machine is its ability to complete all of the forming operations required to produce a part from start to finish economically. It can handle certain parts that transfer or progressive dies cannot, since it can manipulate from four axes. Because this process requires less machinery, setups, and handling, the cost of the finished part is reduced.

Lee Spring produces our own quality tooling, minimizing downtime. A fourslide machine can usually produce 1000 to over 4000 finished parts per hour, depending on the number of operations per part; this speed also will generally result in a lower cost per part.

### Materials

The application of fourslides is usually limited by the material stock formability rather than the machine capabilities. Usually the formed characteristics and bending radii are the most limiting factors. The most commonly used materials are:

- Low-Carbon or High-Carbon Cold Rolled Steel
- Type 300 and 400 Stainless Spring Steels
- Copper Alloys including Beryllium-Copper
- Bronze Alloys, including Phosphor Bronze

### Dimensional Parameters

**Strip Width:**

.010" - .500" / .254 mm – 12.70 mm

**Strip Thickness:**

.003" - .125" / .076 mm – 3.175 mm

**Wire Diameter:**

.005" - .187" / .127 mm – 4.750 mm



**Active Coils** — those coils which are free to deflect under load.

**Allow for Set** — spring is supplied longer than specified to compensate for length loss when fully compressed in assembly by customer. Usually recommended for large quantity orders to reduce cost.

**Angular Relationship of Ends** — the relative position of the plane of the hooks or loops of extension springs to each other.

**Blue** — a thin blue film of oxide on ferrous alloys, sometimes used to indicate that the material has been stress relieved.

**Baking** — heating of electroplated springs to relieve hydrogen embrittlement.

**Buckling** — bowing or lateral deflection of compression springs when compressed, related to the slenderness ratio (L/D).

**Closed Ends** — ends of compression springs where pitch of the end coils is reduced so that the end coils touch.

**Closed and Ground Ends** — same as with closed ends, except that the end is ground to provide a flat plane.

**Closed Length** — see Solid Height.

**Close-Wound** — coiled with adjacent coils in contact.

**Coils Per Inch** — see Pitch.

**Deflection Motion** — of spring ends or arms under the application or removal of an external load.

**Elastic Limit** — maximum stress to which a material may be subjected without producing permanent set.

**Endurance Limit** — maximum stress at which any given material will operate indefinitely without failure for a given minimum stress.

**Free Angle** — angle between the arms of a torsion spring when the spring is not loaded.

**Free Length** — the overall length of a spring in the unloaded position.

**Frequency (natural)** — the lowest inherent rate of free vibration of a spring itself (usually in cycles per second) with ends restrained.

**Gradient** — see Rate.

**Heat Setting** — fixturing a spring at elevated temperature to minimize loss of load at operating temperature.

**Helix** — the spiral form (open or closed) of compression, extension and torsion springs.

**Hooks** — open loops or ends of extension springs.

**Hot Pressing** — see Heat Setting.

**Hydrogen Embrittlement** — hydrogen absorbed in electroplating or pickling of carbon steels, tending to make the spring material brittle and susceptible to cracking and failure, particularly under sustained loads.

**Hysteresis** — the mechanical energy loss that always occurs under cyclic loading and unloading of a spring, proportional to the area between the loading and unloading load-deflection curves within the elastic range to a spring.

**Initial Tension** — the force that keeps the coils of an extension spring closed and which must be overcome before the coils start to open.

**Load** — the force applied to a spring that causes a deflection.

**Loops** — coil-like wire shapes at the ends of extension springs that provide for attachment and force application.

**Mean Coil Diameter** — outside spring diameter minus one wire diameter.

**Modulus in Shear or Torsion** — coefficient of stiffness for extension and compression springs.

**Modulus in Tension or Bending** — coefficient of stiffness used for torsion and flat springs (Young's Modulus).

**Moment** — see Torque.

**Open Ends, Not Ground** — end of a compression spring with a constant pitch for each coil.

**Open and Ground End** — “open ends, not ground” followed by an end grinding operation.

**Passivating** — acid treatment of stainless steel to remove contaminants and improve corrosion resistance.

**Permanent Set** — a material that is deflected so far that its elastic properties have been exceeded and it does not return to its original condition upon release of load is said to have taken a “permanent set”.

**Pitch** — the distance from center to center of the wire in adjacent active coils (recommended practice is to specify number of active coils rather than pitch).

**Preset** — see Remove Set.

**Rate** — change in load per unit deflection, generally given in pounds per inch.

**Remove Set** — full compression of a spring to solid state by manufacturer when needed to prevent length loss in operation.

**Residual Stress** — stresses induced by set removal, shot peening, cold working, forming or other means. These stresses may or may not be beneficial, depending on the application.

**Set** — length loss in operation due to the high stress condition of the spring.

**Shot Peening** — a cold working process in which the material surface is peened to induce compressive stresses and thereby improve fatigue life.

**Slenderness Ratio** — ratio of spring length to mean coil diameter.

**Solid Height** — height of a compression spring when under sufficient load to bring all coils into contact with adjacent coils.

**Spring Index** — ratio of the mean coil diameter to wire diameter

**Squared and Ground Ends** — see Closed and Ground Ends.

**Squared Ends** — see Closed Ends.

**Stress Range** — the difference in operating stresses at minimum and maximum loads.

**Stress Relieve** — to subject springs to low-temperature heat treatment so as to relieve residual stresses.

**Squareness of Ends** — angular deviation between the axis of a compression spring and a normal to the plane of the ends.

**Squareness Under Load** — same as in Squareness of Ends, except with the spring under load.

**Torque** — a twisting action in torsion springs which tends to produce rotation, equal to the load multiplied by the distance (or moment arm) from the load to the axis of the spring body. Usually expressed in inch-oz., inch-pounds or in foot-pounds.

**Total Number of Coils** — number of active coils plus the coils forming the ends.

**Trapped Stress** — see Residual Stress.

## ROHS COMPLIANCE

RoHS 2 (European Directive 2011/65/EU on Restriction of the Use of Certain Hazardous Substances) is European legislation that restricts the levels of Lead, Mercury, Cadmium, Hexavalent Chromium, Polybrominated Biphenyls (PBB), Polybrominated Diphenyl Ethers (PBDE), Bis(2-ethylhexyl) Phthalate (DEHP), Butyl Benzyl Phthalate (BBP), Dibutyl Phthalate (DBP) and Diisobutyl Phthalate (DIBP) present in electrical and electronic equipment sold in the European Union. **All Lee Spring Stock Products, with the exception of Cadmium Plated MIL-SPEC Springs, comply with the RoHS 2 Directive, including Directive (EU) 2015/863 and (EU) 2017/2102 amendments.**

## REACH COMPLIANCE

REACH (Regulation on Registration, Evaluation, Authorization and Restriction of Chemicals) refers to European Union Regulation No 1907/2006. The aim of REACH is to ensure a high level of protection of human health and the environment from the risks that can be posed by chemicals. **All Lee Spring Stock Products, with the exception of Cadmium Plated MIL-SPEC Springs, comply with this regulation.**

While the vast majority of Lee Spring Custom Products are also RoHS and REACH compliant, please note that certain specifications requested by our customers may not be compliant. Lee Spring only manufactures products that are not in compliance with these regulations upon customer request and can advise customers on RoHS or REACH compliance issues if there is any uncertainty.

## DFARS COMPLIANCE

DFARS 252.225-7014, Alt.1 prohibits prime government contractors and all suppliers at every tier from incorporating “specialty metals” (as defined in the clause) into military parts, components and/or end item deliverables unless the specialty metals have been:

- melted in the United States
- its outlying areas, or
- a qualifying country listed in DFARS 225.872-1.

Articles manufactured in a qualifying country, regardless of where the specialty metal may have been melted, are not subject to the requirement.

Based on the definition of “specialty metals”, as given in DFARS 252.225-7014, Music Wire Hard Drawn MB, and Oil Tempered MB spring wire are excluded from this requirement. However, Stainless Steel 301, Stainless Steel 302, Stainless Steel 316, Stainless Steel 17-7, and Oil Tempered Chrome Silicon are considered “specialty metals” (are not excluded) and therefore may be restricted for use under DFARS 252.225-7014.

Not all of the wire used by Lee Spring in the manufacture of our products is melted in the United States or in any of the other qualifying countries. Should the products you need fall under the DFARS 252.225-7014 requirement, you will need to contact Lee Spring Customer Service or Engineering so that your requirement can be processed as a custom transaction. This may involve an increase in price, lead time, or both, on a case by case basis, depending on the availability of a suitable supply of the restricted alloy required.

## MS (MATERIAL TRACEABILITY)

All Stock Spring products are available with Material Traceability certification; these products should be designated with the suffix MS. There is a documentation surcharge included in the price. Please contact Lee Spring for pricing.

All Custom Spring products are available with Material Traceability certification. Please be sure to specify your requirement for these documents when placing a custom order.

## EXPORT REGULATIONS

All Lee Spring Stock products are exempt from and therefore compliant with the International Traffic in Arms Regulation (ITAR) (22 CFR 120-130). *Note that any customer required modifications to form, fit or function specifically for a military application would preclude such exemption.*

## MIL-SPEC SPRINGS

Lee Spring now stocks the complete line of products meeting Military Standards Compression Springs (AS24585) and Extension Springs (AS24586) as detailed on page 329. Material Traceability certification is included with MIL-SPEC Spring orders. DFARS material compliance is also included for stainless steel MIL-SPEC Springs.



## Global Flexibility

An expanding global presence and an in-depth knowledge of the worldwide marketplace puts Lee Spring at the leading edge of creating market-specific solutions.

With steady focus and attention to detail, Lee Spring partners with your business to find solutions that meet your geographic requirements wherever your business takes you in the world.

### Serving Industries Worldwide

Lee Spring is your global source for stock springs, custom springs, and wire products for international industries including:

- Aerospace
- Computer and Telecommunications
- Defense
- Industrial and Manufacturing Equipment
- Instrumentation and Controls
- Medical, Dental and Veterinary Devices
- Pharmaceutical Delivery Systems
- Robotics and Automations
- Sporting Goods and Toys
- Stampings and Machining
- Tools and Hardware
- Transportation
- Valves and Pumps and more...







**Global Headquarters**

**New York**

Lee Spring  
140 58th Street #3C  
Brooklyn, NY 11220  
Phone: 888-777-4647  
Fax: 888-426-6655  
[sales@leespring.com](mailto:sales@leespring.com)

**North America Locations**

**Arizona**

1235 North Hobson Street  
Gilbert, AZ 85233

**Missouri**

1334 Charlestown Ind. Dr.  
St. Charles, MO 63303

**Connecticut**

245 Lake Avenue  
Bristol, CT 06010

**North Carolina**

104 Industrial Ave.  
Greensboro, NC 27406

**Maryland**

8904 Yellow Brick Rd.  
Rosedale, MD 21237

**California**

11005 Shoemaker Ave.  
Santa Fe Springs, CA 90670

**Mexico & Latin America**

**Mexico**

Lee Spring de Mexico  
Ave. Apolo 519, Edificio 22  
Parque Industrial Kalas del Poniente  
Santa Catarina, N.L. 66367 Mexico  
Phone: 1 800 110 2500  
Phone (Mexico): +52 818 308 7070  
Fax: +52 818 308 7080  
[ventas@leespring.com](mailto:ventas@leespring.com)

**Europe**

**England**

Lee Spring Limited  
Latimer Road  
Wokingham, Berkshire,  
RG41 2WA, England  
Phone: +44 118 978 1800  
Fax: +44 118 977 4832  
[sales@leespring.co.uk](mailto:sales@leespring.co.uk)

Bridge Mill,  
Gauxholme Fold  
Todmorden, Lancashire,  
OL14 7PW, England

**Germany**

Lee Spring GmbH  
Altenaer Straße 23  
58507 Lüdenscheid Germany  
Phone: 0049 2351 985 949 0  
Fax: 0049 2351 985 949 13  
[verkauf@leespring.de](mailto:verkauf@leespring.de)

**Asia**

**China**

Lee Spring – Suzhou  
2F Block 15  
No. 8 Dong Fu Road  
Suzhou Industrial Park,  
Suzhou, 215123, PRC  
Phone: +86 512 6706 7226/7/8  
Fax: +86 512 6706 7225  
[sales@leespring.cn](mailto:sales@leespring.cn)

Lee Spring – Tianjin  
2nd Floor. Building 1  
1F Block 3, No. 7 Hongxuan Road  
Huaming High-Tech Zone  
Tianjin, PRC, 300308  
Phone: +86 22 5823 7228  
Fax: +86 512 6706 7225  
[sales@leespring.cn](mailto:sales@leespring.cn)

**India & Middle East**

**India**

Lee Spring Company India Pvt. Ltd.  
Plot No: 182, Hosur Main Road  
Bommasandra Industrial Area,  
Bommasandra,  
Bengaluru, Karnataka – 560 099 India  
Phone: +91 80 49376666  
Fax: +91 80 49376699  
[sales@leespring.in](mailto:sales@leespring.in)

## Free Standard Ground Shipping

on all stock spring orders of \$40 or more in the Continental United States.

### Ordering is Easy

**Call:** 888-777-4647 (888-SPRINGS)

**Visit:** leespring.com

**Email:** sales@leespring.com

**Fax:** 888-426-6655

### Convenient Payment Methods

Order using your Lee Spring account or Credit Card.



### Free Shipping!

Lee Spring offers free standard ground shipping on all stock spring orders of \$40 or more within the Continental United States.

### Need Parts Fast?

Lee Spring offers expedited services to get you the springs you need when and where you want them. Lee Spring stocks a huge inventory of springs in stock and ready to ship.

### Need a Quote?

Lee Spring can provide a stock or custom quote on the parts you need. Get up to the minute inventory information on all stock parts with just one call. Lee Spring pricing is available online 24/7 for quantities up to 1,000 pieces. For higher quantity, contact Lee Spring by calling 888-777-4647, email sales@leespring.com or fax 888-426-6655.

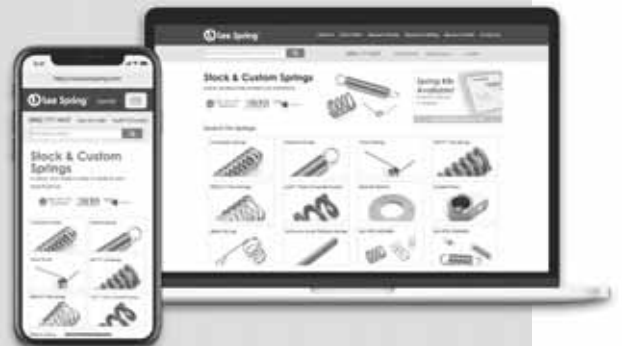
### Need Engineering or Technical Support?

Work directly with an experienced Lee Spring Engineer from design through production. Lee Spring has been manufacturing springs since 1918 and we offer the highest quality technical support in the industry. Call us at 888-777-4647 or email us at sales@leespring.com

## Convenient Online Ordering!

- ✓ Quickly Order Parts
- ✓ Find Pricing
- ✓ View Product Specification
- ✓ Download CAD Drawings
- ✓ Submit a Quote for Custom Springs and more!

**Visit Lee Spring online today at [leespring.com](http://leespring.com)!**



**Free Standard Ground Shipping** on Stock Springs for orders of \$40 or more in the Continental United States.

## REDUX™ Wave Spring Pricing

PRICE GROUP	QUANTITIES				PRICE GROUP	QUANTITIES			
	1-19 Each	20-49 Each	50-99 Each	100-199 Each		1-19 Each	20-49 Each	50-99 Each	100-199 Each
P1	4.34	2.59	1.87	1.29	P13	11.09	6.99	4.98	3.50
P2	4.64	2.99	2.14	1.47	P14	11.54	7.29	5.17	3.65
P3	4.93	3.17	2.25	1.59	P15	12.00	7.51	5.35	3.70
P4	5.56	3.58	2.53	1.78	P16	12.53	7.91	5.62	3.88
P5	6.08	3.89	2.79	1.97	P17	12.92	8.16	5.79	4.01
P6	6.36	4.00	2.85	2.01	P18	13.84	8.74	6.22	4.29
P7	6.93	4.43	3.15	2.22	P19	14.42	9.12	6.47	4.48
P8	7.98	5.18	3.71	2.58	P20	15.57	9.82	6.98	4.83
P9	8.26	5.39	3.83	2.70	P21	16.72	10.55	7.50	5.17
P10	9.01	5.87	4.19	2.94	P22	19.26	12.14	8.62	5.96
P11	9.35	6.07	4.31	3.04	P23	21.26	13.41	9.53	6.59
P12	10.33	6.47	4.62	3.23	P24	22.47	14.18	10.06	6.95

## Belleville Spring Washers Pricing

W1	6.68	3.98	2.08	1.21	W21	17.52	11.63	6.93	4.77
W2	6.91	4.13	2.16	1.25	W22	18.42	12.33	7.58	5.16
W3	7.25	4.37	2.26	1.33	W23	19.33	13.02	8.14	5.62
W4	7.65	4.63	2.40	1.41	W24	20.34	13.75	8.69	6.11
W5	8.04	4.99	2.55	1.54	W25	21.35	14.60	9.17	6.45
W6	8.44	5.23	2.70	1.62	W26	22.43	15.46	9.89	6.93
W7	8.90	5.54	2.88	1.71	W27	23.56	16.94	10.48	7.34
W8	9.33	5.86	3.07	1.81	W28	24.79	18.44	11.12	7.83
W9	9.79	6.17	3.24	1.94	W29	26.03	19.54	11.99	8.39
W10	10.30	6.54	3.48	2.11	W30	27.34	20.56	12.88	9.18
W11	10.81	6.87	3.69	2.21	W31	28.69	21.61	13.79	9.78
W12	11.30	7.21	3.86	2.33	W32	30.09	23.04	14.76	10.62
W13	11.88	7.58	4.10	2.50	W33	31.61	24.26	15.82	11.60
W14	12.44	7.96	4.33	2.70	W34	33.20	26.01	16.95	12.63
W15	13.07	8.35	4.60	2.89	W35	34.89	27.89	18.16	13.38
W16	13.74	8.96	4.90	3.16	W36	36.64	29.76	19.44	14.51
W17	14.42	9.40	5.23	3.35	W37	38.51	31.57	20.81	15.47
W18	15.16	9.93	5.58	3.61	W38	40.41	33.22	22.24	17.04
W19	15.89	10.50	5.90	3.99	W39	42.44	35.08	23.79	18.61
W20	16.68	11.03	6.36	4.35	W40	44.59	37.90	25.44	20.52

## LeeP™ Plastic Composite Spring Pricing

L1	11.07	8.87	7.53	6.79	L4	13.97	11.19	9.51	8.55
L2	11.95	9.57	8.15	7.33	L5	15.11	12.08	10.27	9.26
L3	12.92	10.34	8.80	7.93					

\* Type 302 may be substituted with Type 304 at Lee Spring's discretion. † Elgiloy is a trademark of Elgiloy Ltd. Partnership.

# Spring Sales Prices

**FREE SHIPPING**  
on orders of \$40 or more

1. Select the spring you want by **LEE STOCK NUMBER**.
2. Read across to the last column **PRICE GROUP** to obtain the price code letter under either column **M** (Music Wire), column **S** (302\* Stainless Steel), or column **S316** (316 Stainless Steel), or column **E** (Elgiloy®) where applicable.
3. Refer to the **PRICE GROUP** below for quantities up to 199 pieces of an item.
4. For pricing on HEFTY™ Die Springs and Constant Force Springs, refer to their specific product sections.
5. Prices are subject to change without notice. For pricing from 200 to 1000 pieces, or to place an order online, visit [www.leespring.com](http://www.leespring.com). For pricing above 1000 pieces, submit a request online at [www.leespring.com](http://www.leespring.com), call 888-777-4647, email [sales@leespring.com](mailto:sales@leespring.com), or fax a request to 888-426-6655.

**MAJOR CREDIT CARDS GLADLY ACCEPTED.**



**PRICES EFFECTIVE JANUARY 2020 • TERMS NET 30 DAYS.**

Prices Shown are Per Spring Per Quantity.

Quantities Cannot Be Combined to Lower Item Pricing.

**FREE GROUND SHIPPING AVAILABLE ON ORDERS OF \$40 OR MORE IN THE CONTINENTAL UNITED STATES.**

Stock Parts orders with a parts value below \$40.00 with delivery within the Continental United States will be charged freight, plus a \$20.00 handling charge. Stock Parts orders with delivery outside the Continental United States with a parts value more than \$40.00 will pay freight only and no handling charge.

PRICE GROUP	QUANTITIES			
	1-19 Each	20-49 Each	50-99 Each	100-199 Each
E	6.42	3.69	1.88	1.20
F	6.72	3.86	2.00	1.22
G	6.94	4.01	2.08	1.27
J	7.15	4.12	2.16	1.35
K	7.41	4.28	2.25	1.41
L	7.70	4.46	2.36	1.48
M	7.99	4.63	2.46	1.56
N	8.25	4.80	2.55	1.62
P	8.54	4.99	2.70	1.70
R	8.85	5.14	2.81	1.79
S	9.13	5.35	2.92	1.87
T	9.43	5.54	3.05	1.95
U	9.74	5.74	3.17	2.07
W	10.11	5.97	3.33	2.18
X	10.54	6.23	3.53	2.31
Y	10.86	6.44	3.66	2.41
Z	11.20	6.66	3.80	2.51
AA	11.53	6.88	3.96	2.62
AB	11.87	7.10	4.12	2.77
AC	12.23	7.32	4.28	2.90
AD	12.57	7.58	4.48	3.02
AE	12.92	7.82	4.65	3.17
AG	13.32	8.08	4.85	3.31
AJ	14.07	8.55	5.18	3.58
AK	14.47	8.86	5.43	3.75
AL	14.89	9.14	5.63	3.93
AM	15.29	9.42	5.87	4.12
AN	15.73	9.73	6.16	4.32
AO	16.16	10.03	6.39	4.53
AP	16.62	10.36	6.68	4.78
AR	17.08	10.71	6.95	5.00

PRICE GROUP	QUANTITIES			
	1-19 Each	20-49 Each	50-99 Each	100-199 Each
AS	17.56	11.06	7.27	5.25
AT	18.05	11.42	7.60	5.53
AU	18.55	11.81	7.95	5.81
AW	19.07	12.21	8.30	6.14
AX	19.62	12.62	8.69	6.44
AY	20.18	13.07	9.14	6.79
AZ	20.75	13.50	9.55	7.17
AZA	22.42	14.62	10.02	7.58
AZB	23.07	15.15	10.54	8.01
AZC	23.74	15.71	11.08	8.45
AZD	24.43	16.28	11.63	8.97
AZE	25.13	16.88	12.27	9.49
AZF	25.85	17.52	12.92	10.05
AZG	26.63	18.18	13.66	10.70
AZH	27.40	18.91	14.41	11.38
AZJ	28.21	19.65	15.23	12.11
AZK	29.04	20.46	16.10	12.91
AZL	29.92	21.30	17.10	13.77
AZM	31.38	22.29	18.12	14.71
AZN	32.32	23.24	19.30	15.76
AZO	33.28	24.27	20.52	16.91
AZP	34.24	25.37	21.88	18.16
AZQ	35.26	26.51	23.36	19.53
AZR	36.24	27.72	25.01	21.02
AZS	37.29	29.23	26.78	22.72
AZT	39.38	31.49	28.94	24.84
AZU	41.89	34.35	31.63	27.27
AZW	43.56	36.59	33.76	29.20
AZX	45.29	38.95	35.99	31.24
AZY	46.71	41.11	38.02	33.13
AZZ	48.45	43.60	40.39	35.30

**When ordering, please specify suffix M for Music Wire, S for 302 Stainless Steel\*, S316 for 316 Stainless Steel or E for Elgiloy, where applicable.**



# The Lee Spring Difference

## Selection

25,000+ products available plus custom products made to your specifications.

## In Stock

Springs ready to ship today.

## Support

Engineering and customer service ready to assist.

## More Value

### **FREE Standard Ground Shipping**

on Stock Springs in the Continental United States.

### **FREE Plating**

on all Music Wire Stock Springs.

### **FREE Grinding**

on all Standard Stock Compression Springs.

### **FREE Passivation**

on 302, 316 & 17-7 Stainless Steel Springs.

### **Expert Engineering Assistance**

on Stock Springs and Custom Springs.

### **Certificate of Compliance**

on all Stock Springs and Custom Springs.

### **Guaranteed RoHS Compliance**

on all Music Wire Stock Springs.

### **Live Customer Service Support**

at all locations.

### **Comprehensive Website**

with online ordering.

### **Enhanced CAD Downloads**

on Stock Spring designs.



## Free Standard Ground Shipping

on all stock spring orders of \$40 or more  
in the Continental United States.



### Custom Springs Made to Your Specifications

- Engineering support from design through production
- Extensive material and finish options
- Global manufacturing and distribution
- CAD Assisted product design
- Governmental and industrial regulatory expertise
- Prototypes through large production runs



### Global Flexibility Manufacturing and Distribution

- North America
- Latin America
- Asia
- Europe

See page 385 for locations.

## Springs In Stock, Ready to ship.