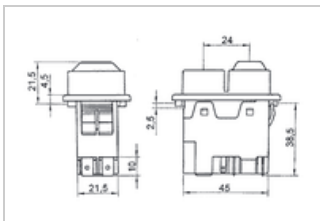
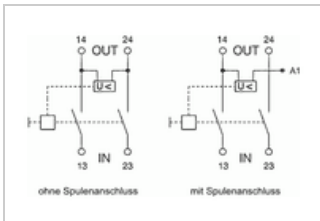




Insert switch Tripus TP3251, 306P202 (replacement for Kedu KJD17B)

| | |
|---------------|------------|
| Manufacturer: | Tripus |
| Type: | 306P202.01 |
| Product no.: | 306P202 |
| Weight: | 0.090 |



■ Details

2-pole insert switch for machines and stationary power tools. Manufactured in Europe.

■ Properties

- 2-pole on-off-switch with Tastenoperation
- Undervoltage release
- Optionally with or without coil connection
- Rocker cover / splash water proof cover
- Flat seal towards installation opening
- Usable as a replacement for Kedu KJD17B-BC and Atilon 375217 (with coil connection)

■ Function

The switch has a solenoid for an undervoltage release. If the voltage is connected to the input connectors 13 and 23 a solenoid is powered and holds the rocker switch in the on-position.

This switch is not a push button. the rocker switch only stays at the on-position, as long as a voltage exists or you turn off the switch.

Due to the undervoltage release the switch turns off at voltage drop (power failure) and has to be manually switched back on. Therefore it won't switch on spontaneously and uncontrollably.


■ Available with or without solenoid (undervoltage release)

With the help of the coil connection (connection A1) the solenoid can be triggered with for example an external emergency stop-switch or thermal contacts.

■ Specifications

| | |
|-----------------------------|---|
| Switching function | On/off |
| Type of actuation | Tasten 0-I |
| Contacts | 2 N/O contacts |
| Rated voltage Uc | 230V / 50Hz |
| Switching capacity | AC-1 Ue:230V 16.0A AC-3 Ue:230V 14,5A |
| Protection class | Operating area IP54 with protective cap Operating area IP40 without protective cap Connecting area IP00 |
| Connections | Faston terminals 6.3 x 0,8 mm (connections 13-14-, 23-24) Flat plug connection 2,8 x 0,8 mm (coil connection A1) |
| Housing material | Plastic PA |
| Dimensions (LxBxT) | Ca. 57 x 36 x 60 mm |
| Installation | Snap-on frame |
| Installation opening | Ca. 46,5 x 22,2 mm |
| Mounting position | |



| | |
|---|-------------------------------------|
| | Any |
| Mark of conformity | VDE 0660 part 102, DIN EN 60947, UL |
|  | |

