



**Plastic  
Tubular**



## P-Traps with Marvel Adapter

Reducing washer included.

Item #	Description	Qty
802PVCBG	1-1/2" P-Trap White with Marvel Adapter, bagged	50
802PVCBX	boxed	25
802DPVCBG	with Box Flange, bagged	25
802DPVCBX	with Box Flange, boxed	25
802GPVCBG	with Rubber Washers, bagged	50
802PVCBG1	with ABS Marvel, bagged	25
802NPVCBG	with Economy Wing Nuts, bagged	50
802NPVCBX	with Economy Wing Nuts, boxed	25
802YPVCBG	with Hook Style J-Bend, bagged	50
802TPVCBG	1-1/2" P-Trap White, Flanged Arm and Marvel Adapter, bagged	50
802TGVCBG	with Rubber Washers, bagged	50



801ABSBG	1-1/2" P-Trap Black with Marvel Adapter bagged	50
801ABSBX	boxed	25
801RABSBG	with Rubber Washers, bagged	50
801NABSBG	with Economy Wing Nuts, bagged	50
801YABSBG	with Hook Style J-Bend, bagged	50
801TGABSBG	with Rubber Washers, bagged	50



## P-Traps with Solvent Weld Adapter

Traps have a PVC or ABS wall arm and solvent weld adapter.

804PVCBG	1-1/2" P-Trap White with PVC Glue Adapter bagged	50
804PVCBX	boxed	25
804DPVCBG	with Box Flange, bagged	25

803ABSBG	1-1/2" P-Trap Black with ABS Glue Adapter bagged	50
803ABSBX	boxed	25



## P-Traps 1-1/4"

Traps have non-winged slip nuts. Traps below with a Marvel adapter, have a 1-1/2" x 1-1/4" poly reducing washer.

813PVCBG	1-1/4" P-Trap White bagged	50
813PVCBX	boxed	25
813DPVCBX	with Box Flange, boxed	25
813PVCBG2	with PVC Marvel and reducing washer, bagged	50

813ABSBG	1-1/4" P-Trap Black bagged	50
----------	----------------------------	----





814PVCBG

### P-Traps 1-1/2" with Reducing Wall Arm

Wall arm gradually reduces from 1-1/2" at the J-bend down to 1-1/4" od at the outlet end.

Item #	Description	Qty
814PVCBG	1-1/2" P-Trap White, Reducing Arm, bagged	50
814PVCBX	boxed	25
814ABSBG	1-1/2" P-Trap Black, Reducing Arm, bagged	50



A808

### Plated Plastic P-Traps

Ideal for pedestal lavatories. Economical option to expensive metal traps. Finishes include high luster chrome and our New Brushed Nickel finish.

A808	CP with PVC Marvel Adapter and Box Flange	25
A808B	CP with ABS Marvel Adapter and Box Flange	25
A807	CP with Reducing Arm to 1-1/4" (no box flange)	25

### S-Traps

816PVCBG	1-1/2" S-Trap White with Marvel, bagged	25
816PVCBX	boxed	25
816DPVCBX	with Box Flange, boxed	25

816ABSBG	1-1/2" S-Trap Black with Marvel, bagged	25
----------	---	----

817PVCBG	1-1/2" S-Trap PVC Weld Adapter, bagged	25
817PVCBX	Weld Adapter, boxed	25

818PVCBG	1-1/4" S-Trap White no adapter, bagged	25
818PVCBX	no adapter, boxed	25



811PVC

### Wall Bends

7-1/2" from center of the bend to end.

820PVC	1-1/4" Wall Bend White	25
--------	------------------------	----

812PVC	1-1/2" Wall Bend White	25
812ABS	Black	25
811PVC	PVC	25



810PVCBG

### J-Bends 1-1/2"

Includes nuts and poly washers.

810PVCBG	J-Bend White, bagged	25
810ABSBG	J-Bend Black, bagged	25



816PVCBG



806PVCBG

### Sink Traps

Solvent weld Sch 40 elbow. Includes nuts, poly washer and reducing washer.

806PVCBG	Sink Trap White with PVC Sch 40 Elbow, bagged	25
----------	---	----



805PVCBG

### Repair Traps

Slip joint outlet. Includes nuts, poly washer and reducing washer.

805PVCBG	Repair Trap White with PVC SJ Outlet, bagged	25
----------	--	----


## End Outlet Wastes Telescopic

Adjustable to 16" center to center. Universals include short tailpieces.


Item #	Description	Qty
TW500PVCBG	1-1/2" x 16" White Direct Connect, bagged	25
TW500PVCBX	boxed	25
TW500ABSBG	1-1/2" x 16" Black Direct Connect, bagged	25

TW510PVCBG	1-1/2" x 16" White Slip Joint, bagged	25
TW510PVCBX	boxed	25
TW510GPVCBG	with rubber washers, bagged	25
TW51021PVCBG	1-1/2" x 21" White Slip Joint, bagged	15
TW510ABSBG	1-1/2" x 16" Black Slip Joint, bagged	25
TW510ABSBX	boxed	25


TW510UPVCBG	1-1/2" x 16" White Universal, bagged	25
TW510UPVCBX	boxed	25
TW510UABSBG	1-1/2" x 16" Black Universal, bagged	25
TW510UABSBX	boxed	25



TW500PVCBG



TW510PVCBG



TW510UPVCBG

## End Outlet Wastes Economy


Non-telescopic. Universals include short tailpieces.

T530YPVCBG	1-1/2" x 16" White Direct Connect, bagged	25
T530YPVCBX	boxed	25
T530YABSBG	1-1/2" x 16" Black Direct Connect, bagged	25
T530YABSBX	boxed	25


T540YPVCBG	1-1/2" x 16" White Slip Joint, bagged	25
T540YPVCBX	boxed	25
T540Y21PVCBG	1-1/2" x 21" White Slip Joint, bagged	25
T540Y21PVCBX	boxed	25
T540Y21GPVCBX	with rubber washers, boxed	25

T540YABSBG	1-1/2" x 16" Black Slip Joint, bagged	25
------------	---------------------------------------	----

T540YUPVCBG	1-1/2" x 16" White Universal, bagged	25
T540YUPVCBX	boxed	25
T540YUABSBG	1-1/2" x 16" Black Universal, bagged	25




T530YPVCBG



T540YPVCBG



T540YUPVCBG




600PPVCBG

### Disposal Wastes Telescopic

Includes both 6" and 10" tailpieces and disposal connection washer. Tee has a baffle.

Item #	Description	Qty
600PPVCBG	Telescopic Disposal Waste White, bagged	25
600PPVCBX	boxed	25
600GPVCBG	with rubber washers, bagged	25
600PABSBG	Telescopic Disposal Waste Black, bagged	25
600PABSXB	boxed	25
600GABSBG	with rubber washers, bagged	25
60512PVCBG	Telescopic Disposal Waste White, bagged with 5/8" od condensation drain	15



603PPVCBG

### Disposal Wastes Economy

Includes both 6" and 10" tailpieces and disposal connection washer. Tee has a baffle.

603PPVCBG	Economy Disposal Waste White, bagged	25
603PPVCBX	boxed	15
603GPVCBG	with rubber washers, bagged	25
603PABSBG	Economy Disposal Waste Black, bagged	25



T500DS34PVCBG

### End Outlet Wastes with Dishwasher Branch

Adjustable up to 16" center to center. DC is direct connect, SJ is slip joint and Universal will work both ways and includes short flanges.

T500DS34PVCBG	1-1/2" x 16" White DC, 3/4" spout, bagged	15
T500DS34PVCBX	with 3/4" spout, boxed	15
T500DS12PVCBG	with 1/2" spout, bagged	15
T500DS12PVCBX	with 1/2" spout, boxed	15
T500DS34ABSBG	1-1/2" x 16" Black DC, 3/4" spout, bagged	15
T500DS12ABSBG	with 1/2" spout, bagged	15



T510DS34PVCBG

T510DS34PVCBG	1-1/2" x 16" White SJ, 3/4" spout, bagged	15
T510DS12PVCBG	with 1/2" spout, bagged	15
T510DS12PVCBX	with 1/2" spout, boxed	15
T510DS34ABSBG	1-1/2" x 16" Black SJ, 3/4" spout, bagged	15



T510DSU34PVCBG

T510DSU34PVCBG	1-1/2" x 16" White Univ. 3/4" spout, bagged	15
T510DSU34PVCBX	with 3/4" spout, box	15
T510DSU12PVCBG	with 1/2" spout, bagged	15
T510DSU12PVCBX	with 1/2" spout, box	15
T510DSU34ABSBG	1-1/2" x 16" Black Univ. 3/4" spout, bagged	15
T510DSU12ABSBG	with 1/2" spout, bagged	15

## Center Outlet Wastes

Universal wastes include short flanged tailpieces.

Item #	Description	Qty
TW515PVCBG	1-1/2" x 16" White Direct Connect, bagged	25
TW515PVCBX	boxed	25
TW515ABSBG	1-1/2" x 16" Black Direct Connect, bagged	25
TW515ABSXB	boxed	25

TW516PVCBG	1-1/2" x 16" White Slip Joint, bagged	25
TW516PVCBX	boxed	25
TW5161PVCBX	1-1/2" x 21" White Slip Joint, boxed	25
TW516ABSBG	1-1/2" x 16" Black Slip Joint, bagged	25
TW516ABSXB	boxed	25

TW516UPVCBG	1-1/2" x 16" White Universal, bagged	25
TW516UPVCBX	boxed	25
TW516UABSBG	1-1/2" x 16" Black Universal, bagged	25



TW515PVCBG



TW516PVCBG



TW516UPVCBG

## Waste Arms Direct Connect

Includes 1-1/2" flanged washer. 20" and longer arms are ABS or PVC material.

5011NPVC	Waste Arm, DC White 1-1/2" x 7"	25
5041YPVC	1-1/2" x 9-1/2"	25
5042PVC	1-1/2" x 11-1/2"	25
5044YPVC	1-1/2" x 15"	25

5011BB	Waste Arm, DC Black 1-1/2" x 7"	25
5041YABS	1-1/2" x 9-1/2"	25
5044YABS	1-1/2" x 15"	25

5045PVC	Waste Arm, DC PVC 1-1/2" x 20"	25
5046PVC	1-1/2" x 24"	25



5010WB

## Waste Arms Slip Joint

Includes 1-1/2" slip joint washer. 20" and longer arms are ABS or PVC material.

5111PVC	Waste Arm, SJ White 1-1/2" x 7"	25
5110PVC	1-1/2" x 8"	25
5131PVC	1-1/2" x 9-1/2"	25
5132PVC	1-1/2" x 11-1/2"	25
5134YPVC	1-1/2" x 15"	25
5135PVC	1-1/2" x 20" PVC	25
5136PVC	1-1/2" x 24" PVC	25

5111ABS	Waste Arm, SJ Black 1-1/2" x 7"	25
5110ABS	1-1/2" x 8"	25
5131YBB	1-1/2" x 9-1/2"	25
5134ABS	1-1/2" x 15"	25



5110PVC

## Plastic Baffle Tees

EO is end outlet. CO is center outlet. DC is direct connect, SJ is slip joint. Includes nuts and washers.

503YPVC	EO Tee DC White	25
503YABS	Black	25
512YPVC	EO Tee SJ White	25
512YABS	Black	25

515PVC	CO Tee SJ White	25
515ABS	Black	25



515PVC



512YPVC

## Slip Tees 3 Way

Includes nuts and both 1-1/2" and 1-1/4" reducing washers.

520YPVC	1-1/2" Tee White	25
520YABS	Black	25



520YPVC



## Slip Extensions

Includes both standard and reducing washers, where applicable.

Item #	Description	Qty
9164PVC	Slip Extension White 1-1/4" x 6"	25
9184PVC	1-1/4" x 12"	25



916PVC	Slip Extension White 1-1/2" x 6"	25
917PVC	1-1/2" x 8"	25
914PVC	1-1/2" x 10"	25
918PVC	1-1/2" x 12"	25
918GPVC	with rubber washers	25



916ABS	Slip Extension Black 1-1/2" x 6"	25
917ABS	1-1/2" x 8"	25
918ABS	1-1/2" x 12"	25

9194PVC	Dual Slip Extension White 1-1/4" x 16"	25
919PVC	1-1/2" x 16"	25
919GPVC	with rubber washers	25
9194ABS	Dual Slip Extension Black 1-1/4" x 16"	25
919ABS	1-1/2" x 16"	25

## Flanged Tailpieces

Bulk packaged in boxes. All tailpieces are available in both PVC and ABS on a special order basis.

Item #	Description	Qty
900PVC	Flanged Tailpiece White 1-1/2" x 4"	25
901PVC	1-1/2" x 6"	25
902PVC	1-1/2" x 8"	25
907PVC	1-1/2" x 10"	25
903PVC	1-1/2" x 12"	25
904PVC	Double Flanged Tlpc White 1-1/2" x 16"	25
905PVC	Short Tailpiece PVC 1-1/2" x 1-7/8"	25



900ABS	Flanged Tailpiece Black 1-1/2" x 4"	25
901ABS	1-1/2" x 6"	25
902ABS	1-1/2" x 8"	25
903ABS	1-1/2" x 12"	25
904ABS	Double Flange Tlpc Black 1-1/2" x 16"	25
905ABS	Short Tailpiece ABS 1-1/2" x 1-7/8"	25

## Solvent Weld Extensions

910PVC	PVC Extension 1-1/2" x 6"	25
911PVC	1-1/2" x 8"	25
912PVC	1-1/2" x 12"	25
913PVC	PVC Dual Weld Extension 1-1/2" x 16"	25



912ABS	ABS Extension 1-1/2" x 12"	25
--------	-------------------------------	----

## Branch Tailpieces

Branch tailpieces all 1-1/2" x 8".

DC is direct connect, SJ is slip joint and Universal will work both ways.

902DS34PVC	White DC Branch Tlpc with 3/4" spout	25
902DS12PVC	with 1/2" spout	25
902DS34ABS	Black DC Branch Tlpc with 3/4" spout	25
902DS12ABS	with 1/2" spout	25



917DS34PVC	White SJ Branch Tlpc with 3/4" spout	25
917DS12PVC	White SJ Branch Tlpc with 1/2" spout	25
917DS34ABS	Black SJ Branch Tlpc with 3/4" spout	25
917DS12ABS	with 1/2" spout	25



## Air Gaps

UPC approved.

8126	Dishwasher Air Gap with Chrome Cap	50
8127	with Top Hat Style CP Cap	50
8128	with CP Cap, LA Code Approved, Turquoise body	50



917U34PVC	White Universal Tlpc with 3/4" spout	25
917U12PVC	with 1/2" spout	25
917U34ABS	Black Universal Tlpc with 3/4" spout	25
917U12ABS	with 1/2" spout	25



## Slip Nuts

Item #	Description	Qty
201PVC	1-1/2" Deluxe Wing Nut White	100
201ABS	Black	100



201PVC



201NPVC

201NPVC	1-1/2" Economy Wing Nut, White	100
---------	--------------------------------	-----

201YPVC	1-1/2" Slip Nut, White	100
202PVC	1-1/4" Slip Nut, White	100
202ABS	Black	100



202PVC

## Slip Joint Couplings

1-1/2" includes nuts and washers.

Item #	Description	Qty
930PVC	Long Coupling White	25
935PVC	Close Coupling White	25
935ABS	Close Coupling Black	25



935PVC



930PVC

## Marvel Adapters

Includes nuts and washers.

850PVC	PVC Marvel Adapter	25
850ABS	ABS	25



850PVC

212	Red Test Cap Only	25
850WT	Adapter with red Cap	25



850WT

## Slip Elbows

Includes nuts and washers.

523PVC	1-1/2" 45° Slip Elbows White	25
523ABS	Black	25



523PVC

521YPVC	1-1/2" 90° Slip Elbows White	25
521YABS	Black	25



521YPVC

## Solvent Weld Adapters

860PVC	PVC Solvent Weld Adapter	25
--------	--------------------------	----



860PVC

## Box Flanges Plastic

Standard box flange measures 1-5/8" high x 2-7/8" od.

Deep box flange measures 2-1/4" high x 3-1/8" od.

880C14	1-1/4" Box Flange Chrome	12
880PVC	1-1/2" Deep Box Flange White	25
880ABS	Black	25



880PVC

## Washers

311B	1-1/4" x 1-1/4" Poly	100
301B	1-1/2" x 1-1/4" Poly	100
300B	1-1/2" x 1-1/2" Poly	100
308B	Tailpiece Washer Poly	100



300B



301B

300RXB	1-1/2" x 1-1/2" Rubber Washer	100
301YRB	1-1/2" x 1-1/4" Rubber Washer	100
34W251AB	Tailpiece Washer Cloth Inserted Rubber (1094I)	100
302B	Tailpiece Washer Rubber	100
1064	Tailpiece Washer Cloth Inserted	100
317BT	Bayonet Rubber Reducing Washer	25



308B



34W251AB



302B

303B	Disposal Connector	25
------	--------------------	----



317BT



303B

## Double Offsets

Includes both 1-1/2" and 1-1/4" reducing washers.

526PVC	1-1/2" PVC Dual Offset	25
526ABS	1-1/2" ABS Dual Offset	25



526PVC





837PVCBG


## Bayonet P-Traps

Patented Bayonet system is quick and easy. 1-1/2" traps include a Bayonet reducing bushing, Bayonet marvel adapter and O-rings.

Item #	Description	Qty
837PVCBG	Bayonet P-Trap White with PVC Bayonet Marvel, bagged	25
837PVCBX	boxed	25
837PVCBG1	with Bayonet ABS Marvel Adapter, bagged	25

837ABSBG	Bayonet P-Trap Black with ABS Bayonet Marvel, bagged	25
837ABSBX	boxed	25

837CHBG	Bayonet P-Trap CP with PVC Bayonet Marvel, bagged	25
---------	---	----



610PVCBG

## Bayonet Disposal Waste Kits

Bayonet disposal waste kit includes, 6" and 10" tailpieces, disposer connection washer and Bayonet nuts and O-rings. The waste arm is telescopic.

610PVCBG	Bayonet Disposal Waste Kit White, bagged	25
610PVCBX	boxed	25



91734PVCBT

## Bayonet Dishwasher Branch Tailpiece

1-1/2" x 8" with Bayonet slip joint connection.

91734PVCBT	Bayonet Dishwasher Branch Tailpiece White with 3/4" spout	25
------------	---	----



919PVCBT

## Bayonet Double Slip Extension

Includes Bayonet nuts and O-rings.

919PVCBT	1-1/2" x 16" Bayonet Double Slip Extension Tube White	25
919ABSBT	1-1/2" x 16" Bayonet Double Slip Extension Tube Black	25



317BT



208PVCBT

## Bayonet Components

KIT830WBT	Bayonet Kit, pair of nuts and O-rings White, bagged	25
208PVCBT	Bayonet Nut	25
317BT	Bayonet Rubber Reducer Bushing 1-1/2" x 1-1/4"	25
316PC	Bayonet O-rings, 25 per bag and 100 per box	100

