



Intel® Data Center Blocks (Intel® DCB) for Nutanix* Enterprise Cloud

Configuration Guide

Reference guide for ordering parts and accessories to configure a system based on Intel® Server Board S2600WF family or Intel® Compute Module HNS2600 family.

Rev 1.3

July 2019

<Blank page>

Document Revision History

Date	Revision	Changes
December 2018	1.0	Initial release.
December 2018	1.1	Corrected DIMM support information in Section 2.3.2, Table 1, and Table 2.
February 2019	1.2	Updated for the addition of Intel® DC P4610 SSD, Intel® Ethernet Network Adapter XXV710-DA2, and ConnectX-4 Lx EN with RoCE RDMA adapter
July 2019	1.3	Updated for the 2 nd Gen Intel® Xeon® Scalable processor family.

Disclaimers

Intel technologies' features and benefits depend on system configuration and may require enabled hardware, software, or service activation. Performance varies depending on system configuration. No computer system can be absolutely secure. Check with your system manufacturer or retailer or learn more at intel.com.

You may not use or facilitate the use of this document in connection with any infringement or other legal analysis concerning Intel products described herein. You agree to grant Intel a non-exclusive, royalty-free license to any patent claim thereafter drafted which includes subject matter disclosed herein.

No license (express or implied, by estoppel or otherwise) to any intellectual property rights is granted by this document.

The products described may contain design defects or errors known as errata which may cause the product to deviate from published specifications. Current characterized errata are available on request.

Intel disclaims all express and implied warranties, including without limitation, the implied warranties of merchantability, fitness for a particular purpose, and non-infringement, as well as any warranty arising from course of performance, course of dealing, or usage in trade.

Copies of documents which have an order number and are referenced in this document may be obtained by calling 1-800-548-4725 or by visiting www.intel.com/design/literature.htm.

Intel, the Intel logo, and Xeon are trademarks of Intel Corporation or its subsidiaries in the U.S. and/or other countries.

*Other names and brands may be claimed as the property of others.

© Intel Corporation

Table of Contents

1. Overview	6
1.1 Product Family Summary	6
2. System Configurations	7
2.1 System Based on Intel® Server Board S2600WF Family	7
2.2 System Based on Intel® Compute Module HNS2600BPB Family	10
2.3 Required Options	13
2.3.1 Processor Options	13
2.3.2 Memory Options.....	14
2.3.3 Storage Options.....	14
2.3.4 Networking Options.....	15
3. Optional Configuration Accessories and Upgrades	16
3.1 Rail Options	16
3.2 System Based on Intel® Server Board S2600WF Family Options.....	17
4. Spare and Replacement Parts	20
5. Extended Warranties	21
Appendix A. Additional Resources	22
A.1. System Based on Intel® Server Board S2600WF Family	22
A.2. System Based on Intel® Compute Module HNS2600BPB Family	22
Appendix B. Glossary	23

List of Figures

Figure 1. System based on Intel® Server Board S2600WF family feature set identification.....	8
Figure 2. Intel® Server Chassis H2224XXLR3 feature set identification.....	10
Figure 3. Intel® Compute Module HNS2600BPB24NU feature set identification	11

List of Tables

Table 1. Overview of Intel® DCB for Nutanix* Enterprise Cloud systems	6
Table 2. System based on Intel® Server Board 2600WF family	9
Table 3. System based on Intel® Compute Module HNS2600BP family	12
Table 4. Intel® DCB for Nutanix* Enterprise Cloud processor options	13
Table 5. Intel® Ethernet adapters	15
Table 6. Rail options	16
Table 7. System based on Intel® Server Board S2600WF family options.....	17
Table 8. Unique spare parts for Intel® DCB for Nutanix* Enterprise Cloud systems.....	20
Table 9. Extended warranties.....	21

1. Overview

Intel® Data Center Blocks (Intel® DCB) for Nutanix* Enterprise Cloud are single systems that include processors, server boards, chassis, power supply, storage, networking, and memory validated together to work with the Nutanix Enterprise Cloud operating system. Intel DCB systems are configurable to order with a multitude of hardware configurations certified by Nutanix to best fit current business needs.

1.1 Product Family Summary

Intel® DCB for Nutanix* Enterprise Cloud includes two configurable server platforms that support both 1st and 2nd Gen Intel® Xeon Scalable processors:

- System based on Intel® Server Board S2600WF family (single-node)
- System based on Intel® Compute Module HNS2600BP family (four-node)

Intel's 2U single-node system, based on the Intel® Server Board S2600WF, is architected for up to 24 high performance flash storage devices with balanced input and output operations. Greater throughput and lower latency allow for faster access to large datasets which is desirable for enterprise class workloads.

The advanced thermal design of Intel's 2U four-node system, based on the Intel Compute Module HNS2600BP, allows for high compute density including options for more powerful processors that deliver more performance in a 2U space and at a lower hardware cost compared to four separate 1U or 2U systems. This makes an Intel DCB based on the Intel Compute Module HNS2600BP an excellent choice for virtualized systems.

Table 1 provides an overview of the available systems and their key features. For additional order information and full product descriptions, refer to Chapter 2.

Table 1. Overview of Intel® DCB for Nutanix* Enterprise Cloud systems

Intel® DCB Platform	# of CPU sockets	Memory capacity range	# of 2.5" drive bays	# of nodes per server	Power supply type	Redundant cooling	Remote server management
S2600WF	2	184 GB to 1.5 TB	16 (upgradable to 24)	1	1300 W AC	Yes	Yes
HNS2600BP	2	128 GB to 768 GB	24	4	2130 W common redundant power supply (80 PLUS* Platinum)	Yes	Yes

2. System Configurations

Intel® DCB for Nutanix* Enterprise Cloud are L9 Integrated systems with fixed and flexible components. These systems are custom defined using Intel's configure-to-order (CTO) system with no fixed SKUs. The CTO tool is designed to take the risk out of component selection allowing only certified and compatible options. Get started with the CTO tool at <https://www.intel.com/content/www/us/en/products/docs/servers/data-center-blocks/configure-to-order.html>.

Note: The Intel DCB for Nutanix Enterprise Cloud systems do not include Nutanix Enterprise Cloud software. Contact a qualified Nutanix software provider for details on how to integrate the software.

Intel DCB for Nutanix Enterprise Cloud supports two system configurations; the two systems and their major components are listed below:

- System based on Intel® Server Board S2600WF family
 - Intel® Server System R2216WF0NU
- System based on Intel® Compute Module HNS2600BP family
 - Intel® Server Chassis H2224XXLR3
 - Intel® Compute Module HNS2600BPB24NU

The following sections provide the configuration details and options for each system.

2.1 System Based on Intel® Server Board S2600WF Family

The product table in this section provides order code information and detailed descriptions for the Intel Server System R2216WF0NU. Items identified by Intel Product Code (IPC) are orderable accessories or spares. The table identifies:

- Included components shipped with the server system.
- Required items which include hardware necessary to achieve basic functionality using the default system feature set.
- Optional accessories that include some of the accessories available to enhance the basic feature set of the server system. Find additional accessories in section 3.

To identify the feature set of the Intel® Server System R2216WF0NU, refer to Figure 1.

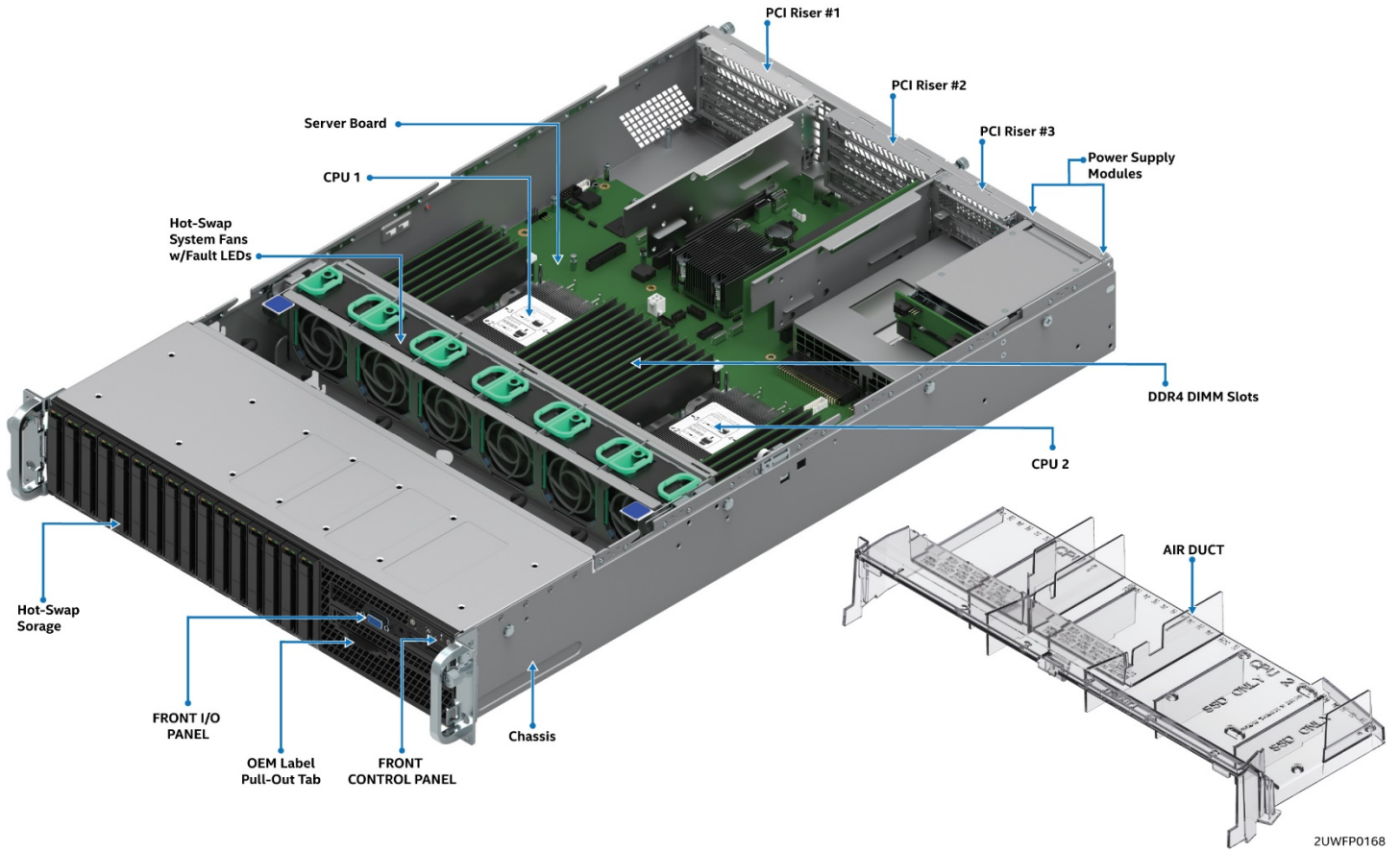



Figure 1. System based on Intel® Server Board S2600WF family feature set identification

Table 2. System based on Intel® Server Board 2600WF family

Intel® Server System R2216WF0NU	
	
Included	<ul style="list-style-type: none"> (1) – 2U chassis with Quick Reference Label affixed to top cover (1) – Intel® Server Board S2600WFO – iPC S2600WFO (2) – PCIe Riser card brackets. Includes: <ul style="list-style-type: none"> • (2) – 3-slot PCIe* riser cards – iPC A2UL8RISER2 • (1) – 2-slot low profile PCIe* riser card – iPC A2UX8X4RISER (16) – 2.5" hot-swap drive bays with drive carriers and drive blanks. Includes: <ul style="list-style-type: none"> • (1) – SAS/NVMe hot-swap backplane – iPC F2U8X25S3PHS • (16) – 2.5" hot-swap drive tool less carriers – iPC FXX25HSCAR3 (1) – Standard control panel assembly – iPC FXXFPANEL2 (3) – 730 mm mini SAS HD cable – iPC AXXCBL730HDHD (1) – 875 mm mini SAS HD cable – iPC AXXCBL875HDHD (1) – Intel® Storage Module RMSP3JD160J – iPC RMSP3JD160J (1) – SSD DC S3520 series (150 GB, M.2 80 mm SATA 6 Gb/s, 3D1, MLC) – iPC SSDSCKJB150G701 (1) – Intel® Remote Management Module – iPC AXRRMM4LITE (1) – Standard 2U air duct (6) – Hot swap system fans – iPC FR2UFAN60HSW (1) – 1300 W AC power supply module – iPC AXX1300TCRPS (2) – CPU heat sinks – iPC FXXCA78X108HS
Required items	<ul style="list-style-type: none"> • (1) or (2) Intel® Xeon® Scalable processors (see 2.3.1) • ECC DDR4 memory (see 2.3.2) <ul style="list-style-type: none"> ○ Up to (24) DIMMs for dual processors ○ Up to (12) DIMMs for a single processor • At least (2) SATA SSDs (see 2.3.3) • Intel® Ethernet adapter (choose one) <ul style="list-style-type: none"> ○ Intel Ethernet Converged Network Adapter X550-T2 – iPC X550T2 ○ Intel Ethernet Converged Network Adapter X710-DA2 – iPC X710DA2
Optional accessories	<ul style="list-style-type: none"> • Upgraded storage capacity (enables up to 8 additional SSDs). This upgrade is included as a “one click” option in the CTO tool that automatically adds the following components to the system: <ul style="list-style-type: none"> ○ (1) SAS/NVMe hot-swap backplane – iPC F2U8X25S3PH ○ (1) Intel® Storage Module RSP3QD160J – iPC RSP3QD160J ○ (1) Cable kit AXXCBL730HDHD – iPC AXXCBL730HDHD ○ (1) Rack handle kit A2UHANDLKIT – iPC A2UHANDLKIT • Kit of serial port DB9 adapters – iPC AXXRJ45DB93 • Trusted Platform Module (TPM) 2.0 – iPC AXXTPMENC8 or iPC AXXTPMCHNE8 (China) • Rail options (choose one) <ul style="list-style-type: none"> ○ 2U premium rail – iPC AXXSHRTRAIL ○ 2U premium rail and cable management arm – iPC AXXFULLRAIL, iPC AXXCMA2 ○ Enhanced value rail – iPC AXXELVRAIL ○ 2U 2 post brackets (hard mount) – iPC AXX2POSTBRCKT

2.2 System Based on Intel® Compute Module HNS2600BPB Family

The product table in this section provides order code information and detailed descriptions for the Intel Server Chassis H2224XXLR3 and Intel Compute Module HNS2600BPB24NU. Items identified by Intel Product Code (iPC) are orderable accessories or spares. The table identifies:

- Included components shipped with the server chassis.
- Included components shipped with each compute module. Four compute modules are required.
- Required items which include hardware necessary to achieve basic functionality using the default system feature set.
- Optional accessories that include some of the accessories available to enhance the basic feature set of the server system. Find additional accessories in section 3.

To identify the feature set of the Intel® Server Chassis H2224XXLR3, refer to Figure 2.

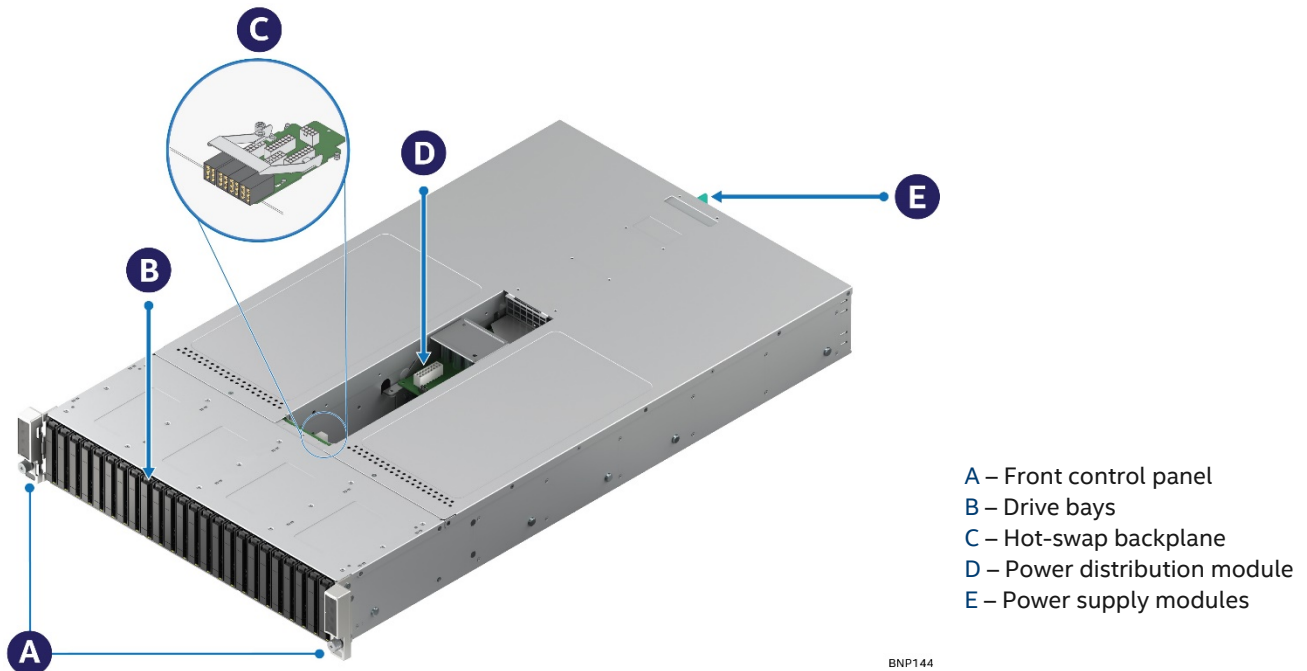
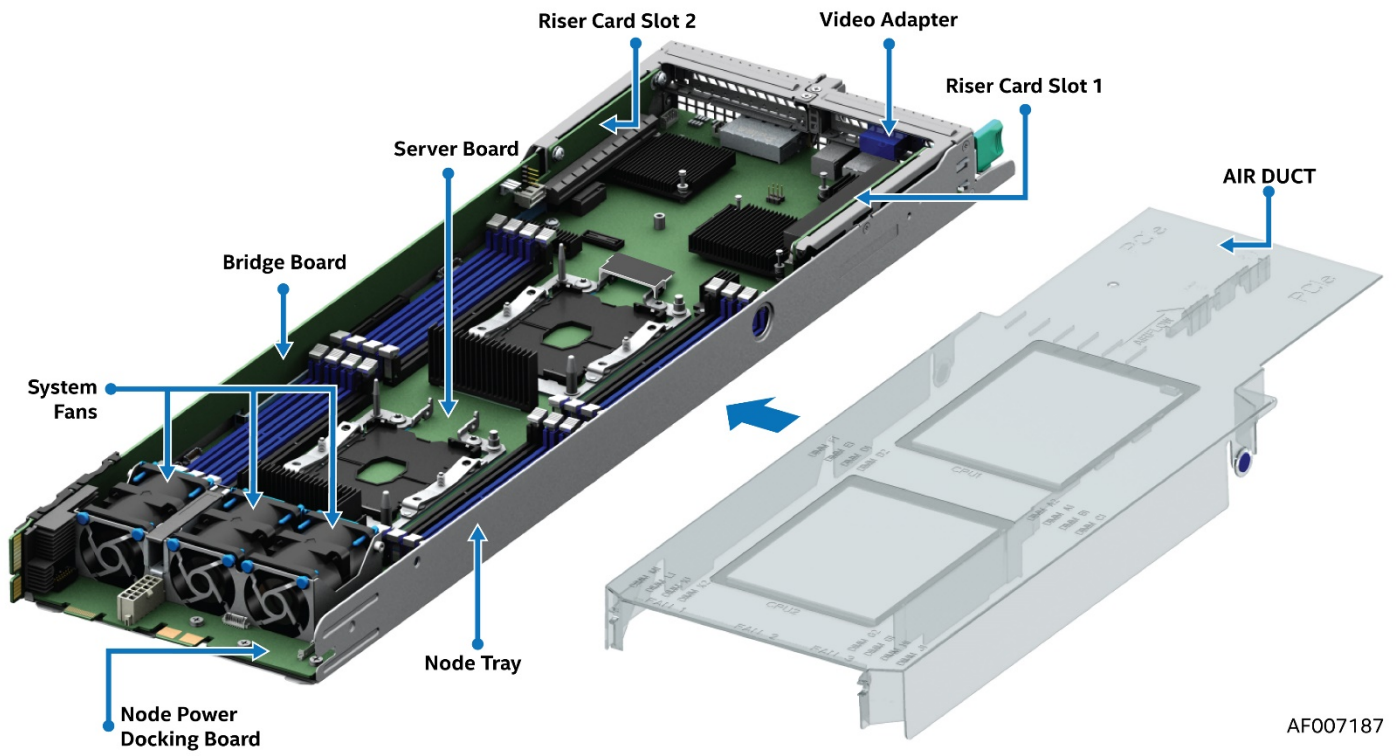


Figure 2. Intel® Server Chassis H2224XXLR3 feature set identification



To identify the feature set of the Intel® Compute Module HNS2600BPB24NU, refer to Figure 3.



AF007187

Figure 3. Intel® Compute Module HNS2600BPB24NU feature set identification

Table 3. System based on Intel® Compute Module HNS2600BP family

<p>Intel® Server Chassis H2224XXLR3</p>	
 <p style="text-align: right;">H2224XXLR3001</p>	
<p>Included with Intel® Server Chassis</p>	<ul style="list-style-type: none"> (1) – Standard control panel assembly – iPC FXXFPANEL2 (1) – 24 x 2.5" hot-swap drive bay. Includes: <ul style="list-style-type: none"> • (1) – 12 Gb SAS backplane – iPC HW24X25HS12G • (24) – 2.5" hot-swap drive tool less carriers – iPC FXX25HSCAR3 (2) – 2130 W common redundant power supply (80 PLUS* Platinum) – iPC FXX2130PCRPS (1) – Power distribution board – iPC FXXCRPSPDB2 (1) – Power interposer board – iPC FXXCRPSPIB (1) – Enhanced value rail – iPC AXXELVRAIL
<p>Intel® Compute Module HNS2600BPB24NU – (4) required per chassis</p>	
	
<p>Included with Intel® Compute Module</p>	<ul style="list-style-type: none"> (1) – Intel® Server Board S2600BPB – iPC S2600BPB <ul style="list-style-type: none"> • Includes (2) integrated 10 GbE RJ-45 connectors based on Intel® Ethernet Adapter X550 (1) – Power docking board – iPC PHWBPNPB24 (1) – Front 1U passive heat sink – iPC FXX2678X108HS (1) – Rear 1U passive heat sink – iPC FXXCA78X108HS (3) – 40 x 56 mm dual rotor fan – iPC FXX4056DRFAN2 (1) – Slot 1 PCIe* x16 riser card for low-profile PCIe card – iPC AHW1URISER1 (1) – Slot 2 PCIe x16 riser card for low-profile PCIe card and M.2 device – iPC AHW1UM2RISER2 (1) – External VGA cable bracket – iPC AXXBPVIDCBL (1) – 6-port SAS 12 Gb/s (NVMe*) bridge board – iPC AHWBPBGB24 (1) – SSD DC S3520 series (150 GB, M.2 80 mm SATA 6 Gb/s, 3D1, MLC) – iPC SSDSCKJB150G701 (1) – M.2 add-in card (AIC)– iPC ABPM2A2T1P (1) – M.2 AIC cable – iPC AXXCBL135HD7S (1) – Intel® Remote Management Module – iPC AXXRMM4LITE (1) – Standard 2U air duct (1) – 1U node tray
<p>Required items</p>	<ul style="list-style-type: none"> • (2) 1st or 2nd Gen Intel® Xeon® Scalable processors (see 2.3.1) • Up to (12) ECC DDR4 DIMMs (see 2.3.2) • Up to (24) SATA SSDs (see 2.3.3)
<p>Optional accessories</p>	<ul style="list-style-type: none"> • 2U premium rail – iPC AXXFULLRAIL • Intel® Ethernet adapter <ul style="list-style-type: none"> ○ Intel Ethernet Converged Network Adapter X550-T2 – iPC X550T2 ○ Intel Ethernet Converged Network Adapter X710-DA2 – iPC X710DA2

2.3 Required Options

2.3.1 Processor Options

Intel DCB for Nutanix* Enterprise Cloud supports Intel® Xeon® Scalable processors. The system based on Intel Server Board 2600WF family supports single or dual processors. The system based on Intel Compute Module HNS2600BP family supports dual processors only. For dual processor systems, the processors must be identical. Table 4 lists the set of compatible processors that Intel recommends for each system. Contact Intel Sales for details on processor SKUs not listed in the table below.

Table 4. Intel® DCB for Nutanix* Enterprise Cloud processor options

Processor	System based on Intel® Server Board 2600WF family	System based on Intel® Compute Module HNS2600BP family
Intel® Xeon® Silver 4108 Processor (11M Cache, 1.8 GHz)	✓	✓
Intel® Xeon® Silver 4110 Processor (11M Cache, 2.1 GHz)	✓	✓
Intel® Xeon® Silver 4114 Processor (13.75M Cache, 2.2 GHz)	✓	✓
Intel® Xeon® Silver 4116 Processor (16.5M Cache, 2.1 GHz)	✓	✓
Intel® Xeon® Silver 4208 Processor (11M Cache, 2.1 GHz)	✓	✓
Intel® Xeon® Silver 4210 Processor (13.75M Cache, 2.2 GHz)	✓	✓
Intel® Xeon® Silver 4214 Processor (16.5M Cache, 2.2 GHz)	✓	✓
Intel® Xeon® Silver 4216 Processor (22M Cache, 2.1 GHz)	✓	✓
Intel® Xeon® Gold 5117 Processor (19.25M Cache, 2.0 GHz)	✓	✓
Intel® Xeon® Gold 5118 Processor (16.5M Cache, 2.3 GHz)	✓	✓
Intel® Xeon® Gold 5120 Processor (19.25M Cache, 2.2 GHz)	✓	✓
Intel® Xeon® Gold 5122 Processor (16.5M Cache, 3.6 GHz)	✓	✓
Intel® Xeon® Gold 5218 Processor (22M Cache, 2.3 GHz)		
Intel® Xeon® Gold 6126 Processor (19.25M Cache, 2.6 GHz)	✓	✓
Intel® Xeon® Gold 6130 Processor (22M Cache, 2.1 GHz)	✓	✓
Intel® Xeon® Gold 6138 Processor (27.5M Cache, 2.0 GHz)	✓	✓
Intel® Xeon® Gold 6140 Processor (24.75M Cache, 2.3 GHz)	✓	✓
Intel® Xeon® Gold 6148 Processor (27.5M Cache, 2.4 GHz)	✓	
Intel® Xeon® Gold 6152 Processor (30.25M Cache, 2.1 GHz)	✓	✓
Intel® Xeon® Gold 6230 Processor (27.5M Cache, 2.1 GHz)	✓	✓
Intel® Xeon® Gold 6238 Processor (30.25M Cache, 2.1 GHz)	✓	✓
Intel® Xeon® Gold 6240 Processor (24.75M Cache, 2.6 GHz)	✓	✓ ¹
Intel® Xeon® Gold 6252 Processor (35.75M Cache, 2.1 GHz)	✓	✓ ¹
Intel® Xeon® Platinum 8153 Processor (22M Cache, 2.0 GHz)	✓	✓
Intel® Xeon® Platinum 8160 Processor (33M Cache, 2.1 GHz)	✓	
Intel® Xeon® Platinum 8164 Processor (35.75M Cache, 2.0 GHz)	✓	
Intel® Xeon® Platinum 8170 Processor (35.75M Cache, 2.1 GHz)	✓	
Intel® Xeon® Platinum 8176 Processor (38.5M Cache, 2.1 GHz)	✓	
Intel® Xeon® Platinum 8268 Processor (35.75M Cache, 2.9 GHz)	✓ ¹	
Intel® Xeon® Platinum 8270 Processor (35.75M Cache, 2.7 GHz)	✓ ¹	
Intel® Xeon® Platinum 8276 Processor (38.5M Cache, 2.2 GHz)	✓	
Intel® Xeon® Platinum 8280 Processor (38.5M Cache, 2.7 GHz)	✓ ¹	

¹ Processor is high TDP and requires a unique system configuration. Contact Intel Sales for details.

2.3.2 Memory Options

The system based on Intel Server Board 2600WF family supports up to 24 DIMMs (12 DIMMs per processor). The system based on Intel Compute Module HNS2600BP family supports up to 12 DIMMs per node. All DIMMs in a system must be identical. The following memory options are available for both systems:

- 16GB (1x16GB) RDIMM, DDR4, 2 Rank, 2666MHz
- 32GB (1x32GB) RDIMM, DDR4, 2 Rank, 2666MHz
- 64GB (1X64GB) LRDIMM, DDR4, 4 Rank, 2666MHz

For Nutanix certification purposes, only memory populations of 100% or 50% are allowed (i.e. 12 or 24 DIMMs with Intel Server Board S2600WF; 6 or 12 DIMMs per node with Intel Compute Module HNS3600BP).

2.3.3 Storage Options

The system based on Intel Server Board 2600WF family supports up to 16 drive devices in the default configuration with an optional upgrade to support up to eight additional devices for a total of 24. The system based on Intel Compute Module HNS2600BP family supports up to 24 drive devices or six per node.

Storage can be populated in two tiers as listed below. A minimum of two SSDs are required.

Meta data tier:

- SSD DC P4610 Series (3.2 TB, 2.5" PCIe 3.1 x4, 3D2, TLC)
- SSD DC P4610 Series (1.6 TB, 2.5" PCIe 3.1 x4, 3D2, TLC)
- SSD D3-S4510 Series (3.84 TB, 2.5" SATA 6Gb/s, 3D2, TLC)
- SSD D3-S4610 Series (960 GB, 2.5" SATA 6Gb/s, 3D2, TLC)
- SSD D3-S4610 Series (1.92 TB, 2.5" SATA 6Gb/s, 3D2, TLC)

Storage tier:




- SSD D3-S4510 Series (3.84 TB, 2.5" SATA 6Gb/s, 3D2, TLC)
- SSD D3-S4610 Series (960 GB, 2.5" SATA 6Gb/s, 3D2, TLC)
- SSD D3-S4610 Series (1.92 TB, 2.5" SATA 6Gb/s, 3D2, TLC)
- Seagate Enterprise Capacity 2.5" HDD ST2000NX0433 - hard drive - 2 TB – SAS

2.3.4 Networking Options

An Intel® Ethernet adapter is required for systems based on Intel Server Board S2600WF. Choose one of three available Intel® Ethernet adapters described in Table 5.

An Intel Ethernet adapter is an optional accessory for systems based on Intel Compute Module HNS2600BP.

Table 5. Intel® Ethernet adapters

Product Image	Details	Description
	<p>Intel® Ethernet Converged Network Adapter X550-T2</p> <p>iPC X550T2 MM# 940128</p>	Dual-port Ethernet adapter 10 GbE/5 GbE/2.5 GbE/1 GbE/100 Mb
	<p>Intel® Ethernet Converged Network Adapter X710-DA2</p> <p>iPC X710DA2 MM# 933206</p>	Dual-port Ethernet adapter 10/1 GbE
	<p>Intel® Ethernet Network Adapter XXV710-DA2</p> <p>iPC FTXXV710-AM2 MM# 954103</p>	Dual-port Ethernet adapter 25/10/1 GbE





For RoCE-based RDMA storage networks, a Mellanox* MCX4121A-XCAT ConnectX-4 Lx EN adapter can be installed by a system integrator under Nutanix certification criteria. If a Mellanox adapter is used in RDMA mode, the use of a non-RDMA mode Ethernet adapter is also required to allow for standard server/virtual machine network communications.


3. Optional Configuration Accessories and Upgrades

3.1 Rail Options

CAUTION: Exceeding the rail kit's specified maximum weight limit or misalignment of the server in the rack may result in failure of the rack rails and damage to the systems or personal injury. Using two people or the use of a mechanical assist tool to install and align the server into the rack is highly recommended.

Table 6. Rail options



Product Image	Details	Description
	<p>Premium Rail AXXFULLRAIL</p> <p>iPC AXXFULLRAIL MM# 939209 UPC 735858291989 EAN 5032037070546 MOQ 1</p>	<p>2U premium quality rails with cable management arm (CMA) support.</p> <ul style="list-style-type: none"> • Travel distance of 800 mm • Adjustment within 594.8mm~813 mm to fit difference depth rack • Full extension from rack • Tool less installation
	<p>Cable Management Arm AXXCMA2</p> <p>iPC AXXCMA2 MM# 939211 UPC 735858292009 EAN 5032037070560 MOQ 1</p>	<p>Cable management arm compatible with AXXFULLRAIL.</p> <p><i>System based on Intel Server Board S2600WF family only.</i></p>
	<p>Premium Rail AXXSHRTRAIL</p> <p>iPC AXXSHRTRAIL MM# 939210 UPC 735858291996 EAN 5032037070553 MOQ 1</p>	<p>2U premium quality rails with no CMA support.</p> <ul style="list-style-type: none"> • Travel distance of 788 mm • Adjustment within 594.8mm ~ 813 mm to fit difference depth rack • Bracket adjustment from 594.8 mm to 813 mm • Full extension from rack • Supports up to 45 kg <p><i>System based on Intel Server Board S2600WF family only.</i></p>
	<p>Enhanced Value Rail AXXELVRAIL</p> <p>iPC AXXELVRAIL MM# 920970 UPC 735858244367 EAN 5032037038980 MOQ 1</p>	<p>Enhanced value rail kit with no CMA support.</p> <ul style="list-style-type: none"> • Maximum travel length of 424.2 mm • Adjustment within 609.6 mm ~ 765 mm to fit difference depth rack • 2/3 extension from rack • Supports up to 59 kg • Tool less chassis attach <p><i>System based on Intel Server Board S2600WF family only.</i></p>






Product Image	Details	Description
	<p>2-Post Brackets AXX2POSTBRCKT</p> <p>iPC AXX2POSTBRCKT MM# 918808 UPC 735858245319 EAN 5032037039833 MOQ 1</p>	<p>Fixed mounting brackets for center mount on two-post racks. Tools are required to attach components to the rack.</p> <p><i>System based on Intel Server Board S2600WF family only.</i></p>



3.2 System Based on Intel® Server Board S2600WF Family Options

Additional options are available for the system based on Intel® Server Board S2600WF family.

Table 7. System based on Intel® Server Board S2600WF family options

Product Image	Details	Description
	<p>2U Hot-Swap 8x2.5" SAS/NVMe* Combo Drive Bay Kit A2U8X25S3PHS</p> <p>iPC A2U8X25S3PHS MM# 955858 UPC 735858344852 EAN 5032037105569 MOQ 1</p>	<p>Kit includes:</p> <ul style="list-style-type: none"> (1) – drive bay assembly module (1) – 8x2.5 SAS/NVMe combo backplane (8) – 2.5" drive carriers and drive blanks (1) – 75 mm 6pin – 6pin I2C jumper cable (1) – 75 mm 5pin-6pin I2C jumper cable <p>Required (sold separately):</p> <ul style="list-style-type: none"> (1) – RAID storage adapter RSP3QD160J (2) – Cable kit AXXCBL730HDHD (1) – Rack handle A2UHANDLKIT
	<p>Intel® Storage Adapter RSP3QD160J</p> <p>iPC RSP3QD160J MM# 954491</p>	<p>Low-profile, half-length MD2 PCIe* add-in card for use with 2U hot-swap 8x2.5" SAS/NVMe* combo drive bay kit A2U8X25S3PHS.</p> <p>Note: In the Intel® Configurator Tool, this is automatically populated when the option for eight (8) additional storage devices is selected.</p>

Product Image	Details	Description
	<p>4-Port PCIe Gen3 x8 Switch AIC AXXP3SWX08040</p> <p>iPC AXXP3SWX08040 MM# 958241</p>	<p>SB X8 4-port switch add-in card allowing four (4) additional PCIe* SSD drives within the system.</p> <p>Note: In the Intel® Configurator Tool, this switch is automatically populated within Intel® Server Board S2600WF-based systems if more than two (2) NVMe* SSD are used.</p>
	<p>Cable Kit AXXCBL730HDHD</p> <p>iPC AXXCBL730HDHD MM# 936178 UPC 735858284745 EAN 5032037065030 MOQ 1</p>	<p>Required by 2U Hot-Swap 8x2.5" SAS/NVMe* Combo Drive Bay Kit A2U8X25S3PHS. Includes: (2) – 730 mm cables with straight SFF8643 to straight SFF8643 connectors.</p>
	<p>Rack Handle Kit A2UHANDLKIT</p> <p>iPC A2UHANDLKIT MM# 936038 UPC 735858288866 EAN 5032037068147 MOQ 1</p>	<p>Set of storage rack handles with control panel and USB support. Required by 2U Hot-Swap 8x2.5" SAS/NVMe* Combo Drive Bay Kit A2U8X25S3PHS. These storage rack handles replace the included standard chassis rack handles.</p> <p>Note: Kit includes two additional types of replacement handles that are not used.</p>
 	<p>Serial Port Cable Kit AXXRJ45DB93</p> <p>iPC AXXRJ45DB93 MM# 920430 UPC 735858242820 EAN 5032037037525 MOQ 1</p> <p>Trusted Platform Module (TPM) 2.0 AXXTPMENC8</p> <p>iPC AXXTPMENC8 MM# 955867 UPC 735858291989 EAN 5032037070546 MOQ 1</p>	<p>This kit provides serial port cables for use with systems that include a back panel cut out to support a DB9 Serial 'B' port as routed from the server board and for systems that include an external RJ45 Serial 'A' port that need to convert the connector to a DB9 style connector. Kit includes: (1) – 1040 mm internal serial 'B' port cable (onboard DH10 header) to external mount DB9 (1) – 520 mm internal serial 'B' port cable (onboard DH10 header) to external mount DB9 (1) – 100 mm DCD RJ45 to DB9 dongle (1) – 100 mm DSR RJ45 to DB9 dongle</p> <p>A TPM is a hardware-based security device that addresses the growing concern on boot process integrity and offers better data protection. TPM protects the system start-up process by ensuring it is tamper-free before releasing system control to the operating system. A TPM device provides secured storage to store data, such as security keys and passwords. In addition, a TPM device has encryption and hash functions.</p>

Product Image	Details	Description
	<p>Trusted Platform Module (TPM) 2.0 AXXTPMCHNE8</p> <p>iPC AXXTPMCHNE8 MM# 960608 UPC 735858347341 EAN 5032037107068 MOQ 1</p>	<p>TPM 2.0 for use in China</p>
	<p>AXX1300TCRPS</p> <p>iPC AXX1300TCRPS MM# 956542 UPC 735858345705 EAN 5032037106191 MOQ 1</p>	<p>1300W AC CRPS 80 PLUS* Titanium efficiency power supply module. Power cord sold separately.</p>

4. Spare and Replacement Parts


The following table lists the spare parts that are unique to Intel® DCB for Nutanix* Enterprise Cloud systems. For other spare and replacement parts, refer to the respective system configuration guides listed in Appendix A.

Table 8. Unique spare parts for Intel® DCB for Nutanix* Enterprise Cloud systems

Details	Description
M.2 Add-In Card (AIC) iPC ABPM2A2T1P	M.2 Adapter Add-In_Card (AIC) allows for installation of two M.2 SATA SSDs and one M.2 PCI SSD (or M.2 NVMe* SSD) using a PCIe* adapter card slot. Designed to accommodate M2 in 42, 60 or 80 mm length.
M.2 AIC Cable iPC AXXCBL135HD7S	Cable to allow for connecting the 7-pin SATA ports of the M.2 AIC to the HD mini-SAS (8643) connector of Intel® Compute Module HNS2600BP.

5. Extended Warranties

Table 9. Extended warranties

Product Image	Details	Description
 <p>The screenshot shows the 'Intel Server Component Extended Warranty Key' document. It includes the Intel logo, a title, and a list of instructions to enable the warranty. The key details are: iPC: SVCEWHWSY, MM#: 923113, and MOQ: 1. The expiration is listed as 30 Days. The product type is Warranty.</p>	<p>Server System Extended Warranty</p> <p>iPC SVCEWHWSY MM# 923113 MOQ 1</p> <p>Product type Warranty</p>	<p>Extended warranty for complete server systems.</p>

Appendix A. Additional Resources

For additional information on Intel® DCB and Nutanix*, refer to the following resources.

- [Intel® Data Center Block support page](#)
- [Intel® Server Configurator Tool](#)
- [Nutanix Intel partner site](#)

A.1. System Based on Intel® Server Board S2600WF Family

For additional information about this family of products and its supported accessories, refer to the following resources.

- [Intel® Server Board S2600WF Family Technical Product Specification](#)
- [Intel® Server Board S2600WF Family Configuration Guide](#)
- [Intel® Server Board S2600WF Family Integration and Service Guide](#)

A.2. System Based on Intel® Compute Module HNS2600BPB Family

For additional information about this family of products and its supported accessories, refer to the following resources.

- [Intel® Compute Module HNS2600BP Family Technical Product Specification](#)
- [Intel® Server S2600BP Product Family Configuration Guide](#)
- [Intel® Compute Module HNS2600BP Family Integration and Service Guide](#)

Appendix B. Glossary

Term	Definition
AIC	Add-In Card
CMA	Cable Management Arm
CTO	Configure-to-Order
Intel® DCB	Intel® Data Center Blocks
EAN	International Article Number (barcode)
FRU	Field Replaceable Unit
iPC	Intel Product Code
MM#	Master Material order number
MOQ	Minimum Order Quantity
NVMe*	NVM Express (Non-Volatile Memory Host Controller Interface Specification (NVMeHCI))
PCIe*	PCI Express*
RAID	Redundant Array of Independent Drives
Intel® RMM4 Lite	Intel® Remote Management Module 4 Lite
ROC	RAID on Chip
ROHS	Restriction of Hazardous Substance Directive
SAS	Serial Attached SCSI
SATA	Serial ATA
TPM	Trusted Platform Module
UPC	Universal Product Code (barcode)