

System luminaires 2015/2016



General information

With the release of this catalogue all prior issued system-luminaire catalogues lose their validity. All products included in this release may vary, depending on technical or formal modifications we incorporate to improve the product performance or adapt the product to reflect changes on legal requirements. Updated data are available on request.

We deliver all LED luminaires with LEDs. Fluorescent lamps 4W, 6W and 8W lamps are included in our respective luminaires too. Lamps for luminaires with other wattages are not included.

Industrial and intellectual property rights are valid for most of our products.

Up to date product information is available on www.inotec-licht.de

INOTEC exit- and safety- luminaires are available in 4 different versions. To identify the different functionality connected to a system the following symbols are used:

J/SV

For connection to INOTEC central- or low- power battery systems acc. to VDE0108 and EN50171

EMC protection acc. to EN55015

230VAC $\pm 10\%$ / 220VDC $\pm 20\%$

Incl. addressable LED- supply unit for INOTEC individual lamp monitoring and JOKER- technology LEDs dimmable in mains operation

or

Incl. addressable high frequency ballast for INOTEC individual lamp monitoring and Joker-technology

SKÜ

For connection to central- or low- power battery systems with circuit monitoring acc. to VDE0108 and EN50171

EMC protection acc. to EN55015

230VAC $\pm 10\%$ / 220VDC $\pm 20\%$

Incl. LED supply unit

or

Incl. INOTEC high frequency ballast

NE/SV

For connection to generator NEA- systems acc. to VDE0108 and EN50171

EMC protection acc. to EN55015

230VAC $\pm 10\%$

Incl. addressable LED- supply unit for INOTEC individual lamp monitoring, LEDs dimmable in mains operation.

or

Incl. addressable high frequency ballast for INOTEC individual lamp monitoring

24V

For the connection to INOTEC 24V -systems, -24V BUS-substations and -24V circuits to VDE0108 and EN50171

EMC protection acc. to EN55015

24VDC $\pm 20\%$

Incl. addressed (factory-set) LED- supply unit for INOTEC individual lamp monitoring

© Copyright: INOTEC Sicherheitstechnik GmbH, Ense Publications and copies, even partial, only with manufacturers permission.

Subject to technical changes.

Due to component tolerances measured values may vary!

INOTEC Sicherheitstechnik GmbH

Innovative emergency lighting technology



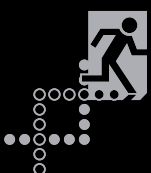
INOTEC Sicherheitstechnik GmbH is an innovative medium-sized company located in the Westphalian Ense Höingen with its own development, design, production and national and international sales department.

A dynamic team with engaged and competent staff provides reliable advice on all questions about products, planning, service and regulations.

INOTEC Sicherheitstechnik GmbH evolved in 1995 since its establishment to a globally active company with over 230 employees. More jobs were created in the numerous partners across Europe and Middle East.

The production and office facilities at the German headquarters have grown to around 14,000m².

INOTEC Sicherheitstechnik GmbH is one of the leading manufacturers of emergency- and safety- lighting. Modern, innovative and high-quality products "Made in Germany" set new global standards, such as decentralized emergency lighting systems CLS 24, Central battery systems with JOKER technology and the dynamic escape route guidance system D.E.R. .



Contents



SNP 1023.1



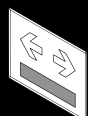
SNP 1018.2



SNP 7168.1 UP



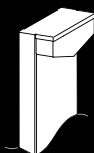
SNP 7166.1 UP



FS 3100



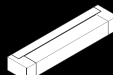
FS 1100



SN 6307



SN 6206-11



SN 6205



SN(P) 2004.1



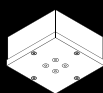
SN 6204.2



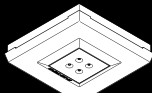
FS 804.1



SN 804.1



SN 8001



SN 2040.1



SN 8040



SN 8127-11



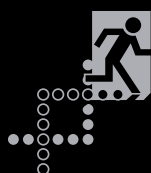
SN 8124.1



SN 8141.1



SN 9024



Regulations and standards
 Joker technology
 INOTEC LED technology



Straight-Line
 Meeting the highest demands

FL 1530 SNP 1530 SNP 1520

Edge lights
 Highlighting modern internal architecture

SNP 1016.2 SNP 1118 SNP 1116 SNP 1216 SNP 1214

Aluminium luminaires
 The all-rounder

SNP 7183/7283 FL 7188/7288 SNP 7188/7288 SNP 7186/7286 SNP 7184/7284

Four-sided exit luminaires
 Emergency exit luminaires with four-sided light output

SNP 7463 SNP 7460

Wall and step luminaires
 Safety and orientation luminaires

SN 6203.1 SN 6124 SN 6114 SN 6110 SN 6109

Stainless steel luminaires
 Robust luminaires with a high protection rating

FL 828 FL 808 SN 828 SNP 808 SNP 818

Downlights
 Powerful and variable

SN 9107-11 SN 9127-11 SN 9124.1 SN 9104.1 SN 9100

Ball- and impact resistant luminaires
 Ideal for use in sports facilities

SN 8030 SNP 8030

Moulded plastic luminaires
 Universal emergency exit and safety luminaires

SNP 1006 SN 2130 SN 2100 SNP 2230 SNP 2130

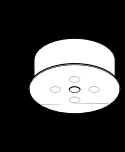
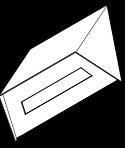
Segmental luminaires
 Versatile D.E.R. luminaires

FL 5105 FL 5103 FL 5101

EX luminaires
 Explosion-proof emergency exit and safety luminaires

EX 7000 EX 7100

Special colours
 Contacts
 Luminaire categories



Regulations and Standards

What you need to know about emergency luminaires and exit signs

The following pages list the regulations and standards that apply to safety and emergency exit luminaires. These can be divided into lighting and electrical standards.



Lighting standards

EN 1838, prEN 1838	Lighting applications. Emergency lighting (07/99 + 05/11)
DIN 4844-1 / ISO3864	Graphical symbols - Safety colours and safety signs (06/12)
DIN 4844-2	Graphical symbols - Safety colours and safety signs (12/12)
DIN 4844-3	Graphical symbols - Safety colours and safety signs (09/03)
ASR A1.3	Health and safety signs (02/13)
ISO 7010	Graphical symbols - Safety colours and safety signs

Electrical standards

EN 60598-1	Luminaires – Part 1: General requirements and tests (09/09)
EN 60598-2-22	Luminaires – Part 2-22: Particular requirements – Luminaires for emergency lighting (10/08)
DIN EN 55015	Limits and methods of measurement of radio disturbance characteristics of electrical lighting and similar equipment (11/09)

Lighting requirements for escape-routes according to EN 1838 10/2013

When the emergency lighting is in operation, the luminance of the safety colour must be at least 2 cd/m^2 at every point of the sign.

The colours must meet the requirements of ISO 3864.

A lamp's colour-rendering index, Ra, must be equal to at least 40.

The ratio of the luminance L_{contrast} to the luminance L_{safety} colour must be no less than 5:1 and no more than 15:1.

The ratio of the maximum luminance to the minimum luminance must not exceed 10:1 either within the white surface or within the safety colour.

Safety and exit sign luminaires have to be illuminated or by an internal or external illuminant. Fluorescent signs aren't allowed.

The light requirements of the standard are minimum values that also have to be achieved at the end of life of every component.

The planning of emergency light must be based on the worst environmental conditions for the entire expected lifetime (e.g. highest glare, minimum luminous flux (self-contained luminaires, light output reduced ballasts)).

For direct illuminating luminaires only the direct light has to be considered. Reflected light of surrounding walls must be neglected.

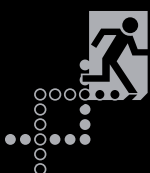
For indirect illuminating luminaires and ceiling floodlight, always working with a reflecting surface, only the first reflection must be considered.

If possible safety signs shouldn't be mounted higher than 20° above the horizontal viewing line with respect to the maximum viewing distance.

Example: Viewing person 2m tall

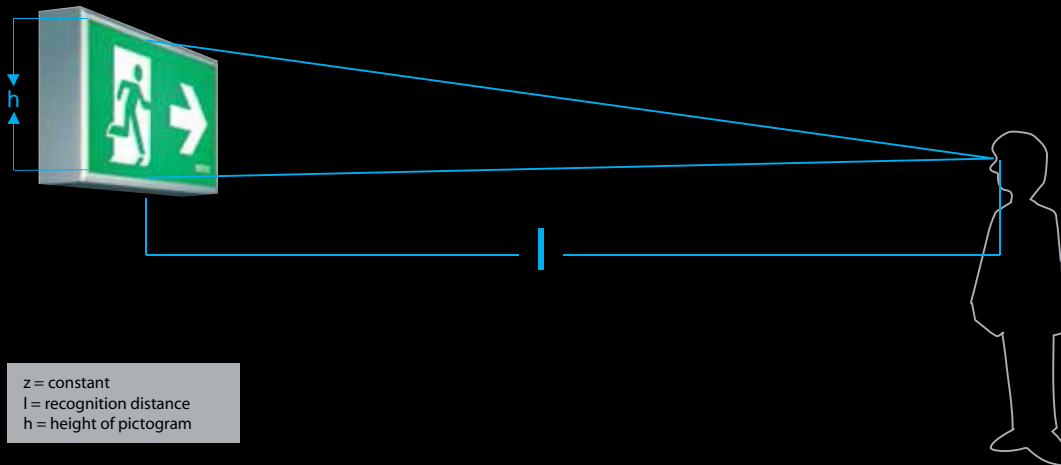
EW 20m $\rightarrow h_{\text{max}} = 9.2\text{m}$

EW 35m $\rightarrow h_{\text{max}} = 14.7\text{m}$





Viewing distance according to EN 1838 10/2013 and DIN 4844-1 06/2012



Calculation formula: $l = z \cdot h$

$z = 100$ - for illuminated signs, but only when the illuminance on the surface of the sign is $E \geq 50lx$.

$z = 200$ - for backlit signs (pictogram luminaires), but only when the luminance is $L \geq 500cd/m^2$ in mains operation.

Rule of thumb:

Pictogram signs need to be twice as large as pictogram luminaires at the same recognition distance.

Note:

With the luminance $L=500 cd/m^2$ given above, the pictogram should be sufficiently recognisable in bright surroundings. In order to avoid glare effects, the luminance needs to be reduced in dark surroundings, for instance by the use of INOTEC pictogram luminaires with adjustable light output in monitored LED technology.

Emergency signs according to ISO 7010 10/2012 and ASR A1.3 of 02/13

Examples



The arrows may only be used in conjunction with an additional exit pictogram and vice-versa.

The arrows may be rotated in 45° increments.

In combination signs, the light edges between the pictograms may be omitted.

New or old pictograms?

Permitted pictograms:

Until October 2012



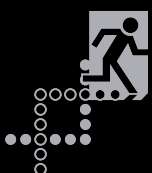
Actual



- Hands and feet rounded
- Arrow more compact

The previous pictograms remain clearly in their meaning. They correspond to the design basics of DIN4844-1 and ISO3864-1 06/2012. Thus these can still be used.

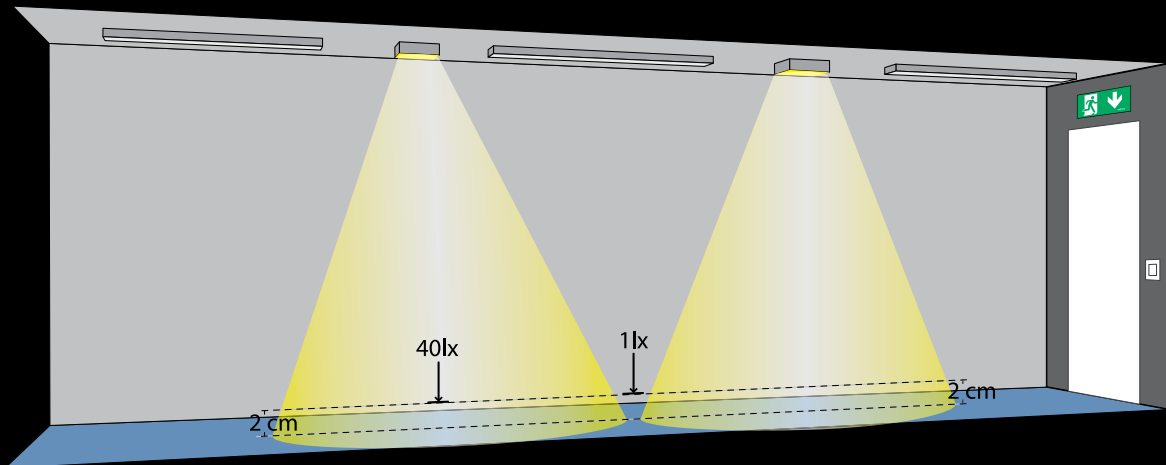
New and existing pictograms are not to be mixed and used uniformly in an object. The replacement of „old“ pictograms against „old“, for example, when dirty or defect, is allowed.



Emergency lighting for escape routes

For escape routes with a width of up to 2m, the horizontal illuminance on the floor along the central line of the escape route must be no less than 1 lx, and the central area, corresponding to no less than half the width of the escape route, must be illuminated with at least 50% of this value.

The ratio of the maximum illuminance to the minimum illuminance must not exceed 40:1 along the central line of the escape route.



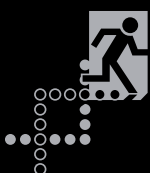
Lighting requirements under prEN 1838 of 05/11.

Type of lighting	Required illuminance	Uniformity (E _{min} /E _{max})
Safety lighting for escape routes:	1 lux (*2) along the central line of the emergency route	1:40
Safety lighting for hazardous areas:	10% of general lighting, minimum 15 lux (*2)	1:10
Open space lighting:	Minimum 0.5 lux (*2) on the free floor surface	1:40

Type of lighting	Rated operating time	Response time (*1)
Safety lighting for escape routes:	At least 1 hour	50% of E _{min} within 5 seconds, 100% within 60s (for German workplaces, 100% within 15s)
Safety lighting for hazardous areas:	The rated operating time must correspond to the length of time for which danger exists for humans	The required illuminance must be permanently present or achieved within 0.5 seconds
Anti-panic lighting:	At least 1 hour	50% of E _{min} within 5 seconds, 100% within 60 seconds

(*1) Interval between failure of the general lighting and achievement of required illumination level by the emergency lighting

(*2) Measurement plane ≤ 2cm above the floor.

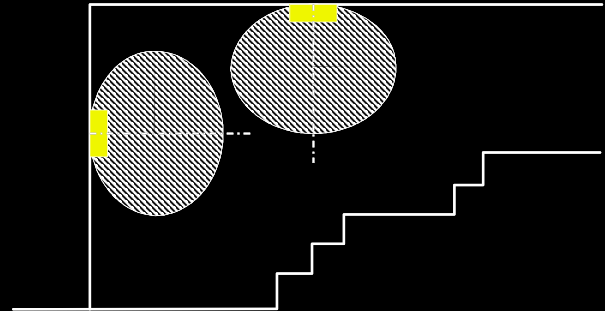
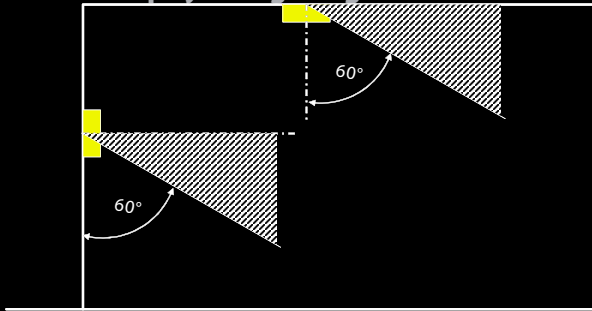


Physiological glare

Physiological glare must be kept low by limiting the luminosity of the luminaires within the field of vision.

For escape routes that run horizontally, the luminosity within an area of 60° to 90° to the vertical must not exceed the values in the table for all azimuth angles. For all other escape routes and open areas, the limits must not be exceeded for any angle.

Limits for physiological glare



Mounting height above the ground h

m

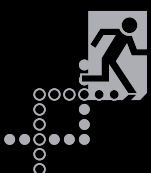
Maximum luminosity for escape route and open area emergency lighting I_{max}

cd

Maximum luminosity for safety lighting for hazardous areas I_{max}

cd

$h < 2.5$	500	1000
$2.5 \leq h < 3.0$	900	1800
$3.0 \leq h < 3.5$	1600	3200
$3.5 \leq h < 4.0$	2500	5000
$4.0 \leq h < 4.5$	3500	7000
$h \geq 4.5$	5000	10000



Points to be highlighted according to EN 1838 10/2013



at least 2m above the ground




close to (*1) each first-aid station (*2)

at each exit door which can be used in emergency



close to (*1) any firefighting or alarm device



Safety signs and directional emergency escape route signs have to be illuminated or backlit in emergency mode. Photoluminescent signs are not allowed.



close to (*1) evacuation devices for handicapped people

close to (*1) stairs, in order to illuminate each step directly



close to (*1) safe areas for handicapped people and intercoms for these, as well as alarm devices for disabled toilets



close to (*1) any level change within the escape route

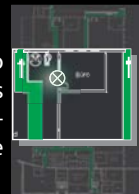


anti-panic lighting in disabled toilets

at each change of direction



anti-panic lighting on paths to areas where safety lighting is required, but not directly adjacent to an escape route



at each intersection of corridors / passages

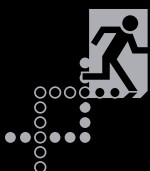
*1 max. 2m horizontal distance
*2 vertical illuminance 5lx

outside and close to (*1) every emergency exit door up to a safe area



Electrical standards

The electrical standards are taken into account in INOTEC's own construction and development and monitored by our quality control. We guarantee that all INOTEC luminaires comply with the current standards and regulations. You can find the corresponding declarations of conformity on our homepage.



Joker technology

INOTEC's patented JOKER technology simplifies the planning and installation of safety lighting systems, producing significant cost savings.

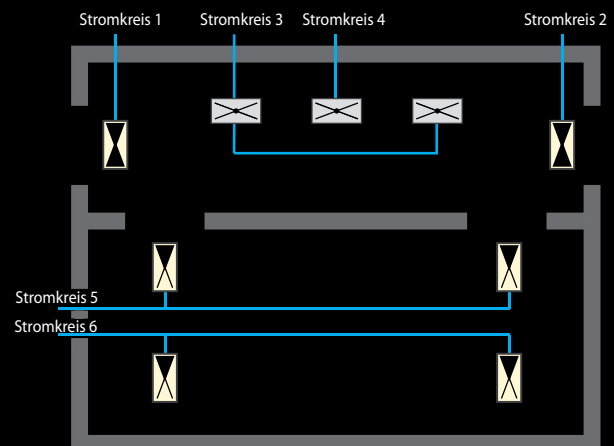
An INOTEC central power supply system allows simultaneous and mixed operation of the three operation modes maintained, switched maintained and non-maintained lighting. In addition to the system, INOTEC safety and emergency exit luminaires with JOKER technology (J/SV) are required for this, or an INOTEC J/SV-Modul/S switch module for third-party electronic ballasts. With both components, the desired operation mode and monitoring address are set using microswitches.

The proven JOKER technology for mixed operation has also been used in the CLS 24 decentralised emergency system. As a result, all INOTEC 24V luminaires can be operated in the different operation modes. Unlike the J/SV luminaires for 230V, here the operation mode is programmed on the CLS 24 or, in the case of 24V sub-units / modules, on the CPS controller.

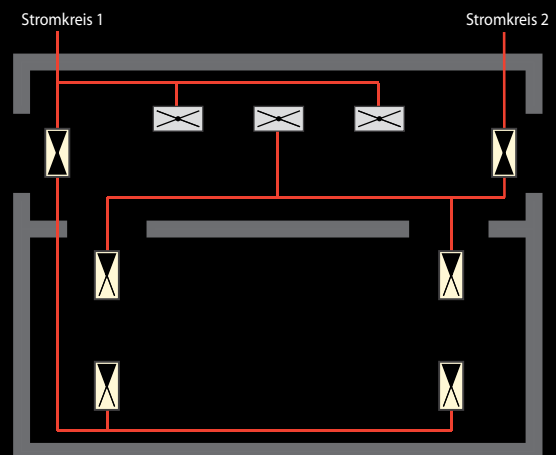
Advantages




- The example below shows to what extent reductions are possible in the installation.
- In the conventional installation where three standard operation modes are necessary – maintained light (M), non-maintained light (NM) and switched maintained light (SM) – 6 final circuits are required to power 9 safety and emergency exit luminaires in this building section.
- When JOKER technology is used, the number of circuits can be significantly reduced. In the example, only 2 circuits are required, since all the operation modes can be used in any combination within a given circuit.
- The different operation modes are only active in mains operation. In the event of a power failure, all the connected luminaires are powered from the battery and switched on, whatever the preset operation mode.

Conventional installation
requires
6 final circuits

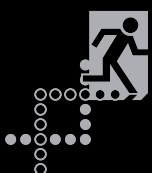


Joker technology with
2 final circuits



 Dauerschaltung
  Bereitschaftschaltung
  geschaltetes Dauerlicht

German patent number: **DE 19807844**
European patent number: **EP 0939476**

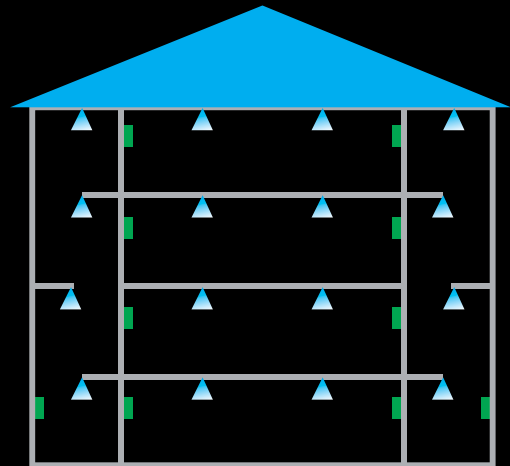


INOTEC LED luminaires reduce battery capacity and costs

By using LED emergency lighting and exit signs, you can reduce battery capacity by up to 55% compared to conventional 8W fluorescent lamps.

This reduces not only the purchase costs of the batteries but also the maintenance and replacement costs.

**Calculation based on a small office building
with 10 emergency exit luminaires and 16
safety luminaires**



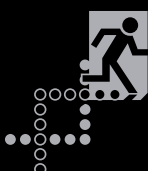
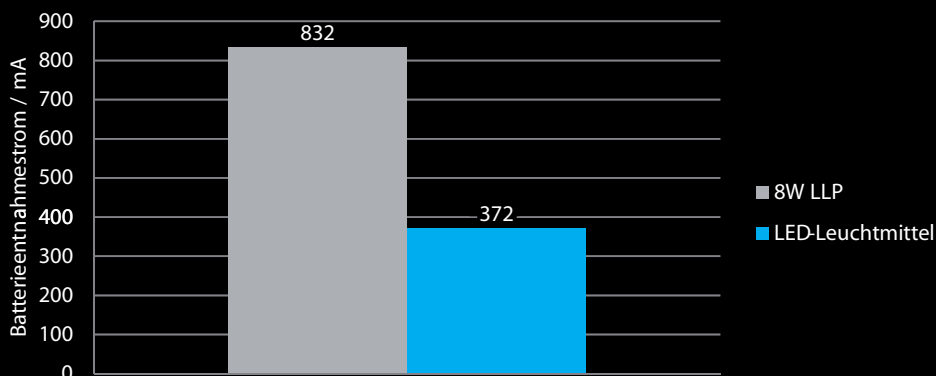
8W fluorescent lamp

No. of lights	Type of light	I_{Batt} / mA	$I_{Batt} / \text{mA total}$
10	EE lights	32	320
16	Safety luminaire	32	512
Total current from battery / mA:			832

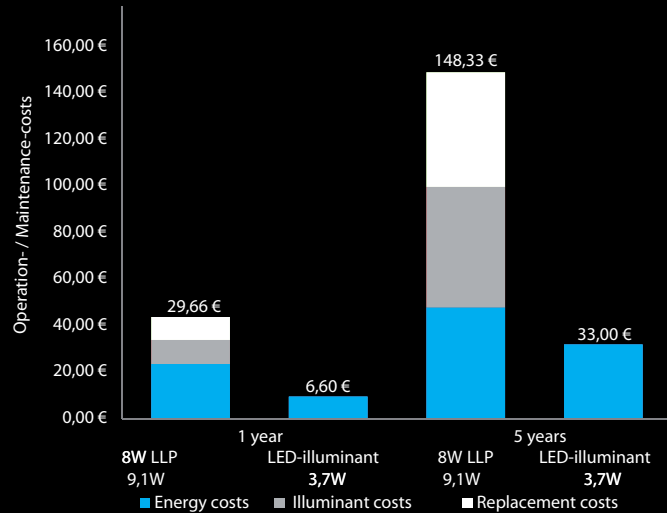
LED-Leuchtmittel

No. of lights	Type of light	I_{Batt} / mA	$I_{Batt} / \text{mA total}$
10	EE lights	18	180
16	Safety luminaire	12	192
Total current from battery / mA:			372

LLP/LED current from battery



INOTEC LED luminaires reduce running and maintenance costs



Power costs

Emergency exit luminaires are generally lit for 24 hours a day, 365 days a year. By using INOTEC LED luminaires, you can reduce your power costs by up to 60%.

Emergency exit luminaire	8W	LED
Mains output P/W	9.1 W	3.7 W
Consumption per year	80 kWh	33 kWh
Power costs in 1 year (€0.20/kWh)	€16.00	€6.60
Power costs in 5 years (€0.20/kWh)	€80.00	€33.00

Illuminant costs

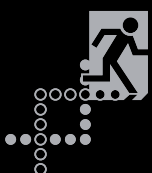
A fluorescent lamp has an average service life of approx. 4,000 hours. At approx. 50,000 hours, the average service life of an LED is more than 10 times higher.

Emergency exit luminaire	8W	LED
Service life	4,000h	50,000h
Illuminant costs in 1 year (€3.50/kWh)	€7.00	€0.00
Illuminant costs in 5 years (€3.50/kWh)	€35.00	€0.00

Replacement costs

Changing the illuminant generates not just material costs but also labour costs. These can vary considerably, depending on the time and effort involved. Often a simple ladder is not enough, and changing the illuminant can prove to be a very time-consuming business.

Emergency exit luminaire	8W	LED
Replacement	10 min.	10 min.
2 illuminant changes in 1 year (€20/h)	€6.66	€0.00
10 illuminant changes in 5 years (€20/h)	€33.33	€0.00

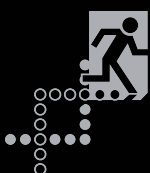


INOTEC LED luminaires protect the environment

Power generators release approx. 700g of CO₂ for every kWh consumed. By using INOTEC LED luminaires, you can reduce CO₂ emissions by up to 60%.

Comparative analysis based on a project with 100 emergency exit luminaires

100 x 8W emergency exit luminaires	$8,000 \text{ kWh/year} \times 0.7\text{kg CO}_2 = 5,600\text{kg CO}_2/\text{year}$
100 x LED emergency exit luminaires	$3,300 \text{ kWh/year} \times 0.7\text{kg CO}_2 = 2,310\text{kg CO}_2/\text{year}$



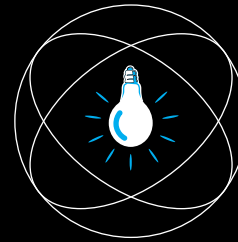
Lighting technology

Measures and units of light

Luminous flux Φ (lumen)

The luminous flux measures the total light output emitted in a spherical radius by the illuminant. It is adjusted to reflect the varying sensitivity of the human eye to different light wavelengths.

The luminous flux is indicated in lumen (lm).

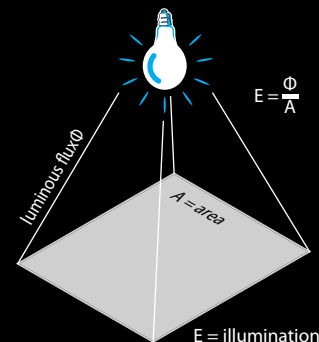


Illuminance E (lux)

Illuminance is a deciding factor in our visual performance. Illuminance therefore has a major influence on how quickly and safely people can leave a building in an emergency.

Illuminance indicates the relationship of the luminous flux falling perpendicularly on a surface to the illuminated surface. Under DIN EN 1838, the minimum illuminance is 1 lux, measured on the central line of the escape route. The maintenance factor must also be taken into consideration. For our spacing tables, we base our calculations on a maintenance factor of 0.8, producing a minimum illuminance of 1.25 lux.

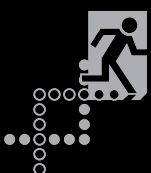
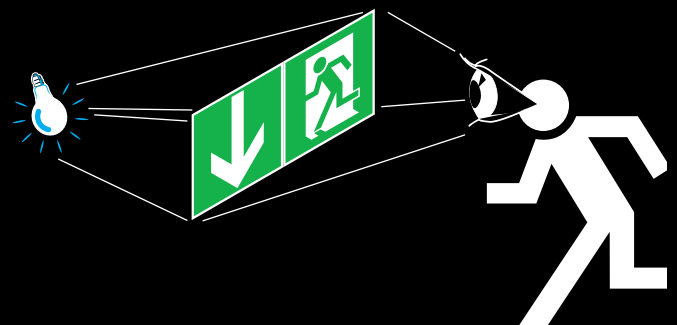
Illuminance is measured with a lux meter at a height of 2cm above the ground.



Luminance L (candela / m²)

Luminance is the luminous intensity of a surface. The surface can produce the light itself, or be backlit or illuminated.

In accordance with DIN prEN 1838, the luminance of the safety colour must be at least 2 cd/m² at every point of the sign, from every relevant viewing direction.



Some facts about LEDs

INOTEC has many years of experience working with LEDs. Thanks to ongoing developments, LEDs offer countless new possibilities in luminaire design.

How a LED works

LED is the abbreviation of **L**ight **E**mitting **D**iode. A LED is a semiconductor diode that emits light when operated in the conducting direction (anode [+] -> cathode [-]). The light's wavelength essentially depends on the semiconductor material used and on its doping. Nowadays, LEDs can reach a luminous flux of more than 120lm/watt. These figures are manufacturer's specifications, measured under laboratory conditions (25°C chip temperature and a current of 350mA).

Service life

The LEDs used by INOTEC have an average service life of approx. 50,000h. To achieve this service life, good thermal management is required, as a LED's service life essentially depends on the temperature and the current flowing through it.

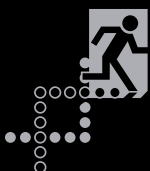
LEDs and PCBs

INOTEC emergency exit and safety luminaires use PCBs (printed circuit boards) that have been specially developed for luminaires, fitted with SMD (surface mount) LEDs. This means that the LED can be perfectly matched to the luminaire design. Secondary optics are used to optimise the light distribution of the LED illuminant for the various areas of application.

LED power supplies

The LEDs are operated with INOTEC constant current power supplies. PSUs with different performance classes were developed for the various application areas, suitable for connection to central and low power supply systems under DIN VDE 0108 and EN 50171. Depending on the version, the LED PSUs also come with integrated Joker technology and individual lamp monitoring.

Furthermore, the luminaires can be dimmed in mains operation and automatically switch to 100% in emergency operation.



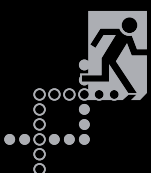
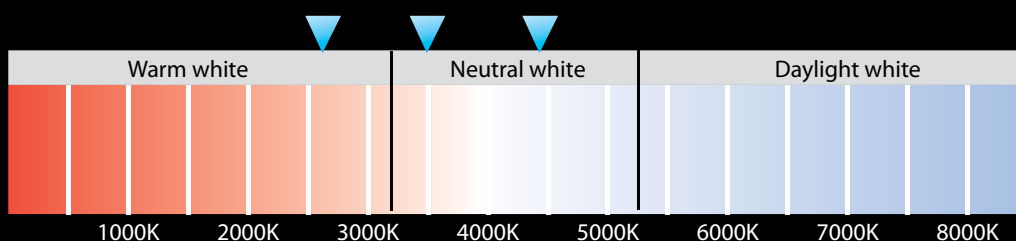

The new INOTEC downlights with TES technology

More than just a safety luminaire

People experience their surroundings not just as dark and light, through light and shadows, but also through colour. The light given off by luminaires has its own colour, known as the light colour. It is determined by the colour temperature in kelvin (K). The higher the temperature, the cooler and more blue the light colour appears.

Thanks to the new TES (Translucent Emitting Surface) technology developed by INOTEC, it is now possible to match the light colour of the safety lighting to the general lighting. There are three standard light colours available for this (2700K, 3500K and 4300K).

INOTEC's patent TES technology also makes it possible to create pleasant night-time and/or corridor lighting in care centres and accommodation, such as that required for corridors and stairways by Germany's HeimMindBauV, the law governing the minimum building requirements for nursing and retirement homes.





Straight-Line

Meeting the highest demands



The "Straight-Line" range of INOTEC emergency exit luminaires is perfectly suited to modern architectural styles, as well as offering high quality and ease of installation.

The luminaires have an eye-catchingly flat design and uniform illumination. Thanks to their high luminance of $> 500\text{cd/m}^2$, they are ideal for use in bright environments, meeting the requirements of DIN 4844-1.

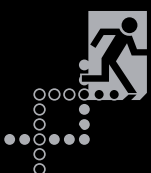
Advantages

- Cutting-edge lighting technology
- High-quality materials
- Attractive design
- Easy to install
- Easily interchangeable pictogram panels

Areas of application

- Public buildings with attractive interior architecture
- Offices
- Commercial buildings
- Theatres
- Sales outlets
- VIP areas
- Hotels
- Airports

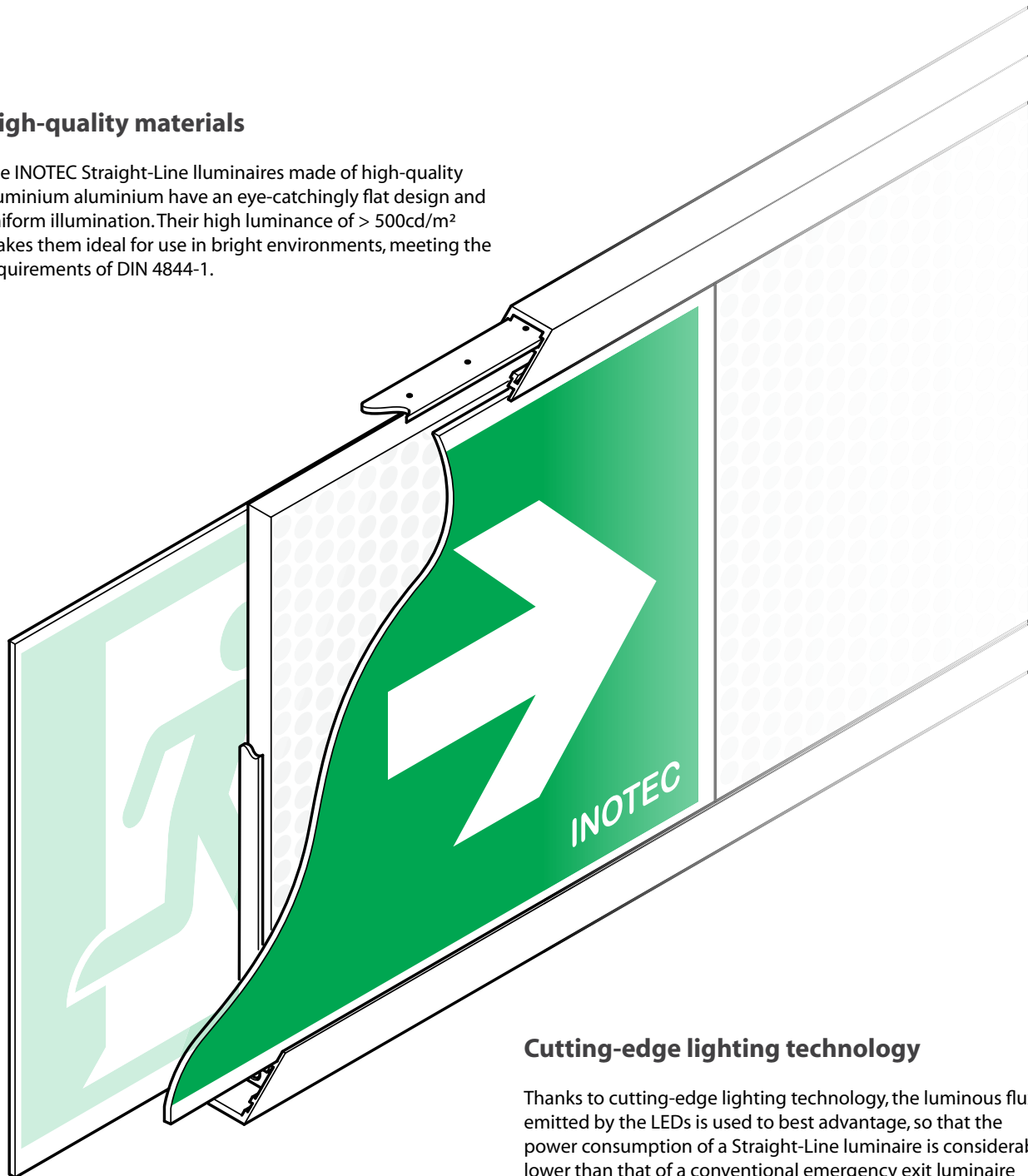
	SNP 1520	23
<hr/>		
	SNP 1530	28
<hr/>		
	FL 1530	32
<hr/>		



Quality and efficiency

High-quality materials

The INOTEC Straight-Line luminaires made of high-quality aluminium have an eye-catchingly flat design and uniform illumination. Their high luminance of $> 500\text{cd/m}^2$ makes them ideal for use in bright environments, meeting the requirements of DIN 4844-1.



Cutting-edge lighting technology

Thanks to cutting-edge lighting technology, the luminous flux emitted by the LEDs is used to best advantage, so that the power consumption of a Straight-Line luminaire is considerably lower than that of a conventional emergency exit luminaire with an 8W fluorescent lamp.

A specially screened light-conducting panel inside the luminaire ensures an even, powerful illumination of the pictogram panels.

As an additional advantage, the pictogram panels can be easily changed without the need for tools.

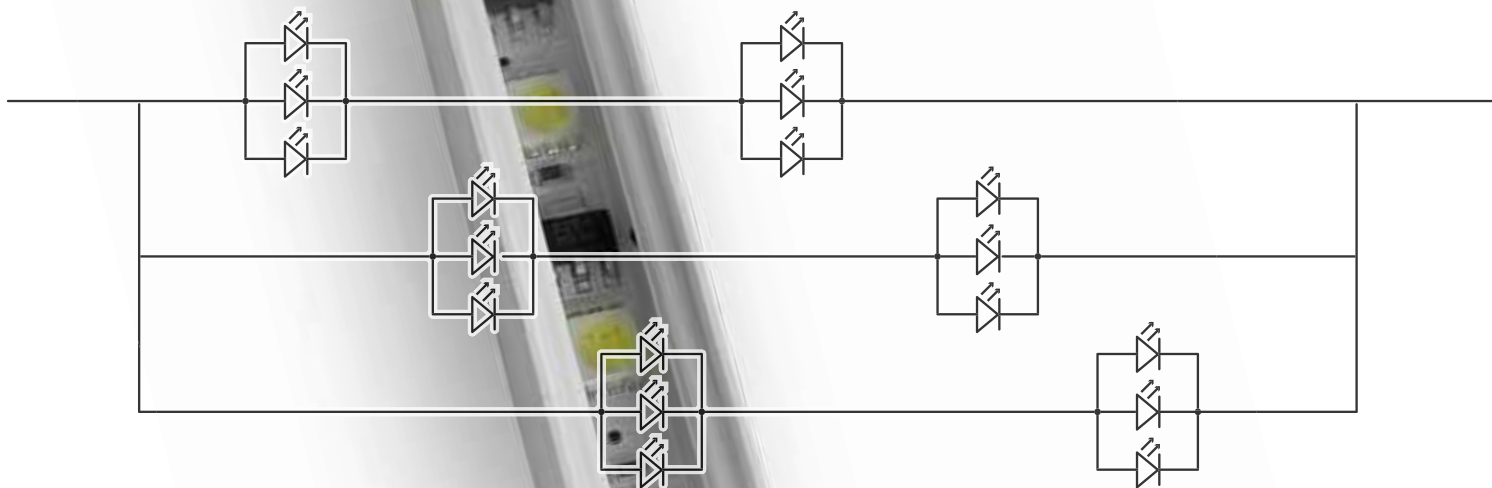


Safety and technology

Maximum safety

In addition to using 3-chip LEDs, in Straight-Line luminaires the LEDs are powered alternately. The LEDs are divided into three phases and arranged alternately on the panel.

If a LED fails in a high impedance state or a phase is interrupted, only one in three diodes will fail, and the pictogram continues to be sufficiently backlit. Thanks to INOTEC 24V technology, the failure of a segment is immediately recognised and reported.



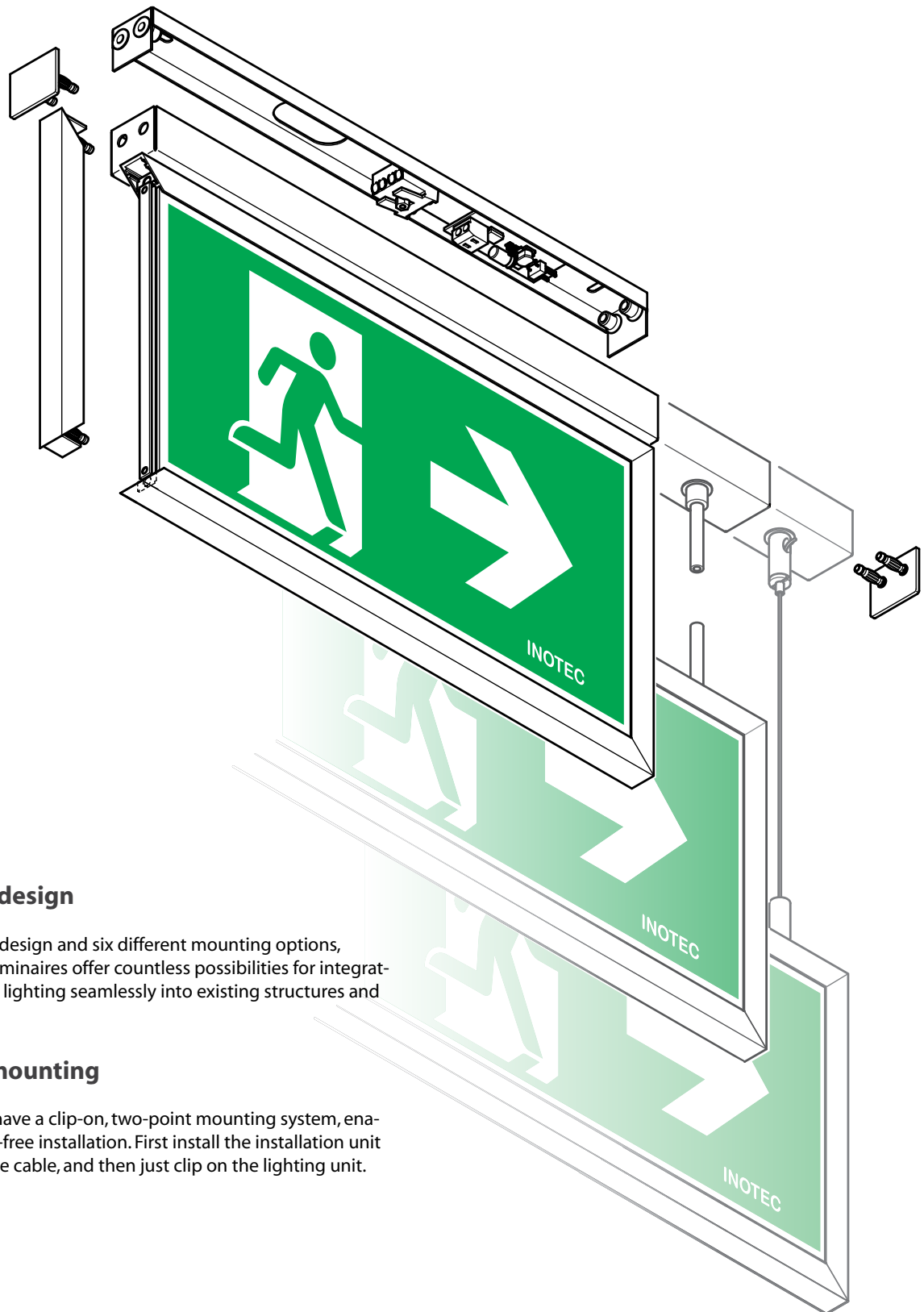
Adjustable light output for mains supply

Depending on the model, the luminaires can be dimmed steplessly (J/SV) or to preset values (CLS 24, CPUSB 220/64/24 or 24V plug-in). As a result, it is possible to reduce the luminous flux in dark environments, in order to avoid glare effects.

The 24V technology also offers the advantage of allowing the luminaires to be switched individually or to have fixed dimming values assigned to them. This means that emergency exit luminaires can be dimmed to a predetermined value when a room is required to be darkened, for example during a theatrical performance.



Versatile and ergonomic



Attractive design

With their slim design and six different mounting options, Straight Line luminaires offer countless possibilities for integrating emergency lighting seamlessly into existing structures and architecture.

Tool-free mounting

The luminaires have a clip-on, two-point mounting system, enabling easy, tool-free installation. First install the installation unit and connect the cable, and then just clip on the lighting unit.

Straight-Line high quality emergency exit luminaires, made of powder coated aluminium profile of just 14.5mm thickness without any visible screws. Slim design and brilliant illumination by cutting-edge fibre optics technology with a luminance of > 500cd/m².

Technical data

- Viewing distance :** 20 m
- Material :** Aluminum powder-coated
- Illuminant :** LEDs
- Nominal voltage AC :** 230V ± 10%, 50/60Hz
- Nominal voltage DC :** 220V ± 20%
- Nominal current :** 23 mA
- Power consumption :** 7.1 VA
- Terminals :** 2.5 mm² for feed-through wiring
- Temperature ta :** -15°C... +40°C
- Protection category :** IP40
- Protection class :** I

acc. to DIN EN 60598-1, DIN EN 60598-2-22, DIN 4844-1 and DIN EN 1838

Pictograms exchangeable without tools

Housing-colours	Part.no.	Colour code
White (RAL 9016)	...	L04
Dark grey (RAL 7015)	...	L16
Special colours	...	L99

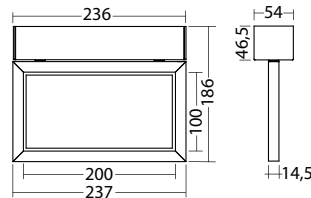
Attach the colour code to part number e.g.

800 014 LXX

SNP 1520 D LED 230V

Ceiling mounting

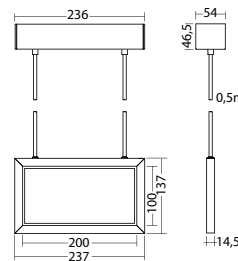
Art.no.801 281 - J/SV
Art.no.801 291 - SKÜ
Art.no.801 296 - NE/SV



SNP 1520 P LED 230V

Pendulum mounting

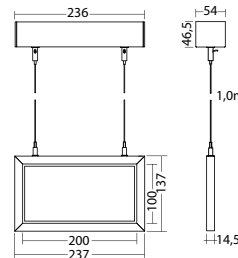
Art.no.801 283 - J/SV
Art.no.801 293 - SKÜ
Art.no.801 298 - NE/SV



SNP 1520 S LED 230V

Cable suspension mounting

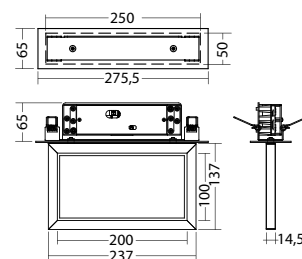
Art.no.801 282 - J/SV
Art.no.801 292 - SKÜ
Art.no.801 297 - NE/SV



SNP 1520 E LED 230V

Recessed ceiling mounting

Art.no.801 341 - J/SV
Art.no.801 340 - SKÜ
Art.no.801 342 - NE/SV



Straight-Line high quality emergency exit luminaires, made of powder coated aluminium profile of just 14.5mm thickness without any visible screws. Slim design and brilliant illumination by cutting-edge fibre optics technology with a luminance of >500cd/m².

Technical data

- Viewing distance :** 20 m
- Material :** Aluminum powder-coated
- Illuminant :** LEDs
- Nominal voltage AC :** 230V ± 10%, 50/60Hz
- Nominal voltage DC :** 220V ± 20%
- Nominal current :** 14 mA
- Power consumption :** 5.5 VA
- Terminals :** 2.5 mm² for feed-through wiring
- Temperature ta :** -15°C... +40°C
- Protection category :** IP40
- Protection class :** I

acc. to DIN EN 60598-1, DIN EN 60598-2-22, DIN 4844-1 and DIN EN 1838

Pictograms exchangeable without tools

Housing-colours	Part.no.	Colour code
White (RAL 9016)	...	L04
Dark grey (RAL 7015)	...	L16
Special colours	...	L99

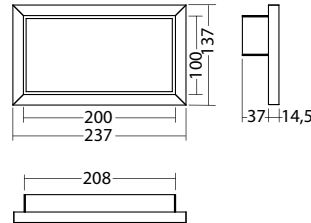
Attach the colour code to part number e.g.

800 014 LXX

SNP 1520 PM LED 230V

Parallel to wall mounting

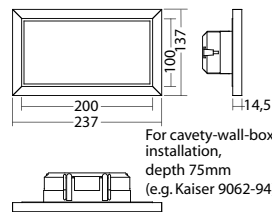
- Art.no.801 280 - J/SV
- Art.no.801 290 - SKÜ
- Art.no.801 295 - NE/SV



SNP 1520 WE LED 230V

Recessed wall mounting

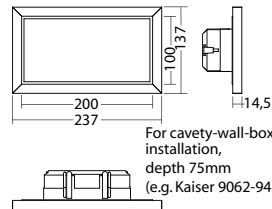
- Art.no.801 294



Supply unit SNP 1520/1530 WE

Accessory

- Art.no.890 435 - J/SV
- Art.no.890 436 - SKÜ
- Art.no.890 437 - NE/SV



Straight-Line high quality emergency exit luminaires, made of powder coated aluminium profile of just 14.5mm thickness without any visible screws. Slim design and brilliant illumination by cutting-edge fibre optics technology with a luminance of > 500cd/m².

Technical data

- Viewing distance :** 20 m
 - Material :** Aluminum powder-coated
 - Illuminant :** LEDs
 - Nominal voltage DC :** 24V ± 20%
 - Nominal current :** 130 mA
 - Terminals :** 2.5 mm² for feed-through wiring
 - Temperature ta :** -15°C... +40°C
 - Protection category :** IP40
 - Protection class :** III
- acc. to DIN EN 60598-1, DIN EN 60598-2-22, DIN 4844-1 and DIN EN 1838

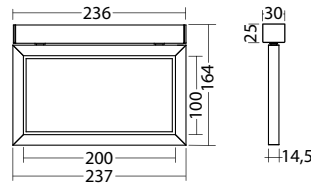
Pictograms exchangeable without tools

Housing-colours	Part.no.	Colour code
White (RAL 9016)	...	L04
Dark grey (RAL 7015)	...	L16
Special colours	...	L99
Attach the colour code to part number e.g.	800 014	LXX

SNP 1520 D LED 24V

Art.no.810 140

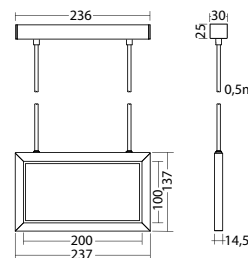
Ceiling mounting



SNP 1520 P LED 24V

Art.no.810 142

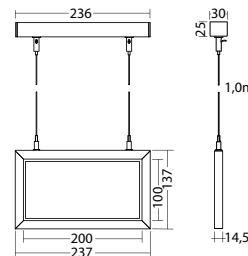
Pendulum mounting



SNP 1520 S LED 24V

Art.no.810 141

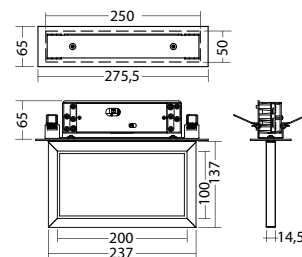
Cable suspension mounting



SNP 1520 E LED 24V

Art.no.810 177

Recessed ceiling mounting





Straight-Line high quality emergency exit luminaires, made of powder coated aluminium profile of just 14.5mm thickness without any visible screws. Slim design and brilliant illumination by cutting-edge fibre optics technology with a luminance of > 500cd/m².

Technical data

- Viewing distance :** 20 m
 - Material :** Aluminum powder-coated
 - Illuminant :** LEDs
 - Nominal voltage DC :** 24V ± 20%
 - Nominal current :** 70 mA
 - Terminals :** 2.5 mm² for feed-through wiring
 - Temperature ta :** -15°C...+40°C
 - Protection category :** IP40
 - Protection class :** III
- acc. to DIN EN 60598-1, DIN EN 60598-2-22, DIN 4844-1 and DIN EN 1838

Pictograms exchangeable without tools

Housing-colours **Part.no.** **Colour code**

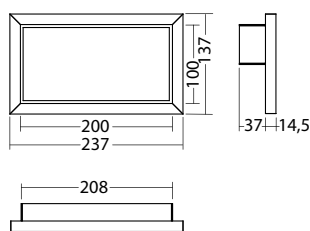
- White (RAL 9016) ... L04
- Dark grey (RAL 7015) ... L16
- Special colours ... L99

Attach the colour code to part number e.g. **800 014 LXX**

SNP 1520 PM LED 24V

Art.no. 810 139

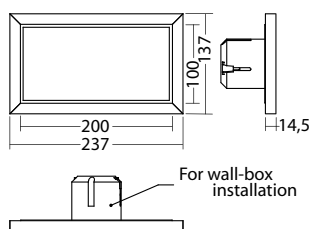
Parallel to wall mounting



SNP 1520 WE LED 24V

Art.no. 810 143

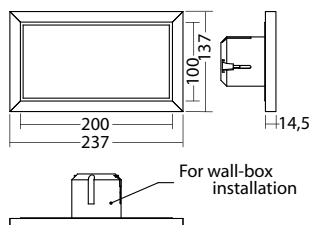
Recessed wall mounting



Supply unit SNP 1520/1530 WE

Art.no. 890 434

Accessory



Straight-Line high quality emergency exit luminaires, made of powder coated aluminium profile of just 14.5mm thickness without any visible screws. Slim design and brilliant illumination by cutting-edge fibre optics technology with a luminance of > 500cd/m².

Technical data

- Viewing distance :** 30 m
- Material :** Aluminum powder-coated
- Illuminant :** LEDs
- Nominal voltage AC :** 230V ± 10%, 50/60Hz
- Nominal voltage DC :** 220V ± 20%
- Nominal current :** 18 mA
- Power consumption :** 6.4 VA
- Terminals :** 2.5 mm² for feed-through wiring
- Temperature ta :** -15°C... +40°C
- Protection category :** IP40
- Protection class :** I

acc. to DIN EN 60598-1, DIN EN 60598-2-22, DIN 4844-1 and DIN EN 1838

Pictograms exchangeable without tools

Housing-colours	Part.no.	Colour code
White (RAL 9016)	...	L04
Dark grey (RAL 7015)	...	L16
Special colours	...	L99

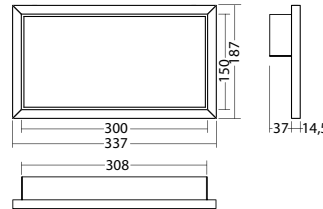
Attach the colour code to part number e.g.

800 014 LXX

SNP 1530 PM LED 230V

Parallel to wall mounting

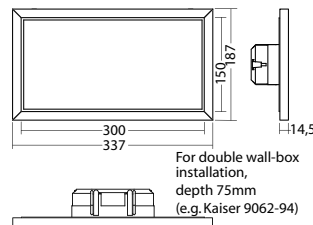
- Art.no.801 285 - J/SV
- Art.no.801 310 - SKÜ
- Art.no.801 315 - NE/SV



SNP 1530 WE LED 230V

Recessed wall mounting

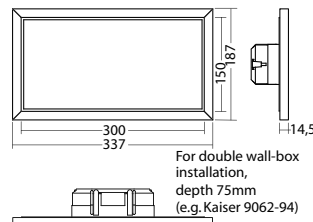
- Art.no.801 314



Supply unit SNP 1520/1530 WE

Accessory

- Art.no. 890 435 - J/SV
- Art.no. 890 436 - SKÜ
- Art.no. 890 437 - NE/SV



Straight-Line high quality emergency exit luminaires, made of powder coated aluminium profile of just 14.5mm thickness without any visible screws. Slim design and brilliant illumination by cutting-edge fibre optics technology with a luminance of > 500cd/m².

Technical data

- Viewing distance :** 30 m
- Material :** Aluminum powder-coated
- Illuminant :** LEDs
- Nominal voltage AC :** 230V ± 10%, 50/60Hz
- Nominal voltage DC :** 220V ± 20%
- Nominal current :** 32 mA
- Power consumption :** 9.2 VA
- Terminals :** 2.5 mm² for feed-through wiring
- Temperature ta :** -15°C... +40°C
- Protection category :** IP40
- Protection class :** I

acc. to DIN EN 60598-1, DIN EN 60598-2-22, DIN 4844-1 and DIN EN 1838

Pictograms exchangeable without tools

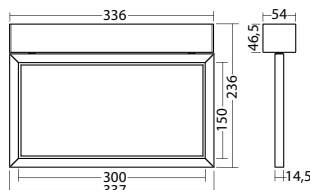
Housing-colours	Part.no.	Colour code
White (RAL 9016)	...	L04
Dark grey (RAL 7015)	...	L16
Special colours	...	L99

Attach the colour code to part number e.g. **800 014 LXX**

SNP 1530 D LED 230V

Ceiling mounting

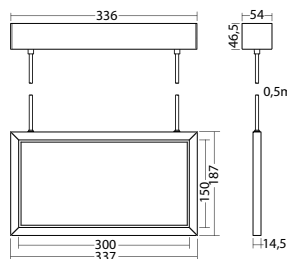
Art-no.801 286 - J/SV
Art-no.801 311 - SKÜ
Art-no.801 316 - NE/SV



SNP 1530 P LED 230V

Pendulum mounting

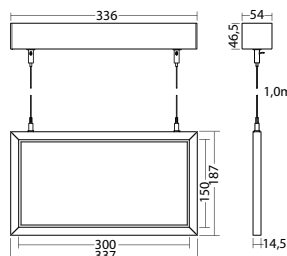
Art-no.801 288 - J/SV
Art-no.801 313 - SKÜ
Art-no.801 318 - NE/SV



SNP 1530 S LED 230V

Cable suspension mounting

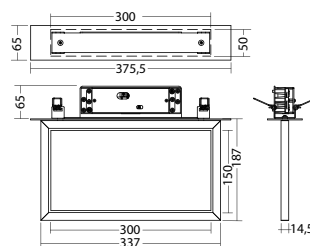
Art-no.801 287 - J/SV
Art-no.801 312 - SKÜ
Art-no.801 317 - NE/SV



SNP 1530 E LED 230V

Recessed ceiling mounting

Art.no.801 344 - J/SV
Art.no.801 343 - SKÜ
Art.no.801 345 - NE/SV



Straight-Line high quality emergency exit luminaires, made of powder coated aluminium profile of just 14.5mm thickness without any visible screws. Slim design and brilliant illumination by cutting-edge fibre optics technology with a luminance of > 500cd/m².

Technical data

- Viewing distance :** 30 m
 - Material :** Aluminum powder-coated
 - Illuminant :** LEDs
 - Nominal voltage DC :** 24V ± 20%
 - Nominal current :** 100 mA
 - Terminals :** 2.5 mm² for feed-through wiring
 - Temperature ta :** -15°C... +40°C
 - Protection category :** IP40
 - Protection class :** III
- acc. to DIN EN 60598-1, DIN EN 60598-2-22, DIN 4844-1 and DIN EN 1838

Pictograms exchangeable without tools

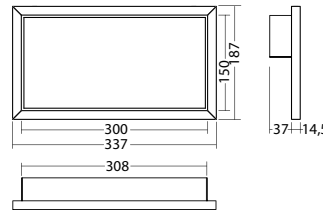
Housing-colours	Part.no.	Colour code
White (RAL 9016)	...	L04
Dark grey (RAL 7015)	...	L16
Special colours	...	L99

Attach the colour code to part number e.g. **800 014 LXX**

SNP 1530 PM LED 24V

Art.no.810 144

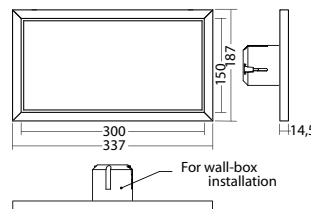
Parallel to wall mounting



SNP 1530 WE LED 24V

Art.no.810 148

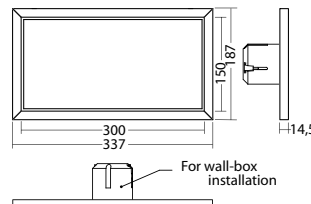
Recessed wall mounting



Supply unit SNP 1520/1530 WE

Art.no.890 434

Accessory



Straight-Line high quality emergency exit luminaires, made of powder coated aluminium profile of just 14.5mm thickness without any visible screws. Slim design and brilliant illumination by cutting-edge fibre optics technology with a luminance of > 500cd/m².

Technical data

- Viewing distance :** 30 m
 - Material :** Aluminum powder-coated
 - Illuminant :** LEDs
 - Nominal voltage DC :** 24V ± 20%
 - Nominal current :** 180 mA
 - Terminals :** 2.5 mm² for feed-through wiring
 - Temperature ta :** -15°C... +40°C
 - Protection category :** IP40
 - Protection class :** III
- acc. to DIN EN 60598-1, DIN EN 60598-2-22, DIN 4844-1 and DIN EN 1838

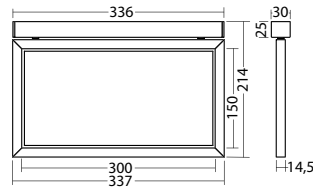
Pictograms exchangeable without tools

Housing-colours	Part.no.	Colour code
White (RAL 9016)	...	L04
Dark grey (RAL 7015)	...	L16
Special colours	...	L99
Attach the colour code to part number e.g.	800 014	LXX

SNP 1530 D LED 24V

Art.no. 810 145

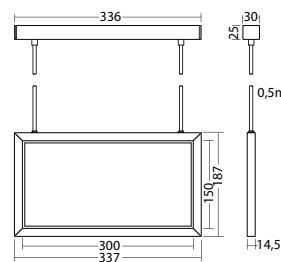
Ceiling mounting



SNP 1530 P LED 24V

Art.no. 810 147

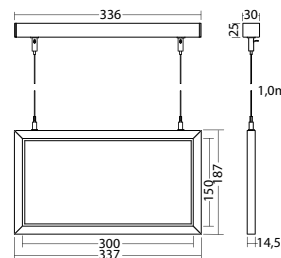
Pendulum mounting



SNP 1530 S LED 24V

Art.no. 810 146

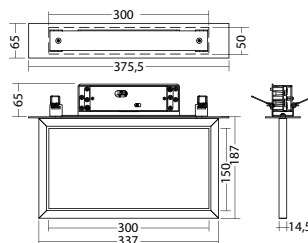
Cable suspension mounting



SNP 1530 E LED 24V

Art.no. 810 178

Recessed ceiling mounting



Single-sided dynamic Straight-Line emergency exit luminaire made of high quality aluminium. Ideal to display the safe escape route depending on the smoke situation inside a building.

Technical data

- Viewing distance :** 30 m
 - Material :** Aluminum powder-coated
 - Illuminant :** LEDs
 - Nominal voltage AC :** 230V ± 10%, 50/60Hz
 - Nominal voltage DC :** 220V ± 20%
 - Nominal current :** 33 mA
 - Power consumption :** 14.3 VA
 - Terminals :** 2.5 mm² for feed-through wiring
 - Temperature ta :** -15°C... +40°C
 - Protection category :** IP40
 - Protection class :** I
- acc. to DIN EN 60598-1, DIN EN 60598-2-22, DIN 4844-1 and DIN EN 1838

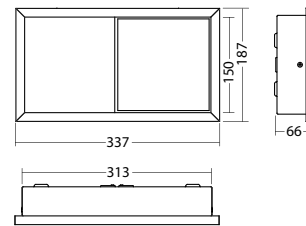
Pictograms exchangeable without tools

Housing-colours	Part.no.	Colour code
White (RAL 9016)	...	L04
Special colours	...	L99
Attach the colour code to part number e.g.	800 014	LXX

FL 1530 PM LED 230V

Art.no. 800 141V

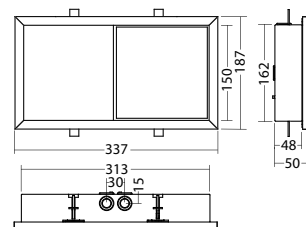
Parallel to wall mounting



FL 1530 WE LED 230V

Art.no. 800 143V

Recessed wall mounting



Double-sided dynamic Straight-Line emergency exit luminaire made of high quality aluminium. Ideal to display the safe escape route depending on the smoke situation inside a building.

Technical data

- Viewing distance :** 30 m
 - Material :** Aluminum powder-coated
 - Illuminant :** LEDs
 - Nominal voltage AC :** 230V ± 10%, 50/60Hz
 - Nominal voltage DC :** 220V ± 20%
 - Nominal current :** 33 mA (single-sided)
66 mA (double-sided)
 - Power consumption :** 14.3 VA (single-sided)
28.6 VA (double-sided)
 - Terminals :** 2.5 mm² for feed-through wiring
 - Temperature ta :** -15°C... +40°C
 - Protection category :** IP40
 - Protection class :** I
- acc. to DIN EN 60598-1, DIN EN 60598-2-22, DIN 4844-1 and DIN EN 1838

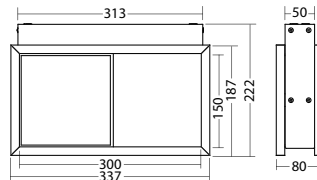
Pictograms exchangeable without tools

Housing-colours	Part.no.	Colour code
White (RAL 9016)	...	L04
Special colours	...	L99
Attach the colour code to part number e.g.	800 014	LXX

FL 1530 D LED 230V

Art.no. 800 147V

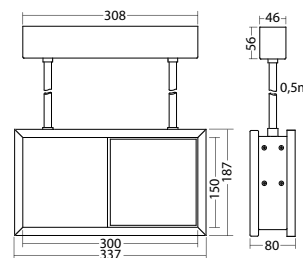
Ceiling mounting



FL 1530 P LED 230V

Art.no. 800 145V

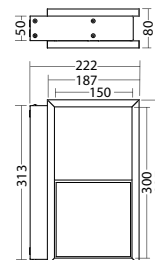
Pendulum mounting



FL 1530 WA LED 230V

Art.no. 800 149V

Wall bracket mounting



Single-sided dynamic Straight-Line emergency exit luminaire made of high quality aluminium. Ideal to display the safe escape route depending on the smoke situation inside a building.

Technical data

- Viewing distance :** 30 m
 - Material :** Aluminum powder-coated
 - Illuminant :** LEDs
 - Nominal voltage DC :** 24V ± 20%
 - Nominal current :** 200 mA
 - Terminals :** 2.5 mm² for feed-through wiring
 - Temperature ta :** -15°C... +40°C
 - Protection category :** IP40
 - Protection class :** III
- acc. to DIN EN 60598-1, DIN EN 60598-2-22, DIN 4844-1 and DIN EN 1838

Pictograms exchangeable without tools

Housing-colours Part.no. Colour code

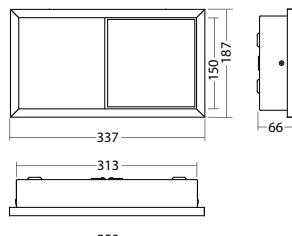
- White (RAL 9016) ... L04
- Special colours ... L99

Attach the colour code to part number e.g. **800 014 LXX**

FL 1530 PM LED 24V

Art.no. 800 140V

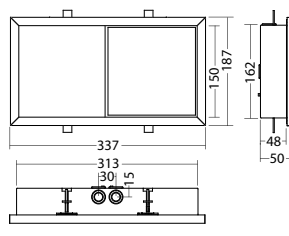
Parallel to wall mounting



FL 1530 WE LED 24V

Art.no. 800 142V

Recessed wall mounting



Double-sided dynamic Straight-Line emergency exit luminaire made of high quality aluminium. Ideal to display the safe escape route depending on the smoke situation inside a building.

Technical data

- Viewing distance :** 30 m
 - Material :** Aluminum powder-coated
 - Illuminant :** LEDs
 - Nominal voltage DC :** 24V ± 20%
 - Nominal current :** 200 mA (single-sided)
400 mA (double-sided)
 - Terminals :** 2.5 mm² for feed-through wiring
 - Temperature ta :** -15°C... +40°C
 - Protection category :** IP40
 - Protection class :** III
- acc. to DIN EN 60598-1, DIN EN 60598-2-22, DIN 4844-1 and DIN EN 1838

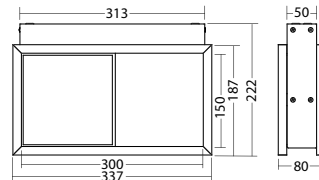
Pictograms exchangeable without tools

Housing-colours	Part.no.	Colour code
White (RAL 9016)	...	L04
Special colours	...	L99
Attach the colour code to part number e.g.	800 014	LXX

FL 1530 D LED 24V

Art.no. 800 146V

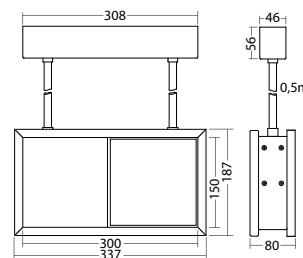
Ceiling mounting



FL 1530 P LED 24V

Art.no. 800 144V

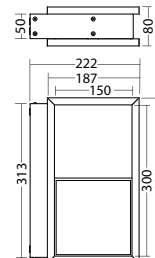
Pendulum mounting



FL 1530 WA LED 24V

Art.no. 800 148V

Wall bracket mounting





Edge lights

Highlighting modern internal architecture

INOTEC edge lights with free-hanging pictogram panels do not just provide faultless safety technology but also add the perfect finishing touch to your interiors.

With forward-looking technologies and high-quality materials in an elegant design, these luminaires set new standards for functionality, flexibility and standard-compliant illumination.



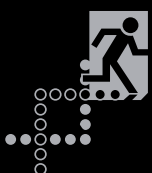
Advantages

- Attractive design
- Easily interchangeable pictogram panels
- Tool-free opening

Areas of application

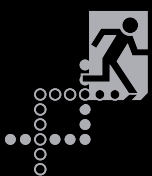
- Public buildings with attractive interior architecture
- Offices
- Shopping areas
- Congress centres
- VIP areas
- Hotels
- Airports

 SNP 1214 SNP 1216	39
 SNP 1116 SNP 1118	45
 SNP 1016 SNP 1018 SNP 1023	51



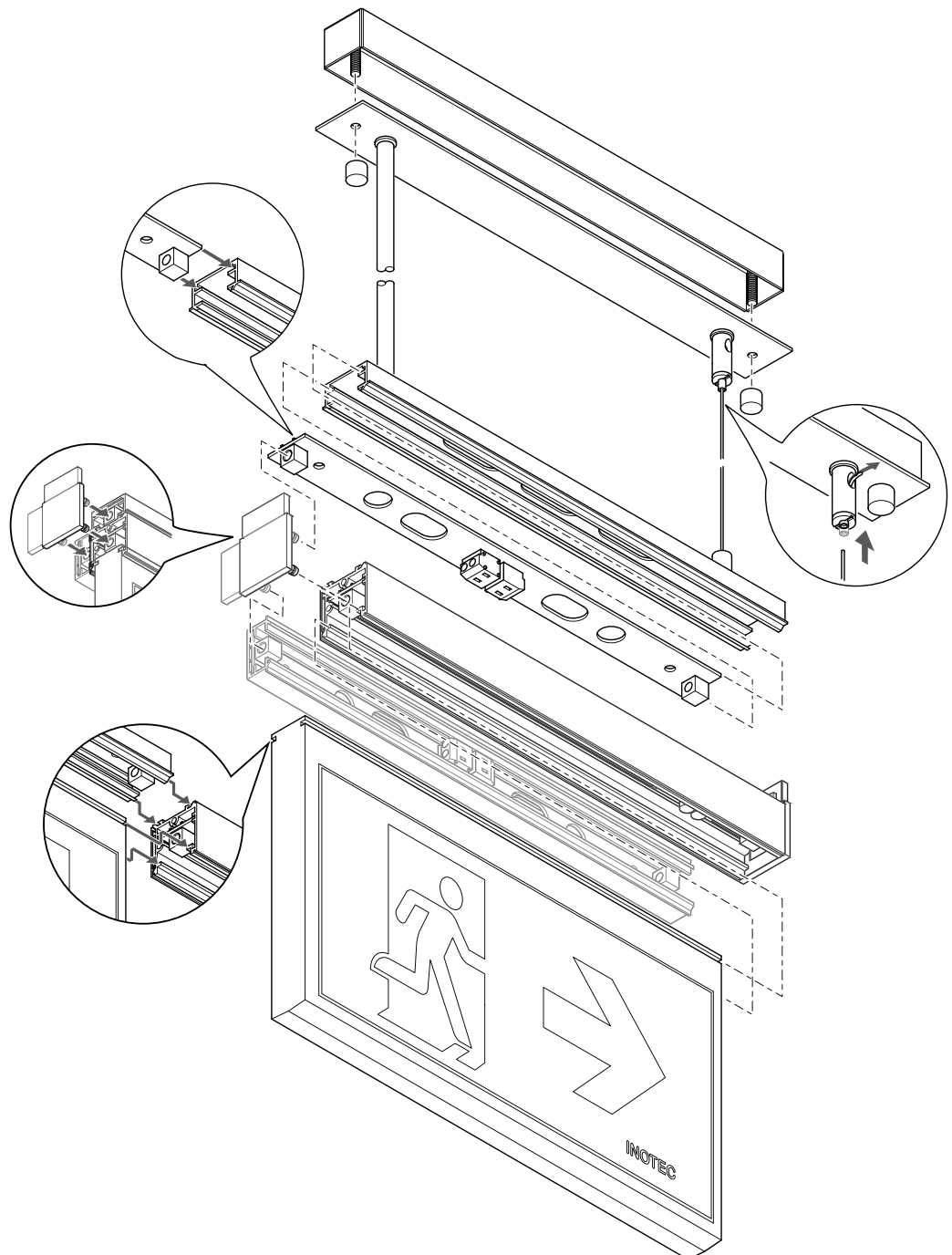


SNP 1214 WA Scale 1:1



Unobtrusive solutions with 24V technology

The elegant 24V edge lights with a high-quality aluminium frame make an excellent impression with their slim, unobtrusive design. A 20mm-thick acrylic glass panel ensures an even, bright illumination of the pictogram.
And, thanks to their flexible mounting options, the luminaires are extremely versatile.



Discrete LED edge lights composed of high-quality anodised aluminium profile without any visible screws. Homogeneous illumination of the free hanging frameless 20 mm acrylic pictograph by state-of-the-art LED technology. Discreet housing thanks to latest 24V technology.

Technical data

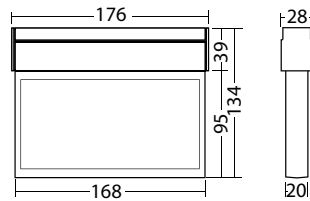
- Viewing distance :** 16 m
 - Material :** Aluminum
 - Illuminant :** LEDs
 - Nominal voltage DC :** 24V ± 20%
 - Nominal current :** 100 mA
 - Terminals :** 2.5 mm² for feed-through wiring
 - Temperature ta :** -15°C... +40°C
 - Protection category :** IP40
 - Protection class :** III
- acc. to DIN EN 60598-1, DIN EN 60598-2-22, DIN 4844-1 and DIN EN 1838

Pictograms exchangeable without tools

SNP 1214 D LED 24V

Art.no. 810 000

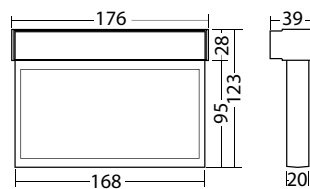
Ceiling mounting



SNP 1214 PM LED 24V

Art.no. 810 001

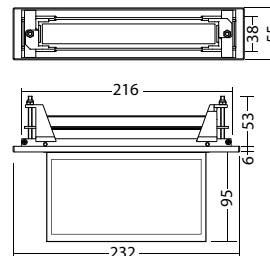
Parallel to wall mounting



Mounting frame

Art.no. 890 404

Recessed ceiling mounting



Discrete LED edge lights composed of high-quality anodised aluminium profile without any visible screws. Homogeneous illumination of the free hanging frameless 20 mm acrylic pictograph by state-of-the-art LED technology. Discreet housing thanks to latest 24V technology.

Technical data

Viewing distance :	16 m
Material :	Aluminum
Illuminant :	LEDs
Nominal voltage DC :	24V ± 20%
Nominal current :	100 mA
Terminals :	2.5 mm ² for feed-through wiring
Temperature ta :	-15°C...+40°C
Protection category :	IP40
Protection class :	III

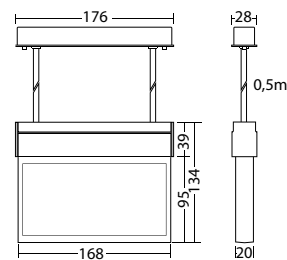
acc. to DIN EN 60598-1, DIN EN 60598-2-22, DIN 4844-1 and DIN EN 1838

Pictograms exchangeable without tools

SNP 1214 P LED 24V

Art.no. 810 080

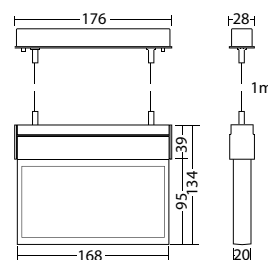
Pendulum mounting



SNP 1214 S LED 24V

Art.no. 810 081

Cable suspension mounting



for connection to CLS 24, CPUSB 220/64/24 or CP 24V

Discrete LED edge lights composed of high-quality anodised aluminium profile without any visible screws. Homogeneous illumination of the free hanging frameless 20 mm acrylic pictograph by state-of-the-art LED technology. Discreet housing thanks to latest 24V technology.

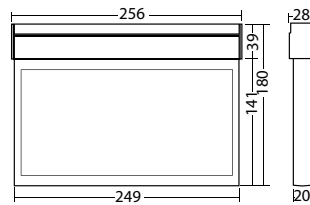
Technical data

- Viewing distance :** 22 m
Material : Aluminum
Illuminant : LEDs
Nominal voltage DC : 24V ± 20%
Nominal current : 125 mA
Terminals : 2.5 mm² for feed-through wiring
Temperature ta : -15°C...+40°C
Protection category : IP40
Protection class : III
 acc. to DIN EN 60598-1, DIN EN 60598-2-22, DIN 4844-1 and DIN EN 1838

Pictograms exchangeable without tools**SNP 1216 D LED 24V**

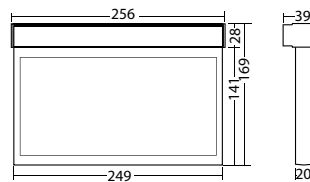
Ceiling mounting

Art.no. 810 002

**SNP 1216 PM LED 24V**

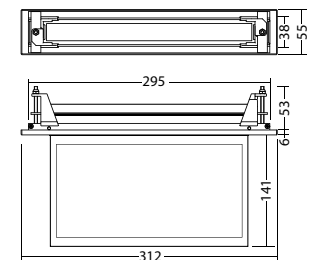
Parallel to wall mounting

Art.no. 810 003

**Mounting frame**

Recessed ceiling mounting

Art.no. 890 405



Discrete LED edge lights composed of high-quality anodised aluminium profile without any visible screws. Homogeneous illumination of the free hanging frameless 20 mm acrylic pictograph by state-of-the-art LED technology. Discreet housing thanks to latest 24V technology.

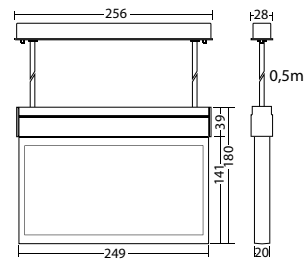
Technical data

Viewing distance : 22 m
Material : Aluminum
Illuminant : LEDs
Nominal voltage DC : 24V ± 20%
Nominal current : 125 mA
Terminals : 2.5 mm² for feed-through wiring
Temperature ta : -15°C... +40°C
Protection category : IP40
Protection class : III
acc. to DIN EN 60598-1, DIN EN 60598-2-22, DIN 4844-1 and DIN EN 1838

Pictograms exchangeable without tools**SNP 1216 P LED 24V**

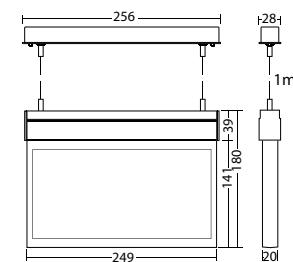
Art. no. 810 004

Pendulum mounting

**SNP 1216 S LED 24V**

Art. no. 810 005

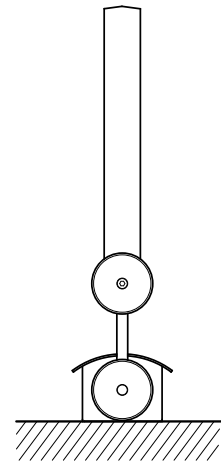
Cable suspension mounting





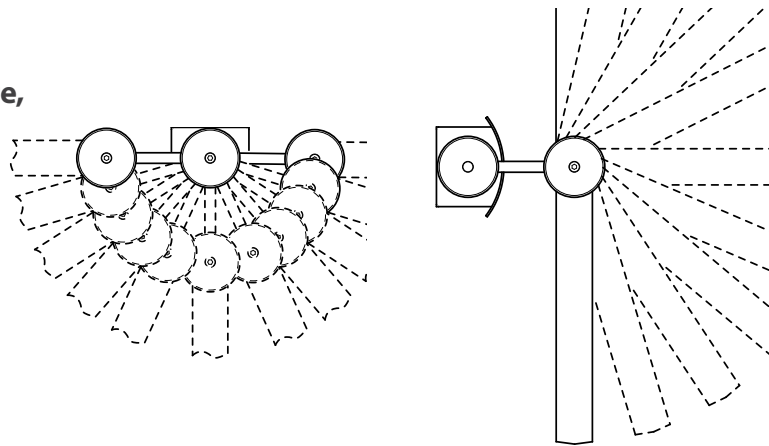
Finishing touches

The INOTEC edge lights SNP 1116 and SNP 1118 will win you over with their operation, luminosity, service life and design. The adjustable pictogram makes these high-quality stainless steel luminaires particularly versatile and suitable for almost any type of installation. Which means that you can find the ideal solution for any wall and interior space.

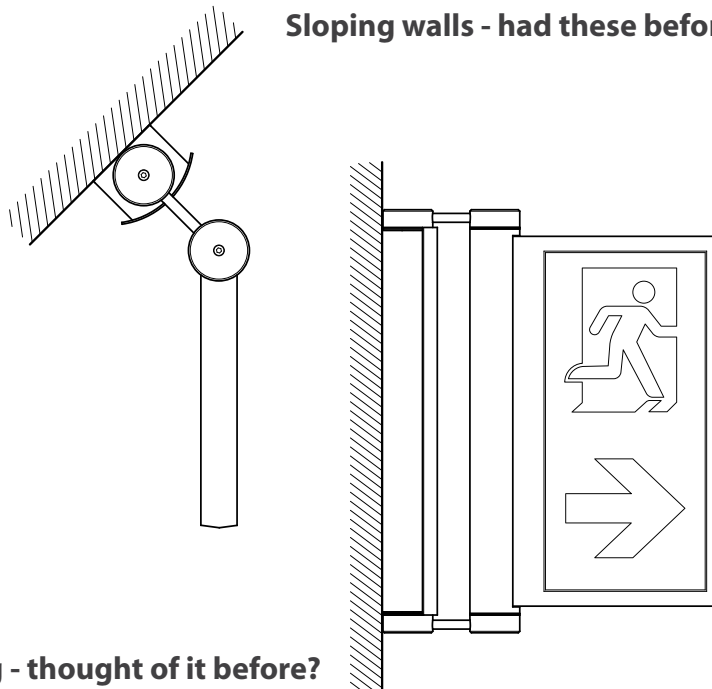


Upside-down - seen this before?

With this LED luminaire, (almost) anything is possible



Sloping walls - had these before?



Vertical mounting - thought of it before?



High quality, versatile LED edge lights made of brushed stainless steel.
Homogeneous illumination of the frameless, free hanging 20 mm acrylic pictograph by state-of-the-art LED technology.

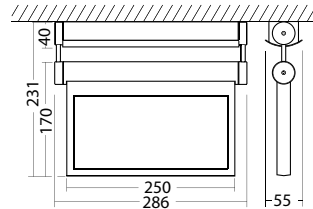
Technical data

- Viewing distance :** 22 m
 - Material :** Stainless steel brushed
 - Illuminant :** LEDs
 - Nominal voltage AC :** 230V ± 10%, 50/60Hz
 - Nominal voltage DC :** 220V ± 20%
 - Nominal current :** 17 mA
 - Power consumption :** 4.5 VA
 - Terminals :** 2.5 mm² for feed-through wiring
 - Temperature ta :** -15°C... +40°C
 - Protection category :** IP40
 - Protection class :** I
- acc. to DIN EN 60598-1, DIN EN 60598-2-22, DIN 4844-1 and DIN EN 1838

SNP 1116 D LED 230V

Ceiling mounting

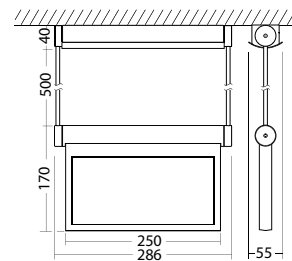
Art.no. 801 185 - J/SV
Art.no. 801 180 - SKÜ
Art.no. 801 089 - NE/SV



SNP 1116 P LED 230V

Pendulum mounting

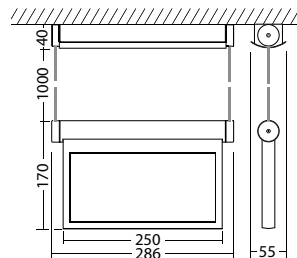
Art.no. 801 485 - J/SV
Art.no. 801 480 - SKÜ
Art.no. 801 489 - NE/SV



SNP 1116 S LED 230V

Cable suspension mounting

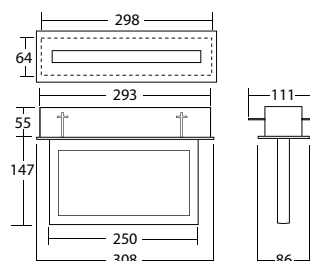
Art.no. 801 585 - J/SV
Art.no. 801 580 - SKÜ
Art.no. 801 581 - NE/SV



SNP 1116 E LED 230V

Recessed ceiling mounting

Art.no. 801 063 - J/SV
Art.no. 801 053 - SKÜ
Art.no. 801 072 - NE/SV



High quality, versatile LED edge lights made of brushed stainless steel.
Homogeneous illumination of the frameless, free hanging 20 mm acrylic pictograph by state-of-the-art LED technology.

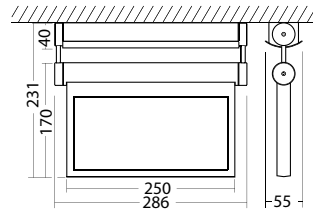
Technical data

Viewing distance :	22 m
Material :	Stainless steel brushed
Illuminant :	LEDs
Nominal voltage DC :	24V ± 20%
Nominal current :	85 mA
Terminals :	2.5 mm ² for feed-through wiring
Temperature ta :	-15°C... +40°C
Protection category :	IP40
Protection class :	III
acc. to DIN EN 60598-1, DIN EN 60598-2-22, DIN 4844-1 and DIN EN 1838	

SNP 1116 D LED 24V

Art.no. 810 051

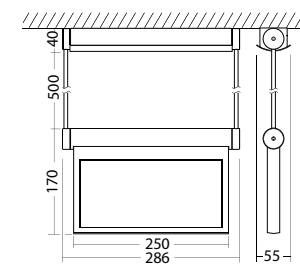
Ceiling mounting



SNP 1116 P LED 24V

Art.no. 810 052

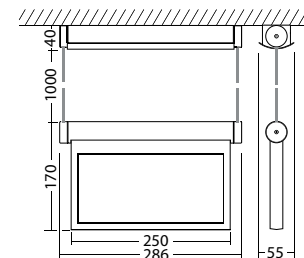
Pendulum mounting



SNP 1116 S LED 24V

Art.no. 810 053

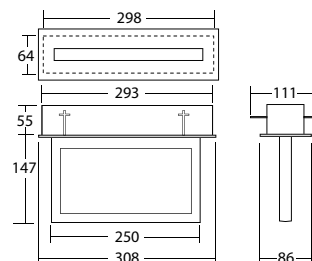
Cable suspension mounting



SNP 1116 E LED 24V

Art.no. 810 050

Recessed ceiling mounting



High quality, versatile LED edge lights made of brushed stainless steel.
Homogeneous illumination of the frameless, free hanging 20 mm acrylic pictograph by state-of-the-art LED technology.

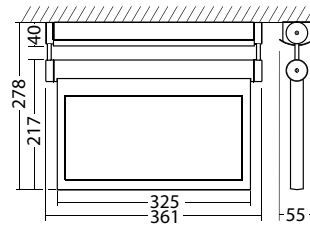
Technical data

- Viewing distance :** 30 m
 - Material :** Stainless steel brushed
 - Illuminant :** LEDs
 - Nominal voltage AC :** 230V ± 10%, 50/60Hz
 - Nominal voltage DC :** 220V ± 20%
 - Nominal current :** 22 mA
 - Power consumption :** 5.3 VA
 - Terminals :** 2.5 mm² for feed-through wiring
 - Temperature ta :** -15°C... +40°C
 - Protection category :** IP40
 - Protection class :** I
- acc. to DIN EN 60598-1, DIN EN 60598-2-22, DIN 4844-1 and DIN EN 1838

SNP 1118 D LED 230V

Ceiling mounting

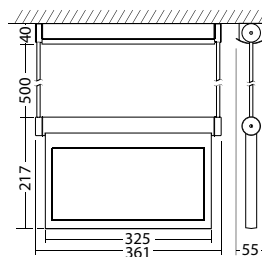
Art.no. 801 195 - J/SV
Art.no. 801 190 - SKÜ
Art.no. 801 199 - NE/SV



SNP 1118 P LED 230V

Pendulum mounting

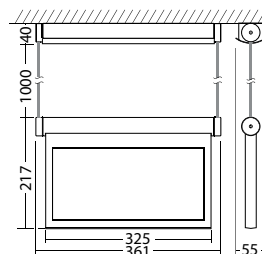
Art.no. 801 495 - J/SV
Art.no. 801 490 - SKÜ
Art.no. 801 499 - NE/SV



SNP 1118 S LED 230V

Cable suspension mounting

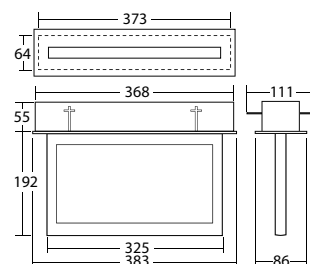
Art.no. 801 595 - J/SV
Art.no. 801 590 - SKÜ
Art.no. 801 599 - NE/SV



SNP 1118 E LED 230V

Recessed ceiling mounting

Art.no. 801 083 - J/SV
Art.no. 801 073 - SKÜ
Art.no. 801 093 - NE/SV



High quality, versatile LED edge lights made of brushed stainless steel.
Homogeneous illumination of the frameless, free hanging 20 mm acrylic pictograph by state-of-the-art LED technology.

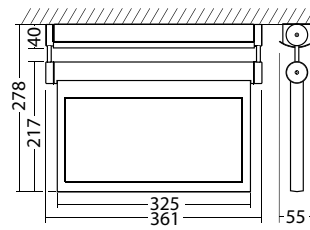
Technical data

- Viewing distance :** 30 m
 - Material :** Stainless steel brushed
 - Illuminant :** LEDs
 - Nominal voltage DC :** 24V ± 20%
 - Nominal current :** 125 mA
 - Terminals :** 2.5 mm² for feed-through wiring
 - Temperature ta :** -15°C... +40°C
 - Protection category :** IP40
 - Protection class :** III
- acc. to DIN EN 60598-1, DIN EN 60598-2-22, DIN 4844-1 and DIN EN 1838

SNP 1118 D LED 24V

Art.no. 810 173

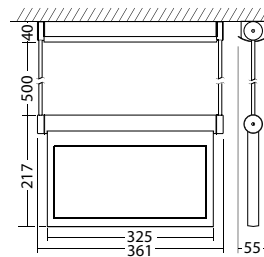
Ceiling mounting



SNP 1118 P LED 24V

Art.no. 810 174

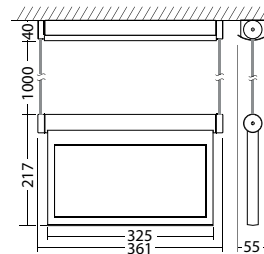
Pendulum mounting



SNP 1118 S LED 24V

Art.no. 810 175

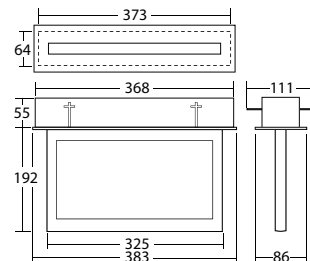
Cable suspension mounting



SNP 1118 E LED 24V

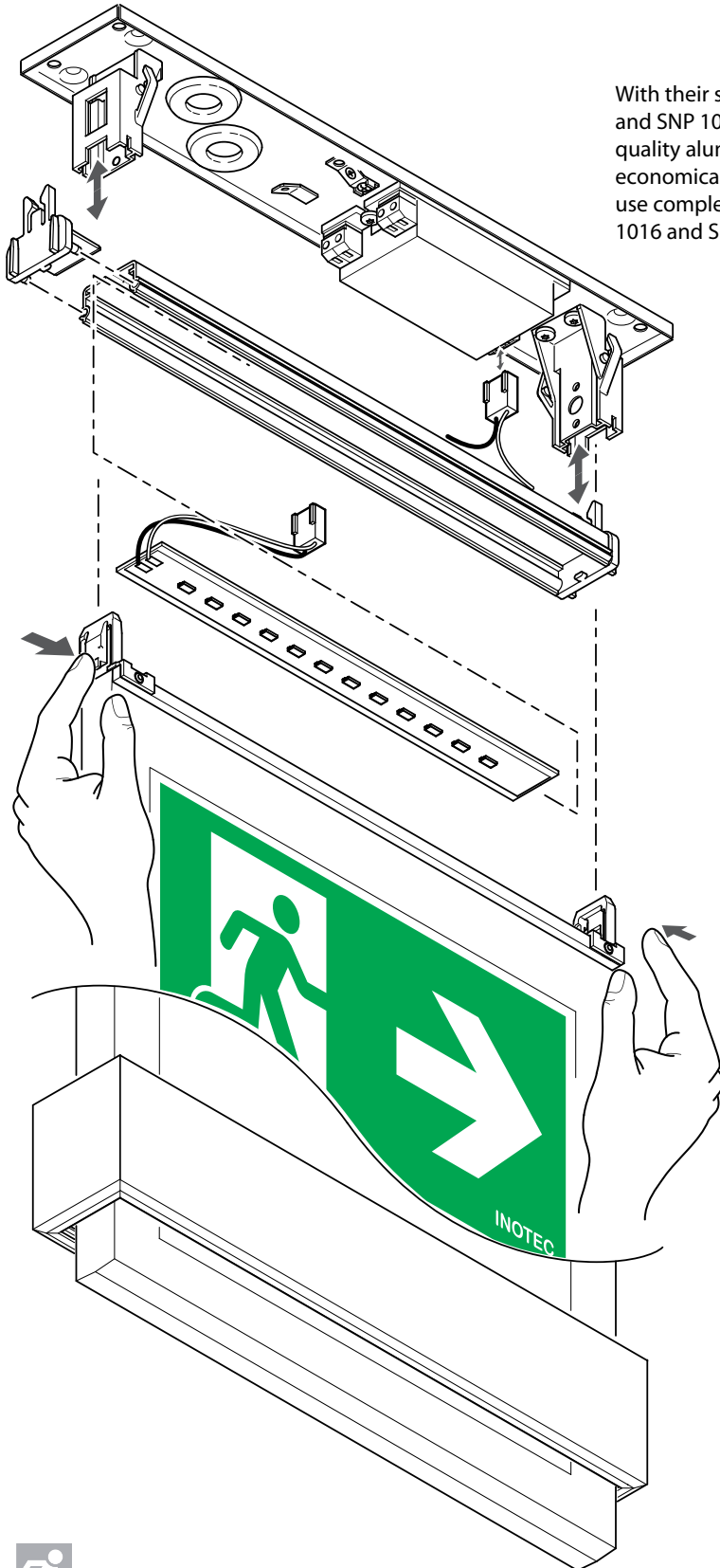
Art.no. 810 172

Recessed ceiling mounting





The easy-to-mount eye-catcher



With their screwless connections, INOTEC edge lights SNP 1016 and SNP 1018 offer a number of advantages. Made of high-quality aluminium, these luminaires are quick – and therefore economical – to install and maintain. Functionality and ease of use complement each other perfectly in the edge lights SNP 1016 and SNP 1018.



Functional edge lights made of high quality aluminium profile.
Homogeneous illumination of the frameless, free hanging 20 mm acrylic pictograph by state-of-the-art LED technology.

Technical data

- Viewing distance :** 22 m
 - Material :** Aluminum
 - Illuminant :** LEDs
 - Nominal voltage AC :** 230V ± 10%, 50/60Hz
 - Nominal voltage DC :** 220V ± 20%
 - Nominal current :** 17 mA
 - Power consumption :** 4.5 VA
 - Terminals :** 2.5 mm² for feed-through wiring
 - Temperature ta :** -15°C... +40°C
 - Protection category :** IP20
 - Protection class :** I
- acc. to DIN EN 60598-1, DIN EN 60598-2-22, DIN 4844-1 and DIN EN 1838

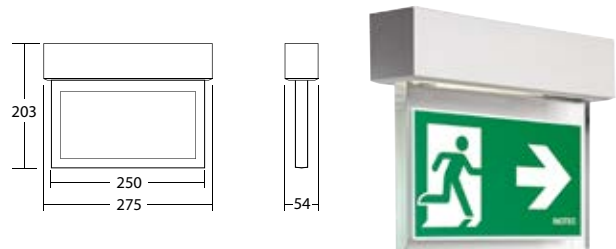
Pictograms exchangeable without tools

Housing-colours	Part.no.	Colour code
Special colours	...	L99
Attach the colour code to part number e.g.	800 014	LXX

SNP 1016.2 D LED 230V

Ceiling mounting

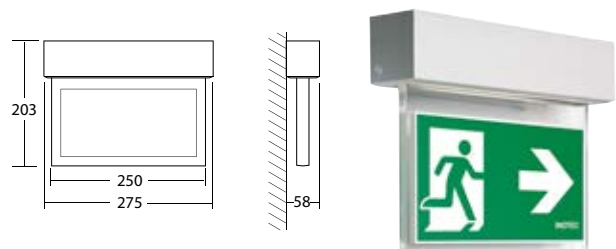
Art.no.801 163.2 - J/SV
Art.no.801 153.2 - SKÜ
Art.no.801 173.2 - NE/SV



SNP 1016.2 PM LED 230V

Parallel to wall mounting

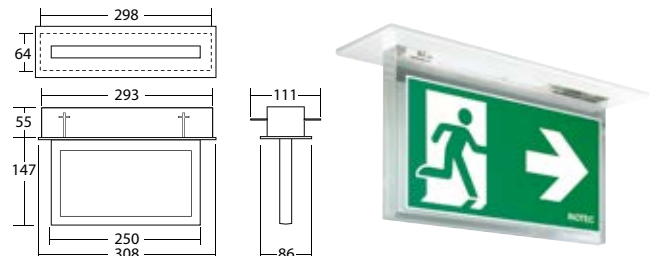
Art.no.801 363.2 - J/SV
Art.no.801 353.2 - SKÜ
Art.no.801 373.2 - NE/SV



SNP 1016.2 E LED 230V

Recessed ceiling mounting

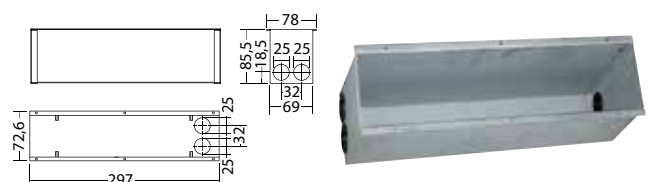
Art.no.801 064.2 - J/SV
Art.no.801 054.2 - SKÜ
Art.no.801 074.2 - NE/SV



Concrete installation box SNP 1016 E

Optional accessory

Art.no.890 698



Functional edge lights made of high quality aluminium profile.
Homogeneous illumination of the frameless, free hanging 20 mm acrylic pictograph by state-of-the-art LED technology.

Technical data

- Viewing distance :** 22 m
 - Material :** Aluminum
 - Illuminant :** LEDs
 - Nominal voltage AC :** 230V ± 10%, 50/60Hz
 - Nominal voltage DC :** 220V ± 20%
 - Nominal current :** 17 mA
 - Power consumption :** 4.5 VA
 - Terminals :** 2.5 mm² for feed-through wiring
 - Temperature ta :** -15°C... +40°C
 - Protection category :** IP20
 - Protection class :** I
- acc. to DIN EN 60598-1, DIN EN 60598-2-22, DIN 4844-1 and DIN EN 1838

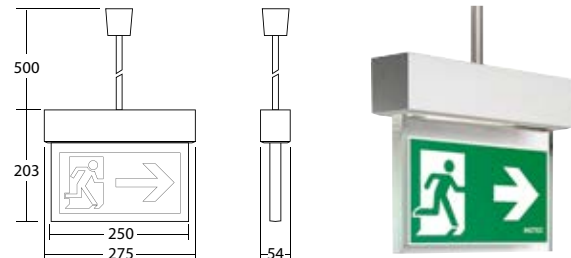
Pictograms exchangeable without tools

Housing-colours	Part.no.	Colour code
Special colours	...	L99
Attach the colour code to part number e.g.	800 014	LXX

SNP 1016.2 P LED 230V

Pendulum mounting

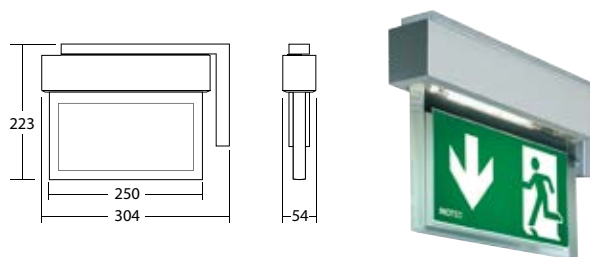
Art. no. 801 463.2 - J/SV
Art. no. 801 453.2 - SKÜ
Art. no. 801 473.2 - NE/SV



SNP 1016.2 WA LED 230V

Wall bracket mounting

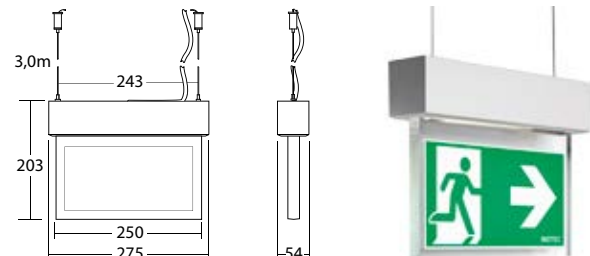
Art. no. 801 263.2 - J/SV
Art. no. 801 253.2 - SKÜ
Art. no. 801 273.2 - NE/SV



SNP 1016.2 S LED 230V

Cable suspension mounting

Art. no. 801 464.2 - J/SV
Art. no. 801 454.2 - SKÜ
Art. no. 801 474.2 - NE/SV



Functional edge lights made of high quality aluminium profile.
Homogeneous illumination of the frameless, free hanging 20 mm acrylic pictograph by state-of-the-art LED technology.

Technical data

- Viewing distance :** 22 m
 - Material :** Aluminum
 - Illuminant :** LEDs
 - Nominal voltage DC :** 24V ± 20%
 - Nominal current :** 85 mA
 - Terminals :** 2.5 mm² for feed-through wiring
 - Temperature ta :** -15°C... +40°C
 - Protection category :** IP20
 - Protection class :** III
- acc. to DIN EN 60598-1, DIN EN 60598-2-22, DIN 4844-1 and DIN EN 1838

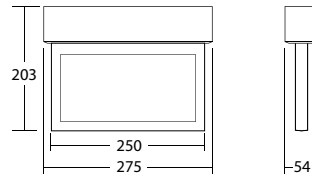
Pictograms exchangeable without tools

Housing-colours	Part.no.	Colour code
Special colours	...	L99
Attach the colour code to part number e.g.	800 014	LXX

SNP 1016.2 D LED 24V

Art.no. 810 096.2

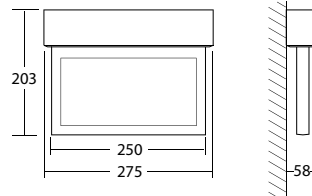
Ceiling mounting



SNP 1016.2 PM LED 24V

Art.no. 810 098.2

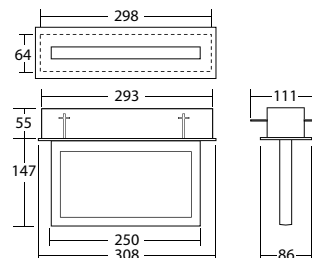
Parallel to wall mounting



SNP 1016.2 E LED 24V

Art.no. 810 100.2

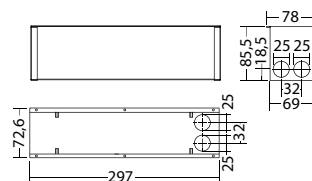
Recessed ceiling mounting



Concrete installation box SNP 1016 E

Art.no. 890 698

Optional accessory



Functional edge lights made of high quality aluminium profile.

Homogeneous illumination of the frameless, free hanging 20 mm acrylic pictograph by state-of-the-art LED technology.

Technical data

Viewing distance :	22 m
Material :	Aluminum
Illuminant :	LEDs
Nominal voltage DC :	24V ± 20%
Nominal current :	85 mA
Terminals :	2.5 mm ² for feed-through wiring
Temperature ta :	-15°C... +40°C
Protection category :	IP20
Protection class :	III
acc. to DIN EN 60598-1, DIN EN 60598-2-22, DIN 4844-1 and DIN EN 1838	

Pictograms exchangeable without tools

Housing-colours Part.no. Colour code

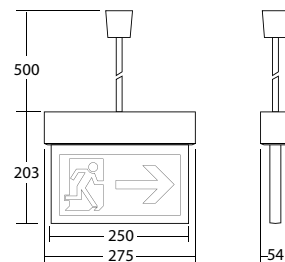
Special colours ... L99

Attach the colour code to part number e.g. **800 014 LXX**

SNP 1016.2 P LED 24V

Pendulum mounting

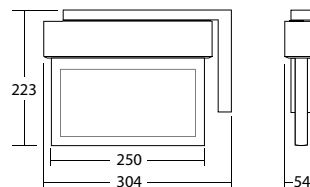
Art.no. 810 097.2



SNP 1016.2 WA LED 24V

Wall bracket mounting

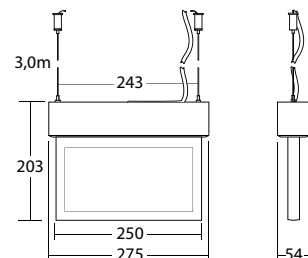
Art.no. 810 099.2



SNP 1016.2 S LED 24V

Cable suspension mounting

Art.no. 810 185.2



Functional edge lights made of high quality aluminium profile.
Homogeneous illumination of the frameless, free hanging 20 mm acrylic pictograph by state-of-the-art LED technology.

Technical data

- Viewing distance :** 30 m
 - Material :** Aluminum
 - Illuminant :** LEDs
 - Nominal voltage AC :** 230V ± 10%, 50/60Hz
 - Nominal voltage DC :** 220V ± 20%
 - Nominal current :** 22 mA
 - Power consumption :** 5.3 VA
 - Terminals :** 2.5 mm² for feed-through wiring
 - Temperature ta :** -15°C... +40°C
 - Protection category :** IP20
 - Protection class :** I
- acc. to DIN EN 60598-1, DIN EN 60598-2-22, DIN 4844-1 and DIN EN 1838

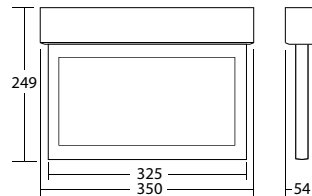
Pictograms exchangeable without tools

Housing-colours	Part.no.	Colour code
Special colours	...	L99
Attach the colour code to part number e.g.	800 014	LXX

SNP 1018.2 D LED 230V

Ceiling mounting

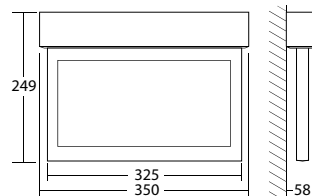
Art.no.801 169.2 - J/SV
Art.no.801 159.2 - SKÜ
Art.no.801 179.2 - NE/SV



SNP 1018.2 PM LED 230V

Parallel to wall mounting

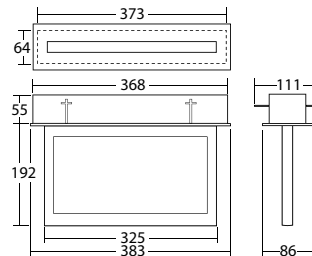
Art.no.801 369.2 - J/SV
Art.no.801 359.2 - SKÜ
Art.no.801 379.2 - NE/SV



SNP 1018.2 E LED 230V

Recessed ceiling mounting

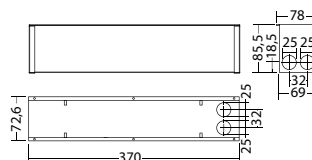
Art.no.801 069.2 - J/SV
Art.no.801 059.2 - SKÜ
Art.no.801 079.2 - NE/SV



Concrete installation box SNP 1018 E

Optional accessory

Art.no.890 699



Functional edge lights made of high quality aluminium profile.
Homogeneous illumination of the frameless, free hanging 20 mm acrylic pictograph by state-of-the-art LED technology.

Technical data

- Viewing distance :** 30 m
 - Material :** Aluminum
 - Illuminant :** LEDs
 - Nominal voltage AC :** 230V ± 10%, 50/60Hz
 - Nominal voltage DC :** 220V ± 20%
 - Nominal current :** 22 mA
 - Power consumption :** 5.3 VA
 - Terminals :** 2.5 mm² for feed-through wiring
 - Temperature ta :** -15°C... +40°C
 - Protection category :** IP20
 - Protection class :** I
- acc. to DIN EN 60598-1, DIN EN 60598-2-22, DIN 4844-1 and DIN EN 1838

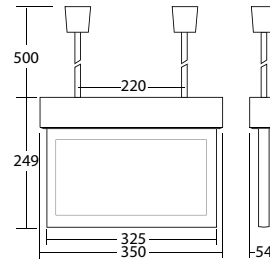
Pictograms exchangeable without tools

Housing-colours	Part.no.	Colour code
Special colours	...	L99
Attach the colour code to part number e.g.	800 014	LXX

SNP 1018.2 P LED 230V

Pendulum mounting

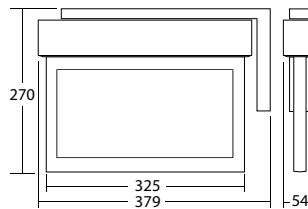
Art. no. 801 469.2 - J/SV
Art. no. 801 459.2 - SKÜ
Art. no. 801 479.2 - NE/SV



SNP 1018.2 WA LED 230V

Wall bracket mounting

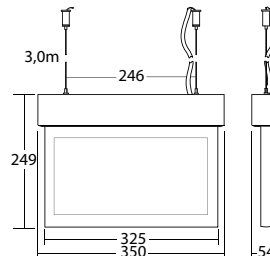
Art. no. 801 269.2 - J/SV
Art. no. 801 259.2 - SKÜ
Art. no. 801 279.2 - NE/SV



SNP 1018.2 S LED 230V

Cable suspension mounting

Art. no. 801 468.2 - J/SV
Art. no. 801 458.2 - SKÜ
Art. no. 801 478.2 - NE/SV



Functional edge lights made of high quality aluminium profile.
Homogeneous illumination of the frameless, free hanging 20 mm acrylic pictograph by state-of-the-art LED technology.

Technical data

- Viewing distance :** 30 m
Material : Aluminum
Illuminant : LEDs
Nominal voltage DC : 24V ± 20%
Nominal current : 125 mA
Terminals : 2.5 mm² for feed-through wiring
Temperature ta : -15°C... +40°C
Protection category : IP20
Protection class : III
 acc. to DIN EN 60598-1, DIN EN 60598-2-22, DIN 4844-1 and DIN EN 1838

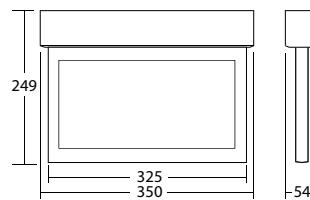
Pictograms exchangeable without tools

Housing-colours	Part.no.	Colour code
Special colours	...	L99
Attach the colour code to part number e.g.	800 014	LXX

SNP 1018.2 D LED 24V

Art.no. 810 101.2

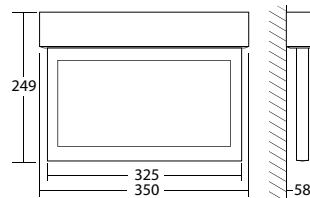
Ceiling mounting



SNP 1018.2 PM LED 24V

Art.no. 810 103.2

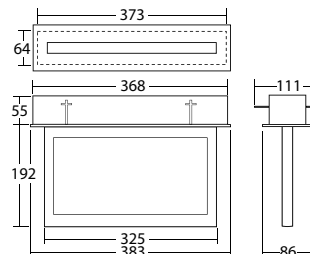
Parallel to wall mounting



SNP 1018.2 E LED 24V

Art.no. 810 105.2

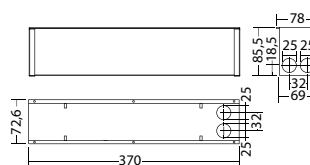
Recessed ceiling mounting



Concrete installation box SNP 1018 E

Art.no. 890 699

Optional accessory



Functional edge lights made of high quality aluminium profile.
Homogeneous illumination of the frameless, free hanging 20 mm acrylic pictograph by state-of-the-art LED technology.

Technical data

Viewing distance : 30 m
Material : Aluminum
Illuminant : LEDs
Nominal voltage DC : 24V ± 20%
Nominal current : 125 mA
Terminals : 2.5 mm² for feed-through wiring
Temperature ta : -15°C... +40°C
Protection category : IP20
Protection class : III
 acc. to DIN EN 60598-1, DIN EN 60598-2-22, DIN 4844-1 and DIN EN 1838

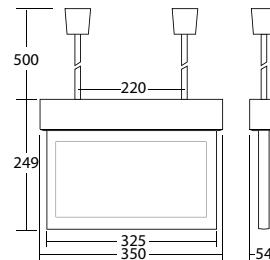
Pictograms exchangeable without tools

Housing-colours	Part.no.	Colour code
Special colours	...	L99
Attach the colour code to part number e.g.	800 014	LXX

SNP 1018.2 P LED 24V

Art.no. 810 102.2

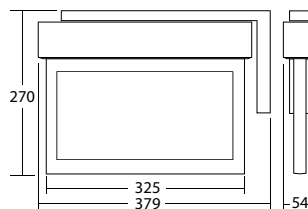
Pendulum mounting



SNP 1018.2 WA LED 24V

Art.no. 810 104.2

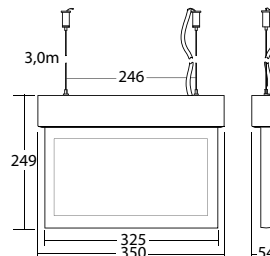
Wall bracket mounting



SNP 1018.2 S LED 24V

Art.no. 810 186.2

Cable suspension mounting





Edge lights

for connection to group-, central battery- or NEA - systems

J/SV

SKÜ

NE/SV

Functional edge lights made of high quality aluminium profile.
Homogeneous illumination of the frameless, free hanging 20 mm acrylic pictograph by state-of-the-art LED technology.

Technical data

- Viewing distance :** 50 m
 - Material :** Aluminum
 - Illuminant :** LEDs
 - Nominal voltage AC :** 230V ± 10%, 50/60Hz
 - Nominal voltage DC :** 220V ± 20%
 - Nominal current :** 85 mA
 - Power consumption :** 21.6 VA
 - Terminals :** 2.5 mm² for feed-through wiring
 - Temperature ta :** -15°C... +40°C
 - Protection category :** IP20
 - Protection class :** I
- acc. to DIN EN 60598-1, DIN EN 60598-2-22, DIN 4844-1 and DIN EN 1838

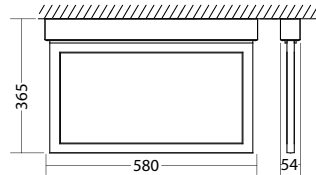
Pictograms exchangeable without tools

Housing-colours	Part.no.	Colour code
Special colours	...	L99
Attach the colour code to part number e.g.	800 014	LXX

SNP 1023.1 D LED 230V

Ceiling mounting

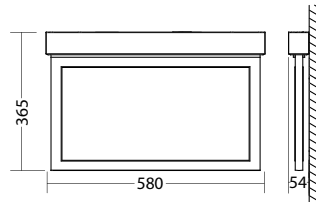
Art.no. 801 760 - J/SV
Art.no. 801 750 - SKÜ
Art.no. 801 770 - NE/SV



SNP 1023.1 PM LED 230V

Parallel to wall mounting

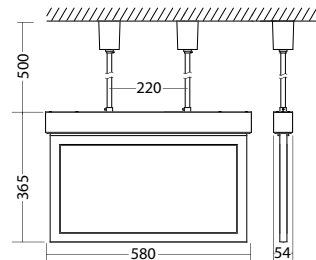
Art.no. 801 766 - J/SV
Art.no. 801 756 - SKÜ
Art.no. 801 776 - NE/SV



SNP 1023.1 P LED 230V

Pendulum mounting

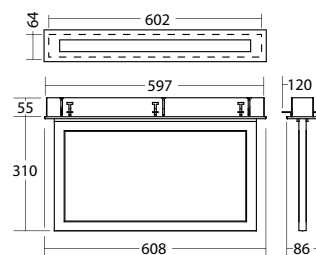
Art.no. 801 762 - J/SV
Art.no. 801 752 - SKÜ
Art.no. 801 772 - NE/SV



SNP 1023.1 E LED 230V

Recessed ceiling mounting

Art.no. 801 764 - J/SV
Art.no. 801 754 - SKÜ
Art.no. 801 774 - NE/SV





Aluminium luminaires

The all-rounder

The standout feature of INOTEC aluminium luminaires is the enormous number of application possibilities. Due to their range of housing sizes and the option of different colours, these aluminium luminaires can be configured to suit any building's interior design.






Advantages

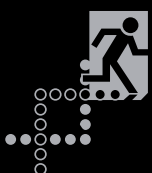
- Attractive design
- Easily interchangeable pictogram panels
- Tool-free opening

Areas of application

- Public buildings with attractive interior architecture
- Offices
- Shopping areas



	SNP 7184/7284	64
	SNP 7186/7286	68
	SNP 7188/7288	73
	FL 7188/7288	78
	SNP 7183/7283	82
	SNP 7166.1 UP	87
	SNP 7168.1 UP	90



Single sided aluminium profile emergency exit luminaires with light output bottom side.
Homogeneous illumination by state-of-the-art LED technology with a luminance of >500cd/m².

SNP 7184 LED 230V

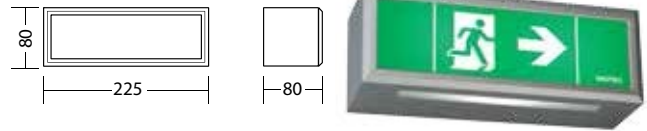
Wall mounting

Art.no.807 534 - J/SV
Art.no.807 533 - SKÜ
Art.no.807 537 - NE/SV

Technical data

Viewing distance :	12 m
Material :	Aluminum
Illuminant :	LEDs
Nominal voltage AC :	230V ± 10%, 50/60Hz
Nominal voltage DC :	220V ± 20%
Nominal current :	12 mA
Power consumption :	5.0 VA
Terminals :	2.5 mm ² for feed-through wiring
Temperature ta :	-15°C... +40°C
Protection category :	IP40
Protection class :	I

acc. to DIN EN 60598-1, DIN EN 60598-2-22, DIN 4844-1 and
DIN EN 1838

**Pictograms exchangeable without tools**

Housing-colours	Part.no.	Colour code
Special colours	...	L99
Attach the colour code to part number e.g.	800 014	LXX



Double sided aluminium profile emergency exit luminaires with light output bottom side.
Homogeneous illumination by state-of-the-art LED technology with a luminance of >500cd/m².

SNP 7284 LED 230V

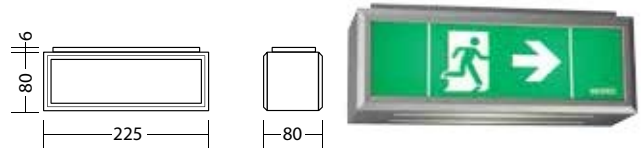
Ceiling mounting

Art.no.807 544 - J/SV
Art.no.807 543 - SKÜ
Art.no.807 548 - NE/SV

Technical data

Viewing distance :	12 m
Material :	Aluminum
Illuminant :	LEDs
Nominal voltage AC :	230V ± 10%, 50/60Hz
Nominal voltage DC :	220V ± 20%
Nominal current :	18 mA
Power consumption :	6.1 VA
Terminals :	2.5 mm ² for feed-through wiring
Temperature ta :	-15°C... +40°C
Protection category :	IP40
Protection class :	I

acc. to DIN EN 60598-1, DIN EN 60598-2-22, DIN 4844-1 and
DIN EN 1838

**Pictograms exchangeable without tools**

Housing-colours	Part.no.	Colour code
Special colours	...	L99
Attach the colour code to part number e.g.	800 014	LXX



Single sided aluminium profile emergency exit luminaires with light output bottom side.
Homogeneous illumination by state-of-the-art LED technology with a luminance of $>500\text{cd/m}^2$.

SNP 7184 LED 24V

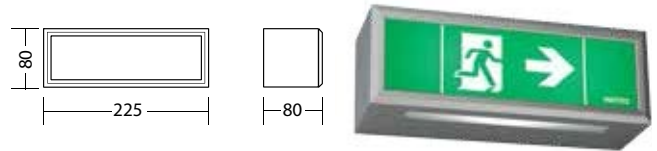
Art.no. 810 058

Wall mounting

Technical data

Viewing distance :	12 m
Material :	Aluminum
Illuminant :	LEDs
Nominal voltage DC :	24V \pm 20%
Nominal current :	80 mA
Terminals :	2.5 mm ² for feed-through wiring
Temperature ta :	-15°C... +40°C
Protection category :	IP40
Protection class :	III

acc. to DIN EN 60598-1, DIN EN 60598-2-22, DIN 4844-1 and
DIN EN 1838

**Pictograms exchangeable without tools**

Housing-colours	Part.no.	Colour code
Special colours	...	L99
Attach the colour code to part number e.g.	800 014	LXX



Double sided aluminium profile emergency exit luminaires with light output bottom side.
Homogeneous illumination by state-of-the-art LED technology with a luminance of $>500\text{cd/m}^2$.

SNP 7284 LED 24V

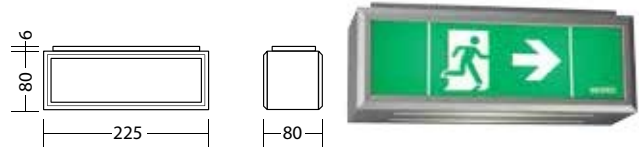
Ceiling mounting

Art.no. 810 042

Technical data

Viewing distance :	12 m
Material :	Aluminum
Illuminant :	LEDs
Nominal voltage DC :	24V \pm 20%
Nominal current :	115 mA
Terminals :	2.5 mm ² for feed-through wiring
Temperature ta :	-15°C... +40°C
Protection category :	IP40
Protection class :	III

acc. to DIN EN 60598-1, DIN EN 60598-2-22, DIN 4844-1 and
DIN EN 1838

**Pictograms exchangeable without tools**

Housing-colours	Part.no.	Colour code
Special colours	...	L99
Attach the colour code to part number e.g.	800 014	LXX



Single sided aluminium profile emergency exit luminaires with light output bottom side.
Homogeneous illumination by state-of-the-art LED technology with a luminance of >500cd/m².

SNP 7186 LED 230V

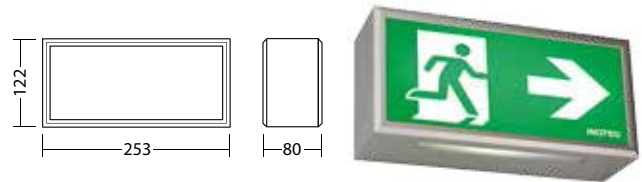
Wall mounting

Art.no.807 342 - J/SV
Art.no.807 332 - SKÜ
Art.no.807 352 - NE/SV

Technical data

Viewing distance :	20 m
Material :	Aluminum
Illuminant :	LEDs
Nominal voltage AC :	230V ± 10%, 50/60Hz
Nominal voltage DC :	220V ± 20%
Nominal current :	12 mA
Power consumption :	5.0 VA
Terminals :	2.5 mm ² for feed-through wiring
Temperature ta :	-15°C... +40°C
Protection category :	IP40
Protection class :	I

acc. to DIN EN 60598-1, DIN EN 60598-2-22, DIN 4844-1 and
DIN EN 1838

**Pictograms exchangeable without tools**

Housing-colours	Part.no.	Colour code
Special colours	...	L99
Attach the colour code to part number e.g.	800 014	LXX



Double sided aluminium profile emergency exit luminaires with light output bottom side.
Homogeneous illumination by state-of-the-art LED technology with a luminance of >500cd/m².

Technical data

- Viewing distance :** 20 m
 - Material :** Aluminum
 - Illuminant :** LEDs
 - Nominal voltage AC :** 230V ± 10%, 50/60Hz
 - Nominal voltage DC :** 220V ± 20%
 - Nominal current :** 18 mA
 - Power consumption :** 6.1 VA
 - Terminals :** 2.5 mm² for feed-through wiring
 - Temperature ta :** -15°C... +40°C
 - Protection category :** IP40
 - Protection class :** I
- acc. to DIN EN 60598-1, DIN EN 60598-2-22, DIN 4844-1 and DIN EN 1838


Pictograms exchangeable without tools

Housing-colours	Part.no.	Colour code
Special colours	...	L99
Attach the colour code to part number e.g.	800 014	LXX

SNP 7286 D LED 230V

Ceiling mounting

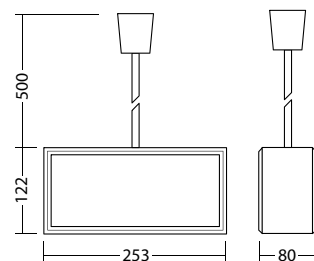
Art.no. 807 576 - J/SV
Art.no. 807 571 - SKÜ
Art.no. 807 596 - NE/SV



SNP 7286 P LED 230V

Pendulum mounting

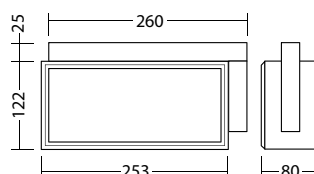
Art.no. 807 578 - J/SV
Art.no. 807 574 - SKÜ
Art.no. 807 598 - NE/SV



SNP 7286 WA LED 230V

Wall bracket mounting

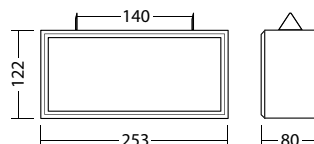
Art.no. 807 579 - J/SV
Art.no. 807 575 - SKÜ
Art.no. 807 599 - NE/SV



SNP 7286 K LED 230V

Chain mounting

Art.no. 807 577 - J/SV
Art.no. 807 573 - SKÜ
Art.no. 807 597 - NE/SV



Single sided aluminium profile emergency exit luminaires with light output bottom side.
Homogeneous illumination by state-of-the-art LED technology with a luminance of $>500\text{cd/m}^2$.

SNP 7186 LED 24V


Wall mounting

Art.no. 810 021

Technical data

Viewing distance :	20 m
Material :	Aluminum
Illuminant :	LEDs
Nominal voltage DC :	24V \pm 20%
Nominal current :	80 mA
Terminals :	2.5 mm ² for feed-through wiring
Temperature ta :	-15°C... +40°C
Protection category :	IP40
Protection class :	III

acc. to DIN EN 60598-1, DIN EN 60598-2-22, DIN 4844-1 and
DIN EN 1838

**Pictograms exchangeable without tools**

Housing-colours	Part.no.	Colour code
Special colours	...	L99
Attach the colour code to part number e.g.	800 014	LXX



Double sided aluminium profile emergency exit luminaires with light output bottom side.
Homogeneous illumination by state-of-the-art LED technology with a luminance of >500cd/m².

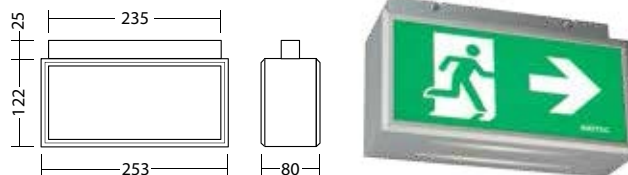
Technical data

- Viewing distance :** 20 m
 - Material :** Aluminum
 - Illuminant :** LEDs
 - Nominal voltage DC :** 24V ± 20%
 - Nominal current :** 115 mA
 - Terminals :** 2.5 mm² for feed-through wiring
 - Temperature ta :** -15°C...+40°C
 - Protection category :** IP40
 - Protection class :** III
- acc. to DIN EN 60598-1, DIN EN 60598-2-22, DIN 4844-1 and DIN EN 1838

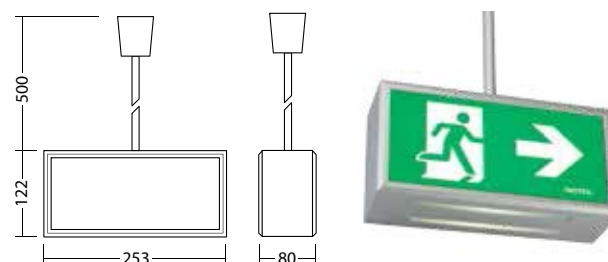
Pictograms exchangeable without tools

Housing-colours	Part.no.	Colour code
Special colours	...	L99
Attach the colour code to part number e.g.	800 014	LXX

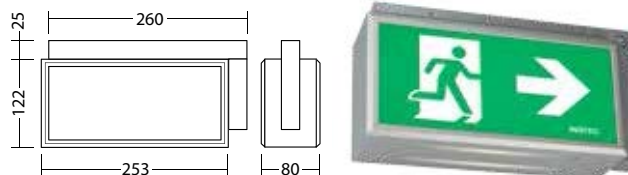
SNP 7286 D LED 24V Ceiling mounting
Art.no. 810 022



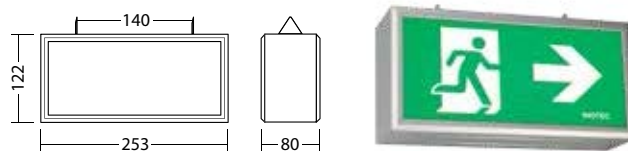
SNP 7286 P LED 24V Pendulum mounting
Art.no. 810 023



SNP 7286 WA LED 24V Wall bracket mounting
Art.no. 810 045



SNP 7286 K LED 24V Chain mounting
Art.no. 810 044





Single sided aluminium profile emergency exit luminaires with light output bottom side.
Homogeneous illumination by state-of-the-art LED technology with a luminance of >500cd/m².

SNP 7188 LED 230V

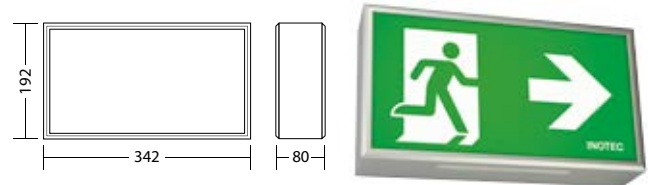
Wall mounting

Art.no.807 372 - J/SV
Art.no.807 362 - SKÜ
Art.no.807 382 - NE/SV

Technical data

Viewing distance :	35 m
Material :	Aluminum
Illuminant :	LEDs
Nominal voltage AC :	230V ± 10%, 50/60Hz
Nominal voltage DC :	220V ± 20%
Nominal current :	18 mA
Power consumption :	6.1 VA
Terminals :	2.5 mm ² for feed-through wiring
Temperature ta :	-15°C... +40°C
Protection category :	IP40
Protection class :	I

acc. to DIN EN 60598-1, DIN EN 60598-2-22, DIN 4844-1 and
DIN EN 1838

**Pictograms exchangeable without tools**

Housing-colours	Part.no.	Colour code
Special colours	...	L99
Attach the colour code to part number e.g.	800 014	LXX





Double sided aluminium profile emergency exit luminaires with light output bottom side.
Homogeneous illumination by state-of-the-art LED technology with a luminance of >500cd/m².

Technical data

- Viewing distance :** 35 m
 - Material :** Aluminum
 - Illuminant :** LEDs
 - Nominal voltage AC :** 230V ± 10%, 50/60Hz
 - Nominal voltage DC :** 220V ± 20%
 - Nominal current :** 32 mA
 - Power consumption :** 8.3 VA
 - Terminals :** 2.5 mm² for feed-through wiring
 - Temperature ta :** -15°C... +40°C
 - Protection category :** IP40
 - Protection class :** I
- acc. to DIN EN 60598-1, DIN EN 60598-2-22, DIN 4844-1 and DIN EN 1838

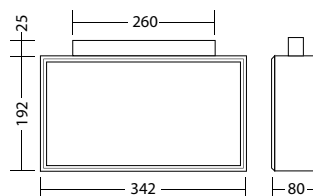
Pictograms exchangeable without tools

Housing-colours	Part.no.	Colour code
Special colours	...	L99
Attach the colour code to part number e.g.	800 014	LXX

SNP 7288 D LED 230V

Ceiling mounting

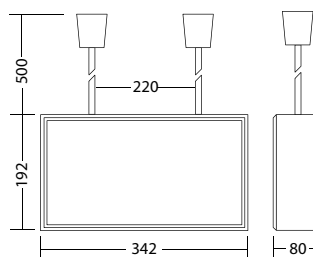
Art.no. 807 607 - J/SV
Art.no. 807 606 - SKÜ
Art.no. 807 608 - NE/SV



SNP 7288 P LED 230V

Pendulum mounting

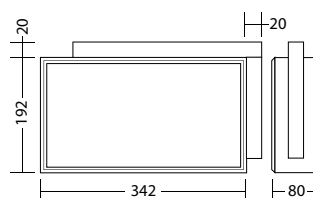
Art.no. 807 617 - J/SV
Art.no. 807 614 - SKÜ
Art.no. 807 637 - NE/SV



SNP 7288 WA LED 230V

Wall bracket mounting

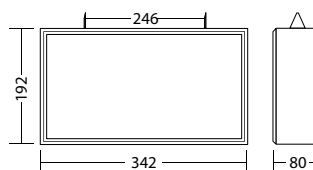
Art.no. 807 616 - J/SV
Art.no. 807 613 - SKÜ
Art.no. 807 638 - NE/SV



SNP 7288 K LED 230V

Chain mounting

Art.no. 807 618 - J/SV
Art.no. 807 615 - SKÜ
Art.no. 807 636 - NE/SV



Single sided aluminium profile emergency exit luminaires with light output bottom side.
Homogeneous illumination by state-of-the-art LED technology with a luminance of $>500\text{cd/m}^2$.

SNP 7188 LED 24V

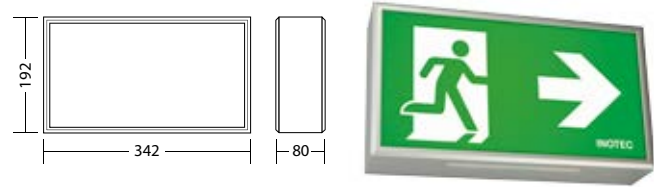
Wall mounting

Art.no. 810 046

Technical data

Viewing distance :	35 m
Material :	Aluminum
Illuminant :	LEDs
Nominal voltage DC :	24V \pm 20%
Nominal current :	115 mA
Terminals :	2.5 mm ² for feed-through wiring
Temperature ta :	-15°C... +40°C
Protection category :	IP40
Protection class :	III

acc. to DIN EN 60598-1, DIN EN 60598-2-22, DIN 4844-1 and
DIN EN 1838

**Pictograms exchangeable without tools**

Housing-colours	Part.no.	Colour code
Special colours	...	L99
Attach the colour code to part number e.g.	800 014	LXX



Double sided aluminium profile emergency exit luminaires with light output bottom side.
Homogeneous illumination by state-of-the-art LED technology with a luminance of >500cd/m².

Technical data

- Viewing distance :** 35 m
 - Material :** Aluminum
 - Illuminant :** LEDs
 - Nominal voltage DC :** 24V ± 20%
 - Nominal current :** 200 mA
 - Terminals :** 2.5 mm² for feed-through wiring
 - Temperature ta :** -15°C... +40°C
 - Protection category :** IP40
 - Protection class :** III
- acc. to DIN EN 60598-1, DIN EN 60598-2-22, DIN 4844-1 and DIN EN 1838

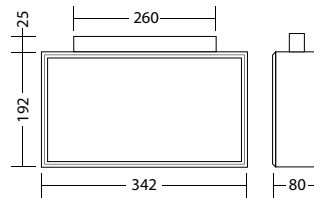
Pictograms exchangeable without tools

Housing-colours	Part.no.	Colour code
Special colours	...	L99
Attach the colour code to part number e.g.	800 014	LXX

SNP 7288 D LED 24V

Ceiling mounting

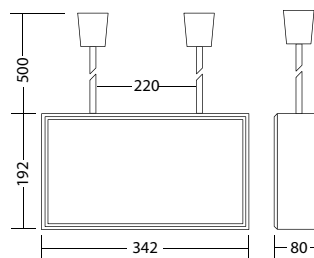
Art.no. 810 047



SNP 7288 P LED 24V

Pendulum mounting

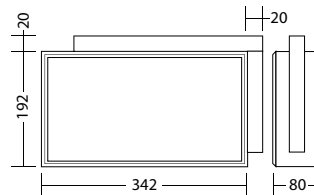
Art.no. 810 048



SNP 7288 WA LED 24V

Wall bracket mounting

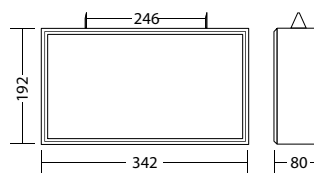
Art.no. 810 049



SNP 7288 K LED 24V

Chain mounting

Art.no. 810 043



Dynamic single-sided emergency exit luminaire made of high quality aluminium profile. Ideal to display the safe escape route depending on the smoke situation inside a building.

FL 7188 LED 230V

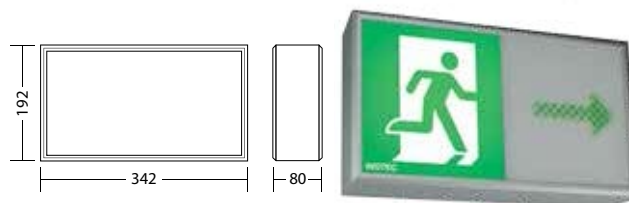
Art.no. 800 101V

Wall mounting

Technical data

Viewing distance :	35 m
Material :	Aluminum
Illuminant :	LEDs
Nominal voltage AC :	230V ± 10%, 50/60Hz
Nominal voltage DC :	220V ± 20%
Nominal current :	33 mA
Power consumption :	14.3 VA
Terminals :	2.5 mm ² for feed-through wiring
Temperature ta :	-15°C... +40°C
Protection category :	IP40
Protection class :	I

acc. to DIN EN 60598-1, DIN EN 60598-2-22, DIN 4844-1 and
DIN EN 1838

**Housing-colours Part.no. Colour code**

Special colours ... L99

Attach the colour code to
part number e.g. **800 014 LXX**



Dynamic double-sided emergency exit luminaire made of high quality aluminium profile. Ideal to display the safe escape route depending on the smoke situation inside a building.

Technical data

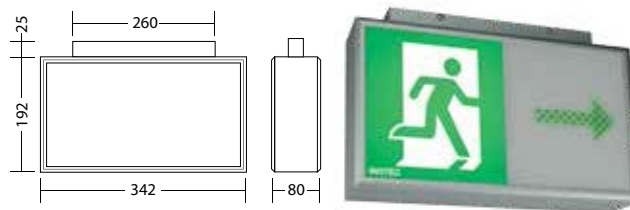
- Viewing distance :** 35 m
 - Material :** Aluminum
 - Illuminant :** LEDs
 - Nominal voltage AC :** 230V ± 10%, 50/60Hz
 - Nominal voltage DC :** 220V ± 20%
 - Nominal current :** 33 mA (single-sided)
66 mA (double-sided)
 - Power consumption :** 14.3 VA (single-sided)
28.6 VA (double-sided)
 - Terminals :** 2.5 mm² for feed-through wiring
 - Temperature ta :** -15°C... +40°C
 - Protection category :** IP40
 - Protection class :** I
- acc. to DIN EN 60598-1, DIN EN 60598-2-22, DIN 4844-1 and DIN EN 1838

Housing-colours	Part.no.	Colour code
Special colours	...	L99
Attach the colour code to part number e.g.	800 014	LXX

FL 7288 D LED 230V

Ceiling mounting

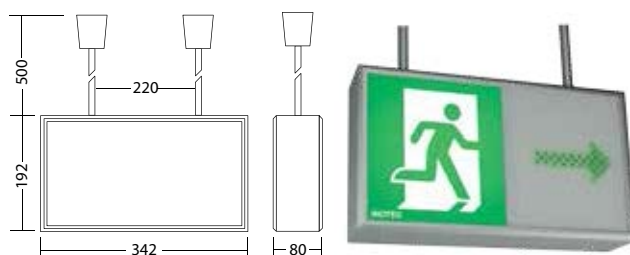
Art.no. 800 103V



FL 7288 P LED 230V

Pendulum mounting

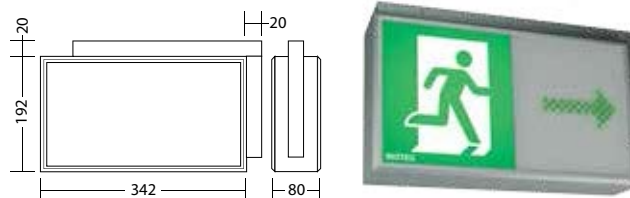
Art.no. 800 107V



FL 7288 WA LED 230V

Wall bracket mounting

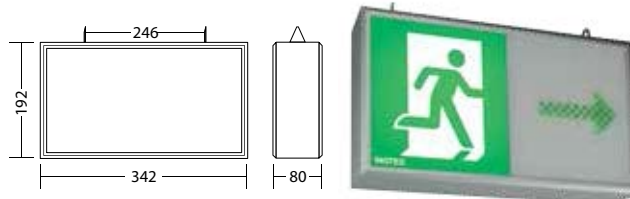
Art.no. 800 105V



FL 7288 K LED 230V

Chain mounting

Art.no. 800 109V



Dynamic single-sided emergency exit luminaire made of high quality aluminium profile. Ideal to display the safe escape route depending on the smoke situation inside a building.

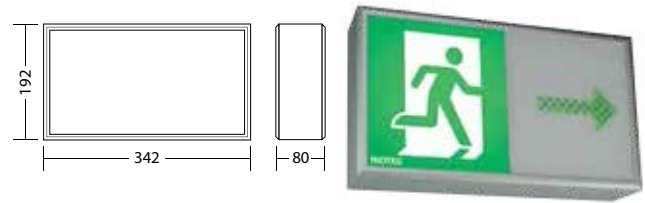
FL 7188 LED 24V

Art.no. 800 100V

Wall mounting

Technical data

Viewing distance : 35 m
Material : Aluminum
Illuminant : LEDs
Nominal voltage DC : 24V ± 20%
Nominal current : 200 mA
Terminals : 2.5 mm² for feed-through wiring
Temperature ta : -15°C... +40°C
Protection category : IP40
Protection class : III
 acc. to DIN EN 60598-1, DIN EN 60598-2-22, DIN 4844-1 and DIN EN 1838



Housing-colours	Part.no.	Colour code
Special colours	...	L99
Attach the colour code to part number e.g.	800 014	LXX



Dynamic double-sided emergency exit luminaire made of high quality aluminium profile. Ideal to display the safe escape route depending on the smoke situation inside a building.

Technical data

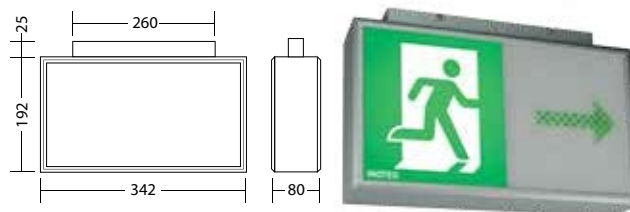
- Viewing distance :** 35 m
 - Material :** Aluminum
 - Illuminant :** LEDs
 - Nominal voltage DC :** 24V ± 20%
 - Nominal current :** 200 mA (single-sided)
400 mA (double-sided)
 - Terminals :** 2.5 mm² for feed-through wiring
 - Temperature ta :** -15°C... +40°C
 - Protection category :** IP40
 - Protection class :** III
- acc. to DIN EN 60598-1, DIN EN 60598-2-22, DIN 4844-1 and DIN EN 1838

Housing-colours	Part.no.	Colour code
Special colours	...	L99
Attach the colour code to part number e.g.	800 014	LXX

FL 7288 D LED 24V

Art.no. 800 102V

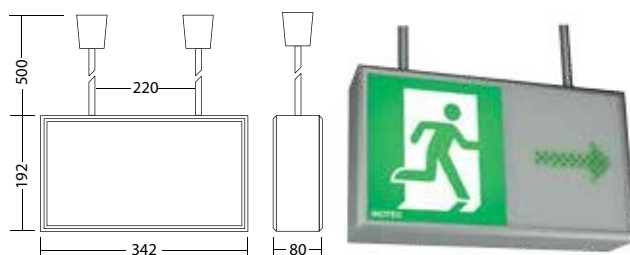
Ceiling mounting



FL 7288 P LED 24V

Art.no. 800 106V

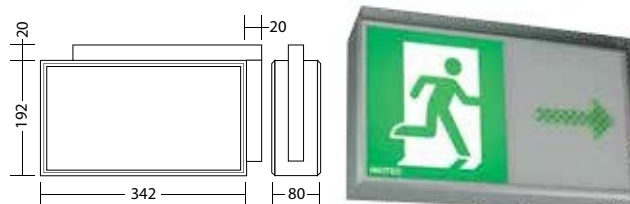
Pendulum mounting



FL 7288 WA LED 24V

Art.no. 800 104V

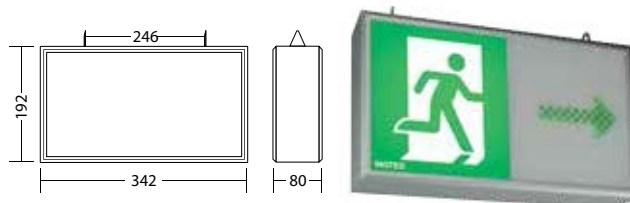
Wall bracket mounting



FL 7288 K LED 24V

Art.no. 800 108V

Chain mounting



Single sided aluminium profile emergency exit luminaires with light output bottom side.

Homogeneous illumination by state-of-the-art LED technology with a luminance of >500cd/m².

SNP 7183 LED 230V

Wall mounting

Art.no. 807 327 - J/SV

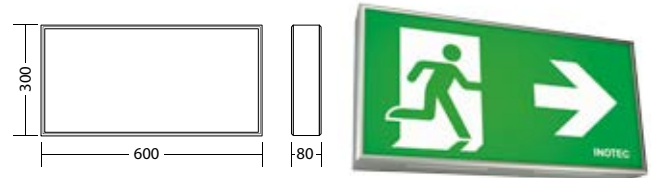
Art.no. 807 326 - SKÜ

Art.no. 807 328 - NE/SV

Technical data

Viewing distance :	60 m
Material :	Aluminum
Illuminant :	LEDs
Nominal voltage AC :	230V ± 10%, 50/60Hz
Nominal voltage DC :	220V ± 20%
Nominal current :	32 mA
Power consumption :	8.3 VA
Terminals :	2.5 mm ² for feed-through wiring
Temperature ta :	-15°C... +40°C
Protection category :	IP40
Protection class :	I

acc. to DIN EN 60598-1, DIN EN 60598-2-22, DIN 4844-1 and
DIN EN 1838

**Pictograms exchangeable without tools**

Housing-colours	Part.no.	Colour code
Special colours	...	L99
Attach the colour code to part number e.g.	800 014	LXX



Double sided aluminium profile emergency exit luminaires with light output bottom side.
Homogeneous illumination by state-of-the-art LED technology with a luminance of >500cd/m².

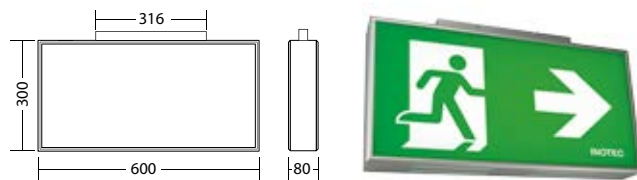
Technical data

- Viewing distance :** 60 m
 - Material :** Aluminum
 - Illuminant :** LEDs
 - Nominal voltage AC :** 230V ± 10%, 50/60Hz
 - Nominal voltage DC :** 220V ± 20%
 - Nominal current :** 41 mA
 - Power consumption :** 18.7 VA
 - Terminals :** 2.5 mm² for feed-through wiring
 - Temperature ta :** -15°C... +40°C
 - Protection category :** IP40
 - Protection class :** I
- acc. to DIN EN 60598-1, DIN EN 60598-2-22, DIN 4844-1 and DIN EN 1838

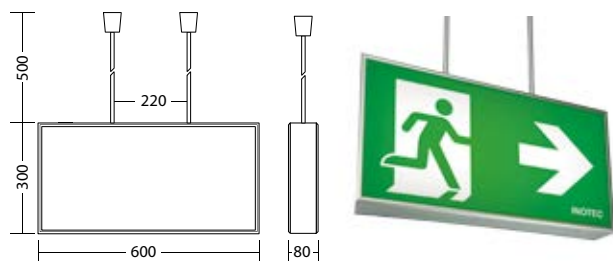
Pictograms exchangeable without tools

Housing-colours	Part.no.	Colour code
Special colours	...	L99
Attach the colour code to part number e.g.	800 014	LXX

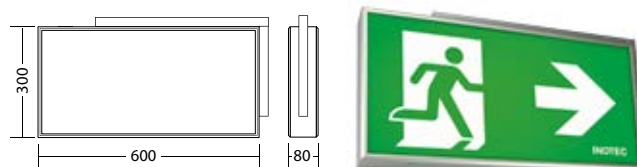
SNP 7283 D LED 230V Ceiling mounting
Art.no. 807 640 - J/SV
Art.no. 807 639 - SKÜ
Art.no. 807 641 - NE/SV



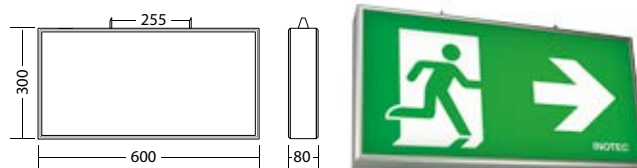
SNP 7283 P LED 230V Pendulum mounting
Art.no. 807 646 - J/SV
Art.no. 807 645 - SKÜ
Art.no. 807 647 - NE/SV



SNP 7283 WA LED 230V Wall bracket mounting
Art.no. 807 643 - J/SV
Art.no. 807 642 - SKÜ
Art.no. 807 644 - NE/SV



SNP 7283 K LED 230V Chain mounting
Art.no. 807 649 - J/SV
Art.no. 807 648 - SKÜ
Art.no. 807 650 - NE/SV



Single sided aluminium profile emergency exit luminaires with light output bottom side.
Homogeneous illumination by state-of-the-art LED technology with a luminance of >500cd/m².

SNP 7183 LED 24V

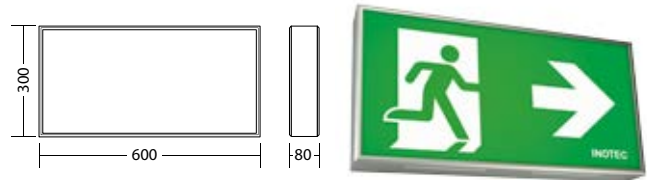
Wall mounting

Art.no. 810 159

Technical data

Viewing distance :	60 m
Material :	Aluminum
Illuminant :	LEDs
Nominal voltage DC :	24V ± 20%
Nominal current :	200 mA
Terminals :	2.5 mm ² for feed-through wiring
Temperature ta :	-15°C... +40°C
Protection category :	IP40
Protection class :	III

acc. to DIN EN 60598-1, DIN EN 60598-2-22, DIN 4844-1 and
DIN EN 1838

**Pictograms exchangeable without tools**

Housing-colours	Part.no.	Colour code
Special colours	...	L99
Attach the colour code to part number e.g.	800 014	LXX



Double sided aluminium profile emergency exit luminaires with light output bottom side.
Homogeneous illumination by state-of-the-art LED technology with a luminance of >500cd/m².

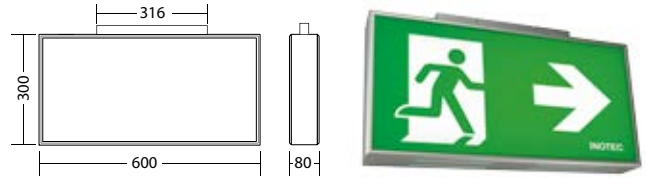
Technical data

- Viewing distance :** 60 m
 - Material :** Aluminum
 - Illuminant :** LEDs
 - Nominal voltage DC :** 24V ± 20%
 - Nominal current :** 400 mA
 - Terminals :** 2.5 mm² for feed-through wiring
 - Temperature ta :** -15°C... +40°C
 - Protection category :** IP40
 - Protection class :** III
- acc. to DIN EN 60598-1, DIN EN 60598-2-22, DIN 4844-1 and DIN EN 1838

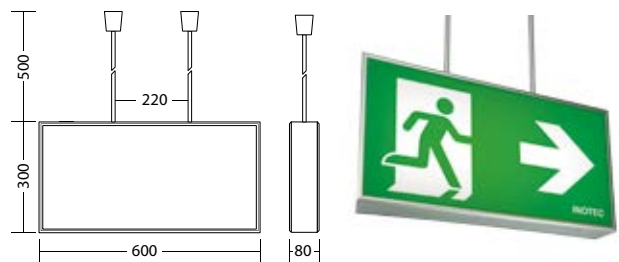
Pictograms exchangeable without tools

Housing-colours	Part.no.	Colour code
Special colours	...	L99
Attach the colour code to part number e.g.	800 014	LXX

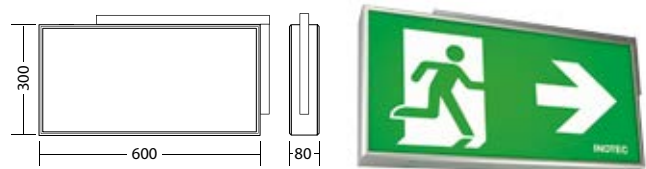
SNP 7283 D LED 24V Ceiling mounting
Art.no. 810 153



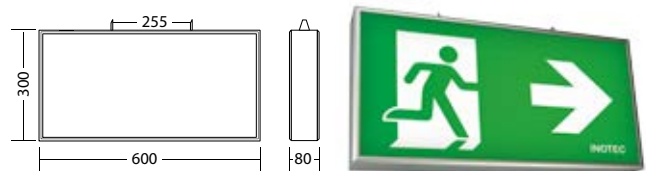
SNP 7283 P LED 24V Pendulum mounting
Art.no. 810 155

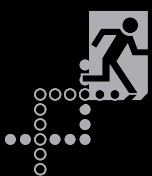


SNP 7283 WA LED 24V Wall bracket mounting
Art.no. 810 154



SNP 7283 K LED 24V Chain mounting
Art.no. 810 156





Single sided aluminium profile emergency exit luminaires for recessed wall mounting. Invisible frame with an installation depth of 60mm. Homogeneous illumination by state-of-the-art LED technology with a luminance of >500cd/m².

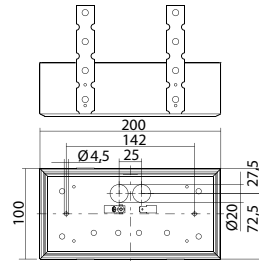
Technical data

Viewing distance :	20 m
Material :	Aluminum
Illuminant :	LEDs
Nominal voltage AC :	230V ± 10%, 50/60Hz
Nominal voltage DC :	220V ± 20%
Nominal current :	18 mA
Power consumption :	6.1 VA
Terminals :	2.5 mm ² for feed-through wiring
Temperature ta :	-15°C... +40°C
Protection category :	IP40
Protection class :	I

acc. to DIN EN 60598-1, DIN EN 60598-2-22, DIN 4844-1 and
DIN EN 1838

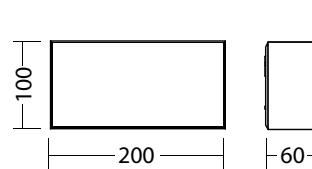
SNP 7166.1 LED UP w. wall-anchor Recessed wall mounting

Art. no. 807 295 - J/SV
Art. no. 807 294 - SKÜ
Art. no. 807 296 - NE/SV



SNP 7166.1 LED UP w/o wallanchor Recessed wall mounting

Art. no. 807 292 - J/SV
Art. no. 807 291 - SKÜ
Art. no. 807 293 - NE/SV



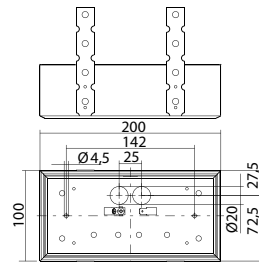
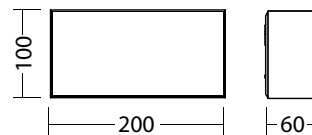


Single sided aluminium profile emergency exit luminaires for recessed wall mounting. Invisible frame with an installation depth of 60mm. Homogeneous illumination by state-of-the-art LED technology with a luminance of >500cd/m².

Technical data

Viewing distance :	20 m
Material :	Aluminum
Illuminant :	LEDs
Nominal voltage DC :	24V ± 20%
Nominal current :	115 mA
Terminals :	2.5 mm ² for feed-through wiring
Temperature ta :	-15°C... +40°C
Protection category :	IP40
Protection class :	III

acc. to DIN EN 60598-1, DIN EN 60598-2-22, DIN 4844-1 and
DIN EN 1838

SNP 7166.1 LED UP w. wall-anchor Recessed wall mounting
Art.no. 810 152**SNP 7166.1 LED UP w/o wallanchor** Recessed wall mounting
Art.no. 810 150

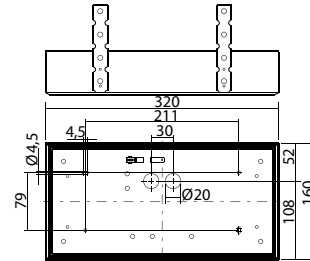
Single sided aluminium profile emergency exit luminaires for recessed wall mounting. Invisible frame with an installation depth of 60mm. Homogeneous illumination by state-of-the-art LED technology with a luminance of >500cd/m².

Technical data

- Viewing distance :** 32 m
 - Material :** Aluminum
 - Illuminant :** LEDs
 - Nominal voltage AC :** 230V ± 10%, 50/60Hz
 - Nominal voltage DC :** 220V ± 20%
 - Nominal current :** 18 mA
 - Power consumption :** 8.3 VA
 - Terminals :** 2.5 mm² for feed-through wiring
 - Temperature ta :** -15°C... +40°C
 - Protection category :** IP40
 - Protection class :** I
- acc. to DIN EN 60598-1, DIN EN 60598-2-22, DIN 4844-1 and DIN EN 1838

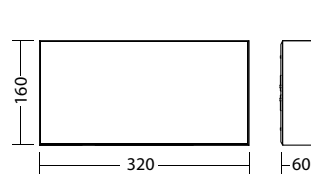
SNP 7168.1 LED UP w. wallanchor Recessed wall mounting

Art.no. 807 282 - J/SV
 Art.no. 807 281 - SKÜ
 Art.no. 807 283 - NE/SV



SNP 7168.1 LED UP w/o wallanchor Recessed wall mounting

Art.no. 807 272 - J/SV
 Art.no. 807 271 - SKÜ
 Art.no. 807 273 - NE/SV

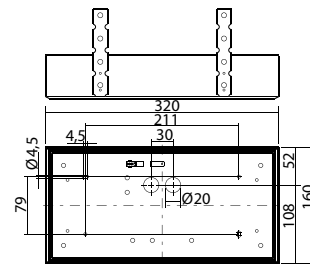
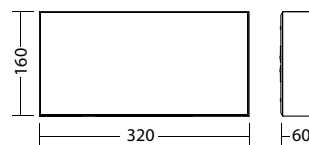


Single sided aluminium profile emergency exit luminaires for recessed wall mounting. Invisible frame with an installation depth of 60mm. Homogeneous illumination by state-of-the-art LED technology with a luminance of >500cd/m².

Technical data

Viewing distance :	32 m
Material :	Aluminum
Illuminant :	LEDs
Nominal voltage DC :	24V ± 20%
Nominal current :	115 mA
Terminals :	2.5 mm ² for feed-through wiring
Temperature ta :	-15°C... +40°C
Protection category :	IP40
Protection class :	III

acc. to DIN EN 60598-1, DIN EN 60598-2-22, DIN 4844-1 and DIN EN 1838

SNP 7168.1 LED UP w. wallanchor Recessed wall mounting
Art.no.810 151**SNP 7168.1 LED UP w/o wallanchor** Recessed wall mounting
Art.no.810 149



Schulungszentrum



Four-sided exit signs Emergency exit luminaires with four-sided light output

INOTEC four-sided exit signs are made of high-quality aluminium and are available in two viewing distance options. These four-sided exit luminaires are a perfect addition to our range of aluminium luminaires, completing our offer. They offer clear advantages at points where emergency routes cross. The luminaires are available in versions with compact fluorescent lamps or with modern LED technology.

Advantages

- Reduces number of exit signs
- Easy to install

Areas of application

- Warehouses
- Workplaces
- Sales outlets



SNP 7460

94



SNP 7463

96

Cubic emergency exit luminaires made of aluminium profile.
Homogeneous illumination by state-of-the-art LED technology with a luminance of >500cd/m².

Technical data

- Viewing distance :** 35 m
 - Material :** Aluminum
 - Illuminant :** LEDs
 - Nominal voltage AC :** 230V ± 10%, 50/60Hz
 - Nominal voltage DC :** 220V ± 20%
 - Nominal current :** 32 mA
 - Power consumption :** 8.3 VA
 - Terminals :** 2.5 mm² for feed-through wiring
 - Temperature ta :** -15°C... +40°C
 - Protection category :** IP40
 - Protection class :** I
- acc. to DIN EN 60598-1, DIN EN 60598-2-22, DIN 4844-1 and DIN EN 1838

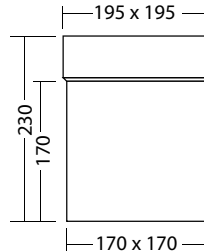
Housing-colours	Part.no.	Colour code
Special colours	...	L99

Attach the colour code to part number e.g. **800 014 LXX**

SNP 7460 D LED 230V

Ceiling mounting

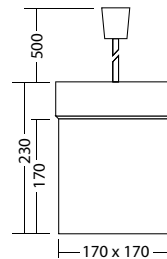
Art.no. 807 924 - J/SV
Art.no. 807 904 - SKÜ
Art.no. 807 929 - NE/SV



SNP 7460 P LED 230V

Pendulum mounting

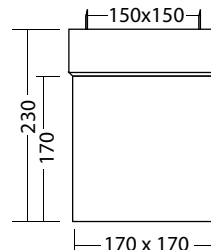
Art.no. 807 926 - J/SV
Art.no. 807 906 - SKÜ
Art.no. 807 931 - NE/SV



SNP 7460 K LED 230V

Chain mounting

Art.no. 807 927 - J/SV
Art.no. 807 907 - SKÜ
Art.no. 807 928 - NE/SV



Cubic emergency exit luminaires made of aluminium profile.
Homogeneous illumination by state-of-the-art LED technology with a luminance of >500cd/m².

Technical data

- Viewing distance :** 35 m
 - Material :** Aluminum
 - Illuminant :** LEDs
 - Nominal voltage DC :** 24V ± 20%
 - Nominal current :** 200 mA
 - Terminals :** 2.5 mm² for feed-through wiring
 - Temperature ta :** -15°C... +40°C
 - Protection category :** IP40
 - Protection class :** III
- acc. to DIN EN 60598-1, DIN EN 60598-2-22, DIN 4844-1 and DIN EN 1838

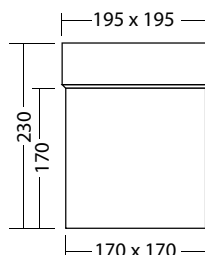
Housing-colours	Part.no.	Colour code
Special colours	...	L99

Attach the colour code to part number e.g. **800 014 LXX**

SNP 7460 D LED 24V

Art.no. 810 071

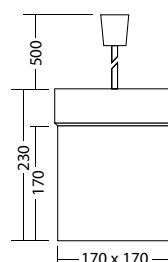
Ceiling mounting



SNP 7460 P LED 24V

Art.no. 810 089

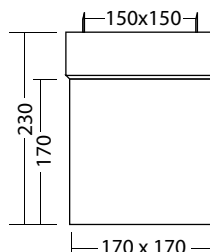
Pendulum mounting



SNP 7460 K LED 24V

Art.no. 810 090

Chain mounting



Cubic emergency exit luminaires made of aluminium profile.
Homogeneous illumination by state-of-the-art LED technology with a luminance of >500cd/m².

Technical data

- Viewing distance :** 60 m
 - Material :** Aluminum
 - Illuminant :** LEDs
 - Nominal voltage AC :** 230V ± 10%, 50/60Hz
 - Nominal voltage DC :** 220V ± 20%
 - Nominal current :** 85 mA
 - Power consumption :** 21.6 VA
 - Terminals :** 2.5 mm² for feed-through wiring
 - Temperature ta :** -15°C... +40°C
 - Protection category :** IP40
 - Protection class :** I
- acc. to DIN EN 60598-1, DIN EN 60598-2-22, DIN 4844-1 and DIN EN 1838

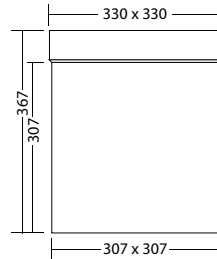
Housing-colours	Part.no.	Colour code
Special colours	...	L99

Attach the colour code to part number e.g. **800 014 LXX**

SNP 7463 D LED 230V

Ceiling mounting

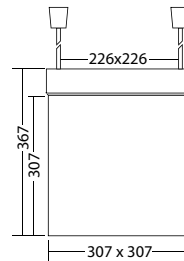
- Art.no. 807 955 - J/SV
- Art.no. 807 953 - SKÜ
- Art.no. 807 957 - NE/SV



SNP 7463 P LED 230V

Pendulum mounting

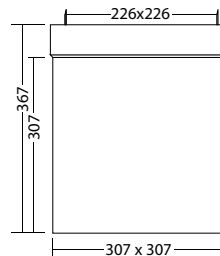
- Art.no. 807 964 - J/SV
- Art.no. 807 963 - SKÜ
- Art.no. 807 965 - NE/SV



SNP 7463 K LED 230V

Chain mounting

- Art.no. 807 956 - J/SV
- Art.no. 807 954 - SKÜ
- Art.no. 807 958 - NE/SV



Cubic emergency exit luminaires made of aluminium profile.
Homogeneous illumination by state-of-the-art LED technology with a luminance of >500cd/m².

Technical data

- Viewing distance :** 60 m
 - Material :** Aluminum
 - Illuminant :** LEDs
 - Nominal voltage DC :** 24V ± 20%
 - Nominal current :** 200 mA
 - Terminals :** 2.5 mm² for feed-through wiring
 - Temperature ta :** -15°C...+40°C
 - Protection category :** IP40
 - Protection class :** III
- acc. to DIN EN 60598-1, DIN EN 60598-2-22, DIN 4844-1 and DIN EN 1838

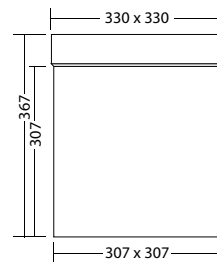
Housing-colours	Part.no.	Colour code
Special colours	...	L99

Attach the colour code to part number e.g. **800 014 LXX**

SNP 7463 D LED 24V

Ceiling mounting

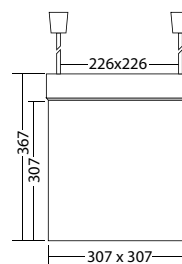
Art.no. 810 092



SNP 7463 P LED 24V

Pendulum mounting

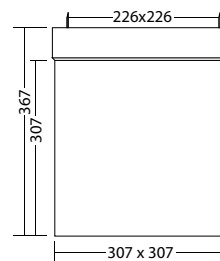
Art.no. 810 167



SNP 7463 K LED 24V

Chain mounting

Art.no. 810 091





Wall and step luminaires

Safety and orientation luminaires





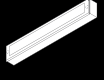


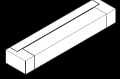

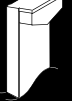

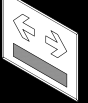
From top-quality LED step luminaires in stainless steel for the EN-compliant illumination of escape routes to luminaires with a high protection rating, for emergency staircases (for instance): our range of wall and step luminaires contains something for every application.

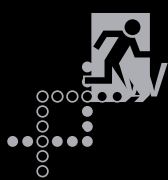
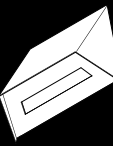
Advantages


- Low power consumption
- Versatile mounting options
- Cutting-edge lighting technology

Areas of application

- Theatres
- Cinemas
- Staircases
- Outdoor stairs
- Lecture theatre

	SN 6109	101
	SN 6110	102
	SN 6114	104
	SN 6124	107
	SN 6203.1	109
	SN 6204.2	111
	SN(P) 2004.1	115
	SN 6205	120
	SN 6206-11	123
	SN 6307	125
	FS 1100	129
	FL 3100	130





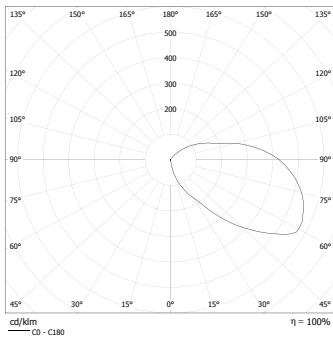
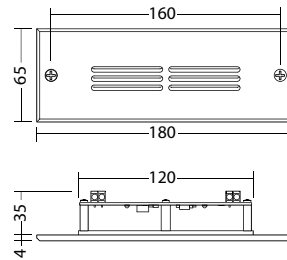
Rectangular LED safety luminaires to illuminate steps or escape routes. Recessed wall and stair mounting. Design with brushed stainless steel cover.

Technical data

- Material :** Stainless steel brushed
 - Illuminant :** LEDs
 - Nominal voltage DC :** 24V ± 20%
 - Nominal current :** 115 mA
 - Terminals :** 1.5mm²
 - Temperature ta :** -15°C... +40°C
 - Protection category :** IP20
 - Protection class :** III
- acc. to DIN EN 60598-1, DIN EN 60598-2-22, DIN 4844-1 and DIN EN 1838

SN 6109 LED
Art. no. 806 050

Recessed wall or
stair mounting



Luminaires for wall or stair mounting

for connection to group-, central battery- or NEA - systems

J/SV SKÜ NE/SV

Rectangular LED safety luminaires to illuminate steps or escape routes. Recessed wall and stair mounting. Design with powder-coated metal cover. For installation in double-cavity-wall-box (Kaiser 9062-94).

Technical data

- Material :** powder-coated steel-sheet
- Illuminant :** LEDs
- Nominal voltage AC :** 230V ± 10%, 50/60Hz
- Nominal voltage DC :** 220V ± 20%
- Nominal current :** 18 mA
- Power consumption :** 6.1 VA
- Terminals :** 2.5 mm² for feed-through wiring
- Temperature ta :** -15°C... +40°C
- Protection category :** IP20
- Protection class :** I

acc. to DIN EN 60598-1, DIN EN 60598-2-22, DIN 4844-1 and DIN EN 1838

Housing-colours	Part.no.	Colour code
White (RAL 9016)	...	L04
White aluminium (RAL 9006)	...	L10
Special colours	...	L99

Attach the colour code to part number e.g. **800 014 LXX**

SN 6110 G LED 230V

Art.no. 806 014 - J/SV
Art.no. 806 013 - SKÜ
Art.no. 806 015 - NE/SV

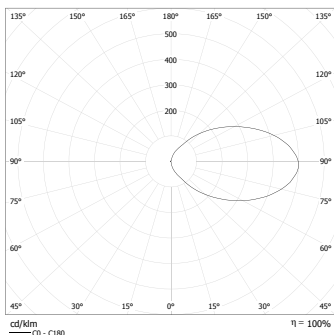
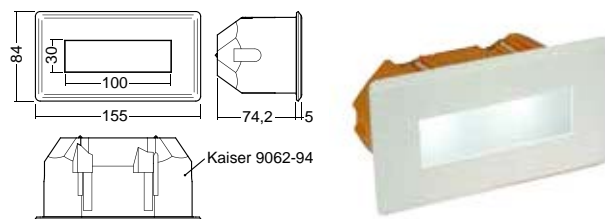
Recessed wall or stair mounting



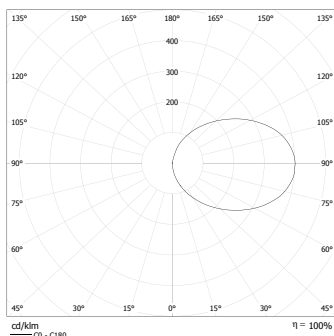
SN 6110 O LED 230V

Art.no. 806 011 - J/SV
Art.no. 806 010 - SKÜ
Art.no. 806 012 - NE/SV

Recessed wall or stair mounting



SN 6110 G LED



SN 6110 O LED



Rectangular LED safety luminaires to illuminate steps or escape routes. Recessed wall and stair mounting. Design with powder-coated metal cover. For installation in double-cavity-wall-box (Kaiser 9062-94).

Technical data

Material : powder-coated steel-sheet

Illuminant : LEDs

Nominal voltage DC : 24V ± 20%

Nominal current : 115 mA

Terminals : 2.5 mm² for feed-through wiring

Temperature ta : -15°C... +40°C

Protection category : IP20

Protection class : III

acc. to DIN EN 60598-1, DIN EN 60598-2-22, DIN 4844-1 and DIN EN 1838

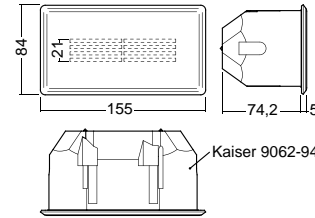
Housing-colours	Part.no.	Colour code
White (RAL 9016)	...	L04
White aluminium (RAL 9006)	...	L10
Special colours	...	L99

Attach the colour code to part number e.g. **800 014 LXX**

SN 6110 G LED 24V

Art.no.810 165

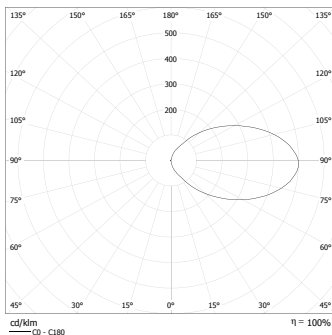
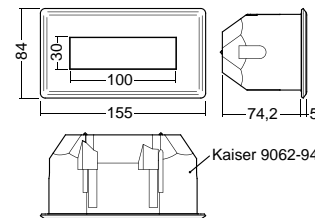
Recessed wall or stair mounting



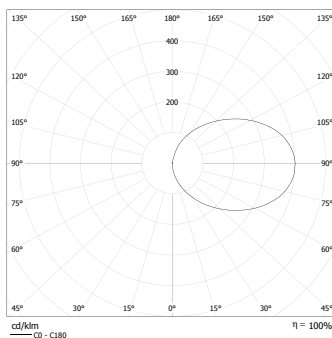
SN 6110 O LED 24V

Art.no.810 164

Recessed wall or stair mounting



SN 6110 G LED



SN 6110 O LED



Luminaires for wall or stair mounting

for connection to group-, central battery- or NEA - systems

J/SV SKÜ NE/SV

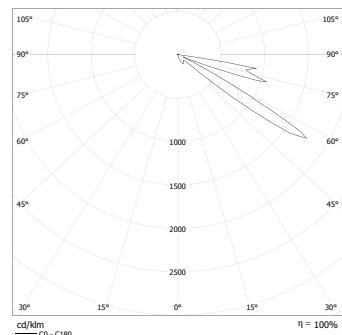
Robust LED safety luminaires to illuminate steps or escape routes. Recessed wall and stair mounting. Made of high-quality die-cast aluminium with high protection category.

Technical data

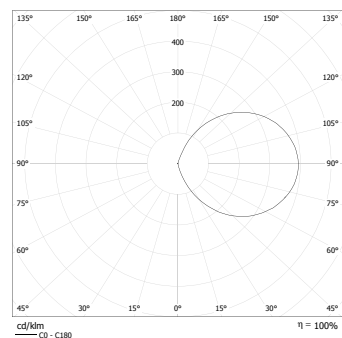
- Material :** die-cast aluminum
- Illuminant :** LEDs
- Nominal voltage AC :** 230V ± 10%, 50/60Hz
- Nominal voltage DC :** 220V ± 20%
- Nominal current :** 25 mA
- Power consumption :** 7.1 VA
- Terminals :** 2.5 mm² for feed-through wiring
- Temperature ta :** -15°C... +40°C
- Protection category :** IP54
- Protection class :** I

acc. to DIN EN 60598-1, DIN EN 60598-2-22, DIN 4844-1 and DIN EN 1838

Housing-colours	Part.no.	Colour code
Deep black (RAL 9005)	...	L21
Attach the colour code to part number e.g.	800 014	LXX



SN 6114 G LED

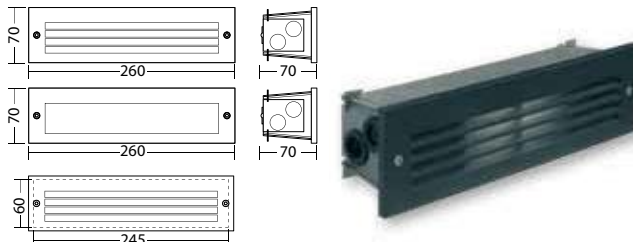


SN 6114 O LED

SN 6114 G LED 230V

Art. no. 806 025 - J/SV
Art. no. 806 005 - SKÜ
Art. no. 806 031 - NE/SV

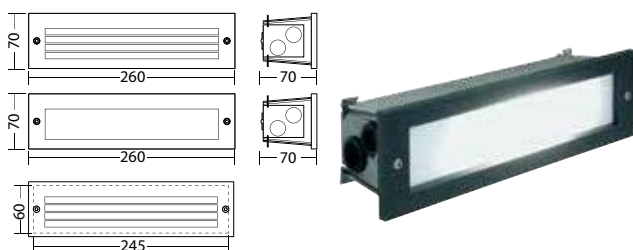
Recessed wall or stair mounting



SN 6114 O LED 230V

Art. no. 806 024 - J/SV
Art. no. 806 004 - SKÜ

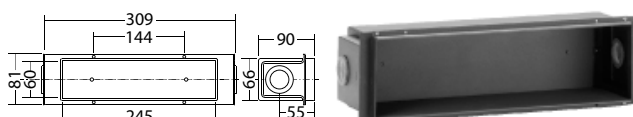
Recessed wall or stair mounting



Concrete installation box SN 1614

Art. no. 040 598

Optional accessory



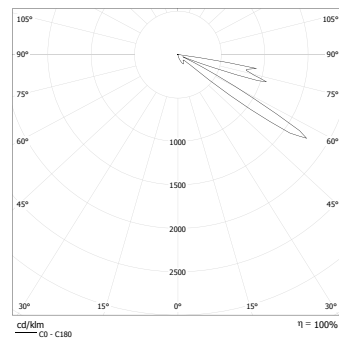
Robust LED safety luminaires to illuminate steps or escape routes. Recessed wall and stair mounting. Made of high-quality die-cast aluminium with high protection category.

Technical data

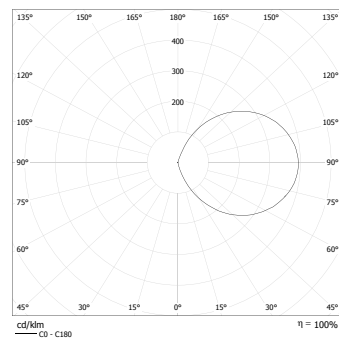
- Material :** die-cast aluminum
- Illuminant :** LEDs
- Nominal voltage DC :** 24V ± 20%
- Nominal current :** 150 mA
- Terminals :** 2.5 mm² for feed-through wiring
- Protection category :** IP54
- Protection class :** III

acc. to DIN EN 60598-1, DIN EN 60598-2-22, DIN 4844-1 and DIN EN 1838

Housing-colours	Part.no.	Colour code
Deep black (RAL 9005)	...	L21
Attach the colour code to part number e.g.	800 014	LXX



SN 6114 G LED

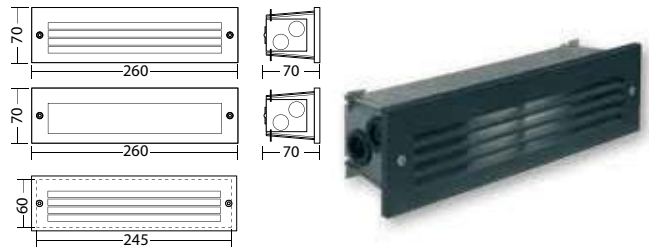


SN 6114 O LED

SN 6114 G LED 24V

Art.no. 810 070


Recessed wall or stair mounting



SN 6114 O LED 24V

Art.no. 810 072

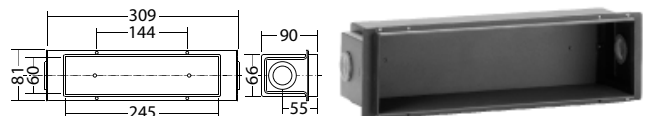
Recessed wall or stair mounting



Concrete installation box SN 1614

Art.no. 040 598

Optional accessory





Luminaires for wall or stair mounting

for connection to CLS 24, CPUSB 220/64/24 or CP 24V

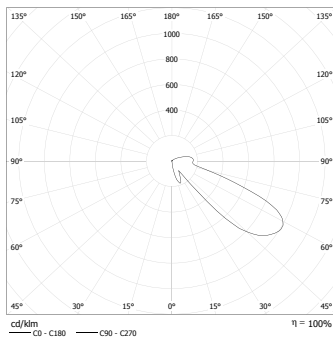
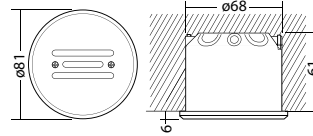
Round LED safety luminaires to illuminate steps or escape routes. Recessed wall and stair mounting in a 68mm switch-box. Design with brushed stainless steel cover.

Technical data**Material :** Stainless steel brushed**Illuminant :** LEDs**Nominal voltage DC :** 24V ± 20%**Nominal current :** 125 mA**Terminals :** 1.5mm²**Temperature ta :** -15°C... +40°C**Protection category :** IP20**Protection class :** III

acc. to DIN EN 60598-1, DIN EN 60598-2-22, DIN 4844-1 and DIN EN 1838

SN 6124 LED 24V

Art. no. 806 300

Recessed wall or
stair mounting



Slim LED safety luminaire to illuminate steps or escape routes for wall or stair mounting. Housing made of aluminium with brushed stainless steel cover.

Technical data

Material : Aluminium / Stainless steel A4 brushed

Illuminant : LEDs

Nominal voltage DC : 24V ± 20%

Nominal current : 100 mA

Terminals : 1.5mm²

Temperature ta : -15°C... +40°C

Protection category : IP40

Protection class : III

acc. to DIN EN 60598-1, DIN EN 60598-2-22, DIN 4844-1 and DIN EN 1838

SN 6203.1 G LED 24V

Wall or stair mounting

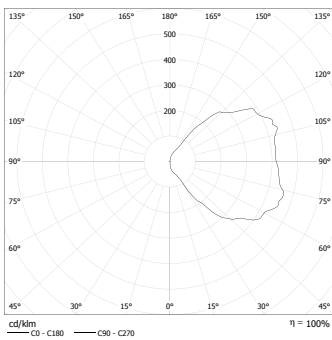
Art. no. 806 230



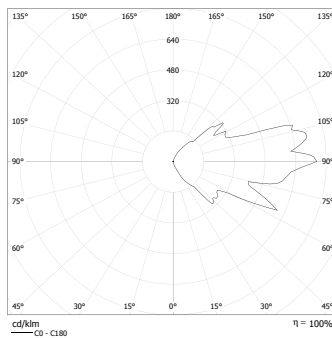
SN 6203.1 O LED 24V

Wall or stair mounting

Art. no. 806 228



SN 6203.1 O LED



SN 6203.1 G LED





Luminaires for wall or stair mounting

for connection to group-, central battery- or NEA - systems

J/SV SKÜ NE/SV

Trapezoidal LED safety luminaire for illumination of escape routes and exit doors. Luminaire for wall mounting with high protection category and elegant housing made of powder coated stainless steel without visible screws.

Technical data

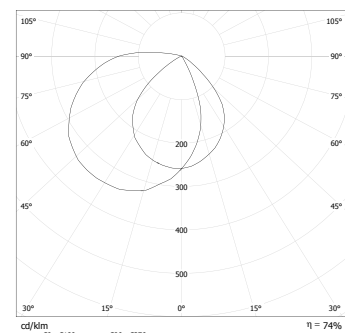
- Material :** stainless steel powder-coated
 - Illuminant :** LEDs
 - Nominal voltage AC :** 230V ± 10%, 50/60Hz
 - Nominal voltage DC :** 220V ± 20%
 - Nominal current :** 25 mA
 - Power consumption :** 7.1 VA
 - Terminals :** 2.5 mm² for feed-through wiring
 - Temperature ta :** -15°C... +40°C
 - Protection category :** IP65
 - Protection class :** I
- acc. to DIN EN 60598-1, DIN EN 60598-2-22, DIN 4844-1 and DIN EN 1838

Housing-colours	Part.no.	Colour code
White (RAL 9016)	...	L04
Dark grey (RAL 7015)	...	L16
Special colours	...	L99

Attach the colour code to part number e.g. **800 014 LXX**

Wall mounting	1.0m		2.0m		3.0m	
Mounting height [m]	[m]	[m]	[m]	[m]	[m]	[m]
	Distance to middle of escape route					
1.0	2.2	5.4	2.3	5.7	1.8	5.2
2.0	2.8	7.0	2.8	7.2	2.3	6.8
2.5	3.0	7.4	3.0	7.8	2.6	7.4
3.0	3.1	8.0	3.1	8.4	2.7	8.1
3.5	3.2	8.5	3.2	8.7	2.8	8.5
4.0	3.1	8.7	3.1	9.1	2.8	8.8
4.5	3.0	9.0	3.0	9.3	2.7	9.0
5.0	2.8	9.0	2.8	9.3	2.5	9.1
5.5	2.6	9.0	2.6	9.3	2.0	9.1
6.0	2.2	8.8	2.1	9.2	1.5	8.9

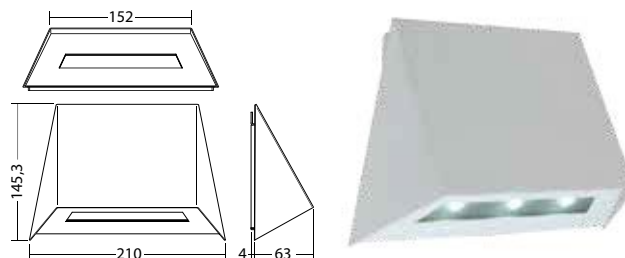
Minimum illumination 1.25 Lux (middle of escape route)
Measuring plane 2cm above floor level



SN 6204.2 LED 230V

Wall mounting

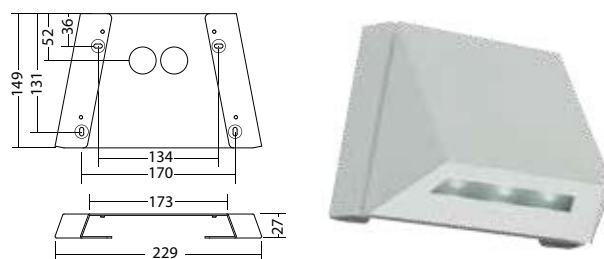
- Art. no. 806 408 - J/SV
- Art. no. 806 407 - SKÜ
- Art. no. 806 409 - NE/SV



Mounting adapter

Optional accessory

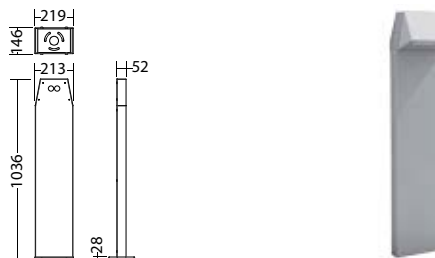
- Art. no. 890 723



Poller console

Optional accessory

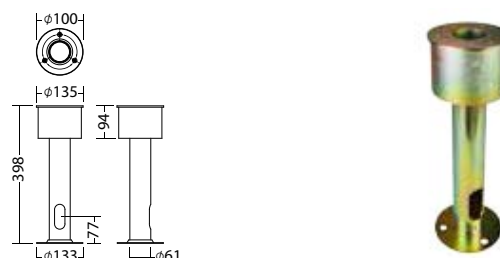
- Art. no. 890 609



Ground element

Optional accessory

- Art. no. 040 821





Trapezoidal LED safety luminaire for illumination of escape routes and exit doors. Luminaire for wall mounting with high protection category and elegant housing made of powder coated stainless steel without visible screws.

Technical data

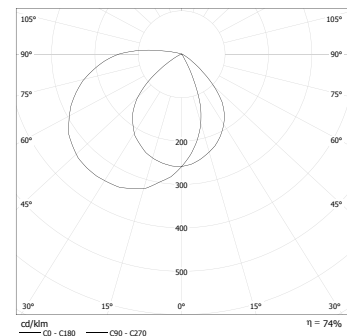
- Material :** stainless steel powder-coated
 - Illuminant :** LEDs
 - Nominal voltage DC :** 24V ± 20%
 - Nominal current :** 150 mA
 - Terminals :** 2.5 mm² for feed-through wiring
 - Temperature ta :** -15°C... +40°C
 - Protection category :** IP65
 - Protection class :** III
- acc. to DIN EN 60598-1, DIN EN 60598-2-22, DIN 4844-1 and DIN EN 1838

Housing-colours	Part.no.	Colour code
White (RAL 9016)	...	L04
Dark grey (RAL 7015)	...	L16
Special colours	...	L99

Attach the colour code to part number e.g. **800 014 LXX**

Wall mounting Mounting height [m]	Distance to middle of escape route					
	1.0m		2.0m		3.0m	
1.0	2.2	5.4	2.3	5.7	1.8	5.2
2.0	2.8	7.0	2.8	7.2	2.3	6.8
2.5	3.0	7.4	3.0	7.8	2.6	7.4
3.0	3.1	8.0	3.1	8.4	2.7	8.1
3.5	3.2	8.5	3.2	8.7	2.8	8.5
4.0	3.1	8.7	3.1	9.1	2.8	8.8
4.5	3.0	9.0	3.0	9.3	2.7	9.0
5.0	2.8	9.0	2.8	9.3	2.5	9.1
5.5	2.6	9.0	2.6	9.3	2.0	9.1
6.0	2.2	8.8	2.1	9.2	1.5	8.9

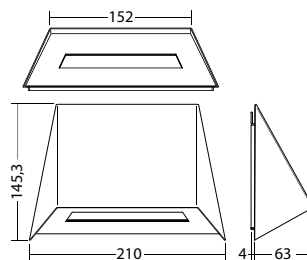
Minimum illumination 1.25 Lux (middle of escape route)
Measuring plane 2cm above floor level



SN 6204.2 LED 24V

Art.no. 810 187

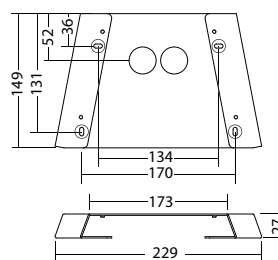
Wall mounting



Mounting adapter

Art.no. 890 723

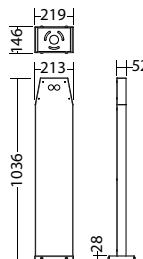
Optional accessory



Poller console

Art.no. 890 609

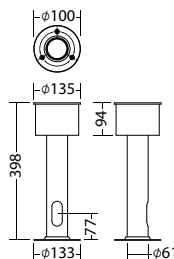
Optional accessory




Ground element

Art.no. 040 821

Optional accessory






Combined Safety- And Safety Sign Luminaire

Fire fighting- and first aid facilities have to be specially marked and illuminated by 5 lux according to DIN EN 1838 of October 2013. The direct surrounding (distance of min. 2 meter) has to be illuminated as well.

The new combined safety- and safety sign luminaire SNP 2004.1 is the ideale luminaire to indicate and illuminate areas with fire fighting equipment, first aid stations and other important areas.

Compared to an illuminated sign, back-lit emergency signs are having the benefit of a very good visibility in bright surroundings due to their luminance of $> 500\text{cd/m}^2$. Fire fighting equipment and first aid facilities can be located very quickly in emergency situations. The integrated safety light will be switched on in case of a mains failure and illuminates the respective area according to the standards.



Luminaires for wall or stair mounting

for connection to group- or central battery systems

J/SV

Versatile LED safety luminaire ideal for illumination of areas to be highlighted especially according to DIN EN 1838. Luminaire with separately switchable, backlit pictograph. UV resistant, heat filament tested polycarbonate housing for wall mounting with optional side cable entry.

Technical data

- Viewing distance :** 18 m
 - Material :** Polycarbonate white
 - Illuminant :** LEDs
 - Nominal voltage AC :** 230V ± 10%, 50/60Hz
 - Nominal voltage DC :** 220V ± 20%
 - Nominal current :** 43 mA
 - Power consumption :** 13.2 VA
 - Terminals :** 2.5 mm² for feed-through wiring
 - Temperature ta :** -15°C... +40°C
 - Protection category :** IP40
 - Protection class :** II
- acc. to DIN EN 60598-1, DIN EN 60598-2-22, DIN 4844-1 and DIN EN 1838

Housing-colours Part.no. Colour code

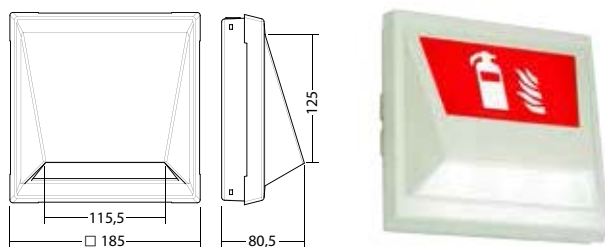
Special colours ... L99

Attach the colour code to part number e.g. **800 014 LXX**

SNP 2004.1 LED 230V


Wall mounting

Art.no. 802 145.1V - J/SV



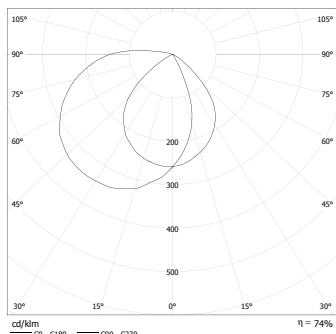
Safety signs

optional



Wall mounting Mounting height [m]	1.0m		2.0m		3.0m	
	1.0m	2.0m	2.0m	3.0m	3.0m	4.0m
1.0	2.2	5.4	2.3	5.7	1.8	5.2
2.0	2.8	7.0	2.8	7.2	2.3	6.8
2.5	3.0	7.4	3.0	7.8	2.6	7.4
3.0	3.1	8.0	3.1	8.4	2.7	8.1
3.5	3.2	8.5	3.2	8.7	2.8	8.5
4.0	3.1	8.7	3.1	9.1	2.8	8.8
4.5	3.0	9.0	3.0	9.3	2.7	9.0
5.0	2.8	9.0	2.8	9.3	2.5	9.1
5.5	2.6	9.0	2.6	9.3	2.0	9.1
6.0	2.2	8.8	2.1	9.2	1.5	8.9

Minimum illumination 1.25 Lux (middle of escape route)
Measuring plane 2cm above floor level



Luminaires for wall or stair mounting

for connection to group-, central battery- or NEA - systems

J/SV SKÜ NE/SV

Versatile LED safety luminaire ideal for escape route or staircase illumination. UV resistant, heat filament tested polycarbonate housing for wall mounting with optional side cable entry.

SN 2004.1 LED 230V

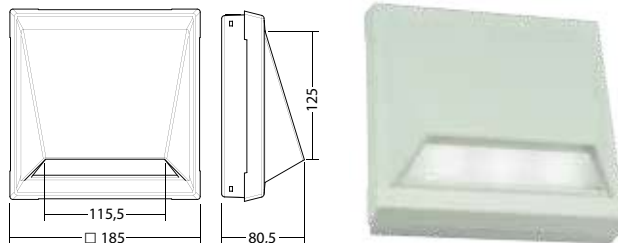
Wall mounting

Art.no. 802 137.1 - J/SV
Art.no. 802 136.1 - SKÜ
Art.no. 802 138.1 - NE/SV

Technical data

- Material :** Polycarbonate white
- Illuminant :** LEDs
- Nominal voltage AC :** 230V ± 10%, 50/60Hz
- Nominal voltage DC :** 220V ± 20%
- Nominal current :** 25 mA
- Power consumption :** 7.1 VA
- Terminals :** 2.5 mm² for feed-through wiring
- Temperature ta :** -15°C... +40°C
- Protection category :** IP40
- Protection class :** II

acc. to DIN EN 60598-1, DIN EN 60598-2-22, DIN 4844-1 and DIN EN 1838



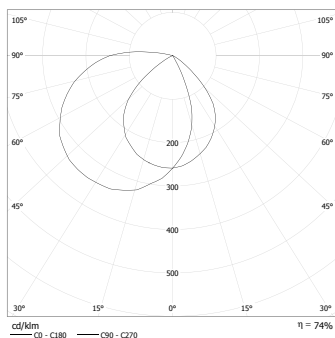
Housing-colours Part.no. Colour code

Special colours ... L99

Attach the colour code to part number e.g. **800 014 LXX**

Wall mounting	[m]		[m]		[m]	
	Distance to middle of escape route					
Mounting height [m]	1.0m		2.0m		3.0m	
1.0	2.2	5.4	2.3	5.7	1.8	5.2
2.0	2.8	7.0	2.8	7.2	2.3	6.8
2.5	3.0	7.4	3.0	7.8	2.6	7.4
3.0	3.1	8.0	3.1	8.4	2.7	8.1
3.5	3.2	8.5	3.2	8.7	2.8	8.5
4.0	3.1	8.7	3.1	9.1	2.8	8.8
4.5	3.0	9.0	3.0	9.3	2.7	9.0
5.0	2.8	9.0	2.8	9.3	2.5	9.1
5.5	2.6	9.0	2.6	9.3	2.0	9.1
6.0	2.2	8.8	2.1	9.2	1.5	8.9

Minimum illumination 1.25 Lux (middle of escape route)
Measuring plane 2cm above floor level



Luminaires for wall or stair mounting

for connection to CLS 24, CPUSB 220/64/24 or CP 24V

Versatile LED safety luminaire ideal for illumination of areas to be highlighted especially according to DIN EN 1838. Luminaire with separately switchable, backlit pictograph. UV resistant, heat filament tested polycarbonate housing for wall mounting with optional side cable entry.

Technical data

- Viewing distance :** 18 m
- Material :** Polycarbonate white
- Illuminant :** LEDs
- Nominal voltage DC :** 24V ± 20%
- Nominal current :** 265 mA
- Terminals :** 2.5 mm² for feed-through wiring
- Temperature ta :** -15°C... +40°C
- Protection category :** IP40
- Protection class :** III

acc. to DIN EN 60598-1, DIN EN 60598-2-22, DIN 4844-1 and DIN EN 1838

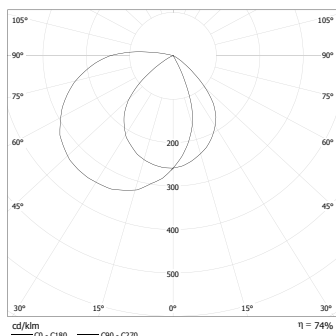
Luminaire with two separate addresses for individual monitoring of the safety luminaire and the backlit pictograph!

Housing-colours	Part.no.	Colour code
Special colours	...	L99

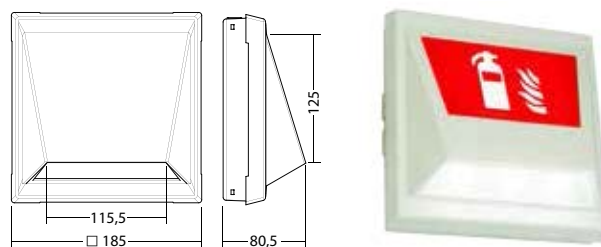
Attach the colour code to part number e.g. **800 014 LXX**

Wall mounting Mounting height [m]	[...]		[...]		[...]	
	[m]	[m]	[m]	[m]	[m]	[m]
Distance to middle of escape route						
	1.0m		2.0m		3.0m	
1.0	2.2	5.4	2.3	5.7	1.8	5.2
2.0	2.8	7.0	2.8	7.2	2.3	6.8
2.5	3.0	7.4	3.0	7.8	2.6	7.4
3.0	3.1	8.0	3.1	8.4	2.7	8.1
3.5	3.2	8.5	3.2	8.7	2.8	8.5
4.0	3.1	8.7	3.1	9.1	2.8	8.8
4.5	3.0	9.0	3.0	9.3	2.7	9.0
5.0	2.8	9.0	2.8	9.3	2.5	9.1
5.5	2.6	9.0	2.6	9.3	2.0	9.1
6.0	2.2	8.8	2.1	9.2	1.5	8.9

Minimum illumination 1.25 Lux (middle of escape route)
Measuring plane 2cm above floor level



SNP 2004.1 LED 24V Wall mounting
Art. no.810 218.1V



Safety signs optional



Versatile LED safety luminaire ideal for escape route or staircase illumination. UV resistant, heat filament tested polycarbonate housing for wall mounting with optional side cable entry.

Technical data

Material : Polycarbonate white

Illuminant : LEDs

Nominal voltage DC : 24V ± 20%

Nominal current : 150 mA

Terminals : 2.5 mm² for feed-through wiring

Temperature ta : -15°C... +40°C

Protection category : IP40

Protection class : III

acc. to DIN EN 60598-1, DIN EN 60598-2-22, DIN 4844-1 and DIN EN 1838

Housing-colours Part.no. Colour code

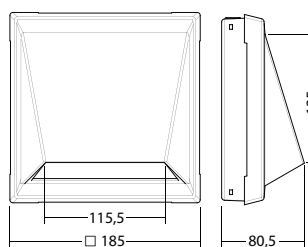
Special colours ... L99

Attach the colour code to part number e.g. **800 014 LXX**

SN 2004.1 LED 24V

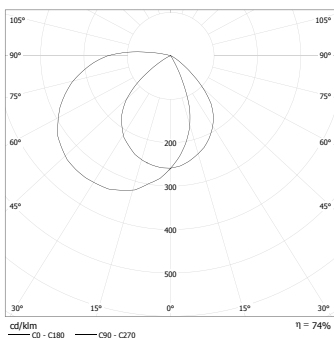
Art.no. 810 208.1

Wall mounting



Wall mounting	□		□		□	
	Mounting height [m]		Distance to middle of escape route		Distance to middle of escape route	
Mounting height [m]	[m]	[m]	[m]	[m]	[m]	[m]
	1.0m	2.0m	1.0m	2.0m	3.0m	3.0m
1.0	2.2	5.4	2.3	5.7	1.8	5.2
2.0	2.8	7.0	2.8	7.2	2.3	6.8
2.5	3.0	7.4	3.0	7.8	2.6	7.4
3.0	3.1	8.0	3.1	8.4	2.7	8.1
3.5	3.2	8.5	3.2	8.7	2.8	8.5
4.0	3.1	8.7	3.1	9.1	2.8	8.8
4.5	3.0	9.0	3.0	9.3	2.7	9.0
5.0	2.8	9.0	2.8	9.3	2.5	9.1
5.5	2.6	9.0	2.6	9.3	2.0	9.1
6.0	2.2	8.8	2.1	9.2	1.5	8.9

Minimum illumination 1.25 Lux (middle of escape route)
Measuring plane 2cm above floor level



More than just a safety luminaire

A special milling process means that your customised lettering, instructions or warnings can be lit in three dimensions and in colour.



The lettering, and housing and LED colour can all be configured to your personal specifications.

Examples

Project	Lettering	LED colour	Application
Clinic	Röntgen (x-rays on)	red	Lights up when x-ray machine in use
Department store	Rohrpost (tube mail)	amber	Lights up when tube mail comes in
Hotel	116	white	Illuminated room number and corridor lighting



Elegant LED safety and orientation luminaire without any visible screws. Luminaire for wall mounting allowing individual, creative, project based safety- and signing concepts.


Technical data

- Material :** Aluminum / powder-coated steel-sheet
 - Illuminant :** LEDs
 - Nominal voltage DC :** 24V ± 20%
 - Nominal current :** 115 mA
 - Terminals :** 2.5 mm² without feed-through wiring
 - Temperature ta :** -15°C... +40°C
 - Protection category :** IP40
 - Protection class :** III
- acc. to DIN EN 60598-1, DIN EN 60598-2-22, DIN 4844-1 and DIN EN 1838

SN 6205 LED 24V

Art.no.810 125

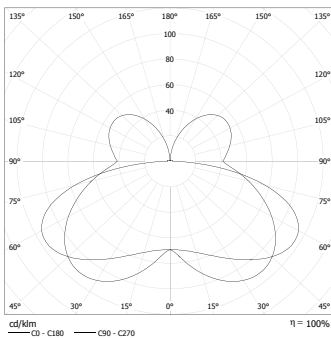
Wall mounting



Housing-colours Part.no. Colour code

White (RAL 9016)	...	L04
White aluminium (RAL 9006)	...	L10
Special colours	...	L99

Attach the colour code to part number e.g. **800 014 LXX**





Trapezoidal LED safety luminaire for illumination of escape routes and exit doors. Luminaire for wall mounting with high protection category and elegant housing made of powder coated stainless steel without visible screws.

Technical data

Material : Aluminum powder-coated
Illuminant : LEDs
Nominal voltage DC : 24V ± 20%
Nominal current : 80 mA
Terminals : 2.5 mm² for feed-through wiring
Temperature ta : -15°C... +40°C
Protection category : IP65
Protection class : III
 acc. to DIN EN 60598-1, DIN EN 60598-2-22, DIN 4844-1 and DIN EN 1838

Housing-colours Part.no. Colour code

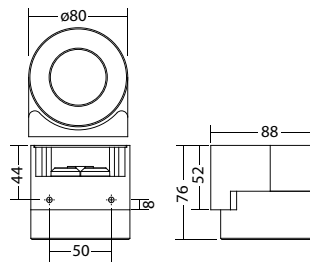
White (RAL 9016)	...	L04
Dark grey (RAL 7015)	...	L16
Special colours	...	L99

Attach the colour code to part number e.g. **800 014 LXX**

SN 6206-11 LED 24V

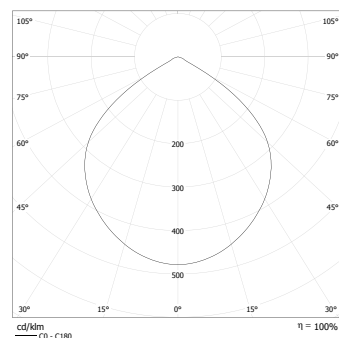
Art.no. 810 209

Wall mounting



Wall mounting		
Mounting height [m]	[m]	[m]
2.0	2.2	5.4
2.5	2.4	6.2
3.0	2.5	6.8
3.5	2.5	7.2
4.0	2.3	7.4
4.5	2.0	7.4
5.0	1.6	7.2
5.5	0.7	7.0

Minimum illumination 1.25 Lux (middle of escape route)
 Measuring plane 2cm above floor level
 Distance to middle of escape route 1.0m





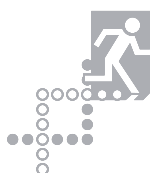
Standard compliant outdoor illumination – Up to a safe area



It's often difficult to realise safety lighting at outdoor areas, like it is mentioned in the EN 1838. The supply of luminaires of the general lighting or special mast luminaires are causing high loads. This leads to bigger central power supply units, bigger battery capacities and higher costs.

The new bollard luminaire SN 6307 is the ideal luminaire to illuminate outdoor areas due to its low power consumption and the high degree of protection, IP54. The optimised light technology enables distances between two luminaires of more than 10m.

The new safety luminaire SN 804.1 WT is an alternative if it's not possible to use a bollard luminaire due to the structural design of a building. This luminaire illuminates the escape route with 1 lux at mounting heights of up to 32m. This means that the luminaire can be mounted unobtrusively at high altitudes. The handy lockable mounting bracket can be used to align the luminaire to illuminate the respective escape area.



Elegant LED bollard luminaire ideal for outdoor escape route illumination made of powder-coated aluminium with high protection category.

Technical data

- Material :** Aluminum powder-coated
- Illuminant :** LEDs
- Nominal voltage AC :** 230V ± 10%, 50/60Hz
- Nominal voltage DC :** 220V ± 20%
- Nominal current :** 32 mA
- Power consumption :** 8.3 VA
- Terminals :** 2.5 mm² for feed-through wiring
- Temperature ta :** -15°C... +40°C
- Protection category :** IP54
- Protection class :** II

acc. to DIN EN 60598-1, DIN EN 60598-2-22, DIN 4844-1 and DIN EN 1838

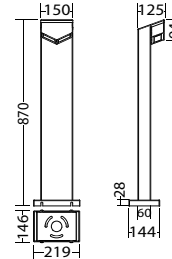
Housing-colours	Part.no.	Colour code
Dark grey (RAL 7015)	...	L16
Special colours	...	L99

Attach the colour code to part number e.g. **800 014 LXX**

SN 6307 LED 230V

Art. no. 806 308 - J/SV
Art. no. 806 307 - SKÜ
Art. no. 806 309- NE/SV

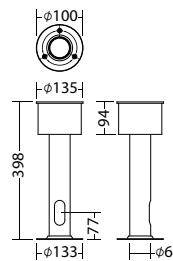
Floor installation



Erdstück Pollerkonsole

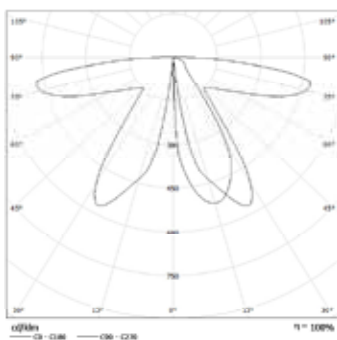
Art. no. 040 821

Optional accessory



Wall mounting	Mounting height [m]
	0.85 4.0 10.4

Minimum illumination 1.25 Lux (middle of escape route)
Measuring plane 2cm above floor level
Distance to middle of escape route 1.0m



Elegant LED bollard luminaire ideal for outdoor escape route illumination made of powder-coated aluminium with high protection category.

Technical data

Material : Aluminum powder-coated
Illuminant : LEDs
Nominal voltage DC : 24V ± 20%
Nominal current : 200 mA
Terminals : 2.5 mm² for feed-through wiring
Temperature ta : -15°C...+40°C
Protection category : IP54
Protection class : III

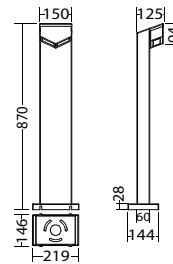
acc. to DIN EN 60598-1, DIN EN 60598-2-22, DIN 4844-1 and DIN EN 1838

Housing-colours	Part.no.	Colour code
Dark grey (RAL 7015)	...	L16
Special colours	...	L99
Attach the colour code to part number e.g.	800 014	LXX

SN 6307 LED 24V

Art. no. 810 317

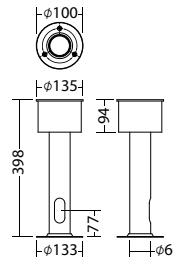
Floor installation



Erdstück Pollerkonsole

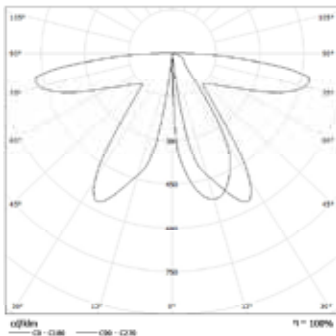
Art. no. 040 821

Optional accessory



Wall mounting			
Mounting height [m]	[m]	[m]	[m]
	0.85	4.0	10.4

Minimum illumination 1.25 Lux (middle of escape route)
 Measuring plane 2cm above floor level
 Distance to middle of escape route 1.0m





Recessed floor luminaires

control by segment controller SEV, SEV/A or SEV / CP D.E.R. 230V

Dynamic Escape Route luminaire for floor installation, including run light functionality. Ideal to display the safe escape route depending on the smoke situation inside a building. Power supply by a PSU 48.

Technical data

- Material :** Stainless steel A4 brushed (panel)
Plastic (case)
- Illuminant :** LEDs
- Nominal voltage DC :** 48V ± 10%
- Nominal current :** 35 mA
- Terminals :** 1.5 mm² for feed-through wiring
- Temperature ta :** -15°C... +40°C
- Protection category :** IP65
- Protection class :** III
acc. to DIN EN 60598-1, DIN EN 60598-2-22, DIN 4844-1 and DIN EN 1838

Color...

Housing-colours	Part.no.	Colour code
White aluminium (RAL 9006) ...		L10
Dark grey (RAL 7015) ...		L16
Special colours ...		L99

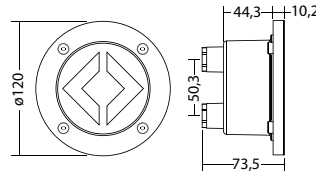
Attach the colour code to part number e.g.

800 014 LXX

FS 1100 BE LED 48V

Art. no. 800 161

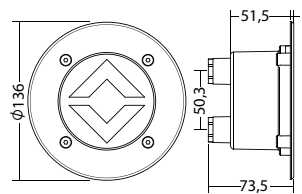
Flush floor installation



FS 1100 TE LED 48V

Art. no. 800 160

Flush carpet installation



Dynamic emergency exit luminaire for recessed wall installation and modular design with customisable assembly. Ideal to display the safe escape route depending on the smoke situation inside a building. With integrated LED safety luminaire.

Technical data

Material : powder-coated steel-sheet
Illuminant : LEDs
Nominal voltage AC : 230V ± 10%, 50/60Hz
Nominal voltage DC : 220V ± 20%
Nominal current : Per module 9 mA (white+green LEDs)
Power consumption : Per module 2.0 VA (white+green LEDs)
Terminals : 2.5 mm² for feed-through wiring
Temperature ta : -15°C... +40°C
Protection category : IP40
Protection class : I
 acc. to DIN EN 60598-1, DIN EN 60598-2-22, DIN 4844-1 and DIN EN 1838

Housing-colours	Part.no.	Colour code
White (RAL 9016)	...	L04
Dark grey (RAL 7015)	...	L16
Special colours	...	L99

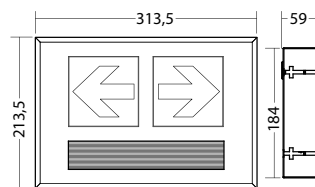
Attach the colour code to part number e.g.

800 014 LXX

FL 3100 WE LED 230V

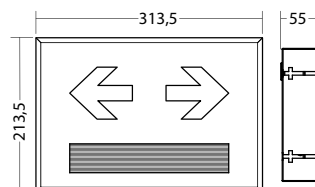
Art.no. 800 152V

Recessed wall mounting

**FL 3100 WE_S LED 230V**

Art.no. 800 152V

Recessed wall mounting



Dynamic emergency exit luminaire for recessed wall installation and modular design with customisable assembly. Ideal to display the safe escape route depending on the smoke situation inside a building. With integrated LED safety luminaire.

Technical data

Material : powder-coated steel-sheet
Illuminant : LEDs
Nominal voltage DC : 24V ± 20%
Nominal current : Per module 63 mA (white+green LEDs)
Terminals : 2.5 mm² for feed-through wiring
Temperature ta : -15°C... +40°C
Protection category : IP40
Protection class : III
 acc. to DIN EN 60598-1, DIN EN 60598-2-22, DIN 4844-1 and DIN EN 1838

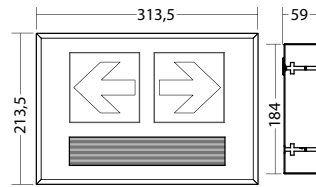
Housing-colours	Part.no.	Colour code
White (RAL 9016)	...	L04
Dark grey (RAL 7015)	...	L16
Special colours	...	L99

Attach the colour code to part number e.g. **800 014 LXX**

FL 3100 WE LED 24V

Art.no. 800 151V

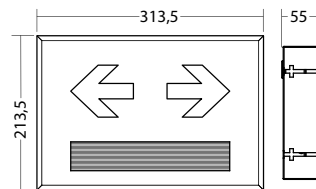
Recessed wall mounting



FL 3100 WE_S LED 24V

Art.no. 800 151V

Recessed wall mounting





Stainless steel luminaires

Robust luminaires with a high protection category







INOTEC's stainless-steel luminaires are suitable for use wherever high protection ratings and robust luminaire designs are needed. The luminaires are available with compact fluorescent lamps or with modern LED technology.

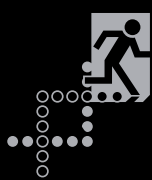
Advantages

- Robust housing in A4 brushed stainless steel
- Protection categories IP54 / IP65

Areas of application

- Food industry
- High-risk task areas
- Outdoor areas
- Car parks
- Corrosive environments

	SNP 818	134
	SNP 808/828	136
	FL 808/828	142
	SN 804.1	147
	FS 804.1	149
	SN 804.1 WT	151



Single sided emergency exit luminaires made of robust, brushed stainless steel with high protection category. Homogeneous illumination by state-of-the-art LED technology with a luminance of $>500\text{cd/m}^2$. Suitable for use in food industry or food processing plants with high demands on product hygiene.

Technical data

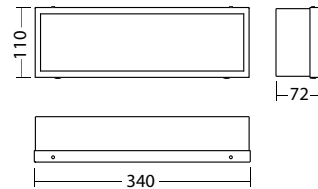
Viewing distance : 17 m
Material : Stainless steel brushed
Illuminant : LEDs
Nominal voltage AC : $230\text{V} \pm 10\%$, 50/60Hz
Nominal voltage DC : $220\text{V} \pm 20\%$
Nominal current : 18 mA
Power consumption : 6.1 VA
Terminals : 2.5 mm² for feed-through wiring
Temperature ta : -15°C... +40°C
Protection category : IP54
Protection class : I
 acc. to DIN EN 60598-1, DIN EN 60598-2-22, DIN 4844-1 and DIN EN 1838

Housing-colours	Part.no.	Colour code
Special colours	...	L99
Attach the colour code to part number e.g.	800 014	LXX

SNP 818 LED 230V

Art.no. 808 818 - J/SV
 Art.no. 808 808 - SKÜ
 Art.no. 808 819 - NE/SV

Wall mounting



Single sided emergency exit luminaires made of robust, brushed stainless steel with high protection category. Homogeneous illumination by state-of-the-art LED technology with a luminance of $>500\text{cd/m}^2$. Suitable for use in food industry or food processing plants with high demands on product hygiene.

Technical data

Viewing distance :	17 m
Material :	Stainless steel brushed
Illuminant :	LEDs
Nominal voltage DC :	24V \pm 20%
Nominal current :	115 mA
Terminals :	2.5 mm ² for feed-through wiring
Temperature ta :	-15°C... +40°C
Protection category :	IP54
Protection class :	III

acc. to DIN EN 60598-1, DIN EN 60598-2-22, DIN 4844-1 and DIN EN 1838

Housing-colours Part.no. Colour code

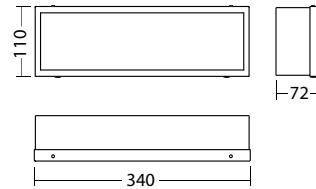
Special colours ... L99

Attach the colour code to
part number e.g. **800 014 LXX**

SNP 818 LED 24V

Art.no. 810 157

Wall mounting



Single sided emergency exit luminaires made of robust, brushed stainless steel with high protection category. Homogeneous illumination by state-of-the-art LED technology with a luminance of $>500\text{cd/m}^2$. Suitable for use in food industry or food processing plants with high demands on product hygiene.

Technical data

Viewing distance :	30 m
Material :	Stainless steel brushed
Illuminant :	LEDs
Nominal voltage AC :	230V \pm 10%, 50/60Hz
Nominal voltage DC :	220V \pm 20%
Nominal current :	18 mA
Power consumption :	6.1 VA
Terminals :	2.5 mm ² for feed-through wiring
Temperature ta :	-15°C... +40°C
Protection category :	IP65
Protection class :	I

acc. to DIN EN 60598-1, DIN EN 60598-2-22, DIN 4844-1 and
DIN EN 1838

Housing-colours	Part.no.	Colour code
White (RAL 9016)	...	L04
Dark grey (RAL 7015)	...	L16
Special colours	...	L99

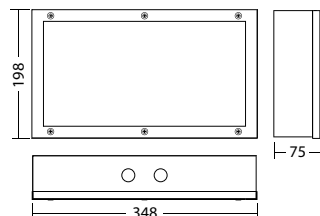
Attach the colour code to
part number e.g.

800 014 LXX

SNP 808 LED 230V

Wall mounting

Art.no. 808 817 - J/SV
Art.no. 808 807 - SKÜ
Art.no. 808 813 - NE/SV



Double sided emergency exit luminaires made of robust, brushed stainless steel with high protection category. Homogeneous illumination by state-of-the-art LED technology with a luminance of >500cd/m². Suitable for use in food industry or food processing plants with high demands on product hygiene.

Technical data

- Viewing distance :** 30 m
 - Material :** Stainless steel brushed
 - Illuminant :** LEDs
 - Nominal voltage AC :** 230V ± 10%, 50/60Hz
 - Nominal voltage DC :** 220V ± 20%
 - Nominal current :** 32 mA
 - Power consumption :** 8.3 VA
 - Terminals :** 2.5 mm² for feed-through wiring
 - Temperature ta :** -15°C... +40°C
 - Protection category :** IP65
 - Protection class :** I
- acc. to DIN EN 60598-1, DIN EN 60598-2-22, DIN 4844-1 and DIN EN 1838

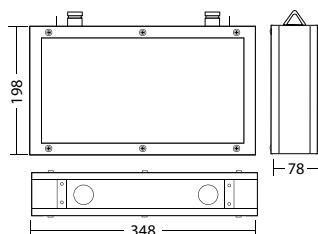
Housing-colours	Part.no.	Colour code
White (RAL 9016)	...	L04
Dark grey (RAL 7015)	...	L16
Special colours	...	L99

Attach the colour code to part number e.g. **800 014 LXX**

SNP 828 K LED 230V

Chain mounting

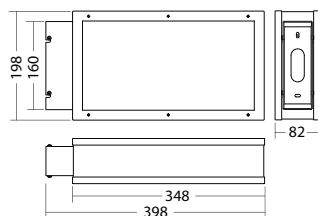
- Art.no. 808 863 - J/SV
- Art.no. 808 853 - SKÜ
- Art.no. 808 866 - NE/SV



SNP 828 WA LED 230V

Wall bracket mounting

- Art.no. 808 868 - J/SV
- Art.no. 808 867 - SKÜ
- Art.no. 808 869 - NE/SV



Single sided emergency exit luminaires made of robust, brushed stainless steel with high protection category. Homogeneous illumination by state-of-the-art LED technology with a luminance of $>500\text{cd/m}^2$. Suitable for use in food industry or food processing plants with high demands on product hygiene.

Technical data

Viewing distance :	30 m
Material :	Stainless steel brushed
Illuminant :	LEDs
Nominal voltage DC :	$24\text{V} \pm 20\%$
Nominal current :	115 mA
Terminals :	2.5 mm ² for feed-through wiring
Temperature ta :	-15°C... +40°C
Protection category :	IP65
Protection class :	III

acc. to DIN EN 60598-1, DIN EN 60598-2-22, DIN 4844-1 and DIN EN 1838

Housing-colours Part.no. Colour code

White (RAL 9016)	...	L04
Dark grey (RAL 7015)	...	L16
Special colours	...	L99

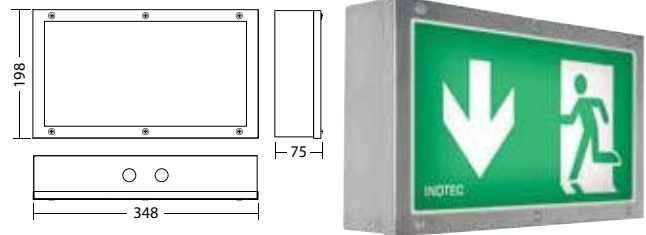
Attach the colour code to part number e.g.

800 014 LXX

SNP 808 LED 24V

Art.no. 810 018

Wall mounting



Double sided emergency exit luminaires made of robust, brushed stainless steel with high protection category. Homogeneous illumination by state-of-the-art LED technology with a luminance of >500cd/m². Suitable for use in food industry or food processing plants with high demands on product hygiene.

Technical data

- Viewing distance :** 30 m
 - Material :** Stainless steel brushed
 - Illuminant :** LEDs
 - Nominal voltage DC :** 24V ± 20%
 - Nominal current :** 200 mA
 - Terminals :** 2.5 mm² for feed-through wiring
 - Temperature ta :** -15°C... +40°C
 - Protection category :** IP65
 - Protection class :** III
- acc. to DIN EN 60598-1, DIN EN 60598-2-22, DIN 4844-1 and DIN EN 1838

Housing-colours Part.no. Colour code

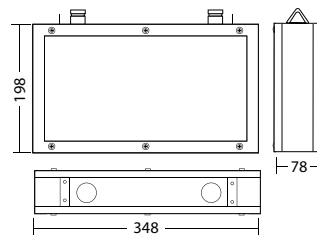
White (RAL 9016)	...	L04
Dark grey (RAL 7015)	...	L16
Special colours	...	L99

Attach the colour code to part number e.g. **800 014 LXX**

SNP 828 K LED 24V

Chain mounting

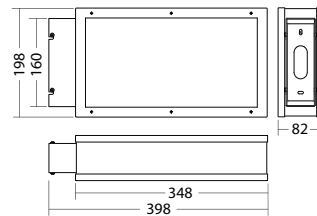
Art.no. 810 011



SNP 828 WA LED 24V

Wall bracket mounting

Art.no. 810 130







Dynamic single-sided emergency exit luminaire made of robust stainless steel with high protection category. Ideal to display the safe escape route depending on the smoke situation inside a building.

Technical data

Viewing distance :	30 m
Material :	Stainless steel A4 brushed
Illuminant :	LEDs
Nominal voltage AC :	230V ± 10%, 50/60Hz
Nominal voltage DC :	220V ± 20%
Nominal current :	33 mA
Power consumption :	14.3 VA
Terminals :	2.5 mm ² for feed-through wiring
Temperature ta :	-15°C... +40°C
Protection category :	IP65
Protection class :	I

acc. to DIN EN 60598-1, DIN EN 60598-2-22, DIN 4844-1 and
DIN EN 1838

Housing-colours	Part.no.	Colour code
White (RAL 9016)	...	L04
Dark grey (RAL 7015)	...	L16
Special colours	...	L99

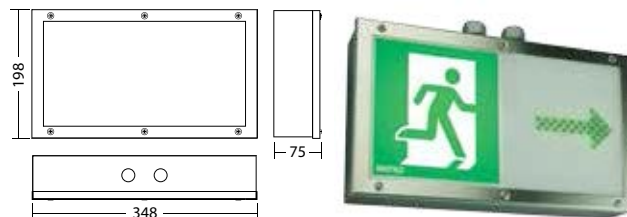
Attach the colour code to
part number e.g.

800 014 LXX

FL 808 LED 230V

Art.no. 800 181V

Wall mounting



Dynamic single-sided emergency exit luminaire made of robust stainless steel with high protection category. Ideal to display the safe escape route depending on the smoke situation inside a building.

Technical data

Viewing distance :	30 m
Material :	Stainless steel A4 brushed
Illuminant :	LEDs
Nominal voltage DC :	24V ± 20%
Nominal current :	200 mA
Terminals :	2.5 mm ² for feed-through wiring
Temperature ta :	-15°C... +40°C
Protection category :	IP65
Protection class :	III

acc. to DIN EN 60598-1, DIN EN 60598-2-22, DIN 4844-1 and
DIN EN 1838

Housing-colours	Part.no.	Colour code
White (RAL 9016)	...	L04
Dark grey (RAL 7015)	...	L16
Special colours	...	L99

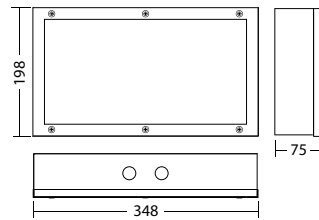
Attach the colour code to
part number e.g.

800 014 LXX

FL 808 LED 24V

Art.no. 800 180V

Wall mounting



Dynamic double-sided emergency exit luminaire made of robust stainless steel with high protection category. Ideal to display the safe escape route depending on the smoke situation inside a building.

Technical data

- Viewing distance :** 30 m
 - Material :** Stainless steel A4 brushed
 - Illuminant :** LEDs
 - Nominal voltage AC :** 230V ± 10%, 50/60Hz
 - Nominal voltage DC :** 220V ± 20%
 - Nominal current :** 33 mA (single-sided)
66 mA (double-sided)
 - Power consumption :** 14.3 VA (single-sided)
28.6 VA (double-sided)
 - Terminals :** 2.5 mm² for feed-through wiring
 - Temperature ta :** -15°C... +40°C
 - Protection category :** IP65
 - Protection class :** I
- acc. to DIN EN 60598-1, DIN EN 60598-2-22, DIN 4844-1 and DIN EN 1838

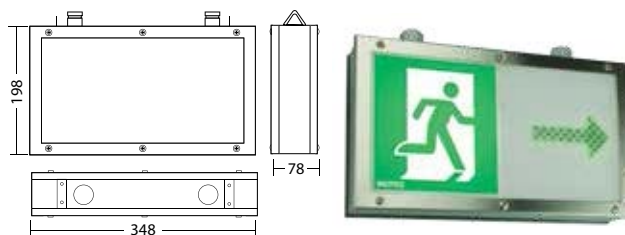
Housing-colours	Part.no.	Colour code
White (RAL 9016)	...	L04
Dark grey (RAL 7015)	...	L16
Special colours	...	L99

Attach the colour code to part number e.g. **800 014 LXX**

FL 828 K LED 230V

Chain mounting

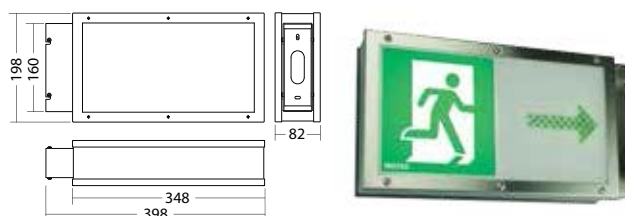
Art.no. 800 183V



FL 828 WA LED 230V

Wall bracket mounting

Art.no. 800 185V



Dynamic double-sided emergency exit luminaire made of robust stainless steel with high protection category. Ideal to display the safe escape route depending on the smoke situation inside a building.

Technical data

Viewing distance :	30 m
Material :	Stainless steel A4 brushed
Illuminant :	LEDs
Nominal voltage DC :	24V ± 20%
Nominal current :	200 mA (single-sided) 400 mA (double-sided)
Terminals :	2.5 mm ² for feed-through wiring
Temperature ta :	-15°C... +40°C
Protection category :	IP65
Protection class :	III

acc. to DIN EN 60598-1, DIN EN 60598-2-22, DIN 4844-1 and
DIN EN 1838

Housing-colours	Part.no.	Colour code
White (RAL 9016)	...	L04
Dark grey (RAL 7015)	...	L16
Special colours	...	L99

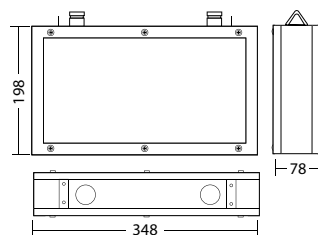
Attach the colour code to
part number e.g.

800 014 LXX

FL 828 K LED 24V

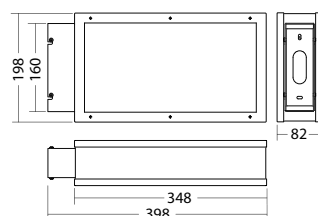
Art.no. 800 182V

Chain mounting

**FL 828 WA LED 24V**

Art.no. 800 184V

Wall bracket mounting





lichtgeräte

Schaltschrank-
montage



Robust stainless steel luminaires with high protection category and latest LED-technology for area or escape route illumination. Suitable for use in food industry or food processing plants with high demands on product hygiene.




Technical data

Material : Stainless steel brushed
Illuminant : LEDs
Nominal voltage AC : 230V ± 10%, 50/60Hz
Nominal voltage DC : 220V ± 20%
Nominal current : 32 mA
Power consumption : 8.3 VA
Terminals : 2.5 mm² for feed-through wiring
Temperature ta : -15°C... +40°C
Protection category : IP65
Protection class : I

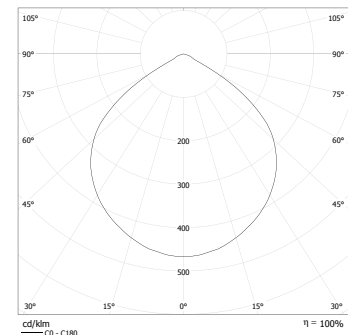
acc. to DIN EN 60598-1, DIN EN 60598-2-22, DIN 4844-1 and DIN EN 1838

Housing-colours	Part.no.	Colour code
White (RAL 9016)	...	L04
Dark grey (RAL 7015)	...	L16
Special colours	...	L99

Attach the colour code to part number e.g. **800 014 LXX**

Ceiling mounting			
Mounting height [m]	[m]	[m]	[m]
2.5	3.7	8.5	
3.0	4.1	9.7	
4.0	4.7	11.5	
5.0	5.0	12.9	
6.0	5.1	13.9	
7.0	4.9	14.3	
8.0	4.5	14.4	
9.0	3.7	14.3	
10.0	2.5	13.8	

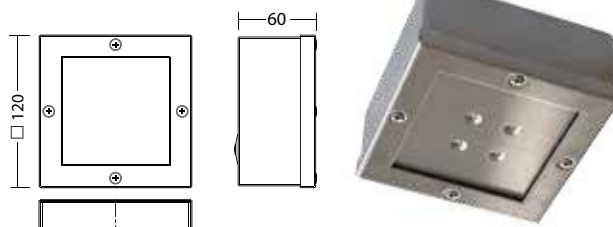
Minimum illumination 1.25 Lux (middle of escape route)
 Measuring plane 2cm above floor level



SN 804 D LED 230V

Ceiling mounting

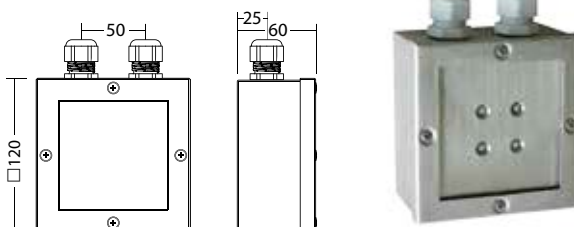
Art.no. 808 411 - J/SV
 Art.no. 808 410 - SKÜ
 Art.no. 808 412 - NE/SV



SN 804 D AP LED 230V

Wall or ceiling mounting

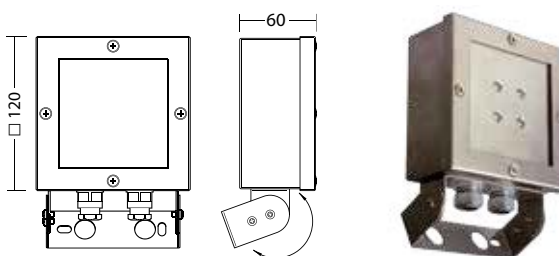
Art.no. 808 431 - J/SV
 Art.no. 808 430 - SKÜ
 Art.no. 808 432 - NE/SV



SN 804 W LED 230V

Wall or ceiling mounting

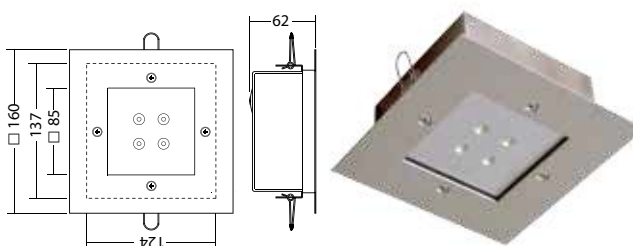
Art.no. 808 401 - J/SV
 Art.no. 808 400 - SKÜ
 Art.no. 808 402 - NE/SV



SN 804 E LED 230V

Recessed ceiling mounting

Art.no. 808 421 - J/SV
 Art.no. 808 420 - SKÜ
 Art.no. 808 422 - NE/SV



Robust stainless steel luminaires with high protection category and latest LED-technology for area or escape route illumination. Suitable for use in food industry or food processing plants with high demands on product hygiene.

Technical data

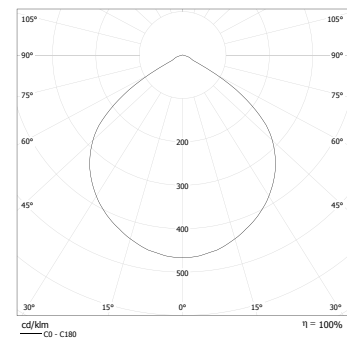
- Material :** Stainless steel brushed
 - Illuminant :** LEDs
 - Nominal voltage DC :** 24V ± 20%
 - Nominal current :** 200 mA
 - Terminals :** 2.5 mm² for feed-through wiring
 - Temperature ta :** -15°C... +40°C
 - Protection category :** IP65
 - Protection class :** III
- acc. to DIN EN 60598-1, DIN EN 60598-2-22, DIN 4844-1 and DIN EN 1838

Housing-colours	Part.no.	Colour code
White (RAL 9016)	...	L04
Dark grey (RAL 7015)	...	L16
Special colours	...	L99

Attach the colour code to part number e.g. **800 014 LXX**

Ceiling mounting		
Mounting height [m]	[m]	[m]
2.5	3.7	8.5
3.0	4.1	9.7
4.0	4.7	11.5
5.0	5.0	12.9
6.0	5.1	13.9
7.0	4.9	14.3
8.0	4.5	14.4
9.0	3.7	14.3
10.0	2.5	13.8

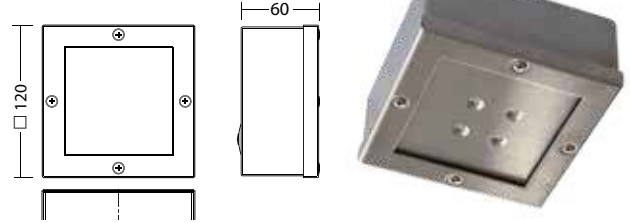
Minimum illumination 1.25 Lux (middle of escape route)
Measuring plane 2cm above floor level



SN 804 D LED 24V

Art.no.810 126

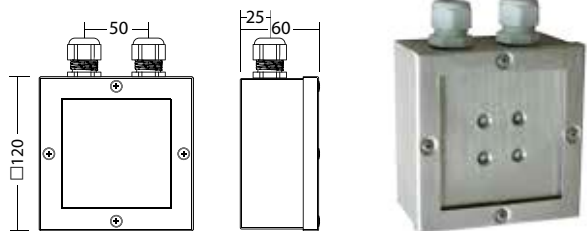
Ceiling mounting



SN 804 D AP LED 24V

Art.no.810 128

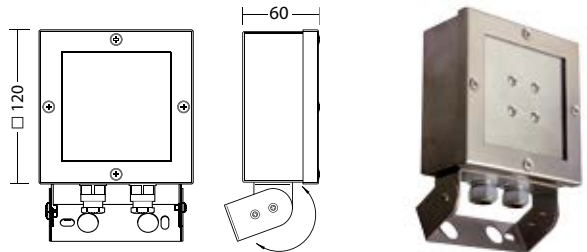
Wall or ceiling mounting



SN 804 W LED 24V

Art.no.810 124

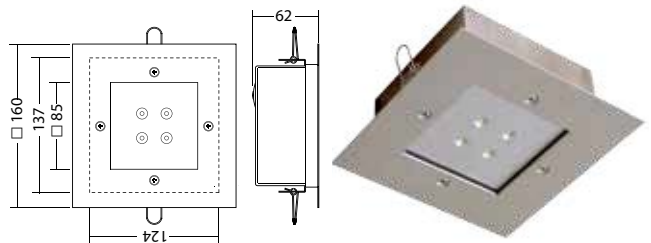
Wall or ceiling mounting



SN 804 E LED 24V

Art.no.810 127

Recessed ceiling mounting



Escape-route segment-luminaire

control by segment controller SEV, SEV/A or SEV / CP D.E.R. 230V

Dynamic Escape Route luminaire for segmental use, including run light functionality, for indication of the safe escape route, depending on the location of detected smoke or fire. Made of stainless steel with a high protection category.

Technical data

- Material :** Stainless steel A4 brushed
 - Illuminant :** LEDs
 - Nominal voltage DC :** 48V ± 10%
 - Nominal current :** 35 mA
 - Terminals :** 2.5 mm² for feed-through wiring
 - Temperature ta :** -15°C... +40°C
 - Protection category :** IP65
 - Protection class :** III
- acc. to DIN EN 60598-1, DIN EN 60598-2-22, DIN 4844-1 and DIN EN 1838

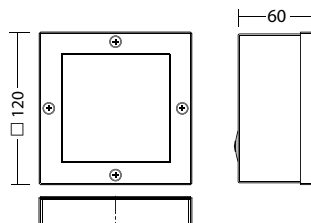
Housing-colours	Part.no.	Colour code
Dark grey (RAL 7015)	...	L16
Stainless steel	...	L30
Special colours	...	L99

Attach the colour code to part number e.g. **800 014 LXX**

FS 804.1 W LED 48V

Art.no. 800 028

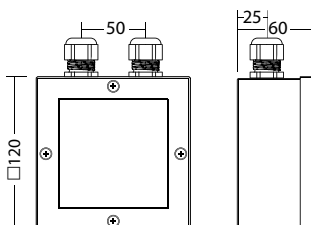
Wall mounting



FS 804.1 W AP LED 48V

Art.no. 800 029

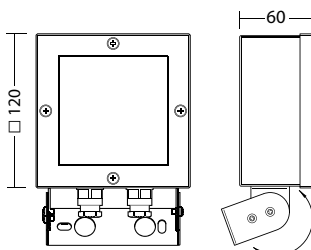
Wall mounting



FS 804.1 WA LED 48V

Art.no. 800 027

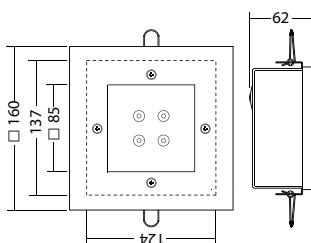
Wall bracket mounting



FS 804.1 WE LED 48V

Art.no. 800 031

Recessed wall mounting





Standard compliant outdoor illumination – Up to a safe area



It's often difficult to realise safety lighting at outdoor areas, like it is mentioned in the EN 1838. The supply of luminaires of the general lighting or special mast luminaires are causing high loads. This leads to bigger central power supply units, bigger battery capacities and higher costs.

The new bollard luminaire SN 6307 is the ideal luminaire to illuminate outdoor areas due to its low power consumption and the high degree of protection, IP54. The optimised light technology enables distances between two luminaires of more than 10m.

The new safety luminaire SN 804.1 WT is an alternative if it's not possible to use a bollard luminaire due to the structural design of a building. This luminaire illuminates the escape route with 1 lux at mounting heights of up to 32m. This means that the luminaire can be mounted unobtrusively at high altitudes. The handy lockable mounting bracket can be used to align the luminaire to illuminate the respective escape area.



Robust LED safety luminaire, ideal for area or escape route illumination. Lockable mounting bracket to align to the area to be illuminated. Housing made of brushed stainless steel with high protection category. Suitable for use in food industry or food processing plants with high demands on product hygiene.

Technical data

- Material :** Stainless steel brushed
 - Illuminant :** LEDs
 - Nominal voltage AC :** 230V ± 10%, 50/60Hz
 - Nominal voltage DC :** 220V ± 20%
 - Nominal current :** 32 mA
 - Power consumption :** 8.3 VA
 - Terminals :** 2.5 mm² for feed-through wiring
 - Temperature ta :** -15°C... +40°C
 - Protection category :** IP65
 - Protection class :** I
- acc. to DIN EN 60598-1, DIN EN 60598-2-22, DIN 4844-1 and DIN EN 1838

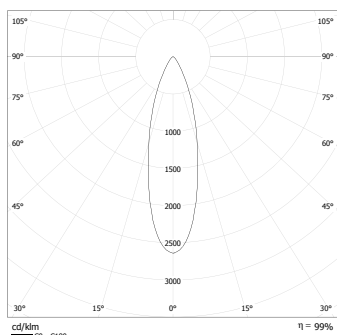
Housing-colours Part.no. Colour code

White (RAL 9016)	...	L04
Dark grey (RAL 7015)	...	L16
Special colours	...	L99

Attach the colour code to part number e.g. **800 014 LXX**

Ceiling mounting	□	□
Mounting height [m]	[m]	[m]
11.0	4.6	11.1
12.0	4.7	11.5
14.0	4.9	12.5
16.0	5.0	13.2
18.0	5.0	13.7
20.0	5.0	14.0
22.0	4.9	14.2
24.0	4.6	14.3
26.0	4.2	14.3
28.0	3.7	14.1
30.0	2.9	14.1
32.0	0.9	13.6

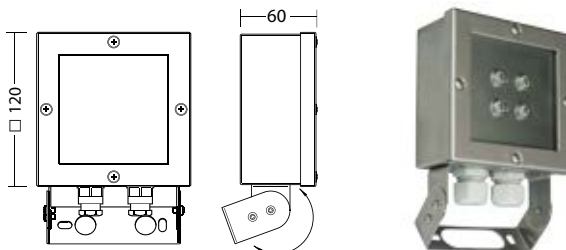
Minimum illumination 1.25 Lux (middle of escape route)
Measuring plane 2cm above floor level



SN 804.1 WT LED 230V

Wall or ceiling mounting

- Art. no. 808 181 - J/SV
- Art. no. 808 180 - SKÜ
- Art. no. 808 182 - NE/SV



for connection to CLS 24, CPUSB 220/64/24 or CP 24V

Robust LED safety luminaire, ideal for area or escape route illumination. Lockable mounting bracket to align to the area to be illuminated. Housing made of brushed stainless steel with high protection category. Suitable for use in food industry or food processing plants with high demands on product hygiene.

Technical data

- Material :** Stainless steel brushed
 - Illuminant :** LEDs
 - Nominal voltage DC :** 24V ± 20%
 - Nominal current :** 200 mA
 - Terminals :** 2.5 mm² for feed-through wiring
 - Temperature ta :** -15°C... +40°C
 - Protection category :** IP65
 - Protection class :** III
- acc. to DIN EN 60598-1, DIN EN 60598-2-22, DIN 4844-1 and DIN EN 1838

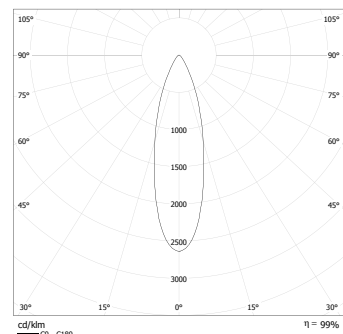
Housing-colours Part.no. Colour code

White (RAL 9016)	...	L04
Dark grey (RAL 7015)	...	L16
Special colours	...	L99

Attach the colour code to part number e.g. **800 014 LXX**

Ceiling mounting		
Mounting height [m]	[m]	[m]
11.0	4.6	11.1
12.0	4.7	11.5
14.0	4.9	12.5
16.0	5.0	13.2
18.0	5.0	13.7
20.0	5.0	14.0
22.0	4.9	14.2
24.0	4.6	14.3
26.0	4.2	14.3
28.0	3.7	14.1
30.0	2.9	14.1
32.0	0.9	13.6

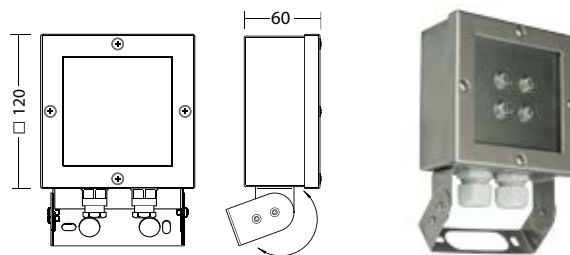
Minimum illumination 1.25 Lux (middle of escape route)
Measuring plane 2cm above floor level



SN 804.1 WT LED 24V

Art. no. 810 215

Wall or ceiling mounting





Downlights

Powerful and variable

INOTEC offers a wide range of downlights with cutting-edge LED technology. Variable mounting and fixing options ensure the right solution for every application.

Advantages

- Low power consumption
- Easy to install
- Cutting-edge lighting technology

Areas of application

- Public buildings
- Workplaces
- High-bay warehouses
- Congress centres
- Hotels
- Office buildings
- Sales outlets
- Airports



SN 9100 157



SN 9104.1 160



SN 9124.1 164



SN 9127-11
SN 9107-11 166



SN 9024 169



SN 8141.1 170



SN 8124.1 172



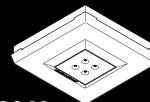
SN 8127-11 175



SN 8040 176



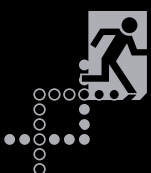
SN 8106-11 181



SN 2040 183



SN 8001 189



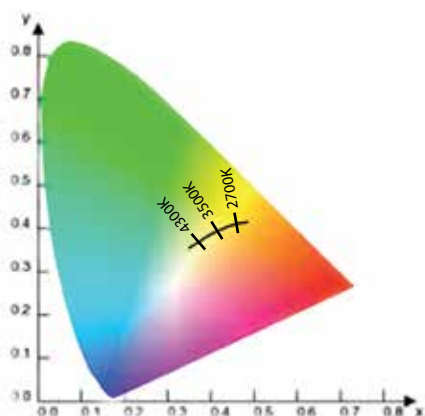
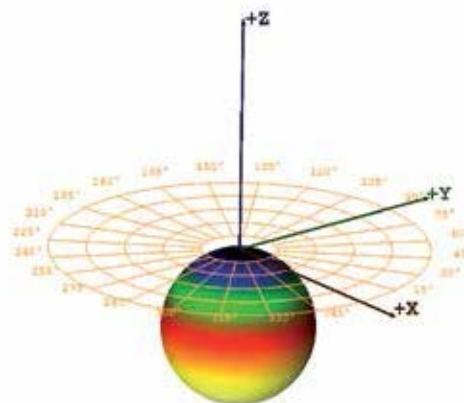


High-quality aluminium recessed downlight with INOTEC TES technology

The elegant and compact recessed downlight SN 9100, made from high-quality aluminium, can be discreetly and unobtrusively integrated into practically any ceiling design.

The new INOTEC TES (Translucent Emitting Surface) technology ensures, for the same power consumption, a 20%-higher luminous efficiency compared to conventional warm-white power LEDs. A back-lit, light-emitting disc creates a rotationally symmetrical and uniform emission pattern.

The SN 9100 is available in a choice of three different light colours (2700K, 3500K and 4300K) and, therefore, is not only ideal as a safety luminaire but also meets all the requirements for pleasant corridor lighting.



Downlights

for connection to group-, central battery- or NEA - systems

J/SV SKÜ NE/SV



High-quality LED downlight, ideal for area or escape route illumination. Perfect for combined usage of safety and general lighting. Possible adaption to the light colour of the general lighting by Translucent-Emitting-Surface (TES) technology. Powder-coated aluminium housing without any visible screws designed for tool-less recessed ceiling installation in a ceiling cut-out Ø 68mm.

Technical data

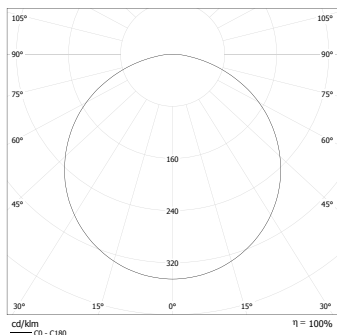
- Material :** Aluminum powder-coated
 - Illuminant :** LEDs / TES
 - Nominal voltage AC :** 230V ± 10%, 50/60Hz
 - Nominal voltage DC :** 220V ± 20%
 - Nominal current :** 32 mA
 - Power consumption :** 8.3 VA
 - Terminals :** 2.5 mm² for feed-through wiring
 - Temperature ta :** -15°C... +40°C
 - Protection category :** IP20
 - Protection class :** II
- acc. to DIN EN 60598-1, DIN EN 60598-2-22, DIN 4844-1 and DIN EN 1838

Housing-colours	Part.no.	Colour code
White (RAL 9016)	...	L04
Special colours	...	L99

Attach the colour code to part number e.g. **800 014 LXX**

Ceiling mounting		
Mounting height [m]	[m]	[m]
2.5m	3.7	9.4
3.0m	3.8	10.1
4.0m	4.1	11.0
5.0m	4.1	11.6
6.0m	3.8	11.7

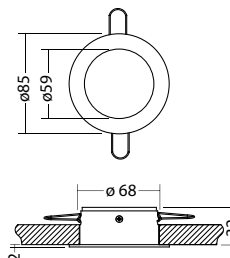
Minimum illumination 1.25 Lux (middle of escape route)
Measuring plane 2cm above floor level



SN 9100 TES round

Recessed ceiling mounting

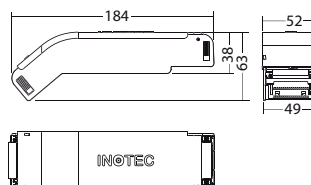
- Art.no. 809 001 - 2700K
- Art.no. 809 002 - 3500K
- Art.no. 809 003 - 4300K



Supply unit

Accessory

- Art.no. 890 490 - J/SV
- Art.no. 890 491 - SKÜ
- Art.no. 890 492 - NE/SV



for connection to CLS 24, CPUSB 220/64/24 or CP 24V



High-quality LED downlight, ideal for area or escape route illumination. Perfect for combined usage of safety and general lighting. Possible adaption to the light colour of the general lighting by Translucent-Emitting-Surface (TES) technology. Powder-coated aluminium housing without any visible screws designed for tool-less recessed ceiling installation in a ceiling cut-out Ø 68mm.

Technical data

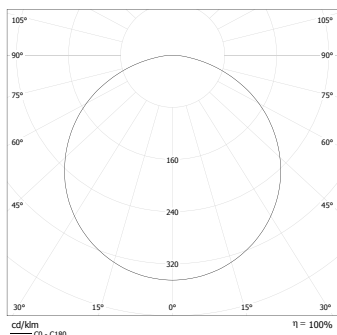
- Material :** Aluminum powder-coated
 - Illuminant :** LEDs / TES
 - Nominal voltage DC :** 24V ± 20%
 - Nominal current :** 200 mA
 - Terminals :** 2.5 mm² for feed-through wiring
 - Temperature ta :** -15°C... +40°C
 - Protection category :** IP20
 - Protection class :** III
- acc. to DIN EN 60598-1, DIN EN 60598-2-22, DIN 4844-1 and DIN EN 1838

Housing-colours	Part.no.	Colour code
White (RAL 9016)	...	L04
Special colours	...	L99

Attach the colour code to part number e.g. **800 014 LXX**

Ceiling mounting		
Mounting height [m]	[m]	[m]
2.5m	3.7	9.4
3.0m	3.8	10.1
4.0m	4.1	11.0
5.0m	4.1	11.6
6.0m	3.8	11.7

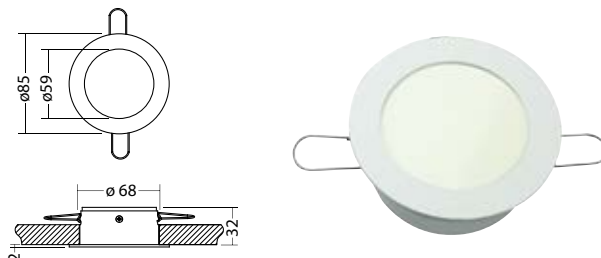
Minimum illumination 1.25 Lux (middle of escape route)
Measuring plane 2cm above floor level



SN 9100 TES round

Recessed ceiling mounting

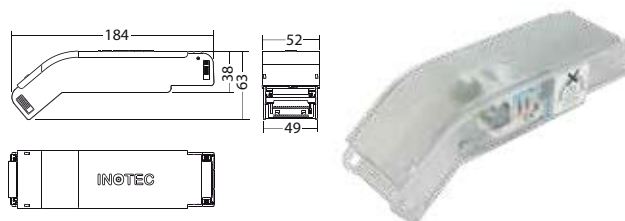
- Art.no. 809 001 - 2700K
- Art.no. 809 002 - 3500K
- Art.no. 809 003 - 4300K



Supply unit

Accessory

- Art.no. 890 613



Elegant LED downlights with powder-coated metal cover without any visible screws, ideal for area or escape route illumination. Tool-less recessed ceiling installation in a ceiling cut-out Ø 68mm.

Technical data

Material : Stainless steel A4 brushed / powder-coated steel-sheet

Illuminant : LEDs

Nominal voltage AC : 230V ± 10%, 50/60Hz

Nominal voltage DC : 220V ± 20%

Nominal current : 12 mA

Power consumption : 5.0 VA

Terminals : 2.5 mm² for feed-through wiring

Temperature ta : -15°C... +40°C

Protection category : IP20




Protection class : II

acc. to DIN EN 60598-1, DIN EN 60598-2-22, DIN 4844-1 and DIN EN 1838

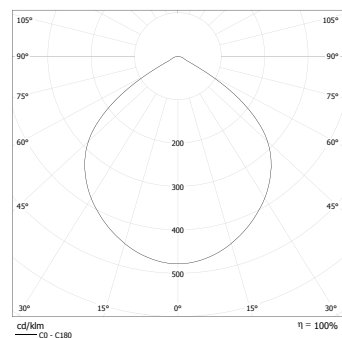
Housing-colours Part.no. Colour code

White (RAL 9016)	...	L04
Stainless steel	...	L30
Special colours	...	L99

Attach the colour code to part number e.g. **800 014 LXX**

Ceiling mounting			
Mounting height [m]	[m]	[m]	[m]
2.5	2.6	6.6	
3.0	2.7	7.2	
3.5	2.6	7.5	
4.0	2.5	7.7	
4.5	2.2	7.6	
5.0	1.8	7.4	
5.5	1.1	7.2	

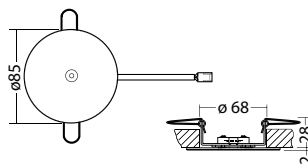
Minimum illumination 1.25 Lux (middle of escape route)
Measuring plane 2cm above floor level



SN 9104.1-11 LED round

Recessed ceiling mounting

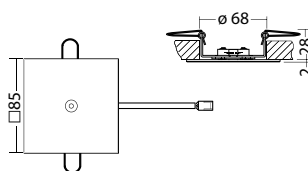
Art. no. 809 400



SN 9104.1-11 LED squared

Recessed ceiling mounting

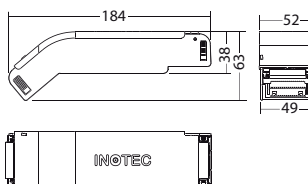
Art. no. 809 401



Supply unit

Accessory

Art. no. 890 490 - J/SV
Art. no. 890 491 - SKÜ
Art. no. 890 492 - NE/SV



for connection to CLS 24, CPUSB 220/64/24 or CP 24V

Elegant LED downlights with powder-coated metal cover without any visible screws, ideal for area or escape route illumination. Tool-less recessed ceiling installation in a ceiling cut-out \varnothing 68mm.

Technical data

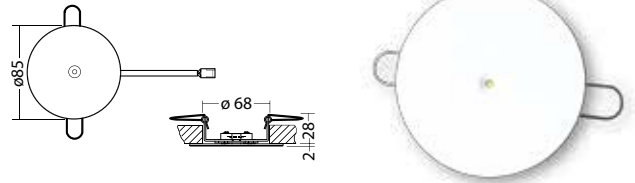
- Material :** Stainless steel A4 brushed / powder-coated steel-sheet
- Illuminant :** LEDs
- Nominal voltage DC :** 24V \pm 20%
- Nominal current :** 80 mA
- Terminals :** 2.5 mm² for feed-through wiring
- Temperature ta :** -15°C... +40°C
- Protection category :** IP20
- Protection class :** III

acc. to DIN EN 60598-1, DIN EN 60598-2-22, DIN 4844-1 and DIN EN 1838

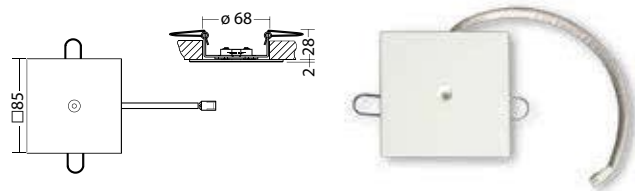
Housing-colours	Part.no.	Colour code
White (RAL 9016)	...	L04
Stainless steel	...	L30
Special colours	...	L99

Attach the colour code to part number e.g. **800 014 LXX**

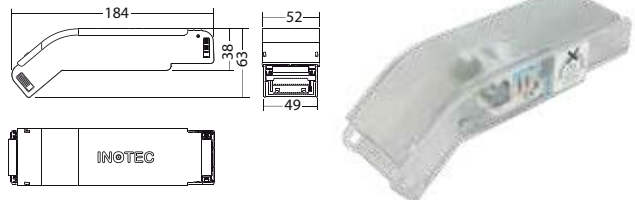
SN 9104.1-11 LED round Recessed ceiling mounting
Art.no. 809 400



SN 9104.1-11 LED squared Recessed ceiling mounting
Art.no. 809 401

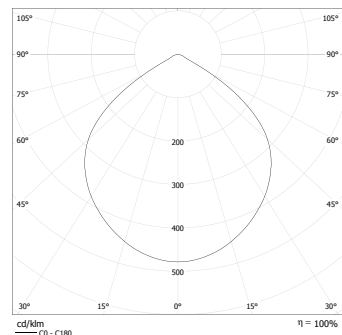


Supply unit Accessory
Art.no. 890 613



Ceiling mounting		
Mounting height [m]	[m]	[m]
2.5	2.6	6.6
3.0	2.7	7.2
3.5	2.6	7.5
4.0	2.5	7.7
4.5	2.2	7.6
5.0	1.8	7.4
5.5	1.1	7.2

Minimum illumination 1.25 Lux (middle of escape route)
Measuring plane 2cm above floor level



Downlights

for connection to group-, central battery- or NEA - systems

J/SV SKÜ NE/SV

Elegant LED downlights with powder-coated metal cover without any visible screws, ideal for area or escape route illumination. Tool-less recessed ceiling installation in a ceiling cut-out Ø 68mm.

Technical data

Material : Stainless steel A4 brushed / powder-coated steel-sheet

Illuminant : LEDs

Nominal voltage AC : 230V ± 10%, 50/60Hz

Nominal voltage DC : 220V ± 20%

Nominal current : 32 mA

Power consumption : 8.3 VA

Terminals : 2.5 mm² for feed-through wiring

Temperature ta : -15°C... +40°C

Protection category : IP20

Protection class : II

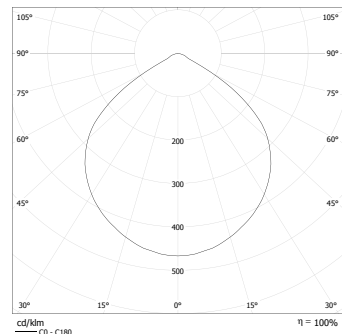
acc. to DIN EN 60598-1, DIN EN 60598-2-22, DIN 4844-1 and DIN EN 1838

Housing-colours	Part.no.	Colour code
White (RAL 9016)	...	L04
Stainless steel	...	L30
Special colours	...	L99

Attach the colour code to part number e.g. **800 014 LXX**

Ceiling mounting		
Mounting height [m]	[m]	[m]
2.5	3.7	8.5
3.0	4.1	9.7
4.0	4.7	11.5
5.0	5.0	12.9
6.0	5.1	13.9
7.0	4.9	14.3
8.0	4.5	14.4
9.0	3.7	14.3
10.0	2.5	13.8

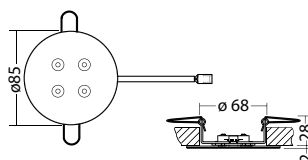
Minimum illumination 1.25 Lux (middle of escape route)
Measuring plane 2cm above floor level



SN 9104.1-41 LED round

Recessed ceiling mounting

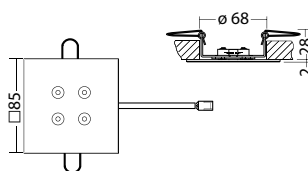
Art. no. 809 407



SN 9104.1-41 LED squared

Recessed ceiling mounting

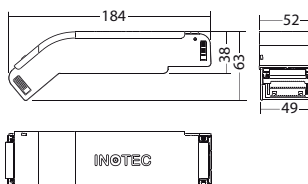
Art. no. 809 408



Supply unit

Accessory

Art. no. 890 490 - J/SV
Art. no. 890 491 - SKÜ
Art. no. 890 492 - NE/SV



for connection to CLS 24, CPUSB 220/64/24 or CP 24V

Elegant LED downlights with powder-coated metal cover without any visible screws, ideal for area or escape route illumination. Tool-less recessed ceiling installation in a ceiling cut-out Ø 68mm.

Technical data

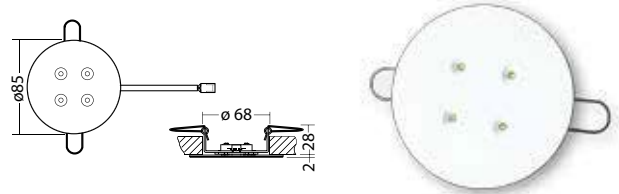
- Material :** Stainless steel A4 brushed / powder-coated steel-sheet
- Illuminant :** LEDs
- Nominal voltage DC :** 24V ± 20%
- Nominal current :** 200 mA
- Terminals :** 2.5 mm² for feed-through wiring
- Temperature ta :** -15°C... +40°C
- Protection category :** IP20
- Protection class :** III

acc. to DIN EN 60598-1, DIN EN 60598-2-22, DIN 4844-1 and DIN EN 1838

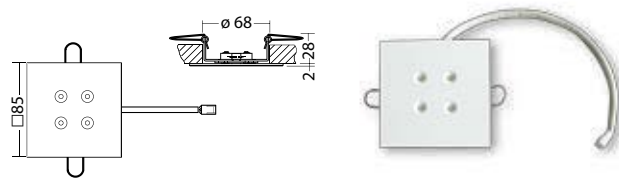
Housing-colours	Part.no.	Colour code
White (RAL 9016)	...	L04
Stainless steel	...	L30
Special colours	...	L99

Attach the colour code to part number e.g. **800 014 LXX**

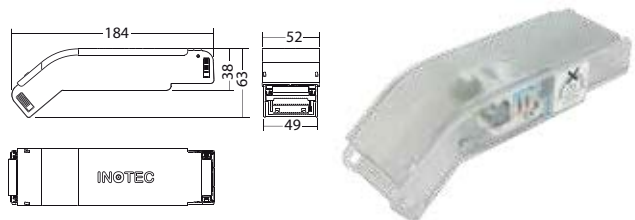
SN 9104.1-41 LED round Recessed ceiling mounting
Art. no. 809 407



SN 9104.1-41 LED squared Recessed ceiling mounting
Art. no. 809 408

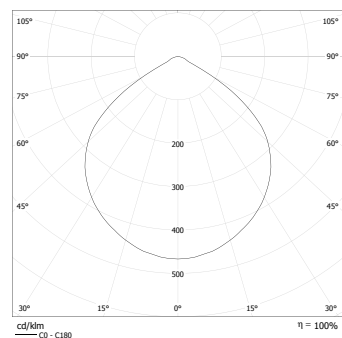


Supply unit Accessory
Art. no. 890 613



Ceiling mounting		
Mounting height [m]	[m]	[m]
2.5	3.7	8.5
3.0	4.1	9.7
4.0	4.7	11.5
5.0	5.0	12.9
6.0	5.1	13.9
7.0	4.9	14.3
8.0	4.5	14.4
9.0	3.7	14.3
10.0	2.5	13.8

Minimum illumination 1.25 Lux (middle of escape route)
Measuring plane 2cm above floor level



for connection to CLS 24, CPUSB 220/64/24 or CP 24V

Elegant LED downlight for area or escape route illumination with powder-coated metal cover, without any visible screws. Tool-less installation in a 68mm switch-box incl. LED driver / monitoring.

Technical data

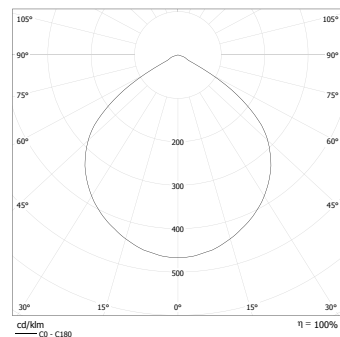
- Material :** Stainless steel A4 brushed / powder-coated steel-sheet
 - Illuminant :** LEDs
 - Nominal voltage DC :** 24V ± 20%
 - Nominal current :** 80 mA
 - Terminals :** 2.5 mm² for feed-through wiring
 - Temperature ta :** -15°C... +40°C
 - Protection category :** IP20
 - Protection class :** III
- acc. to DIN EN 60598-1, DIN EN 60598-2-22, DIN 4844-1 and DIN EN 1838

Housing-colours	Part.no.	Colour code
White (RAL 9016)	...	L04
Stainless steel	...	L30
Special colours	...	L99

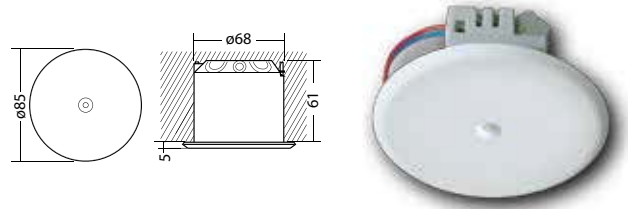
Attach the colour code to part number e.g. **800 014 LXX**

Ceiling mounting		
Mounting height [m]	[m]	[m]
2.5	2.6	6.6
3.0	2.7	7.2
3.5	2.6	7.5
4.0	2.5	7.7
4.5	2.2	7.6
5.0	1.8	7.4
5.5	1.1	7.2

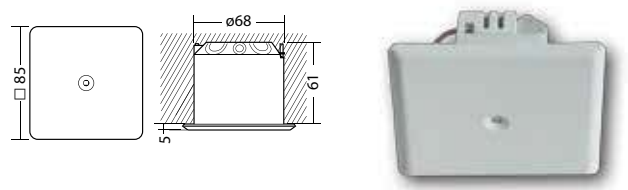
Minimum illumination 1.25 Lux (middle of escape route)
Measuring plane 2cm above floor level



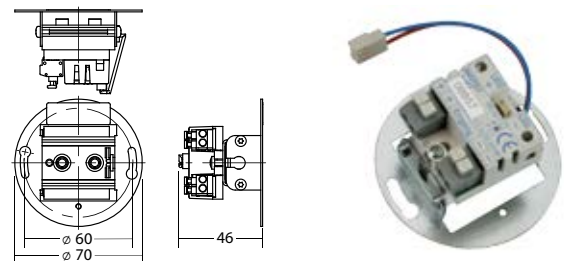
SN 9124.1-11 LED round Recessed ceiling mounting
Art.no. 810 116



SN 9124.1-11 LED squared Recessed ceiling mounting
Art.no. 810 118



Supply unit Accessory
Art.no. 890 450



for connection to CLS 24, CPUSB 220/64/24 or CP 24V

Elegant LED downlight for area or escape route illumination with powder-coated metal cover, without any visible screws. Tool-less installation in a 68mm switch-box incl. LED driver / monitoring.

Technical data

- Material :** Stainless steel A4 brushed / powder-coated steel-sheet
- Illuminant :** LEDs
- Nominal voltage DC :** 24V ± 20%
- Nominal current :** 200 mA
- Terminals :** 2.5 mm² for feed-through wiring
- Temperature ta :** -15°C... +40°C
- Protection category :** IP20
- Protection class :** III

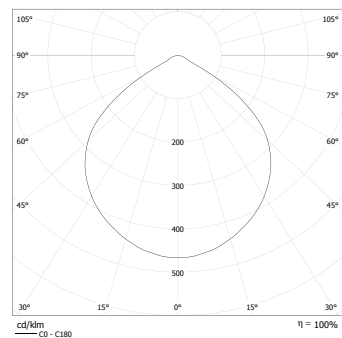
acc. to DIN EN 60598-1, DIN EN 60598-2-22, DIN 4844-1 and DIN EN 1838

Housing-colours	Part.no.	Colour code
White (RAL 9016)	...	L04
Stainless steel	...	L30
Special colours	...	L99

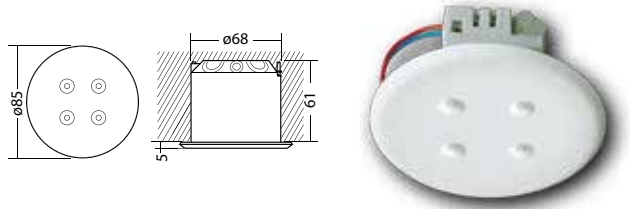
Attach the colour code to part number e.g. **800 014 LXX**

Ceiling mounting		
Mounting height [m]	[m]	[m]
2.5	3.7	8.5
3.0	4.1	9.7
4.0	4.7	11.5
5.0	5.0	12.9
6.0	5.1	13.9
7.0	4.9	14.3
8.0	4.5	14.4
9.0	3.7	14.3
10.0	2.5	13.8

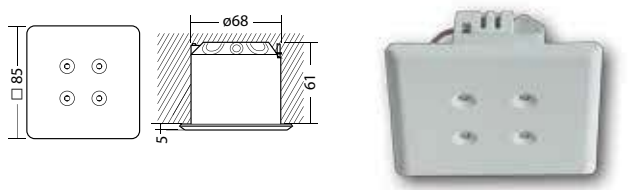
Minimum illumination 1.25 Lux (middle of escape route)
Measuring plane 2cm above floor level



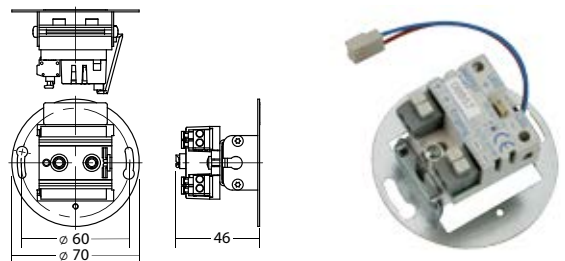
SN 9124.1-41 LED round Recessed ceiling mounting
Art.no. 810 117



SN 9124.1-41 LED squared Recessed ceiling mounting
Art.no. 810 119



Supply unit Accessory
Art.no. 890 450



for connection to CLS 24, CPUSB 220/64/24 or CP 24V

Elegant LED downlight ideal for area or escape route illumination, with powder-coated metal cover, without any visible screws and asymmetric light distribution. Tool-less installation in a 68mm switch-box incl. LED driver / monitoring.

Technical data

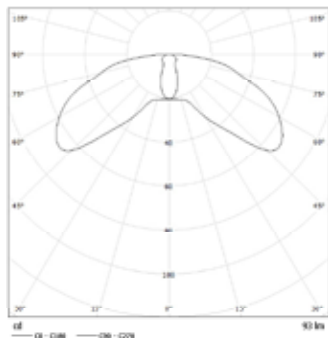
- Material :** Stainless steel A4 brushed / powder-coated steel-sheet
 - Illuminant :** LEDs
 - Nominal voltage DC :** 24V ± 20%
 - Nominal current :** 80 mA
 - Terminals :** 2.5 mm² for feed-through wiring
 - Temperature ta :** -15°C... +40°C
 - Protection category :** IP20
 - Protection class :** III
- acc. to DIN EN 60598-1, DIN EN 60598-2-22, DIN 4844-1 and DIN EN 1838

Housing-colours	Part.no.	Colour code
White (RAL 9016)	...	L04
Stainless steel	...	L30
Special colours	...	L99

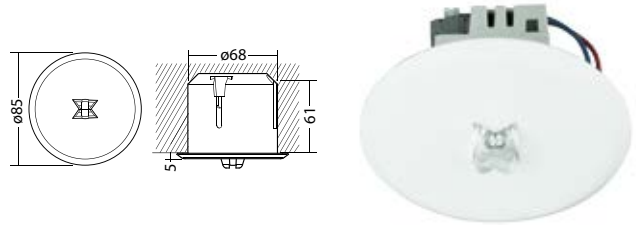
Attach the colour code to part number e.g. **800 014 LXX**

Ceiling mounting				
Mounting height [m]	[m]	[m]	[m]	[m]
2.5	4.2	10.9	2.7	1.0
3.0	4.5	11.6	2.8	0.9
4.0	0.8	12.5	2.8	0.2

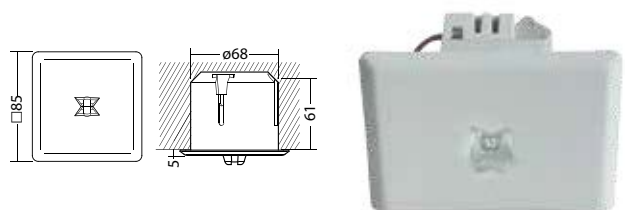
Minimum illumination 1.25 Lux (middle of escape route)
Measuring plane 2cm above floor level



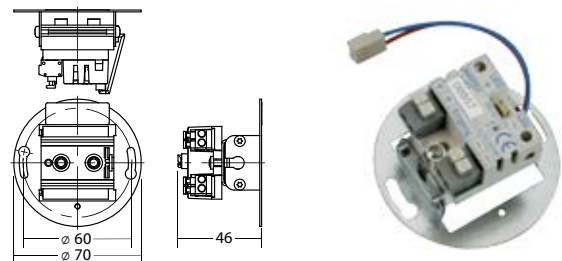
SN 9127-11 LED round Recessed ceiling mounting
Art.no. 810 312



SN 9127-11 LED squared Recessed ceiling mounting
Art.no. 810 313



Supply unit Accessory
Art.no. 890 450



for connection to CLS 24, CPUSB 220/64/24 or CP 24V






Elegant LED downlight ideal for area or escape route illumination, with powder-coated metal cover, without any visible screws and asymmetric light distribution. Tool-less installation in a 68mm switch-box incl. LED driver / monitoring.

Technical data

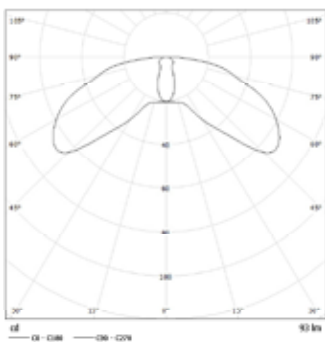
- Material :** powder-coated steel-sheet
 - Illuminant :** LEDs
 - Nominal voltage DC :** 24V ± 20%
 - Nominal current :** 80 mA
 - Terminals :** 2.5 mm² for feed-through wiring
 - Temperature ta :** -15°C... +40°C
 - Protection category :** IP20
 - Protection class :** III
- acc. to DIN EN 60598-1, DIN EN 60598-2-22, DIN 4844-1 and DIN EN 1838

Housing-colours	Part.no.	Colour code
White (RAL 9016)	...	L04
Special colours	...	L99

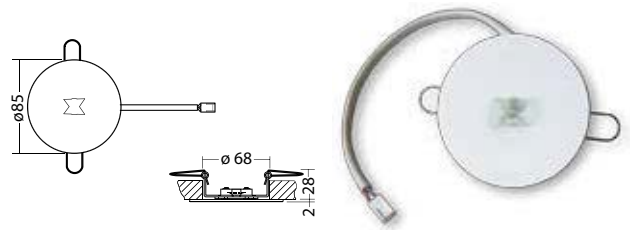
Attach the colour code to part number e.g. **800 014 LXX**

Ceiling mounting					
Mounting height [m]	[m]	[m]	[m]	[m]	[m]
2.5	4.2	10.9	2.7	1.0	
3.0	4.5	11.6	2.8	0.9	
4.0	0.8	12.5	2.8	0.2	

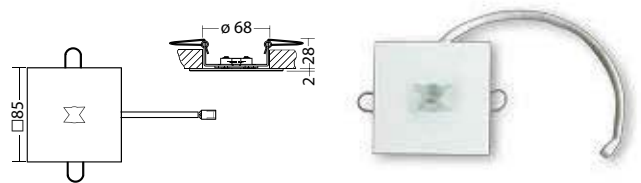
Minimum illumination 1.25 Lux (middle of escape route)
Measuring plane 2cm above floor level



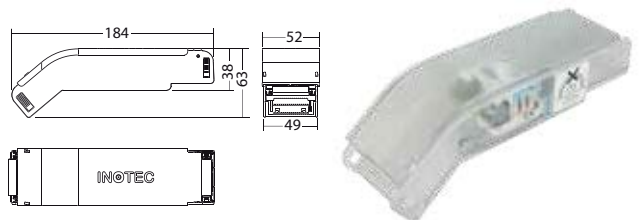
SN 9107-11 LED round Recessed ceiling mounting
Art.no. 809 702



SN 9107-11 LED squared Recessed ceiling mounting
Art.no. 809 703



Supply unit Accessory
Art.no. 890 613









Elegant LED downlight for recessed ceiling mounting or luminaire integration with anodised aluminium cover without any visible screws. Ideal for area or escape route illumination.

Technical data

- Material :** Aluminum / Stainless steel A4 brushed
 - Illuminant :** LEDs
 - Nominal voltage DC :** 24V ± 20%
 - Nominal current :** 80 mA
 - Terminals :** 2.5 mm² without feed-through wiring
 - Temperature ta :** -15°C... +40°C
 - Protection category :** IP20
 - Protection class :** III
- acc. to DIN EN 60598-1, DIN EN 60598-2-22, DIN 4844-1 and DIN EN 1838

Ceiling mounting			
Mounting height [m]	[m]	[m]	[m]
2.5	2.1	5.9	
3.0	2.0	6.0	
3.5	1.8	6.1	
4.0	1.5	5.9	

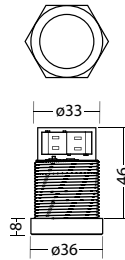
Minimum illumination 1.25 Lux (middle of escape route)
Measuring plane 2cm above floor level



SN 9024 L LED 24V

Art. no. 810 095

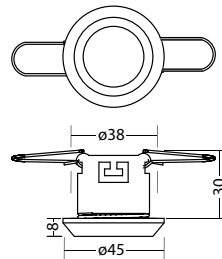
Recessed luminaire mounting



SN 9024 E round LED 24V

Art. no. 890 546

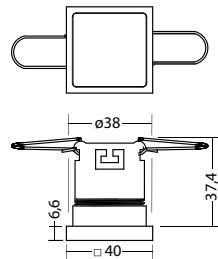
Recessed ceiling mounting



SN 9024 E squared LED 24V

Art. no. 890 548

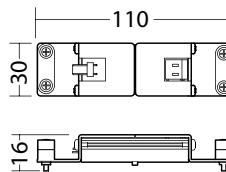
Recessed ceiling mounting



Supply unit SN 9024 E

Art. no. 890 453

Accessory



Elegant LED downlights ideal for area or escape route illumination. Powder-coated metal housing without any visible screws, for tool-less ceiling installation.

Technical data

- Material :** Aluminum / powder-coated steel-sheet
- Illuminant :** LEDs
- Nominal voltage AC :** 230V ± 10%, 50/60Hz
- Nominal voltage DC :** 220V ± 20%
- Nominal current :** 32 mA
- Power consumption :** 8.3 VA
- Terminals :** 2.5 mm² for feed-through wiring
- Temperature ta :** -15°C... +40°C
- Protection category :** IP40
- Protection class :** I

acc. to DIN EN 60598-1, DIN EN 60598-2-22, DIN 4844-1 and DIN EN 1838

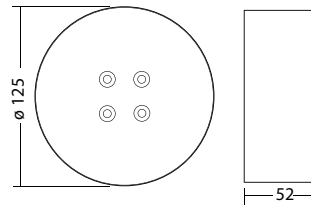
Housing-colours	Part.no.	Colour code
White (RAL 9016)	...	L04
White aluminium (RAL 9006)	...	L10
Special colours	...	L99

Attach the colour code to part number e.g. **800 014 LXX**

SN 8141.1 LED round

Ceiling mounting

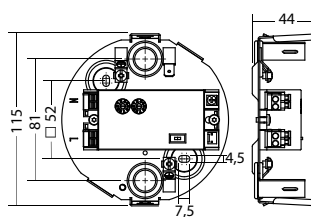
Art.no. 808 143



Supply unit

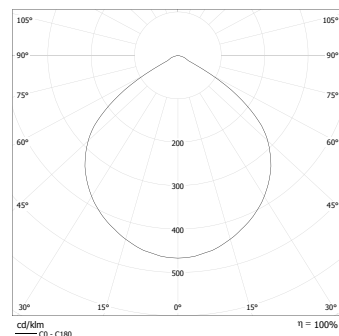
Accessory

- Art.no. 890 454 - J/SV
- Art.no. 890 455 - SKÜ
- Art.no. 890 456 - NE/SV



Ceiling mounting	☺☺☺	
Mounting height [m]	[m]	[m]
2.5	3.7	8.5
3.0	4.1	9.7
4.0	4.7	11.5
5.0	5.0	12.9
6.0	5.1	13.9
7.0	4.9	14.3
8.0	4.5	14.4
9.0	3.7	14.3
10.0	2.5	13.8

Minimum illumination 1.25 Lux (middle of escape route)
Measuring plane 2cm above floor level



Elegant LED downlights ideal for area or escape route illumination. Powder-coated metal housing without any visible screws, for tool-less ceiling installation.

Technical data

Material : Aluminum / powder-coated steel-sheet

Illuminant : LEDs

Nominal voltage AC : 230V ± 10%, 50/60Hz

Nominal voltage DC : 220V ± 20%

Nominal current : 32 mA

Power consumption : 8.3 VA

Terminals : 2.5 mm² for feed-through wiring

Temperature ta : -15°C... +40°C

Protection category : IP40

Protection class : I

acc. to DIN EN 60598-1, DIN EN 60598-2-22, DIN 4844-1 and DIN EN 1838

Housing-colours Part.no. Colour code

White (RAL 9016) ... L04

White aluminium (RAL 9006) ... L10

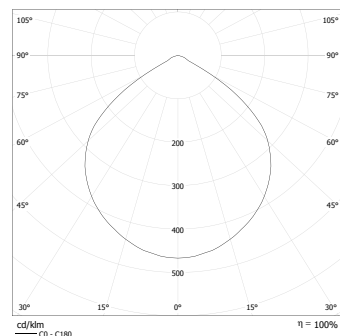
Special colours ... L99

Attach the colour code to part number e.g.

800 014 LXX

Ceiling mounting			
Mounting height [m]	[m]	[m]	[m]
2.5	3.7	8.5	
3.0	4.1	9.7	
4.0	4.7	11.5	
5.0	5.0	12.9	
6.0	5.1	13.9	
7.0	4.9	14.3	
8.0	4.5	14.4	
9.0	3.7	14.3	
10.0	2.5	13.8	

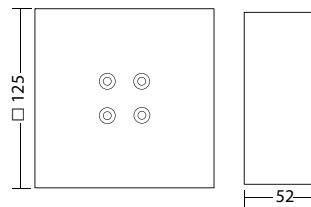
Minimum illumination 1.25 Lux (middle of escape route)
Measuring plane 2cm above floor level



SN 8141.1 LED squared

Ceiling mounting

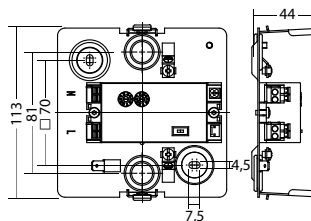
Art.no. 808 144



Supply unit

Accessory

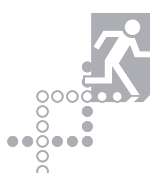
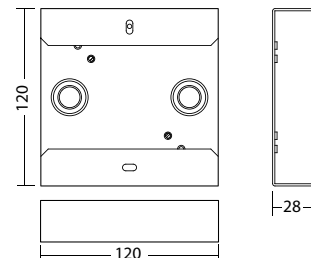
Art.no. 890 457 - J/SV
Art.no. 890 458 - SKÜ
Art.no. 890 459 - NE/SV



Mounting adapter

Optional accessory

Art.no. 890 711



for connection to CLS 24, CPUSB 220/64/24 or CP 24V

Elegant LED downlights ideal for area or escape route illumination. Powder-coated metal housing without any visible screws, for tool-less ceiling installation.

Technical data

- Material :** Aluminum / powder-coated steel-sheet
- Illuminant :** LEDs
- Nominal voltage DC :** 24V ± 20%
- Nominal current :** 80 mA
- Terminals :** 2.5 mm² for feed-through wiring
- Temperature ta :** -15°C... +40°C
- Protection category :** IP40
- Protection class :** III

acc. to DIN EN 60598-1, DIN EN 60598-2-22, DIN 4844-1 and DIN EN 1838

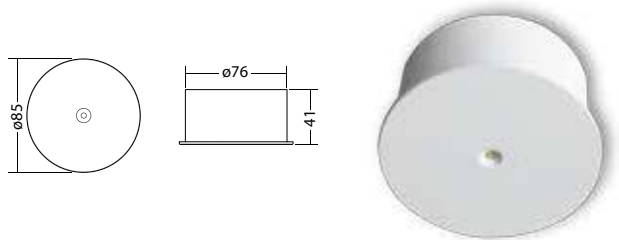
Housing-colours	Part.no.	Colour code
White (RAL 9016)	...	L04
White aluminium (RAL 9006)	...	L10
Stainless steel	...	L30
Special colours	...	L99

Attach the colour code to part number e.g. **800 014 LXX**

SN 8124.1-11 LED round

Ceiling mounting

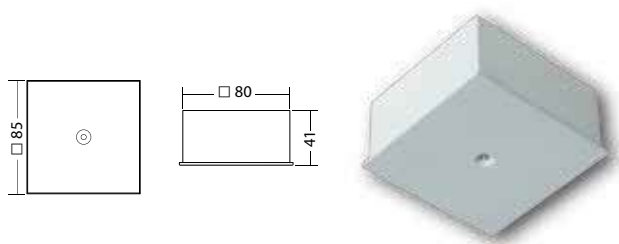
Art.no. 810 120



SN 8124.1-11 LED squared

Ceiling mounting

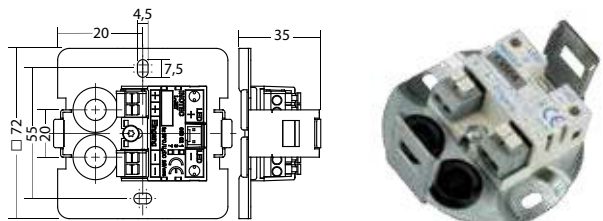
Art.no. 810 122



Supply unit

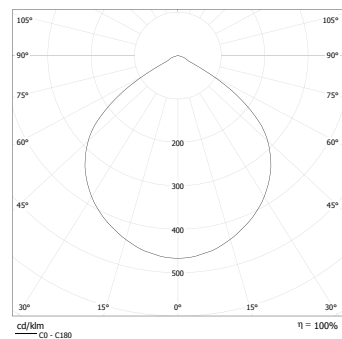
Accessory

Art.no. 890 451 round
Art.no. 890 452 squared



Ceiling mounting		
Mounting height [m]	[m]	[m]
2.5	2.6	6.6
3.0	2.7	7.2
3.5	2.6	7.5
4.0	2.5	7.7
4.5	2.2	7.6
5.0	1.8	7.4
5.5	1.1	7.2

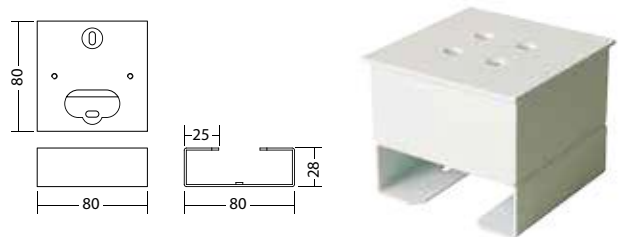
Minimum illumination 1.25 Lux (middle of escape route)
Measuring plane 2cm above floor level



Mounting adapter

Optional accessory

Art.no. 890 701



for connection to CLS 24, CPUSB 220/64/24 or CP 24V

Elegant LED downlights ideal for area or escape route illumination. Powder-coated metal housing without any visible screws, for tool-less ceiling installation.

Technical data

Material :	Aluminum / powder-coated steel-sheet
Illuminant :	LEDs
Nominal voltage DC :	24V ± 20%
Nominal current :	200 mA
Terminals :	2.5 mm ² for feed-through wiring
Temperature ta :	-15°C... +40°C
Protection category :	IP40
Protection class :	III

acc. to DIN EN 60598-1, DIN EN 60598-2-22, DIN 4844-1 and DIN EN 1838

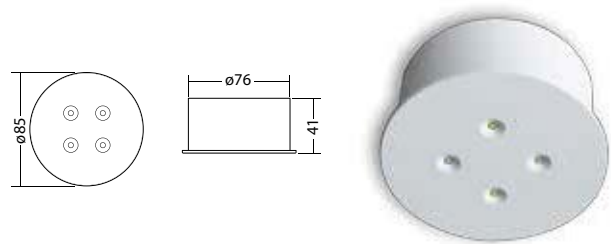
Housing-colours	Part.no.	Colour code
White (RAL 9016)	...	L04
White aluminium (RAL 9006)	...	L10
Stainless steel	...	L30
Special colours	...	L99

Attach the colour code to part number e.g. **800 014 LXX**

SN 8124.1-41 LED round

Art.no.810 121

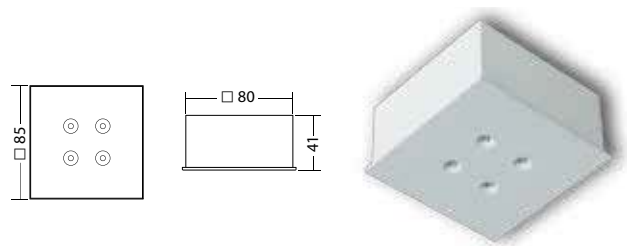
Ceiling mounting



SN 8124.1-41 LED squared

Art.no.810 123

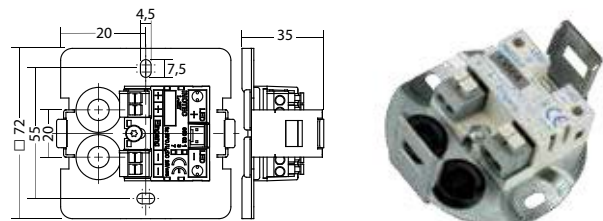
Ceiling mounting



Supply unit

Art.no.890 451 round
Art.no.890 452 squared

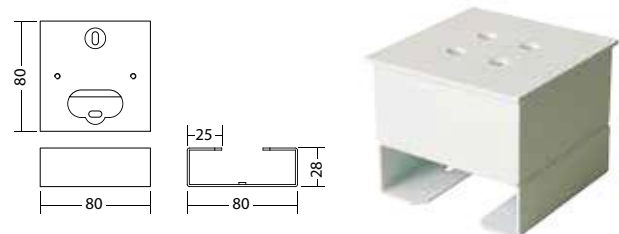
Accessory



Mounting adapter

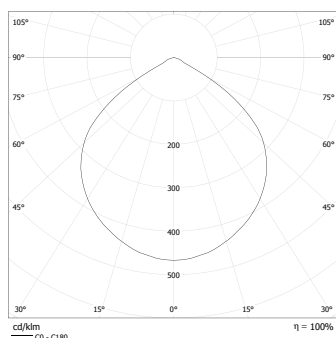
Art.no.890 701

Optional accessory



Ceiling mounting		
Mounting height [m]	[m]	[m]
2.5	3.7	8.5
3.0	4.1	9.7
4.0	4.7	11.5
5.0	5.0	12.9
6.0	5.1	13.9
7.0	4.9	14.3
8.0	4.5	14.4
9.0	3.7	14.3
10.0	2.5	13.8

Minimum illumination 1.25 Lux (middle of escape route)
Measuring plane 2cm above floor level





Elegant LED downlight with powder-coated metal cover without any visible screws and asymmetric light distribution. Ideal for area or escape route illumination. Tool-less ceiling installation.

Technical data

Material : Aluminum / powder-coated steel-sheet

Illuminant : LEDs

Nominal voltage DC : 24V ± 20%

Nominal current : 80 mA

Terminals : 2.5 mm² for feed-through wiring

Temperature ta : -15°C... +40°C

Protection category : IP40





Protection class : III

acc. to DIN EN 60598-1, DIN EN 60598-2-22, DIN 4844-1 and DIN EN 1838

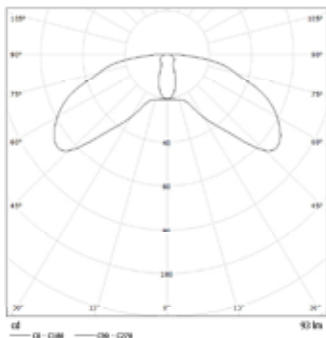
Housing-colours	Part.no.	Colour code
White (RAL 9016)	...	L04
White aluminium (RAL 9006)	...	L10
Stainless steel	...	L30
Special colours	...	L99

Attach the colour code to part number e.g.

800 014 LXX

Ceiling mounting				
Mounting height [m]	[m]	[m]	[m]	[m]
2.5	4.2	10.9	2.7	1.0
3.0	4.5	11.6	2.8	0.9
4.0	0.8	12.5	2.8	0.2

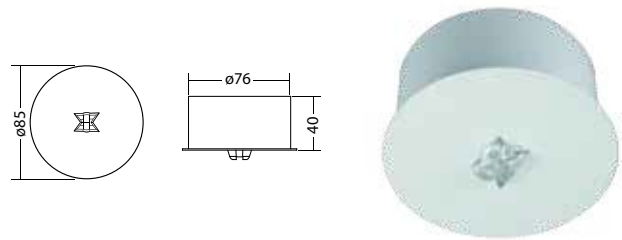
Minimum illumination 1.25 Lux (middle of escape route)
Measuring plane 2cm above floor level



SN 8127-11 LED round

Art.no. 810 314

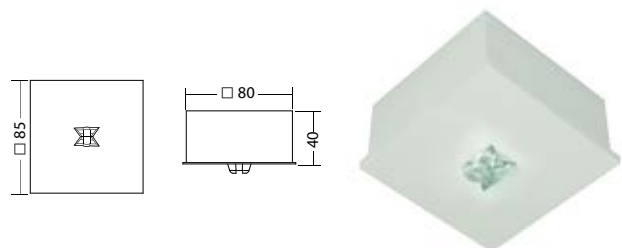
Ceiling mounting



SN 8127-11 LED squared

Art.no. 810 315

Ceiling mounting

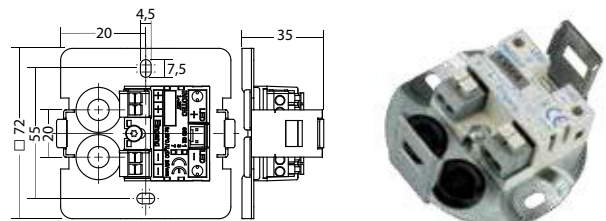


Supply unit

Art.no. 890 451 round

Art.no. 890 452 squared

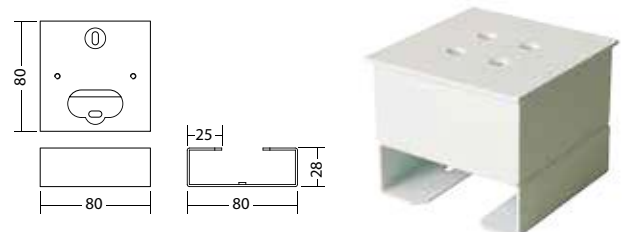
Accessory



Mounting adapter

Art.no. 890 701

Optional accessory



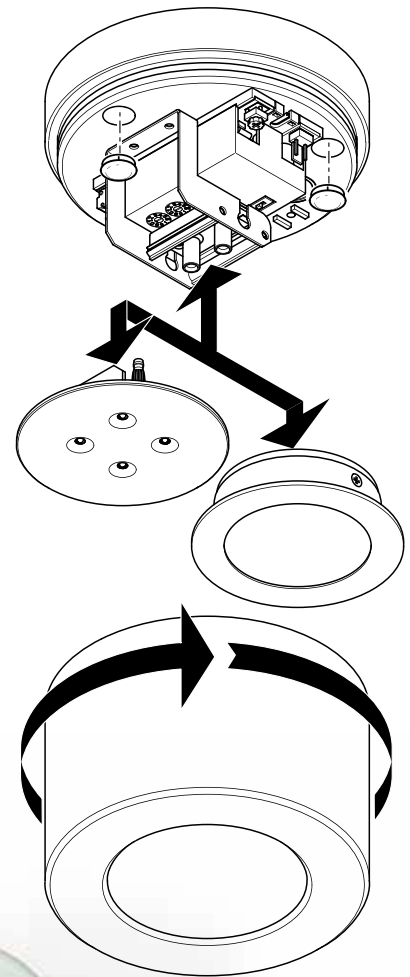
Elegant aluminium surface-mounted downlight for inside and out

Its modern design and high IP65 protection category mean the new surface-mounted spotlight SN 8040 is ideal for both prestigious and functional areas.

As with all of INOTEC's new developments, this luminaire makes use of the most up-to-date lighting technology. And you have a choice of the new INOTEC TES light source or a 4x1W LED light source.

The housing, made of high-quality aluminium, not only has an eye-catching design but also offers enough connection room for fast and easy installation.

Thanks to the high-quality powder coatings used by INOTEC, the SN 8040 can be coloured to match the architecture. All the RAL colours can be recreated in a stylish, structured finish.



Downlights

for connection to group-, central battery- or NEA - systems

J/SV SKÜ NE/SV



Elegant high-quality LED downlight ideal for area or escape route illumination. Perfect for combined usage of safety and general lighting. Possible adaption to the light colour of the general lighting by Translucent-Emitting-Surface (TES) technology. Powder-coated aluminium housing for ceiling mounting with high protection category and without any visible screws.

Technical data

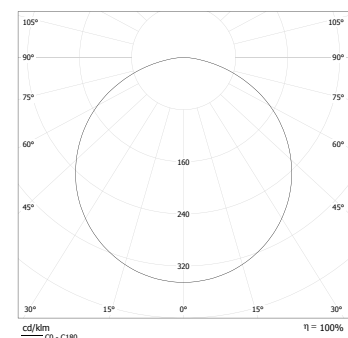
- Material :** Aluminum powder-coated
 - Illuminant :** LEDs / TES
 - Nominal voltage AC :** 230V ± 10%, 50/60Hz
 - Nominal voltage DC :** 220V ± 20%
 - Nominal current :** 32 mA
 - Power consumption :** 8.3 VA
 - Terminals :** 2.5 mm² for feed-through wiring
 - Temperature ta :** -15°C... +40°C
 - Protection category :** IP65
 - Protection class :** I
- acc. to DIN EN 60598-1, DIN EN 60598-2-22, DIN 4844-1 and DIN EN 1838

Housing-colours	Part.no.	Colour code
White (RAL 9016)	...	L04
Dark grey (RAL 7015)	...	L16
Special colours	...	L99

Attach the colour code to part number e.g. **800 014 LXX**

Ceiling mounting		
Mounting height [m]	[m]	[m]
2.5m	3.7	9.4
3.0m	3.8	10.1
4.0m	4.1	11.0
5.0m	4.1	11.6
6.0m	3.8	11.7

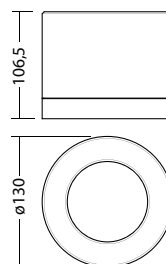
Minimum illumination 1.25 Lux (middle of escape route)
Measuring plane 2cm above floor level



SN 8040 TES 230V

Ceiling mounting

- Art.no. 808 162 - J/SV - 2700K
- Art.no. 808 165 - J/SV - 3500K
- Art.no. 808 168 - J/SV - 4300K
- Art.no. 808 163 - SKÜ - 2700K
- Art.no. 808 166 - SKÜ - 3500K
- Art.no. 808 169 - SKÜ - 4300K
- Art.no. 808 164 - NE/SV - 2700K
- Art.no. 808 167 - NE/SV - 3500K
- Art.no. 808 170 - NE/SV - 4300K



Downlights

for connection to CLS 24, CPUSB 220/64/24 or CP 24V



Elegant high-quality LED downlight ideal for area or escape route illumination. Perfect for combined usage of safety and general lighting. Possible adaption to the light colour of the general lighting by Translucent-Emitting-Surface (TES) technology. Powder-coated aluminium housing for ceiling mounting with high protection category and without any visible screws.

Technical data

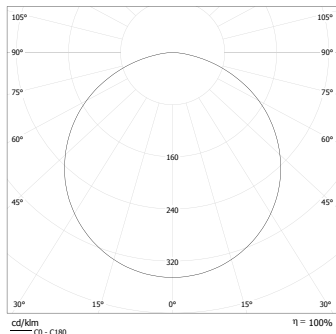
- Material :** Aluminum powder-coated
 - Illuminant :** LEDs / TES
 - Nominal voltage DC :** 24V ± 20%
 - Nominal current :** 200 mA
 - Terminals :** 2.5 mm² for feed-through wiring
 - Temperature ta :** -15°C... +40°C
 - Protection category :** IP65
 - Protection class :** III
- acc. to DIN EN 60598-1, DIN EN 60598-2-22, DIN 4844-1 and DIN EN 1838

Housing-colours	Part.no.	Colour code
White (RAL 9016)	...	L04
Dark grey (RAL 7015)	...	L16
Special colours	...	L99

Attach the colour code to part number e.g. **800 014 LXX**

Ceiling mounting		
Mounting height [m]	[m]	[m]
2.5m	3.7	9.4
3.0m	3.8	10.1
4.0m	4.1	11.0
5.0m	4.1	11.6
6.0m	3.8	11.7

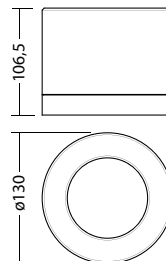
Minimum illumination 1.25 Lux (middle of escape route)
Measuring plane 2cm above floor level



SN 8040 TES 24V

Ceiling mounting

- Art.no. 810 307 - 2700K
- Art.no. 810 308 - 3500K
- Art.no. 810 309 - 4300K



Downlights

for connection to group-, central battery- or NEA - systems

J/SV

SKÜ

NE/SV

Elegant high-quality LED downlight ideal for area or escape route illumination. Powder-coated aluminium housing for ceiling mounting with high protection category and without any visible screws.

SN 8040-41 LED 230V

Ceiling mounting

Art.no. 808 159 - J/SV

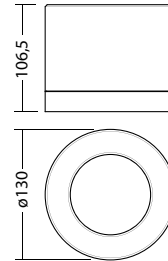
Art.no. 808 160 - SKÜ

Art.no. 808 161 - NE/SV

Technical data

Material :	Aluminum powder-coated
Illuminant :	LEDs
Nominal voltage AC :	230V ± 10%, 50/60Hz
Nominal voltage DC :	220V ± 20%
Nominal current :	32 mA
Power consumption :	8.3 VA
Terminals :	2.5 mm ² for feed-through wiring
Temperature ta :	-15°C... +40°C
Protection category :	IP65
Protection class :	I

acc. to DIN EN 60598-1, DIN EN 60598-2-22, DIN 4844-1 and DIN EN 1838



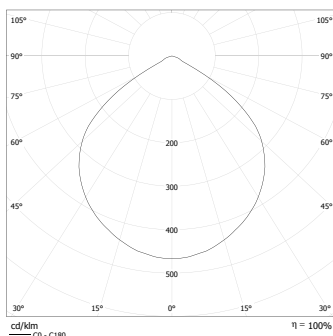
Housing-colours	Part.no.	Colour code
White (RAL 9016)	...	L04
Dark grey (RAL 7015)	...	L16
Special colours	...	L99

Attach the colour code to part number e.g.

800 014 LXX

Ceiling mounting		
Mounting height [m]	[m]	[m]
2.5	3.7	8.5
3.0	4.1	9.7
4.0	4.7	11.5
5.0	5.0	12.9
6.0	5.1	13.9
7.0	4.9	14.3
8.0	4.5	14.4
9.0	3.7	14.3
10.0	2.5	13.8

Minimum illumination 1.25 Lux (middle of escape route)
Measuring plane 2cm above floor level



Downlights

for connection to CLS 24, CPUSB 220/64/24 or CP 24V

Elegant high-quality LED downlight ideal for area or escape route illumination. Powder-coated aluminium housing for ceiling mounting with high protection category and without any visible screws.

Technical data

- Material :** Aluminum powder-coated
- Illuminant :** LEDs
- Nominal voltage DC :** 24V ± 20%
- Nominal current :** 200 mA
- Terminals :** 2.5 mm² for feed-through wiring
- Temperature ta :** -15°C... +40°C
- Protection category :** IP65
- Protection class :** III

acc. to DIN EN 60598-1, DIN EN 60598-2-22, DIN 4844-1 and DIN EN 1838

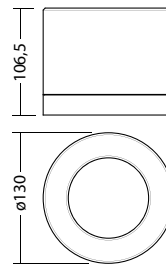
Housing-colours	Part.no.	Colour code
White (RAL 9016)	...	L04
Dark grey (RAL 7015)	...	L16
Special colours	...	L99

Attach the colour code to part number e.g. **800 014 LXX**

SN 8040-41 LED 24V

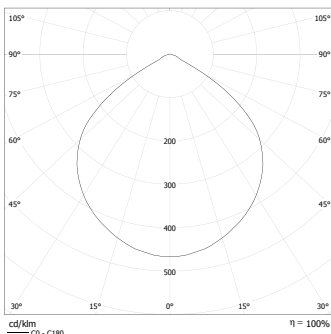
Ceiling mounting

Art.no. 810 306



Ceiling mounting		
Mounting height [m]	[m]	[m]
2.5	3.7	8.5
3.0	4.1	9.7
4.0	4.7	11.5
5.0	5.0	12.9
6.0	5.1	13.9
7.0	4.9	14.3
8.0	4.5	14.4
9.0	3.7	14.3
10.0	2.5	13.8

Minimum illumination 1.25 Lux (middle of escape route)
Measuring plane 2cm above floor level



Downlights

for connection to CLS 24, CPUSB 220/64/24 or CP 24V

High quality LED downlight for ceiling mounting, ideal for area or escape route illumination.
Unobtrusive housing thanks to 24V technology made of powder-coated aluminium with high protection category and without any visible screws.

Technical data

- Material :** Aluminum powder-coated
 - Illuminant :** LEDs
 - Nominal voltage DC :** 24V ± 20%
 - Nominal current :** 80 mA
 - Terminals :** 2.5 mm² for feed-through wiring
 - Temperature ta :** -15°C... +40°C
 - Protection category :** IP65
 - Protection class :** III
- acc. to DIN EN 60598-1, DIN EN 60598-2-22, DIN 4844-1 and DIN EN 1838

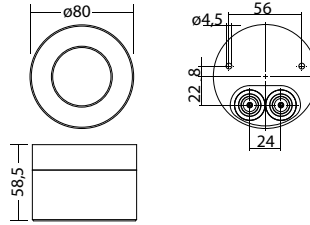
Housing-colours Part.no. Colour code

- White (RAL 9016) ... L04
- Special colours ... L99

Attach the colour code to part number e.g. **800 014 LXX**

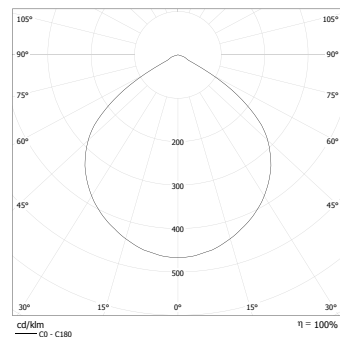
SN 8106-11
Art.no.810 214

Ceiling mounting



Ceiling mounting		
Mounting height [m]	[m]	[m]
2.5	2.6	6.6
3.0	2.7	7.2
3.5	2.6	7.5
4.0	2.5	7.7
4.5	2.2	7.6
5.0	1.8	7.4
5.5	1.1	7.2

Minimum illumination 1.25 Lux (middle of escape route)
Measuring plane 2cm above floor level



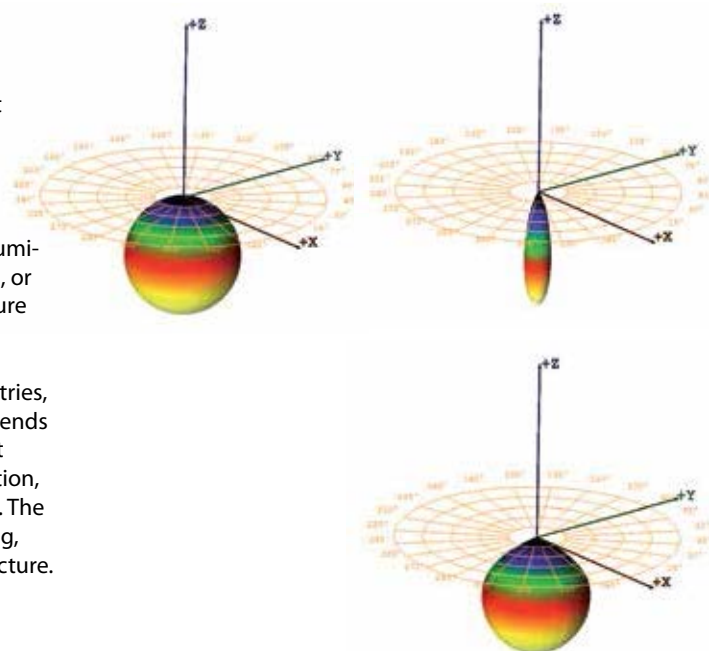


Universal surface-mounted spotlight with a flat design

Innovative lighting technology, easy installation and a flat design – these are the features that characterise the new safety luminaire SN 2040.

Different light sources, optimised for the widest possible range of structures, make the SN 2040 a universal safety luminaire. Whether for emergency routes, surface illumination, or mounting heights of up to 24m, the individual lamps ensure standards-compliant illumination.

With its rear cable entries, and optional knock-out side entries, this luminaire's construction also takes into account the trends and changes in electrical installation. Because of the great flexibility, people often resort to an exposed tube installation, even in the case of architecturally sophisticated buildings. The new SN 2040 offers all the advantages of surface mounting, while its flat design blends unobtrusively with the architecture.



Functional LED downlight with a flat design ideal for area or escape route illumination. UV resistant, heat filament tested polycarbonate housing for ceiling mounting with optional side cable entry.

SN 2040.1-41 LED 230V

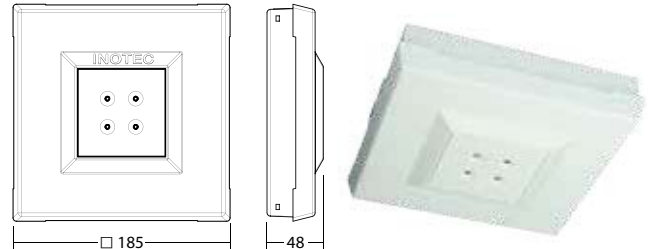
Ceiling mounting

Art.no. 802 119.1 - J/SV
Art.no. 802 118.1 - SKÜ
Art.no. 802 120.1 - NE/SV

Technical data

- Material :** Polycarbonate white
- Illuminant :** LEDs
- Nominal voltage AC :** 230V ± 10%, 50/60Hz
- Nominal voltage DC :** 220V ± 20%
- Nominal current :** 32 mA
- Power consumption :** 8.3 VA
- Terminals :** 2.5 mm² for feed-through wiring
- Temperature ta :** -15°C... +40°C
- Protection category :** IP40
- Protection class :** II

acc. to DIN EN 60598-1, DIN EN 60598-2-22, DIN 4844-1 and DIN EN 1838



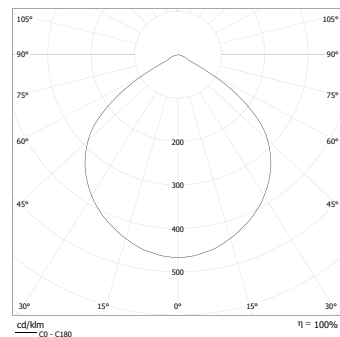
Housing-colours Part.no. Colour code

Special colours ... L99

Attach the colour code to part number e.g. **800 014 LXX**

Ceiling mounting	☺ ☺ ☺	
Mounting height [m]	[m]	[m]
2.5	3.7	8.5
3.0	4.1	9.7
4.0	4.7	11.5
5.0	5.0	12.9
6.0	5.1	13.9
7.0	4.9	14.3
8.0	4.5	14.4
9.0	3.7	14.3
10.0	2.5	13.8

Minimum illumination 1.25 Lux (middle of escape route)
Measuring plane 2cm above floor level



Downlights

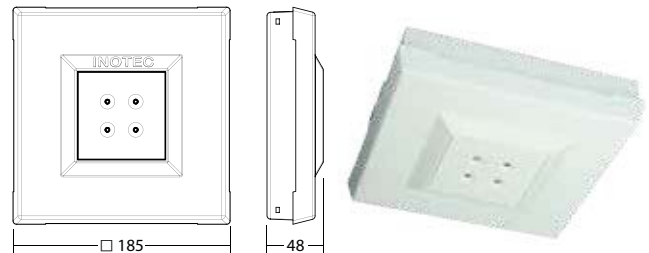
for connection to CLS 24, CPUSB 220/64/24 or CP 24V

Functional LED downlight with a flat design ideal for area or escape route illumination. UV resistant, heat filament tested polycarbonate housing for ceiling mounting with optional side cable entry.

SN 2040.1-41 LED 24V

Ceiling mounting

Art.no. 810 196.1



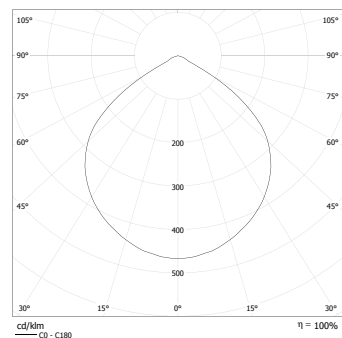
Technical data

- Material :** Polycarbonate white
 - Illuminant :** LEDs
 - Nominal voltage DC :** 24V ± 20%
 - Nominal current :** 200 mA
 - Terminals :** 2.5 mm² for feed-through wiring
 - Temperature ta :** -15°C... +40°C
 - Protection category :** IP40
 - Protection class :** III
- acc. to DIN EN 60598-1, DIN EN 60598-2-22, DIN 4844-1 and DIN EN 1838

Housing-colours	Part.no.	Colour code
Special colours	...	L99
Attach the colour code to part number e.g.	800 014	LXX

Ceiling mounting		
Mounting height [m]	[m]	[m]
2.5	3.7	8.5
3.0	4.1	9.7
4.0	4.7	11.5
5.0	5.0	12.9
6.0	5.1	13.9
7.0	4.9	14.3
8.0	4.5	14.4
9.0	3.7	14.3
10.0	2.5	13.8

Minimum illumination 1.25 Lux (middle of escape route)
Measuring plane 2cm above floor level



Downlights

for connection to group-, central battery- or NEA - systems

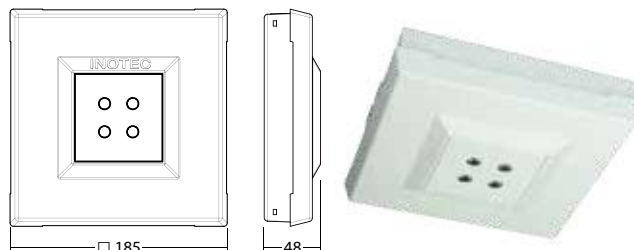
J/SV SKÜ NE/SV

Functional LED downlight with a flat design for mounting height up to 32m, ideal for escape route illumination. UV resistant, heat filament tested polycarbonate housing for ceiling mounting with optional side cable entry.

SN 2040.1-T LED 230V

Ceiling mounting

Art.no.802 125.1 - J/SV
Art.no.802 124.1 - SKÜ
Art.no.802 126.1- NE/SV



Technical data

- Material :** Polycarbonate white
 - Illuminant :** LEDs
 - Nominal voltage AC :** 230V ± 10%, 50/60Hz
 - Nominal voltage DC :** 220V ± 20%
 - Nominal current :** 32 mA
 - Power consumption :** 8.3 VA
 - Terminals :** 2.5 mm² for feed-through wiring
 - Temperature ta :** -15°C... +40°C
 - Protection category :** IP40
 - Protection class :** II
- acc. to DIN EN 60598-1, DIN EN 60598-2-22, DIN 4844-1 and DIN EN 1838

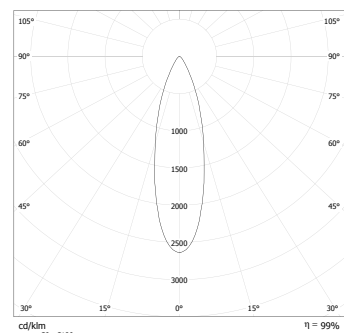
Housing-colours Part.no. Colour code

Special colours ... L99

Attach the colour code to part number e.g. **800 014 LXX**

Ceiling mounting		
Mounting height [m]	[m]	[m]
11.0	4.6	11.1
12.0	4.7	11.5
14.0	4.9	12.5
16.0	5.0	13.2
18.0	5.0	13.7
20.0	5.0	14.0
22.0	4.9	14.2
24.0	4.6	14.3
26.0	4.2	14.3
28.0	3.7	14.1
30.0	2.9	14.1
32.0	0.9	13.6

Minimum illumination 1.25 Lux (middle of escape route)
Measuring plane 2cm above floor level



Downlights

for connection to CLS 24, CPUSB 220/64/24 or CP 24V

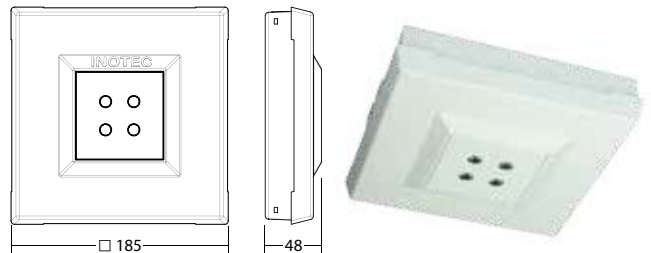
Functional LED downlight with a flat design for mounting height up to 32m, ideal for escape route illumination. UV resistant, heat filament tested polycarbonate housing for ceiling mounting with optional side cable entry.

Technical data

- Material :** Polycarbonate white
 - Illuminant :** LEDs
 - Nominal voltage DC :** 24V ± 20%
 - Nominal current :** 200 mA
 - Terminals :** 2.5 mm² for feed-through wiring
 - Temperature ta :** -15°C... +40°C
 - Protection category :** IP40
 - Protection class :** III
- acc. to DIN EN 60598-1, DIN EN 60598-2-22, DIN 4844-1 and DIN EN 1838

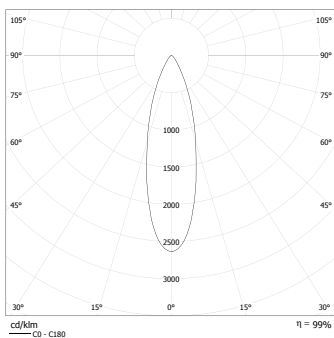
Housing-colours	Part.no.	Colour code
Special colours	...	L99
Attach the colour code to part number e.g.	800 014	LXX

SN 2040.1-T LED 24V Ceiling mounting
Art.no. 810 198.1



Ceiling mounting		
Mounting height [m]	[m]	[m]
11.0	4.6	11.1
12.0	4.7	11.5
14.0	4.9	12.5
16.0	5.0	13.2
18.0	5.0	13.7
20.0	5.0	14.0
22.0	4.9	14.2
24.0	4.6	14.3
26.0	4.2	14.3
28.0	3.7	14.1
30.0	2.9	14.1
32.0	0.9	13.6

Minimum illumination 1.25 Lux (middle of escape route)
Measuring plane 2cm above floor level





LED downlights for mounting heights of up to 32m

Thanks to the use of special LED downlight optics, the advantages of LEDs can now be enjoyed at high suspension heights.

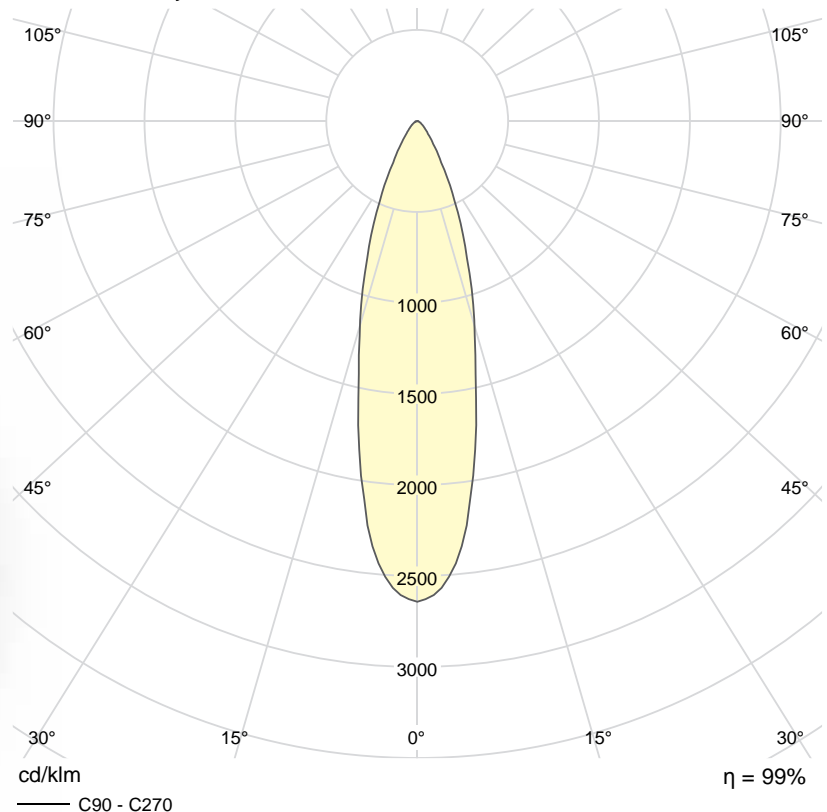


Service life & maintenance

Changing or servicing luminaires at great heights is often a particularly laborious and costly exercise. As LEDs have a structural service life of over 50,000 hours, their maintenance costs are significantly lower than those of fluorescent lamps, with a service life of around 4,000 hours.

Low power consumption through cutting-edge lens technology

The new LED downlights use latest-generation LED downlight optics. Thanks to these optics, the LEDs' light distribution is fully optimised, so that a mounting height of up to 24m can be achieved with just four 1W LEDs.



Reduced battery capacity

Because of a LED downlight's low power consumption (**P_{Bat}** emer) of just 6W (that of a comparable downlight with fluorescent lamps is around 50W), the battery capacity and the system size can be considerably reduced.



Universal LED downlight for area or escape route illumination with powder-coated metal housing for surface installation. Installation height up to 32m.

Technical data

- Material :** powder-coated steel-sheet
- Illuminant :** LEDs
- Nominal voltage AC :** 230V ± 10%, 50/60Hz
- Nominal voltage DC :** 220V ± 20%
- Nominal current :** 32 mA
- Power consumption :** 8.3 VA
- Terminals :** 2.5 mm² for feed-through wiring
- Temperature ta :** -15°C... +40°C
- Protection category :** IP40
- Protection class :** I

acc. to DIN EN 60598-1, DIN EN 60598-2-22, DIN 4844-1 and DIN EN 1838

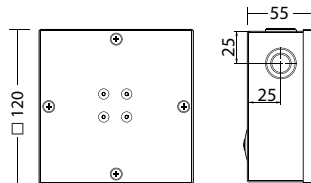
Housing-colours	Part.no.	Colour code
White (RAL 9016)	...	L04
Dark grey (RAL 7015)	...	L16
Special colours	...	L99

Attach the colour code to part number e.g. **800 014 LXX**

SN 8001 D LED 230V

Ceiling mounting

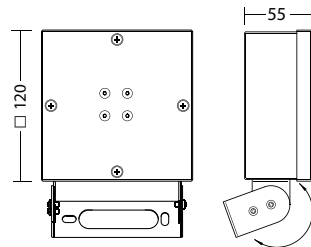
- Art.no. 808 148 - J/SV
- Art.no. 808 147 - SKÜ
- Art.no. 808 149 - NE/SV



SN 8001 WA LED 230V

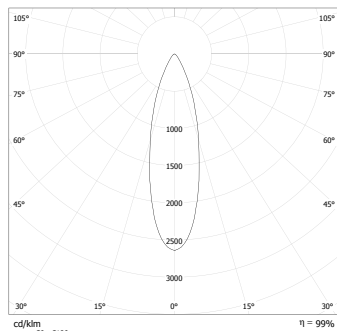
Wall bracket mounting

- Art.no. 808 151 - J/SV
- Art.no. 808 150 - SKÜ
- Art.no. 808 152 - NE/SV



Ceiling mounting		
Mounting height [m]	[m]	[m]
11.0	4.6	11.1
12.0	4.7	11.5
14.0	4.9	12.5
16.0	5.0	13.2
18.0	5.0	13.7
20.0	5.0	14.0
22.0	4.9	14.2
24.0	4.6	14.3
26.0	4.2	14.3
28.0	3.7	14.1
30.0	2.9	14.1
32.0	0.9	13.6

Minimum illumination 1.25 Lux (middle of escape route)
Measuring plane 2cm above floor level



Universal LED downlight for area or escape route illumination with powder-coated metal housing for surface installation. Installation height up to 32m.

Technical data

- Material :** powder-coated steel-sheet
 - Illuminant :** LEDs
 - Nominal voltage DC :** 24V ± 20%
 - Nominal current :** 200 mA
 - Terminals :** 2.5 mm² for feed-through wiring
 - Temperature ta :** -15°C... +40°C
 - Protection category :** IP40
 - Protection class :** III
- acc. to DIN EN 60598-1, DIN EN 60598-2-22, DIN 4844-1 and DIN EN 1838

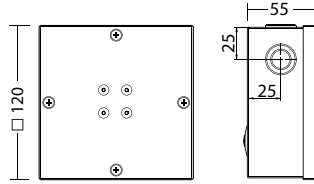
Housing-colours	Part.no.	Colour code
White (RAL 9016)	...	L04
Dark grey (RAL 7015)	...	L16
Special colours	...	L99

Attach the colour code to part number e.g. **800 014 LXX**

SN 8001 D LED 24V

Art.no.810 168

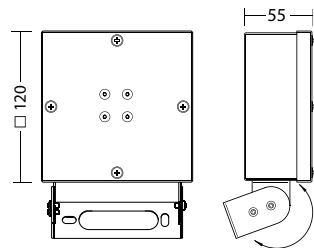
Ceiling mounting



SN 8001 WA LED 24V

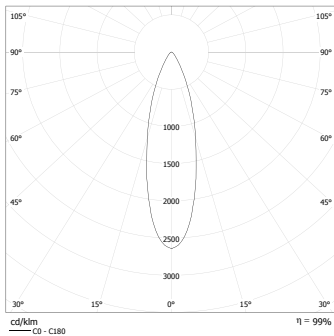
Art.no.810 169

Wall bracket mounting



Ceiling mounting	[m]	[m]
Mounting height [m]	[m]	[m]
11.0	4.6	11.1
12.0	4.7	11.5
14.0	4.9	12.5
16.0	5.0	13.2
18.0	5.0	13.7
20.0	5.0	14.0
22.0	4.9	14.2
24.0	4.6	14.3
26.0	4.2	14.3
28.0	3.7	14.1
30.0	2.9	14.1
32.0	0.9	13.6

Minimum illumination 1.25 Lux (middle of escape route)
Measuring plane 2cm above floor level





Ball- and impact resistant luminaires

The robust ball- and impact resistant safety- and emergency exit luminaires are not only suitable for gyms and sports complexes, but also in places with high mechanical requirements.

All luminaires in this series correspond to the impact resistance class IK10, tested with the pendulum hammer test in accordance to EN 50102.

Furthermore these luminaires are ball-impact resistant, tested with a ball shot test according to DIN VDE 0710-13. Additional ball-protection grids are no longer needed.

Despite these demanding requirements, these luminaires impress with their slim design and a homogeneous illumination that catches eye.

Advantages

- Easy installation
- Ball-impact resistant acc. to DIN VDE 0710-13
- Impact resistance class IK10 acc. to EN 50102
- Slim design

Areas of application

- Gyms and sports complexes
- Schools
- Workplaces with high mechanical requirements



Impact-resistant luminaires
as per DIN VDE 0710-13



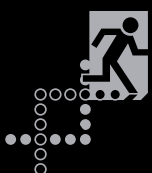
SNP 8030

194



SN 8030

198



Ball-impact and shock resistant luminaires

for connection to group- or central battery systems

J/SV

Single sided ball-impact and shock resistant exit-luminaire. Powder-coated aluminium housing with slim design and brilliant pictograph illumination > 500cd/m². Perfect for use in environments with high mechanical stresses and in sports facilities.

Technical data

- Viewing distance :** 30 m
- Material :** powder-coated steel-sheet
- Illuminant :** LEDs
- Nominal voltage AC :** 230V ± 10%, 50/60Hz
- Nominal voltage DC :** 220V ± 20%
- Nominal current :** 18 mA
- Power consumption :** 10.4 VA
- Terminals :** 2.5 mm² for feed-through wiring
- Temperature ta :** -15°C... +40°C
- Protection category :** IP40
- Protection class :** I
- Impact resistance :** IK10

acc. to DIN EN 60598-1, DIN EN 60598-2-22, DIN 4844-1 and DIN EN 1838

Ball-impact and shock resistant luminaires built to DIN VDE 0710-13 and DIN EN 50102.

Housing-colours	Part.no.	Colour code
White (RAL 9016)	...	L04
Dark grey (RAL 7015)	...	L16
Special colours	...	L99

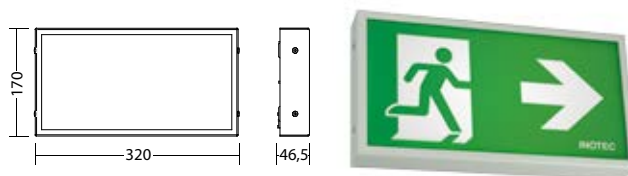
Attach the colour code to part number e.g.

800 014 LXX

SNP 8030 LED 230V

Wall mounting

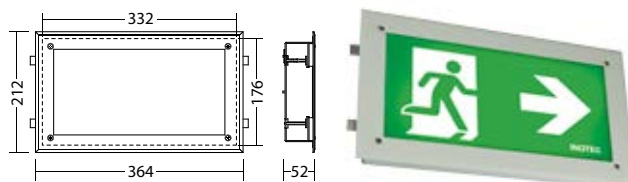
Art.no. 808 702 - J/SV



SNP 8030 WE LED 230V

Recessed wall mounting

Art.no. 808 703 - J/SV



Impact-resistant luminaires as per DIN VDE 0710-13 



Double sided ball-impact and shock resistant exit-luminaire. Powder-coated aluminium housing with slim design and brilliant pictograph illumination > 500cd/m². Perfect for use in environments with high mechanical stresses and in sports facilities.

Technical data

Viewing distance :	30 m
Material :	powder-coated steel-sheet
Illuminant :	LEDs
Nominal voltage AC :	230V ± 10%, 50/60Hz
Nominal voltage DC :	220V ± 20%
Nominal current :	32 mA
Power consumption :	13.5 VA
Terminals :	2.5 mm ² for feed-through wiring
Temperature ta :	-15°C... +40°C
Protection category :	IP40
Protection class :	I
Impact resistance :	IK10

acc. to DIN EN 60598-1, DIN EN 60598-2-22, DIN 4844-1 and DIN EN 1838

Ball-impact and shock resistant luminaires built to DIN VDE 0710-13 and DIN EN 50102.

Housing-colours	Part.no.	Colour code
White (RAL 9016)	...	L04
Dark grey (RAL 7015)	...	L16
Special colours	...	L99

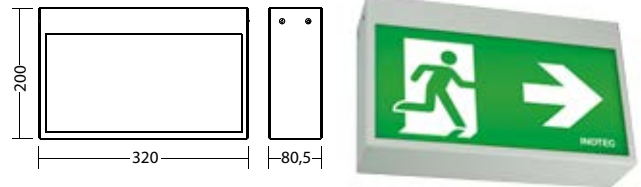
Attach the colour code to part number e.g.

800 014 LXX

SNP 8030 D LED 230V

Art.no. 808 704 - J/SV

Ceiling mounting



Impact-resistant luminaires
as per DIN VDE 0710-13

**IK10**

Single sided ball-impact and shock resistant exit-luminaire. Powder-coated aluminium housing with slim design and brilliant pictograph illumination > 500cd/m². Perfect for use in environments with high mechanical stresses and in sports facilities.

Technical data

- Viewing distance :** 30 m
 - Material :** powder-coated steel-sheet
 - Illuminant :** LEDs
 - Nominal voltage DC :** 24V ± 20%
 - Nominal current :** 115 mA
 - Terminals :** 2.5 mm² for feed-through wiring
 - Temperature ta :** -15°C... +40°C
 - Protection category :** IP40
 - Protection class :** III
 - Impact resistance :** IK10
- acc. to DIN EN 60598-1, DIN EN 60598-2-22, DIN 4844-1 and DIN EN 1838

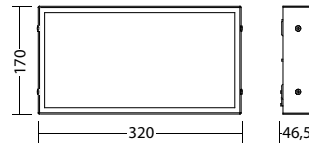
Ball-impact and shock resistant luminaires built to DIN VDE 0710-13 and DIN EN 50102.

Housing-colours	Part.no.	Colour code
White (RAL 9016)	...	L04
Dark grey (RAL 7015)	...	L16
Special colours	...	L99
Attach the colour code to part number e.g.	800 014	LXX

SNP 8030 LED 24V

Art.no. 810 179

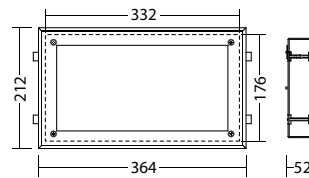
Wall mounting



SNP 8030 WE LED 24V

Art.no. 810 180

Recessed wall mounting



Impact-resistant luminaires as per DIN VDE 0710-13



Double sided ball-impact and shock resistant exit-luminaire. Powder-coated aluminium housing with slim design and brilliant pictograph illumination > 500cd/m². Perfect for use in environments with high mechanical stresses and in sports facilities.

Technical data

Viewing distance :	30 m
Material :	powder-coated steel-sheet
Illuminant :	LEDs
Nominal voltage DC :	24V ± 20%
Nominal current :	200 mA
Terminals :	2.5 mm ² for feed-through wiring
Temperature ta :	-15°C... +40°C
Protection category :	IP40
Protection class :	III
Impact resistance :	IK10

acc. to DIN EN 60598-1, DIN EN 60598-2-22, DIN 4844-1 and DIN EN 1838

Ball-impact and shock resistant luminaires built to DIN VDE 0710-13 and DIN EN 50102.

Housing-colours	Part.no.	Colour code
White (RAL 9016)	...	L04
Dark grey (RAL 7015)	...	L16
Special colours	...	L99

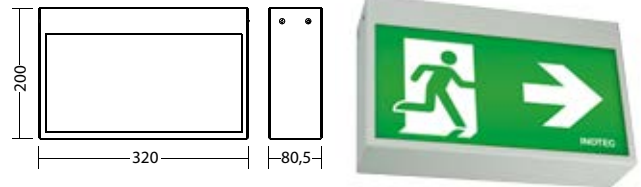
Attach the colour code to part number e.g.

800 014 LXX

SNP 8030 D LED 24V

Art.no. 810 181

Ceiling mounting



Impact-resistant luminaires
as per DIN VDE 0710-13



Ball-impact and shock resistant luminaires

for connection to group-, central battery- or NEA - systems

J/SV SKÜ NE/SV

Ball-impact and shock resistant safety luminaires with state-of-the-art LED-technology for area or escape route illumination. Powder-coated aluminium housing with slim design, perfect for use in environments with high mechanical stresses and in sports facilities.

Technical data



- Material :** powder-coated steel-sheet
- Illuminant :** LEDs
- Nominal voltage AC :** 230V ± 10%, 50/60Hz
- Nominal voltage DC :** 220V ± 20%
- Nominal current :** 32 mA
- Power consumption :** 8.3 VA
- Terminals :** 2.5 mm² for feed-through wiring
- Temperature ta :** -15°C... +40°C
- Protection category :** IP40
- Protection class :** I
- Impact resistance :** IK10

acc. to DIN EN 60598-1, DIN EN 60598-2-22, DIN 4844-1 and DIN EN 1838

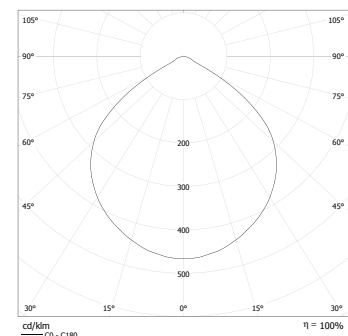
Ball-impact and shock resistant luminaires built to DIN VDE 0710-13 and DIN EN 50102.

Housing-colours	Part.no.	Colour code
White (RAL 9016)	...	L04
Dark grey (RAL 7015)	...	L16
Special colours	...	L99

Attach the colour code to part number e.g. **800 014 LXX**

Ceiling mounting		
Mounting height [m]	[m]	[m]
	2.5	3.7
	3.0	4.1
	4.0	4.7
	5.0	5.0
	6.0	5.1
	7.0	4.9
	8.0	4.5
	9.0	3.7
	10.0	2.5

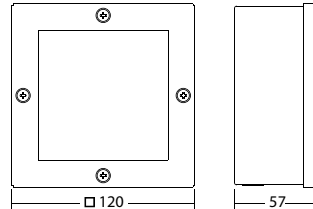
Minimum illumination 1.25 Lux (middle of escape route)
Measuring plane 2cm above floor level



SN 8030 D LED 230V

Ceiling mounting

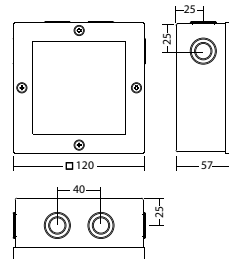
- Art.no. 808 706 - J/SV
- Art.no. 808 705 - SKÜ
- Art.no. 808 707 - NE/SV



SN 8030 D AP LED 230V

Wall or ceiling mounting

- Art.no. 808 709 - J/SV
- Art.no. 808 708 - SKÜ
- Art.no. 808 710 - NE/SV



Impact-resistant luminaires as per DIN VDE 0710-13 



Ball-impact and shock resistant safety luminaires with state-of-the-art LED-technology for area or escape route illumination. Powder-coated aluminium housing with slim design, perfect for use in environments with high mechanical stresses and in sports facilities.

Technical data



- Material :** powder-coated steel-sheet
- Illuminant :** LEDs
- Nominal voltage AC :** 230V ± 10%, 50/60Hz
- Nominal voltage DC :** 220V ± 20%
- Nominal current :** 32 mA
- Power consumption :** 8.3 VA
- Terminals :** 2.5 mm² for feed-through wiring
- Temperature ta :** -15°C... +40°C
- Protection category :** IP20
- Protection class :** II
- Impact resistance :** IK10

acc. to DIN EN 60598-1, DIN EN 60598-2-22, DIN 4844-1 and DIN EN 1838

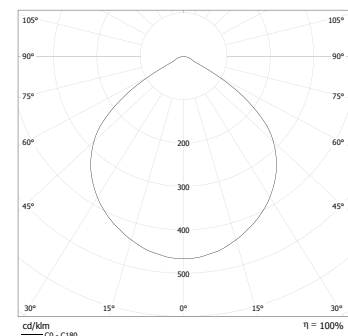
Ball-impact and shock resistant luminaires built to DIN VDE 0710-13 and DIN EN 50102.

Housing-colours	Part.no.	Colour code
White (RAL 9016)	...	L04
Dark grey (RAL 7015)	...	L16
Special colours	...	L99

Attach the colour code to part number e.g. **800 014 LXX**

Ceiling mounting		
Mounting height [m]	[m]	[m]
2.5	3.7	8.5
3.0	4.1	9.7
4.0	4.7	11.5
5.0	5.0	12.9
6.0	5.1	13.9
7.0	4.9	14.3
8.0	4.5	14.4
9.0	3.7	14.3
10.0	2.5	13.8

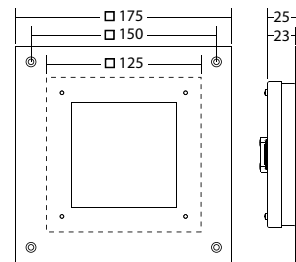
Minimum illumination 1.25 Lux (middle of escape route)
Measuring plane 2cm above floor level



SN 8030 E LED 230V

Art.no. 808 711

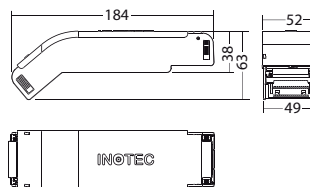
Recessed ceiling mounting



Supply unit

- Art. no. 890 490 - J/SV
- Art. no. 890 491 - SKÜ
- Art. no. 890 492 - NE/SV

Accessory



Impact-resistant luminaires as per DIN VDE 0710-13



Ball-impact and shock resistant safety luminaires with state-of-the-art LED-technology for area or escape route illumination. Powder-coated aluminium housing with slim design, perfect for use in environments with high mechanical stresses and in sports facilities.



Technical data

- Material :** powder-coated steel-sheet
 - Illuminant :** LEDs
 - Nominal voltage DC :** 24V ± 20%
 - Nominal current :** 200 mA
 - Terminals :** 2.5 mm² for feed-through wiring
 - Temperature ta :** -15°C... +40°C
 - Protection category :** IP40
 - Protection class :** III
 - Impact resistance :** IK10
- acc. to DIN EN 60598-1, DIN EN 60598-2-22, DIN 4844-1 and DIN EN 1838

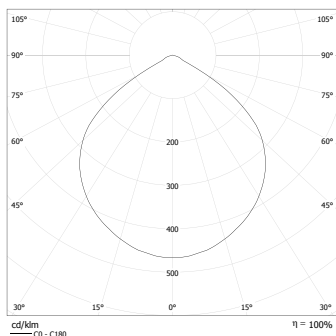
Ball-impact and shock resistant luminaires built to DIN VDE 0710-13 and DIN EN 50102.

Housing-colours	Part.no.	Colour code
White (RAL 9016)	...	L04
Dark grey (RAL 7015)	...	L16
Special colours	...	L99

Attach the colour code to part number e.g. **800 014 LXX**

Ceiling mounting		
Mounting height [m]	[m]	[m]
2.5	3.7	8.5
3.0	4.1	9.7
4.0	4.7	11.5
5.0	5.0	12.9
6.0	5.1	13.9
7.0	4.9	14.3
8.0	4.5	14.4
9.0	3.7	14.3
10.0	2.5	13.8

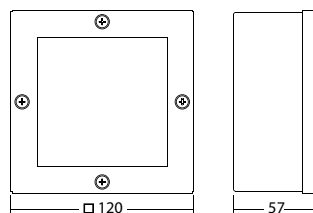
Minimum illumination 1.25 Lux (middle of escape route)
Measuring plane 2cm above floor level



SN 8030 D LED 24V

Art.no.810 310

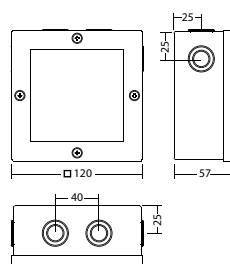
Ceiling mounting



SN 8030 D AP LED 24V

Art.no.810 311

Wall or ceiling mounting



Impact-resistant luminaires as per DIN VDE 0710-13 



Downlights

for connection to CLS 24, CPUSB 220/64/24 or CP 24V

Ball-impact and shock resistant safety luminaires with state-of-the-art LED-technology for area or escape route illumination. Powder-coated aluminium housing with slim design, perfect for use in environments with high mechanical stresses and in sports facilities.

Technical data

- Material :** powder-coated steel-sheet
- Illuminant :** LEDs
- Nominal voltage DC :** 24V ± 20%
- Nominal current :** 200 mA
- Terminals :** 2.5 mm² for feed-through wiring
- Temperature ta :** -15°C... +40°C
- Protection category :** IP20
- Protection class :** III
- Impact resistance :** IK10
acc. to DIN EN 60598-1, DIN EN 60598-2-22, DIN 4844-1 and DIN EN 1838

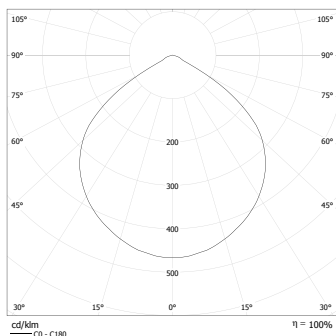
Ball-impact and shock resistant luminaires built to DIN VDE 0710-13 and DIN EN 50102.

Housing-colours	Part.no.	Colour code
White (RAL 9016)	...	L04
Dark grey (RAL 7015)	...	L16
Special colours	...	L99

Attach the colour code to part number e.g. **800 014 LXX**

Ceiling mounting			
Mounting height [m]	[m]	[m]	[m]
2.5	3.7	8.5	
3.0	4.1	9.7	
4.0	4.7	11.5	
5.0	5.0	12.9	
6.0	5.1	13.9	
7.0	4.9	14.3	
8.0	4.5	14.4	
9.0	3.7	14.3	
10.0	2.5	13.8	

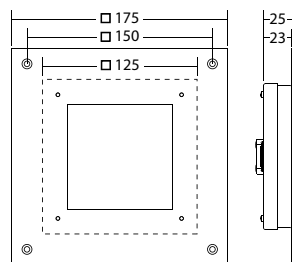
Minimum illumination 1.25 Lux (middle of escape route)
Measuring plane 2cm above floor level



SN 8030 E LED 24V

Art.no. 808 711

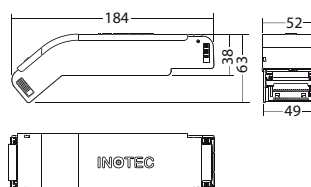
Recessed ceiling mounting



Supply unit

Art.no. 890 613

Accessory



Impact-resistant luminaires as per DIN VDE 0710-13





Moulded plastic luminaires Universal emergency exit and safety luminaires

INOTEC offers a wide range of moulded plastic luminaires. The different housing sizes and versions allow you to personalise your emergency lighting. The range includes luminaires with one-, two- or three-sided light output, as well as luminaires with a high protection rating.

Advantages

- Different housing sizes
- Protection ratings up to IP65

Areas of application

- Workplaces
- Car parks
- Outdoor areas



SNP 2130/2230

209



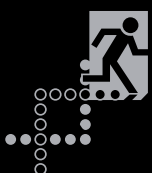
SN 2100

214



SNP1006

220



Moulded plastic luminaires, Made in Germany

The new moulded plastic luminaires

SN 2100, SN(P) 2130 and SNP 2230 were designed and constructed completely in house.

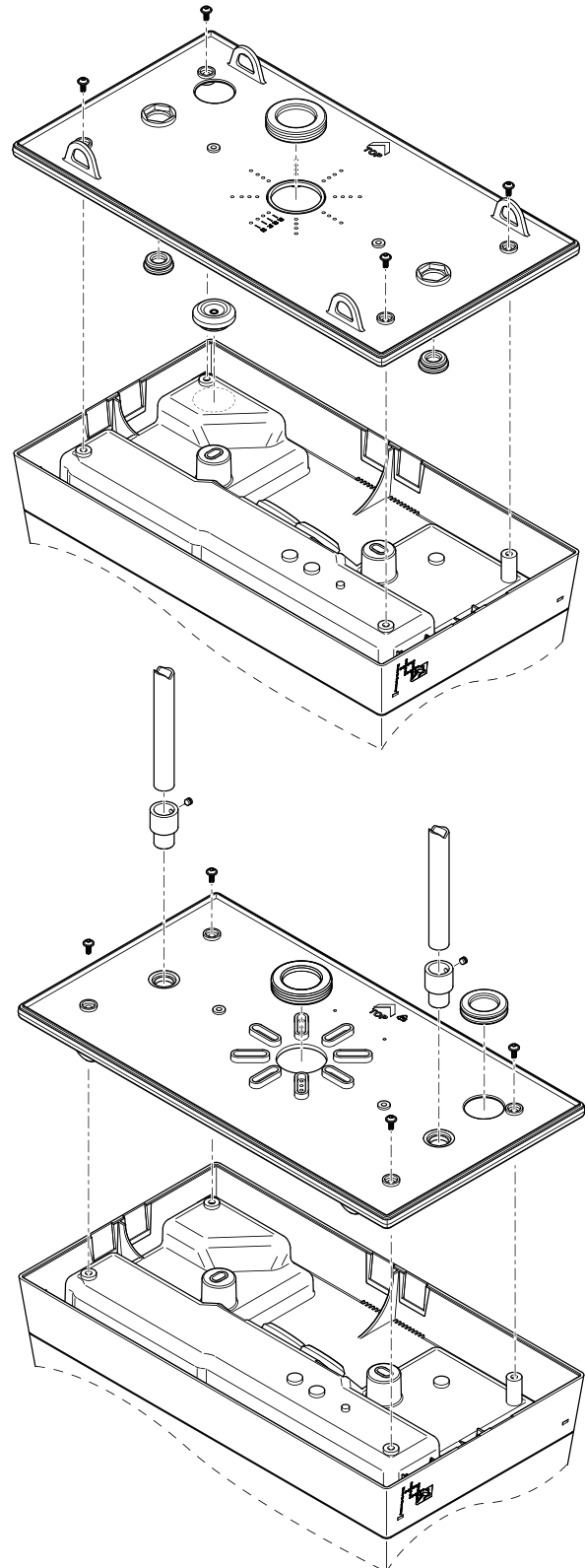
A close collaboration with our customers, designers and fitters allowed us to take into account requests and suggestions during the construction phase, so we have been able to satisfy all the demands placed on a modern moulded plastic luminaire.

The polycarbonate housing and all other components are produced in Germany. This guarantees that they meet the high standards for products Made in Germany.

With its optimised lighting technology, the SN 2100 LED is ideal not just for illuminating escape routes and open (anti-panic) areas, but also for illuminating halls or high-bay warehouses with high mounting heights.



Numerous mounting options thanks to the optional mounting adapter





PC II



IP 65



UV resistant



The high protection rating and the housing's protective insulation allow use in difficult ambient conditions

The luminaires, available in IP40 and IP65, are made of high-quality UV- and glow-wire- resistant polycarbonate. Protection class II and protection category IP65 is ensured by the encapsulated terminal compartment, even with side cable entry.

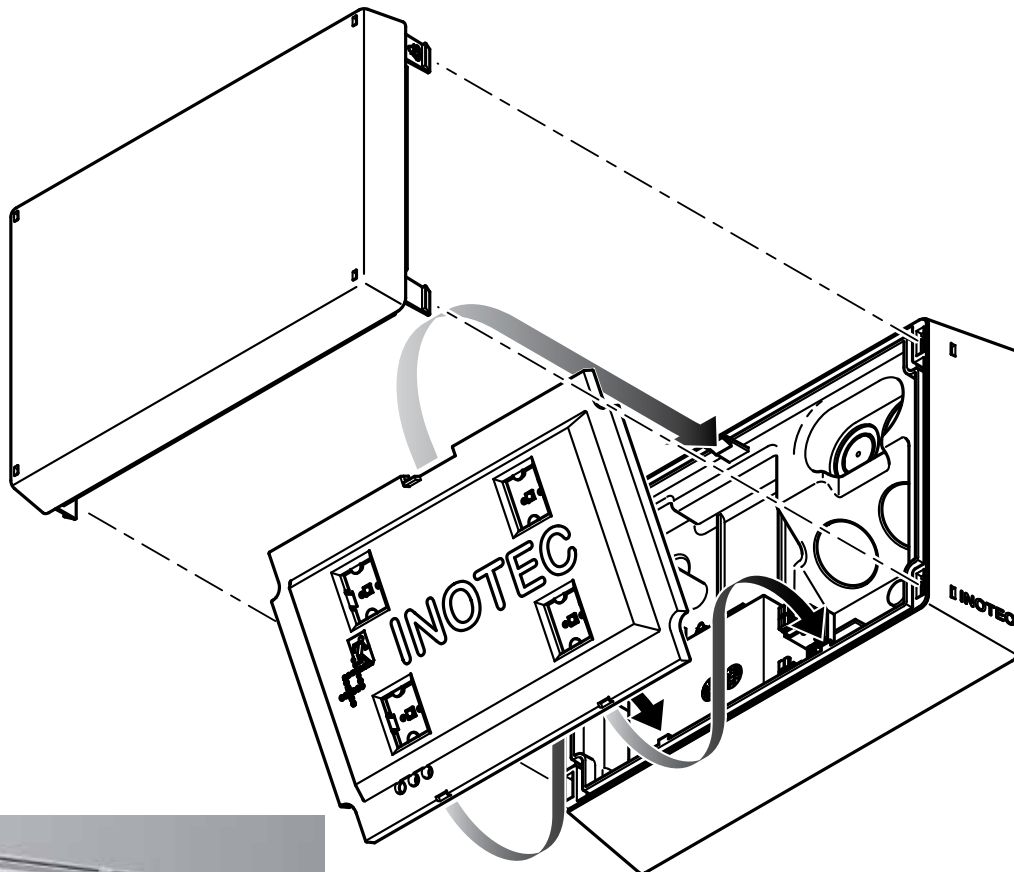
Meeting the requirements of EN 605098-2-24 these luminaires are suitable for places with fire hazards.



Easy to mount in both on-wall and in-wall installation

Quick to install in five easy steps

1. Install luminaire housing
2. Connect power cable
3. Fit illuminant
4. Click reflector into place
5. Close cover



With on-wall installations, pre-moulded lateral openings can simply be punched out. A cable inlet ensures the power cable is inserted cleanly. The separate terminal compartment inside the luminaire further guarantees the high protection rating IP65. There are two mouldings on each of three sides of the luminaire, so that through-wiring is also possible.

A slightly raised surface on the back of the luminaires ensures that they can be mounted on uneven walls without compromising their tightness. The luminaires' special construction ensures there is no warping, which often leads to leaks in conventional housings constructions. The optional adapter for chain and pendulum mounting is also perfect for installation on trapezoidal sheets and rail systems.





3.01/S06



Single sided LED exit luminaire made of UV resistant, heat filament tested polycarbonate housing with optional side cable entry and comfortable installation space. Homogeneous pictograph illumination by state-of-the-art LED technology.

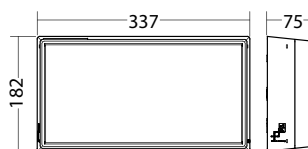
Technical data

- Viewing distance :** 30 m
 - Material :** Polycarbonate white
 - Illuminant :** LEDs
 - Nominal voltage AC :** 230V ± 10%, 50/60Hz
 - Nominal voltage DC :** 220V ± 20%
 - Nominal current :** 32 mA
 - Power consumption :** 8.3 VA
 - Terminals :** 2.5 mm² for feed-through wiring
 - Temperature ta :** -15°C... +40°C
 - Protection category :** IP40/65
 - Protection class :** II
- acc. to DIN EN 60598-1, DIN EN 60598-2-22, DIN 4844-1 and DIN EN 1838

SNP 2130 LED 230V

Wall mounting

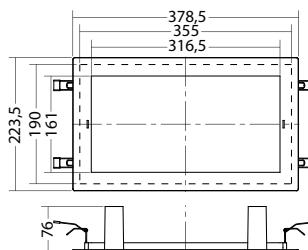
- Art. no. 802 610 - J/SV IP65
- Art. no. 802 609 - SKÜ IP65
- Art. no. 802 611 - NE/SV IP65
- Art. no. 802 607 - J/SV IP40
- Art. no. 802 606 - SKÜ IP40
- Art. no. 802 608 - NE/SV IP40



Mounting frame

Recessed wall mounting

Art. no. 890 050





INOTEC



Double sided LED exit luminaire made of UV resistant, heat filament tested polycarbonate housing with optional side cable entry and comfortable installation space. Homogeneous pictograph illumination by state-of-the-art LED technology.

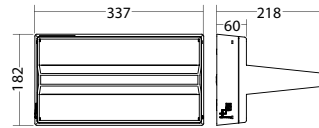
Technical data

- Viewing distance :** 30 m
 - Material :** Polycarbonate white
 - Illuminant :** LEDs
 - Nominal voltage AC :** 230V ± 10%, 50/60Hz
 - Nominal voltage DC :** 220V ± 20%
 - Nominal current :** 32 mA
 - Power consumption :** 8.3 VA
 - Terminals :** 2.5 mm² for feed-through wiring
 - Temperature ta :** -15°C... +40°C
 - Protection category :** IP40/65
 - Protection class :** II
- acc. to DIN EN 60598-1, DIN EN 60598-2-22, DIN 4844-1 and DIN EN 1838

SNP 2230 LED 230V

Ceiling mounting

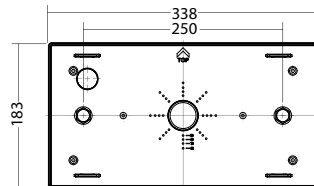
- Art. no. 802 616 - J/SV IP65
- Art. no. 802 615 - SKÜ IP65
- Art. no. 802 617 - NE/SV IP65
- Art. no. 802 613 - J/SV IP40
- Art. no. 802 612 - SKÜ IP40
- Art. no. 802 614 - NE/SV IP40



Mounting adapter

Pendulum mounting

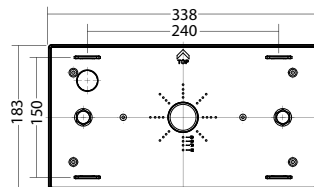
- Art. no. 890 052 - IP40



Mounting adapter

Chain mounting

- Art. no. 890 051 - IP40/65



Single sided LED exit luminaire made of UV resistant, heat filament tested polycarbonate housing with optional side cable entry and comfortable installation space. Homogeneous pictograph illumination by state-of-the-art LED technology.

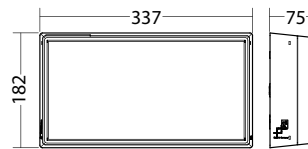
Technical data

Viewing distance :	30 m
Material :	Polycarbonate white
Illuminant :	LEDs
Nominal voltage DC :	24V ± 20%
Nominal current :	200 mA
Terminals :	2.5 mm ² for feed-through wiring
Temperature ta :	-15°C... +40°C
Protection category :	IP40/65
Protection class :	III

acc. to DIN EN 60598-1, DIN EN 60598-2-22, DIN 4844-1 and
DIN EN 1838

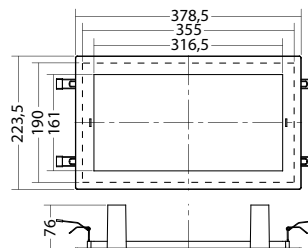
SNP 2130 LED 24VArt. no. 810 303 - IP65
Art. no. 810 302 - IP40

Wall mounting

**Mounting frame**

Art. no. 890 050

Recessed wall mounting



Double sided LED exit luminaire made of UV resistant, heat filament tested polycarbonate housing with optional side cable entry and comfortable installation space. Homogeneous pictograph illumination by state-of-the-art LED technology.

Technical data

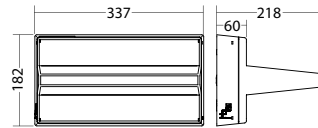
Viewing distance :	30 m
Material :	Polycarbonate white
Illuminant :	LEDs
Nominal voltage DC :	24V ± 20%
Nominal current :	200 mA
Terminals :	2.5 mm ² for feed-through wiring
Temperature ta :	-15°C... +40°C
Protection category :	IP40/65
Protection class :	III

acc. to DIN EN 60598-1, DIN EN 60598-2-22, DIN 4844-1 and DIN EN 1838

SNP 2230 LED 24V

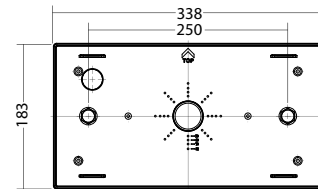
Art. no. 810 305 - IP65
Art. no. 810 304 - IP40

Ceiling mounting

**Mounting adapter**

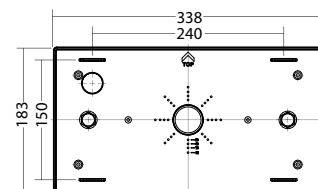
Art. no. 890 052 - IP40

Pendulum mounting

**Mounting adapter**

Art. no. 890 051 - IP40/65

Chain mounting







Versatile LED downlight ideal for area or escape route illumination. UV resistant, heat filament tested polycarbonate housing with optional side cable entry and comfortable installation space.

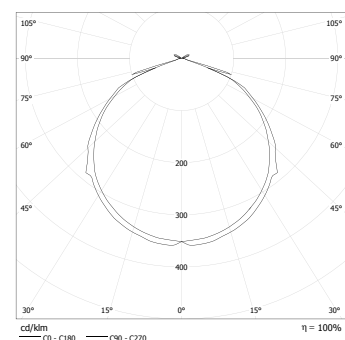
Technical data

- Material :** Polycarbonate white
- Illuminant :** LEDs
- Nominal voltage AC :** 230V ± 10%, 50/60Hz
- Nominal voltage DC :** 220V ± 20%
- Nominal current :** 32 mA
- Power consumption :** 8.3 VA
- Terminals :** 2.5 mm² for feed-through wiring
- Temperature ta :** -15°C... +40°C
- Protection category :** IP40/65
- Protection class :** II

acc. to DIN EN 60598-1, DIN EN 60598-2-22, DIN 4844-1 and DIN EN 1838

Ceiling mounting				
Mounting height [m]	[m]	[m]	[m]	[m]
2.5	4.0	10.0	10.3	4.0
3.0	4.3	10.8	11.0	4.3
4.0	4.6	12.0	12.3	4.8
5.0	4.7	12.8	13.1	4.9
6.0	4.6	13.2	13.7	4.9
7.0	4.3	13.4	13.9	4.4
8.0	3.7	13.3	13.9	3.8
9.0	2.5	13.0	13.3	2.7
10.0	1.7	12.1	12.9	1.9

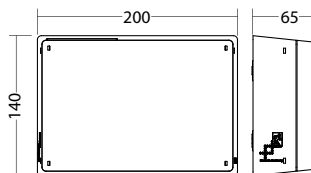
Minimum illumination 1.25 Lux (middle of escape route)
Measuring plane 2cm above floor level



SN 2100 LED 230V

Ceiling mounting

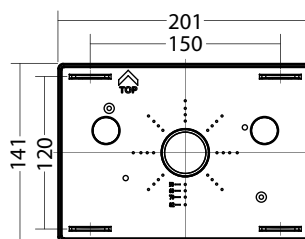
- Art.no. 802 104 - J/SV IP65
- Art.no. 802 103 - SKÜ IP65
- Art.no. 802 105 - NE/SV IP65
- Art.no. 802 101 - J/SV IP40
- Art.no. 802 100 - SKÜ IP40
- Art.no. 802 102 - NE/SV IP40



Mounting adapter

Chain mounting






- Art.no. 890 724



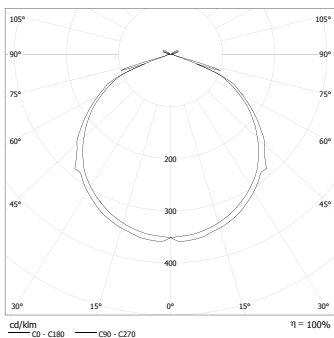
Versatile LED downlight ideal for area or escape route illumination. UV resistant, heat filament tested polycarbonate housing with optional side cable entry and comfortable installation space.

Technical data

- Material :** Polycarbonate white
 - Illuminant :** LEDs
 - Nominal voltage DC :** 24V ± 20%
 - Nominal current :** 200 mA
 - Terminals :** 2.5 mm² for feed-through wiring
 - Temperature ta :** -15°C... +40°C
 - Protection category :** IP40/65
 - Protection class :** III
- acc. to DIN EN 60598-1, DIN EN 60598-2-22, DIN 4844-1 and DIN EN 1838

Ceiling mounting					
Mounting height [m]	[m]	[m]	[m]	[m]	[m]
2.5	4.0	10.0	10.3	4.0	
3.0	4.3	10.8	11.0	4.3	
4.0	4.6	12.0	12.3	4.8	
5.0	4.7	12.8	13.1	4.9	
6.0	4.6	13.2	13.7	4.9	
7.0	4.3	13.4	13.9	4.4	
8.0	3.7	13.3	13.9	3.8	
9.0	2.5	13.0	13.3	2.7	
10.0	1.7	12.1	12.9	1.9	

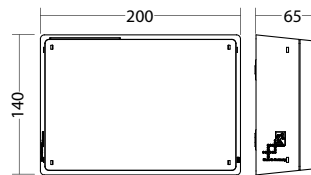
Minimum illumination 1.25 Lux (middle of escape route)
Measuring plane 2cm above floor level



SN 2100 LED 24V

Art. no. 810 201 - IP65
Art. no. 810 200 - IP40

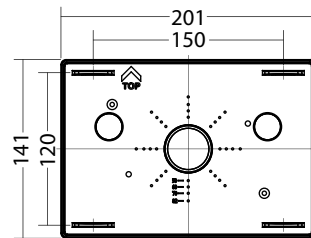
Ceiling mounting



Mounting adapter

Art. no. 890 724

Chain mounting







Versatile LED downlight for mounting height up to 20m, ideal for area or escape route illumination. UV resistant, heat filament tested polycarbonate housing with optional side cable entry and comfortable installation space.

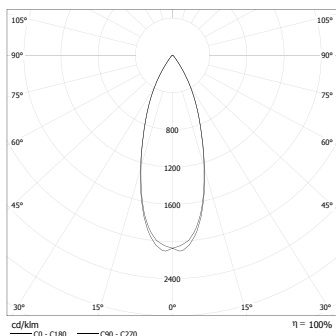
Technical data

Material :	Polycarbonate white
Illuminant :	LEDs
Nominal voltage AC :	230V ± 10%, 50/60Hz
Nominal voltage DC :	220V ± 20%
Nominal current :	32 mA
Power consumption :	8.3 VA
Terminals :	2.5 mm ² for feed-through wiring
Temperature ta :	-15°C... +40°C
Protection category :	IP40/65
Protection class :	II

acc. to DIN EN 60598-1, DIN EN 60598-2-22, DIN 4844-1 and DIN EN 1838

Ceiling mounting				
Mounting height [m]	[m]	[m]	[m]	[m]
8.0	4.3	10.3	10.4	4.4
9.0	4.5	11.0	11.1	4.6
10.0	4.7	11.7	11.8	4.7
11.0	4.7	12.2	12.3	4.7
12.0	4.7	12.7	12.7	4.7
13.0	4.7	13.0	13.1	4.7
14.0	4.6	13.2	13.3	4.7
15.0	4.5	13.4	13.5	4.6
16.0	4.4	13.5	13.5	4.5
17.0	4.2	13.5	13.5	4.3
18.0	3.9	13.4	13.5	4.0
19.0	3.5	13.3	13.4	3.6
20.0	2.9	13.2	13.3	3.1

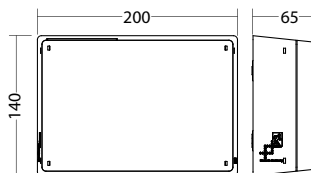
Minimum illumination 1.25 Lux (middle of escape route)
Measuring plane 2cm above floor level



SN 2100 T LED 230V

Ceiling mounting

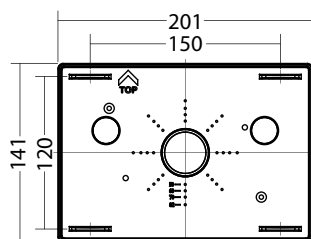
Art. no. 802 116 - J/SV IP65
Art. no. 802 115 - SKÜ IP65
Art. no. 802 117 - NE/SV IP65
Art. no. 802 113 - J/SV IP40
Art. no. 802 112 - SKÜ IP40
Art. no. 802 114 - NE/SV IP40



Mounting adapter

Chain mounting

Art. no. 890 724



Versatile LED downlight for mounting height up to 20m, ideal for area or escape route illumination. UV resistant, heat filament tested polycarbonate housing with optional side cable entry and comfortable installation space.

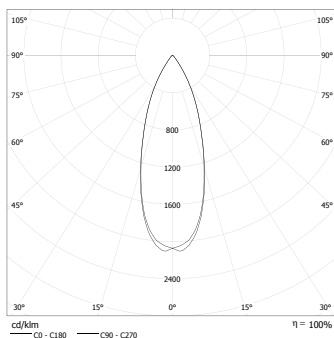
Technical data

- Material :** Polycarbonate white
- Illuminant :** LEDs
- Nominal voltage DC :** 24V ± 20%
- Nominal current :** 200 mA
- Terminals :** 2.5 mm² for feed-through wiring
- Temperature ta :** -15°C... +40°C
- Protection category :** IP40/65
- Protection class :** III

acc. to DIN EN 60598-1, DIN EN 60598-2-22, DIN 4844-1 and DIN EN 1838

Ceiling mounting				
Mounting height [m]	[m]	[m]	[m]	[m]
8.0	4.3	10.3	10.4	4.4
9.0	4.5	11.0	11.1	4.6
10.0	4.7	11.7	11.8	4.7
11.0	4.7	12.2	12.3	4.7
12.0	4.7	12.7	12.7	4.7
13.0	4.7	13.0	13.1	4.7
14.0	4.6	13.2	13.3	4.7
15.0	4.5	13.4	13.5	4.6
16.0	4.4	13.5	13.5	4.5
17.0	4.2	13.5	13.5	4.3
18.0	3.9	13.4	13.5	4.0
19.0	3.5	13.3	13.4	3.6
20.0	2.9	13.2	13.3	3.1

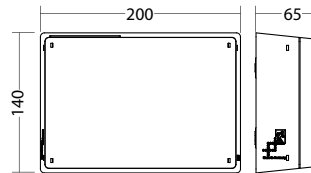
Minimum illumination 1.25 Lux (middle of escape route)
Measuring plane 2cm above floor level



SN 2100 T LED 24V

Art. no. 810 205 - IP65
Art. no. 810 204 - IP40

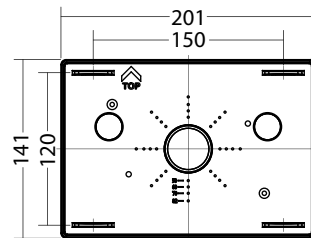
Ceiling mounting



Mounting adapter

Art. no. 890 724

Chain mounting



Versatile LED downlight for mounting height up to 20m, ideal for illumination of 3m - 4m wide escape routes. UV resistant, heat filament tested polycarbonate housing with optional side cable entry and comfortable installation space.

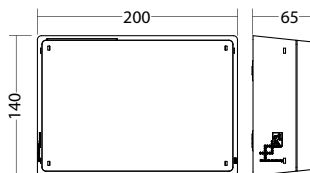
Technical data

- Material :** Polycarbonate white
 - Illuminant :** LEDs
 - Nominal voltage AC :** 230V ± 10%, 50/60Hz
 - Nominal voltage DC :** 220V ± 20%
 - Nominal current :** 32 mA
 - Power consumption :** 8.3 VA
 - Terminals :** 2.5 mm² for feed-through wiring
 - Temperature ta :** -15°C... +40°C
 - Protection category :** IP40/65
 - Protection class :** II
- acc. to DIN EN 60598-1, DIN EN 60598-2-22, DIN 4844-1 and DIN EN 1838

SN 2100 TB LED 230V

Ceiling mounting

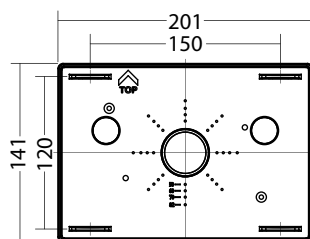
- Art. no. 802 139 - J/SV IP65
- Art. no. 802 140 - SKÜ IP65
- Art. no. 802 141 - NE/SV IP65
- Art. no. 802 142 - J/SV IP40
- Art. no. 802 143 - SKÜ IP40
- Art. no. 802 144 - NE/SV IP40



Mounting adapter


Chain mounting

- Art. no. 890 724



[m]	Max. escape route width at areal illumination of 1.25lx	
8.0	7.1	18.0
9.0	7.6	20.5
10.0	8.0	21.6
11.0	8.2	22.5
12.0	7.0	21.1
13.0	7.1	22.2
14.0	7.1	22.6
15.0	7.0	23.3
16.0	7.4	24.6
17.0	6.8	24.7
18.0	6.4	24.6

Measuring plane 2cm above floor level




Versatile LED downlight for mounting height up to 20m, ideal for illumination of 3m - 4m wide escape routes. UV resistant, heat filament tested polycarbonate housing with optional side cable entry and comfortable installation space.

Technical data

- Material :** Polycarbonate white
 - Illuminant :** LEDs
 - Nominal voltage DC :** 24V ± 20%
 - Nominal current :** 200 mA
 - Terminals :** 2.5 mm² for feed-through wiring
 - Temperature ta :** -15°C... +40°C
 - Protection category :** IP40/65
 - Protection class :** III
- acc. to DIN EN 60598-1, DIN EN 60598-2-22, DIN 4844-1 and DIN EN 1838

[m]	Max. escape route width at areal illumination of 1.25lx	
8.0	7.1	18.0
9.0	7.6	20.5
10.0	8.0	21.6
11.0	8.2	22.5
12.0	7.0	21.1
13.0	7.1	22.2
14.0	7.1	22.6
15.0	7.0	23.3
16.0	7.4	24.6
17.0	6.8	24.7
18.0	6.4	24.6

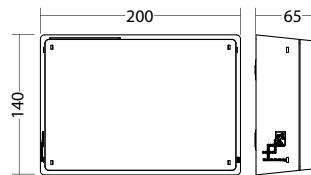
Measuring plane 2cm above floor level



SN 2100 TB LED 24V

Art. no. 810 216 - IP65
Art. no. 810 217 - IP40

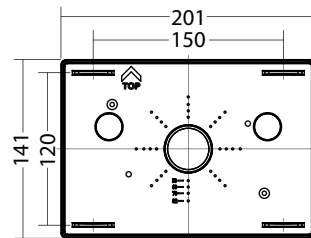
Ceiling mounting



Mounting adapter

Art. no. 890 724

Chain mounting




Polycarbonate safety- /exit-luminaire with single- or triple-sided light output.

Technical data

- Viewing distance :** 14 m
 - Material :** Polycarbonate white
 - Illuminant :** LEDs
 - Nominal voltage AC :** 230V ± 10%, 50/60Hz
 - Nominal voltage DC :** 220V ± 20%
 - Nominal current :** 25 mA
 - Power consumption :** 7.1 VA
 - Terminals :** 2.5 mm² for feed-through wiring
 - Temperature ta :** -15°C... +40°C
 - Protection category :** IP20
 - Protection class :** I
- acc. to DIN EN 60598-1, DIN EN 60598-2-22, DIN 4844-1 and DIN EN 1838

Ceiling mounting					
Mounting height [m]	[m]	[m]	[m]	[m]	[m]
	2.5	2.9	7.6	8.4	3.1
	3.0	2.9	8.0	8.7	3.1
	4.0	2.7	8.3	9.1	2.9
	5.0	2.1	8.1	8.9	2.3

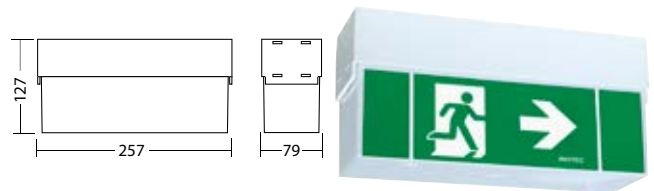
Minimum illumination 1.25 Lux (middle of escape route)
Measuring plane 2cm above floor level



SNP 1006 LED 230V

Wall or ceiling mounting

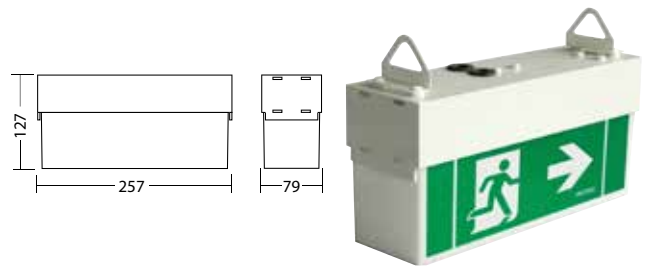
Art.no. 801 556 - J/SV
Art.no. 801 557 - SKÜ
Art.no. 801 558 - NE/SV



Chain adapter

Optional accessory

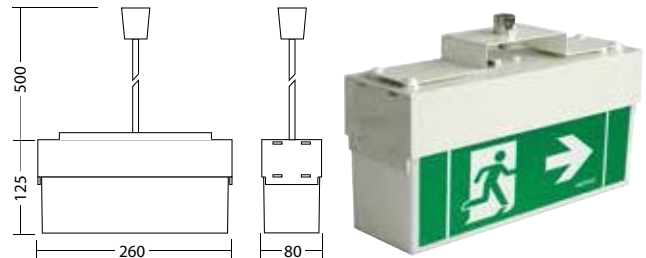
Art.no. 190 153



Pendulum adapter

Optional accessory

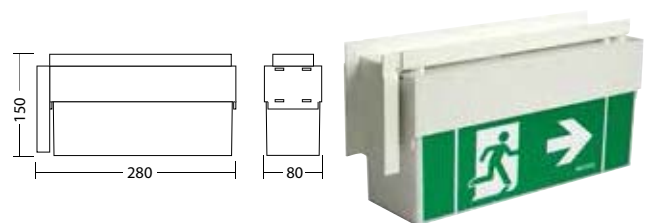
Art.no. 190 152



Wall bracket

Optional accessory

Art.no. 190 154




Polycarbonate safety- /exit-luminaire with single- or triple-sided light output.

Technical data

- Viewing distance :** 14 m
 - Material :** Polycarbonate white
 - Illuminant :** LEDs
 - Nominal voltage DC :** 24V ± 20%
 - Nominal current :** 150 mA
 - Terminals :** 2.5 mm² for feed-through wiring
 - Temperature ta :** -15°C... +40°C
 - Protection category :** IP20
 - Protection class :** III
- acc. to DIN EN 60598-1, DIN EN 60598-2-22, DIN 4844-1 and DIN EN 1838

Ceiling mounting				
Mounting height [m]	[m]	[m]	[m]	[m]
2.5	2.9	7.6	8.4	3.1
3.0	2.9	8.0	8.7	3.1
4.0	2.7	8.3	9.1	2.9
5.0	2.1	8.1	8.9	2.3

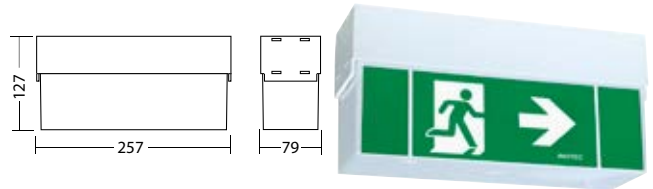
Minimum illumination 1.25 Lux (middle of escape route)
Measuring plane 2cm above floor level



SNP 1006 LED 24V

Art.no.810 316

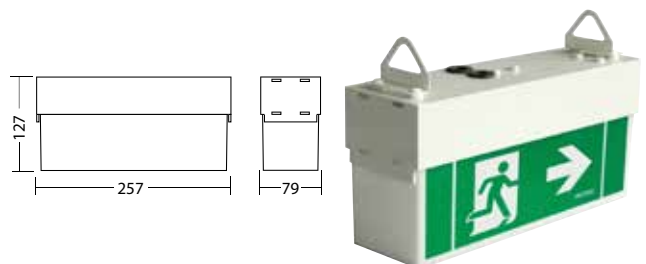
Wall or ceiling mounting



Chain adapter

Art.no.190 153

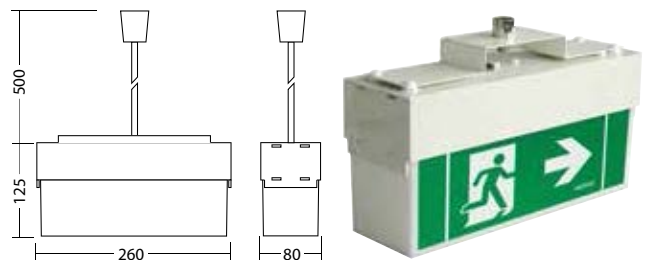
Optional accessory



Pendulum adapter

Art.no.190 152

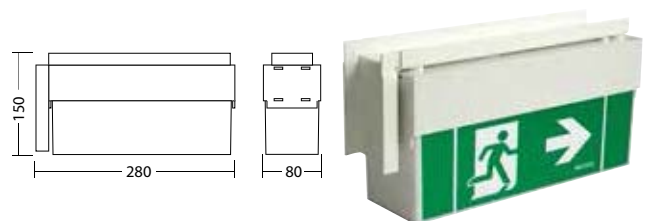
Optional accessory



Wall bracket

Art.no.190 154

Optional accessory





Segmental luminaires

With the dynamic emergency exit luminaires from the FL-range, escape routes can be signposted, blocked or changed, depending on the fire event.

These dynamic escape route luminaires with separate segments can be adapted to the individual escape route situation.

The segments can be equipped with different symbols. Arrows and emergency signs indicate the safe way, a red X blocks smoke-filled areas in case of fire.

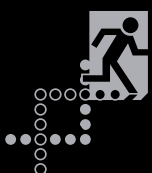



You can choose between luminaires with one, three or five individual segments.

Advantages

- Dynamic way guidance
- Visual blocking of a smoke-filled escape route
- Individual configuration

Areas of application

- To compensate fire protection measures
- Building areas with a risk of smoke
- Unclear escape route situations





Dynamic single-sided emergency exit luminaire in modular design with customisable assembly. Ideal to display the safe escape route depending on the smoke situation inside a building.

Technical data

Viewing distance : 20 m
Material : powder-coated steel-sheet
Illuminant : LEDs
Nominal voltage DC : 24V ± 20%
Nominal current : 63 mA (white+green LEDs) or 126 mA (red LEDs)
Terminals : 2.5 mm² for feed-through wiring
Temperature ta : -15°C... +40°C
Protection category : IP40
Protection class : III
 acc. to DIN EN 60598-1, DIN EN 60598-2-22, DIN 4844-1 and DIN EN 1838

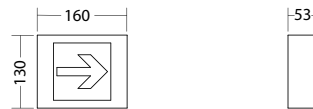
Housing-colours	Part.no.	Colour code
White (RAL 9016)	...	L04
Dark grey (RAL 7015)	...	L16
Special colours	...	L99

Attach the colour code to part number e.g. **800 014 LXX**

FL 5101 LED 24V

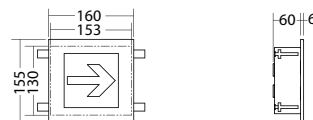
Art.no. 800 010V

Wall mounting

**FL 5101 WE LED 24V**

Art.no. 800 011V

Recessed wall mounting



Dynamic single-sided emergency exit luminaire in modular design with customisable assembly. Ideal to display the safe escape route depending on the smoke situation inside a building.

Technical data

- Viewing distance :** 20 m
 - Material :** powder-coated steel-sheet
 - Illuminant :** LEDs
 - Nominal voltage AC :** 230V ± 10%, 50/60Hz
 - Nominal voltage DC :** 220V ± 20%
 - Nominal current :** Per module 9 mA (white+green LEDs) or 18 mA (red LEDs)
 - Power consumption :** Per module 2.0 VA (white+green LEDs) or 4.0 VA (red LEDs)
 - Terminals :** 2.5 mm² for feed-through wiring
 - Temperature ta :** -15°C... +40°C
 - Protection category :** IP40
 - Protection class :** I
- acc. to DIN EN 60598-1, DIN EN 60598-2-22, DIN 4844-1 and DIN EN 1838

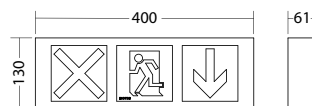
Housing-colours	Part.no.	Colour code
White (RAL 9016)	...	L04
Dark grey (RAL 7015)	...	L16
Special colours	...	L99

Attach the colour code to part number e.g. **800 014 LXX**

FL 5103 LED 230V

Art.no. 800 018V

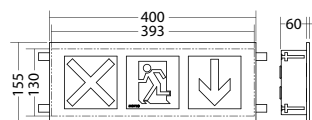
Wall mounting



FL 5103 WE LED 230V

Art.no. 800 019V

Recessed wall mounting



Dynamic single-sided emergency exit luminaire in modular design with customisable assembly. Ideal to display the safe escape route depending on the smoke situation inside a building.

Technical data

Viewing distance : 20 m
Material : powder-coated steel-sheet
Illuminant : LEDs
Nominal voltage DC : 24V ± 20%
Nominal current : Per module 63 mA (white+green LEDs) or 150 mA (red LEDs)
Terminals : 2.5 mm² for feed-through wiring
Temperature ta : -15°C... +40°C
Protection category : IP40
Protection class : III
 acc. to DIN EN 60598-1, DIN EN 60598-2-22, DIN 4844-1 and DIN EN 1838

Housing-colours **Part.no.** **Colour code**

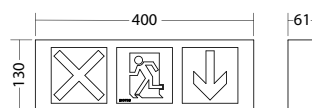
White (RAL 9016)	...	L04
Dark grey (RAL 7015)	...	L16
Special colours	...	L99

Attach the colour code to part number e.g. **800 014 LXX**

FL 5103 LED 24V

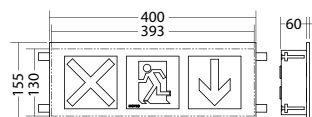
Art.no. 800 012V

Wall mounting

**FL 5103 WE LED 24V**

Art.no. 800 013V

Recessed wall mounting



Dynamic single-sided emergency exit luminaire in modular design with customisable assembly. Ideal to display the safe escape route depending on the smoke situation inside a building.

Technical data

- Viewing distance :** 20 m
 - Material :** powder-coated steel-sheet
 - Illuminant :** LEDs
 - Nominal voltage AC :** 230V ± 10%, 50/60Hz
 - Nominal voltage DC :** 220V ± 20%
 - Nominal current :** Per module 9 mA (white+green LEDs) or 18 mA (red LEDs)
 - Power consumption :** Per module 2.0 VA (white+green LEDs) or 4.0 VA (red LEDs)
 - Terminals :** 2.5 mm² for feed-through wiring
 - Temperature ta :** -15°C... +40°C
 - Protection category :** IP40
 - Protection class :** I
- acc. to DIN EN 60598-1, DIN EN 60598-2-22, DIN 4844-1 and DIN EN 1838

Housing-colours	Part.no.	Colour code
White (RAL 9016)	...	L04
Dark grey (RAL 7015)	...	L16
Special colours	...	L99

Attach the colour code to part number e.g. **800 014 LXX**

FL 5105 LED 230V

Wall mounting

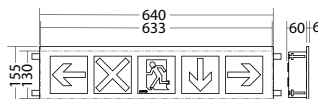
Art. no. 800 022V



FL 5105 WE LED 230V

Recessed wall mounting

Art. no. 800 023V



Dynamic single-sided emergency exit luminaire in modular design with customisable assembly. Ideal to display the safe escape route depending on the smoke situation inside a building.

Technical data

Viewing distance : 20 m
Material : powder-coated steel-sheet
Illuminant : LEDs
Nominal voltage DC : 24V ± 20%
Nominal current : Per module 63 mA (white+green LEDs) or 150 mA (red LEDs)
Terminals : 2.5 mm² for feed-through wiring
Temperature ta : -15°C... +40°C
Protection category : IP40
Protection class : III
 acc. to DIN EN 60598-1, DIN EN 60598-2-22, DIN 4844-1 and DIN EN 1838

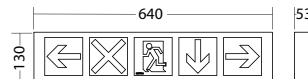
Housing-colours	Part.no.	Colour code
White (RAL 9016)	...	L04
Dark grey (RAL 7015)	...	L16
Special colours	...	L99

Attach the colour code to part number e.g. **800 014 LXX**

FL 5105 LED 24V

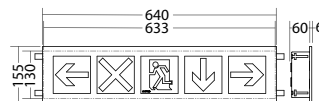
Art.no. 800 014V

Wall mounting

**FL 5105 WE LED 24V**

Art.no. 800 015V

Recessed wall mounting





EX luminaires

Emergency exit and safety luminaires

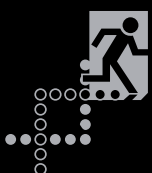

The EX luminaire range consists of emergency luminaires and exit signs in both 230V and 24V technology for hazardous areas in zones 1, 2, 21, and 22. The luminaires can be used as safety luminaires for wall and ceiling mounting, and, with pictograms, as emergency exit luminaires for wall mounting.

Advantages

- Also in 24V
- Universal mounting
- 24V LED technology

Areas of application

- Hazardous areas in zones 1, 2, 21, and 22
- Laboratory facilities
- Spray booths
- Chemical industry







Ex-safety- /exit-luminaire for zone 1, 21, 2, 22 according to ATEX-classification Group II category 2 G D. Luminaire for ceiling / wall mounting, made of high-quality die-cast aluminium.

Technical data

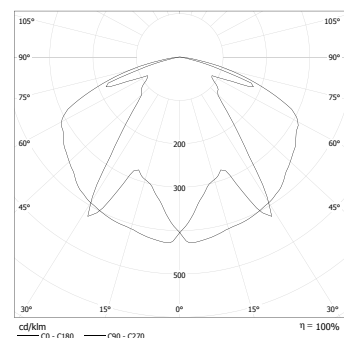
- Viewing distance :** 30m
- Material :** die-cast aluminum
- Illuminant :** LEDs
- Nominal voltage DC :** 24V ± 20%
- Nominal current :** 200 mA
- Terminals :** 2.5 mm² for feed-through wiring
- Temperature ta :** -20°C... +55°C
- Protection category :** IP66
- Protection class :** III

acc. to DIN EN 60598-1, DIN EN 60598-2-22, DIN 4844-1 and DIN EN 1838

Without pictogram also available as safety luminaire

Ceiling mounting				
Mounting height [m]	[m]	[m]	[m]	[m]
2.5	4.7	11.6	7.4	2.9
3.0	4.8	12.6	8.0	2.9
4.0	4.9	13.7	8.3	3.2
5.0	4.9	14.0	8.8	3.6
6.0	4.7	14.2	9.7	3.9
7.0	4.2	14.0	10.0	2.3
8.0	3.3	13.6	-	-

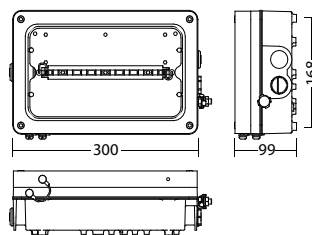
Minimum illumination 1.25 Lux (middle of escape route)
Measuring plane 2cm above floor level



Ex 7000 LED 24V

Art.no. 810 176

Wall mounting



Frame incl. panel

Art.no. 890 640

Optional accessory



Ex-safety- /exit-luminaire for zone 1, 2, 21, 22. Made of high-quality glass fiber reinforced polyester resin for wall or ceiling mounting.

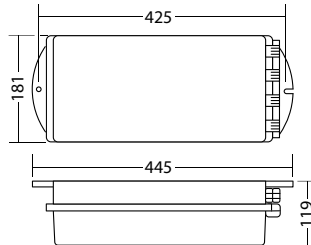
Ex 7100 EVG 230V

Art.no.807 001 - SV
Art.no.807 000 - SKÜ

Wall mounting

Technical data

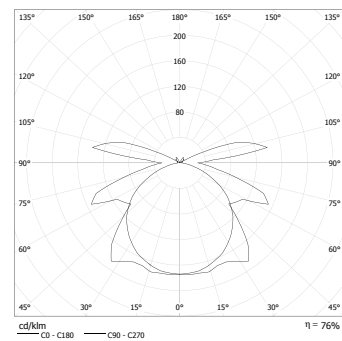
- Viewing distance :** 28m
 - Material :** glasfibre reinforced polyester
 - Illuminant :** T5 8W (G5)
 - Nominal voltage AC :** 230V ± 10%, 50/60Hz
 - Nominal voltage DC :** 220V ± 20%
 - Nominal current :** 33 mA
 - Power consumption :** 10.5 VA
 - Terminals :** 2.5 mm² for feed-through wiring
 - Temperature ta :** -15°C... +40°C
 - Protection category :** IP66
 - Protection class :** I
- acc. to DIN EN 60598-1, DIN EN 60598-2-22, DIN 4844-1 and DIN EN 1838



Without pictogram also available as safety luminaire

Ceiling mounting				
Mounting height [m]	[m]	[m]	[m]	[m]
2.5	3.1	8.1	10.3	3.2
3.0	3.2	8.6	9.6	3.3
4.0	3.2	9.3	9.2	3.6
5.0	3.0	9.4	9.9	3.7
6.0	2.2	9.2	10.5	2.6

Minimum illumination 1.25 Lux (middle of escape route)
Measuring plane 2cm above floor level



Special colours

The choice is yours ...

When we match an INOTEC luminaire to the customer's desired colour, there are two ways for us to do this: a standard powder coating or the INOTEC high-performance powder coating system.

The standard powder coating can be used to paint all luminaires that will be mounted in interior spaces where particularly high protection is not required (IP4x). Simply select the desired RAL colour to ensure that your luminaires match the building's architecture and colour design.

Where luminaires with a higher protection rating are required, the INOTEC high-performance powder coating system is used. This is a two-coat powder coating system with excellent corrosion protection. INOTEC luminaires with the high-performance powder coating system are ideal for use in adverse environments – both indoors and out. These luminaires can be used anywhere from industrial plants to swimming pools, to the outsides of buildings. Even when exposed to heavy weathering, from sunlight, temperature and humidity, the surface does not change over time and there is no reduction in appearance. And even aggressive liquids cannot damage the high-performance powder coating. Also, thanks to a suitable surface pretreatment, scratches in the powder coating do not allow rust to spread.

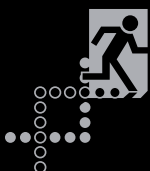


Environmentally friendly and economical

Solvent-free paints? Yes, if they are powder coatings. Unlike wet paint systems, powder coatings do not produce any solvent emissions. As a result, INOTEC powder coatings conform to EU directives* with regard to VOCs**. And there are a large number of other environmentally relevant advantages to powder coating systems, too: no wastewater is created during the process, and, because of the extremely high degree of transfer efficiency (up to 98%), the amount of waste produced in powder coating is very small.

* Ratified in Germany under the 31st Federal Immission Protection Regulation (BImSchV)

** Volatile organic compounds (VOCs) are emitted as gases from certain solids or liquids, such as paint solvents



Contacts

How to reach us



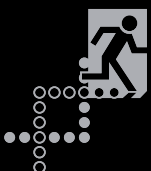
Our extensive sales network both at home and abroad is happy to help you with any queries and with the planning of emergency and safety lighting in your design projects.



For maintenance and servicing of your emergency and safety lighting systems, we have the whole of Germany covered, with customer service operators in every region. Outside Germany, this is handled by INOTEC-trained staff in our agencies. Please do not hesitate to contact us if you cannot find the right solution for your problem in our product range. Together, we'll find a project-specific solution to your requirements.

Find your contact at:
www.inotec-licht.de/

or contact us on:
Tel.: +49 - 29 38 - 97 30 - 0
Email: export@inotec-licht.de



Made in Germany One-stop quality

At INOTEC, you can fulfil all your emergency lighting requirements from a single source - and with the quality that comes from being made in Germany. We choose Germany as a business location not only for the development and design of our products but also for their manufacture.

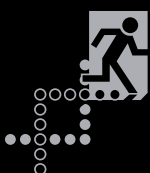
To meet our own high demands and those of our customers, we focus on:

- Customer-oriented development
- Latest technologies
- Constant optimisation and development of our products
- Quality suppliers

At the same time, the safety our products stand for is one of our most important quality features. INOTEC also means innovative luminaire design and high-quality workmanship.

Because of the high level of responsibility placed on our products, quality assurance is a particular priority for INOTEC.

Thanks to our intensive quality management, we are able to guarantee the optimum safety and of our products.



Luminaire categories

High protection category >IP54

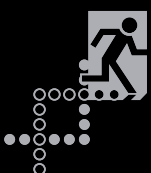
Type	Category	Page
SN 6114	step luminaire	104
SN 6204.2	wall luminaire	111
SN 6206-11	wall luminaire	123
SN 8040	downlight	176
SN 804	stainless steel luminaire	147
SNP 808 / SNP 828	stainless steel luminaire	136
SNP 818	stainless steel luminaire	134
FL 808 / FL 828	stainless steel luminaire	142
SN 2100	polycarbonate luminaire	214
SNP 2130 / SNP 2230	polycarbonate luminaire	209
FS 1100	polycarbonate luminaire	129

Protection class II

Type	Category	Page
SN 2040	downlight	183
SN 2100/2130	polycarbonate luminaire	206
SN 9100	downlight	157
SN 9104	downlight	160
SNP 2130 / SNP 2230	polycarbonate luminaire	209

Low-power 24V luminaires Ideal for use with CLS 7Ah

Type	Category	Page
SN 6206-11	wall luminaire	123
SN 9127-11	downlight	166
SN 8127-11	downlight	175
SN 9124-11	downlight	164
SN 8124-11	downlight	172
SN 9024	downlight	169
SNP 1520	straight-Line	23
SNP 1214 / 1216	edge light	39
SNP 7186 / 7286	aluminium profile luminaire	68



D.E.R. Dynamic Escape Routing

Deeper information about the D.E.R. system and luminaires can be found in the specific D.E.R. catalogue.

Dynamic exit sign luminaires

With the dynamic emergency exit luminaires from the FL-range, escape routes can be signposted, blocked or changed, depending on the fire event.

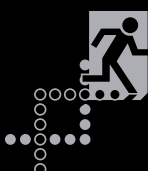
The luminaire types FL 1530, FL 7188 and FL 808 are suitable especially for a mixture use of dynamic and static exit sign luminaires in a building, as these luminaire types are also available in a static version. Instead of the standard exit sign, a LED matrix shows the safe way in case of emergency and blocks the smoky areas.

Type	Category	Page
FL 1530	straight-line	32
FL 7188 / 7288	aluminium profile luminaire	78
FL 808 / FL 828	stainless steel luminaire	142
FL 3100	wall luminaire	130
FL 5101 / FL 5103 / FL 5105	segmental luminaire	225

Dynamic escape route segment luminaires

The low level escape route luminaires of the FS series show the safe exit route in emergency case. The integrated directional and run light function decrease evacuation time. The low level position of the luminaires enables an orientation even in smoky rooms.

Type	Category	Page
FS 1100	recessed floor luminaire	129
FS 804	stainless steel luminaire	148






INOTEC Sicherheitstechnik GmbH
Am Buschgarten 17
D - 59 469 Ense

Tel +49 29 38/97 30-0

Fax +49 29 38/97 30-29

info@inotec-licht.de

www.inotec-licht.de



INOTEC
Sicherheitstechnik GmbH

INOTEC
Sicherheitstechnik GmbH

System luminaires 2015/2016

707 105 gb 12/2015